



## 2014-15 GAME NOTES

# SOUTH CAROLINA WOMEN'S BASKETBALL

Assoc. Media Relations Dir.: Diana Koval | Office: 803.777.7977 | Cell: 314.369.6050 | Email: dkoval@mailbox.sc.edu  
Website: www.GamecocksOnline.com | Twitter: @GamecockWBB | Instagram: @GamecockWBB



## 2015 NCAA Tournament

March 20/22 • Columbia, S.C. • Colonial Life Arena (18,000)



### Game Information

**Date:** Sunday, March 22, 2015 | 7 p.m.  
**Site:** Columbia, S.C.  
**Arena:** Colonial Life Arena (18,000)  
**Tickets:** \$20 adult, \$2 youth (17 and under)  
**Broadcast:** ESPN (Pam Ward, pxp; Carolyn Peck, analyst)  
**Radio:** 107.5 The Game (Brad Muller)  
**Live Stats:** GamecocksOnline.com

### South Carolina Gamecocks 30-2, 15-1 SEC



### Syracuse Orange 22-9, 11-5 ACC

**Ranking:** 3/4 (AP/Coaches)  
**Head Coach:** Dawn Staley  
**Record at SC:** 152-73 (7th)  
**Career Rec.:** 324-153 (15th)

**Series History:** SC leads 2-1  
**In Columbia:** SC leads 1-0  
**In Syracuse:** SU leads 1-0  
**Neutral Site:** SC leads 1-0  
**Current Streak:** SC last two

**Ranking:** -/  
**Coach:** Quentin Hillsman  
**Rec. at SU:** 189-107 (9th)  
**Career Rec.:** Same  
**Top Scorer:** Peterson (16.0 ppg)  
**Top Reb.:** Day (10.5 rpg)

**Top Scorer:** Mitchell (14.2 ppg)  
**Top Reb.:** Coates (8.0 rpg)

### 2014-15 Schedule

Nov. 15	Southern California (SECN+)	W, 70-61
Nov 20	Clemson (SECN)	W, 99-41
Nov. 23	San Diego State (SECN+)	W, 89-38
<i>Junkanoo Jam (Lucaya Division) • Freeport, Bahamas</i>		
Nov. 27	vs. Wisconsin	W, 67-44
Nov. 28	vs. #22/22 Syracuse	W, 67-63
Dec. 1	NC Central (SECN+)	W, 90-26
Dec. 4	Charlotte (SECN)	W, 82-61
Dec. 7	at #9/8 Duke (ESPN2)	W, 51-50
Dec. 14	Savannah State (SECN+)	W, 111-49
Dec. 17	at Hampton	W, 69-49
<i>Subway Classic • Minneapolis, Minn.</i>		
Dec. 20	vs. Central Michigan	W, 80-45
Dec. 21	vs. Liberty	W, 84-44
Jan. 2	Auburn* (SECN)	W, 77-58
Jan. 4	at LSU* (ESPN2)	W, 75-51
Jan. 8	at Alabama* (SECN+)	W, 102-59
Jan. 11	#10/11 Kentucky* (ESPN2)	W, 68-60
Jan. 15	at Missouri* (SECN)	W, 60-49
Jan. 19	at Florida* (SECN)	W, 77-42
Jan. 26	#12/10 Texas A&M* (ESPN2)	W, 79-61
Jan. 29	Alabama* (SECN+)	W, 85-54
Feb. 1	at Ole Miss* (ESPN2)	W, 77-59
Feb. 5	at #22/21 Georgia* (SECN)	W, 58-35
Feb. 9	at #2/2 Connecticut (ESPN2)	L, 62-87
Feb. 12	LSU* (FSN)	W, 86-62
Feb. 15	Vanderbilt* (ESPN2)	W, 89-59
Feb. 19	at Arkansas* (SECN)	W, 73-56
Feb. 23	#6/6 Tennessee* (ESPN2)	W, 71-66
Feb. 26	#11/13 Mississippi State* (FSN)	W, 69-50
Mar. 1	at #13/15 Kentucky* (ESPN2)	L, 56-67
<i>SEC Tournament • North Little Rock, Ark.</i>		
Mar. 6	Arkansas (SECN)	W, 58-36
Mar. 7	LSU (ESPN2)	W, 74-54
Mar. 8	Final (ESPN)	W, 62-46
<i>NCAA Tournament • Columbia, S.C.</i>		
Mar. 20	Savannah State (ESPN2)	W, 81-48
Mar. 22	Syracuse (ESPN)	7 p.m.

\* indicates SEC game  
All Times Listed as Eastern and are subject to change

### South Carolina Notables

- South Carolina is in its 41st season of women's basketball. It is the program's 24th season in the SEC and the seventh under head coach Dawn Staley. The back-to-back SEC champion has won at least 25 games in each of the last four seasons and played in the last three NCAA Tournaments, including two trips to the Sweet 16 (2012, 2014). The Gamecocks have spent 30 straight weeks ranked in the AP top 10, highlighted by 12 weeks at No. 1 this season.
- Junior Tiffany Mitchell and South Carolina head coach Dawn Staley remain in the conversation for premier national awards this season as both were named Naismith finalists by the Atlanta Tipoff Club this week. Staley was a finalist last season, while Mitchell is the Gamecocks' third finalist in program history, joining Jocelyn Penn (2003) and Shannon Johnson (1996).
- With entry into tonight's game, senior Aleighsa Welch will tie the program record for career games played at 134. Gamecock great Sheila Foster (1979-82) is the current record holder.
- The Gamecocks' 31 wins this season broke a 35-year old school record, topping the 1979-80 team's 30-win effort that yielded a spot in the AIAW Final Four and a No. 4 final ranking.
- South Carolina's 64.2 percent field goal shooting was the best in Colonial Life Arena history and the fourth highest in program history. The Gamecocks flirted with the NCAA Tournament field goal percentage record (.750 by Texas vs. Missouri, 3/14/86) for much of the game after shooting 72.0 percent in the first half. South Carolina kept it over 70.0 percent until the 2:00 mark, shooting 74.4 percent at 5:49 and 70.8 percent until a missed 3-pointer at 1:36.
- With their individual efforts against Savannah State (Mar. 20), senior Aleighsa Welch (6-of-6) and Alaina Coates (5-of-5) joined 15 other perfect shooting efforts in Arena history (minimum 5 FGM). Two other games on that list came earlier this season, and all but one of them have been by Gamecocks.
- In now four postseason games, South Carolina has lifted its offensive efficiency and tightened its already stingy defense, which has been among the top 10 in the nation all season. The Gamecocks are shooting 51.4 percent from the field in postseason action after finishing the regular season at 47.7 percent. Defensively, South Carolina has allowed just 46.0 points per game in postseason action after yielding 53.3 in the regular season.
- The Gamecocks are 30-0 when out-scoring opponents in the paint and have topped their foes in that category by at least 30 points seven times, including two games of 40+ points more. South Carolina averages 39.4 points per game in the paint.
- South Carolina's bench is among the most productive in the nation, accounting for 48.2 percent of the team's 75.7 points per game (36.5 ppg). The group has out-scored the Gamecocks' starters 18 times this season, including 11 SEC games and two postseason outings, and has provided the team's top scorer 17 times.

### Tale of the Tape















SU	SC
22-9	Overall Record ..... 31-2
11-5	Conference Record ..... 15-1
13-2	Home Record ..... 15-0
7-3	Away Record ..... 9-2
2-4	Neutral Record ..... 7-0
69.5	Points Per Game ..... 75.7
60.7	Opp. Points Per Game ..... 52.4
.369	Field Goal %age ..... .481
.383	Opp. Field Goal %age ..... .345
.284	3-Pt. Field Goal %age ..... .347
.325	Opp. 3-Pt. Field Goal %age ..... .277
.664	Free Throw %age ..... .672
13.9	FTs Made Per Game ..... 14.1
12.6	Assists Per Game ..... 16.8
+7.0	Turnover Margin ..... +2.3
41.8	Rebounds Per Game ..... 41.9
+0.7	Rebounding Margin ..... +10.5
11.1	Steals Per Game ..... 8.9
4.9	Blocked Shots Per Game ..... 6-4

## one.

Prior to each season, head coach Dawn Staley chooses a theme for her team to play under. This season's is "one." With such lofty expectations this season, Staley believed it was important for her team to focus on the collective instead of any individual, knowing that to thrive in pressure situations, each student-athlete may have to sacrifice a piece of herself for the sake of the team.

As the logo shows, this season is about "one team, one voice, one family, one goal, one history, one tradition, one drive, one Gamecock Nation."

# 2014-15 South Carolina Media Roster

<b>0</b>		<p><b>India Farmer</b> 6-0 • So. • Forward • N. Myrtle Beach, S.C.</p> <p>PPG <b>0.3</b> RPG <b>0.5</b> APG <b>0.0</b> FG% <b>.000</b> FT% <b>.667</b></p>	<p><b>LAST GAME:</b> 1 min, 1 reb vs. Savannah St. <b>NOTABLE:</b> Seen action in 15 games this season, including five SEC and two postseason games ... great team player ... works hard with good attitude.</p>	<p><b>Career Highs</b> Pts: 3, 2x, vs. Alabama, 1/19/14 Reb: 3 vs. NC Central, 12/2/13 Ast: — Stl: 1 at Florida, 1/19/15</p>
<b>1</b>		<p><b>Bianca Cuevas</b> 5-6 • Fr. • Guard • Bronx, N.Y. <i>kway-VAAS</i></p> <p>PPG <b>5.5</b> RPG <b>1.4</b> APG <b>1.8</b> FG% <b>.367</b> FT% <b>.755</b></p>	<p><b>LAST GAME:</b> 8 pts, 5 assts vs. Savannah State <b>NOTABLE:</b> Cat-quick, crafty guard now with better grasp of point guard position ... 3.3 apg in postseason (4 gms) ... 10+ points 7 times ... 5+ assists 5 times, team-high assists 7 times.</p>	<p><b>Career Highs</b> Pts: 21 at Ole Miss, 2/1/15 Reb: 4, 3x, at Georgia, 2/5/15 A: 5, 5x, vs. Savannah St., 3/20/15 Stl: 4, 2x, vs. Sav. St., 12/14/14</p>
<b>2</b>		<p><b>Olivia Gaines</b> 5-7 • Sr. • Guard • Chester, S.C.</p> <p>PPG <b>1.4</b> RPG <b>1.0</b> APG <b>0.9</b> FG% <b>.375</b> FT% <b>.750</b></p>	<p><b>LAST GAME:</b> 2 pts, 2 assts, 1 reb vs. Savannah St. <b>NOTABLE:</b> Key defensive stopper ... Scored 3.0 ppg on 53.3% shooting (8-15) last 6 games ... key 2nd-half rally vs. LSU in SEC Tourn. ... drew Senior Day start, scored career-high 9 points.</p>	<p><b>Career Highs</b> Pts: 9 vs. Mississippi St., 2/26/15 Reb: 5, 2x, vs. Clemson, 11/20/14 Ast: 5 vs. Chas. Sthrn., 11/8/13 Min: 23 vs. Alabama, 1/19/14</p>
<b>3</b>		<p><b>Kaydra Duckett</b> 5-8 • Fr. • Guard • Columbia, S.C. <i>KAY-druh DUCK-it</i></p> <p>PPG <b>0.2</b> RPG <b>0.6</b> APG <b>0.1</b> FG% <b>.077</b> FT% <b>.500</b></p>	<p><b>LAST GAME:</b> 1 stl, 1 reb vs. Savannah State <b>NOTABLE:</b> Has played in 19 games, including nine SEC ... 1st career points vs. NCCU ... rated 3A South Carolina player of the year ... won two state titles (2012, 2014).</p>	<p><b>Career Highs</b> Pts: 2, 2x, vs. Sav. St., 12/14/14 Reb: 4 vs. Savannah St., 12/14/14 Ast: 1, 2x, vs. Sav. St., 12/14/14 Stl: 1, 4x, vs. Sav. St., 3/20/15</p>
<b>5</b>		<p><b>Khadijah Sessions</b> 5-8 • Jr. • Guard • Myrtle Beach, S.C. <i>kuh-DEE-zhub SESH-uns</i></p> <p>PPG <b>4.7</b> RPG <b>2.5</b> APG <b>3.0</b> FG% <b>.404</b> FT% <b>.532</b></p>	<p><b>LAST GAME:</b> 10 pts, 2 rebs, 2 stls vs. Sav. State <b>NOTABLE:</b> Setting great defensive tone ... 1st in SEC in A:TO (2.1), 10th in steals, 9th in assists ... 11 games of 4+ assists ... shooting 50.0% in postseason, 57.1% from 3-point range</p>	<p><b>Career Highs</b> Pts: 19 vs. Auburn, 2/3/13 Reb: 6 vs. Clemson, 11/20/14 Ast: 8 vs. NC Central, 12/1/14 Stl: 4, 9x, at Arkansas, 2/19/15</p>
<b>15</b>		<p><b>Tiffany Davis</b> 5-7 • So. • Guard • Houston, Texas</p> <p>PPG <b>1.3</b> RPG <b>1.2</b> APG <b>0.5</b> FG% <b>.333</b> FT% <b>.667</b></p>	<p><b>LAST GAME:</b> 3 rebs, 5 min vs. Savannah State <b>NOTABLE:</b> Played in 15 games ... doing "her job" well off the bench, per Staley ... continues to learn how to run offense efficiently ... missed last three games with foot injury.</p>	<p><b>Career Highs</b> Pts: 11 vs. Ole Miss, 1/30/14 Reb: 6 at Kentucky, 3/1/14 Ast: 3, 4x, vs. SC State, 12/22/13 Stl: 5 vs. Elon, 11/9/12</p>
<b>22</b>		<p><b>A'ja Wilson</b> 6-5 • Fr. • Guard/Forward • Hopkins, S.C. <i>A-zhub</i></p> <p>PPG <b>13.3</b> RPG <b>6.8</b> BPG <b>1.8</b> FG% <b>.531</b> FT% <b>.644</b></p>	<p><b>LAST GM:</b> 15 pts, 9 rebs, 3 assts vs. Savannah St. <b>NOTABLE:</b> SEC Fr. of the Year ... scored 10+ 26 times, 5 double-doubles ... team-high points 14 times ... Top 12 in SEC in pts. and rebs ... Avg. 2.3 blocks and shooting 70.8% in postseason (4 gms).</p>	<p><b>Career Highs</b> Pts: 26 vs. LSU, 2/12/15 Reb: 19 at Kentucky, 3/1/15 Blks: 4 at Kentucky, 3/1/15 Stl: 3, 4x, vs. C. Mich., 12/20/14</p>
<b>23</b>		<p><b>Tina Roy</b> 5-11 • Junior • Guard • Kaplan, La.</p> <p>PPG <b>4.6</b> RPG <b>1.8</b> APG <b>2.3</b> FG% <b>.391</b> FT% <b>.500</b></p>	<p><b>LAST GAME:</b> 1 reb, 1 asst vs. Savannah St. <b>NOTABLE:</b> Team-high 43.1 percent from 3 in SEC play ... Team-high 3.7 apg in SEC Tournament ... 8 games of 4+ assists, including 2 of last 4 ... 3.0 apg in postseason.</p>	<p><b>Career Highs</b> Pts: 15, 2x, last vs. LSU 3/7/15 Reb: 8 at Miss. State, 2/6/14 Ast: 10 vs. Sav. State, 12/14/14 Stl: 3 vs. Southern Cal, 11/15/14</p>
<b>24</b>		<p><b>Aleighsa Welch</b> 6-0 • Sr. • Forward • Goose Creek, S.C. <i>uh-LEE-sub</i></p> <p>PPG <b>9.2</b> RPG <b>6.2</b> BPG <b>1.1</b> FG% <b>.570</b> FT% <b>.419</b></p>	<p><b>LAST GM:</b> 12 pts (6-6 FGs), 2 assts vs. Sav. State <b>NOTABLE:</b> SEC Scholar-Athlete of the Year ... SEC 16th in rebs, 6th in blocks ... 3 dbl-dbls last 11 gms ... 14th in career points ... SEC Tourn MVP with 10.3 ppg, 7.3 rpg ... 3-time captain.</p>	<p><b>Career Highs</b> Pts: 23 vs. UNC, 12/18/13 Reb: 17 vs. CoFC, 11/14/13 Ast: 5, 2x, last vs. LSU, 2/12/15 Blk: 5, 2x, at Kentucky, 2/20/14</p>
<b>25</b>		<p><b>Tiffany Mitchell</b> 5-9 • Jr. • Guard • Charlotte, N.C.</p> <p>PPG <b>14.2</b> RPG <b>3.0</b> APG <b>2.7</b> FG% <b>.503</b> FT% <b>.840</b></p>	<p><b>LAST GAME:</b> 7 pts, 3 assts, 3 stls vs. Sav. State <b>NOTABLE:</b> SEC Player of the Year ... SEC top 10 in pts, FG%, FT% ... 10+ pts 26 gms, team-high pts 14 gms ... Staley Finalist, Naismith Finalist, Wooden Final Ballot ... ESPN All-America.</p>	<p><b>Career Highs</b> Pts: 25 vs. Georgia, 2/27/14 Reb: 11, 5x, at Arkansas, 1/2/14 Ast: 9 at SDSU, 11/23/13 Stl: 7 vs. NC Central, 12/1/14</p>
<b>31</b>		<p><b>Asia Dozier</b> 6-0 • Jr. • Guard/Forward • Columbia, S.C. <i>DOE-zbur</i></p> <p>PPG <b>3.9</b> RPG <b>1.0</b> APG <b>1.7</b> FG% <b>.400</b> FT% <b>.667</b></p>	<p><b>LAST GM:</b> 7 pts, 4 assts vs. Savannah State <b>NOTABLE:</b> 10+ points 3 times ... 4+ assists 6 times ... shooting 53.8% in postseason ... sealed regular-season win over Tennessee with FTs in final :07 ... team captain.</p>	<p><b>Career Highs</b> Pts: 16, 2x, at SDSU, 11/23/13 Reb: 10 vs. Elon, 11/9/12 Ast: 6, 2x, vs. Georgia, 3/7/14 Stl: 2, 8x, vs. LSU 3/7/15</p>
<b>33</b>		<p><b>Elem Ibiam</b> 6-4 • Sr. • Center • Fayetteville, Ga. <i>ELL-um IB-ee-um</i></p> <p>PPG <b>6.5</b> RPG <b>4.0</b> BPG <b>1.0</b> FG% <b>.558</b> FT% <b>.724</b></p>	<p><b>LAST GAME:</b> 2 pts, 2 rebs, 1 stl vs. Sav. State <b>NOTABLE:</b> 2nd in career blocks (163), 14 shy of record ... 13th in SEC in blocks ... 10+ pts in 8 games ... last 5 games, 7.2 ppg and 5.0 rpg ... 1.8 blocks per game in postseason. ... team captain.</p>	<p><b>Career Highs</b> Pts: 21 vs. Sav. St., 12/14/14 Reb: 12, 2x, vs. CMU, 12/20/14 Blk: 7 at Miss. State, 2/6/14 Min: 34 at Texas A&amp;M, 1/16/14</p>
<b>40</b>		<p><b>Jatarie White</b> 6-4 • Fr. • Forward • Charlotte, N.C. <i>juh-TAR-ee</i></p> <p>PPG <b>2.6</b> RPG <b>2.3</b> BPG <b>0.3</b> FG% <b>.408</b> FT% <b>.643</b></p>	<p><b>LAST GAME:</b> 6 pts, 3 rebs, 1 blk vs. Sav. State <b>NOTABLE:</b> Missed 12 games due to illness (3) and foot injury (9) ... returned w/ great outing at Georgia ... brings great energy, different look to post play ... WBCA, McDonald's All-America.</p>	<p><b>Career Highs</b> Pts: 11 vs. Clemson, 11/20/14 Reb: 7 at Georgia, 2/5/15 Blk: 2 at Georgia, 2/5/15 Stl: 1, 3x, vs. Vanderbilt, 2/15/15</p>
<b>41</b>		<p><b>Alaina Coates</b> 6-4 • So. • Center • Irmo, S.C. <i>uh-LAY-nuh COATS</i></p> <p>PPG <b>10.7</b> RPG <b>8.0</b> BPG <b>1.5</b> FG% <b>.550</b> FT% <b>.706</b></p>	<p><b>LAST GM:</b> 12 pts, 4 rebs, 3 assts vs. Sav. St. <b>NOTABLE:</b> 22nd in SEC in pts, 4th in rebs, 4th in blocks ... 11 doubles-doubles ... 10+ pts 19 times ... 10+ rebs 13 times ... shot 65.2% to make SEC All-Tournament Team ... 2nd-Team All-SEC.</p>	<p><b>Career Highs</b> Pts: 24, 2x, vs. Ole Miss, 1/30/14 Reb: 17 vs. Kentucky, 1/9/14 Blk: 5, 3x, vs. Alabama, 1/29/15 Min: 30 vs. Sthrn. Cal, 11/15/14</p>

**Starter**

**Reserve**

## Quick Facts

### The University

**Location:** Columbia, S.C.  
**Founded:** 1801  
**Enrollment:** 31,964  
**Colors:** Garnet (PMS 202C) and Black  
**Nickname:** Gamecocks  
**Conference:** Southeastern  
**President:** Dr. Harris Pastides  
**Athletics Director:** Ray Tanner  
**Facility:** Colonial Life Arena (18,000)

### Coaching Staff

**Head Coach:** Dawn Staley  
**Alma Mater:** Virginia, 1992  
**Overall Record:** 324-153 (14th season)  
**School Record:** 152-73 (6th season)  
**Assoc. Head Coach (Alma Mater):**  
 Lisa Boyer (Ithaca, 1979)  
**Assistant Coaches (Alma Mater):**  
 Nikki McCray-Penson (Tennessee, 1995)  
 Darius Taylor (Michigan, 2000)

### Team Information

**2013-14 Record:** 29-5  
 Home: 16-0 Away: 10-2 Neutral: 3-3  
**SEC Record (Finish):** 14-2 (1st)  
 Home: 8-0 Away: 6-2  
**Letterwinners Returning/Lost:** 10/2  
**Starters Returning/Lost:** 5/0

### Program History

**First Year of Women's Basketball:** 1974-75  
**All-Time Record:** 732-502 (41st season)  
**All-Time SEC Record:** 131-200 (23rd season)  
**NCAA Appearances (Last):** 12 (2015)  
**NCAA Tournament Record:** 14-11  
**2014 NCAA Result:** L, 58-65, North Carolina,  
 Palo Alto, Calif, 3/30/14, Sweet 16  
**WNIT Appearances (Last):** 4 (2011)  
**WNIT Record:** 3-4

### Media Relations

**Women's Basketball Contact:** Diana Koval  
**Office:** 803.777.7977  
**Cell:** 314.369.6050  
**Email:** dkoval@mailbox.sc.edu  
**Press Row Phone:** 803.777.6182  
**Athletics Department on the Web**  
**Website:** GamecocksOnline.com  
**Twitter:** @GamecocksOnline  
**Instagram:** @GamecocksOnline  
**Facebook:** Facebook.com/GamecocksOnline  
**YouTube:** YouTube.com/GamecocksOnline  
**Women's Basketball on Twitter**  
**Team:** @GamecockWBB  
**Head Coach:** @DawnStaley

## Current Gamecock Streaks

	Total	Home	Road	Neut.
Overall	W4	W33	L1	W7
SEC	L1	W18	L1	—
Non-Conference	W4	W17	L1	W7
Ranked Teams	W1	W5	L2	W2

## A South Carolina Win Would...

- Put the Gamecocks in the NCAA Tournament Sweet 16 for the second-straight season, third time in the Staley era and sixth time overall.
- Be the Gamecocks' 34th straight at home, which would tie UConn for the longest in the nation.
- Make the Gamecocks 7-2 in NCAA Tournament games played in Columbia – 2-0 in Colonial Life Arena.

## By the Numbers

- 0 Fast break points allowed by the Gamecocks in the last three games
- 2 Halves in the last five in which the Gamecocks have shot over 70.0 percent from the field (78.3, 2nd half vs. LSU and 72.0, 1st half vs. Savannah State)
- 2 Gamecocks shooting over 70.0 percent from the field in postseason play – Alaina Coates, 71.4% and A'ja Wilson, 70.8%
- 2 Games this season in which South Carolina has attempted fewer than 10 free throws (9 vs. Central Michigan, Dec. 20; 9 vs. Tennessee, Mar. 8)
- 2 Games this season in which the Gamecocks have been out-rebounded – both in non-conference action – there has been one tie on the glass (at Kentucky, Mar. 1)
- 3 Teams in the nation to rank among the top 25 in both scoring offense and defense, including South Carolina, which is 22nd in offense (75.7 ppg) and seventh in defense (52.4)
- 5 Gamecocks shooting at least 50.0 percent for the season
- 7 Repeat SEC Players of the Year in league history after Tiffany Mitchell joined the group this season
- 11 Double-doubles by Alaina Coates this season, including five in SEC play
- 13 Statistical categories in which the Gamecocks lead the SEC
- 15 Games in which the Gamecocks have shot at least 50.0 percent from the field, including seven SEC contests
- 15.1 Second-chance points per game scored by South Carolina, compared to 8.9 for its opponents
- 16 Games in which the Gamecocks have scored at least half their points in the paint.
- 18 Games in which South Carolina's bench has tied or out-scored its starters, including 11 SEC contests
- 18.6 Points per game more in the paint scored by the Gamecocks than their opponents (39.4-21.8)
- 24 Games in which Alaina Coates has pulled down double-figure rebounds in her career, during which the Gamecocks are 23-1, including a 13-0 mark this season
- 38 Times this season a Gamecock has played 30 or more minutes in a game, compared to 71 times last season
- 42.9 Percent of their own missed shots rebounded by the Gamecocks
- 46.0 Points per game allowed by South Carolina in the postseason
- 48.2 Percent of the Gamecocks' scoring that comes from the bench

## Syracuse Series Notes

The Gamecocks lead the series 2-1 after rallying from a 10-point second-half deficit for a 67-63 win over Syracuse on Nov. 28 in the Junkanoo Jam. After trailing for much of the game, South Carolina mounted a furious 18-4 run that closed the game. The Orange locked down the Gamecocks' veteran post players, but freshman A'ja Wilson dominated late in the second half with six of her 10 rebounds and 11 of her 15 points coming in the period. In the final 2:00, Dozier, Wilson and Mitchell combined to seal the victory.

The first games of the series came in 2000 and 2001 with each team winning on its home court.

## Gamecocks in the Rankings

(SEC thru games of 3/20; NCAA thru 3/19)

Team	SEC	NCAA	Actual
Scoring Offense	1	22	75.7
Scoring Defense	1	7	52.4
Scoring Margin	1	3	+23.3
Field Goal Percentage	1	6	.481
Field Goal %age Def.	1	6	.345
3-Point FG %age	1	51	.347
3-Point FG %age Def.	5	28	.277
3-Point FG Made/Gm.	4	190	4.8
Free Throw Percentage	7	220	.672
Rebounding Offense	1	—	41.9
Rebounding Defense	1	—	31.4
Rebounding Margin	1	9	+10.5
Assists	1	16	16.8
Steals	9	91	8.9
Turnover Margin	7	81	+2.3
Turnovers	—	75	14.4
Assist-to-Turnover Ratio	1	23	1.2
Blocked Shots	1	6	6.4
Home Attendance Avg.	1	1	12,413

Alaina Coates	SEC	NCAA	Actual
Scoring	22	—	10.7
Rebounding	4	119	8.0
FT Percentage	9	—	.706
Blocks	4	123	1.5
Off. Rebounds	9	—	2.9
Double-Doubles	T-2	—	11

Elem Ibiam	SEC	NCAA	Actual
Blocks	13	—	1.0

Tiffany Mitchell	SEC	NCAA	Actual
Scoring	8	211	14.2
FG Percentage	2	45	.503
FT Percentage	2	42	.840
3-Pt FG Made	11	—	1.6
Assists	15	—	2.7
Steals	9	172	1.9

Khadijah Sessions	SEC	NCAA	Actual
Assists	T-9	—	3.0
Steals	10	184	1.8
Assist-to-TO Ratio	1	32	2.1

Aleighsa Welch	SEC	NCAA	Actual
Scoring	30	—	9.1
Rebounding	16	—	6.2
Blocks	6	205	1.1
Off. Rebounds	10	—	2.8

A'ja Wilson	SEC	NCAA	Actual
Scoring	12	—	13.3
Rebounding	8	—	6.8
Blocks	2	72	1.8

## 2014-15 Double-Doubles

### Alaina Coates (11)

11/15	Southern Cal	18 pts/13 rebs
11/20	Clemson	12 pts/10 rebs
12/4	Charlotte	15 pts/13 rebs
12/14	Savannah State	20 pts/10 rebs
12/17	at Hampton	12 pts/13 rebs
12/20	vs. Central Michigan	16 pts/10 rebs
1/2	Auburn	11 pts/14 rebs
1/26	Texas A&M	12 pts/11 rebs
1/29	Alabama	14 pts/10 rebs
2/1	at Ole Miss	10 pts/10 rebs
2/19	at Arkansas	14 pts/11 rebs

### Elem Ibiam (1)

12/20	vs. Central Michigan	10 pts/12 rebs
-------	----------------------	----------------

### Aleighsa Welch (3)

2/9	at Connecticut	17 pts/11 rebs
2/23	Tennessee	19 pts/14 rebs
3/7	vs. LSU	11 pts/10 rebs

### A'ja Wilson (5)

11/28	vs. Syracuse	15 pts/10 rebs
12/21	vs. Liberty	17 pts/10 rebs
1/2	Auburn	12 pts/10 rebs
1/4	at LSU	21 pts/13 rebs
3/1	at Kentucky	16 pts/19 rebs

## Five-Second Count

South Carolina continued its constant growth under head coach Dawn Staley, increasing their overall and SEC win totals for the sixth-straight season. The Gamecocks repeated as SEC regular-season champions, sharing the title with Tennessee, then powered past the Lady Vols to win the program's first SEC Tournament title.

Ranked No. 1 in the nation for 12 weeks this season, South Carolina is one of just three schools to rank among the nation's top 25 in both scoring offense and defense, coming in 22nd in offense (75.7 ppg) and seventh in defense (52.4 ppg). The Gamecocks' scoring average is the best of the Staley era and the fifth-highest in program history. Their opponent scoring average is the second-lowest in school history, trailing Staley's 2011-12 team's 51.4.

The success has come from a balance inside and outside play as well as from starters and reserves as the Gamecocks have one of the most productive benches in the nation with the group contributing 48.0 percent of the team's total points.

## NCAA Tournament Tally

South Carolina is making its 12th NCAA Tournament appearance and fourth straight under head coach Dawn Staley, making this season's senior class just the second to play in the NCAA Tournament every season. The last four-year stint came in 1988-91 as part of the Metro Conference.

The Gamecocks are 14-11 overall in the NCAA Tournament with five Sweet 16 appearances,

highlighted by a run to the 2002 Elite Eight, which was the last season in which South Carolina hosted tournament games.

South Carolina earned its second No. 1 seed in as many seasons and will play all of its NCAA Tournament games in the Eastern Time Zone for the first time in the Staley era. In her 15th season as a head coach, Staley has taken a team to the NCAA Tournament nine times. She is 8-9 at the event, including a 6-3 mark at South Carolina.

## Gamecocks Against the Field

South Carolina has faced 10 teams that are playing in this season's NCAA Tournament, including two of the three teams traveling to Columbia. The Gamecocks are 13-1 against those 10 teams, which includes six SEC foes. South Carolina topped 11th-seeded LSU three times and went 2-0 against No. 2 seed Tennessee and No. 10 seed Arkansas. The Gamecocks' non-conference scheduled featured four games against teams that are now in the tournament field – Connecticut, Duke, Savannah State and Syracuse.

## Poll Prominence

South Carolina is No. 3 in the Associated Press poll this week, after a 12-week run as the No. 1 team. It was the third-longest stretch at the top by an team in the last five seasons (beginning 2010-11). Only four teams have held the top spot in the AP poll during that time – Baylor (39 weeks), Connecticut (35 weeks) and Stanford (6 weeks).

In the last 10 seasons (beginning 2005-06), eight teams have occupied the AP Poll's No. 1 position. South Carolina's 12 weeks in the spot is the fifth-most among that group – UConn (85), Baylor (39), Tennessee (16) and Duke (14).

The AP's No. 1 ranking on Nov. 24 was a South Carolina program first, besting the No. 2 spot the Gamecocks held for five times in their history – Nov. 17, 2014; Preseason 2014-15; Jan. 2, 1982; Dec. 27, 1981; and Dec. 20, 1981.

## Reading the RPI

With a 31-2 record, including a 16-2 mark outside of Columbia, South Carolina is third in the NCAA RPI released on March 14 behind Notre Dame and Tennessee, respectively. Kentucky rounds out the SEC's top-10 entries at No. 8, and Mississippi State comes in at No. 29.

## SEC Stories

Head coach Dawn Staley has steadily lifted the Gamecocks' national profile by building the Gamecocks into a consistent SEC contender with back-to-back regular-season titles, shirking decades of difficulty in the nation's best women's basketball conference.

In her seventh season at the helm, Staley boasts a 67-43 (.609) SEC regular-season record and has finished outside the league's top five just twice – an unprecedented achievement for a program that had finished INSIDE the top five only two times in the

previous 17 seasons. Staley's 67 wins include now four seasons of double-digit league victories – 10-6 in 2012, 11-5 in 2013, an SEC-best 14-2 in 2014 and this season's 15-1 mark.

Staley's SEC regular-season record includes a 38-18 (.679) mark at home and a 29-25 (.537) slate on the road.

## SEC Title Talk

In 2013-14, South Carolina became the seventh program to win the SEC regular-season title, and the Gamecocks joined even more elite company by repeating this season. Just four teams have done so, and South Carolina shares the honor with Tennessee (multiple times), Georgia (1996, 1997) and LSU (2005, 2006).

## Rare Company

As just the second sophomore ever to earn SEC Player of the Year honors from the league's coaches last season, junior Tiffany Mitchell became the seventh player to pick up the award twice in her career, joining South Carolina assistant coach Nikki McCray (1994, 1995) among others. Mitchell is the second-straight player to do it after Kentucky's Adia Mathies completed her double in 2012 and 2013, but the first to earn the award outright in consecutive seasons since LSU Seimone Augustus took home the honor in 2005 and 2006.

## New Name, Same Title

South Carolina became just the second team in league history to earn back-to-back SEC Freshman of the Year awards as A'ja Wilson followed in the footsteps of Alaina Coates. Georgia is the only other team to have captured the award in consecutive seasons – 2001 with Christi Thomas and 2002 with Kara Braxton. Wilson and Coates also share the SEC record, with several others, with five SEC Freshman of the Week honors.

## Books and Boards

Senior Aleighsa Welch became the Gamecocks' first ever SEC Scholar-Athlete of the Year this season. The sport and entertainment management major marries her strong GPA with even stronger work on the glass as she is third in school history in total rebounds and holds the career offensive rebounds record.

## Conference Climbing

The Gamecocks' 29 regular-season games included 16 in SEC play and 13 non-conference outings, and seven of South Carolina's nine primary contributors showed marked improvement in at least one statistic from non-conference to SEC action.

Two Gamecocks improved their scoring averages – Bianca Cuevas (4.5 to 6.8 ppg) and Khadijah Sessions (4.0 to 4.9 ppg). Those two, along with Tina Roy, have improved field goal percentages to thank for the increase with Cuevas going from 35.9 percent to 6.7, Sessions rising from 31.6 percent to

## Gamecocks in 2014-15 National Polls

Poll	Pre	11/17	11/24	12/1	12/8	12/15	12/22	12/29	1/5	1/12	1/19	1/26	2/2	2/9	2/16	2/23	3/2	3/9	3/17	Final
Associated Press	2	2	1	1	1	1	1	1	1	1	1	1	1	1	2	2	3	3	3	3
Coaches	2	3	2	2	1	1	1	1	1	1	1	1	1	2	2	2	4	4	4	4

46.0 and Roy improving from 35.3 percent to 44.3. The latter two made significant leaps from outside the 3-point line – Sessions (23.1 to 33.3%) and Roy (36.1 to 43.1%).

Aleighsa Welch and A'ja Wilson lifted their rebounding averages with Welch going from 5.6 to 6.9 rpg and Wilson rising from 6.5 to 7.4 rpg. Alaina Coates blocked more shots per game – 1.3 to 2.0 bpg. Tiffany Mitchell rounded out the group, lifting her steals per game from 1.9 to 2.0 in SEC action.

### Crunch Time

South Carolina has won all six of its games this season when the margin is under 10 points in the last five minutes, and the Gamecocks have done so with their primary strengths – Tiffany Mitchell, rebounding and defense.

In those six games – Southern Cal, vs. #22/22 Syracuse, at #9/8 Duke, #10/11 Kentucky, at Missouri and vs. #6/6 Tennessee – Staley trusts in Mitchell's competitive spirit, giving her the ball in late-game situations. The junior has answered the bell, averaging 3.4 points per final five minutes of those games – nearly double the next Gamecock on the list. Behind her fearless attacking of the rim, a majority of her points have come at the free throw line, where she has hit 14-of-17 (.824) attempts during those close-game situations.

In a show of determination, the Gamecocks have also dominated the glass at crunch time, out-rebounding their opponents 6.6 to 4.8 per final five minutes, with Alaina Coates, A'ja Wilson and Aleighsa Welch grabbing the bulk of the boards.

South Carolina's defense has held those opponents to just 27.0 percent shooting and 9.1 percent from outside the arc in that time span.

### Win Any Way

As the Gamecocks' baseball coach a few years ago, South Carolina athletics director Ray Tanner frequently used the phrase "Win Anyway." Women's basketball has put its own twist on the quote. The Gamecocks have lost just twice this season, but the end has not always come by the same means.

Dawn Staley's team has won with both a high-flying offense – posting records of 4-0 when scoring 90+ points, 8-0 when scoring 80-89 points – and a more methodical one, 8-0 when scoring 70-79

points, 10-2 scoring fewer than 70.

The Gamecocks have won both inside – 15-1 when shooting less than 33.3 percent from 3-point range, 14-1 when at least half of points come in the paint – and outside – 16-1 when shooting 33.3 percent or better from 3-point range, 17-1 when less than half of points come in the paint.

South Carolina has seen its top scorer come from both the starting lineup (14-1) and the bench (15-1) – with two games in which a starter and reserve tied for the team high (win vs. Auburn – Welch, Wilson; win vs. Vanderbilt – Mitchell, Wilson).

### Controlled Caroms

The Gamecocks have also built their success on the glass – an aspect of the game that head coach Dawn Staley preaches as a measure of effort as much as talent. South Carolina ranks ninth in the nation in rebounding margin, out-boarding its opponents by 10.5 per game. The Gamecocks have out-paced their opponent by double-digit rebounds 16 times this season, including eight SEC outings. The rebounding margin has been at least 20 four times – Clemson (+22), Savannah State (+35), at Hampton (+27) and Vanderbilt (+20).

Only two teams – #22/22 Syracuse (Nov. 28) and #9/8 Duke (Dec. 7) – have out-rebounded South Carolina this season. Kentucky (Mar. 1) tied the Gamecocks on the boards.

### Bench Marks

While every competitor wants to be a starter, the Gamecocks have shown that the bench can be just as productive a position. The South Carolina bench has tied or out-scored its starting teammates 18 times this season, including 11 SEC contests, and has out-scored the entire opposing team five times – Clemson (Nov. 20), San Diego State (Nov. 23), NC Central (Dec. 1) and Florida (Jan. 19). In all, the bench has accounted for 48.2 percent of the Gamecocks' points this season, including 50.6 percent of the offense in SEC games.

Of the 115 double-figure games turned in this season, 58 of them have come from the bench – A'ja Wilson (26), Alaina Coates (18), Bianca Cuevas (7), Tina Roy (4), Jatarie White (2) and Asia Dozier (1).

### Diehard Defenders

While the offense has fluctuated in source and volume, the one standard for the Gamecocks – both this season and throughout head coach Dawn Staley's career – has been their defense. South Carolina is seventh in the nation in scoring defense, allowing 52.4 points per game. That number drops to 52.4 points per game in postseason action. On the season, just three opponents scored more than 63 points (87 by UConn, Feb. 9; 66 by Tennessee, Feb. 23; 67 by Kentucky, Mar. 1) and 15 failed to meet the 50-point threshold.

In SEC play, South Carolina yielded a league-best 55.5 points per game and limited some of the conference's highest scoring teams well beneath their averages. Kentucky (2nd in the SEC in scoring) scored 72.3 points per game in their 14 games against other SEC teams but averaged just 63.5 in two against the Gamecocks. The league's fourth-best scoring team, Mississippi State posted 65.7 points per game in their other 14 games compared to 50 against South

## 2014-15 Awards

### Alaina Coates

All-SEC Second Team (Coaches, AP)  
SEC All-Defensive Team  
SEC All-Tournament Team  
Naismith Trophy Top 50 Watch List  
No. 25 Player in the Nation (espnW)

### Elem Ibiam

SEC Community Service Team

### Tiffany Mitchell

SEC Player of the Year (Coaches, AP)  
All-SEC First Team (Coaches, AP)  
Capital One Academic All-District 4  
Dawn Staley Award Finalist  
All-America (ESPN)  
Wooden Award Final Ballot  
Naismith Trophy Finalist  
Wade Watch List  
Preseason All-America (AP, Sports Illustrated, ESPN)  
No. 4 Player in the Nation (espnW)  
Preseason All-SEC (Coaches, Media)

### Aleighsa Welch

SEC Scholar-Athlete of the Year  
All-SEC (Coaches - 1st Team; AP - 2nd Team)  
SEC Tournament MVP  
Naismith Trophy Midseason 30  
Wade Watch List  
Wooden Award Preseason Top 30  
No. 7 Player in the Nation (espnW)  
Preseason All-America Second Team (ESPN)

### A'ja Wilson

SEC Freshman of the Year  
All-SEC First Team (Coaches, AP)  
Wooden Award Final Ballot  
Naismith Trophy Midseason 30  
USBWA National Freshman of the Week  
(Dec. 1-7)  
5-time SEC Freshman of the Week (Nov. 24-30; Dec. 1-7; Dec. 29-Jan. 4; Jan. 26-Feb. 1; Feb. 9-15)

### Dawn Staley

SEC Coach of the Year (two-time)  
Naismith Coach of the Year Finalist (10)

Carolina In all, five teams failed to get within eight points of their average against other league schools while playing the Gamecocks – Missouri (59.7 - 49), Florida (57.1 - 42) and Georgia (55.9 - 35).

### SWAT Team

After shattering the season record for blocked shots last season with 240, South Carolina's 212 this season are just behind that mark. The Gamecocks added another record this season with 15 blocks against Arkansas in the SEC Tournament quarterfinals, and the Gamecocks closed the tournament averaging 8.7 blocks against their three opponents.

The Gamecocks lead the SEC and rank sixth in the nation with 6.4 blocked shots per game. South Carolina has swatted double-digit shots six times,

## Welch Watch

The program's career record holder in offensive rebounds, senior forward Aleighsa Welch looks to mount an attack on other parts of the Gamecock charts before closing out her career.

Here are a few of the career benchmarks she has a chance to catch:

Category	Current	Chasing	To Go
Points	1,416 (13th)	1,454 (12th)	38
FT Made	324 (T-7th)	333 (6th)	9
FT Att.	532 (5th)	604 (4th)	72
Rebs.	921 (3rd)	1026 (2nd)	105
Off. Rebs	435 (1st)	—	—
Def. Rebs.	486 (T-5th)	489 (4th)	3
Dbl-Dbls.	22 (9th)	25 (8th)	3
Blocks	129 (7th)	133 (6th)	4
Games	133 (2nd)	134 (1st)	1

including three SEC games – 10 vs. Southern Cal, 10 vs. Kentucky, 10 at Georgia, 11 at Arkansas 12 at Kentucky and 15 against Arkansas.

Four Gamecocks rank among the SEC's top 15 blockers, led by freshman A'ja Wilson in second at 1.8 per game, followed closely by sophomore Alaina Coates in fourth at 1.5 per game. Seniors Aleighsa Welch and Elem Ibiem are next in line with Welch swatting 1.1 per game for sixth and Ibiem rejecting 1.0 per game for 13th place.

### Zone Buster

While the Gamecocks are highly regarded for their post play, South Carolina's guards have been effective at capitalizing on what opposing teams are willing to cede in their preferred zone defense – the 3-point shot. The Gamecocks lead the SEC and rank 51st in the nation in 3-point field goal percentage, hitting 34.7 percent from outside the arc. The percentage is just slightly higher than last season's (.347), but after closing 2013-14 averaging 3.9 made 3s per game, South Carolina is fourth in the SEC with a 4.8 average this season.

Junior Tiffany Mitchell has been the primary long-range shooter, attempting 3.7 3s per game while shooting 43.1 percent from outside the arc. But junior Tina Roy lifted her long-range production in SEC action, hitting a team-best 43.1 percent in league games. Junior Khadijah Sessions is 4-of-7 (.571) from beyond the arc in postseason play.

### Diversified Assets

South Carolina is often lauded for the depth of its talent, and the Gamecocks' improved offensive numbers certainly bear out those accolades – 22nd in the nation at 75.7 points per game and sixth in the nation in field goal percentage (.481).

The embarrassment of riches has not upset South Carolina's chemistry but instead has strengthened it as each Gamecock plays for the good of the team instead of herself – a message head coach Dawn Staley often equates with USA Basketball's utopian camaraderie and ultimate success.

Two stats that best exemplify the all-for-one mentality of the team are in the assist numbers – 16th in the nation at 16.8 per game – and that only one Gamecock is averaging 10.0 or more shots per game. In fact, on one of the nation's most efficient offensive teams, which features all five of its top scorers shooting over 50.0 percent, just one Gamecock have made the minimum field goals required for individual ranking in field goal percentage – Tiffany Mitchell, 45th at 50.3.

Here's how those numbers break down.

Name	FGM/gm	FGA/gm	FG%	PPG
Mitchell	5.0	10.0	.503	14.2
Wilson	4.9	9.2	.531	13.3
Coates	3.6	6.6	.550	10.3
Welch	4.2	7.3	.570	9.2
Ibiem	2.6	4.7	.558	6.5

### Far Reaching

South Carolina head coach Dawn Staley enjoys an embarrassment of riches with four players listed at 6'4" or taller. Even more impressive might be the reach of the Gamecocks' top contributors, most with wingspans that exceed their height.

Name	Height	Reach	Diff.
Alaina Coates	6'4"	6'8"	+4"
Elem Ibiem	6'4"	6'8"	+4"
Tiffany Mitchell	5'9"	6'0"	+3"
Aleighsa Welch	6'0"	6'3"	+3"
Asia Dozier	6'0"	6'2"	+2"
A'ja Wilson	6'5"	6'6"	+1"

### Staley Status Update

While leading the Gamecocks to the best season in program history, South Carolina head coach Dawn Staley has continued to carve out her place as one of the top coaches in the game.

With the Gamecocks' rise to No. 1 in the Associated Press poll this season, Staley joined Baylor's Kim Mulkey as the only women to have played on and coached a No. 1-ranked team. Staley's Virginia team was ranked No. 1 for a total of 24 weeks spanning her junior and senior seasons. She has led the Gamecocks to 12 weeks in the top spot in the Associated Press poll so far.

Staley also earned an extension from USA Basketball last week as she was named to an assistant coach to the U.S. Women's National Team through the 2016 Olympic Games. Her USA Basketball coaching resume already includes gold medals at the 2014 FIBA U18 Americas Championship (head coach), 2014 FIBA World Championship (assistant coach), 2008 Beijing Olympics (asst. coach) and 2007 FIBA Americas Championship (asst. coach).

### More on Muffin

Two-time All-SEC First-Team selection Aleighsa Welch became the program's first SEC Scholar-Athlete of the Year as the league coaches recognized the career contributions of the heart and soul of the Gamecock program, who now holds the school record for career offensive rebounds (435) and is third in total rebounds (921).

Welch has been locked in on finishing her career with a bang, and her consistent effort has her ranked among the program's career top 10 in eight different categories, including three rebounding top-five entries, while also among the top-15 scorers. Among the Gamecocks' 30 1,000-point scorers, she is just the fourth in program history to also amass at least 900 rebounds as well. Her current career .581 field goal percentage is second in school history behind only Jocelyn Penn's school-record .593.

The expansion of the Gamecocks' frontline has brought her overall rebounding numbers down slightly (6.2 rpg this season vs. 7.2 average previous three seasons), but she has been especially tenacious on the glass against ranked opponents, averaging a team-high 8.6 boards over 10 games against ranked foes (including a flu-ridden two-rebound effort at #13/15 Kentucky to end the season) compared to 5.2 in the Gamecocks' other 23 outings. Welch also continues to provide consistency on the offensive end, shooting a team-best 57.0 percent from the field and handing out 1.9 assists per game.

### Team Specialty Stats

South Carolina/Opponent

	Pts. in Paint	Pts. Off TOs	2nd Chance Pts	Fast Break Pts
11/15 USC	32-36	16-22	14-10	4-8
11/20 Clem.	46-16	23-9	31-7	8-2
11/23 SDSU	40-8	3-2	15-9	24-2
11/27 vs. Wisc.	32-10	16-11	10-0	4-4
11/28 vs. Syr.	20-16	11-6	13-17	0-0
12/1 NCCU	58-12	31-7	3-3	34-0
12/4 Char.	46-20	19-15	26-4	10-13
12/7 at Duke	32-24	16-19	11-11	6-4
12/14 Sav. St.	70-26	34-12	24-3	18-6
12/17 at HU	26-14	10-19	17-6	11-4
12/20 vs. CMU	62-28	21-8	21-2	16-0
12/21 vs. LU	40-24	24-8	15-4	12-2
1/2 Aub.	52-24	28-12	16-13	22-8
1/4 at LSU	36-26	14-14	5-13	8-0
1/8 at Ala.	32-24	19-6	17-12	13-0
1/11 Ky.	36-28	9-19	18-4	10-18
1/15 at MU	22-14	10-0	14-4	6-0
1/19 at UF	46-26	20-13	11-12	14-4
1/26 TAMU	44-24	15-15	13-9	14-4
1/29 Ala.	42-22	22-10	20-9	18-4
2/1 at Miss.	36-26	18-11	18-19	8-4
2/5 at Ga.	26-14	10-18	13-8	10-0
2/9 at UC	34-40	7-17	20-10	2-10
2/12 LSU	42-26	29-19	8-16	18-8
2/15 Vandy	50-32	29-18	18-8	21-12
2/19 at Ark.	30-26	13-14	9-13	8-6
2/23 Tenn.	44-30	10-8	21-8	2-5
2/26 MSU	36-16	26-11	12-4	4-2
3/1 at Ky.	24-24	7-19	14-15	0-8
3/6 vs. Ark.	40-6	9-12	14-11	4-2
3/7 vs. LSU	34-16	18-18	11-12	8-0
3/8 vs. Tenn.	34-20	10-9	19-9	6-0
3/20 Sav. St.	56-20	21-13	8-8	16-0
Averages	39.4-21.8	17.2-12.5	15.1-8.9	10.9-4.2

### Starters vs. Bench Points

	SC Starters	Opp. Starters	SC Bench	Opp. Bench
11/15 USC	55	36	15	25
11/20 Clem.	54	27	45	14
11/23 SDSU	36	17	53	21
11/27 vs. Wisc.	28	37	39	7
11/28 vs. Syr.	37	55	30	8
12/1 NCCU	48	18	42	8
12/4 Char.	41	53	41	8
12/7 at Duke	34	33	17	17
12/14 Sav. St.	51	44	60	5
12/17 at HU	33	48	36	1
12/20 vs. CMU	46	29	34	16
12/21 vs. LU	43	32	41	12
1/2 Aub.	38	20	39	38
1/4 at LSU	28	35	47	16
1/8 at Ala.	47	25	55	34
1/11 Ky.	53	40	15	20
1/15 at MU	37	40	23	9
1/19 at Florida	30	19	47	23
1/26 TAMU	38	53	41	8
1/29 Ala.	37	41	48	13
2/1 at Miss.	34	40	43	19
2/5 at Ga.	25	19	33	16
2/9 at UConn	44	82	18	5
2/12 LSU	37	58	49	4
2/15 Vandy	38	35	51	24
2/19 at Ark.	39	53	34	3
2/23 Tenn.	56	64	15	2
2/26 MSU	40	30	29	20
3/1 at Ky.	28	47	39	20
3/6 vs. Ark.	31	33	27	3
3/7 vs. LSU	28	49	46	4
3/8 vs. Tenn.	53	37	9	17
3/20 Sav. St.	38	38	43	10
Averages	39.2	39.0	36.5	14.5

## Trademark TM

Two-time SEC Player of the Year Tiffany Mitchell remains part of the national player of the year conversation because of her ability to affect the game in myriad ways. She ranks among the SEC's best in scoring (8th, 14.2 ppg), field goal percentage (2nd, .503) and free throw percentage (2nd, .840). Aside from scoring, Mitchell is also among the league's top 15 in assists (15th, 2.7) and steals (9th, 1.9). In fact, only two players rank among the SEC's top 15 in scoring, assists and steals – Mitchell and Georgia's Shacobia Barbee.

The junior guard showed similar diversity last season and added outside shooting to this season's resume, hitting 43.1 percent from outside the arc, where she makes 1.6 3s per game. Her heightened accuracy was on full display against San Diego State (Nov. 23) when her 6-of-6 effort from 3 was the best perfect game in program history. She went on to match her career high with six 3s at Hampton as well, those coming on eight attempts.

## Double Trouble

One of sophomore Alaina Coates' goals this season focuses around posting double-doubles, taking to heart her head coach's quip that the 6-foot-4 center is a "walking double-double." Ranking 46th in the nation with 11 this season – 2nd in the SEC – the Irmo, S.C., native has 21 career double-doubles through 66 games, tying her for ninth in school history in the category.

Five of this season's 11 came in SEC action, which is one shy of the program record of six set by Marsha Williams in 1991-92. Her 10 career SEC double-doubles is just one shy of Williams' career record of 11.

## Hometown Hero

SEC Freshman of the Year A'ja Wilson wrapped up her first regular season with a bang as her 19 rebounds at #13/15 Kentucky (Mar. 1) broke the South Carolina freshman record, previously held by Alaina Coates at 17 against Kentucky on Jan. 9 2014.

With five double-doubles on the season, Wilson is second on the team in scoring, ranking 12th in the SEC in at 13.3 ppg, and rebounding, coming in eighth in the league at 6.8 rpg. She is the only freshman to rank among the SEC's top 20 scorers and rebounders. She has led the team in scoring a team-high 14 times, including seven SEC games. Wilson also ranks second in the league in blocked shots average at 1.8.

Wilson was the only freshman on either the Wooden Late-Season Top 20 or the Naismith Midseason Top 30. She earned SEC Freshman of the Week five times, tying the league record, and was the USBWA's first Freshman of the Week (games Dec. 1-7).

## It's Elem-entary

Senior center Elem Ibiam is making a charge at the school record for career blocks this season after setting the single-season mark with 83 in 2013-14. The Fayetteville, Ga., native is currently second with 163 in her career, trailing the Gamecocks' career record of 177 of set by Lakesha Tolliver (2004-07).

## Shooting Sessions

Junior point guard Khadijah Sessions has taken opponents' pack-the-paint defensive strategy personally as she is often the Gamecock most loosely guarded. Following South Carolina's road swing to Missouri and Florida, Sessions was shooting 33.8 percent from the field, including 22.9 percent from 3-point range. With a week between games, the Myrtle Beach, S.C., native logged extra time in the gym and has shot 47.7 percent (31-of-65) from the field with 44.0 percent (11-of-25) accuracy from outside the arc in the 15 games since.

## Class of 2015 Signee

Head coach Dawn Staley added one future Gamecock during the early signing period. Canada's Shay Colley signed her NLI with South Carolina on Nov. 18 and will have four years of eligibility upon enrollment.

Colley is a three-year standout for Team Canada in junior international play, representing her country in the 2014 FIBA U18 Americas Championship (silver), the 2013 FIBA U19 World Championship (7th) and the 2012 FIBA U17 World Championship (bronze).

## Games Led Team In...

(Tied for team lead in each category included)

Scoring	2014-15	Career	Record
Tiffany Mitchell	14	34	32-2
A'ja Wilson	14	14	13-1
Aleighsa Welch	3	28	18-10
Alaina Coates	3	10	9-1
Bianca Cuevas	2	2	2-0
Asia Dozier	1	2	2-0
Elem Ibiam	0	6	4-2
Khadijah Sessions	0	3	2-1
Tina Roy	0	2	2-0

Rebounding	2014-15	Career	Record
Alaina Coates	15	33	31-2
A'ja Wilson	9	9	8-1
Aleighsa Welch	9	48	40-8
Elem Ibiam	2	13	13-0
Tiffany Mitchell	0	9	8-1

Assists	2014-15	Career	Record
Khadijah Sessions	11	22	20-2
Tiffany Mitchell	9	26	24-2
Tina Roy	8	11	11-0
Bianca Cuevas	7	7	7-0
Asia Dozier	3	13	13-0
Aleighsa Welch	3	13	9-4
Olivia Gaines	1	2	1-1
Alaina Coates	1	1	1-0

## Scoring Differentials

Largest lead in a win .....	by 64 (111-47), 2nd-0:52, Savannah state, 12/12 by 64 (90-26), 2nd-0:36, NC Central, 12/1
Largest deficit overcome to win .....	by 12 (15-27), 1st-8:41, vs. Syracuse, 11/27
Largest lead given up in a loss .....	by 6 (15-9), 1st-8:35, at Kentucky 3/1
Largest deficit in a loss .....	by 25 (62-87), 2nd-0:37, at UConn, 2/9

## Home Grown, Nationally Known

Since her arrival for the 2008-09 season, South Carolina head coach Dawn Staley has been working to protect her new home state's best prospects while fielding a team that competes at a national level. Her efforts have paid huge dividends as eight of the 15 members of this year's team hail from South Carolina. Beginning with Aleighsa Welch, the first South Carolina player to sign a National Letter of Intent for Staley, the Palmetto State has frequently sent its players of the year to Columbia as Welch (2011), Asia Dozier (2012), Alaina Coates (2013), A'ja Wilson (2014) and Kaydra Duckett (2014) have each earned the title during their high school careers.

## Miscellaneous Stats

Double-Doubles	2014-15	Career	Record
Alaina Coates	11	21	20-1
A'ja Wilson	5	5	4-1
Aleighsa Welch	3	22	19-3
Elem Ibiam	1	2	1-1
Tiffany Mitchell	0	4	4-0

20+ Points	2014-15	Career	Record
Tiffany Mitchell	4	12	12-0
A'ja Wilson	4	4	4-0
Alaina Coates	2	8	7-1
Bianca Cuevas	1	1	1-0
Elem Ibiam	1	1	1-0
Aleighsa Welch	0	5	3-2

10+ Points	2014-15	Career	Record
Tiffany Mitchell	26	71	63-8
A'ja Wilson	26	26	24-2
Alaina Coates	20	43	41-2
Aleighsa Welch	16	77	65-12
Elem Ibiam	8	33	29-4
Bianca Cuevas	7	7	7-0
Asia Dozier	3	12	11-1
Khadijah Sessions	5	20	19-1
Tina Roy	4	11	9-2
Jatarie White	2	2	2-0
Tiffany Davis	0	1	1-0

10+ Rebounds	2014-15	Career	Record
Alaina Coates	13	24	23-1
Aleighsa Welch	6	28	25-3
A'ja Wilson	5	5	4-1
Elem Ibiam	1	4	5-2
Tiffany Mitchell	0	7	6-1
Asia Dozier	0	1	1-0

5+ Assists	2014-15	Career	Record
Bianca Cuevas	5	5	5-0
Khadijah Sessions	4	9	9-0
Tina Roy	3	5	5-0
Tiffany Mitchell	1	8	8-0
Aleighsa Welch	1	2	2-0
Asia Dozier	0	8	8-0
Olivia Gaines	0	1	1-0

5+ Steals	2014-15	Career	Record
Tiffany Mitchell	3	8	8-0
Tiffany Davis	0	1	1-0

5+ Blocks	2014-15	Career	Record
Alaina Coates	1	3	3-0
A'ja Wilson	1	1	0-1
Elem Ibiam	0	7	7-0
Aleighsa Welch	0	2	2-0

## South Carolina's Record When...

	Postseason	SEC	All
Record.....	4-0	15-1	31-2
Playing a ranked opponent.....	1-0	5-1	8-2
Playing at home .....	1-0	8-0	15-0
Playing on the road .....	7-1	9-2	9-2
Playing at neutral site .....	3-0	0-0	7-0
Leading at half .....	3-0	14-0	27-0
Trailing at half .....	1-0	1-1	4-2
Tied at half .....	0-0	0-0	0-0
Playing an overtime game .....	0-0	0-0	0-0
0 players score in double figures .....	0-0	0-0	0-0
1 player scores in double figures .....	0-0	0-0	0-0
2 players score in double figures .....	1-0	4-1	7-1
3 players score in double figures .....	1-0	6-0	8-1
4 players score in double figures .....	2-0	2-0	8-0
5 players score in double figures .....	2-0	6-0	6-0
More than 5 players in double figures.....	1-0	2-0	2-0
Starters out-score opponent's starters .....	1-0	7-0	16-0
Opponent's starters score equal/more .....	3-0	8-1	15-2
Bench out-scores opponent's bench .....	4-0	14-1	28-2
Opponent's bench scores equal/more.....	1-0	3-0	3-0
SC Starters out-score SC Bench.....	2-0	5-0	14-1
SC Bench out-scores/ties SC Starters .....	2-0	10-1	17-1
Shooting 50% or better .....	2-0	7-0	15-0
Shooting between 40-49% .....	2-0	5-0	11-0
Shooting between 30-39% .....	3-1	5-2	5-2
Shooting less than 30% .....	0-0	0-0	0-0
Opponent shoots 50% or better .....	0-0	0-1	0-1
Opponent shoots between 40-49% .....	4-0	5-0	5-0
Opponent shoots between 30-39% .....	3-0	8-1	19-1
Opponent shoots less than 30% .....	1-0	3-0	7-0
Shooting better than opponent.....	4-0	13-1	28-1
Shooting worse than/equal to opponent .....	2-0	3-1	3-1
Having more FTs made than opponent .....	2-0	12-0	22-0
Having equal/less FTs made than opponent .....	2-0	3-1	9-2
Out-rebounding opponent.....	4-0	15-0	29-1
Having equal/less rebounds than opponent .....	0-1	2-1	2-1
Having more TOs than opponent .....	2-0	7-1	11-2
Having equal or less TOs than opponent.....	2-0	8-0	20-0
Attempting more FT than 3FG.....	2-0	14-0	25-1
Attempting equal/less FT than 3FG .....	2-0	1-1	6-1
Making 5 or more 3FGs.....	2-0	6-1	16-2
Making less than 5 3FGs.....	2-0	9-0	15-0
Making no 3 FGs.....	0-0	0-0	0-0
Attempting 15 or more 3FGs.....	1-0	6-1	13-1
Attempting less than 15 3FGs.....	3-0	9-0	18-1

	Postseason	SEC	All
No South Carolina players foul out .....	3-0	13-0	26-1
One or more SC players foul out.....	1-0	2-1	5-1
Having 20 or more assists.....	2-0	3-0	13-0
Having less than 20 assists.....	2-0	12-1	18-2
Scoring more pts. in paint than opponent .....	4-0	15-0	30-0
Scoring equal/less pts. in paint than opp. ....	0-1	1-2	1-2
Scoring more pts. off TOs than opponent .....	2-0	10-0	21-0
Scoring equal/less pts. off TOs than opp. ....	2-0	5-1	10-2
Scoring more 2nd-chance pts. ....	2-0	10-0	21-1
Scoring equal/less 2nd-chance pts.....	2-0	5-1	10-1
Scoring more fast break pts.....	4-0	13-0	25-0
Scoring equal/less fast break pts.....	2-1	6-2	6-2
Wearing white uniforms .....	4-0	6-0	20-0
Wearing black uniforms .....	7-1	9-2	9-2
Wearing pink uniforms .....	2-0	2-0	2-0
Playing in tournaments/classics .....	4-0	8-0	8-0
Playing on live television .....	4-0	13-1	20-2
Playing in November.....	5-0	5-0	5-0
Playing in December .....	7-0	7-0	7-0
Playing in January .....	8-0	8-0	8-0
Playing in February .....	7-0	7-1	7-1
Playing in March.....	4-0	0-1	4-1
Playing during the day.....	3-0	4-0	12-0
Playing at night .....	1-0	11-1	19-2
Playing on Sunday.....	1-0	4-1	9-1
Playing on Monday.....	3-0	4-1	4-1
Playing on Tuesday.....	0-0	0-0	0-0
Playing on Wednesday.....	0-0	1-0	1-0
Playing on Thursday.....	7-0	10-0	10-0
Playing on Friday .....	2-0	1-0	4-0
Playing on Saturday.....	1-0	0-0	3-0
Margin is less than 5 pts. ....	0-0	2-0	2-0
Margin is between 5-9.....	2-0	3-0	3-0
Margin is between 10-19.....	1-0	6-1	7-1
Margin is 20 pts. or more.....	3-0	7-0	19-1
Having a 20-pt. scorer.....	5-0	9-0	9-0
Having a 30-pt. scorer.....	0-0	0-0	0-0
Scoring 49 points or less.....	0-0	0-0	0-0
Scoring 50-59 points .....	1-0	1-1	3-1
Scoring 60-69 points.....	1-0	4-0	8-1
Scoring 70-79 points.....	1-0	6-0	8-0
Scoring 80-89 points.....	1-0	5-0	8-0
Scoring 90-99 points.....	0-0	2-0	2-0
Scoring 100 points or more.....	1-0	2-0	2-0



## 2014-15 Team High/Low

South Carolina Highs	South Carolina Lows	Category	Opponent Lows	Opponent Highs
111 vs. Savannah State, 12/14	51 at Duke, 12/7	<b>Points in Game</b>	26, NC Central, 12/1	87, at UConn, 2/9/15
60 (1st) vs. Savannah State, 12/14	17 (1st) at Duke, 12/7	<b>Points in Half</b>	10 (2nd), NC Central, 12/1	47 (1st) at UConn, 2/9/15
38 vs. Savannah State, 12/14	20 at Kentucky, 3/1	<b>Field Goals Made</b>	10, NC Central, 12/1	31 at UConn, 2/9/15
38 vs. Clemson, 11/20	20 at Duke, 12/7			
72 vs. Central Michigan, 12/20	48 at Arkansas, 2/19	<b>Field Goal Attempts</b>	45, NC Central, 12/1	70, vs. LSU, 2/12
72 vs. Clemson, 11/20				70, at Florida, 1/19
.642 (34-53) vs. Savannah St., 3/20	.323 (20-62) at Kentucky, 3/1	<b>FG Percentage</b>	.193 (11-57) vs Arkansas, 3/6	.554 (31-56), at UConn, 2/9/15
11 at Alabama, 1/8	1 vs. Mississippi State, 2/26	<b>3-Point FG Made</b>	1, vs. LSU, 2/12	8, at UConn, 2/9/15
	1 vs. Tennessee, 2/23		1, at Florida, 1/15	
	1 vs. Texas A&M, 1/26		1, at LSU, 1/4	
	1 vs. Savannah State, 12/14		1, Savannah State, 12/14	
28 vs. C. of Charleston, 11/14	4 vs. Texas A&M, 1/26	<b>3-Point FG Attempts</b>	4, Vanderbilt, 2/15	23, vs. Mississippi State, 2/26
.583 (7-12) vs. LSU, 2/12	.125 (1-8) vs. Savannah St., 12/14	<b>3-Point FG Percentage</b>	.067 (1-15), at Florida, 1/19	.727 (8-11), at UConn, 2/9/15
34 vs. Savannah State, 12/14	3 vs. Central Michigan, 12/20	<b>Free Throws Made</b>	3, Texas A&M, 1/26	27, at Kentucky, 3/1
			3, at Florida, 1/19	
			3, Clemson, 11/20	
47 vs. Savannah State, 12/14	9 vs. Tennessee, 3/8	<b>Free Throw Attempts</b>	4, at Florida, 1/19	35, at Kentucky, 3/1
	9 vs. Central Michigan, 12/20			
.850 (17-20) at Alabama, 1/8	.333 (3-9) vs. Central Mich., 12/20	<b>FT Percentage</b>	.364 (8-22) at Ole Miss, 2/1	1.000 (6-6), Liberty, 12/21
56 vs. Savannah State, 12/14	30 at Alabama, 1/8	<b>Rebounds</b>	20, Charlotte, 12/4	50, Syracuse, 11/28
26 vs. NC Central, 12/1	6 at Missouri, 1/15	<b>Assists</b>	2, NC Central, 12/1	18, at UConn, 2/9/15
21 vs. NC Central, 12/1	2 at Hampton, 12/17	<b>Steals</b>	1, Wisconsin, 11/27	13, at LSU, 1/4
15 vs. Arkansas, 3/6	1 at UConn, 2/9/15	<b>Blocked Shots</b>	0, at Ole Miss, 2/1	9, Liberty, 12/21
	1 vs. San Diego St., 11/23		0, at Missouri, 1/15	
23 at LSU, 1/4	5 vs. Tennessee, 2/23	<b>Turnovers</b>	8, vs. Arkansas, 3/6	29, San Diego St., 11/23
	5 vs. Syracuse, 11/28			
25 at Kentucky, 3/1	7 vs. Central Michigan, 12/20	<b>Fouls</b>	9, vs. Tennessee, 3/8	32, at Ole Miss, 2/1
	7 vs. San Diego St., 11/23			
	7 vs. Clemson, 11/20			

## 2014-15 Individual Superlatives

Category	South Carolina	Opponent
<b>Points in Game</b>	26 by A'ja Wilson vs. LSU, 2/12	26 by Hasina Muhammad, Auburn, 1/2
<b>Points in Half</b>	15 (1st) by Tiffany Mitchell vs. Vanderbilt, 2/15 15 (1st) by Tiffany Mitchell vs. Syracuse, 11/28	18 (2nd) by Hasina Muhammad, Auburn, 1/2
<b>Field Goals Made</b>	9 by Aleighsa Welch vs. Tennessee, 2/23	9 by Crystal Bradford, Central Michigan, 12/20
<b>Field Goal Attempts</b>	17 by Aleighsa Welch at UConn, 2/9 17 by A'ja Wilson vs. Auburn, 1/2	21 by Danielle Ballard, LSU, 2/12 21 by Courtney Williams, Texas A&M, 1/26 21 by Brianna Butler, Syracuse, 11/28
<b>FG Percentage</b>	1.000 (7-7) by Elem Ibiama vs. Charlotte, 12/4	1.000 (5-5) by Drew Edelman, Southern Cal, 11/15
<b>3-Point FG Made</b>	6 by Tiffany Mitchell at Hampton, 12/17 6 by Tiffany Mitchell vs. San Diego State, 11/23	5 by Dashawn Harden, LSU, 3/7 5 by Kaleena Mosqueda-Lewis, at UConn, 2/9
<b>3-Point FG Attempts</b>	9 by Tina Roy at Kentucky, 3/1 9 by Tina Roy vs. Syracuse, 11/28	10 by Brianna Butler, Syracuse, 11/28
<b>3-Point FG Percentage</b>	1.000 (6-6) by Tiffany Mitchell vs. San Diego State, 11/23	1.000 (3-3) by Calli Berna, at Arkansas, 2/15 1.000 (3-3) by Hillary Sigmon, Charlotte, 12/4
<b>Free Throws Made</b>	11 by A'ja Wilson vs. LSU, 2/12 11 by Tiffany Mitchell vs. Kentucky, 1/11	10 by Hasina Muhammad, Auburn, 1/2
<b>Free Throw Attempts</b>	15 by A'ja Wilson vs. LSU, 2/12	11 by Makayla Epps, at Kentucky, 3/1 11 by Breanna Stewart, at UConn, 2/9 11 by Meoshonti Knight, at Alabama, 1/8 11 by Briana Day, Syracuse, 11/28
<b>FT Percentage</b>	1.000 (7-7) by Tiffany Mitchell at Arkansas, 2/15	1.000 (10-10) by Hasina Muhammad, Auburn, 1/2
<b>Rebounds</b>	19 by A'ja Wilson at Kentucky, 3/1	17 by Briana Day, Syracuse, 11/28
<b>Assists</b>	10 by Tina Roy vs. Savannah State, 12/14	9 by Alexis Peterson, Syracuse, 11/28
<b>Steals</b>	7 by Tiffany Mitchell vs. NC Central, 12/1	5 by Danielle Ballard, LSU, 2/12
<b>Blocked Shots</b>	6 by A'ja Wilson at Kentucky, 3/1	6 by Ashley Rininger, Liberty, 12/21
<b>Turnovers</b>	6 by A'ja Wilson at Georgia, 2/5 6 by Tiffany Mitchell vs. Southern Cal, 11/15	8 by Danielle Ballard, LSU, 2/12

# Staley Era Team Records

*Italics indicates set in 2014-15*

## Scoring

Most	Points
1. vs. Savannah State, 12/14/14	111
2. at Alabama, 1/8/15	102
3. vs. Clemson, 11/20/14	99
vs. Ole Miss, 1/30/14	99
vs. Charleston Southern, 11/8/13	99

Fewest	Points
1. at Stanford, 11/26/10	32
2. vs. Georgia, 3/4/11	34
3. vs. Mississippi State, 3/5/09	39
4. at Georgia, 1/13/13	40
5. at Mississippi State, 2/26/09	41

Fewest Allowed	Points
1. vs. South Carolina State, 12/14/11	21
2. vs. Presbyterian, 11/27/11	24
3. vs. NC Central, 12/11/14	26
vs. SC State, 12/22/13	26
5. vs. NC Central, 12/2/13	27

Most Allowed	Points
1. at Clemson, 11/19/09	94
2. vs. North Carolina, 12/20/09	93
3. at Connecticut, 2/9/15	87
4. vs. Xavier, 11/12/10	84
5. at Tennessee, 2/17/11	82
at Florida, 2/22/09	82

## Margin of Outcome

Victory	Score	Margin
1. vs. Charleston Southern, 11/8/13	99-29	+70
2. vs. NC Central, 12/11/14	90-26	+64
3. vs. Savannah State, 12/14/14	111-49	+62
4. vs. Clemson, 11/20/14	99-41	+58
5. vs. NC Central	79-27	+52

Defeat	Score	Margin
1. at Stanford, 11/26/10	32-70	-38
2. vs. Georgia, 3/4/11	34-66	-32
3. vs. Stanford, 12/19/08	47-78	-31
4. at Penn State, 11/21/10	48-78	-30
5. vs. Connecticut, 12/28/08	48-77	-29

## Field Goals

Made	FGM
1. vs. Charleston Southern, 11/8/13	39
2. vs. Savannah State, 12/14/14	38
vs. Clemson, 11/20/14	38
4. at Alabama, 1/8/15	37
vs. Central Michigan, 12/20/14	37

Attempts	FGA
1. vs. Penn State, 11/20/11	76
2. at Clemson, 11/19/09	74
3. vs. Tennessee, 1/20/11	73
4. vs. Central Michigan, 12/20/14	72
vs. Clemson, 11/20/14	72
vs. Kansas, 3/25/13	72

Highest Percentage (Min. 40 FGA)	FGM-A	Pct
1. vs. Savannah State, 3/20/15	34-53	.642
2. at Alabama, 1/8/15	37-58	.638
3. vs. Charleston Southern, 11/8/13	39-64	.609
4. vs. Ole Miss, 1/30/14	31-51	.608
5. vs. NC Central, 12/11/14	35-58	.603

Lowest Percentage (Min. 40 FGA)	FGM-A	Pct
1. at Stanford, 11/26/10	12-55	.218
2. vs. Georgia, 3/4/11	12-52	.231
3. at Florida, 1/20/13	15-64	.234
4. at Kentucky, 2/5/09	13-55	.236
5. at Georgia, 1/2/11	13-54	.241

Lowest Percentage Allowed	FGM-A	Pct
1. vs. South Carolina State, 12/14/11	6-48	.125
2. vs. NC Central, 12/2/13	8-50	.160
3. vs. Charleston Southern, 11/8/13	10-54	.185
4. vs. Arkansas, 3/6/15	11-57	.193
vs. Hampton, 11/22/12	11-57	.193

Highest Percentage Allowed	FGM-A	Pct
1. vs. Connecticut, 12/28/08	35-62	.565
vs. Florida, 1/9/11	26-46	.565
3. vs. Xavier, 11/12/10	34-61	.557
4. at Connecticut, 2/9/15	31-56	.554
5. at Kentucky, 1/13/11	30-55	.545

## 3-Point Field Goals

Made	3FGM
1. at Alabama, 1/8/15	11
2. at Hampton, 12/17/14	9
vs. Syracuse, 11/28/14	9
vs. San Diego State, 11/23/14	9
Seven other times	9

Attempts	3FGA
1. vs. Penn State, 11/20/11	29
2. vs. College of Charleston, 11/14/13	28
vs. North Carolina, 12/19/10	28
4. vs. Syracuse, 11/28/14	26
5. vs. Savannah State, 11/15/12	25
at Ole Miss, 1/16/11	25

Percentage (Min. 5 3FGA)	3FGM-A	Pct
1. vs. Oregon State, 3/25/14	4-6	.667
vs. Ole Miss, 1/30/14	4-6	.667
vs. Savannah State, 12/28/13	4-6	.667
vs. Western Carolina, 12/29/12	6-9	.667
at Alabama, 1/10/10	8-12	.667
vs. Charlotte, 12/21/08	8-12	.667

## Free Throws

Made	FTM
1. vs. Savannah State, 12/14/14	34
vs. Oregon State, 3/25/14	34
3. vs. Ole Miss, 1/30/14	32
at Mississippi State, 1/6/13	32
5. vs. Georgia, 2/27/14	30
vs. Savannah State, 12/28/13	30
vs. Seton Hall, 11/17/13	30

Attempts	FTA
1. at Mississippi State, 1/6/13	50
2. vs. Savannah State, 12/28/13	48
3. vs. Savannah State, 12/14/14	47
4. vs. Missouri, 2/2/14	46
5. vs. Seton Hall, 11/17/13	44
vs. SC State, 12/21/12	44

Percentage (Min. 10 FTA)	FTM-A	Pct
1. vs. Alabama, 1/19/14	10-11	.909
2. vs. Auburn, 1/2/09	23-26	.885
3. vs. San Diego State, 11/28/09	14-16	.875
4. at Mississippi State, 2/6/14	20-23	.870
5. at Alabama, 1/8/15	17-20	.850
at Kentucky, 2/20/14	17-20	.850

## Rebounding

Total	Rebs
1. vs. College of Charleston, 11/14/13	62
2. at Florida, 1/20/13	59
3. vs. Hampton, 11/22/12	57
4. vs. Savannah State, 12/14/14	56
5. vs. Kentucky, 1/11/15	55

Margin	Rebs	Margin
1. vs. Savannah State, 12/14/14	56-21	+35
2. at Alabama, 2/7/13	53-24	+29
3. vs. Hampton, 12/17/14	48-21	+27
4. vs. SC State, 12/22/13	47-21	+26
vs. Florida Gulf Coast, 11/23/12	46-20	+26

## Assists

Game	Assists
1. vs. NC Central, 12/11/14	26
2. vs. San Diego State, 11/23/14	25
vs. Clemson, 11/20/14	25
vs. Alabama, 1/19/14	25
vs. Charleston Southern, 11/8/13	25

## Steals

Game	Steals
1. vs. NC Central, 12/11/14	21
vs. Furman, 12/11/11	21
3. vs. San Diego State, 11/23/14	18
4. vs. Charleston Southern, 11/8/13	17
5. vs. NC State, 12/12/10	16
vs. USC Upstate, 12/16/08	16

## Blocked Shots

Game	Blocks
1. vs. Arkansas, 3/6/15	15
2. at Mississippi State, 2/6/14	14
vs. Kentucky, 1/9/14	14
4. at Kentucky, 3/11/15	12
vs. Charleston Southern, 11/14/13	12

## Turnovers

Fewest	TOs
1. at Tennessee, 2/2/12	4
2. vs. Tennessee, 2/23/15	5
vs. Syracuse, 11/28/14	5
at Missouri, 2/28/13	5
vs. Georgia, 3/2/12	5
vs. Ole Miss, 3/3/11	5

Most	TOs
1. at Wake Forest, 12/3/08	32
2. vs. Hampton, 11/22/12	29
vs. Kentucky, 1/15/12	29
4. at Kentucky, 1/13/11	28
5. vs. Jacksonville, 12/30/08	26

## The Last Time...

### Individual

#### Scored 50 Points

**South Carolina** 51, Jocelyn Penn vs. Stetson, 1/4/03  
**Opponent** Never

#### Scored 40 Points

**South Carolina** 51, Jocelyn Penn vs. Stetson, 1/4/03  
**Opponent** 46, Cornelia Gayden, LSU, 1/14/95

#### Scored 30 Points

**South Carolina** 30, Ieasia Walker vs. Clemson, 11/18/10  
**Opponent** 32, LaQueta Ferguson, Florida International, 11/25/07

#### Grabbed 20 Rebounds

**South Carolina** 25, Kelsey Bone vs. Boston University, 12/28/09  
**Opponent** 24, Courtney Paris, Oklahoma, 12/30/07

#### Grabbed 15 Rebounds

**South Carolina** 19, A'ja Wilson at Kentucky, 3/1/15  
**Opponent** 17, Briana Day, Syracuse, 11/28/14

#### Two Players with 20 or More Points

**South Carolina** Tiffany Mitchell 20/A'ja Wilson 20 vs. Vanderbilt, 2/15/15  
**Opponent** Kaleena Mosqueda-Lewis 23/Breanna Stewart 22 at UConn, 2/9/15

#### Two Players with 10 or More Rebounds

**South Carolina** Alaina Coates 14/A'ja Wilson 10 vs. Auburn, 1/2/15  
**Opponent** Shela Boykin 12/Danielle Ballard 12, LSU, 2/12/15

#### Had 10 Assists

**South Carolina** 10, Tina Roy vs. Savannah State, 12/14/14  
**Opponent** 11, Marneshia Richard, Mississippi State, 1/21/07

#### Had Five Steals

**South Carolina** 5, Tiffany Mitchell at Arkansas, 2/19/15  
**Opponent** 5, Danielle Ballard, LSU, 2/12/15

#### Had Five Blocked Shots

**South Carolina** 5, Alaina Coates vs. Alabama, 1/29/15  
**Opponent** 5, Breanna Stewart, at UConn, 2/9/15

#### Had a Double-Double

**South Carolina** Aleighsa Welch (11 pts, 10 rebs) vs. LSU, 3/7/15  
**Opponent** Cierra Burdick (16 pts, 10 rebs), Tennessee, 2/23/15

#### Two Players had a Double-Double

**South Carolina** Alaina Coates (11 pts/14 rebs)/A'ja Wilson (12 pts/10 rebs) vs. Auburn, 1/2/15  
**Opponent** Sheila Boykin (12 pts/12 rebs)/Danielle Ballard (16 pts/12 rebs), LSU, 2/12/15

#### Three Players had a Double-Double

**South Carolina** Ashley Bruner (16 pts/12 rebs)/Aleighsa Welch (16 pts/ 11 rebs)/Elem Ibiam (12 pts/10 rebs) vs. Kansas, 3/25/13  
**Opponent** Merlakia Jones (26 pts/10 rebs)/Takilya Davis (19 pts/13 rebs)/DeLisha Milton (14 pts/15 rebs), at Florida, 2/20/94

#### Had a Triple-Double

**South Carolina** Iva Sliskovic (18 pts, 15 rebs, 10 assts) vs. High Point, 12/20/06  
**Opponent** Never

### Team

#### Scored 100 Points

**South Carolina** 102 vs. North Carolina A&T, 3/21/08  
**Opponent** 103, Clemson, 11/21/03

#### Won by 30 or More Points

**South Carolina** 89-59 (30) vs. Vanderbilt, 2/15/15  
**Opponent** 66-34 (32), Georgia, 3/4/11

#### Shot 65% or Better from the Field

**South Carolina** .652 (45-69) vs. East Tennessee State, 12/19/00  
**Opponent** Never

#### Shot 60% or Better from the Field

**South Carolina** .642 (34-53) vs. Savannah State, 3/20/15  
**Opponent** .604 (29-48), Vanderbilt, 1/18/01

#### Shot 50% or Better from the Field

**South Carolina** .642 (34-53) vs. Savannah State, 3/20/15  
**Opponent** .554 (31-56), at UConn, 2/9/15

#### No Players in Double-Figure Points

**South Carolina** at Auburn, 1/19/12  
**Opponent** at Georgia, 2/5/15

#### Five Players in Double-Figure Points

**South Carolina** at Ole Miss, 2/1/15  
**Opponent** Arkansas, 2/14/10

#### More Than Five Players in Double-Figure Points

**South Carolina** 6 at Alabama 1/8/15  
**Opponent** 6 at Georgia, 2/13/03

#### Faced AP Top-25 Opponent

**Win** 62-46 vs. No. 5 Tennessee, 3/8/15  
**Loss** 56-67 at No. 13 Kentucky, 3/1/15

#### Faced AP Top-10 Opponent

**Win** 62-46 vs. No. 5 Tennessee, 3/8/15  
**Loss** 87-62 at No. 2 UConn, 2/9/15

#### Faced AP Top-5 Opponent

**Win** 62-46 vs. No. 5 Tennessee, 3/8/15  
**Loss** 87-62 at No. 2 UConn, 2/9/15

#### Faced AP No. 1 Team

**Win** Never  
**Loss** 49-53 vs. No. 1 Stanford, 12/19/12

#### Overtime Game

**Win** 58-55 vs. Drexel, 11/28/12  
**Loss** 65-57 at Texas A&M, 1/16/14

#### Double-Overtime Game

**Win** 92-91 at Florida State, 2/4/91  
**Loss** 92-94 at Clemson, 11/19/09

#### South Carolina Was Ranked (AP Poll)

**No. 1** 2/9/15  
**Top 10** No. 3, 3/17/15  
**Top 25** No. 3, 3/17/15

## Career Highs

### Alaina Coates

<b>Pts</b>	24, 2x, last vs. Ole Miss, 1/30/14
<b>FG</b>	11 vs. Vanderbilt, 1/5/14
<b>FGA</b>	16 vs. Vanderbilt, 1/5/14
<b>FG %</b>	1.000 (7-7) vs. SC St., 12/22/13
<b>FT</b>	11 at San Diego St., 11/23/13
<b>FTA</b>	15 at San Diego St., 11/23/13
<b>FT %</b>	1.000 (9-9) vs. SC St., 12/22/13
<b>Reb</b>	17 vs. Kentucky, 1/9/14
<b>Off Reb</b>	7 vs. Kentucky, 1/9/14
<b>Def Reb</b>	13 vs. CSU Northridge, 3/23/14
<b>Blk</b>	5, 3x, last vs. Alabama, 1/29/15
<b>Stl</b>	3, 2x, last at Florida, 1/19/15
<b>Asst</b>	3, 3x, last vs. Texas A&M, 1/26/15
<b>Min</b>	30 vs. Southern Cal, 11/15/14

### Bianca Cuevas

<b>Pts</b>	21 at Ole Miss, 2/1/15
<b>FG</b>	7 at Georgia, 2/5/15
<b>FGA</b>	14 at Georgia, 2/5/15
<b>FG %</b>	.833 (5-6) at Hampton, 12/17/14
<b>3FG</b>	2, 4x, last at Georgia, 2/5/15
<b>3FGA</b>	6 vs. Clemson, 11/20/14
<b>3FG %</b>	.667 (2-3) at Hampton, 12/17/14
<b>FT</b>	9 at Ole Miss, 2/1/15
<b>FTA</b>	11 at Ole Miss, 2/1/15
<b>FT %</b>	1.000 (4-4) at Alabama, 1/8/15
<b>Reb</b>	4, 3x, last at Georgia, 2/5/15
<b>Off Reb</b>	3 vs. Alabama, 1/29/15
<b>Stl</b>	4, 2x, last vs. Savannah State, 12/14/14
<b>Asst</b>	5, 5x, last vs. Savannah State 3/20/15
<b>Min</b>	24 at Ole Miss, 2/1/15

### Tiffany Davis

<b>Pts</b>	11 vs. Ole Miss, 1/30/14
<b>FG</b>	3 vs. Savannah State, 12/28/13
<b>FGA</b>	6 vs. SC State, 12/22/13
<b>FG %</b>	1.000 (3-3) vs. Savannah St, 12/28/13
<b>3FG</b>	2, 3x, last vs. Ole Miss, 1/30/14
<b>3FGA</b>	5 vs. Winthrop, 12/20/13
<b>3FG %</b>	1.000 (2-2), 3x, last vs. Ole Miss, 1/30/14
<b>FT</b>	4 at Tennessee, 3/2/14
<b>FTA</b>	4 at Tennessee, 3/2/14
<b>FT %</b>	1.000 (4-4) at Tennessee, 3/2/14
<b>Reb</b>	6 at Arkansas, 1/2/14
<b>Off Reb</b>	2 vs. Arkansas, 2/9/14
<b>Stl</b>	5 vs. Elon, 11/9/12
<b>Asst</b>	3, 4x, last vs. SC St., 12/22/13
<b>Min</b>	30 at Arkansas, 1/2/14

### Asia Dozier

<b>Pts</b>	16, 2x, at San Diego St., 11/23/13
<b>FG</b>	6, 2x, last at Alabama, 1/8/15
<b>FGA</b>	13 at San Diego St., 11/23/13
<b>FG %</b>	1.00 (4-4) at Kentucky, 2/14/13
<b>3FG</b>	4 at San Diego State, 11/23/13
<b>3FGA</b>	10 at San Diego St., 11/23/13
<b>3FG %</b>	1.000 (2-2), 2x, last vs. Savannah St, 12/28/13
<b>FT</b>	4, 2x, last vs. Oregon St., 3/25/14
<b>FTA</b>	7 vs. Elon, 11/9/12
<b>FT %</b>	1.000 (4-4) vs. Oregon State, 3/25/14
<b>Reb</b>	10 vs. Elon, 11/9/12
<b>Off Reb</b>	4 vs. Elon, 11/9/12
<b>Blk</b>	3 at Kentucky, 3/1/15
<b>Stl</b>	2, 8x, last vs. LSU, 3/7/15
<b>Asst</b>	6, 2x, last vs. Georgia, 3/7/14
<b>Min</b>	40 at Arkansas, 1/2/14

### Kaydra Duckett

<b>Pts</b>	2, 2x, last vs. Savannah State, 12/14/14
<b>FGA</b>	3 vs. Savannah State, 12/14/14
<b>FT</b>	2 vs. Savannah State, 12/14/14
<b>FTA</b>	2 vs. Savannah State, 12/14/14
<b>FT %</b>	1.000 (2-2) vs. Savannah State, 12/14/14
<b>Reb</b>	4 vs. Savannah State, 12/14/14
<b>Stl</b>	1, 4x, last vs. Savannah State, 3/20/15
<b>Asst</b>	1, 2x, last vs. Savannah State, 12/14/14
<b>Blk</b>	1, 2x, last vs. Central Michigan, 12/20/14
<b>Min</b>	7 vs. Savannah State, 12/14/14

### India Farmer

<b>Pts</b>	3, 2x, last vs. Alabama, 1/19/14
<b>FG</b>	1, 2x, last vs. Alabama, 1/19/14
<b>FGA</b>	3 vs. NC Central, 12/2/13
<b>FG %</b>	.333 (1-3) vs. NC Central, 12/2/13
<b>3FG</b>	1, 2x, last vs. Alabama, 1/19/14
<b>3FGA</b>	2 vs. NC Central, 12/2/13
<b>3FG %</b>	.500 (1-2) vs. NC Central, 12/2/13
<b>FT</b>	2 at Florida, 1/19/15
<b>FTA</b>	2, 2x, last, at Florida, 1/19/15
<b>FT %</b>	1.000 (2-2) at Florida, 1/19/15
<b>Reb</b>	3 vs. NC Central, 12/2/13
<b>Off Reb</b>	1, 4x, last vs. Savannah State, 3/20/15
<b>Min</b>	11 vs. NC Central, 12/2/13

### Olivia Gaines

<b>Pts</b>	9 vs. Mississippi State, 2/26/15
<b>FG</b>	4 vs. Mississippi State, 2/26/15
<b>FGA</b>	5, 2x, last vs. Mississippi State, 2/26/15
<b>FG %</b>	1.000 (2-2) at Texas A&M, 1/16/14
<b>FT</b>	3 vs. Arkansas, 2/9/14
<b>FTA</b>	3 vs. Arkansas, 2/9/14
<b>FT %</b>	1.000 (3-3) vs. Arkansas, 2/9/14
<b>Reb</b>	5, 2x, last vs. Clemson, 11/20/14
<b>Off Reb</b>	3, 2x, last vs. Clemson, 11/20/14
<b>Stl</b>	3, 2x, last vs. Liberty, 12/21/14
<b>Asst</b>	5 vs. Charleston Sthrn., 11/8/13
<b>Min</b>	23 vs. Alabama, 1/19/14

### Elem Ibiam

<b>Pts</b>	21 vs. Savannah State, 12/14/14
<b>FG</b>	8 vs. Alabama, 3/7/13
<b>FGA</b>	14 at Charlotte, 12/8/13
<b>FG %</b>	1.000 (7-7), 2x, last vs. Charlotte, 12/4/14
<b>FT</b>	7 vs. Savannah State, 12/14/14
<b>FTA</b>	10 vs. Louisiana Tech, 11/10/13
<b>FT %</b>	1.00 (4-4), 2x, last vs. Mississippi State, 2/26/15
<b>Reb</b>	12, 2x, last vs. Central Michigan, 12/20/14
<b>Off Reb</b>	6, 2x, last vs. Central Michigan, 12/20/14
<b>Def Reb</b>	10 at Texas A&M, 1/16/14
<b>Blk</b>	7 at Mississippi State, 2/6/14
<b>Stl</b>	2, 5x, last vs. North Carolina, 12/18/13
<b>Asst</b>	3 vs. South Dakota St., 3/23/13
<b>Min</b>	34 at Texas A&M, 1/16/14

### Tiffany Mitchell

<b>Pts</b>	25 vs. Georgia, 2/27/14
<b>FG</b>	8, 5x, last vs. Vanderbilt, 2/15/15
<b>FGA</b>	17 vs. Tennessee, 1/3/13
<b>FG %</b>	.857 (6-7) vs. Savannah State, 12/14/14
<b>3FG</b>	6, 2x, last at Hampton, 12/17/14
<b>3FGA</b>	8, 2x, last at Hampton, 12/17/14
<b>3FG %</b>	1.000 (6-6) vs. San Diego State, 11/23/14
<b>FT</b>	13 vs. CSU Northridge, 3/23/14
<b>FTA</b>	17 vs. CSU Northridge, 3/23/14
<b>FT %</b>	1.000 (10-10) vs. Georgia, 2/27/14
<b>Reb</b>	11, 5x, last at Arkansas, 1/2/14
<b>Off Reb</b>	6 at Florida, 1/20/13
<b>Blk</b>	3 at Arkansas, 2/19/15
<b>Stl</b>	7 vs. NC Central, 12/1/14
<b>Asst</b>	9 at San Diego State, 11/23/13
<b>Min</b>	40 vs. Syracuse, 11/28/14

### Tina Roy

<b>Pts</b>	15, 2x, last vs. LSU, 3/7/15
<b>FG</b>	5, 4x, last vs. LSU, 3/7/15
<b>FGA</b>	12 vs. Georgia, 3/2/12
<b>FG %</b>	1.000 (4-4) at Alabama, 1/8/15
<b>3FG</b>	5, 2x, last vs. LSU, 3/7/15
<b>3FGA</b>	10 vs. LSU 3/7/15
<b>3FG %</b>	1.000 (3-3) at Alabama, 1/8/15
<b>FT</b>	4 at Southern Cal, 11/25/13
<b>FTA</b>	4, 4x, last vs. Georgia, 2/27/14
<b>FT %</b>	1.000 (4-4) at Southern Cal, 11/25/13
<b>Reb</b>	8 at Mississippi State, 2/6/14
<b>Off Reb</b>	3, 2x, last vs. CSU Northridge, 3/23/14
<b>Stl</b>	3 vs. Southern Cal, 11/15/14
<b>Asst</b>	10 vs. Savannah State, 12/14/14
<b>Min</b>	31 vs. Vanderbilt, 1/5/14

### Khadijah Sessions

<b>Pts</b>	19 vs. Auburn, 2/3/13
<b>FG</b>	6, 2x, last vs. Seton Hall, 11/17/13
<b>FGA</b>	15 at Missouri, 2/28/13
<b>FG %</b>	.833 (5-6) vs. LSU, 2/12/15
<b>3FG</b>	3, 4x, last vs. LSU, 3/7/15
<b>3FGA</b>	6, 3x, last vs. Kentucky, 1/11/15
<b>3FG %</b>	1.00 (3-3) at Kentucky, 2/20/14
<b>FT</b>	8 vs. Auburn, 2/3/13
<b>FTA</b>	12 vs. Missouri, 2/2/14
<b>FT %</b>	1.00 (5-5) at Kentucky, 2/20/14
<b>Reb</b>	6 vs. Clemson, 11/20/14
<b>Off Reb</b>	3 at Missouri, 2/28/13
<b>Stl</b>	4, 9x, last at Arkansas, 2/19/15
<b>Asst</b>	8 vs. NC Central, 12/1/14
<b>Min</b>	37 at Southern Cal, 11/25/13

### Aleighsa Welch

<b>Pts</b>	23 vs. N. Carolina, 12/18/13
<b>FG</b>	10 at Kentucky, 2/20/14
<b>FGA</b>	19 at Tennessee, 3/2/14
<b>FG %</b>	1.000 (6-6), 2x, last vs. Auburn, 1/2/15
<b>FT</b>	10 at Xavier, 11/30/11
<b>FTA</b>	15 at Xavier, 11/30/11
<b>FT %</b>	1.00 (4-4) at Seton Hall, 12/2/12
<b>Reb</b>	17 vs. C. of Charleston, 11/14/13
<b>Off Reb</b>	9, 2x, last vs. Tennessee, 2/23/15
<b>Def Reb</b>	10, 2x, last at Missouri, 1/15/15
<b>Blk</b>	5, 2x, last at Kentucky, 2/20/14
<b>Stl</b>	3, 4x, last at Clemson, 11/20/13
<b>Asst</b>	5, 2x, last vs. LSU, 2/12/15
<b>Min</b>	43 at Texas A&M, 1/6/14

### Jatarie White

<b>Pts</b>	11 vs. Clemson, 11/20/14
<b>FG</b>	5 vs. Clemson, 11/20/14
<b>FGA</b>	12 vs. Clemson, 11/20/14
<b>FG %</b>	.600 (3-5) vs. San Diego State, 11/23/14
<b>FT</b>	2, 2x, last vs. Savannah State, 3/20/15
<b>FTA</b>	4 at Florida, 1/19/15
<b>FT %</b>	.667 (2-3) vs. Wisconsin, 11/27/14
<b>Reb</b>	7 at Georgia, 2/5/15
<b>Off Reb</b>	3, 2x, last vs. Kentucky, 1/11/15
<b>Def Reb</b>	7 at Georgia, 2/5/15
<b>Blk</b>	2 at Georgia, 2/5/15
<b>Asst</b>	2, 2x, last vs. LSU, 2/12/15
<b>Min</b>	22 vs. San Diego St., 11/23/14

### A'ja Wilson

<b>Pts</b>	26 vs. LSU, 2/12/15
<b>FG</b>	8, 2x, last vs. Savannah State, 12/14/14
<b>FGA</b>	17 vs. Auburn, 1/2/15
<b>FG %</b>	.800 (8-10) vs. Savannah State, 12/14/14
<b>FT</b>	11 vs. LSU, 2/12/15
<b>FTA</b>	15 vs. LSU, 2/12/15
<b>FT %</b>	1.00 (5-5) vs. Miss. St., 2/26/15
<b>Reb</b>	19 at Kentucky, 3/1/15
<b>Off Reb</b>	5, 3x, last at Kentucky, 3/1/15
<b>Def Reb</b>	14 at Kentucky, 3/1/15
<b>Blk</b>	6 at Kentucky, 3/1/15
<b>Stl</b>	3, 4x, last vs. Central Michigan, 12/20/14
<b>Asst</b>	3, 4x, last vs. Savannah State, 3/20/15
<b>Min</b>	33 at Kentucky, 3/1/15



**2014-15 South Carolina Basketball**  
**#3/4 South Carolina Combined Team Statistics (as of Mar 20, 2015)**  
**All games**



<b>RECORD:</b>	<b>OVERALL</b>	<b>HOME</b>	<b>AWAY</b>	<b>NEUTRAL</b>
ALL GAMES	31-2	15-0	9-2	7-0
CONFERENCE	15-1	8-0	7-1	0-0
NON-CONFERENCE	16-1	7-0	2-1	7-0

#	Player	gp-gs	min	avg	Total		3-Point		F-Throw		Rebounds			avg	pf	dq	a	to	blk	stl	pts	avg
					fg-fga	fg%	3fg-fga	3fg%	ft-fa	ft%	off	def	tot									
25	MITCHELL, Tiffany	33-33	962	29.2	166-330	.503	53-123	.431	84-100	.840	24	74	98	3.0	55	1	88	72	9	63	469	14.2
22	WILSON, A'ja	33-1	673	20.4	162-305	.531	1-3	.333	114-177	.644	74	152	226	6.8	64	1	33	57	58	31	439	13.3
41	COATES, Alaina	32-5	664	20.8	120-218	.550	0-0	.000	101-143	.706	92	164	256	8.0	53	0	27	43	47	18	341	10.7
24	WELCH, Aleighsa	33-33	857	26.0	138-242	.570	0-1	.000	26-62	.419	93	113	206	6.2	55	2	63	54	37	18	302	9.2
33	IBIAM, Elem	33-33	562	17.0	86-154	.558	0-0	.000	42-58	.724	49	83	132	4.0	70	1	10	40	33	9	214	6.5
01	CUEVAS, Bianca	33-0	483	14.6	65-177	.367	15-66	.227	37-49	.755	13	32	45	1.4	42	1	61	51	4	40	182	5.5
05	SESSIONS, Khadijah	33-32	743	22.5	55-136	.404	19-60	.317	25-47	.532	23	58	81	2.5	55	0	98	46	4	61	154	4.7
23	ROY, Tina	32-0	503	15.7	52-133	.391	40-103	.388	2-4	.500	8	50	58	1.8	18	0	75	33	5	7	146	4.6
31	DOZIER, Asia	33-26	538	16.3	50-125	.400	24-79	.304	6-9	.667	2	32	34	1.0	24	0	57	30	6	18	130	3.9
40	WHITE, Jatarie	19-0	175	9.2	20-49	.408	0-0	.000	9-14	.643	16	27	43	2.3	18	0	6	14	5	5	49	2.6
02	GAINES, Olivia	31-2	273	8.8	18-48	.375	2-5	.400	6-8	.750	12	20	32	1.0	30	1	28	14	2	18	44	1.4
15	DAVIS, Tiffany	15-0	82	5.5	5-15	.333	4-12	.333	6-9	.667	5	13	18	1.2	5	0	7	9	0	0	20	1.3
00	FARMER, India	15-0	36	2.4	0-4	.000	0-2	.000	4-6	.667	5	3	8	0.5	1	0	0	1	0	1	4	0.3
03	DUCKETT, Kaydra	19-0	49	2.6	1-13	.077	0-1	.000	2-4	.500	4	7	11	0.6	4	0	2	1	2	4	4	0.2
Team											64	71	135		1		11					
Total.....		33	6600		938-1949	.481	158-455	.347	464-690	.672	484	899	1383	41.9	495	7	555	476	212	293	2498	75.7
Opponents.....		33	6600		644-1868	.345	125-451	.277	317-479	.662	392	645	1037	31.4	649	19	307	551	96	226	1730	52.4

<b>TEAM STATISTICS</b>	<b>SC</b>	<b>OPP</b>	<b>Date</b>	<b>Opponent</b>	<b>Score</b>	<b>Att.</b>	
SCORING	2498	1730	11/15/14	SOUTHERN CAL	w 70-61	10057	
Points per game	75.7	52.4	11/20/14	CLEMSON	w 99-41	11012	
Scoring margin	+23.3	-	11/23/14	SAN DIEGO STATE	w 89-38	10301	
FIELD GOALS-ATT	938-1949	644-1868	@ 11/27/14	vs Wisconsin	w 67-44	167	
Field goal pct	.481	.345	@ 11/28/14	vs #22/22 Syracuse	w 67-63	342	
3 POINT FG-ATT	158-455	125-451	12/01/14	NC CENTRAL	w 90-26	8823	
3-point FG pct	.347	.277	12/04/14	CHARLOTTE	w 82-61	9629	
3-pt FG made per game	4.8	3.8	12/07/14	at #9/8 Duke	w 51-50	6004	
FREE THROWS-ATT	464-690	317-479	12/14/14	SAVANNAH STATE	w 111-49	9605	
Free throw pct	.672	.662	12/17/14	at Hampton	w 69-49	4000	
F-Throws made per game	14.1	9.6	< 12/20/14	vs Central Michigan	w 80-45	2858	
REBOUNDS	1383	1037	< 12/21/14	vs Liberty	w 84-44	2659	
Rebounds per game	41.9	31.4	* 01/02/15	AUBURN	w 77-58	16465	
Rebounding margin	+10.5	-	* 01/04/15	at LSU	w 75-51	3438	
ASSISTS	555	307	* 01/08/15	at Alabama	w 102-59	2454	
Assists per game	16.8	9.3	* 01/11/15	#10/11 KENTUCKY	w 68-60	17156	
TURNOVERS	476	551	* 01/15/15	at Mizzou	w 60-49	1440	
Turnovers per game	14.4	16.7	* 01/19/15	at Florida	w 77-42	1503	
Turnover margin	+2.3	-	* 01/26/15	#12/10 TEXAS A&M	w 79-61	13546	
Assist/turnover ratio	1.2	0.6	* 01/29/15	ALABAMA	w 85-54	11927	
STEALS	293	226	* 02/01/15	at Ole Miss	w 77-59	1935	
Steals per game	8.9	6.8	* 02/05/15	at #22/21 Georgia	w 58-35	4896	
BLOCKS	212	96	02/09/15	at #2/2 Connecticut	L 62-87	10167	
Blocks per game	6.4	2.9	* 02/12/15	LSU	w 86-62	12342	
ATTENDANCE	186199	66927	* 02/15/15	VANDERBILT	w 89-59	15255	
Home games-Avg/Game	15-12413	11-4084	* 02/19/15	at Arkansas	w 73-56	1531	
Neutral site-Avg/Game	-	7-3143	* 02/23/15	#6/6 TENNESSEE	w 71-66	14390	
Score by Periods	1st	2nd	Totals	* 02/26/15	#11/13 MISS. STATE	w 69-50	15047
#3/4 South Carolina	1217	1281	2498	* 03/01/15	at #13/15 Kentucky	L 56-67	7560
Opponents	824	906	1730	^ 03/06/15	vs Arkansas	w 58-36	4630
				^ 03/07/15	vs LSU	w 74-54	5524
				^ 03/08/15	vs #5/5 Tennessee	w 62-46	5819
				§ 3/20/15	SAVANNAH STATE	w 81-48	10644

\* = SEC game



**2014-15 South Carolina Basketball**  
**#3/4 South Carolina Points-Rebounds-Assists (as of Mar 20, 2015)**  
**All games**



Opponent	Date	Score		00	01	02	03	05	15	22
				FARMER,IND	CUEVAS,BIA	GAINES,OLI	DUCKETT,KA	SESSIONS,K	DAVIS,TIFF	WILSON,A'J
SOUTHERN CAL	11/15/14	70-61	w	DNP	0-1-0	0-0-0	DNP	6-2-2	DNP	4-5-1
CLEMSON	11/20/14	99-41	w	0-1-0	10-3-2	0-5-2	0-0-1	7-6-4	3-1-2	18-5-0
SAN DIEGO STATE	11/23/14	89-38	w	1-0-0	11-3-5	0-2-1	DNP	6-0-3	0-2-1	15-9-3
vs Wisconsin	11/27/14	67-44	w	0-0-0	2-1-1	0-1-3	0-0-0	2-4-2	2-0-0	11-6-1
vs #22/22 Syracuse	11/28/14	67-63	w	DNP	0-0-0	0-0-0	DNP	5-1-3	DNP	15-10-0
NC CENTRAL	12/01/14	90-26	w	0-2-0	4-1-5	4-1-0	2-1-0	4-4-8	0-1-1	16-8-1
CHARLOTTE	12/04/14	82-61	w	0-0-0	0-1-1	0-0-0	0-0-0	6-2-4	DNP	17-3-1
at #9/8 Duke	12/07/14	51-50	w	DNP	0-0-0	0-0-0	DNP	0-2-2	DNP	10-5-0
SAVANNAH STATE	12/14/14	111-49	w	1-2-0	9-1-0	2-4-1	2-4-1	4-2-4	3-1-1	23-6-1
at Hampton	12/17/14	69-49	w	DNP	12-1-1	0-0-0	DNP	2-3-5	0-1-0	12-6-1
vs Central Michigan	12/20/14	80-45	w	0-0-0	2-1-4	2-2-0	0-1-0	2-2-3	0-0-0	12-5-0
vs Liberty	12/21/14	84-44	w	0-0-0	6-1-3	2-1-3	0-0-0	0-1-1	0-1-0	17-10-1
AUBURN	01/02/15	77-58	w	0-1-0	10-0-1	3-1-1	DNP	3-3-4	0-0-0	12-10-1
at LSU	01/04/15	75-51	w	0-0-0	8-1-2	2-0-3	0-0-0	0-3-0	3-3-2	21-13-2
at Alabama	01/08/15	102-59	w	0-1-0	7-3-3	2-1-3	0-1-0	2-1-5	4-1-0	11-5-3
#10/11 KENTUCKY	01/11/15	68-60	w	DNP	2-0-0	DNP	DNP	12-5-2	0-0-0	8-9-1
at Mizzou	01/15/15	60-49	w	DNP	5-2-1	0-0-0	DNP	7-5-2	DNP	3-4-0
at Florida	01/19/15	77-42	w	2-0-0	11-2-4	1-2-1	0-0-0	0-3-2	3-2-0	16-9-0
#12/10 TEXAS A&M	01/26/15	79-61	w	DNP	4-2-1	0-0-0	0-0-0	4-2-2	2-2-0	18-9-1
ALABAMA	01/29/15	85-54	w	DNP	6-4-5	6-0-0	0-0-0	7-4-4	DNP	17-5-3
at Ole Miss	02/01/15	77-59	w	0-0-0	21-4-0	0-0-0	0-0-0	7-2-3	DNP	11-6-1
at #22/21 Georgia	02/05/15	58-35	w	DNP	16-4-2	2-1-1	0-1-0	1-3-2	DNP	4-5-0
at #2/2 Connecticut	02/09/15	62-87	L	DNP	2-0-1	0-1-0	0-1-0	8-1-1	DNP	10-6-2
LSU	02/12/15	86-62	w	DNP	8-2-0	0-0-1	DNP	12-0-2	DNP	26-8-0
VANDERBILT	02/15/15	89-59	w	DNP	4-3-5	0-3-1	0-1-0	3-2-3	DNP	20-5-2
at Arkansas	02/19/15	73-56	w	DNP	0-0-0	0-0-0	DNP	11-5-7	DNP	14-4-1
#6/6 TENNESSEE	02/23/15	71-66	w	DNP	0-1-1	DNP	DNP	2-2-4	DNP	8-1-0
#11/13 MISS. STATE	02/26/15	69-50	w	DNP	2-1-0	9-3-0	DNP	5-2-4	DNP	13-7-1
at #13/15 Kentucky	03/01/15	56-67	L	DNP	4-2-0	3-0-1	0-0-0	2-1-1	DNP	16-19-1
vs Arkansas	03/06/15	58-36	w	DNP	4-0-4	0-1-0	DNP	0-3-3	DNP	8-7-1
vs LSU	03/07/15	74-54	w	DNP	4-0-3	4-2-4	DNP	2-1-3	DNP	7-4-0
vs #5/5 Tennessee	03/08/15	62-46	w	0-0-0	0-0-1	0-0-0	0-0-0	12-2-3	DNP	11-3-0
SAVANNAH STATE	3/20/15	81-48	w	0-1-0	8-0-5	2-1-2	0-1-0	10-2-0	0-3-0	15-9-3

Opponent	Date	Score		23	24	25	31	33	40	41
				ROY,TINA	WELCH,ALEI	MITCHELL,T	DOZIER,ASI	IBIAM,ELEM	WHITE,JATA	COATES,ALA
SOUTHERN CAL	11/15/14	70-61	w	9-2-6	10-7-0	18-2-4	0-0-1	5-6-0	0-2-1	18-13-0
CLEMSON	11/20/14	99-41	w	DNP	17-3-3	15-0-5	3-1-4	3-3-0	11-5-0	12-10-2
SAN DIEGO STATE	11/23/14	89-38	w	5-3-2	6-3-3	20-2-3	5-0-4	4-2-0	6-6-0	10-5-0
vs Wisconsin	11/27/14	67-44	w	7-4-2	4-3-2	7-3-3	7-0-4	8-7-0	10-3-2	7-9-0
vs #22/22 Syracuse	11/28/14	67-63	w	12-2-5	11-5-3	21-8-3	3-0-1	0-3-2	0-0-0	0-1-0
NC CENTRAL	12/01/14	90-26	w	0-2-3	11-4-2	14-3-4	14-0-1	10-4-0	2-1-0	9-5-1
CHARLOTTE	12/04/14	82-61	w	9-1-3	10-9-3	9-1-2	0-0-3	16-3-1	DNP	15-13-3
at #9/8 Duke	12/07/14	51-50	w	0-1-0	8-8-1	7-3-4	11-0-0	8-5-1	DNP	7-10-0
SAVANNAH STATE	12/14/14	111-49	w	0-7-10	11-8-0	15-2-2	0-0-2	21-4-0	DNP	20-10-1
at Hampton	12/17/14	69-49	w	0-2-1	4-5-4	20-4-3	3-0-2	4-7-2	DNP	12-13-0
vs Central Michigan	12/20/14	80-45	w	2-2-4	12-3-2	18-4-2	4-1-3	10-12-1	DNP	16-10-2
vs Liberty	12/21/14	84-44	w	5-3-1	15-4-3	14-1-2	3-4-4	11-5-0	DNP	11-6-2
AUBURN	01/02/15	77-58	w	3-1-2	12-6-0	7-1-4	5-0-4	11-2-0	DNP	11-14-0
at LSU	01/04/15	75-51	w	6-1-4	6-5-1	17-4-2	3-0-1	2-4-1	DNP	7-4-0
at Alabama	01/08/15	102-59	w	11-2-1	10-2-1	16-1-3	15-2-2	4-3-0	DNP	20-3-1
#10/11 KENTUCKY	01/11/15	68-60	w	2-1-1	9-11-2	19-5-4	5-4-2	8-4-0	0-3-0	3-6-0
at Mizzou	01/15/15	60-49	w	0-1-1	8-14-1	19-6-1	3-3-0	0-3-0	0-2-0	15-7-0
at Florida	01/19/15	77-42	w	5-1-3	6-2-4	18-0-1	2-0-0	4-3-0	3-3-0	6-13-1
#12/10 TEXAS A&M	01/26/15	79-61	w	5-1-2	12-7-0	16-2-3	0-1-1	6-3-0	DNP	12-11-3
ALABAMA	01/29/15	85-54	w	5-1-1	8-1-1	11-4-2	5-1-3	6-4-0	DNP	14-10-1
at Ole Miss	02/01/15	77-59	w	1-1-1	6-5-2	11-5-1	0-1-2	10-1-1	DNP	10-10-1
at #22/21 Georgia	02/05/15	58-35	w	6-2-0	2-14-2	14-3-3	0-4-0	8-3-0	5-7-0	DNP
at #2/2 Connecticut	02/09/15	62-87	L	0-0-0	17-11-0	17-4-3	2-1-1	0-3-0	0-0-0	6-3-1
LSU	02/12/15	86-62	w	9-2-2	6-9-5	11-2-4	2-0-1	6-4-0	0-2-2	6-8-1
VANDERBILT	02/15/15	89-59	w	9-2-4	6-9-1	20-3-1	0-0-1	9-4-1	4-4-0	14-3-1
at Arkansas	02/19/15	73-56	w	6-2-2	2-3-3	15-0-2	9-2-1	2-3-0	DNP	14-11-0
#6/6 TENNESSEE	02/23/15	71-66	w	0-1-0	19-14-2	16-7-4	7-3-1	12-8-0	DNP	7-6-1
#11/13 MISS. STATE	02/26/15	69-50	w	0-0-1	4-6-1	16-4-2	4-1-1	6-1-0	0-0-0	10-7-1
at #13/15 Kentucky	03/01/15	56-67	L	10-2-1	7-2-3	8-4-3	0-2-0	0-2-0	0-0-0	6-7-0
vs Arkansas	03/06/15	58-36	w	4-2-4	6-4-2	12-3-1	6-2-1	7-9-0	0-1-0	11-8-0
vs LSU	03/07/15	74-54	w	15-1-4	11-10-3	4-0-2	2-0-1	9-4-0	0-1-1	16-8-0
vs #5/5 Tennessee	03/08/15	62-46	w	0-4-3	14-8-1	17-7-2	0-1-1	2-1-0	2-0-0	4-8-1
SAVANNAH STATE	3/20/15	81-48	w	0-1-1	12-1-2	7-0-3	7-0-4	2-2-0	6-3-0	12-4-3



**2014-15 South Carolina Basketball**  
**#3/4 South Carolina Team Game-by-Game Comparison (as of Mar 20, 2015)**  
**All games**



Opponent	1st	2nd	Score	Mar	Total FG	FG Pct	3-Pointers	3FG Pct	Free Throws	FT Pct	Rebounds	Assist	T/Over	Block	Steal	Fouls
SOUTHERN CAL	27/24	43/37	70-61	+9	23-50/21-63	.460/.333	5-15/3-10	.333/.300	19-27/16-20	.704/.800	43/34	15/9	19/15	10/2	9/10	18/23
CLEMSON	45/21	54/20	99-41	+58	38-72/17-53	.528/.321	8-15/4-17	.533/.235	15-22/3-6	.682/.500	50/28	25/8	7/18	6/8	9/4	7/19
SAN DIEGO STATE	51/16	38/22	89-38	+51	33-65/14-49	.508/.286	9-19/6-14	.474/.429	14-20/4-8	.700/.500	40/33	25/8	10/29	1/2	18/7	7/19
Wisconsin	31/18	36/26	67-44	+23	28-64/13-46	.438/.283	3-12/4-11	.250/.364	8-14/14-22	.571/.636	41/34	20/10	10/19	7/1	12/1	16/16
#22/22 Syracuse	31/35	36/28	67-63	+4	23-64/22-58	.359/.379	9-28/7-23	.346/.304	12-20/12-18	.600/.667	35/50	17/15	5/16	4/1	4/3	19/21
NC CENTRAL	39/16	51/10	90-26	+64	35-58/10-45	.603/.222	5-13/2-10	.385/.200	15-22/4-10	.682/.400	40/23	26/2	13/28	8/1	2/17	11/22
CHARLOTTE	46/28	36/33	82-61	+21	30-54/24-53	.556/.453	4-13/3-8	.308/.375	18-26/10-13	.692/.769	37/20	21/16	15/18	7/3	7/9	14/23
#9/8 Duke	17/22	34/29	51-50	+1	20-53/18-57	.377/.316	3-12/4-19	.250/.211	8-16/10-13	.500/.769	36/44	8/8	18/22	5/8	12/8	15/16
SAVANNAH STATE	60/22	51/27	111-49	+62	38-65/21-59	.565/.356	1-8/1-14	.125/.071	34-47/6-11	.723/.545	56/21	23/8	12/20	6/2	1/18	12/31
Hampton	37/25	32/24	69-49	+20	25-55/18-52	.455/.346	9-19/5-17	.474/.294	10-16/8-13	.625/.615	48/21	19/8	18/10	7/1	2/5	19/18
Central Michigan	37/24	43/21	80-45	+35	37-72/18-59	.514/.305	3-17/2-12	.176/.167	3-9/7-9	.333/.778	48/36	21/7	16/23	6/1	14/6	7/12
Liberty	44/20	40/24	84-44	+40	31-64/18-55	.484/.327	5-11/2-12	.455/.167	17-26/6-6	.654/1.000	46/30	20/10	8/18	6/9	10/4	12/21
AUBURN	34/17	43/41	77-58	+19	30-62/21-62	.484/.339	3-11/4-14	.273/.286	14-23/12-14	.609/.857	42/34	17/8	18/16	6/6	8/11	16/26
LSU	37/22	38/29	75-51	+24	27-53/22-64	.509/.344	8-21/1-7	.381/.143	13-18/6-16	.722/.375	30/26	18/4	23/18	7/1	8/13	19/20
Alabama	48/30	54/29	102-59	+43	37-58/19-51	.638/.373	11-21/4-15	.524/.267	17-20/17-22	.850/.773	55/37	22/7	7/17	7/1	8/4	15/15
#10/11 KENTUCKY	35/38	33/22	68-60	+8	23-68/22-67	.338/.328	4-16/4-15	.250/.267	18-26/12-14	.692/.857	53/37	12/11	16/11	10/8	3/10	13/22
Mizzou	25/20	35/29	60-49	+11	21-58/16-54	.362/.296	4-17/7-22	.235/.318	14-23/10-15	.609/.667	51/33	6/6	14/14	5/0	5/7	18/24
Florida	40/17	37/25	77-42	+35	32-54/19-70	.593/.271	4-10/1-15	.400/.067	9-14/3-4	.643/.750	42/35	16/6	16/15	5/2	9/4	13/20
#12/10 TEXAS A&M	39/31	40/30	79-61	+18	27-55/24-62	.491/.387	1-4/3-8	.250/.375	24-30/10-16	.800/.625	43/29	13/11	16/16	7/3	9/8	20/22
ALABAMA	38/21	47/33	85-54	+31	33-58/19-53	.569/.358	2-13/6-18	.154/.333	17-25/10-13	.680/.769	37/22	20/10	19/21	6/1	12/9	16/22
Ole Miss	36/29	41/30	77-59	+18	24-51/23-57	.471/.404	4-9/5-20	.444/.250	25-40/8-22	.625/.364	40/36	12/10	10/16	5/0	7/7	17/32
#22/21 Georgia	30/14	28/21	58-35	+23	22-57/12-58	.386/.207	6-16/2-19	.375/.105	8-18/9-15	.444/.600	50/38	10/5	19/17	10/3	4/7	21/19
#2/2 Connecticut	31/47	31/40	62-87	(25)	26-66/31-56	.394/.554	5-9/8-11	.556/.727	5-10/17-23	.500/.739	37/34	9/18	17/11	1/6	6/8	18/11
LSU	48/20	38/42	86-62	+24	31-59/25-70	.525/.357	7-12/1-7	.583/.143	17-22/11-13	.773/.846	39/36	18/13	21/20	6/4	12/12	13/19
VANDERBILT	46/27	43/32	89-59	+30	31-59/25-52	.477/.481	5-13/2-4	.385/.500	22-26/7-13	.846/.538	43/23	20/12	16/22	2/2	14/7	15/23
Arkansas	38/31	35/25	73-56	+17	25-48/22-54	.521/.407	7-17/6-12	.412/.500	16-20/6-12	.800/.500	34/24	16/12	18/15	1/11	9/7	16/18
#6/6 TENNESSEE	36/33	35/33	71-66	+5	30-70/26-60	.429/.433	1-8/3-13	.125/.231	10-14/11-14	.714/.786	46/33	13/10	5/6	3/1	5/2	12/14
#1/1/3 MISS. STATE	39/26	30/24	69-50	+19	26-51/19-55	.510/.345	1-6/7-23	.167/.304	16-24/5-9	.667/.556	36/30	11/14	16/20	5/4	12/6	15/22
#13/15 Kentucky	22/27	34/40	56-67	(11)	20-62/19-60	.323/.317	6-22/2-13	.273/.154	10-20/27-35	.500/.771	45/45	10/7	20/11	12/6	5/9	25/20
Arkansas	31/17	27/19	58-36	+22	24-54/11-57	.444/.193	2-10/4-15	.200/.267	8-12/10-15	.667/.667	44/32	16/9	13/8	15/3	4/5	14/16
LSU	27/31	47/23	74-54	+20	29-54/20-52	.537/.385	5-16/6-12	.313/.500	11-16/8-14	.688/.571	36/25	21/13	17/16	5/1	10/7	11/17
#5/5 Tennessee	29/26	33/20	62-46	+16	25-57/18-54	.439/.333	5-13/4-12	.385/.333	7-9/6-12	.778/.500	38/32	12/8	9/10	6/2	4/3	11/19
SAVANNAH STATE	43/30	38/18	81-48	+33	34-53/17-51	.642/.333	3-11/2-9	.273/.222	10-15/12-19	.667/.632	33/24	23/4	15/15	5/2	10/8	20/17

Note: Game totals are displayed in the format TEAM/OPPONENT for each category



**2014-15 South Carolina Basketball**  
**#3/4 South Carolina Season Schedule/Results & Leaders (as of Mar 20, 2015)**  
**All games**



<b>RECORD:</b>	<b>OVERALL</b>	<b>HOME</b>	<b>AWAY</b>	<b>NEUTRAL</b>
ALL GAMES	31-2	15-0	9-2	7-0
CONFERENCE	15-1	8-0	7-1	0-0
NON-CONFERENCE	16-1	7-0	2-1	7-0

<b>Date</b>	<b>Opponent</b>	<b>Score</b>	<b>Att.</b>	<b>High Points</b>	<b>High Rebounds</b>
11/15/14	SOUTHERN CAL	w 70-61	10057	(18)COATES, Alaina (18)MITCHELL, Tiffany	(13)COATES, Alaina
11/20/14	CLEMSON	w 99-41	11012	(18)WILSON, A'ja	(10)COATES, Alaina
11/23/14	SAN DIEGO STATE	w 89-38	10301	(20)MITCHELL, Tiffany	(9)WILSON, A'ja
11/27/14	@vs Wisconsin	w 67-44	167	(11)WILSON, A'ja	(9)COATES, Alaina
11/28/14	@vs #22/22 Syracuse	w 67-63	342	(21)MITCHELL, Tiffany	(10)WILSON, A'ja
12/01/14	NC CENTRAL	w 90-26	8823	(16)WILSON, A'ja	(8)WILSON, A'ja
12/04/14	CHARLOTTE	w 82-61	9629	(17)WILSON, A'ja	(13)COATES, Alaina
12/07/14	at #9/8 Duke	w 51-50	6004	(11)DOZIER, Asia	(10)COATES, Alaina
12/14/14	SAVANNAH STATE	w 111-49	9605	(23)WILSON, A'ja	(10)COATES, Alaina
12/17/14	at Hampton	w 69-49	4000	(20)MITCHELL, Tiffany	(13)COATES, Alaina
12/20/14	<vs Central Michigan	w 80-45	2858	(18)MITCHELL, Tiffany	(12)IBIAM, Elem
12/21/14	<vs Liberty	w 84-44	2659	(17)WILSON, A'ja	(10)WILSON, A'ja
01/02/15	*AUBURN	w 77-58	16465	(12)WILSON, A'ja (12)WELCH, Aleighsa	(14)COATES, Alaina
01/04/15	*at LSU	w 75-51	3438	(21)WILSON, A'ja	(13)WILSON, A'ja
01/08/15	*at Alabama	w 102-59	2454	(20)COATES, Alaina	(5)WILSON, A'ja
01/11/15	*#10/11 KENTUCKY	w 68-60	17156	(19)MITCHELL, Tiffany	(11)WELCH, Aleighsa
01/15/15	*at Mizzou	w 60-49	1440	(19)MITCHELL, Tiffany	(14)WELCH, Aleighsa
01/19/15	*at Florida	w 77-42	1503	(18)MITCHELL, Tiffany	(13)COATES, Alaina
01/26/15	*#12/10 TEXAS A&M	w 79-61	13546	(18)WILSON, A'ja	(11)COATES, Alaina
01/29/15	*ALABAMA	w 85-54	11927	(17)WILSON, A'ja	(10)COATES, Alaina
02/01/15	*at Ole Miss	w 77-59	1935	(21)CUEVAS, Bianca	(10)COATES, Alaina
02/05/15	*at #22/21 Georgia	w 58-35	4896	(16)CUEVAS, Bianca	(14)WELCH, Aleighsa
02/09/15	at #2/2 Connecticut	62-87 L	10167	(17)MITCHELL, Tiffany (17)WELCH, Aleighsa	(11)WELCH, Aleighsa
02/12/15	*LSU	w 86-62	12342	(26)WILSON, A'ja	(9)WELCH, Aleighsa
02/15/15	*VANDERBILT	w 89-59	15255	(20)WILSON, A'ja (20)MITCHELL, Tiffany	(9)WELCH, Aleighsa
02/19/15	*at Arkansas	w 73-56	1531	(15)MITCHELL, Tiffany	(11)COATES, Alaina
02/23/15	*#6/6 TENNESSEE	w 71-66	14390	(19)WELCH, Aleighsa	(14)WELCH, Aleighsa
02/26/15	*#11/13 MISS. STATE	w 69-50	15047	(16)MITCHELL, Tiffany	(7)WILSON, A'ja (7)COATES, Alaina
03/01/15	*at #13/15 Kentucky	56-67 L	7560	(16)WILSON, A'ja	(19)WILSON, A'ja
03/06/15	^vs Arkansas	w 58-36	4630	(12)MITCHELL, Tiffany	(9)IBIAM, Elem
03/07/15	^vs LSU	w 74-54	5524	(16)COATES, Alaina	(10)WELCH, Aleighsa
03/08/15	^vs #5/5 Tennessee	w 62-46	5819	(17)MITCHELL, Tiffany	(8)WELCH, Aleighsa (8)COATES, Alaina
3/20/15	\$SAVANNAH STATE	w 81-48	10644	(15)WILSON, A'ja	(9)WILSON, A'ja

\* = SEC game  
@ = Junkanoo Jam (Freeport, Bahamas)  
< = Subway Classic (Minneapolis)  
^ = SEC Tournament (N. Little Rock, Ark.)

<b>Attendance Summary</b>	<b>Games</b>	<b>Attend</b>	<b>Avg/Game</b>
Home	15	186199	12413
Away	11	44928	4084
Neutral	7	21999	3143
Total	33	253126	7670