

Media Relations: Diana Koval
 Office: 803.777.7977
 Cell: 314.369.6050
 Email: dkoval@mailbox.sc.edu
 Website: www.GamecocksOnline.com
 Twitter: @GamecocksOnline or @GamecockWBB
 Facebook: www.Facebook.com/GamecocksOnline

WOMEN'S BASKETBALL

SOUTH CAROLINA

Game 11
 Dec. 19, 2012
 7:30 p.m.
 Columbia, S.C.
 Colonial Life Arena (18,000)

2012-13 Schedule

Fri., Nov. 9	Elon	Columbia, S.C.	W, 77-44
Mon., Nov. 12	at Louisiana Tech	Ruston, La.	W, 82-58
Thu., Nov. 15	Savannah State (SPSO)	Columbia, S.C.	W, 78-47
Sun., Nov. 18	Clemson (SPSO)	Columbia, S.C.	W, 64-43
<i>U.S. Virgin Islands Paradise Jam</i>			
Thu., Nov. 22	vs. Hampton	St. Thomas	W, 45-34
Fri., Nov. 23	vs. Florida Gulf Coast	St. Thomas.	W, 65-46
Sat., Nov. 24	vs. DePaul	St. Thomas	W, 55-46
Wed., Nov. 28	Drexel	Columbia, S.C.	W, 58-55 (OT)
Sun., Dec. 2	at Seton Hall	South Orange, N.J.	W, 55-42
Sun., Dec. 9	Furman (SPSO)	Columbia, S.C.	W, 69-35
Wed., Dec. 19	#1/1 Stanford (FSN)	Columbia, S.C.	7:30 p.m.
Fri., Dec. 21	South Carolina State	Columbia, S.C.	Noon
Sat., Dec. 29	Western Carolina	Columbia, S.C.	7 p.m.
Thu., Jan. 3	Tennessee* (SPSO)	Columbia, S.C.	9 p.m.
Sun., Jan. 6	at Mississippi State*	Starkville, Miss.	3 p.m.
Thu., Jan. 10	Vanderbilt*	Columbia, S.C.	7 p.m.
Sun., Jan. 13	at Georgia* (CSS)	Athens, Ga.	1 p.m.
Thu., Jan. 17	LSU*	Columbia, S.C.	7 p.m.
Sun., Jan. 20	at Florida* (FSF)	Gainesville, Fla.	1 p.m.
Thu., Jan. 24	Kentucky* (SPSO)	Columbia, S.C.	7 p.m.
Sun., Jan. 27	at Arkansas*	Fayetteville, Ark.	3 p.m.
Sun., Feb. 3	Auburn*	Columbia, S.C.	3 p.m.
Thu., Feb. 7	at Alabama*	Tuscaloosa, Ala.	7:30 p.m.
Sun., Feb. 10	Texas A&M*	Columbia, S.C.	3:30 p.m.
Thu., Feb. 14	at Kentucky*	Lexington, Ky.	7 p.m.
Sun., Feb. 17	at Mississippi* (SECN)	Oxford, Miss.	2 p.m.
Sun., Feb. 24	Mississippi State*	Columbia, S.C.	3 p.m.
Thu., Feb. 28	at Missouri*	Columbia, Mo.	8 p.m.
Sun., Mar. 3	Florida* (SPSO)	Columbia, S.C.	1 p.m.
<i>SEC Tournament</i>			
Wed. Mar. 6	First Round	Duluth, Ga.	TBA
Thu., Mar. 7	Second Round	Duluth, Ga.	TBA
Fri., Mar. 8	Quarterfinals	Duluth, Ga.	TBA
Sat., Mar. 9	Semifinals	Duluth, Ga.	TBA
Sun., Mar. 10	Final	Duluth, Ga.	TBA

* indicates SEC game

All Times Listed as Eastern

Television outlet listed in parentheses – SPSO is SportSouth; FSN is SportsSouth, Fox Sports Southwest and Sun Sports; SECN is SEC Network; CSS is Charter Sports Southeast; FSF is Fox Sports Florida.

		South Carolina Gamecocks (10-0)	
		Head Coach: Dawn Staley Record at Carolina: 77-58 (5th season) Career Record: 249-138 (13th season) Career vs. Stanford: 0-4	
		Stanford Cardinal (9-0)	
		Head Coach: Tara VanDerveer Record at Stanford: 718-149 (27th season) Career Record: 870-200 (34th season) Career vs. South Carolina: 4-0	

Game Information

SU Series: Stanford leads 4-0
Television: FSN South (Andy Demetra and Debbie Antonelli)
In Columbia: Stanford leads 1-0
Radio: WISW 1320 AM (Brad Muller); GamecocksOnline.com
In Palo Alto: Stanford leads 2-0
Neutral Site: Stanford leads 1-0
Tickets: \$7 adult, \$4 youth (17 & under) at halftime of men's game
Live Stats: GamecocksOnline.com

South Carolina Notables

- South Carolina men's and women's basketball teams and staff will wear green ribbons during Wednesday's doubleheader to honor the victims of the tragedy at Sandy Hook Elementary School in Newtown, Conn.
- This is the ninth time the Gamecocks are facing the nation's top team, looking for their first win over a No. 1-ranked opponent.
- For the first time under head coach Dawn Staley, just one of the team's top three scorers is a guards as forwards Aleighsa Welch (11.9 ppg) and Ashley Bruner (11.0 ppg) are first and third, respectively, on the season.
- The Gamecocks have held eight of their 10 opponents under 50 points this season and rank second in the nation in scoring defense.
- South Carolina is also second in the nation in rebounding margin (+16.4). A Gamecock has pulled down double-digit rebounds in a game 12 times this season, compared to just seven all of 2011-12.

Tale of the Tape

Stanford	SC
9-0	Overall Record..... 10-0
0-0	Conference Record 0-0
3-0	Home Record 5-0
4-0	Away Record 2-0
2-0	Neutral Record 3-0
78.6	Points Per Game 64.8
51.1	Opp. Points Per Game..... 45.0
.518	Field Goal %age..... .414
.316	Opp. Field Goal %age318
.365	3-Pt. Field Goal %age243
.258	Opp. 3-Pt. Field Goal %age..... .287
.710	Free Throw %age..... .519
10.3	FTs Made Per Game 12.4
15.8	Assists Per Game 10.4
-0.8	Turnover Margin +2.4
45.2	Rebounds Per Game 45.7
+14.6	Rebounding Margin..... +16.4
5.6	Steals Per Game..... 9.5
4.9	Blocked Shots Per Game 3.3










Uniform Patch



The Gamecocks continue to wear the patch added to their uniforms last season to honor teammate Shelbretta Ball, who was medically disqualified from playing in Fall 2011. The team wanted Brett and everyone watching to know that she will always be an integral part of them and whatever they achieve this season.

Additionally, senior guard Ieasia Walker changed her jersey number this season to honor her teammate who was slated to wear that number prior to being medically disqualified.

2012-13 South Carolina Media Roster

2		Ileasia Walker • 5-8 • Sr. • Guard Amityville, N.Y. (Copiague) <i>eye-EE-shuh Walker</i>	LAST GAME: 9 pts., 3 rebs., 5 stls. in 21 min. NOTABLE: Is sixth in SEC in minutes played (31.0) ... Ranks third among active SEC players in career steals (186) ... Played 43 minutes vs. Drexel, locking down top scorer for final nine minutes to finish off comeback ... Changed jersey number to recognize teammate Shelbretta Ball.	Career Highs PTS: 30 vs. Clemson, 11/18/10 REB: 11 at Ole Miss, 3/3/11 AST: 8 at LA Tech, 11/12/12 STL: 6 vs. Furman, 12/11/11 BLK: 2, 5x, at Purdue, 3/19/12 MIN: 43, 2x, vs. Drexel, 11/28/12
		PPG 8.6 RPG 3.3 APG 2.8 FG% .333 FT% .607		
5		Khadijah Sessions • 5-8 • Fr. • Guard Myrtle Beach, S.C. (Myrtle Beach) <i>kuh-DEE-zhub Sessions</i>	LAST GAME: 7 pts., 2 assts., 2 rebs. in 23 min. NOTABLE: Hit first career 3-pointer vs. Florida Gulf Coast ... Parade HS All-American ... Rated No. 7 points guard and No. 40 player overall in 2012 class by ESPN Hoopgurlz ... Dynamic playmaker.	Career Highs PTS: 8 vs. Elon, 11/9/12 REB: 3 vs. Savannah St., 11/15/12 AST: 4 vs. Savannah St., 11/15/12 STL: 3 vs. Savannah St., 11/15/12 BLK: 1 vs. Furman, 12/9/12 MIN: 23 vs. Furman, 12/9/12
		PPG 4.6 RPG 1.1 APG 1.2 FG% .390 FT% .545		
12		Wilka Montout • 6-3 • Jr. • Center Cayenne, French Guiana (NE Okla. A&M) <i>WIL-kuh mawn-TOO</i>	LAST GAME: 10 pts., 3 rebs., 2 blks. in 23 min. NOTABLE: Found offensive rhythm vs. Furman, hitting four FGs ... Grabbed five of six boards at Savannah State on offensive end ... Third-Team JUCO All-American in 2011-12 ... Multi-faceted post who can stretch defenses with mid-range and outside shooting.	Career Highs PTS: 12 at LA Tech, 11/12/12 REB: 6 vs. Savannah St., 11/15/12 AST: 2 vs. Elon, 11/9/12 STL: 1, 3x, vs. Hampton, 11/22/12 BLK: 2 vs. Furman, 12/9/12 MIN: 24 vs. Sav. St., 11/15/12
		PPG 4.5 RPG 2.4 APG 0.5 FG% .309 FT% .615		
20		Sancheon White • 5-10 • Sr. • Guard Hammon, Ind. (Central Arizona College) <i>SAN-chee-aun White</i>	LAST GAME: 2 pts., 2 rebs., 2 assts. in 23 min. NOTABLE: Two double-figure scoring games ... Hit tying 3-pointer to send Drexel game to OT and blocked potential game-tying 3-point attempt in last 10 seconds of OT ... Solid lockdown defender with expanding offensive and rebounding skills.	Career Highs PTS: 11 vs. FGCU, 11/23/12 REB: 13 at Auburn, 1/19/12 AST: 3, 2x, vs. Presby., 11/27/11 STL: 3, 3x, vs. Furman, 12/9/12 BLK: 4 vs. Drexel, 11/28/12 MIN: 40 vs. Drexel, 11/28/11
		PPG 6.0 RPG 4.2 APG 1.1 FG% .381 FT% .750		
21		Ashley Bruner • 6-0 • Sr. • Guard Norman, Okla. (Norman) <i>Ashley BREW-ner</i>	LAST GAME: 2 pts., 5 rebs. (4 off.) in 21 min. NOTABLE: Has led team in points, rebounds or both in seven of 10 games ... Posted six double-digit scoring games ... Ranks 10th in SEC in rpg and seven in offensive rpg (3.6) ... Snagged 500th career rebound at Seton Hall ... Is fourth among current SEC players with 507 career rebounds.	Career Highs PTS: 18 vs. Savannah St., 12/5/10 REB: 18 vs. Penn St., 11/20/11 AST: 4 vs. Savannah St., 12/21/11 STL: 5 at Seton Hall, 12/2/12 BLK: 4, 2x, vs. Sav. St., 12/5/10 MIN: 37 vs. DePaul, 11/24/12
		PPG 11.0 RPG 7.3 APG 1.2 FG% .500 FT% .250		
24		Aleighsa Welch • 6-0 • So. • Forward Goose Creek, S.C. (Goose Creek) <i>uh-LEE-sub Welch</i>	LAST GAME: 11 pts., 3 rebs. in 17 min. NOTABLE: Leads SEC and is 17th in nation with five double-doubles ... Leads SEC in offensive rpg (5.0) and is second in total rpg (9.5) ... Leads team in scoring ... Career-high 15 rebs. vs. Drexel are second-most in SEC this season.	Career Highs PTS: 19 vs. Vanderbilt, 1/15/12 REB: 15 vs. Drexel, 11/28/12 AST: 2 vs. Furman, 12/11/11 STL: 3, 2x, vs. Elon, 11/9/12 BLK: 4 at NC State, 12/4/11 MIN: 42 vs. Drexel, 11/28/12
		PPG 11.9 RPG 9.5 APG 0.4 FG% .662 FT% .696		
25		Tiffany Mitchell • 5-9 • Fr. • Guard Charlotte, N.C. (Providence Day)	LAST GAME: 16 pts., 4 rebs., 5 stls. in 29 min. NOTABLE: Among SEC's top 30 scorers and is 16th in rebounding ... Scored 10+ points in last three games (six this season) ... Posted first career double-double at Seton Hall (14 pts/11 reb) ... Gatorade North Carolina Player of the Year, NC Miss Basketball and Parade HS All-American.	Career Highs PTS: 16, 2x, vs. Furman, 12/9/12 REB: 11, 2x, at Seton Hall, 12/2/12 AST: 4 vs. Sav. St., 11/15/12 STL: 5 vs. Furman, 12/9/12 BLK: — MIN: 32 vs. Clemson, 11/18/12
		PPG 11.2 RPG 6.3 APG 1.7 FG% .478 FT% .450		
31		Asia Dozier • 5-10 • Fr. • Guard Columbia, S.C. (Spring Valley) <i>Asia DOE-zhur</i>	LAST GAME: 4 pts., 2 rebs. in 21 min. NOTABLE: Struggling to find shooting stroke, but still working to contribute other things team needs to be successful ... Gatorade South Carolina Player of the Year and SC Miss Basketball ... Father, Perry, and uncle Terry both played basketball at South Carolina.	Career Highs PTS: 11 vs. Sav. St., 11/15/12 REB: 10 vs. Elon, 11/9/12 AST: 5 at LA Tech, 11/12/12 STL: 2 at LA Tech, 11/12/12 BLK: 1, 2x, vs. Furman, 11/9/12 MIN: 26 vs. Elon, 11/9/12
		PPG 3.4 RPG 2.9 APG 1.0 FG% .179 FT% .636		
33		Elem Ibiam • 6-3 • So. • Center Fayetteville, Ga. (Fayette County) <i>ELL-um IB-ee-um</i>	LAST GAME: 8 pts. (4-8 FG), 9 rebs. in 22 min. NOTABLE: Scored season-high eight points against Furman ... Grabbed career-high 11 rebounds against Elon, six offensive ... Working hard on post presence and awareness of defenses.	Career Highs PTS: 8 vs. Furman, 12/9/12 REB: 11 vs. Elon, 11/9/12 AST: 2 vs. E. Mich., 3/17/12 STL: 1, 3x, vs. Elon, 11/9/12 BLK: 5 vs. E. Mich., 3/17/12 MIN: 22 vs. Furman, 12/9/12
		PPG 3.0 RPG 4.3 APG 0.1 FG% .321 FT% .400		

Starter

Reserve

Quick Facts

The University

Location: Columbia, S.C.
Founded: 1801
Enrollment: 30,721
Colors: Garnet (PMS 202C) and Black
Nickname: Gamecocks
Conference: Southeastern
President: Dr. Harris Pastides
Athletics Director: Ray Tanner
Facility: Colonial Life Arena (18,000)

Coaching Staff

Head Coach: Dawn Staley
Alma Mater: Virginia, 1992
Overall Record: 249-138 (13th season)
School Record: 77-58 (5th season)
Assoc. Head Coach (Alma Mater):
 Lisa Boyer (Ithaca, 1972)
Assistant Coaches (Alma Mater):
 Nikki McCray (Tennessee, 1995)
 Darius Taylor (Michigan, 2000)

Team Information

2011-12 Record: 25-10
 Home: 12-3 Away: 9-5 Neutral: 4-2
SEC Record (Finish): 10-6 (T-4th)
 Home: 6-2 Away: 4-4
Letterwinners Returning/Lost: 6/7
Starters Returning/Lost: 1/4

Program History

First Year of Women's Basketball: 1974-75
All-Time Record: 657-487 (38 seasons)
All-Time SEC Record: 91-192 (21 seasons)
NCAA Appearances (Last): 9 (2012)
NCAA Tournament Record: 10-9
WNIT Appearances (Last): 4 (2011)
WNIT Record: 3-4

Media Relations

Women's Basketball Contact: Diana Koval
Office: 803.777.7977
Cell: 314.369.6050
Email: dkoval@mailbox.sc.edu
Press Row Phone: 803.777.6182
Athletics Department on the Web
Website: GamecocksOnline.com
Twitter: @GamecocksOnline.com
Facebook: Facebook.com/GamecocksOnline
YouTube: YouTube.com/GamecocksOnline
Women's Basketball on Twitter
Team: @GamecockWBB
Head Coach: @DawnStaley

Current Gamecock Streaks

	Total	Home	Road	Neut.
Overall	W10	W6	W3	W3
SEC	W1	W1	L1	—
Non-Conference	W10	W10	W4	W3
Ranked Teams	L1	L2	W1	L2

A South Carolina Win Would...

- Make the Gamecocks 11-0, which would be the out-right school record for wins to open a season.
- Be the program's first ever over a team ranked No. 1 in the nation.
- Be head coach Dawn Staley's 250th career victory.
- Give head coach Dawn Staley her first career coaching win over her former U.S. National Team head coach, Tara VanDerveer.

By the Numbers

- 0 Points the Gamecocks allowed Drexel leading scorer Hollie Mershon in the final nine minutes of the game to key their comeback from a 14-point halftime deficit
- 1 Rank of sophomore Aleighsa Welch in double-doubles in the SEC, a category in which she also ranks 17th in the nation
- 2 South Carolina's ranking nationally in scoring defense (45.0 ppg) and rebounding margin (+16.4)
- 4 Games this season in which the Gamecocks have out-rebounded their opponent by 20 or more – vs. Florida Gulf Coast (+26; Nov. 24), vs. Hampton (+25; Nov. 22), vs. Savannah State (+24; Nov. 15) and Elon (+20; Nov. 9)
- 6 Double-digit rebound games this season by sophomore Aleighsa Welch, which is tied for the lead in the SEC
- 7 Double-doubles recorded by the Gamecocks this season after last season's squad posted just two
- 8 Games in school history played against a team ranked No. 1 in the nation
- 10 Rebounds more than Drexel that South Carolina collected after halftime, turning a nine-rebound deficit at the break into a 38-37 advantage at the final horn
- 14 Deficit at halftime for the Gamecocks against Drexel before coming back to win in overtime, the largest deficit South Carolina has overcome since rallying from 18 points down with 8:15 to play in the first half against LSU on Jan. 6, 2011 and the largest second-half deficit overcome by the Gamecocks in the Dawn Staley era

The Stanford Series

The Gamecocks and Cardinal have met four times, most recently in the 2012 NCAA Tournament Sweet 16. Stanford has won all four meetings, including last season's 76-60 decision in Fresno, Calif., as the Cardinal went on to the Final Four. South Carolina has hosted Stanford once before – a 78-47 Cardinal victory on Dec. 19, 2008.

Scouting the Cardinal

Stanford comes to Columbia as the top team in the nation behind an undefeated record. The Cardinal reached that plateau because they do almost everything well and with unfailing precision. Stanford is second in the nation in turnovers per game (11.9), third in field goal percentage (.518), fifth in assist-to-turnover ratio (1.33), seventh in rebounding margin (+14.6) and ninth in field goal percentage defense (.316). It is also among the country's top 20 in scoring (78.6 ppg, 12th).

Junior forward Chiney Ogwumike leads the Cardinal, averaging a double-double with 22.0 points and 11.9 rebounds. She ranks among the nation's top 15 in both scoring and rebounding and leads the country in field goal percentage, hitting 65.6 percent of her attempts.

Senior Joslyn Tinkle is not far behind her frontcourt mate, scoring 15.9 points per game on 55.0 percent shooting. Sophomore Amber Orrange rounds out the trio of double-digit scorers with her 10.6 points per game.

Stanford head coach Tara VanDerveer is in her 27th season, leading the Cardinal to a 718-149 record, which pushes her career record to 870-200 in her 34th season.

2012-13 Roster

No.	Name	Pos.	Ht	Yr.	Hometown/Last School
2	Ieasia Walker	G	5-8	Sr.	Amyville, N.Y./Copiague
5	Khadijah Sessions	G	5-8	Fr.	Myrtle Beach, S.C./Myrtle Beach
12	Wilka Montout	C	6-3	Jr.	French Guiana/NE Okla. A&M
15	Tiffany Davis	G	5-7	Fr.	Houston Texas/Westbury Christian
20	Sancheon White	G	5-10	Sr.	Hammond, Ind./Central Arizona
21	Ashley Bruner	F	6-0	Sr.	Norman, Okla./Norman
23	Tina Roy	G	5-11	So.	Kaplan, La./Kaplan
24	Aleighsa Welch	F	6-0	So.	Goose Creek, S.C./Goose Creek
25	Tiffany Mitchell	G	5-9	Fr.	Charlotte, N.C./Providence Day
31	Asia Dozier	G	5-10	Fr.	Columbia, S.C./Spring Valley
33	Elem Ibiam	C	6-3	So.	Fayetteville, Ga./Fayette County

Head Coach: Dawn Staley
Associate Head Coach: Lisa Boyer
Assistant Coaches: Nikki McCray, Darius Taylor

Gamecocks' Five-Second Count

With a complementary blend of youth and experience, South Carolina has opened the season 10-0 for the first time since the 1981-82 team also won its first 10 contests. The Gamecocks have shown they have diverse offensive options and are dominant on the glass this season while the defense has dropped off very little from last season's NCAA Tournament Sweet 16 effort. Three Gamecocks average double-figure points with two other netting six or more points per game. South Carolina ranks second in the nation with a +16.4 rebounding margin and has three players ranked among the SEC's top 20 rebounders. Defensively, the Gamecocks have held eight of their 10 opponents this season under 50 points and limited five of the 10 to under 30 percent field goal shooting, including Hampton which hit just 19.3 percent (11-57) from the field for the second-lowest opponent field goal percentage of the Staley era.

Familiarity Breeds Competition

For the fourth time this season, South Carolina head coach Dawn Staley has strong ties to her counterpart on the opposing team's bench. Stanford head coach Tara VanDerveer was Staley's head coach on the U.S. Women's National Team in 1995-96, the first time the group went into residency for a full year to prepare for the 1996 Olympic Games. That group of players went 52-0, culminating in an Olympic gold medal, the first of Staley's three during her playing career.

Staley came out on top in each of this season's first three outings against her former teammates or coaches – vs. Charlotte Smith of Elon, at Teresa Witherspoon's Louisiana Tech team and at Anne Donovan of Seton Hall. If she continues that trend tonight, it will be her first head coaching win over a VanDerveer-coached squad.

Against the Best

South Carolina women's basketball has faced the nation's top team eight times in program history, including four games in Columbia, but the Gamecocks are looking for their first-ever win against a top-ranked opponent. Tonight's meeting is the second against the No. 1 team in the country during the Dawn Staley era as Connecticut brought the highest ranking into Colonial Life Arena on Dec. 28, 2008, in her first season at the helm.

Six of the eight games have been during the course of SEC regular-season play and includes four meetings with Tennessee. Connecticut is the lone non-conference opponent to bring a No. 1 ranking into a game with South Carolina.

The highest ranked team the Gamecocks have defeated is No. 3, which they accomplished twice against the same opponent in two different seasons. South Carolina first defeated a top-three foe on Dec. 29, 1990, when the unranked Gamecocks upended Auburn 83-76 in Columbia. Two seasons later, Auburn returned to Columbia with a No. 3 ranking, and again the unranked Gamecocks claimed the victory, 59-47 on Feb. 27, 1993. The Gamecocks' last win over a top-five team came in a 70-66 decision over then-No. 5 Vanderbilt on Jan. 14, 1998, in Columbia.

Home Sweet Home

South Carolina is in its 11th season at Colonial Life Arena and enjoys a 110-55 (.667) record in that time. Overall, the Gamecocks are 354-152 all-time in home games. Since South Carolina first entered a conference in the 1983-84 season, the Gamecocks are 286-131 in non-conference home games.

Head coach Dawn Staley has amassed a 44-22 home record in her fifth season at the helm, including a 27-5 mark in non-conference action.



Around the SEC (Thru games of Dec. 17)

	SEC Games			Overall		
	W	L	Pct.	W	L	Pct.
Georgia	0	0	.000	11	0	1.000
South Carolina	0	0	.000	10	0	1.000
Arkansas	0	0	.000	9	1	.900
Kentucky	0	0	.000	8	1	.889
Tennessee	0	0	.000	7	1	.875
Missouri	0	0	.000	9	2	.818
Auburn	0	0	.000	8	2	.800
Ole Miss	0	0	.000	6	2	.750
Florida	0	0	.000	8	3	.727
Vanderbilt	0	0	.000	8	3	.727
Alabama	0	0	.000	6	3	.667
LSU	0	0	.000	6	3	.667
Texas A&M	0	0	.000	6	3	.667
Mississippi St.	0	0	.000	5	5	.500

Coming Up

December 19

Texas A&M vs. Kansas St., 3:30 p.m.

Chattanooga at Auburn, 7 p.m.

Mississippi Valley St. at Arkansas, 8 p.m.

Georgia at TCU, 8 p.m.

Grambling at LSU, 8 p.m.

*Rankings are listed as AP/Coaches Poll
All Times Eastern; TV Network in ()*

Deciding in December

South Carolina has a 153-77 (.665) record all-time in the month of December, including a 21-7 (.750) record under fifth-year head coach Dawn Staley. In fact, December is the lone month during which Staley has had a winning record each of her first four seasons. The Gamecocks are 91-22 (.805) at home in the final month of the calendar year with a 51-17 (.750) mark at Colonial Life Arena. South Carolina is 33-30 in road games in December and 24-23 at neutral-site contests during the month.

AP Top 25 (Week of Dec. 17)

1. Stanford	9-0
2. Connecticut	8-0
3. Baylor	8-1
4. Duke	8-0
5. Notre Dame	6-1
6. Georgia	11-0
7. Kentucky	8-1
8. California	7-1
9. Maryland	7-2
10. Tennessee	7-1
11. Penn State	9-2
12. UCLA	7-1
13. Purdue	10-1
14. Louisville	9-2
15. Oklahoma State	8-0
16. Dayton	10-0
17. North Carolina	10-1
18. Oklahoma	8-2
19. Kansas	9-1
20. Texas	6-2
21. South Carolina	10-0
22. Texas A&M	6-3
23. Florida State	8-1
24. West Virginia	7-2
25. Colorado	9-0

USA Today Coaches Top 25 (Week of Dec. 17)

1. Stanford	9-0
2. Connecticut	8-0
3. Baylor	8-1
4. Duke	8-0
5. Notre Dame	6-1
6. Kentucky	8-1
7. Georgia	11-0
8. Maryland	7-2
9. California	7-1
10. Penn State	9-2
11. Tennessee	7-1
12. Purdue	10-1
13. Louisville	9-2
14. Oklahoma State	8-0
15. Dayton	10-0
16. UCLA	7-1
17. South Carolina	10-0
18. Oklahoma	8-2
19. Kansas	9-1
20. West Virginia	7-2
21. Nebraska	8-3
22. Texas A&M	6-3
23. Texas	6-2
24. Ohio State	7-3
25. North Carolina	10-1

Reading the Rankings

South Carolina is ranked in both national polls for the second-straight week. The Gamecocks climbed to No. 21 in the Associated Press Poll this week after finally cracking into that ranking at No. 24 the week of Dec. 10. The USA Today Coaches' Poll has not been released yet this week, but the Gamecocks came in at No. 18 last week.

The Gamecocks were receiving votes in both polls right out of the gate, finally breaking into the coaches poll at No. 24 on Nov. 26 behind a 7-0 record. South Carolina moved up to No. 21 the following week before climbing to No. 18. The AP voters added the Gamecocks to their top 25 at No. 24 the week of Dec. 10 before lifting them to No. 21 this week. It is the program's highest ranking in the poll since finishing the 2002-03 season at No. 16.

Rendering the RPI

With a 10-0 record, including five games away from home, the Gamecocks are among the nation's top 15 in RPI (varies depending on the organization). In the SEC, only Tennessee has a higher RPI than South Carolina.

The Gamecocks' strength of schedule ranks in the top 100 but will continue to build over the course of the season. The Gamecocks are slated to play five teams currently ranked in the top 25 as well as two others that are in the next five vote getters in the AP Poll. That stretch of games begins tonight against No. 1 Stanford and includes a road game at Georgia (6), home and road games against Kentucky (7), and home games against Tennessee (10) and Texas A&M (22). Arkansas and Vanderbilt are just outside the top 25, and South Carolina will take those teams on in road and home games, respectively.

Games Led Team In...

(Tied for team lead in each category included)

Scoring	2012-13	Career	Record
Ashley Bruner	5	11	9-2
Aleighsa Welch	3	7	5-2
Tiffany Mitchell	3	3	3-0
Ieasia Walker	1	21	11-10
Tina Roy	0	2	2-0

Rebounding	2012-13	Career	Record
Ashley Bruner	4	27	15-12
Aleighsa Welch	4	20	17-3
Tiffany Mitchell	3	3	3-0
Elem Ibiam	2	3	3-0
Ieasia Walker	1	9	6-3
Sancheon White	1	4	2-2

Assists	2012-13	Career	Record
Ieasia Walker	5	34	21-13
Ashley Bruner	3	7	5-2
Sancheon White	2	4	4-0
Tiffany Mitchell	2	2	2-0
Khadijah Sessions	1	1	1-0
Aleighsa Welch	1	1	1-0
Tina Roy	0	1	1-0

Miscellaneous Stats

Double-Doubles	2012-13	Career	Record
Aleighsa Welch	5	5	5-0
Ashley Bruner	1	6	3-3
Tiffany Mitchell	1	1	1-0
Ieasia Walker	0	1	1-0

30+ Points	2012-13	Career	Record
Ieasia Walker	0	1	1-0

20+ Points	2012-13	Career	Record
Ieasia Walker	0	4	2-2

10+ Points	2012-13	Career	Record
Aleighsa Welch	8	18	15-3
Ashley Bruner	6	26	20-6
Tiffany Mitchell	6	6	6-0
Ieasia Walker	4	47	29-18
Sancheon White	2	4	4-0
Wilka Montout	2	2	2-0
Asia Dozier	1	1	1-0
Tina Roy	0	5	4-1

10+ Rebounds	2012-13	Career	Record
Aleighsa Welch	5	6	5-1
Ashley Bruner	2	8	5-3
Tiffany Mitchell	2	2	2-0
Asia Dozier	1	1	1-0
Elem Ibiam	1	1	1-0
Sancheon White	0	1	0-1
Ieasia Walker	0	1	1-0

5+ Assists	2012-13	Career	Record
Ieasia Walker	2	15	12-3
Asia Dozier	1	1	1-0

5+ Steals	2012-13	Career	Record
Ieasia Walker	1	5	3-2
Tiffany Davis	1	1	1-0
Tiffany Mitchell	1	1	1-0

5+ Blocks	2012-13	Career	Record
Elem Ibiam	0	1	1-0

Going Glass

Looking at South Carolina's roster of seven guards and four forwards/centers, the casual observer might think that rebounding would not be the

Scoring Differentials

Largest lead in a win by 36 (71-35), 2nd-7:30 vs. Savannah State, 11/15/12

Largest deficit overcome to win by 14 (36-22), 1st-0:00 vs. Drexel, 11/28/12

Largest lead given up in a loss

Largest deficit in a loss

Team Specialty Stats

South Carolina/Opponent

	Pts. in Paint	Pts. Off TOs	2nd Chance Pts	Fast Break Pts
11/9 Elon	52/18	34/11	22/5	24/8
11/12 at LA Tech	38/30	16/4	22/4	2/2
11/15 Sav. St.	40/20	15/12	19/8	6/4
11/18 Clemson	38/14	15/14	13/11	8/5
11/22 vs. HU	20/12	16/14	15/4	8/6
11/23 vs. FGCU	38/18	23/12	13/4	20/2
11/24 vs. DPU	40/22	6/11	10/8	14/7
11/28 Drexel	26/18	15/6	14/7	12/0
12/2 at SHU	30/22	20/10	13/2	6/10
12/9 Furman	42/12	31/6	17/9	20/7
12/19 Stanford				
12/21 SC State				
12/29 WCU				
1/3 Tenn.				
1/6 at Miss. St.				
1/10 Vandy				
1/13 at Georgia				
1/17 LSU				
1/20 at Fla.				
1/24 Kentucky				
1/27 at Ark.				
2/3 Auburn				
2/7 at Ala.				
2/10 TX A&M				
2/14 at Ky.				
2/17 at Ole Miss				
2/24 Miss. St.				
2/28 at Missouri				
3/3 Florida				

Starters vs. Bench Points

	SC Starters	Opp. Starters	SC Bench	Opp. Bench
11/9 Elon	54	29	23	15
11/12 at LA Tech	58	33	24	25
11/15 Sav. St.	50	42	28	5
11/18 Clemson	51	27	13	16
11/22 vs. HU	34	27	11	7
11/23 vs. FGCU	54	30	11	16
11/24 vs. DPU	47	40	8	6
11/28 Drexel	49	43	9	12
12/2 at SHU	50	38	5	4
12/9 Furman	40	27	29	8
12/19 Stanford				
12/21 SC State				
12/29 WCU				
1/3 Tenn.				
1/6 at Miss. St.				
1/10 Vandy				
1/13 at Georgia				
1/17 LSU				
1/20 at Fla.				
1/24 Kentucky				
1/27 at Ark.				
2/3 Auburn				
2/7 at Ala.				
2/10 TX A&M				
2/14 at Ky.				
2/17 at Ole Miss				
2/24 Miss. St.				
2/28 at Missouri				
3/3 Florida				

Gamecocks' bailiwick, but South Carolina has outrebounded every one of its 10 opponents this season, including four by more 20 or more. The team effort has the Gamecocks ranked second in the nation in rebound margin at +16.4. In comparison, last season's squad out-rebounded its 13 non-conference opponents by just 7.2 boards per game.

While rebounding is a team focus, this season has seen a surge in individual performances. In 2011-12, a Gamecock posted double-figure rebounds just seven times over 35 games. Through just 10 games this season, South Carolina has amassed 12 double-digit rebound efforts, including six from sophomore forward Aleighsa Welch, who is tied for the SEC led in the category.

Twice as Nice

South Carolina forward Aleighsa Welch earned a spot on the 2012 SEC All-Freshman Team despite lacking a key resume bullet for forwards – a double-double. The sophomore has made up for last season's missing ingredient by amassing five through the team's first 10 games this season. She leads the SEC in the category and is 17th nationally. After narrowly missing the mark in the season opener, Welch picked up her first career double-double two games later with a 13-point, 12-rebound effort against Savannah State (Nov. 15). She added two more at the Paradise Jam against Hampton (Nov. 22) and Florida Gulf Coast (Nov. 24) and tacked on her fourth against Drexel (Nov. 28). She made it four in five games with a 14-point/10-rebound effort at Seton Hall (Dec. 2).

Welch leads the team and the SEC with six double-digit rebound games this season and also paces the Gamecocks in double-figure scoring outings with eight.

Posts Up – Spurs Up

For the first time in the Dawn Staley era, only one of the team's top three scorers is a guard. Forwards Aleighsa Welch and Ashley Bruner have been an integral part in the team's 10-0 start this season, averaging 11.8 and 11.0 points, respectively. Welch is shooting a team-best 66.2 percent from the field, while Bruner comes in at 50.0 percent, although both are just shy of the minimum made field goals required to be ranked in the SEC.

The duo are among the league's top 10 rebounders with Welch ranking second at 9.5 per game and Bruner coming in at 7.3. Both are especially proficient on the offensive glass, ranking first and seventh, respectively, in the league. More than half of Welch's 95 total rebounds have come on the offensive end (50), while 49.3 percent of Bruner's have come on a Gamecock miss. Welch has the second-highest single-game rebound total in the SEC this season with her career-high 15 against Drexel.

Working Overtime

After Wednesday's 58-55 win over Drexel, South Carolina is 16-14 all-time in overtime games, including a 1-3 mark in double-overtime contests. Since taking the reins for the 2008-09 season, Gamecock head coach Dawn Staley has amassed a 5-3 record in extended games. South Carolina played a school-record four overtime games in 2010-11, going 2-2, and in 1995-96, going 1-3.

Preseason Predictions

South Carolina was picked by both the media and league's coaches to finish in the middle of the 14-team pack in the Southeastern Conference. The media predicted the Gamecocks would take seventh place, while the coaches slotted South Carolina into sixth.

Senior guard Ieasia Walker drew preseason second-team all-conference honors from both groups. She is the team's lone returning starter and the highest returning scorer from last year's squad. Her 7.9 points per game came with 3.2 assists per outing, which combined to earn her Second-Team All-SEC honors for the second-straight year.

Quick Re-Take

South Carolina put together its best season in a decade last season, reaching the NCAA Tournament Sweet 16 for the first time since 2001-02 and making the program's first ever appearance in the SEC Tournament semifinals. The team's 25 victories tied for the most during the program's time in the SEC, matching that of the 2001-02 team, which advanced to the NCAA Elite Eight.

The Gamecocks found success behind a steady dose of stifling defense, ranked fourth in the nation, and a diversified offense. South Carolina allowed more than 55 points just 12 times in 25 games and held five nationally ranked opponents to that mark or lower. Seven different Gamecocks led the team in scoring, and eight scored in double figures at least once. South Carolina's 14-2 start earned the program's first national ranking since the end of the 2002-03 season, and the Gamecocks finished the season ranked No. 25 by the Associated Press. The team posted the most SEC wins since the 2001-02 squad also had 10. Signature league wins included the program's first sweeps of Vanderbilt and Florida and its first win over Tennessee in Knoxville.

2012-13 Double-Doubles

Aleighsa Welch (5)

11/15	Savannah State	13 pts/12 rebs
11/22	vs. Hampton	16 pts/11 rebs
11/23	vs. Florida Gulf Coast	14 pts/11 rebs
11/28	Drexel	12 pts/15 rebs
12/2	at Seton Hall	14 pts/10 rebs

Ashley Bruner (1)

11/24	vs. DePaul	11 pts/12 rebs
-------	------------	----------------

Tiffany Mitchell (1)

12/2	at Seton Hall	13 pts/11 rebs
------	---------------	----------------

2012-13 Starting Lineups

Lineup	Record	Player	Record
Bruner, Welch, Walker, White, Mitchell	10-0 (1,000)	Ashley Bruner	10-0 (1,000)
		Tiffany Mitchell	10-0 (1,000)
		Ieasia Walker	10-0 (1,000)
		Aleighsa Welch	10-0 (1,000)
		Sancheon White	10-0 (1,000)

Date	Opponent	Result	Forward	Forward	Guard	Guard	Guard
11/9	Elon	W, 77-44	Bruner	Welch	Walker	White	Mitchell
11/12	at Louisiana Tech	W, 82-58	Bruner	Welch	Walker	White	Mitchell
11/15	Savannah State	W, 78-47	Bruner	Welch	Walker	White	Mitchell
11/18	Clemson	W, 64-43	Bruner	Welch	Walker	White	Mitchell
11/22	vs. Hampton	W, 45-34	Bruner	Welch	Walker	White	Mitchell
11/23	vs. Fla. Gulf Coast	W, 65-46	Bruner	Welch	Walker	White	Mitchell
11/24	vs. DePaul	W, 55-46	Bruner	Welch	Walker	White	Mitchell
11/28	Drexel	W, 58-55 (ot)	Bruner	Welch	Walker	White	Mitchell
12/2	at Seton Hall	W, 55-42	Bruner	Welch	Walker	White	Mitchell
12/9	Furman	W, 69-35	Bruner	Welch	Walker	White	Mitchell

South Carolina's Record When...

	SEC Only	All Games
Record.....	0-0.....	10-0
Playing a ranked opponent.....	0-0.....	0-0
Playing at home	0-0.....	5-0
Playing on the road	0-0.....	2-0
Playing at neutral site	0-0.....	3-0
Leading at half	0-0.....	9-0
Trailing at half	0-0.....	1-0
Tied at half	0-0.....	0-0
Playing an overtime game	0-0.....	1-0
0 players score in double-figures	0-0.....	0-0
1 player scores in double-figures	0-0.....	1-0
2 players score in double-figures	0-0.....	3-0
3 players score in double-figures	0-0.....	4-0
4 players score in double-figures	0-0.....	1-0
5 players score in double-figures	0-0.....	1-0
Starters outscore opponent's starters	0-0.....	10-0
Opponent's starters score equal/more	0-0.....	0-0
Bench outscores opponent's bench	0-0.....	6-0
Opponent's bench scores equal/more.....	0-0.....	4-0
Shooting 50% or better	0-0.....	0-0
Shooting between 40-49%	0-0.....	6-0
Shooting between 30-39%	0-0.....	4-0
Shooting less than 30%	0-0.....	0-0
Opponent shoots 50% or better.....	0-0.....	0-0
Opponent shoots between 40-49%	0-0.....	2-0
Opponent shoots between 30-39%	0-0.....	4-0
Opponent shoots less than 30%.....	0-0.....	4-0
Shooting better than opponent.....	0-0.....	8-0
Shooting worse than/equal to opponent	0-0.....	2-0
Having more FTs made than opponent	0-0.....	7-0
Having equal/less FTs made than opponent	0-0.....	3-0
Outrebounding opponent	0-0.....	10-0
Having equal/less rebounds than opponent	0-0.....	0-0
Having more TOs than opponent	0-0.....	3-0
Having equal or less TOs than opponent.....	0-0.....	7-0
Attempting more FT than 3FG.....	0-0.....	8-0
Attempting equal/less FT than 3FG	0-0.....	2-0
Making 5 or more 3FGs.....	0-0.....	4-0
Making less than 5 3FGs.....	0-0.....	6-0
Making no 3 FGs.....	0-0.....	3-0
Attempting 15 or more 3FGs.....	0-0.....	5-0
Attempting less than 15 3FGs.....	0-0.....	5-0

	SEC Only	All Games
No South Carolina players foul out.....	0-0.....	10-0
One or more South Carolina players foul out.....	0-0.....	0-0
Having 10 or more assists.....	0-0.....	4-0
Having less than 10 assists.....	0-0.....	6-0
Scoring more pts. in paint than opponent	0-0.....	10-0
Scoring equal/less pts. in paint than opponent	0-0.....	0-0
Scoring more pts. off TOs than opponent	0-0.....	9-0
Scoring equal/less pts. off TOs than opponent.....	0-0.....	1-0
Scoring more 2nd-chance pts.	0-0.....	10-0
Scoring equal/less 2nd-chance pts.....	0-0.....	0-0
Scoring more fast break pts.....	0-0.....	8-0
Scoring equal/less fast break pts.....	0-0.....	2-0
Wearing white uniforms	0-0.....	7-0
Wearing black uniforms	0-0.....	3-0
Wearing garnet uniforms.....	0-0.....	0-0
Playing in tournaments/classics	0-0.....	3-0
Playing on live television	0-0.....	3-0
Playing in November.....	0-0.....	8-0
Playing in December	0-0.....	2-0
Playing in January	0-0.....	0-0
Playing in February	0-0.....	0-0
Playing in March.....	0-0.....	0-0
Playing during the day.....	0-0.....	6-0
Playing at night.....	0-0.....	4-0
Playing on Sunday.....	0-0.....	3-0
Playing on Monday.....	0-0.....	1-0
Playing on Tuesday.....	0-0.....	0-0
Playing on Wednesday.....	0-0.....	2-0
Playing on Thursday.....	0-0.....	2-0
Playing on Friday	0-0.....	2-0
Playing on Saturday.....	0-0.....	1-0
Margin is 5 pts. or less.....	0-0.....	1-0
Margin is between 6-10.....	0-0.....	1-0
Margin is between 11-20.....	0-0.....	3-0
Margin is more than 20.....	0-0.....	5-0
Having a 20-pt. scorer.....	0-0.....	0-0
Having a 30-pt. scorer.....	0-0.....	0-0
Scoring 49 points or less.....	0-0.....	1-0
Scoring 50-59 points.....	0-0.....	3-0
Scoring 60-69 points.....	0-0.....	3-0
Scoring 70-79 points.....	0-0.....	2-0
Scoring 80-89 points.....	0-0.....	1-0
Scoring 90-99 points.....	0-0.....	0-0

2012-13 Team High / Low

South Carolina	Game Highs		Game Lows	
POINTS	82	at Louisiana Tech 11/12/12	45	vs. Hampton, 11/22/12
FIELD GOALS MADE	31	Savannah State, 11/15/12 Elon 11/9/12	15	vs. Hampton, 11/22/12
FIELD GOAL ATTEMPTS	70	Elon 11/9/12	46	vs. Hampton, 11/22/12
FIELD GOAL PERCENTAGE	.492 (30-61)	at Louisiana Tech 11/12/12	.326 (15-46)	vs. Hampton, 11/22/12
3 PT FIELD GOALS MADE	9	Savannah State, 11/15/12	0	vs. DePaul, 11/24/12 Clemson, 11/18/12 Elon 11/9/12
3 PT FG ATTEMPTS	25	Savannah State, 11/15/12	6	vs. DePaul, 11/24/12
3 PT FG PERCENTAGE	.412 (7-17)	Drexel, 11/28/12	.000 (0-14)	Clemson, 11/18/12 Elon 11/9/12
FREE THROWS MADE	22	Clemson, 11/18/12	7	vs. Florida Gulf Coast, 11/23/12 Savannah State, 11/15/12
FREE THROW ATTEMPTS	35	Clemson, 11/18/12	13	vs. Florida Gulf Coast, 11/23/12 Savannah State, 11/15/12
FREE THROW PERCENTAGE	.640 (16-25)	at Louisiana Tech 11/12/12	.370 (10-27)	vs. Hampton, 11/22/12
REBOUNDS	57	vs. Hampton, 11/22/12	38	at Seton Hall, 12/2/12 Drexel, 11/28/12
ASSISTS	20	at Louisiana Tech 11/12/12	1	vs. DePaul, 11/24/12
STEALS	15	Furman, 12/9/12	4	Savannah State, 11/15/12
BLOCKED SHOTS	9	Furman, 12/9/12	0	vs. Florida Gulf Coast, 11/23/12
TURNOVERS	29	vs. Hampton, 11/22/12	7	at Louisiana Tech 11/12/12
FOULS	19	Clemson, 11/18/12	8	at Seton Hall, 12/2/12

Opponent	Game Highs		Game Lows	
POINTS	58	at Louisiana Tech 11/12/12	34	vs. Hampton, 11/22/12
FIELD GOALS MADE	22	Drexel, 11/28/12	11	Furman, 12/9/12 vs. Hampton, 11/22/12 Clemson, 11/18/12
FIELD GOAL ATTEMPTS	64	vs. DePaul, 11/24/12	44	vs. Florida Gulf Coast, 11/23/12
FIELD GOAL PERCENTAGE	.423 (22-52)	Drexel, 11/28/12	.193 (11-57)	vs. Hampton, 11/22/12
3 PT FIELD GOALS MADE	7	Drexel, 11/28/12 vs. Florida Gulf Coast, 11/23/12	1	Clemson, 11/18/12
3 PT FG ATTEMPTS	29	vs. Florida Gulf Coast, 11/23/12	5	Savannah State, 11/15/12
3 PT FG PERCENTAGE	.583 (7-12)	Drexel, 11/28/12	.100 (1-10)	Clemson, 11/18/12
FREE THROWS MADE	20	Clemson, 11/18/12	2	at Seton Hall, 12/2/12
FREE THROW ATTEMPTS	24	Clemson, 11/18/12 at Louisiana Tech 11/12/12	4	at Seton Hall, 12/2/12
FREE THROW PERCENTAGE	1.000 (10-10)	Furman, 12/9/12	.500 (2-4)	at Seton Hall, 12/2/12
REBOUNDS	37	Drexel, 11/28/12	20	vs. Florida Gulf Coast, 11/23/12
ASSISTS	12	Drexel, 11/28/12 at Louisiana Tech 11/12/12	2	Furman, 12/9/12
STEALS	13	vs. Hampton, 11/22/12	0	Furman, 12/9/12
BLOCKED SHOTS	7	Drexel, 11/28/12 Clemson, 11/18/12	0	vs. DePaul, 11/24/12 at Louisiana Tech 11/12/12
TURNOVERS	24	Furman, 12/9/12	11	vs. DePaul, 11/24/12
FOULS	30	Clemson, 11/18/12	13	Savannah State, 11/15/12

Staley Era Team Records

Scoring

Most	Points
1. at Clemson, 11/19/09	92
2. vs. North Carolina, 12/20/09	85
3. at Louisiana Tech, 11/12/12	82
4. at Alabama, 1/10/10	80
vs. Eastern Michigan, 3/17/12	80

Fewest	Points
1. at Stanford, 11/26/10	32
2. vs. Georgia, 3/4/11	34
3. vs. Mississippi State, 3/5/09	39
4. at Mississippi State, 2/26/09	41
5. at Penn State, 11/16/08	42

Fewest Allowed	Points
1. vs. South Carolina State, 12/14/11	21
2. vs. Presbyterian, 11/27/11	24
3. vs. Furman, 12/11/11	33
vs. Savannah State, 12/5/10	33
5. vs. Hampton, 11/22/12	34
vs. Ohio University, 11/28/08	34

Most Allowed	Points
1. at Clemson, 11/19/09	94
2. vs. North Carolina, 12/20/09	93
3. vs. Xavier, 11/12/10	84
4. at Tennessee, 2/17/11	82
at Florida, 2/22/09	82

Margin of Outcome

Victory	Score	Margin
1. vs. South Carolina State, 12/14/11	66-21	+45
2. vs. Furman, 12/11/11	72-33	+39
3. vs. Furman, 12/9/12	69-35	+34
4. vs. Elon, 11/9/12	77-44	+33
5. vs. Eastern Michigan, 3/17/12	80-48	+32

Defeat	Score	Margin
1. at Stanford, 11/26/10	32-70	-38
2. vs. Georgia, 3/4/11	34-66	-32
3. vs. Stanford, 12/19/08	47-78	-31
4. at Penn State, 11/21/10	48-78	-30
5. vs. Connecticut, 12/28/08	48-77	-29

Field Goals

Made	FGM
1. vs. North Carolina, 12/20/09	34
at Clemson, 11/19/09	34
3. vs. North Carolina, 12/18/11	33
4. vs. Eastern Michigan, 3/17/12	32
5. 6 Times, Last vs. Savannah State, 11/15/12	31
vs. Elon, 11/9/12	31

Attempts	FGA
1. vs. Penn State, 11/20/11	76
2. at Clemson, 11/19/09	74
3. vs. Tennessee, 1/20/11	73
4. vs. NC State, 12/13/09	71
5. vs. Elon, 11/9/12	70
vs. North Carolina, 12/18/11	70
at Florida, 2/22/09	70

Highest Percentage (Min. 40 FGA)	FGM-A	Pct
1. at Alabama, 1/10/10	31-52	.596
2. at Alabama, 2/19/12	25-45	.556
3. vs. Kentucky, 1/14/10	31-56	.554
4. vs. Eastern Michigan, 3/17/12	32-60	.533
5. vs. Presbyterian, 12/28/10	25-48	.521

Lowest Percentage (Min. 40 FGA)	FGM-A	Pct
1. at Stanford, 11/26/10	12-55	.218
2. vs. Georgia, 3/4/11	12-52	.231
3. at Kentucky, 2/5/09	13-55	.236
4. at Georgia, 1/2/11	13-54	.241
5. at Penn State, 11/21/10	17-70	.243

Lowest Allowed	FGM-A	Pct
1. vs. South Carolina State, 12/14/11	6-48	.125
2. vs. Hampton, 11/22/12	11-57	.193
3. vs. Furman, 12/9/12	11-46	.239
vs. Clemson, 11/18/12	11-46	.239
5. vs. Presbyterian, 11/27/11	10-40	.250
vs. Furman, 12/11/11	11-44	.250

Highest Allowed	FGM-A	Pct
1. vs. Connecticut, 12/28/08	35-62	.565
vs. Florida, 1/9/11	26-46	.565
3. vs. Xavier, 11/12/10	34-61	.557
4. at Kentucky, 1/13/11	30-55	.545
5. vs. Vanderbilt, 2/27/11	27-50	.540

3-Point Field Goals

Made	3FGM
1. vs. Savannah State, 11/15/12	0
at Arkansas, 2/6/11	9
at Ole Miss, 1/16/11	9
vs. North Carolina, 12/18/11	9
vs. Ole Miss, 1/26/12	9

Attempts	3FGA
1. vs. Penn State, 11/20/11	29
2. vs. North Carolina, 12/19/10	28
3. vs. Savannah State, 11/15/12	25
at Ole Miss, 1/16/11	25
5. vs. Georgia, 2/16/12	23
vs. Boston University, 12/28/09	23
at Florida, 2/22/09	23

Percentage (Min. 5 3FGA)	3FGM-A	Pct
1. at Alabama, 1/10/10	8-12	.667
vs. Charlotte, 12/21/08	8-12	.667
3. vs. Florida, 2/12/12	8-13	.615
4. at Alabama, 2/19/12	5-9	.556
5. vs. Auburn, 1/17/10	8-15	.533

Free Throws

Made	FTM
1. at Ole Miss, 1/22/09	26
2. vs. Charlotte, 12/21/08	24
3. at Georgia, 1/2/11	23
vs. Auburn, 1/8/09	23
5. vs. Clemson, 11/18/12	22
vs. Savannah State, 12/21/11	22

Attempts	FTM
1. at Xavier, 11/30/11	38
2. vs. Clemson, 11/18/12	35
3. at Georgia, 1/2/11	34
vs. Penn State, 11/22/09	34
at Clemson, 11/19/09	34

Percentage (Min. 10 FTA)	FTM-A	Pct
1. vs. Auburn, 1/2/09	23-26	.885
2. vs. San Diego State, 11/28/09	14-16	.875
3. at Tennessee, 1/7/10	10-12	.833
4. at Auburn, 2/4/10	9-11	.818
5. vs. Davidson, 11/24/08	13-16	.813

Rebounding

Total	Rebs
1. vs. Hampton, 11/22/12	57
2. vs. Elon, 11/9/12	53
vs. Brown, 12/29/09	53
4. vs. High Point, 12/5/08	52
5. vs. Savannah State, 11/15/12	50

Offensive	ORebs
1. vs. Elon, 11/9/12	29
2. vs. College of Charleston, 11/23/11	27
3. vs. Savannah State, 11/15/12	25
vs. Penn State, 11/20/11	25
at Penn State, 11/21/10	25

Defensive	DRebs
1. vs. Hampton, 11/22/12	39
2. vs. Charlotte, 11/16/09	35
3. at Ole Miss, 1/22/09	33
4. vs. DePaul, 11/24/12	32
vs. Jacksonville, 12/30/08	32

Margin	Rebs	Margin
1. vs. Florida Gulf Coast, 11/23/12	46-20	+26
2. vs. Hampton, 11/22/12	57-32	+25
3. vs. Savannah State, 11/15/12	50-26	+24
4. vs. Alabama, 1/23/11	49-27	+22
5. vs. Jacksonville, 12/30/08	45-24	+21

Assists

Game	Assists
1. at Louisiana Tech, 11/12/12	22
vs. Eastern Michigan, 3/17/12	22
3. vs. Alabama, 2/15/09	20
4. vs. North Carolina, 12/18/11	19
at Alabama, 1/10/10	19
vs. North Carolina, 12/20/09	19
vs. High Point, 12/5/08	19

Steals

Game	Steals
1. vs. Furman, 12/11/11	21
2. vs. NC State, 12/12/10	16
vs. USC Upstate, 12/16/08	16
4. vs. Furman, 12/9/12	15
vs. High Point, 12/2/09	15
vs. Davidson, 11/24/08	15

Blocked Shots

Game	Blocks
1. vs. Eastern Michigan, 3/17/12	11
vs. Furman, 12/11/11	11
3. vs. Furman, 12/9/12	9
at NC State, 12/4/11	9
vs. Alabama A&M, 11/14/11	9

Turnovers

Fewest	TOs
1. at Tennessee, 2/2/12	4
2. vs. Georgia, 3/2/12	5
vs. Ole Miss, 3/3/11	5
4. at Louisiana Tech, 11/12/12	7
vs. Tennessee, 3/3/12	7

Most	TOs
1. at Wake Forest, 12/3/08	32
2. vs. Hampton, 11/22/12	29
vs. Kentucky, 1/15/12	29
4. at Kentucky, 1/13/11	28
5. vs. Jacksonville, 12/30/08	26

The Last Time ...

Individual

Scored 50 Points

South Carolina 51, Jocelyn Penn vs. Stetson, 1/4/03
Opponent Never

Scored 40 Points

South Carolina 51, Jocelyn Penn vs. Stetson, 1/4/03
Opponent 46, Cornelia Gayden, LSU, 1/14/95

Scored 30 Points

South Carolina 30, Ieasia Walker vs. Clemson, 11/18/10
Opponent 32, LaQueta Ferguson, Florida International, 11/25/07

Grabbed 20 Rebounds

South Carolina 25, Kelsey Bone vs. Boston University, 12/28/09
Opponent 24, Courtney Paris, Oklahoma, 12/30/07

Grabbed 15 Rebounds

South Carolina 15, Aleighsa Welch vs. Drexel, 11/28/12
Opponent 15, Hollie Mershon, Drexel, 11/28/12

Two Players with 20 or More Points

South Carolina La'Keisha Sutton 21/Markeshia Grant 20 vs. North Carolina, 12/18/11
Opponent Angie Bjorklund 23/Shekinna Stricklen 21, Tennessee, 1/17/10

Two Players with 10 or More Rebounds

South Carolina Tiffany Mitchell 11/Aleighsa Welch 10 at Seton Hall, 12/2/12
Opponent Chiney Ogwumike 10/Nnemkadi Ogwumike 10, Stanford, 3/24/12

Had 10 Assists

South Carolina 10, Samone Kennedy at Florida, 2/24/08
Opponent 11, Marneshia Richard, Mississippi State, 1/21/07

Had Five Steals

South Carolina 5, Tiffany Mitchell and Ieasia Walker vs. Furman, 12/9/12
Opponent 5, Sam Ramirez, Appalachian State, 3/16/11

Had Five Blocked Shots

South Carolina 5, Elem Ibiam vs. Eastern Michigan, 3/17/12
Opponent 5, Anne Marie Armstrong, Georgia, 2/16/12

Had a Double-Double

South Carolina Aleighsa Welch (14 pts/10 rebs) and Tiffany Mitchell (13 pts/11 rebs) at Seton Hall, 12/2/12
Opponent Hollie Mershon (19 pts/15 rebs), Drexel, 11/28/12

Two Players had a Double-Double

South Carolina Aleighsa Welch (14 pts/10 rebs) / Tiffany Mitchell (13 pts/11 rebs) at Seton Hall, 12/2/12
Opponent Chiney Ogwumike (11 pts/10 rebs)/Nnemkadi Ogwumike (39 pts/10 rebs), Stanford, 3/24/12

Had a Triple-Double

South Carolina Iva Sliskovic (18 pts, 15 rebs, 10 assts) vs. High Point, 12/20/06
Opponent Never

Team

Scored 100 Points

South Carolina 102 vs. North Carolina A&T, 3/21/08
Opponent 103, Clemson, 11/21/03

Won by 30 or More Points

South Carolina 69-35 (34) vs. Furman, 12/9/12
Opponent 66-34 (32), Georgia, 3/4/11

Shot 65% or Better from the Field

South Carolina .652 (45-69) vs. East Tennessee State, 12/19/00
Opponent Never

Shot 60% or Better from the Field

South Carolina .608 (31-51) vs. Jackson State, 12/7/07
Opponent .604 (29-48), Vanderbilt, 1/18/01

Shot 50% or Better from the Field

South Carolina .533 (32-60) vs. Eastern Michigan, 3/17/12
Opponent .528 (28-53), Stanford, 3/24/12

No Players in Double-Figure Points

South Carolina at Auburn, 1/19/12
Opponent SC State, 12/14/11

Five Players in Double-Figure Points

South Carolina at Louisiana Tech, 11/12/12
Opponent Arkansas, 2/14/10

Faced AP Top-25 Opponent

Win 72-61 at No. 13 Purdue, 3/19/12
Loss 60-76 vs. No. 2 Stanford, 3/24/12

Faced AP Top-10 Opponent

Win 64-60 at No. 8 Tennessee, 2/2/12
Loss 60-76 vs. No. 2 Stanford, 3/24/12

Faced AP Top-5 Opponent

Win 70-66 vs. No. 5 Vanderbilt, 1/28/98
Loss 60-76 vs. No. 2 Stanford, 3/24/12

Faced AP No. 1 Team

Win Never
Loss 48-77 vs. No. 1 UConn, 12/29/08

Overtime Game

Win 64-62 at Arkansas, 2/6/11
Loss 60-74 vs. Vanderbilt, 2/27/11

Double-Overtime Game

Win 92-91 at Florida State, 2/4/91
Loss 92-94 at Clemson, 11/19/09

South Carolina Was Ranked (AP Poll)

AP No. 1 Never
AP Top 10 No. 10, 2/18/02
AP Top 25 No. 21, 12/17/12



Ashley Bruner

#21

**6-0 • Senior
Forward
Norman, Okla.
Norman**

- Has started every game this season
- Ranks 10th in SEC in rebounds per game (7.3) and seventh in offensive rebounds per game (3.6)
- Is thriving in team's inside-first offensive mentality, averaging 9.8 field goal attempts per game this season, compared to 6.4 last season
- Has led the team in points, rebounds or both in seven of 10 games this season
- Has one double-double this season (vs. DePaul)
- Led team in scoring five times (Elon, at LA Tech, Clemson, vs. FGCU, vs. DePaul)
- Led team in rebounding four times (Savannah State, Clemson, vs. Hampton, vs. DePaul)
- Pulled down her 500th career rebound at Seton Hall (Dec. 2), making her the 26th Gamecock to reach the plateau while ranking fourth among active SEC players in career rebounds
 - Posted all of her 12 points and eight rebounds vs. Drexel (Nov. 28) after halftime, including the game-winning basket and final defensive rebound in overtime
 - All-Tournament selection at the Paradise Jam after averaging 10.3 points and 9.3 rebounds over the three games at the event
 - Posted her first double-double of the season against DePaul (Nov. 24) with 11 points and 12 rebounds
- Shot season-high 80.0 percent from the field at Louisiana Tech (Nov. 12)

Miscellaneous Stats

	2012-13 Games	Career Games	Career Record
Double-Double	1	6	3-3
10+ Points	6	26	20-6
10+ Rebounds	2	8	5-3
Tm-High Points	5	11	9-2
Tm-High Rebs.	4	27	15-12
Tm-High Assts.	3	7	5-2

Career Highs – All Games

Pts 18 vs. Savannah State, 12/5/10
FG 8, 2x, last, at LA Tech, 11/12/12
FGA.. 16 vs. Alabama A&M, 11/14/11
FG % 1.00 (8-8) vs. Florida, 1/9/11
FT 6 vs. Charlotte, 3/20/11
FTA..... 11 vs. Xavier, 11/30/11
FT %..... 1.00 (4-4), 2x, last, vs. Auburn, 1/19/12
Rebs..... 18 vs. Penn State, 11/20/11
Off Rebs 9 vs. Penn State, 11/20/11
Def Rebs..... 9 vs. Penn State, 11/20/11
Blks 4, 2x, last, vs. Savannah St., 12/5/10
Stls..... 5 at Seton Hall, 12/2/12
Assts 4 vs. Savannah State, 12/21/11
Min..... 37 vs. DePaul, 11/24/12

Career – SEC Games

Pts 16, 2x, last vs. Florida, 1/9/11
FG 8 vs. Florida, 1/9/11
FGA. 11, 2x, last vs. Arkansas, 2/26/12
FG % ... 1.000 (8-8) vs. Florida, 1/9/11
FT 4 vs. Auburn, 1/19/12
FTA... 7, 2x, last vs. Kentucky, 1/15/12
FT %... 1.000 (4-4) vs. Auburn, 1/19/12
Rebs ... 11, 2x, last vs. Kentucky, 2/23/12
Off Rebs ... 6, 3x, last vs. Ark., 2/26/12
Def Rebs..... 5, 3x, last vs. Ky., 2/23/12
Blks ... 2, 6x, last vs. Arkansas, 2/26/12
Stls..... 3 at Alabama, 2/19/12
Assts 2, 2x, last at Tennessee, 2/2/12
Min..... 34, 2x, last at LSU, 2/24/11

Season Highs – All Games

Pts 17 at LA Tech, 11/12
FG 8 at LA Tech, 11/12
FGA..... 14 vs. Drexel, 11/28
FG %800 (8-10) at LA Tech, 11/12
FT 4 vs. Clemson, 11/18
FTA..... 9 vs. Hampton, 11/22
FT %571 (4-7) vs. Clemson, 11/18
Rebs..... 12, 3x, last, vs. DePaul, 11/24
Off Rebs ... 5, 3x, last vs. Drexel, 11/28
Def Rebs..... 8 vs. Hampton, 11/22
Blks 2, 2x, last vs. Furman, 12/9
Stls..... 5 at Seton Hall, 12/2
Assts 3 at LA Tech, 11/12
Min..... 37 vs. DePaul, 11/24

Season Highs – SEC Games

Pts
FG
FGA.....
FG %
FT
FTA.....
FT %
Rebs.....
Off Rebs.....
Def Rebs.....
Blks
Stls.....
Assts
Min.....

2012-13 Game-by-Game Stats

Date	Opponent	GS	MIN	FG-A	3FG-A	FT-A	Reb	PF	A	TO	B	S	TP
11/9	Elon	*	24	7-11	0-0	1-5	3	0	0	2	0	0	15
11/12	at LA Tech	*	22	8-10	0-0	1-3	2	3	3	0	0	0	17
11/15	Savannah State	*	23	4-9	0-0	0-3	12	2	1	2	0	0	8
11/18	Clemson	*	28	6-12	0-0	4-7	8	3	0	3	0	3	16
11/22	vs. Hampton	*	28	2-6	0-0	1-9	12	2	2	5	0	1	5
11/23	vs. Fla. Gulf Coast	*	27	7-12	0-1	1-3	4	2	1	3	0	1	15
11/24	vs. DePaul	*	37	5-10	0-0	1-7	12	1	0	4	1	1	11
11/28	Drexel	*	35	5-14	0-0	2-7	8	0	2	3	2	4	12
12/2	at Seton Hall	*	30	4-8	0-1	1-4	7	1	2	3	0	5	9
12/9	vs. Furman	*	21	1-6	0-0	0-0	5	2	1	2	2	1	2
Totals		10	275	49-98	0-2	12-48	73	14	12	27	3	16	110
			27.5	.500	.000	.250	7.6						11.0



ASIA DOZIER

- Has played in every game this season
- Has scored in double figures one time (Savannah State)
- Posted her first double-digit scoring game with 11 points against Savannah State (Nov. 15)
- Handed out five assists at Louisiana Tech (Nov. 12)
- Pulled down 10 rebounds in her college debut against Elon (Nov. 9)

#31

**5-10 • Freshman
Guard
Columbia, S.C.
Spring Valley**

Miscellaneous Stats

	2012-13 Games	Career Games	Career Record
Double-Double	0	0	0-0
10+ Points	1	1	1-0
10+ Rebounds	1	1	1-0
5+ Assists	1	1	1-0
Tm-High Points	0	0	0-0
Tm-High Rebs.	0	0	0-0
Tm-High Assts.	0	0	0-0

Career Highs – All Games

Pts 11 vs. Savannah St., 11/15/12
 FG 4 vs. Savannah St., 11/15/12
 FGA 10 vs. Savannah St., 11/15/12
 FG %400 (4-10) vs. Sav. St., 11/15/12
 3FG 3 vs. Savannah St., 11/15/12
 3FGA 9 vs. Savannah St., 11/15/12
 3FG %333 (3-9) vs. Sav. St., 11/15/12
 FT 4 vs. Elon, 11/9/12
 FTA 7 vs. Elon, 11/9/12
 FT % 1.00 (2-2) vs. Hampton, 11/22/12
 Rebs 10 vs. Elon, 11/9/12
 Off Rebs 4 vs. Elon, 11/9/12
 Def Rebs 6 vs. Elon, 11/9/12
 Blks 1, 2x, last vs. Furman, 11/9/12
 Stls 2 at LA Tech, 11/12/12
 Assts 5 at LA Tech, 11/12/12
 Min 26 vs. Elon, 11/9/12

Career – SEC Games

Pts
 FG
 FGA
 FG %
 3FG
 3FGA
 3FG %
 FT
 FTA
 FT %
 Rebs
 Off Rebs
 Def Rebs
 Blks
 Stls
 Assts
 Min

Season Highs – All Games

Pts 11 vs. Savannah St., 11/15
 FG 4 vs. Savannah St., 11/15
 FGA 10 vs. Savannah St., 11/15
 FG %400 (4-10) vs. Sav. St., 11/15
 3FG 3 vs. Savannah St., 11/15
 3FGA 9 vs. Savannah St., 11/15
 3FG %333 (3-9) vs. Sav. St., 11/15
 FT 4 vs. Elon, 11/9
 FTA 7 vs. Elon, 11/9
 FT % 1.00 (2-2) vs. Hampton, 11/22
 Rebs 10 vs. Elon, 11/9
 Off Rebs 4 vs. Elon, 11/9
 Def Rebs 6 vs. Elon, 11/9
 Blks 1, 2x, last vs. Furman, 11/9/12
 Stls 2 at LA Tech, 11/12
 Assts 5 at LA Tech, 11/12
 Min 26 vs. Elon, 11/9

Season Highs – SEC Games

Pts
 FG
 FGA
 FG %
 3FG
 3FGA
 3FG %
 FT
 FTA
 FT %
 Rebs
 Off Rebs
 Def Rebs
 Blks
 Stls
 Assts
 Min

2012-13 Game-by-Game Stats

Date	Opponent	GS	MIN	FG-A	3FG-A	FT-A	Reb	PF	A	TO	B	S	TP
11/9	Elon		26	0-8	0-6	4-7	10	4	0	2	1	0	4
11/12	at LA Tech		22	2-5	1-4	0-0	2	2	5	0	0	2	5
11/15	Savannah State		24	4-10	3-9	0-0	3	4	2	1	0	0	11
11/18	Clemson		18	0-4	0-3	0-0	5	0	1	1	0	1	0
11/22	vs. Hampton		19	1-8	1-4	2-2	3	3	0	2	0	0	5
11/23	vs. Fla. Gulf Coast		16	1-6	0-5	0-0	1	5	1	2	0	0	2
11/24	vs. DePaul		4	0-1	0-1	0-0	1	0	0	0	0	0	0
11/28	Drexel		14	1-8	1-6	0-0	1	0	1	0	0	1	3
12/2	at Seton Hall		10	0-1	0-0	0-0	1	0	0	0	0	0	0
12/9	vs Furman		21	1-5	1-5	1-2	2	2	0	0	1	0	4
Totals		0	174	10-56	7-43	7-11	29	20	10	8	2	4	34
			17.4	.179	.163	.636	2.9						3.4



ELEM IBIAM

- Has played in eight games this season, missing two due to injury
- Has led the team in rebounding two times (Elon, Furman)
- Has grabbed double-digit rebounds once (Elon)
- Scored career-high eight points against Furman (Dec. 9), hitting 4-of-8 from the field while grabbing team-high nine rebounds
- Posted her first career double-digit rebound game in season opener against Elon (Nov. 9), pulling in six of her 11 boards on the offensive end

#33

**6-3 • Sophomore
Center
Fayetteville, Ga.
Fayette County**

Miscellaneous Stats			
	2012-13	Career	Career
	Games	Games	Record
Double-Double	0	0	0-0
10+ Points	0	0	0-0
10+ Rebounds	1	1	1-0
Tm-High Points	0	0	0-0
Tm-High Rebs.	2	3	3-0
Tm-High Assts.	0	0	0-0

Career Highs – All Games

Pts8 vs. Furman, 12/9/12
 FG4 vs. Furman, 12/9/12
 FGA8 vs. Furman, 12/9/12
 FG %1.000 (2-2) vs. Tennessee, 3/3/12
 FT3 vs. Alabama, 3/1/12
 FTA5 vs. Furman, 12/11/11
 FT %1.000 (2-2), 2x, last vs. Eastern Michigan, 3/17/12
 Rebs11 vs. Elon, 11/9/12
 Off Rebs6 vs. Elon, 11/9/12
 Def Rebs6 vs. Furman, 12/9/12
 Blks ...5 vs. Eastern Michigan, 3/17/12
 Stls1, 3x, last vs. Elon, 11/9/12
 Assts ..2 vs. Eastern Michigan, 3/17/12
 Min22 vs. Furman, 12/9/12

Season Highs – All Games

Pts8 vs. Furman, 12/9/12
 FG4 vs. Furman, 12/9/12
 FGA8 vs. Furman, 12/9/12
 FG %667 (2-3) vs. Clemson, 11/18
 FT 2, 2x, last, vs. FGCU, 11/23
 FTA 4 vs. FGCU, 11/23
 FT %667 (2-3) vs. Clemson, 11/18
 Rebs11 vs. Elon, 11/9
 Off Rebs6 vs. Elon, 11/9
 Def Rebs6 vs. Furman, 12/9/12
 Blks2 vs. Elon, 11/9
 Stls1 v. Elon, 11/9
 Assts1 vs. Furman, 12/9/12
 Min22 vs. Furman, 12/9/12

Career – SEC Games

Pts6, 2x, last, vs. Alabama, 3/1/12
 FG2, 4x, last, vs. Tennessee, 3/3/12
 FGA 6 vs. Alabama, 3/1/12
 FG %667, 2x, last, vs. Alabama 2/19/12
 FT 3 vs. Alabama, 1/1/12
 FTA 4 vs. Alabama, 1/1/12
 FT %750 (3-4) vs. Alabama, 1/1/12
 Rebs 6, vs. Mississippi State 1/29/12
 Off Rebs .. 2, 3x, last, vs. Tenn., 3/3/12
 Def Rebs 4 vs. Miss. State, 1/29/12
 Blks1, 2x, last vs. Alabama, 3/1/12
 Stls 1 vs. Alabama, 3/1/12
 Assts 1 vs. Arkansas, 2/9/12
 Min 16 vs. Alabama, 3/1/12

Season Highs – SEC Games

Pts
 FG
 FGA
 FG %
 FT
 FTA
 FT %
 Rebs
 Off Rebs
 Def Rebs
 Blks
 Stls
 Assts
 Min

2012-13 Game-by-Game Stats

Date	Opponent	GS	MIN	FG-A	3FG-A	FT-A	Reb	PF	A	TO	B	S	TP
11/9	Elon	17	2-7	0-0	0-2	11	0	0	3	2	1	4	
11/12	at LA Tech		— DNP (Injury) —										
11/15	Savannah State		— DNP (Injury) —										
11/18	Clemson	13	2-3	0-0	2-3	0	3	0	1	0	0	6	
11/22	vs. Hampton	8	0-1	0-0	1-2	5	1	0	0	1	0	1	
11/23	vs. Fla. Gulf Coast	15	0-3	0-0	2-4	4	0	0	0	0	0	2	
11/24	vs. DePaul	10	0-0	0-0	0-0	1	1	0	0	0	0	0	
11/28	Drexel	12	1-2	0-0	1-2	3	0	0	0	0	0	3	
12/2	at Seton Hall	12	0-4	0-0	0-0	1	1	0	0	1	0	0	
12/9	vs. Furman	22	4-8	0-0	0-2	9	2	1	1	1	0	8	
Totals		0	109	9-28	0-0	6-15	34	8	1	5	5	1	22
			13.6	.321	—	.400	4.25						2.75



TIFFANY MITCHELL

#25

**5-9 • Freshman
Guard
Charlotte, N.C.
Providence Day**

- Has started every game this season, the only freshman to earn a start so far
- Ranks among the SEC's top 30 scorers and is 16th in rebounding
- Has led the team in scoring three times (Clemson, Drexel, Furman)
- Has led the team in rebounding three times (at LA Tech, vs. FGCU, at Seton Hall)
- Has posted one double-double (at Seton Hall)
- Has scored in double figures six times (at LA Tech, Savannah St., Clemson, Drexel, at Seton Hall, Furman)
- Has pulled down double-digit rebounds two times (vs. FGCU, at Seton Hall)
- Is second on the team in steals
- Swiped five steals against Furman (Dec. 9) while leading offense with 16 points to tie her career high
 - Posted first career double-double with 13-point, 11-rebound effort at Seton Hall (Dec. 2)
 - Hit a pair of 3s against Drexel (Nov. 28), including one late in second half to help force overtime
- Named SEC Freshman of the Week after averaging 13.0 points and 6.3 rebounds over three game span (13 at LA Tech, 10 vs. Savannah State, 16 vs. Clemson)
- Recorded first career double-digit scoring game at Louisiana Tech (Nov. 12)

Miscellaneous Stats

	2012-13 Games	Career Games	Career Record
Double-Double	1	1	1-0
10+ Points	6	6	6-0
10+ Rebounds	2	2	2-0
Tm-High Points	3	3	3-0
Tm-High Rebs.	3	3	3-0
Tm-High Assts.	2	2	2-0

Career Highs – All Games

Pts 16, 2x, last vs. Furman, 12/9/12
FG 8 vs. Furman, 12/9/12
FGA 13 vs. Furman, 12/9/12
FG %667 (4-6) vs. Elon, 11/9/12
3FG 2, 2x, last at Seton Hall, 12/2/12
3FGA 4 vs. Savannah State, 11/15/12
3FG % 1.000 (2-2), 2x, last at Seton Hall, 12/2/12
FT 4 vs. DePaul, 11/24/12
FTA 9 at Seton Hall, 12/2/12
FT % 1.000 (2-2) vs. FGCU, 11/23/12
Rebs .. 11, 2x, last at Seton Hall, 12/2/12
Off Rebs 5 vs. FGCU, 11/23/12
Def Rebs .8, 2x, last at Seton Hall, 12/2/12
Blks
Stls 5 vs. Furman 12/9/12
Assts 4 vs. Savannah State, 11/15/12
Min 32 vs. Clemson, 11/18/12

Career – SEC Games

Pts
FG
FGA
FG %
3FG
3FGA
3FG %
FT
FTA
FT %
Rebs
Off Rebs
Def Rebs
Blks
Stls
Assts
Min

Season Highs – All Games

Pts 16, 2x, last vs. Furman, 12/9/12
FG 8 vs. Furman, 12/9/12
FGA 13 vs. Furman, 12/9/12
FG %667 (4-6) vs. Elon, 11/9/12
3FG 2, 2x, last at Seton Hall, 12/2/12
3FGA 2, 2x, last at Seton Hall, 12/2/12
3FG % 1.000 (2-2), 2x, last at Seton Hall, 12/2/12
FT 3, 2x, last at Seton Hall, 12/2/12
FTA 9 at Seton Hall, 12/2/12
FT % 1.000 (2-2) vs. FGCU, 11/23/12
Rebs 11, 2x, last at Seton Hall, 12/2/12
Off Rebs 5 vs. FGCU, 11/23/12
Def Rebs 8, 2x, last at Seton Hall, 12/2/12
Blks
Stls 5 vs. Furman 12/9/12
Assts 4 vs. Savannah State, 11/15/12
Min 32 vs. Clemson, 11/18/12

Season Highs – SEC Games

Pts
FG
FGA
FG %
3FG
3FGA
3FG %
FT
FTA
FT %
Rebs
Off Rebs
Def Rebs
Blks
Stls
Assts
Min

2012-13 Game-by-Game Stats

Date	Opponent	GS	MIN	FG-A	3FG-A	FT-A	Reb	PF	A	TO	B	S	TP
11/9	Elon	*	23	4-6	0-1	1-2	2	1	3	1	0	1	9
11/12	at LA Tech	*	25	5-11	0-2	3-4	8	2	0	2	0	0	13
11/15	Savannah State	*	25	4-11	1-4	1-3	5	1	4	0	0	1	10
11/18	Clemson	*	32	7-11	0-1	2-6	6	3	2	1	0	2	16
11/22	vs. Hampton	*	27	2-9	1-3	2-4	8	3	2	4	0	1	7
11/23	vs. Fla. Gulf Coast	*	28	3-7	0-0	2-2	11	1	3	3	0	1	8
11/24	vs. DePaul	*	29	1-5	0-0	4-8	6	1	0	4	0	2	6
11/28	Drexel	*	29	6-12	2-2	0-0	2	3	1	2	0	3	14
12/2	at Seton Hall	*	28	4-7	2-2	3-9	11	3	1	4	0	1	13
12/9	vs. Furman	*	29	8-13	0-1	0-2	4	1	1	2	0	5	16
Totals		10	275	44-92	6-16	18-40	63	19	17	23	0	17	112
			27.5	.478	.375	.450	6.3	1.7					1.711.2



WILKA MONTOUT

- Has played in every game this season
- Has scored in double figures two times (at LA Tech, Furman)
- Swatted away a pair of shots against Furman (Dec. 9) while contributing 10 points to the offensive effort
- Grabbed five of her six rebounds against Savannah State (Nov. 15) on the offensive end, helping her to nine points
- Scored eight of her 10 points at Louisiana Tech (Nov. 12) during an 11-5 second-half run that put the game out of reach

#12

6-3 • Junior
Center
Cayenne, French Guiana
Northeastern Oklahoma A&M

Miscellaneous Stats

	2012-13	Career	Career
	Games	Games	Record
Double-Double	0	0	0-0
10+ Points	2	2	2-0
10+ Rebounds	0	0	0-0
Tm-High Points	0	0	0-0
Tm-High Rebs.	0	0	0-0
Tm-High Assts.	0	0	0-0

Career Highs – All Games

Pts 12 at LA Tech, 11/12/12
FG 4, 3x, last vs. Furman, 12/9/12
FGA 13 vs. Savannah St., 11/15/12
FG % .. .400 (4-10) at LA Tech, 11/12/12
3FG... 1, 3x, last vs. Hampton, 11/22/12
3FGA..... 3 vs. Savannah St., 11/15/12
3FG %.... .500 (1-2) at LA Tech, 11/15/12
FT..... 3 at LA Tech, 11/15/12
FTA... 4, 2x, last at LA Tech, 11/15/12
FT % 1.000 (2-2), 2x, last vs. Furman, 12/9/12
Rebs..... 6 vs. Savannah St., 11/15/12
Off Rebs..... 5 vs. Savannah St., 11/15/12
Def Rebs... 2, 2x, last vs. FGCU, 11/23/12
Blks 2 vs. Furman, 12/9/12
Stls.. 1, 3x, last vs. Hampton, 11/22/12
Assts 2 vs. Elon, 11/9/12
Min..... 24 vs. Savannah St., 11/15/12

Career – SEC Games

Pts
FG
FGA
FG %
3FG
3FGA.....
3FG %
FT.....
FTA.....
FT %
Rebs.....
Off Rebs.....
Def Rebs.....
Blks
Stls.....
Assts
Min.....

Season Highs – All Games

Pts 12 at LA Tech, 11/12
FG 4, 2x, last vs. Sav. St., 11/15
FGA..... 13 vs. Savannah St., 11/15
FG %400 (4-10) at LA Tech, 11/12
3FG..... 1, 3x, last vs. Hampton, 11/22
3FGA..... 3 vs. Savannah St., 11/15
3FG %..... .500 (1-2) at LA Tech, 11/15
FT..... 3 at LA Tech, 11/15
FTA..... 4, 2x, last at LA Tech, 11/15
FT % 1.000 (2-2), 2x, last vs. Furman, 12/9/12
Rebs..... 6 vs. Savannah St., 11/15
Off Rebs..... 5 vs. Savannah St., 11/15
Def Rebs..... 2, 2x, last vs. FGCU, 11/23
Blks 2 vs. Furman, 12/9/12
Stls..... 1, 3x, last vs. Hampton, 11/22
Assts 2 vs. Elon, 11/9
Min..... 24 vs. Savannah St., 11/15

Season Highs – SEC Games

Pts
FG
FGA
FG %
3FG
3FGA.....
3FG %
FT.....
FTA.....
FT %
Rebs.....
Off Rebs.....
Def Rebs.....
Blks
Stls.....
Assts
Min.....

2012-13 Game-by-Game Stats

Date	Opponent	GS	MIN	FG-A	3FG-A	FT-A	Reb	PF	A	TO	B	S	TP
11/9	Elon	18	0-3	0-2	1-4	2	2	2	1	0	1	1	1
11/12	at LA Tech	23	4-10	1-2	3-4	3	3	0	1	0	0	12	
11/15	Savannah State	24	4-13	1-3	0-0	6	2	0	2	1	0	9	
11/18	Clemson	18	1-6	0-2	2-2	1	3	1	1	0	1	4	
11/22	vs. Hampton	14	1-3	1-1	0-0	2	0	0	2	0	1	3	
11/23	vs. Fla. Gulf Coast	16	1-4	0-0	0-0	5	3	1	1	0	0	2	
11/24	vs. DePaul	6	1-2	0-0	0-0	1	1	0	1	1	0	2	
11/28	Drexel	3	0-1	0-1	0-0	0	0	0	0	0	0	0	
12/2	at Seton Hall	11	1-4	0-1	0-1	1	0	0	0	0	0	2	
12/9	vs. Furman	23	4-9	0-2	2-2	3	1	1	0	2	0	10	
Totals		0	156	17-54	3-14	8-13	24	15	5	9	4	3	45
			15.6	.314	.214	.615	2.4						4.5



KHADIJAH SESSIONS

- Has played in every game this season
- Has led the team in assists once (Furman)
- Swiped a pair of steals at Seton Hall (Dec. 2)
- Hit her first career 3-pointer against Florida Gulf Coast (Nov. 23)
- Had a well-rounded game against Savannah State (Nov. 15) with four assists, three steals and six points
- Scored her eight points in just 10 minutes on the court against Elon (Nov. 9)

#5

**5-8 • Freshman
Guard
Myrtle Beach, S.C.
Myrtle Beach**

Miscellaneous Stats	2012-13	Career	Career
	Games	Games	Record
Double-Double	0	0	0-0
10+ Points	0	0	0-0
10+ Rebounds	0	0	0-0
Tm-High Points	0	0	0-0
Tm-High Rebs.	0	0	0-0
Tm-High Assts.	1	1	1-0

Career Highs – All Games

Pts8 vs. Elon, 11/9/12
FG...3, 2x, last vs. Savannah St., 11/15/12
FGA.....8 vs. DePaul, 11/24/12
FG %... .750 (3-4) vs. Sav. St., 11/15/12
3FG1, 2x, last vs. Drexel, 11/28/12
3FGA...3, 2x, last vs. Furman, 12/9/12
3FG %... .333 (1-3) vs. FGCU, 11/23/12
FT.....3, 2x, last vs. Furman, 12/9/12
FTA.....5 vs. Clemson, 11/18/12
FT %667 (2-3), 2x, last vs. DePaul, 11/24/12
Rebs.....3 vs. Savannah State, 11/15/12
Off Rebs...2 vs. Savannah St., 11/15/12
Def Rebs.....2 vs. Furman, 12/9/12
Blks.....1 vs. Furman 12/9/12
Stls.....3 vs. Savannah State, 11/15/12
Assts.....4 vs. Savannah State, 11/15/12
Min.....23 vs. Furman 12/9/12

Career – SEC Games

Pts
FG
FGA
FG %
3FG
3FGA
3FG %
FT
FTA
FT %
Rebs
Off Rebs
Def Rebs
Blks
Stls
Assts
Min

Season Highs – All Games

Pts8 vs. Elon, 11/9
FG..... 3, 2x, last vs. Savannah St., 11/15
FGA.....8 vs. DePaul, 11/24
FG %..... .750 (3-4) vs. Sav. St., 11/15
3FG 1, 2x, last vs. Drexel, 11/28
3FGA...3, 2x, last vs. Furman, 12/9/12
3FG %..... .333 (1-3) vs. FGCU, 11/23
FT.....3, 2x, last vs. Furman, 12/9/12
FTA.....5 vs. Clemson, 11/18
FT %667 (2-3), 2x, last vs. DePaul, 11/24
Rebs.....3 vs. Savannah State, 11/15
Off Rebs 2 vs. Savannah St., 11/15
Def Rebs.....2 vs. Furman, 12/9/12
Blks1 vs. Furman 12/9/12
Stls.....3 vs. Savannah State, 11/15
Assts4 vs. Savannah State, 11/15
Min.....23 vs. Furman 12/9/12

Season Highs – SEC Games

Pts
FG
FGA
FG %
3FG
3FGA
3FG %
FT
FTA
FT %
Rebs
Off Rebs
Def Rebs
Blks
Stls
Assts
Min

2012-13 Game-by-Game Stats

Date	Opponent	GS	MIN	FG-A	3FG-A	FT-A	Reb	PF	A	TO	B	S	TP
11/9	Elon	10	3-7	0-1	2-3	0	1	0	1	0	0	8	
11/12	at LA Tech	8	1-1	0-0	1-2	1	0	1	1	0	1	3	
11/15	Savannah State	19	3-4	0-1	0-0	3	1	4	1	0	3	6	
11/18	Clemson	15	0-3	0-2	3-5	1	1	1	2	0	0	3	
11/22	vs. Hampton	9	1-2	0-0	0-0	1	0	1	3	0	0	2	
11/23	vs. Fla. Gulf Coast	21	2-5	1-3	0-0	1	2	2	1	0	1	5	
11/24	vs. DePaul	21	2-8	0-1	2-3	1	1	0	0	0	0	6	
11/28	Drexel	7	1-1	1-1	0-2	0	0	0	1	0	1	3	
12/2	at Seton Hall	15	1-5	0-2	1-3	1	0	1	0	0	2	3	
12/9	vs. Furman	23	2-5	0-3	3-4	2	1	2	1	1	1	7	
Totals		0	148	16-41	2-14	12-22	11	7	12	11	1	9	46
			14.8	.390	.143	.545			1.2				4.6



IEASIA WALKER

#2

- Named to the 2012 Preseason All-SEC Second Team
- Has started every game this season
- Ranks sixth in the SEC in minutes played per game (31.0)
- Has led the team in scoring one time (DePaul)
- Has led the team in assists two times (at LA Tech, Clemson)
- Has led the team in rebounding one time (Clemson)
- Has scored in double figures four times (Elon, at LA Tech, Savannah St., vs. DePaul)
- Has handed out five or more assists two times (at LA Tech, Savannah St.)
- Has swiped three more steals three times (Elon, Clemson, Furman)
- Is third among active SEC players with 186 career steals and fifth among the group with 232 career assists
- Played 43 minutes against Drexel (Nov. 28), locking down the Dragons' top scorer for the final nine minutes of the game to finish off the comeback victory
- Handed out a career-high eight assists at Louisiana Tech (Nov. 12), including five on the first seven baskets of the game (one of which she scored herself)

**5-8 • Senior
Guard
Amityville, N.Y.
Copiague**

Miscellaneous Stats

	2012-13 Games	Career Games	Career Record		2012-13 Games	Career Games	Career Record
Dbl-Dbl	0	1	1-0	5+ Assists	2	15	12-3
30+ Points	0	1	1-0	5+ Steals	1	5	3-2
20+ Points	0	4	2-2	Tim-High Pts	1	21	11-10
10+ Points	4	47	29-18	Tim-High Rebs	1	9	6-3
10+ Rebs	0	1	1-0	Tim-High Assts	5	34	21-13

Career Highs – All Games

Pts 30 vs. Clemson, 11/18/10
FG 13 vs. Clemson, 11/18/10
FGA 23 vs. Tennessee, 1/20/11
FG %750 (3-4), 2x, last vs. Sav. St. 11/15/12
3FG 4 vs. Florida, 1/9/11
3FGA 9, 2x, last vs. Penn St., 11/20/11
3FG % 1.000 (2-2) vs. Clemson, 11/18/10
FT 8, 2x, last at Alabama, 2/19/12
FTA 14 vs. Ole Miss, 3/13/11
FT % 1.000 (6-6) vs. Tenn., 2/17/11
Rebs 11 at Ole Miss, 1/16/11
Off Rebs 6 vs. Tennessee, 1/20/11
Def Rebs 9 at Ole Miss, 1/16/11
Blks 2, 5x, last at Purdue, 3/19/12
Stls 6 vs. Furman, 12/11/11
Assts 8 at LA Tech, 11/12/12
Min 43, 2x, last vs. Drexel, 11/28/12

Career – SEC Games

Pts 24 vs. Tennessee, 1/20/11
FG 10 vs. Tennessee, 1/20/11
FGA 23 vs. Tennessee, 1/20/11
FG %600 (3-5) vs. Kentucky, 1/14/10
3FG 4 vs. Florida, 1/9/11
3FGA 9 at Ole Miss, 1/16/11
3FG % 1.000 (2-2) at Auburn, 2/4/10
FT 8, 2x, last at Alabama, 2/19/12
FTA 10, 3x, last at Alabama, 2/19/12
FT % 1.000 (6-6) at Tennessee, 2/17/11
Rebs 11 at Ole Miss, 1/16/11
Off Rebs 6 vs. Tennessee, 1/20/11
Def Rebs 9 at Ole Miss, 1/16/11
Blks 2, 2x, last vs. Miss. St., 1/29/12
Stls 5 vs. Alabama, 1/23/11
Assts 7 vs. Mississippi State, 1/29/12
Min 43 at Ole Miss, 1/16/11

Season Highs – All Games

Pts 13 vs. Elon, 11/9
FG 5 vs. Elon, 11/9
FGA 12 vs. Elon, 11/9
FG %750 (3-4) vs. Sav. St., 11/15
3FG 3, 2x, last vs. Sav. St., 11/15
3FGA 6 at LA Tech, 11/12
3FG %750 (3-4) vs. Sav. St., 11/15
FT 5 vs. Clemson, 11/18
FTA 5 vs. Clemson, 11/18
FT % 1.000 (5-5) vs. Clemson, 11/18
Rebs 8 vs. Clemson, 11/18
Off Rebs 3 vs. Elon, 11/9
Def Rebs 6 vs. Clemson, 11/18
Blks 1, 4x, last at Seton Hall, 12/2
Stls 5 vs. Furman, 12/9
Assts 8 at LA Tech, 11/12
Min 43 vs. Drexel, 11/28

Season Highs – SEC Games

Pts
FG
FGA
FG %
3FG
3FGA
3FG %
FT
FTA
FT %
Rebs
Off Rebs
Def Rebs
Blks
Stls
Assts
Min

2012-13 Game-by-Game Stats

Date	Opponent	GS	MIN	FG-A	3FG-A	FT-A	Reb	PF	A	TO	B	S	TP
11/9	Elon	*	24	5-12	0-3	3-3	4	1	4	1	0	3	13
11/12	at LA Tech	*	35	3-10	3-6	1-2	3	2	8	1	1	2	10
11/15	Savannah State	*	29	3-4	3-4	1-2	1	1	5	5	0	0	10
11/18	Clemson	*	31	2-7	0-4	5-5	8	1	4	5	0	4	9
11/22	vs. Hampton	*	34	2-7	2-5	0-4	2	1	1	5	0	0	6
11/23	vs. Fla. Gulf Coast	*	25	2-6	2-5	0-0	1	0	2	2	0	0	6
11/24	vs. DePaul	*	32	4-11	0-3	3-4	6	0	0	2	1	1	11
11/28	Drexel	*	43	1-10	1-4	3-4	2	2	2	2	1	2	6
12/2	at Seton Hall	*	36	2-7	2-5	0-3	3	2	1	4	1	1	6
12/9	vs. Furman	*	21	4-10	0-3	1-1	3	1	1	2	0	5	9
Totals		10	310	28-84	13-42	17-28	33	11	28	29	4	18	86
			31.0	.333	.310	.607	3.3	2.8			1.8	8.6	



Aleighsa Welch WELCH

#24

**6-0 • Sophomore
Forward
Goose Creek, S.C.
Goose Creek**

- Has started every game this season
- Leads the SEC and ranks 17th in the nation with five double-doubles (Savannah St., vs. Hampton, vs. FGCU, Drexel, at Seton Hall) – the first of her career
- Ranks second in the SEC in rebounding, leads the league in offensive rebounds per game (5.0) and is 26th in scoring
- Has led the team in scoring three times (Savannah St., vs. Hampton, at Seton Hall)
- Has led the team in rebounding four times (at LA Tech, Savannah St., vs. FGCU, Drexel)
- Has scored in double figures seven times (at LA Tech, Savannah St., vs. Hampton, vs. FGCU, Drexel, at Seton Hall, Furman)
- Has pulled down double-digit rebounds six times (Savannah St., vs. Hampton, vs. FGCU, vs. DePaul, Drexel, at Seton Hall)
- Snagged a career-high 15 rebounds against Drexel (Nov. 28), the second-most in the SEC this season
- Named Paradise Jam Most Outstanding Player after averaging 10.3 points and 9.3 rebounds to guide team to the Reef Division title
- Scored 10 of team's first 13 second-half points to pull away from Hampton (Nov. 22)
- Posted first career double-double with 13 points and 12 rebounds against Savannah State (Nov. 15)
- Was great on the inside at Louisiana Tech (Nov. 12), to finish with 14 points, eight rebounds, two blocks and two steals

Miscellaneous Stats			
	2012-13	Career	Career
	Games	Games	Record
Double-Double	5	5	5-0
10+ Points	8	18	15-3
10+ Rebounds	5	6	5-1
Tm-High Points	3	7	5-2
Tm-High Rebs.	4	20	17-3
Tm-High Assts.	1	1	1-0

Career Highs – All Games

Pts19 vs. Vanderbilt, 1/15/12
FG7 vs. Vanderbilt, 1/15/12
FGA11 at Seton Hall, 12/2/12
FG %... 1.000 (4-4) vs. Presby., 11/27/11
FT 10 at Xavier, 11/30/11
FTA 15 at Xavier, 11/30/11
FT %... 1.000 (3-3) vs. SC St., 12/14/11
Rebs 15 vs. Drexel, 11/28/12
Off Rebs ...8, 2x, last vs. Drexel, 11/28/12
Def Rebs ...8 vs. Savannah St., 11/15/12
Blks4 at NC State, 12/4/11
Stls3, 2x, last vs. Elon, 11/9/12
Assts2 vs. Furman, 12/11/11
Min42 vs. Drexel, 11/28/12

Career – SEC Games

Pts19 vs. Vanderbilt, 1/15/12
FG7 vs. Vanderbilt, 1/15/12
FGA 10, 2x, last at LSU, 1/12/12
FG %... 1.000 (3-3), 3x, last at Ark., 2/9/12
FT 5, 2x, last at Vandy, 1/22/12
FTA... 7, 2x, last at Vanderbilt, 1/22/12
FT %... .833 (5-6) vs. Vanderbilt, 1/5/12
Rebs 10 vs. Alabama, 1/1/12
Off Rebs6 vs. Vanderbilt, 1/5/12
Def Rebs 7 at Tennessee, 2/2/12
Blks 2, 3x, last vs. Florida, 2/12/12
Stls 2, 2x, last vs. Florida, 2/12/12
Assts 1, 9x, last at Alabama, 2/19/12
Min 31 vs. Kentucky, 1/15/12

Season Highs – All Games

Pts 16 vs. Hampton, 11/22
FG 6, 2x, last vs. FGCU, 11/23
FGA 11 at Seton Hall, 12/2
FG %... .857 (6-7), 2x, last vs. FGCU, 11/23
FT 6 at LA Tech, 11/12
FTA 8 at LA Tech, 11/12
FT % 1.000 (3-3) vs. Sav. St., 11/15
Rebs 15 vs. Drexel, 11/28
Off Rebs 8 vs. Drexel, 11/28
Def Rebs 8 vs. Savannah St., 11/15
Blks 2 at LA Tech, 11/12
Stls 3 vs. Elon, 11/9
Assts 1, 4x, last vs. DePaul, 11/24
Min 42 vs. Drexel, 11/28

Season Highs – SEC Games

Pts
FG
FGA
FG %
FT
FTA
FT %
Rebs
Off Rebs
Def Rebs
Blks
Stls
Assts
Min

2012-13 Game-by-Game Stats

Date	Opponent	GS	MIN	FG-A	3FG-A	FT-A	Reb	PF	A	TO	B	S	TP
11/9	Elon	*	25	4-6	0-0	1-2	9	1	1	2	0	3	9
11/12	at LA Tech	*	26	4-6	0-0	6-8	8	3	1	0	2	2	14
11/15	Savannah State	*	22	5-6	0-0	3-3	12	0	0	1	0	0	13
11/18	Clemson	*	25	2-4	0-0	3-5	6	2	0	3	1	1	7
11/22	vs. Hampton	*	31	6-7	0-0	4-6	11	0	1	7	0	1	16
11/23	vs. Fla. Gulf Coast	*	23	6-7	0-0	2-3	11	1	0	1	0	0	14
11/24	vs. DePaul	*	26	3-7	0-0	3-6	10	3	1	2	0	0	9
11/28	Drexel	*	42	5-7	1-1	1-3	15	1	0	2	0	0	12
12/2	at Seton Hall	*	32	5-11	0-0	4-4	10	1	0	2	0	1	14
12/9	vs. Furman	*	17	3-4	0-0	5-6	3	0	0	0	0	0	11
Totals		10	269	43-65	1-1	32-46	95	12	4	20	3	8	119
			26.9	.662	1.000	.696	9.5						11.9



SANCHEON WHITE

- Has started every game this season
- Has led the team in rebounding once (at LA Tech)
- Has scored in double figures two times (vs. FGCU, vs. DePaul)
- Has averaged 7.2 points over the last five games
- Hit tying 3-pointer to send Drexel game (Nov. 28) to overtime and blocked potential game-tying 3-point attempt in last 10 seconds of extra period
- Scored a career-high 11 points against Florida Gulf Coast (Nov. 23) and followed it with 10 points against DePaul the next day to help team win Paradise Jam Reef Division title

#20

**5-10 • Senior
Guard
Hammond, Ind.
Central Arizona College**

Miscellaneous Stats

	2012-13 Games	Career Games	Career Record
Double-Double	0	0	0-0
10+ Points	2	4	4-0
10+ Rebounds	0	1	0-1
Tm-High Points	0	0	0-0
Tm-High Rebs.	1	4	2-2
Tm-High Assts.	2	4	4-0

Career Highs – All Games

Pts 11 vs. FGCU, 11/23/12
FG 5, 2x, last, vs. DePaul, 11/24/12
FGA 11 vs. FGCU, 11/23/12
FG %800 (4-5) at Xavier, 11/30/11
3FG 2 vs. Kentucky, 1/15/12
3FGA 4 at Illinois, 11/11/11
3FG %... 1.000 (2-2) vs. Kentucky 1/15/12
FT 4, 2x, last at Seton Hall, 12/2/12
FTA 5 vs. Savannah St., 12/21/11
FT % ... 1.000 (4-4) at Seton Hall, 12/2/12
Rebs 13 at Auburn, 1/19/12
Off Rebs 6 at Auburn, 1/19/12
Def Rebs 7 at Auburn, 1/19/12
Blks 4 vs. Drexel, 11/28/12
Stls 3, 3x, last vs. Furman, 12/9/12
Assts ... 3, 2x, last vs. Presby., 11/27/11
Min 40 vs. Drexel, 11/28/12

Career – SEC Games

Pts 9, 2x, last vs. Kentucky, 1/15/12
FG 4 vs. Alabama, 1/1/12
FGA 9 at Auburn, 1/19/12
FG % .. 1.000 (2-2) at Arkansas, 2/9/12
3FG 2 vs. Kentucky, 1/15/12
3FGA 2 vs. Kentucky, 1/15/12
3FG %... 1.000 (2-2) vs. Kentucky 1/15/12
FT 2 vs. Vanderbilt, 1/5/12
FTA 2 vs. Vanderbilt, 1/5/12
FT % 1.000 (2-2) vs. Vandy, 1/5/12
Rebs 13 at Auburn, 1/19/12
Off Rebs 6 at Auburn, 1/19/12
Def Rebs 7 at Auburn, 1/19/12
Blks 2 vs. Alabama, 1/1/12
Stls 2, 4x, last at Auburn, 1/19/12
Assts 2 at Vanderbilt, 1/22/12
Min 25 at Auburn, 1/19/12

Season Highs – All Games

Pts 11 vs. FGCU, 11/23
FG 5, 2x, last vs. DePaul, 11/24
FGA 11 vs. FGCU, 11/23
FG %714 (5-7) vs. DePaul, 11/24
3FG 1, 3x, last vs. Drexel, 11/28
3FGA 2, 4x, last at Seton Hall, 12/2
3FG %... .500 (1-2), 2x, last vs. Drexel, 11/28
FT 4 at Seton Hall, 12/2
FTA 4 at Seton Hall, 12/2
FT % .. 1.000 (4-4) at Seton Hall, 12/2
Rebs 8 at LA Tech, 11/12
Off Rebs 5 at LA Tech, 11/12
Def Rebs 5 vs. Clemson, 11/18
Blks 4 vs. Drexel, 11/28
Stls 3, 2x, last vs. Furman, 12/9
Assts 2, 5x, last vs. Furman, 12/9
Min 40 vs. Drexel, 11/28

Season Highs – SEC Games

Pts
FG
FGA
FG %
3FG
3FGA
3FG %
FT
FTA
FT %
Rebs
Off Rebs
Def Rebs
Blks
Stls
Assts
Min

2012-13 Game-by-Game Stats

Date	Opponent	GS	MIN	FG-A	3FG-A	FT-A	Reb	PF	A	TO	B	S	TP
11/9	Elon	*	13	4-6	0-0	0-0	1	1	2	0	0	0	8
11/12	at LA Tech	*	33	2-7	0-1	0-0	8	2	2	1	1	2	4
11/15	Savannah State	*	20	3-7	1-2	2-2	4	2	1	0	0	0	9
11/18	Clemson	*	20	1-3	0-2	1-2	6	3	0	1	1	1	3
11/22	vs. Hampton	*	30	0-3	0-0	0-0	6	2	0	0	0	1	0
11/23	vs. Fla. Gulf Coast	*	29	5-11	1-1	0-1	5	0	2	2	0	3	11
11/24	vs. DePaul	*	35	5-7	0-1	0-1	5	2	0	1	0	1	10
11/28	Drexel	*	40	1-7	1-2	2-2	4	3	2	0	4	2	5
12/2	at Seton Hall	*	26	2-6	0-2	4-4	1	0	0	0	1	1	8
12/9	vs. Furman	*	23	1-6	0-1	0-0	2	1	2	0	2	3	2
Totals		10	269	24-63	3-12	9-12	42	16	11	5	9	14	60
			26.9	.381	.250	.750	4.2		1.1			1.4	6.0



Official Basketball Box Score -- Game Totals -- Final Statistics
Elon vs South Carolina
 11/09/12 7 p.m. at Columbia, S.C./Colonial Life Arena



Elon 44 • 0-1

#	Player	Total		3-Ptr		Rebounds			PF	TP	A	TO	Blk	Stl	Min
		FG	FGA	FG	FGA	FT	FTA	Off							
02	EVANS, Kelsey	f	2-7	0-0	4-4	1	2	3	3	8	0	1	1	1	26
01	STEPHENSON, Zora	g	2-3	1-2	0-0	0	1	1	1	5	0	0	0	1	23
11	FORD, Ali	g	3-6	1-3	1-2	0	1	1	3	8	2	8	0	1	30
23	HARRIS, Kelsey	g	0-8	0-1	2-2	6	3	9	2	2	1	1	0	0	26
24	COFFER, Sam	g	2-6	0-1	2-2	2	3	5	2	6	0	2	0	0	26
05	REDMOND, Shon		5-13	0-0	0-1	2	3	5	4	10	1	7	0	1	22
10	HUDSON, Lauren		0-0	0-0	0-0	0	0	0	0	0	0	0	0	0	3
15	RAZOR, Nicole		0-1	0-0	0-0	0	0	0	0	0	0	1	0	0	2
21	COCHRAN, Shannen		1-2	0-0	1-2	2	2	4	5	3	0	0	0	1	14
22	FARMER, Jessica		1-3	0-0	0-0	1	1	2	3	2	0	2	1	2	20
32	CARTER, Autumn		0-5	0-0	0-0	0	0	0	1	0	0	0	0	0	8
Team						2	1	3							
Totals			16-54	2-7	10-13	16	17	33	23	44	4	22	3	7	200

FG % 1st Half: 10-25 40.0% 2nd half: 6-29 20.7% Game: 16-54 29.6%
 3FG % 1st Half: 1-2 50.0% 2nd half: 1-5 20.0% Game: 2-7 28.6%
 FT % 1st Half: 4-4 100.0% 2nd half: 6-9 66.7% Game: 10-13 76.9%

South Carolina 77 • 1-0

#	Player	Total		3-Ptr		Rebounds			PF	TP	A	TO	Blk	Stl	Min
		FG	FGA	FG	FGA	FT	FTA	Off							
21	BRUNER, Ashley	f	7-11	0-0	1-5	3	0	3	0	15	0	2	0	0	24
24	WELCH, Aleighsa	f	4-6	0-0	1-2	5	4	9	1	9	1	2	0	3	25
03	WALKER, Ieasia	g	5-12	0-3	3-3	3	1	4	1	13	4	1	0	3	24
20	WHITE, Sancheon	g	4-6	0-0	0-0	0	1	1	1	8	2	0	0	0	13
25	MITCHELL, Tiffany	g	4-6	0-1	1-2	0	2	2	1	9	3	1	0	1	23
05	SESSIONS, Khadijah		3-7	0-1	2-3	0	0	0	1	8	0	1	0	0	10
12	MONTOUT, Wilka		0-3	0-2	1-4	2	0	2	2	1	2	1	0	1	18
15	DAVIS, Tiffany		2-4	0-1	2-2	1	2	3	1	6	3	2	0	5	20
30	DOZIER, Asia		0-8	0-6	4-7	4	6	10	4	4	0	2	1	0	26
31	IBIAM, Elem		2-7	0-0	0-2	6	5	11	0	4	0	3	2	1	17
Team						5	3	8							
Totals			31-70	0-14	15-30	29	24	53	12	77	15	15	3	14	200

FG % 1st Half: 17-30 56.7% 2nd half: 14-40 35.0% Game: 31-70 44.3%
 3FG % 1st Half: 0-3 0.0% 2nd half: 0-11 0.0% Game: 0-14 0.0%
 FT % 1st Half: 7-13 53.8% 2nd half: 8-17 47.1% Game: 15-30 50.0%

Officials: Kelly Johnson, Ed Sidlasky, Kim Thebo
 Technical fouls: Elon-None. South Carolina-None.
 Attendance: 2912

Score by periods	1st	2nd	Total
Elon	25	19	44
South Carolina	41	36	77

Last FG - ELON 2nd-05:13, SC 2nd-01:11.
 Largest lead - ELON None, SC by 33 2nd-01:11.

Score tied - 0 times.
 Lead changed - 0 times.



Official Basketball Box Score -- Game Totals -- Final Statistics
South Carolina vs Louisiana Tech
 11/12/12 7 p.m. at Thomas Assembly Center Ruston, La.



South Carolina 82 • 2-0, 0-0 SEC

#	Player	Total		3-Ptr		Rebounds			PF	TP	A	TO	Blk	Stl	Min
		FG	FGA	FG	FGA	FT	FTA	Off							
02	WALKER, Ieasia	*	3-10	3-6	1-2	1	2	3	2	10	8	1	1	2	35
20	WHITE, Sancheon	*	2-7	0-1	0-0	5	3	8	2	4	2	1	1	2	33
21	BRUNER, Ashley	*	8-10	0-0	1-3	0	2	2	3	17	3	0	0	0	22
24	WELCH, Aleighsa	*	4-6	0-0	6-8	4	4	8	3	14	1	0	2	2	26
25	MITCHELL, Tiffany	*	5-11	0-2	3-4	2	6	8	2	13	0	2	0	0	25
05	SESSIONS, Khadijah		1-1	0-0	1-2	1	0	1	0	3	1	1	0	1	8
12	MONTOUT, Wilka		4-10	1-2	3-4	1	2	3	3	12	0	1	0	0	23
15	DAVIS, Tiffany		1-1	1-1	1-2	0	1	1	0	4	0	0	0	0	6
31	DOZIER, Asia		2-5	1-4	0-0	1	1	2	2	5	5	0	0	2	22
Team						0	6	6							
Totals			30-61	6-16	16-25	15	27	42	17	82	20	7	4	9	200

FG % 1st Half: 14-33 42.4% 2nd half: 16-28 57.1% Game: 30-61 49.2%
 3FG % 1st Half: 4-9 44.4% 2nd half: 2-7 28.6% Game: 6-16 37.5%
 FT % 1st Half: 8-12 66.7% 2nd half: 8-13 61.5% Game: 16-25 64.0%

Louisiana Tech 58 • 0-2, 0-0 WAC

#	Player	Total		3-Ptr		Rebounds			PF	TP	A	TO	Blk	Stl	Min
		FG	FGA	FG	FGA	FT	FTA	Off							
01	Borum, Janay	*	2-6	0-0	0-0	0	1	1	2	4	5	4	0	1	20
02	Frazier, Whitney	*	1-7	0-1	1-2	0	2	2	4	3	0	1	0	1	23
04	Vucinic, Jelena	*	0-2	0-1	0-0	0	0	0	1	0	0	0	0	0	17
10	Lewis, Brittany	*	3-5	1-1	3-4	2	3	5	0	10	0	0	0	0	21
23	Perry, Lulu	*	6-14	2-7	2-4	0	2	2	0	16	3	2	0	0	38
00	Hayes, Courtney		2-4	0-1	0-0	1	4	5	3	4	2	0	0	0	13
03	Bryant, Jasmine		3-6	0-0	4-4	2	2	4	4	10	0	1	0	0	19
15	Jefferson, Brittney		0-3	0-0	2-6	0	3	3	2	2	0	0	0	1	26
21	Andrews, Kanedria		0-0	0-0	0-0	0	0	0	0	2	0	1	0	0	6
30	Anderson, Tavasha		3-4	0-0	3-4	1	0	1	1	9	1	2	0	0	15
33	Langston, Savanna		0-0	0-0	0-0	0	0	0	0	0	1	0	0	0	2
Team						0	4	4							
Totals			20-51	3-11	15-24	6	21	27	19	58	12	12	0	3	200

FG % 1st Half: 10-25 40.0% 2nd half: 10-26 38.5% Game: 20-51 39.2%
 3FG % 1st Half: 1-4 25.0% 2nd half: 2-7 28.6% Game: 3-11 27.3%
 FT % 1st Half: 6-10 60.0% 2nd half: 9-14 64.3% Game: 15-24 62.5%

Officials: Marlon Ramsey, John Fletcher, Kyle Bacon
 Technical fouls: South Carolina-None. Louisiana Tech-None.
 Attendance: 2160

Score by periods	1st	2nd	Total
South Carolina	40	42	82
Louisiana Tech	27	31	58

Last FG - SC 2nd-00:56, LATECH 2nd-01:14.
 Largest lead - SC by 24 2nd-00:56, LATECH by 1 1st-19:25.

Score tied - 2 times.
 Lead changed - 1 time.



Official Basketball Box Score -- Game Totals -- Final Statistics
Savannah State vs South Carolina
 11/15/12 7 p.m. at Columbia, S.C./Colonial Life Arena



Savannah State 47 • 1-1

#	Player	Total		3-Ptr		Rebounds			PF	TP	A	TO	Blk	Stl	Min
		FG	FGA	FG	FGA	FT	FTA	Off							
14	HOGUE, Erin	f	3-9	0-0	3-7	3	4	7	2	9	1	1	0	1	32
24	GREENE, Charmaine	f	1-3	0-0	0-0	2	1	3	3	2	0	1	1	1	14
04	NORMAN, Jasmine	g	4-7	1-2	0-0	1	1	2	1	9	1	1	1	1	19
23	KALU, Ezinne	g	4-13	0-1	2-5	1	2	3	3	10	3	3	0	1	37
35	THOMAS, Andrietta	g	4-10	0-0	4-4	1	2	3	1	12	1	2	0	0	27
05	UBA, Blessing		0-2	0-1	0-0	1	0	1	1	0	0	1	0	0	15
11	CUK, Smiljana		0-0	0-0	0-0	0	1	1	0	0	0	0	0	0	4
13	THOMAS, Jasmine		0-0	0-0	0-0	0	1	1	0	0	0	1	0	0	11
15	WILLIAMS, Jerryshia		0-1	0-0	0-0	0	1	1	0	0	0	0	0	0	11
21	KIRKLAND, Jasmine		0-0	0-0	0-0	0	1	1	0	0	0	1	0	1	7
22	TAYLOR, Alexandria		2-2	1-1	0-0	0	0	0	2	5	2	1	2	0	9
55	FRAZIER, Chantrell		0-3	0-0	0-0	0	0	0	0	0	0	1	1	1	14
Team						1	2	3							
Totals			18-50	2-5	9-16	10	16	26	13	47	8	12	5	6	200

FG % 1st Half: 7-24 29.2% 2nd half: 11-26 42.3% Game: 18-50 36.0%
 3FG % 1st Half: 0-3 0.0% 2nd half: 2-2 100.0% Game: 2-5 40.0%
 FT % 1st Half: 6-10 60.0% 2nd half: 3-6 50.0% Game: 9-16 56.3%

South Carolina 78 • 3-0

#	Player	Total		3-Ptr		Rebounds			PF	TP	A	TO	Blk	Stl	Min
		FG	FGA	FG	FGA	FT	FTA	Off							
21	BRUNER, Ashley	f	4-9	0-0	0-3	5	7	12	2	8	1	2	0	0	23
24	WELCH, Aleighsa	f	5-6	0-0	3-3	4	8	12	0	13	0	1	0	0	22
03	WALKER, Ieasia	g	3-4												



Official Basketball Box Score -- Game Totals -- Final Statistics
Hampton vs South Carolina
 11/22/12 2:15 p.m.AST at St. Thomas, U.S. Virgin Islands



Hampton 34 • 4-1

#	Player	Total		3-Ptr		Rebounds			PF	TP	A	TO	Blk	Stl	Min
		FG	FGA	FG	FGA	FT	FTA	Off							
13	AVANT, Keiara	f	1-9	0-1	6-6	2	1	3	4	8	0	3	0	1	35
21	BENNETT, Alyssa	f	5-20	1-4	2-6	1	7	8	3	13	0	6	0	2	40
33	WARD, Brielle	f	0-1	0-0	0-0	0	1	1	3	0	0	1	0	0	7
01	COLE, Kenia	g	0-1	0-0	0-2	0	4	4	1	0	2	1	0	3	26
02	HAMILTON, Nicole	g	2-15	0-5	2-2	1	2	3	2	6	3	1	1	3	40
11	PHELPS, Ariel	g	1-1	0-0	0-0	0	1	1	2	2	0	1	0	2	16
15	JORDAN, Ryan	g	0-2	0-0	0-0	0	0	0	2	0	0	0	0	0	4
23	GUILFORD, JoNiquia	g	0-0	0-0	0-0	0	1	1	0	0	0	0	0	2	5
24	ALLEN, Olivia	g	2-6	1-2	0-0	0	2	2	2	5	0	0	0	0	14
25	BRUNSON, Delia	g	0-0	0-0	0-0	0	0	0	2	0	1	0	0	0	6
42	AUDAIN, Brascia	g	0-2	0-0	0-0	1	1	2	1	0	0	0	0	0	7
Team						5	2	7							
Totals			11-57	2-12	10-16	10	22	32	22	34	6	15	1	13	200

FG % 1st Half: 5-24 20.8% 2nd half: 6-33 18.2% Game: 11-57 19.3%
 3FG % 1st Half: 1-4 25.0% 2nd half: 1-8 12.5% Game: 2-12 16.7%
 FT % 1st Half: 2-4 50.0% 2nd half: 8-12 66.7% Game: 10-16 62.5%

South Carolina 45 • 5-0

#	Player	Total		3-Ptr		Rebounds			PF	TP	A	TO	Blk	Stl	Min
		FG	FGA	FG	FGA	FT	FTA	Off							
21	BRUNER, Ashley	f	2-6	0-0	1-9	4	8	12	2	5	2	5	0	1	28
24	WELCH, Aleighsa	f	6-7	0-0	4-6	6	5	11	0	16	1	7	0	1	31
25	MITCHELL, Tiffany	g	2-9	1-3	2-4	0	8	8	3	7	2	4	0	1	27
02	WALKER, Ieasia	g	2-7	2-5	0-4	0	2	2	1	6	1	5	0	0	34
20	WHITE, Sancheon	g	0-3	0-0	0-0	2	4	6	2	0	0	0	0	1	30
05	SESSIONS, Khadijah	g	1-2	0-0	0-0	0	1	1	0	2	1	3	0	0	9
12	MONTOUT, Wilka	g	1-3	1-1	0-0	1	1	2	0	3	0	2	0	1	14
31	DOZIER, Asia	g	1-8	1-4	2-2	0	3	3	3	5	0	2	0	0	19
33	IBIAM, Elem	g	0-1	0-0	1-2	0	5	5	1	1	0	0	1	0	8
Team						5	2	7							
Totals			15-46	5-13	10-27	18	39	57	12	45	7	29	1	5	200

FG % 1st Half: 7-27 25.9% 2nd half: 8-19 42.1% Game: 15-46 32.6%
 3FG % 1st Half: 3-6 50.0% 2nd half: 2-7 28.6% Game: 5-13 38.5%
 FT % 1st Half: 2-4 50.0% 2nd half: 8-23 34.8% Game: 10-27 37.0%

Officials: Dee Kanter, Bryan Brunette, Geraldine Smith
 Technical fouls: Hampton-None. South Carolina-None.
 Attendance: 2012 Ezybonds Global Payments Paradise Jam Women's Basketball Tournament
 Presented by Basketball Travelers

Score by periods	1st	2nd	Total
Hampton	13	21	34
South Carolina	19	26	45

Last FG - HAM 2nd-01:40, SC 2nd-02:08.
 Largest lead - HAM None, SC by 15 2nd-11:30.

Score tied - 0 times.
 Lead changed - 0 times.



Official Basketball Box Score -- Game Totals -- Final Statistics
South Carolina vs Florida Gulf Coast
 11/23/12 4:30 p.m.AST at St. Thomas, U.S. Virgin Islands



South Carolina 65 • 6-0

#	Player	Total		3-Ptr		Rebounds			PF	TP	A	TO	Blk	Stl	Min
		FG	FGA	FG	FGA	FT	FTA	Off							
21	BRUNER, Ashley	f	7-12	0-1	1-3	3	1	4	2	15	1	3	0	1	27
24	WELCH, Aleighsa	f	6-7	0-0	2-3	6	5	11	1	14	0	1	0	0	23
02	WALKER, Ieasia	g	2-6	2-5	0-0	0	1	1	0	6	2	2	0	0	25
20	WHITE, Sancheon	g	5-11	1-1	0-1	3	2	5	0	11	2	2	0	3	29
25	MITCHELL, Tiffany	g	3-7	0-0	2-2	5	6	11	1	8	3	3	0	1	28
05	SESSIONS, Khadijah	g	2-5	1-3	0-0	1	0	1	2	5	2	1	0	1	21
12	MONTOUT, Wilka	g	1-4	0-0	0-0	3	2	5	3	2	1	1	0	0	16
31	DOZIER, Asia	g	1-6	0-5	0-0	1	0	1	5	2	1	2	0	0	16
33	IBIAM, Elem	g	0-3	0-0	2-4	1	3	4	0	2	0	0	0	0	15
Team						1	2	3							
Totals			27-61	4-15	7-13	24	22	46	14	65	12	15	0	6	200

FG % 1st Half: 14-29 48.3% 2nd half: 13-32 40.6% Game: 27-61 44.3%
 3FG % 1st Half: 3-9 33.3% 2nd half: 1-6 16.7% Game: 4-15 26.7%
 FT % 1st Half: 1-3 33.3% 2nd half: 6-10 60.0% Game: 7-15 46.7%

Florida Gulf Coast 46 • 2-3

#	Player	Total		3-Ptr		Rebounds			PF	TP	A	TO	Blk	Stl	Min
		FG	FGA	FG	FGA	FT	FTA	Off							
03	MEADOR, Katie	f	1-1	0-0	0-0	3	0	3	5	2	1	2	0	0	24
02	GRADINJAN, Taylor	g	1-5	1-3	1-2	0	3	3	1	4	0	2	0	0	21
05	HANSEN, Sarah	g	7-12	1-4	3-4	3	3	6	2	18	3	0	0	1	29
23	ADAMS, Betsy	g	0-6	0-6	0-0	0	1	1	3	0	4	0	2	36	
30	IAMSTRONG, Joyce	g	2-7	2-6	0-0	0	2	2	5	6	0	3	0	2	25
04	MURRELL, Bethany	g	0-1	0-1	0-0	1	0	1	1	0	0	0	0	0	6
11	MOORE, Amanda	g	1-1	1-1	2-2	0	0	0	1	5	0	1	0	1	12
12	HAAS, Stephanie	g	0-1	0-1	0-0	0	0	0	0	0	1	2	0	0	10
13	CHATZIGIAKOUMI, Anth	g	2-6	2-6	0-0	0	1	1	1	6	2	1	1	0	17
21	GLUESING, Jaime	g	2-4	0-1	1-3	0	1	1	0	5	0	1	1	0	20
Team						1	1	2							
Totals			16-44	7-29	7-11	8	12	20	19	46	9	16	2	6	200

FG % 1st Half: 10-23 43.5% 2nd half: 6-21 28.6% Game: 16-44 36.4%
 3FG % 1st Half: 5-16 31.3% 2nd half: 2-13 15.4% Game: 7-29 24.1%
 FT % 1st Half: 1-2 50.0% 2nd half: 6-9 66.7% Game: 7-11 63.6%

Officials: Bryan Brunette, Geraldine Smith, Sue Blanch
 Technical fouls: South Carolina-None. Florida Gulf Coast-None.
 Attendance: 486
 2012 Ezybonds Global Payments Paradise Jam Women's Basketball Tournament
 Presented by Basketball Travelers
 REEF DIVISION

Score by periods	1st	2nd	Total
South Carolina	32	33	65
Florida Gulf Coast	26	20	46

Last FG - SC 2nd-00:41, FGCU 2nd-00:30.
 Largest lead - SC by 22 2nd-00:41, FGCU None.

Score tied - 0 times.
 Lead changed - 0 times.



Official Basketball Box Score -- Game Totals -- Final Statistics
DePaul vs South Carolina
 11/24/12 4:30 p.m.AST at St. Thomas, U.S. Virgin Islands



DePaul 46 • 5-2

#	Player	Total		3-Ptr		Rebounds			PF	TP	A	TO	Blk	Stl	Min
		FG	FGA	FG	FGA	FT	FTA	Off							
31	PENNY, Jasmine	f	3-11	1-1	0-0	2	2	4	4	7	0	0	0	0	30
51	HARRY, Katherine	f	5-11	0-2	0-0	2	3	5	3	10	2	2	0	0	31
12	HRYNKO, Brittany	g	1-13	1-8	1-2	2	2	4	3	4	6	5	0	1	38
13	JENKINS, Chanise	g	3-10	0-3	0-0	1	3	4	5	6	2	2	0	0	28
21	REGOWSKI, Megan	g	5-11	2-4	1-2	4	4	8	1	13	0	1	0	3	34
20	ROYNOLDS, Kelsey	g	0-2	0-0	0-0	0	0	0	2	0	2	0	0	1	22
22	SCHULTE, Brooke	g	0-0	0-0	0-0	0	1	1	1	0	0	0	0	0	1
44	HARVEY-CARR, Brandi	g	1-4	0-0	0-0	1	0	1	1	2	0	0	0	1	9
54	SMITH, KELSEY	g	1-2	0-0	2-2	0	0	0	1	4	0	0	0	0	7
Team						1	3	4							
Totals			19-64	4-18	4-6	13	18	31	21	46	12	11	0	6	200

FG % 1st Half: 9-30 30.0% 2nd half: 10-34 29.4% Game: 19-64 29.7%
 3FG % 1st Half: 2-8 25.0% 2nd half: 2-10 20.0% Game: 4-18 22.2%
 FT % 1st Half: 1-2 50.0% 2nd half: 3-4 75.0% Game: 4-6 66.7%

South Carolina 55 • 7-0

#	Player	Total		3-Ptr		Rebounds			PF	TP	A	TO	Blk	Stl	Min
		FG	FGA	FG	FGA	FT	FTA	Off							
21	BRUNER, Ashley	f	5-10	0-0	1-7	5	7	12	1	11	0	4	1	1	37
24	WELCH, Aleighsa	f	3-7	0-0	3-6	5	5	10	3	9	1	2	0	0	26
02	WALKER, Ieasia	g	4-11	0-3	3-4	2	4	6	0	11	0	2	1	1	32
20	WHITE, Sancheon	g	5-7	0-1	0-1	2	3	5	2	10	1	0	1	1	35
25	MITCHELL, Tiffany	g	1-5	0-0	4-8	1	5	6	1	6	0	4	0	2	29
05	SESSIONS, Khadijah	g	2-8	0-1	2-3	0	1	1	1	6	0	0	0	0	21
12	MONTOUT, Wilka	g	1-2	0-0	0-0	0	1	1	1	2	0	1	1	0	6
31	DOZIER, Asia	g	0-1	0-1	0-0	0	1	1	0	0	0	0	0	0	4
33	IBIAM, Elem	g	0-0	0-0	0-0	0	1	1	1	0	0	0	0	0	10
Team						0	4	4							
Totals			21-51	0-6	13-29	15	32	47	10	55	1	14	3	5	200

FG % 1st Half: 10-30 33.3% 2nd half: 11-21 52.4% Game: 21-51 41.2%
 3FG % 1st Half: 0-4 0.0% 2nd half: 0-2 0.0% Game: 0-6 0.0%
 FT % 1st Half: 2-5 40.0% 2nd half: 11-24 45.8% Game: 13-29 44.8%

Officials: Dee Kanter, Denise Brooks, Lauren Holtkamp
 Technical fouls: DePaul-None. South Carolina-None.
 Attendance: 2012 Ezybonds Global Payments Paradise Jam Women's Basketball.
 Presented by Basketball Travelers
 South Carolina wins the Reef Division Championship

Score by periods	1st	2nd	Total
DePaul	21	25	46
South Carolina	22	33	55

Last FG - DPU 2nd-00:49, SC 2nd-03:06.
 Largest lead - DPU by 3 2nd-17:45, SC by 14 2nd-03:06.

Score tied - 3 times.
 Lead changed - 5 times



Official Basketball Box Score -- Game Totals -- Final Statistics
#-/24 South Carolina vs Seton Hall
 12/2/12 2:00 PM at South Orange, N.J. (Walsh Gymnasium)



#-/24 South Carolina 55 • 9-0

##	Player	Total		3-Ptr		Rebounds			PF	TP	A	TO	Blk	Stl	Min
		FG-FGA	FG-FGA	FT-FTA	Off	Def	Tot								
21	BRUNER, Ashley	f	4-8	0-1	1-4	3	4	7	1	9	2	3	0	5	30
24	WELCH, Aleighsa	f	5-11	0-0	4-4	7	3	10	1	14	0	2	0	1	32
02	WALKER, Ieasia	g	2-7	2-5	0-3	1	2	3	2	6	1	4	1	1	36
20	WHITE, Sancheon	g	2-6	0-2	4-4	1	0	1	0	8	0	0	1	1	26
25	MITCHELL, Tiffany	g	4-7	2-2	3-9	3	8	11	3	13	1	4	0	1	28
05	SESSIONS, Khadijah	g	1-5	0-2	1-3	1	0	1	0	3	1	0	0	2	15
12	MONTOUT, Wilka	g	1-4	0-1	0-1	1	0	1	0	2	0	0	0	0	11
31	DOZIER, Asia	g	0-1	0-0	0-0	0	1	1	0	0	0	0	0	0	10
33	IBIAM, Elem	g	0-4	0-0	0-0	0	1	1	1	0	0	0	1	0	12
	Team					0	2	2							
	Totals		19-53	4-13	13-28	17	21	38	8	55	5	14	3	11	200

FG % 1st Half: 10-31 32.3% 2nd half: 9-22 40.9% Game: 19-53 35.8% Deadball Rebounds 9,2
 3FG % 1st Half: 1-7 14.3% 2nd half: 3-6 50.0% Game: 4-13 30.8%
 FT % 1st Half: 3-9 33.3% 2nd half: 10-19 52.6% Game: 13-28 46.4%

Seton Hall 42 • 3-5

##	Player	Total		3-Ptr		Rebounds			PF	TP	A	TO	Blk	Stl	Min
		FG-FGA	FG-FGA	FT-FTA	Off	Def	Tot								
13	MASEKO, Alexandra	f	4-6	0-0	0-0	0	0	0	4	8	1	2	0	1	22
44	JOHNSON, Janee	f	3-8	0-0	0-0	2	7	9	2	6	0	2	2	1	35
02	MORRIS, Brittany	g	4-11	2-4	0-0	0	5	5	3	10	2	2	0	1	38
05	BROWN, Alexis	g	3-5	0-0	1-2	0	1	1	5	7	3	5	0	3	28
11	SIMMONS, Ka-Deidre	g	3-7	1-1	0-0	0	1	1	1	7	5	4	0	4	39
01	RICHARDSON-SMITH,	g	0-4	0-1	0-0	0	1	1	0	0	0	1	2	0	8
03	EKEDIGWE, Chizoba	g	0-1	0-0	0-0	1	1	2	5	0	0	2	1	0	10
15	WEBB, Brittany	g	0-0	0-0	0-0	0	1	1	2	0	0	1	0	1	5
22	GREEN, Terry	g	1-3	1-2	0-0	0	3	3	1	3	0	0	0	0	9
55	JONES, Breanna	g	0-0	0-0	1-2	0	0	0	0	1	0	0	0	0	6
	Team					0	3	3							
	Totals		18-45	4-8	2-4	3	23	26	23	42	11	20	5	11	200

FG % 1st Half: 10-21 47.6% 2nd half: 8-24 33.3% Game: 18-45 40.0% Deadball Rebounds 3
 3FG % 1st Half: 1-2 50.0% 2nd half: 3-6 50.0% Game: 4-8 50.0%
 FT % 1st Half: 1-2 50.0% 2nd half: 1-2 50.0% Game: 2-4 50.0%

Officials: Denise Brooks, Amy Bonner, Ed Sidlasky
 Technical fouls: #-/24 South Carolina-None. Seton Hall-TEAM.
 Attendance: 432
 Unsporting Technical Foul on SHU HC Anne Donovan with 9:01 remaining in 2nd half.

Score by periods	1st	2nd	Total
#-/24 South Carolina	24	31	55
Seton Hall	22	20	42

Last FG - SC 2nd-00:31, SHU 2nd-01:07.
 Largest lead - SC by 16 2nd-04:04, SHU by 6 1st-05:14.

Score tied - 2 times.
 Lead changed - 5 times.



Official Basketball Box Score -- Game Totals -- Final Statistics
Furman vs #-/21 South Carolina
 12/9/12 3 p.m. at Columbia, S.C./Colonial Life Arena



Furman 35 • 3-5

##	Player	Total		3-Ptr		Rebounds			PF	TP	A	TO	Blk	Stl	Min
		FG-FGA	FG-FGA	FT-FTA	Off	Def	Tot								
21	WILKINS, Holli	f	1-6	0-0	2-2	0	2	2	4	4	0	3	0	0	27
33	GRISWOLD, Teshia	f	2-9	1-5	4-4	2	2	4	0	9	1	0	0	0	38
03	NORWOOD, Erica	g	2-10	0-1	0-0	0	4	4	4	4	1	6	0	0	24
15	BRYAN, Savonia	g	0-2	0-0	0-0	0	4	4	2	0	0	2	0	0	20
31	HODGES, Brittany	g	3-6	0-0	4-4	3	4	7	4	10	0	3	1	0	38
11	REIMER, Courtney	g	0-0	0-0	0-0	0	0	0	0	0	0	0	1	0	2
12	ELLIS, Kelsey	g	0-1	0-0	0-0	0	1	1	0	0	0	0	0	0	9
14	MURPHY, Kaitlin	g	2-7	1-2	0-0	1	1	2	1	5	0	5	0	0	21
20	THOMPSON, Raegan	g	1-4	1-2	0-0	0	1	1	0	3	0	1	0	0	12
23	PETERSON, Alexis	g	0-1	0-0	0-0	1	2	3	0	0	0	2	0	0	7
42	GOODWIN, Shianne	g	0-0	0-0	0-0	0	0	0	0	0	0	0	0	0	2
	Team					2	3	5							
	Totals		11-46	3-10	10-10	9	24	33	15	35	2	24	2	0	200

FG % 1st Half: 5-22 22.7% 2nd half: 6-24 25.0% Game: 11-46 23.9% Deadball Rebounds 0
 3FG % 1st Half: 0-3 0.0% 2nd half: 3-7 42.9% Game: 3-10 30.0%
 FT % 1st Half: 10-10 100.0% 2nd half: 0-0 0.0% Game: 10-10 100.0%

#-/21 South Carolina 69 • 10-0

##	Player	Total		3-Ptr		Rebounds			PF	TP	A	TO	Blk	Stl	Min
		FG-FGA	FG-FGA	FT-FTA	Off	Def	Tot								
21	BRUNER, Ashley	f	1-6	0-0	0-0	4	1	5	2	2	1	2	2	1	21
24	WELCH, Aleighsa	f	3-4	0-0	5-6	2	1	3	0	11	0	1	0	0	17
02	WALKER, Ieasia	g	4-10	0-3	1-1	1	2	3	1	9	1	1	0	5	21
20	WHITE, Sancheon	g	1-6	0-1	0-0	1	1	2	1	2	2	0	2	3	23
25	MITCHELL, Tiffany	g	8-13	0-1	0-2	2	2	4	1	16	1	2	0	5	29
05	SESSIONS, Khadijah	g	2-5	0-3	3-4	0	2	2	1	7	2	1	1	1	23
12	MONTOUT, Wilka	g	4-9	0-2	2-2	2	1	3	1	10	1	0	2	0	23
31	DOZIER, Asia	g	1-5	1-5	1-2	0	2	2	2	4	0	0	1	0	21
33	IBIAM, Elem	g	4-8	0-0	0-2	3	6	9	2	8	1	1	1	0	22
	Team					1	6	7							
	Totals		28-66	1-15	12-19	16	24	40	11	69	9	8	9	15	200

FG % 1st Half: 15-32 46.9% 2nd half: 13-34 38.2% Game: 28-66 42.4% Deadball Rebounds 5,2
 3FG % 1st Half: 0-7 0.0% 2nd half: 1-8 12.5% Game: 1-15 6.7%
 FT % 1st Half: 7-11 63.6% 2nd half: 5-8 62.5% Game: 12-19 63.2%

Officials: Laura C. Morris, Bruce Morris, Nick Marshall
 Technical fouls: Furman-None. #-/21 South Carolina-None.
 Attendance: 2618

Score by periods	1st	2nd	Total
Furman	20	15	35
#-/21 South Carolina	37	32	69

Last FG - FUR 2nd-02:28, SC 2nd-01:07.
 Largest lead - FUR None, SC by 34 2nd-02:47.

Points	In	Off	2nd	Fast	Bench
FUR	12	6	9	7	8
SC	42	31	17	20	29


Score tied - 0 times.
 Lead changed - 0 times.



2012-13 South Carolina Basketball
South Carolina Points-Rebounds-Assists (as of Dec 09, 2012)
All games



Opponent	Date	Score	02	05	12	15	20	21	24	25	31	33
ELON	11/09/12	77-44 w	WALKER,IEA	8-0-0	1-2-2	6-3-3	8-1-2	15-3-0	9-9-1	9-2-3	4-10-0	4-1-0
at LATECH	11/12/12	82-58 w	10-3-8	3-1-1	12-3-0	4-1-0	4-8-2	17-2-3	14-8-1	13-8-0	5-2-5	DNP
SSU	11/15/12	78-47 w	10-1-5	6-3-4	9-6-0	2-0-1	9-4-1	8-12-1	13-12-0	10-5-4	11-3-2	DNP
CU	11/18/12	64-43 w	9-8-4	3-1-1	4-1-1	DNP	3-6-0	16-8-0	7-6-0	16-6-2	0-5-1	6-0-0
vs HAM	11/22/12	45-34 w	6-2-1	2-1-1	3-2-0	DNP	0-6-0	5-12-2	16-11-1	7-8-2	5-3-0	1-5-0
vs FGCU	11/23/12	65-46 w	6-1-2	5-1-2	2-5-1	DNP	11-5-2	15-4-1	14-11-0	8-11-3	2-1-1	2-4-0
vs DPU	11/24/12	55-46 w	11-6-0	6-1-0	2-1-0	DNP	10-5-0	11-12-0	9-10-1	6-6-0	0-1-0	0-1-0
DREXEL	11/28/12	58-55 w	6-2-2	3-0-0	0-0-0	DNP	5-4-2	12-8-2	12-15-0	14-2-1	3-1-1	3-3-0
at SHU	12/2/12	55-42 w	6-3-1	3-1-1	2-1-0	DNP	8-1-0	9-7-2	14-10-0	13-11-1	0-1-0	0-1-0
FUR	12/9/12	69-35 w	9-3-1	7-2-2	10-3-1	DNP	2-2-2	2-5-1	11-3-0	16-4-1	4-2-0	8-9-1






2012-13 South Carolina Basketball
South Carolina Team Game-by-Game Comparison (as of Dec 09, 2012)
All games



Opponent	1st	2nd	Score	Mar	Total FG	FG Pct	3-Pointers	3FG Pct	Free Throws	FT Pct	Rebounds	Assist	T/Over	Block	Steal	Fouls
ELON	41/25	36/19	77-44	+33	31-70/16-54	.443/.296	0-14/2-7	.000/.286	15-30/10-13	.500/.769	53/33	15/4	15/22	3/3	14/7	12/23
Louisiana Tech	40/27	42/31	82-58	+24	30-61/20-51	.492/.392	6-16/3-11	.375/.273	16-25/15-24	.640/.625	42/27	20/12	7/12	4/0	9/3	17/19
SAVANNAH STATE	40/20	38/27	78-47	+31	31-67/18-50	.453/.360	9-25/2-5	.360/.400	7-13/9-16	.538/.563	50/26	18/8	12/12	1/5	4/6	14/13
CLEMSON	31/18	33/25	64-43	+21	21-53/11-46	.396/.239	0-14/1-10	.000/.100	22-35/20-24	.629/.833	46/28	9/6	21/20	2/7	13/10	19/30
Hampton	19/13	26/21	45-34	+11	15-46/11-57	.326/.193	5-13/2-12	.385/.167	10-27/10-16	.370/.625	57/32	7/6	29/15	1/1	5/13	12/22
Florida Gulf Coast	32/26	33/20	65-46	+19	27-61/16-44	.443/.364	4-15/7-29	.267/.241	7-13/7-11	.538/.636	46/20	12/9	15/16	0/2	6/6	14/19
DePaul	22/21	33/25	55-46	+9	21-51/19-64	.412/.297	0-6/4-18	.000/.222	13-29/4-6	.448/.667	47/31	1/12	14/11	3/0	5/6	10/21
DREXEL	22/36	33/19	58-55	+3	21-62/22-52	.339/.423	7-17/7-12	.412/.583	9-20/4-6	.450/.667	38/37	8/12	10/17	7/7	13/4	9/15
Seton Hall	24/22	31/20	55-42	+13	19-53/18-45	.358/.400	4-13/4-8	.308/.500	13-28/2-4	.464/.500	38/26	5/11	14/20	3/5	11/11	8/23
FURMAN	37/20	32/15	69-35	+34	28-66/11-46	.424/.239	1-15/3-10	.067/.300	12-19/10-10	.632/1000	40/33	9/2	8/24	9/2	15/0	11/15

Note: Game totals are displayed in the format TEAM/OPPONENT for each category





2012-13 South Carolina Basketball
South Carolina Game-by-Game Highs (as of Dec 09, 2012)
All games



Opponent	Date	Score	Points	Rebounds	Assists	Steals	Blocked shots
ELON	11/09/12	77-44	15-BRUNER, Ashley	11-IBIAM, Elem	4-WALKER, leasia	5-DAVIS, Tiffany	2-IBIAM, Elem
at Louisiana Tech	11/12/12	82-58	17-BRUNER, Ashley	8-WELCH, Aleighsa MITCHELL, Tiffany WHITE, Sancheon	8-WALKER, leasia	2-WHITE, Sancheon WALKER, leasia WELCH, Aleighsa DOZIER, Asia	2-WELCH, Aleighsa
SAVANNAH STATE	11/15/12	78-47	13-WELCH, Aleighsa	12-BRUNER, Ashley WELCH, Aleighsa	5-WALKER, leasia	3-SESSIONS, Khadij	1-MONTOUT, Wilka
CLEMSON	11/18/12	64-43	16-MITCHELL, Tiffany BRUNER, Ashley	8-BRUNER, Ashley WALKER, leasia	4-WALKER, leasia	4-WALKER, leasia	1-WELCH, Aleighsa WHITE, Sancheon
vs Hampton	11/22/12	45-34	16-WELCH, Aleighsa	12-BRUNER, Ashley	2-MITCHELL, Tiffany BRUNER, Ashley	1-MONTOUT, Wilka WELCH, Aleighsa MITCHELL, Tiffany WHITE, Sancheon BRUNER, Ashley	1-IBIAM, Elem
vs Florida Gulf Coast	11/23/12	65-46	15-BRUNER, Ashley	11-WELCH, Aleighsa MITCHELL, Tiffany	3-MITCHELL, Tiffany	3-WHITE, Sancheon	None
vs DePaul	11/24/12	55-46	11-BRUNER, Ashley WALKER, leasia	12-BRUNER, Ashley	1-WELCH, Aleighsa	2-MITCHELL, Tiffany	1-WALKER, leasia BRUNER, Ashley MONTOUT, Wilka
DREXEL	11/28/12	58-55	14-MITCHELL, Tiffany	15-WELCH, Aleighsa	2-WHITE, Sancheon BRUNER, Ashley WALKER, leasia	4-BRUNER, Ashley	4-WHITE, Sancheon
at Seton Hall	12/2/12	55-42	14-WELCH, Aleighsa	11-MITCHELL, Tiffany	2-BRUNER, Ashley	5-BRUNER, Ashley	1-IBIAM, Elem WALKER, leasia WHITE, Sancheon
FURMAN	12/9/12	69-35	16-MITCHELL, Tiffany	9-IBIAM, Elem	2-SESSIONS, Khadij WHITE, Sancheon	5-MITCHELL, Tiffany WALKER, leasia	2-WHITE, Sancheon MONTOUT, Wilka BRUNER, Ashley



2012-13 South Carolina Basketball
South Carolina Combined Team Statistics (as of Dec 09, 2012)
All games



RECORD:	OVERALL	HOME	AWAY	NEUTRAL
ALL GAMES	10-0	5-0	2-0	3-0
CONFERENCE	0-0	0-0	0-0	0-0
NON-CONFERENCE	10-0	5-0	2-0	3-0

#	Player	gp-gs	min	avg	Total		3-Point		F-Throw		Rebounds				Other				pts	avg		
					fg-fga	fg%	3fg-fga	3fg%	ft-fa	ft%	off	def	tot	avg	pf	dq	a	to			blk	stl
24	WELCH, Aleighsa	10-10	269	26.9	43-65	.662	1-1	1.000	32-46	.696	50	45	95	9.5	12	0	4	20	3	8	119	11.9
25	MITCHELL, Tiffany	10-10	275	27.5	44-92	.478	6-16	.375	18-40	.450	18	45	63	6.3	19	0	17	23	0	17	112	11.2
21	BRUNER, Ashley	10-10	275	27.5	49-98	.500	0-2	.000	12-48	.250	36	37	73	7.3	16	0	12	27	5	16	110	11.0
02	WALKER, leasia	10-10	310	31.0	28-84	.333	13-42	.310	17-28	.607	12	21	33	3.3	11	0	28	29	4	18	86	8.6
20	WHITE, Sancheon	10-10	269	26.9	24-63	.381	3-12	.250	9-12	.750	17	25	42	4.2	16	0	11	5	9	14	60	6.0
05	SESSIONS, Khadijah	10-0	148	14.8	16-41	.390	2-14	.143	12-22	.545	6	5	11	1.1	7	0	12	11	1	9	46	4.6
12	MONTOUT, Wilka	10-0	156	15.6	17-55	.309	3-14	.214	8-13	.615	16	8	24	2.4	15	0	5	9	4	3	45	4.5
15	DAVIS, Tiffany	3-0	40	13.3	4-8	.500	1-4	.250	3-4	.750	1	3	4	1.3	2	0	4	2	0	5	12	4.0
31	DOZIER, Asia	10-0	174	17.4	10-56	.179	7-43	.163	7-11	.636	10	19	29	2.9	20	1	10	8	2	4	34	3.4
33	IBIAM, Elem	8-0	109	13.6	9-28	.321	0-0	.000	6-15	.400	12	22	34	4.3	8	0	1	5	5	1	24	3.0
Team											20	29	49				6					
Total.....		10	2025		244-590	.414	36-148	.243	124-239	.519	198	259	457	45.7	126	1	104	145	33	95	648	64.8
Opponents.....		10	2025		162-509	.318	35-122	.287	91-130	.700	93	200	293	29.3	200	9	82	169	32	66	450	45.0

TEAM STATISTICS	SC	OPP	Date	Opponent	Score	Att.
SCORING	648	450	11/09/12	ELON	w 77-44	2912
Points per game	64.8	45.0	11/12/12	at Louisiana Tech	w 82-58	2160
Scoring margin	+19.8	-	11/15/12	SAVANNAH STATE	w 78-47	2480
FIELD GOALS-ATT	244-590	162-509	11/18/12	CLEMSON	w 64-43	4893
Field goal pct	.414	.318	< 11/22/12	vs Hampton	w 45-34	424
3 POINT FG-ATT	36-148	35-122	< 11/23/12	vs Florida Gulf Coast	w 65-46	486
3-point FG pct	.243	.287	< 11/24/12	vs DePaul	w 55-46	427
3-pt FG made per game	3.6	3.5	11/28/12	DREXEL	wot 58-55	2675
FREE THROWS-ATT	124-239	91-130	12/2/12	at Seton Hall	w 55-42	432
Free throw pct	.519	.700	12/9/12	FURMAN	w 69-35	2618
F-Throws made per game	12.4	9.1	< = U.S. Virgin Islands Paradise Jam (St. Thomas, USVI)			
REBOUNDS	457	293	* = SEC Game			
Rebounds per game	45.7	29.3	^ = SEC Tournament (Duluth, Ga.)			
Rebounding margin	+16.4	-				
ASSISTS	104	82				
Assists per game	10.4	8.2				
TURNOVERS	145	169				
Turnovers per game	14.5	16.9				
Turnover margin	+2.4	-				
Assist/turnover ratio	0.7	0.5				
STEALS	95	66				
Steals per game	9.5	6.6				
BLOCKS	33	32				
Blocks per game	3.3	3.2				
ATTENDANCE	15578	3929				
Home games-Avg/Game	5-3116	2-1296				
Neutral site-Avg/Game	-	3-446				

Score by Periods	1st	2nd	OT	Totals
South Carolina	308	337	3	648
Opponents	228	222	0	450