

SOUTH CAROLINA

2016-17 Women's Basketball



Assoc. Media Relations Director: Diana Koval | Office: 803.777.7977 | Cell: 314.369.6050 | Email: dkoval@mailbox.sc.edu | Twitter: @DianaKovalSID
 Website: www.GamecocksOnline.com | Twitter: @GamecockWBB | Instagram: @GamecockWBB | Facebook: @GamecockWBB | Snapchat: @GamecockWBB



2017 NCAA Women's Final Four

March 31-April 2 • Dallas • American Airlines Center
 Stanford • UConn • Mississippi State



Schedule/Results

Nov. 14	at #7/6 Ohio St. (BTN+)	W, 92-80
<i>Basketball Hall of Fame Women's Challenge</i>		
Nov. 20	Hampton (SECN+)	W, 92-38
Nov. 21	Maine (SECN+)	W, 79-42
Nov. 22	Saint Peter's (SECN+)	W, 93-38
Nov. 27	vs. #4/4 Louisville (ESPN2)	W, 83-59
<i>SEC/Big 12 Challenge</i>		
Dec. 1	at #14/15 Texas (ESPN2)	W, 76-67
Dec. 4	at Duke	L, 63-74
Dec. 11	Minnesota (SECN)	W, 98-58
Dec. 15	Clemson (SECN)	W, 83-61
Dec. 18	#9/9 UCLA (ESPN2)	W, 66-57
Dec. 21	at Savannah State	W, 70-30
Jan. 1	Alabama* (ESPN2)	W, 93-45
Jan. 5	at Auburn* (SECN+)	W, 73-47
Jan. 8	at Florida* (ESPNU)	W, 81-62
Jan. 12	Georgia* (SECN)	W, 66-63
Jan. 15	at LSU* (SECN+)	W, 84-61
Jan. 19	Ole Miss* (SECN)	W, 65-46
Jan. 23	#4/4 Mississippi St.* (ESPN2)	W, 64-61
Jan. 26	at Georgia* (SECN)	W, 62-44
Jan. 30	Tennessee* (ESPN2)	L, 74-76
Feb. 2	at #25/-Kentucky* (SECN)	W, 75-63
Feb. 5	at Arkansas* (ESPN2)	W, 79-49
Feb. 9	Auburn* (SECN+)	W, 60-41
Feb. 13	at #1/1 UConn (ESPN2)	L, 55-66
Feb. 16	Vanderbilt* (SECN)	W, 82-51
Feb. 19	at Missouri* (ESPN2)	L, 60-62
Feb. 23	at Texas A&M* (SECN)	W, 80-64
Feb. 26	#22/-Kentucky* (ESPNU)	W, 95-87
<i>SEC Tournament (Greenville, S.C.)</i>		
Mar. 3	Georgia (SECN)	W, 72-48
Mar. 4	#20/24 Kentucky (ESPNU)	W, 89-77
Mar. 5	#6/7 Mississippi State (ESPN2)	W, 59-49
<i>NCAA Tournament (Columbia, S.C./Stockton/Dallas)</i>		
Mar. 17	UNC Asheville (ESPN2)	W, 90-40
Mar. 19	Arizona State (ESPN)	W, 71-68
Mar. 25	Quinnipiac (ESPN)	100-58
Mar. 27	#10/13 Florida State (ESPN)	71-64
Mar. 31	#6/6 Stanford (ESPN)	7:30 p.m.

All Times Listed as Eastern and are subject to change
 * indicates SEC Game

Season Theme - 100

South Carolina head coach Dawn Staley selects a theme for the team and its fans to rally around each season. The "100" this season plays off the meaning of being 100 in terms of commitment to the team and realizing its goals, but each numeral in 100 also represents an evolving principle of the team and season. The "1" reflects one goal, one dream, one team, one family and one focus. The first "0" stands for no boundaries and no complaints. The second "0" represents zero excuses, zero selfishness and zero tolerance.

South Carolina Gamecocks

31-4, 14-2 SEC



Ranking: 3/4 (AP/Coaches)
 Head Coach: Dawn Staley
 Record at SC: 219-80 (9th)
 Career Rec.: 391-160 (17th)
 Top Scorer: A'ja Wilson (17.9)
 Top Reb.: Alaina Coates (10.7)

VS



Stanford Cardinal

32-5, 15-3 Pac-12

Ranking: 6/6 (AP/Coaches)
 Head Coach: Tara VanDerveer
 Record at SU: 860-179 (31st)
 Career Rec.: 1012-230 (38th)
 Top Scorer: Erica McCall (14.4)
 Top Reb.: Erica McCall (8.9)

NCAA Tournament History

Appearances	14 (1982, 1986, 1988, 1989, 1990, 1991, 2002, 2003, 2012, 2013, 2014, 2015, 2016, 2017)	Sweet 16 Appearances	8 (1982, 1990, 2002, 2012, 2014, 2015, 2016, 2017)
Staley Era	6 (2012, 2013, 2014, 2015, 2016, 2017)	Staley Era	5 (2012, 2014, 2015, 2016, 2017)
Overall Record	22-13	Elite Eight Appearances	3 (2002, 2015, 2017)
Staley Era	15-5	Staley Era	2 (2015, 2017)
		Final Four Appearances	2 (2015, 2017)












South Carolina Notables

- The Gamecocks are in the NCAA Final Four for the second time in three seasons after not reaching that level in the first 37 seasons of the NCAA Tournament.
- South Carolina men's basketball is also in this season's Final Four, marking the 13th time a school has sent both teams to the national semifinals, most recently Syracuse in 2016. The Gamecocks are the third SEC program to claim the achievement – Georgia (1983) and LSU (2006).
- The Gamecocks are one of two SEC teams in the Final Four this season, marking the 10th time the league has put two teams into the event. The most recent prior to this season was 2008 when LSU and Tennessee advanced to the national semifinals.
- South Carolina head coach Dawn Staley squares off against her former USA Basketball head coach in Stanford's Tara VanDerveer Friday night. Earlier this month, Staley was named head coach of the U.S. Women's National Team for 2017-20. Staley is 0-5 against her mentor, including one game while the head coach at Temple. This is their second meeting in NCAA Tournament action as the Cardinal claimed a win in the 2012 NCAA Sweet 16 battle in the Gamecocks' first of now six straight NCAA Tournament appearances.
- The Gamecocks have found success this season thanks to a sense of balance, both broadly and individually. South Carolina's offense ranks 18th in the nation (77.0 ppg) while its defense is 25th (57.0 ppg), and it is sixth in both field goal percentage and field goal percentage defense. The Gamecock offense is made up of 49.9 percent points in the paint on the season, but it has also seen 3-pointers make up at least 25.0 percent of a game's scoring 10 times. Individually, four of the five starters average double-figure points this season. Five different Gamecocks have led the team in scoring at least once, six in rebounding and nine in assists.
- Led by a freshman point guard, South Carolina is 25th in the nation in assist-to-turnover ratio (1.2) Tyasha Harris is among the steadiest freshman floor generals in the nation, ranking sixth among the group in assist-to-turnover ratio (2.1). Her 3.3 assists per game are good for 14th in the SEC, and she has 11 games of five or more assists.
- There may not be any player in the NCAA Tournament hotter right now than South Carolina junior Kaela Davis, whose game on both sides of the ball looks as fluid as it has all season. With a renewed commitment to mixing her shot selection and to sustained effort on defense, the 6-foot-2 guard has thrived in the Gamecocks' seven postseason games, averaging 18.0 points on 51.7 percent shooting, including 50.0 percent 3-point accuracy, to go with 2.4 assists and 4.4 rebounds per game. The effort earned her NCAA Stockton Regional MOP honors and a spot on the SEC All-Tournament team.
- For the second-straight season junior forward A'ja Wilson is a finalist for every national player of the year award and a First-Team All-American. Her contributions continue to skyrocket each time the spotlight gets brighter as she averages 19.8 points per NCAA Tournament game on 62.8 percent shooting.

A Look Inside

Game Notes	1-15
Records Update	16-18
Season Statistics	19-26
Season Box Scores	27-36
Team Profiles	37-54
NCAA Tournament History	55-58
News Clippings	59-90

2016-17 South Carolina Media Roster

0		Victoria Patrick 5-8 • Fr. • Guard • Orlando, Fla.	PPG 1.4 RPG 0.5 APG 0.2 FG% .278 FT% .333	LAST GAME: 3 pts, 7 mins vs. Quinnipiac NOTABLE: Solid shooting guard ... averages 6.4 minutes in 23 games played ... No. 25 guard in Class of 2016 ... helped Edgewater HS to state championship in 2014 ... led team with 15.4 ppg as a senior.	Career Highs Pts: 4, 2x, at Sav. St., 12/21/16 Reb: 2, 4x, vs. Vandy, 2/16/17 Ast: 2 at Savannah St., 12/21/16 Stl: 2 vs. Saint Peter's, 11/22/16
	1		Bianca Cuevas-Moore 5-6 • Jr. • Guard • Bronx, N.Y. <i>kwub-VAHS</i>	PPG 8.4 RPG 1.8 APG 1.9 FG% .387 FT% .788	LAST GM: 3 pts, 2 stls vs. Florida State NOTABLE: Speedy, crafty guard ... 4 games of ≥4 assists, 11 games of ≥10 points ... in SEC play, 9.5 ppg, .415 FG%, .413 3FG% ... in NCAA – 8.3 ppg, 1.8 apg, 2.5 spg, 38.5% FG
3			Kaela Davis 6-2 • Jr. • Guard • Suwanee, Ga. <i>KAY-luh</i>	PPG 13.0 RPG 3.9 APG 2.3 FG% .385 FT% .804	LAST GM: 23 pts, 5 rebs, 2 assts vs. Fla. State NOTABLE: Tall, athletic, versatile ... NCAA Regional MVP ... 20+ pts 4 of last 5 gms ... 21st SEC in ppg ... 21 gms ≥10 pts, 15 gms ≥3 assists, 10 gms ≥5 rebs ... in NCAA – 19.3 ppg, 52.9% FG ... CoSIDA Academic All-District.
	4		Doniyah Cliney 6-0 • So. • Guard • Newark, N.J. <i>dawn-YAY CLY-nee</i>	PPG 2.9 RPG 2.9 APG 1.2 FG% .425 FT% .568	LAST GM: 2 pts, 7 rebs vs. Florida State NOTABLE: Athletic guard with good size ... great development throughout season, especially on defense ... ≥5 rebs 8 times, ≥20 minutes played in 16 games ... in postseason – 4.9 ppg, 56.5% FG, 1.9 apg, 23.0 mpg.
10			Alisha Gray 6-0 • Jr. • Guard • Sandersville, Ga. <i>uh-LEE-shub</i>	PPG 12.9 RPG 4.7 APG 2.5 FG% .512 FT% .725	LAST GM: 11 pts, 4 rebs, 2 assts vs. Florida St. NOTABLE: Steady contributor in every area ... scored ≥10 pts 27 times, ≥4 assists 9 times, ≥5 rebs 15 times ... 24th in SEC in scoring ... team's top rebounder in NCAA Tournament play (8.0 rpg), shooting 62.2% at event.
	12		Araion Bradshaw 5-6 • Fr. • Guard • Boston, Mass. <i>R-ee-on</i>	PPG 0.9 RPG 0.8 APG 0.8 FG% .250 FT% .700	LAST GAME: 3 rebs, 5 assts vs. Quinnipiac NOTABLE: Scrappy guard ... has played in 23 games, including ≥10 mins 7 times ... rated No. 10 guard in 2016 class ... helped HS to back-to-back appearances in state finals.
15			Tiffany Davis 5-7 • Sr. • Guard • Houston, Texas	PPG 1.2 RPG 0.9 APG 0.3 FG% .250 FT% .750	LAST GAME: 6 pts, 1 reb vs. Quinnipiac NOTABLE: Team captain ... has played just two full seasons due to injuries ... this season, played in 18 of 22 games she was available ... averaging 6.9 minutes ... 6 pts vs. Quinnipiac, most in career NCAA Tourn.
	21		Mikiah Herbert Harrigan 6-2 • Fr. • For. • Pembroke Pines, Fla. <i>muh-KEE-uh</i>	PPG 5.0 RPG 3.4 BPG 1.1 FG% .466 FT% .706	LAST GM: 2 rebs, 13 mins vs. Florida State NOTABLE: Versatile forward with skill on both ends of court ... 11th in SEC in blocks per game ... ≥10 pts 6 times, ≥5 rebs 10 times, ≥3 blks 3 times ... in postseason – 7.3 ppg, 3.7 rpg, 61.3% FG, 21.9 mpg
22			A'ja Wilson 6-5 • Jr. • Forward • Hopkins, S.C. <i>A-zhub</i>	PPG 17.9 RPG 7.4 BPG 2.5 FG% .592 FT% .749	LAST GM: 16 pts, 4 rebs, 4 blks vs. Florida St. NOTABLE: Team captain ... 2nd in SEC in ppg, 2nd in blks/gm, 3rd in FG%, 9th in rpg ... career-high 13 20-point games, 9 double-doubles ... 2x SEC Player of the Year ... finalist for all national POY awards.
	41		Alaina Coates 6-4 • Sr. • Center • Irmo, S.C. <i>uh-LAY-nub COATS</i>	PPG 12.9 RPG 10.7 BPG 1.4 FG% .670 FT% .651	LAST GM: 1 pt, 1 reb, 4 mins vs. Kentucky NOTABLE: Dominant inside ... good passer ... team captain ... nationally, 4th in FG %age, 13th in rpg, 22nd in dbl-dbls (15) ... led SEC in rpg in league play (11.1), 2nd overall ... 1st-team All-SEC ... rated #9 in nation by espnW.
52			Tyasha Harris 5-10 • Fr. • Guard • Noblesville, Ind. <i>ty-A-shub</i>	PPG 5.5 RPG 1.9 APG 3.3 FG% .435 FT% .667	LAST GM: 16 pts, 6 rebs, 3 stls vs. Florida St. NOTABLE: Poised, quick, decisive PG, good defender ... ≥10 pts 5 times, ≥5 assts 11 times ... 14th in SEC with 3.3 assists per game, 5th in A:TO (2.1) – 6th among freshmen nationally ... SEC All-Freshman Team.

Starter **Reserve**

Based on most recent game

Five Second Count

Making its third NCAA Final Four appearance in the last three seasons, South Carolina is one of three programs in the nation to appear in every AP top 10 since the start of the 2014-15 season. The Gamecocks are enjoying their third-straight 30-win season and have played in five of the last six NCAA Sweet 16s. In the SEC, South Carolina is just the second program in league history to win four straight, regular-season championships and has claimed the last three SEC Tournaments, also just the second program to achieve that mark. In the last four seasons, the Gamecocks are 126-14 (.900) overall and 59-5 (.922) in the SEC.

Quick Facts

The University

Location: Columbia, S.C.

Founded: 1801

Enrollment: 33,724

Colors: Garnet (PMS 202C) and Black

Nickname: Gamecocks

Conference: Southeastern

President: Dr. Harris Pastides

Athletics Director: Ray Tanner

Facility: Colonial Life Arena (18,000)

Coaching Staff

Head Coach: Dawn Staley

Alma Mater: Virginia, 1992

Overall Record: 391-160 (17th season)

School Record: 219-80 (9th season)

Assoc. Head Coach (Alma Mater):

Lisa Boyer (Ithaca, 1979)

Assistant Coaches (Alma Mater):

Nikki McCray-Penson (Tennessee, 1995)

Fred Chmiel (Excelsior, 2001)

Team Information

2015-16 Record: 33-2

Home: 16-1 Away: 11-0 Neutral: 6-1

SEC Record (Finish): 16-0 (1st)

Home: 8-0 Away: 8-0

Letterwinners Returning/Lost: 5/7

Starters Returning/Lost: 2/3

Program History

First Year of Women's Basketball: 1974-75

All-Time Record: 799-509 (43rd season)

All-Time SEC Record: 161-202 (26th season)

NCAA Appearances (Last): 14 (2017)

NCAA Tournament Record: 21-13

2016 NCAA Result: Sweet 16, L 72-80, Syracuse, Sioux Falls, S.C.

WNIT Appearances (Last): 4 (2011)

WNIT Record: 3-4

Media Relations

Women's Basketball Contact: Diana Koval

Office: 803.777.7977

Cell: 314.369.6050

Email: dkoval@mailbox.sc.edu

Press Row Phone: 803.777.6182

Athletics Department on the Web

Website: GamecocksOnline.com

Twitter: @GamecocksOnline

Instagram: @GamecocksOnline

Facebook: Facebook.com/GamecocksOnline

YouTube: YouTube.com/GamecocksOnline

Women's Basketball on Twitter

Team: @GamecockWBB

Head Coach: @DawnStaley

Women's Basketball on Instagram and Snapchat

Team: GamecockWBB

By the Numbers

- 20-point games by Kaela Davis in the Gamecocks' six postseason contests this season, including the last three
- Games this season in which 6-foot guard Allisha Gray has been the Gamecocks' top rebounder, including two NCAA Tournament games
- Gamecocks shooting at least 50.0 percent from the field in the postseason (SEC, NCAA Tournament)
- Games with three or more steals by Bianca Cuevas-Moore this season, including two NCAA Tournament outings
- Wins against nationally ranked opponents in 11 outings, including three since Alaina Coates' injury
- Games of five or more assists by freshman point guard Tyasha Harris, who is 14th in the SEC at 3.3 assists per game
- Quarters among the last 24 in which South Carolina shot at least 50.0 percent from the field
- 50.0 Percent of the Gamecocks offense coming in the paint in the eight games without Alaina Coates
- Points by A'ja Wilson in this year's NCAA Tournament, the most in one season's event in program history

Heart of a Champion

Tournament time shows just how strong a player's iron has been forged in the heat of the season. In these win-or-go-home games this season, South Carolina's A'ja Wilson has put South Carolina on her back even as the defensive focus on her doubled in the absence of her long-time frontcourt partner Alaina Coates.

In seven postseason games spanning the SEC and NCAA Tournaments, Wilson averages 19.7 points on 59.5 percent shooting, 6.9 rebounds, 3.6 blocked shots and 1.3 steals.

In the three games within five points at the end of

Current Streaks

	Total	Home	Road	Neut.
Overall	W9	W5	W1	W6
SEC	W2	W3	W1	—
Non-Conference	W7	W10	L1	W6
Ranked Teams	W4	W4	L1	W4

their third quarters, Wilson led the Gamecocks with 8.0 points on 50.0 percent shooting (5-of-10) and 93.3 percent free throw accuracy (14-of-15) along with 4.7 rebounds and 1.3 blocked shots.

A closer look at the three tight games:

Opp. (Rd.)	Margin	Pts	Rebs	Blks	Mins
Ky. (SEC SF)	+3	10	2	1	8
Miss. St. (SEC F)	-5	7	8	2	10
Ariz. St. (NCAA 2nd)	-2	7	4	2	8

As Arizona State's Sophie Brunner put it after Wilson's heroics helped the Gamecocks into the Sweet 16, "She's their money player, so we knew they wanted to get it to her. We just couldn't defend her, get the ball out of her hands."

In the Driver's Seat

South Carolina junior guard Kaela Davis exploded into her Gamecock career with a 37-point outing against #7/6 Ohio State and rained in 3-pointers through the first month of the season. Enduring an up-and-down regular season, Davis has thrived in the postseason by relying on the other tools at her disposal – including those outside her renowned scoring abilities.

The 6-foot-2 lithe athlete closed SEC action averaging 11.0 points on 33.9 percent shooting, including 26.8 percent from 3-point range, to go with 3.1 rebounds per game in league play.

With her renewed focus on diversifying her offense, seven postseason victories have come in large part because of Davis' 18.0 points per game on 51.7 percent

Gamecocks in the National Rankings

Team	SEC	NCAA	Actual	Alaina Coates	SEC	NCAA	Actual
Scoring Offense	1	18	77.0	Scoring	23	—	12.9
Scoring Defense	1	25	57.0	Rebounding	2	13	10.7
Scoring Margin	1	6	+20.0	FG Percentage	1	4	.670
Field Goal Percentage	1	6	.479	Blocked Shots	6	132	1.4
Field Goal %age Def.	1	17	.356	Offensive Rebs.	4	—	3.3
3-Point FG %age	6	84	.338	Defensive Rebs.	1	9	7.4
3-Point FG %age Def.	1	5	.269	Double-Doubles	3	23	15.0
3-Point FG Made/Gm.	8	213	5.1	Bianca Cuevas-Moore	SEC	NCAA	Actual
Free Throw Percentage	7	106	.718	Steals	11	—	1.6
Rebounding Offense	5	—	38.9	Kaela Davis	SEC	NCAA	Actual
Rebounding Defense	4	—	32.7	Scoring	21	—	13.0
Rebounding Margin	3	34	+6.2	3-Pt FGM Per Game	6	—	1.7
Assists	2	64	15.2	Allisha Gray	SEC	NCAA	Actual
Steals	4	100	8.6	Scoring	24	—	12.9
Turnover Margin	6	63	+2.5	Tyasha Harris	SEC	NCAA	Actual
Turnovers	—	21	12.7	Assists	14	—	3.3
Assist-to-Turnover Ratio	1	25	1.2	Assist-to-Turnover Ratio	5	55	2.1
Blocked Shots	1	18	5.6	M. Herbert Harrigan	SEC	NCAA	Actual
Home Attendance Avg.	1	1	12,277	Blocks	11	207	1.1
				A'ja Wilson	SEC	NCAA	Actual
				Scoring	2	62	17.9
				Rebounding	9	192	7.4
				FG Percentage	3	14	.592
				Blocked Shots	2	22	2.5
				Double-Doubles	7	—	9.0

shooting, including 50.0 percent from 3-point range, and 4.4 rebounds per game. In the three tightest games of that group – SEC semifinal vs. Kentucky and final vs. #6/7 Mississippi State and NCAA second round vs. Arizona State – her scoring exploded to 20.0 points per game on 53.7 percent shooting, including 50.0 percent from 3-point range.

Gray Area

Due to teammate injuries, junior guard Allisha Gray has started six games this season as essentially the Gamecocks' starting power forward. Undersized only in height, the six-foot guard's heart and competitive fire made those outings – at LSU, at Texas A&M, vs. Mississippi State, UNC Asheville, Arizona State, vs. Quinnipiac, vs. Florida State – some of her most productive games of the season. In those seven outings, Gray posted 14.0 points, 6.9 rebounds and 1.0 blocks per game while shooting 62.5 percent from the field. In fact, in NCAA Tournament action, she leads the team on the glass at 8.0 rebounds per game.

To Your Point

Most pundits have opined that South Carolina's postseason fate lies in the hands of its points guards – the young but steady freshman Tyasha Harris and the experienced but occasionally unpredictable Bianca Cuevas-Moore. The nation's most notable point guard of all-time, Dawn Staley enthusiastically agrees with the duo's ability to power the Gamecocks toward their goals.

Moving Harris into the starting role at the start of SEC play, Staley set on optimizing her high-octane starting lineup with an organized, pass-first point guard while letting Cuevas-Moore pounce on opponents off the bench as a fast-paced offensive weapon with quick hands on the defensive end.

While both are in the starting lineup now due to the injury to Alaina Coates, Harris and Cuevas-Moore have mastered and are constantly expanding their roles.

In seven postseason games, Harris averages 5.9 assists per game with a 1.9 assist-to-turnover ratio while shooting 60.0 percent from the field. Cuevas-Moore has balanced her 8.3 points per game on 37.8 percent shooting this postseason with 2.4 assists per game and 2.0 steals per contest.

All-Around Best of the Best

Junior A'ja Wilson has spent the last two seasons among the finalists for the various national player of the year awards, and she is making her strongest case for the award this season. The two-time SEC Player of the Year can change the complexion of the game on both ends of the floor as a dynamic scorer, rebounder and shot blocker.

Three players appear are among the finalists for the three premier player of the year awards – Wilson, Napheesa Collier (UConn) and Kelsey Plum (Washington). If volume of scoring alone is the test, the contest would appear to be a runaway for Plum, but, presumably, it requires more to be declared the best in the nation.

Some nuanced offensive stats tell a deeper story as well, measuring by games against ranked opponents to level the playing field as much as possible:

Plyr	FG%	Min/Pt.	Pt/FGA	PPG	Min/Gm
Wilson	.559	1.646	1.54	19.5	32.1
Collier	.669	1.540	1.62	20.8	32.1
Plum	.484	1.199	1.36	32.9	39.4

(Min/Pt. = Point scored for every x minute played)

Beyond scoring, Wilson and Collier led their teams to both their regular-season and tournament championships, and both have their teams in the NCAA Elite Eight, while Washington reached none of

those benchmarks. Collier and Wilson also contribute on the glass, averaging 8.8 and 7.9 rebounds per game against ranked opponents, respectively. In addition to rebounding, Collier and Wilson add another element to their teams – defense in the form of blocks and steals. Here, Wilson shines above Collier, averaging 3.3 blocks and 1.1 steals per game against ranked opponents (combined 4.4) while Collier posts 1.7 blocks and 2.0 steals per such outing (combines 3.7).

Stanford Series Notes

The Cardinal have won all five games of the all-time series against the Gamecocks with the most recent battle coming early in the 2012-13 season.

Stanford and South Carolina have met once before in the NCAA Tournament, playing a Sweet 16 game in Fresno, Calif., on Mar. 24, 2012, which the Cardinal claimed 76-60. Six months later, then-No. 1 Stanford traveled to South Carolina where it just held off the 21st-ranked Gamecocks 53-49 on Dec. 19, 2012.

South Carolina's all-time results vs. Stanford:

2016-17 Awards

Alaina Coates

- WBCA All-Region
- All-America Honorable Mention (AP)
- All-SEC First Team (Coaches)
- All-SEC Second Team (Media)
- SEC All-Defensive Team
- USBWA National Player of the Week (12/13-19)
- Three-time SEC Player of the Week (11/15-21; 11/22-28; 12/13-19)
- Wooden Award Late Season Top 20
- USBWA Drysdale Award Midesason Watch List
- Naismith Trophy Top 30 Watch List
- Wade Watch List (Preseason)
- Rated No. 9 player in the nation by espnW

Kaela Davis

- NCAA Stockton Regional MVP
- SEC Tournament All-Tournament Team
- CoSIDA Academic All-District 4
- Naismith Trophy Top 50 Preseason Watch List

Allisha Gray

- Dawn Staley Award Midseason Watch List
- Naismith Trophy Top 50 Preseason Watch List
- SEC Player of the Week (1/17-23)

Tyasha Harris

- SEC All-Freshman Team

A'ja Wilson

- Wade Trophy Finalist
- Naismith Trophy Finalist
- Wooden Award Finalist
- All-America First Team (AP, USBWA, espnW, SI)
- NCAA Stockton Region All-Tournament Team
- WBCA All-Region
- SEC Player of the Year (Coaches, Media)
- All-SEC First Team (Coaches, Media)
- SEC All-Defensive Team
- USBWA Drysdale Award Midesason Watch List
- SEC Tournament MVP
- SEC Player of the Week (2/21-26)
- Rated No. 1 player in the nation by espnW

A'JA WILSON

Junior • Forward



» "She's their money player, so we knew they wanted to get it to her. We just couldn't defend her, get the ball out of her hands. She's a great player." – Sophie Brunner, Arizona State

» In three postseason games within five points after three quarters, Wilson willed the Gamecocks to stay alive in their pursuit of a championship. In those three fourth quarters, she averaged a team-high 8.0 points on 50.0 percent shooting (5-of-10) and 93.3 percent free throw accuracy (14-of-15), 4.7 rebounds and 1.3 blocked shots in 8.7 minutes.

» 14th in nation, 3rd in SEC in FG percentage (.592) ... Shot 63.5% in SEC play

» 2nd in SEC, 22nd in nation in blocked shots – 2.5

» Led team in scoring 20 times, rebounding 12 times and assists three times

» First Gamecock to record 200 career blocked shots ... Set program career blocked shots record in 74th career game, fewer than anyone else on top-10 list ... Now has 251 in just 101 games

Gamecocks in 2016-17 National Polls

Poll	Pre	11/14	11/21	11/28	12/5	12/12	12/19	12/26	1/2	1/9	1/16	1/23	1/30	2/6	2/13	2/20	2/27	3/6	3/13	Final
Associated Press	4	4	3	3	6	6	6	6	5	5	5	5	4	6	6	7	5	4	3	
Coaches	3	3	3	3	6	6	6	6	5	5	5	4	6	6	5	7	5	4	4	

Date	W/L	Score	Site	Rank (SC/SU)
12/19/12	L	49-53	H	21/1
3/24/12	L	60-76	N	25/2
11/26/10	L	32-70	A	-/3
12/19/09	L	47-78	H	-/3
1/8/07	L	54-69	A	-/10

NCAA Tournament Tally

South Carolina is in its 14th NCAA Tournament and sixth straight under head coach Dawn Staley, making this season's senior class just the fourth in program

2016-17 Double-Doubles

Alaina Coates (15)

11/14	at Ohio State	10 pts/13 rebs
11/20	Hampton	28 pts/16 rebs
11/21	Maine	12 pts/14 rebs
11/27	vs. Louisville	17 pts/14 rebs
12/11	Minnesota	16 pts/11 rebs
12/15	Clemson	19 pts/10 rebs
12/18	UCLA	20 pts/14 rebs
1/1	Alabama	19 pts/11 rebs
1/8	at Florida	14 pts/13 rebs
1/12	Georgia	12 pts/11 rebs
1/15	at LSU	24 pts/11 rebs
1/19	Ole Miss	15 pts/15 rebs
2/2	at Kentucky	20 pts/18 rebs
2/5	at Arkansas	18 pts/19 rebs
2/13	at UConn	10 pts/15 rebs

Kaela Davis (1)

11/14	at Ohio State	37 pts/10 rebs
-------	---------------	----------------

A'ja Wilson (9)

12/1	at Texas	31 pts/12 rebs
12/15	Clemson	20 pts/10 rebs
12/18	UCLA	13 pts/13 rebs
1/5	at Auburn	10 pts/11 rebs
1/8	at Florida	23 pts/13 rebs
1/26	at Georgia	19 pts/11 rebs
2/23	at Texas A&M	21 pts/15 rebs
2/26	Kentucky	25 pts/10 rebs
3/19	Arizona State	21 pts/11 rebs

history to play in the NCAA Tournament every season and the second straight to do so. South Carolina earned its fourth No. 1 seed in as many seasons

The Gamecocks are 23-13 overall in the NCAA Tournament with eight Sweet 16 appearances, including two Final Four showings.

In her 17th season as a head coach, Staley has taken a part in the NCAA Tournament 12 times. She is 17-11 at the event, including a 15-5 mark at South Carolina.

Gamecocks Against the Field

South Carolina has played three games against two of the four teams that remain in the 2017 NCAA Tournament with a 2-1 record. The Gamecocks picked

up two wins over SEC rival Mississippi State but fell to overall No. 1 seed UConn.

Overall, South Carolina faced 14 teams that made this season's NCAA Tournament with a 14-4 regular-season record against those 14 teams. Just six of those 18 games came at home.

In addition to their seven SEC rivals in the original field – Auburn, Kentucky, LSU, Mississippi State, Missouri, Tennessee and Texas A&M – the Gamecocks faced non-conference games against Duke, Hampton, Louisville, Ohio State, Texas, UCLA and UConn.

Fourth Follow-Up

South Carolina delivered on the preseason predictions

ALAINA COATES

Senior • Center

» Four-time All-SEC selection (two-time first team) and two-time SEC All-Defensive Team member (2015, 2017)

» Top 15 in the NATION in field goal percentage (4th, .670), rebounding (13th, 10.7) and is 23rd in double-doubles (15)

» Second on the NCAA Div. I active career leaderboard in rebounds (1,230) and double-doubles (57)

» Third Gamecock all-time to reach 1,000-rebound plateau and sits in second in program history in career rebounds (1,230) ... First Gamecock since 1980-81 to amass 50 career double-doubles ... Her 57 are second-most in program history

» "Coates is better than she was a year ago because her face-up game is more powerful. She's not just a back-to-the-basket, offensive put-back kid. She can drive to the basket; she can knock down 12-footers." – Jimmy Dykes, Arkansas Head Coach

» "If I'm a WNBA GM, and I was picking one player in this senior class at the No. 1 pick, I wouldn't think twice – it'd be Alaina Coates. I just think she's that talented." – Matt Insell, Ole Miss Head Coach



The Staley Era

In her ninth season at the South Carolina helm, head coach Dawn Staley has guided the program to unprecedented success not just in the SEC but on the national stage as well. Staley led the program to its first ever No. 1 ranking in both the AP and USA Today/Coaches Poll. She also delivered the first SEC regular-season and tournament championships.

The Staley Era (2008-09 through present)

Wins	
30-Win Seasons (includes 2016-17)	3
25-Win Seasons (includes 2016-17)	6
20-Win Seasons (includes 2016-17)	6
Winning Seasons (includes 2016-17)	8

National Rankings

Weeks in the AP Top 25	97
Weeks in the AP Top 10	70
Weeks in the AP Top 3	42
Weeks at AP No. 1	12

Postseason

NCAA Tournament Appearances (includes 2016-17)	6
NCAA Sweet 16s (includes 2016-17)	5
NCAA Final Fours (includes 2016-17)	2

In the SEC

Regular-Season Championships	4
Regular-Season Top 5 Finishes	7
Tournament Championships	3
Double-Digit Wins	6

Pre-Staley in the SEC (1991-92 through 2007-08)

Wins	
30-Win Seasons	0
25-Win Seasons	1
20-Win Seasons	2
Winning Seasons	7

National Rankings

Weeks in the AP Top 25	32
Weeks in the AP Top 10	6
Weeks in the AP Top 3	0
Weeks at AP No. 1	0

Postseason

NCAA Tournament Appearances	2
NCAA Sweet 16s	1
NCAA Final Fours	0

In the SEC

Regular-Season Championships	0
Regular-Season Top 5 Finishes	2
Tournament Championships	0
Double-Digit Wins	1

Pre-Staley All-Time (1974-75 through 2007-08)

Wins	
30-Win Seasons	1
25-Win Seasons	3
20-Win Seasons	9
Winning Seasons	21

National Rankings

Weeks in the AP Top 25	130
Weeks in the AP Top 10	31
Weeks in the AP Top 3	6
Weeks at AP No. 1	0

Postseason

NCAA Tournament Appearances	8
NCAA Sweet 16s	3
NCAA Final Fours	0

In Conference (SEC and Metro 1983-84 thru 1990-91)

Regular-Season Championships	5
Regular-Season Top 5 Finishes	10
Tournament Championships	3
Double-Digit Wins	5

of SEC coaches and media to win its fourth-straight SEC regular-season championship. The Gamecocks join Tennessee as the only programs to collect the title in four consecutive seasons. The Lady Vols went on to win a league-record seven consecutive titles (1998-2004).

SEC Tournament Rewind

South Carolina won its third-straight conference tournament for the first time in program history and joined Tennessee as the only programs to win three straight SEC Tournament championships, capturing the 2017 title in front of a largely home crowd at Bon Secours Wellness Arena in Greenville, S.C. The Gamecocks' three-year sweep of regular-season and tournament titles from 2015 through 2017 matches the Lady Vols' stretch from 1993 to 2000 as well.

In the 2017 tournament, junior forward A'ja Wilson drew Tournament MVP honors behind her 19.7 points and 8.0 rebounds per game. In the title game, she posted seven points and eight rebounds in the fourth quarter to power the Gamecocks to the win. Junior guard Kaela Davis also earned All-Tournament honors, putting together her most efficient offensive games of the season with 16.3 points per game on 50.0 percent field goal shooting, including 5-of-7 from 3-point range. As a team, the Gamecocks brought home the trophy behind a pair of wins over ranked opponents and topped their three opponents by an average of 15.3 points. Defensively, they held their quarterfinal and championship game opponents – Georgia and Mississippi State, respectively – to under 50 points.

Senior Moments

The Gamecocks' 2017 Senior Class is now the most victorious four-year class in program history both overall with 127 wins and in SEC regular-season action at 59 victories en route to four straight conference titles. The class of Alaina Coates and Tiffany Davis took the lead from the 2016 class' 121 wins with its SEC Tournament semifinal victory over Kentucky (Mar. 4).

Neutral Stance

The Gamecocks are 116-83 all-time on a neutral

court, including a 52-43 mark in postseason contests. South Carolina head coach Dawn Staley is 38-17 in games played at neutral sites, including a 22-12 slate in the postseason.

Ranked Readings

Under head coach Dawn Staley, South Carolina is 48-45 against nationally ranked opponents, including an 18-17 mark at Colonial Life Arena. That overall record is skewed by the early seasons of her tenure as the Gamecocks are 33-6 versus ranked foes since the start of the 2014-15 campaign. South Carolina is 15-4 against top-10 opponents during that time.

Staley's Gamecocks are 16-14 against ranked opponents on their home courts after winning seven of the last eight road games against ranked foes and 12 of the last 17 such contests dating back to the start of 2013-14.

This season, the Gamecocks' 10-1 record against ranked foes includes just three home games and four neutral-site contests. South Carolina is 6-1 against top-10 opponents this season with two of those games played at Colonial Life Arena. The most ranked wins in a season in program history is 13, claimed by the 2015-16 squad and included five over top-10 teams.

SEC Stories

Head coach Dawn Staley has steadily lifted the Gamecocks' national profile by building the Gamecocks into a consistent SEC contender with four straight regular-season titles, shirking decades of difficulty in the nation's best women's basketball conference.

In her ninth season at the helm, Staley boasts a 97-45 (.683) SEC regular-season record and has finished outside the league's top five just twice – an unprecedented achievement for a program that had finished INSIDE the top five only two times in the previous 17 seasons. Staley's 97 wins include six seasons of double-digit league victories – 10 in 2012; 11 in 2013; an SEC-best 14 in 2014, 15 in 2015 and 16 in 2016; and 14 in 2017 – and account for 60.2 percent of the program's all-time 161 league wins.

Staley's SEC regular-season record includes a 53-19 (.736) mark at home and a 44-26 (.629) slate on the road.

Rankings Review

Ranked third in this week's AP Poll, the Gamecocks are in the midst of the nation's third-longest active top-10 ranking streak (70), trailing just UConn (233) and Notre Dame (126) and well ahead of fourth-place Baylor (53). South Carolina has appeared in the top 25 in each of the last 92 AP Polls.

In the Staley era, South Carolina has collected 54 top-five rankings in the AP Poll, including 44 weeks in the top three and 12 weeks at No. 1.

Tough Task

Head coach Dawn Staley did not shy away from a challenging schedule this season, despite having to replace five seniors, including three starters, from last season's squad. The Gamecocks' overall regular-season schedule ranked the seventh-toughest in the nation based on opponent winning percentage (.635).

The slate included 12 games against teams ranked in the AP Top 25 this week, including four against this week's top-10 teams. Just three of those 12 games were home games for the Gamecocks.

National Recognition

The Gamecocks' frontcourt of senior Alaina Coates and junior A'ja Wilson has captured national attention all season long, beginning with espnW naming them the No. 9 and No. 1 player in the nation, respectively, coming into the 2016-17 campaign and both capturing All-America honors from the AP.

A First-Team All-America selection by the AP, espnW, USBWA and Sports Illustrated, Wilson continues to be in the running for national player of the year honors as a finalist for the Wooden Award, Naismith Trophy and Wade Trophy.

Coates is also picked All-America status as an honorable mention selection by the AP after ranking among the nation's top 25 in field goal percentage (4th), rebounding (13th) and double-doubles (22nd). She was on the Wooden Award and Naismith Trophy late-season watch lists.

Basketball and Books

Junior guard Kaela Davis was named to the CoSIDA Academic All-District 4 First Team for her dual excellence on the court and in the classroom. Her selection marks the fourth-straight season a Gamecock has made an the team, and she is the eighth Gamecock all-time to earn the honors.

Trust the Process

While South Carolina entered the season with lofty expectations based on its roster, head coach Dawn Staley knew that it would take time for her team to learn to play its best together. Through all the ups and downs, she encouraged them to trust the process of establishing their strengths and how they best suit the team.

The Gamecocks are rounding into form just in time for a postseason run, both individually and as a unit. The team's field goal percentage jumped from .466 in 2016 to .476 in SEC play and has skyrocketed to 53.1 percent in the postseason.

Individually, junior forward A'ja Wilson lifted her scoring average from 16.4 points in 2016 to 18.2 in SEC action. She elevated again in the postseason, pouring in 19.7 points per game, including 26 in the SEC Tournament semifinal against #20/24 Kentucky, 21 against Arizona State in the NCAA Tournament second round and 24 in the Sweet 16 game against Quinnipiac. Similarly, freshman Tyasha Harris came into her own in 2017. Averaging 4.6 points, 2.2 assists and 20.1 minutes in 2016, she turned in 5.9 points, 3.8 assists and 28.3 minutes per SEC contest. In postseason action, she has posted 3.9 assists per game to go with

ALLISHA GRAY

Junior • Guard



» Dawn Staley Award Midseason and Naismith Trophy Top 50 Preseason Watch Lists

» 24th in SEC in scoring – 12.9 ppg – on 51.2% FG ... second on team with 27 double-figure scoring games, including all four NCAA Tournament games

» In SEC play – 13.0 ppg (20th), 4.7 rpg, 1.5 spg

» Averages 4.7 rebounds (16 games of five or more), 2.5 assists (9 games of 4 or more)

» Difference-maker in 2nd half of tight-game victories – 9.7 ppg, 61.7% FG

» Kicked off Gamecock career with 24 points at #7/6 Ohio State (Nov. 14) that included 10-of-18 FGs

» Found success in power forward spot against Georgia (Jan. 12) and LSU (Jan. 15) to grab tough rebounds and hit free throw to seal win over the Lady Bulldogs

» Poured in 16 third-quarter points against #4/4 Mississippi State (Jan. 23) to pull Gamecocks out of seven-point halftime deficit then sprinted to defend breakaway layup that kept team in front in final minute

60.0 percent shooting in 28.1 minutes per game.

The most recent improvement came from junior guard Kaela Davis, who had struggled down the stretch of SEC action, averaging 12.2 points on 36.5 percent shooting, to bounce back with 18.0 points per postseason game on 51.7 percent shooting, including 50.0 percent from 3-point range. Four of her eight 20-point games this season have come in postseason action. For the ever-steady Allisha Gray, her offense has remained the same in the postseason with 12.6 points per game, but she has helped fill the rebounding void left by Alaina Coates, grabbing 6.1 rebounds per game in the postseason compared to her 4.4 rebounding averaging entering the SEC Tournament. Gray is actually the Gamecocks' top rebounder in NCAA Tournament play at 8.0 per game.

Miscellaneous Stats

Triple-Doubles	2016-17	Career	Record
Alaina Coates	0	1	1-0

Double-Doubles	2016-17	Career	Record
Alaina Coates	15	57	54-3
A'ja Wilson	9	28	26-2
Kaela Davis	1	1	1-0
Allisha Gray	1	1	1-0

30+ Points	2016-17	Career	Record
Kaela Davis	1	1	1-0
A'ja Wilson	1	1	1-0

20+ Points	2016-17	Career	Record
A'ja Wilson	13	25	23-2
Kaela Davis	8	8	8-0
Alaina Coates	4	16	15-1
Allisha Gray	3	3	3-0
Bianca Cuevas-Moore	1	3	3-0

10+ Points	2016-17	Career	Record
A'ja Wilson	31	88	79-9
Allisha Gray	27	27	24-3
Kaela Davis	22	22	20-2
Alaina Coates	19	91	87-4
Bianca Cuevas-Moore	11	27	25-2
Tyasha Harris	5	5	5-0
M. Herbert Harrigan	5	5	5-0
Donyah Cliney	1	2	2-0
Tiffany Davis	0	1	1-0

10+ Rebounds	2016-17	Career	Record
Alaina Coates	17	66	63-3
A'ja Wilson	9	29	27-2
Kaela Davis	2	2	2-0
M. Herbert Harrigan	1	1	1-0
Allisha Gray	1	1	1-0

5+ Assists	2016-17	Career	Record
Tyasha Harris	11	11	10-1
Allisha Gray	5	5	4-1
Bianca Cuevas-Moore	3	9	9-0
Kaela Davis	3	3	3-0
Donyah Cliney	2	2	2-0
Araion Bradshaw	1	1	1-0
A'ja Wilson	1	1	1-0
Alaina Coates	0	1	1-0

5+ Steals	2016-17	Career	Record
Bianca Cuevas-Moore	2	3	3-0
Allisha Gray	1	1	1-0
A'ja Wilson	1	1	109
Tiffany Davis	0	1	1-0

5+ Blocks	2016-17	Career	Record
A'ja Wilson	3	10	9-1
Alaina Coates	0	4	4-0

Diversified Assets

Five different Gamecocks have led the team in scoring at least once this season, led by A'ja Wilson's 20 games. Six have been the team's top rebounder – a list paced by Alaina Coates' 20. Even more diverse is the collection of assist leaders. While dominated by freshman point guard Tyasha Harris at 15, there are nine total Gamecocks who have led the team in at least one game.

League Legends

The Gamecocks are the only team in the nation to boast two former WNBA All-Stars on their coaching staff in head coach Dawn Staley and assistant coach Nikki McCray-Penson. Five other programs tout multiple WNBA alums – Miami, Notre Dame, Penn State, Texas and Vanderbilt – but only Beth Cunningham at Notre Dame and Tina Thompson at Texas earned All-Star status at least once in their time in the league.

South Carolina has the added bonus of its other two coaches – associate head coach Lisa Boyer and assistant coach Fred Chmiel – having WNBA coaching experience.

U-S-A! U-S-A!

South Carolina head coach Dawn Staley was named head coach of the U.S. Women's National Team, USA Basketball announced on March 10. She becomes 15th head coach for the squad and the first African-American.

Second Effort

South Carolina has found itself in a single-digit game at halftime 15 times this season. The Gamecocks were in the lead in nine of those games, tied once and trailed five times – two of which they came back to win (Mississippi State, Jan. 23; Arizona State, Mar. 19).

A look at the breakdown of the 11 victories in those

games, which the Gamecocks ended up winning by 10.5 points per game:

Half	PPG	FG%	3FG%	FT/Half	Paint
1st	33.8	.428	.222	7.8	202
2nd	40.2	.463	.397	12.8	180

The Gamecock making the biggest leap when it comes down to winning is junior guard Allisha Gray. In

Games Led Team In...

(Tied for team lead in each category included)

Scoring	2016-17	Career	Record
A'ja Wilson	20	50	44-6
Alaina Coates	9	28	26-2
Kaela Davis	7	7	7-0
Bianca Cuevas-Moore	2	5	5-0
Allisha Gray	2	2	2-0

Rebounding	2016-17	Career	Record
Alaina Coates	20	78	72-6
A'ja Wilson	12	35	32-3
Allisha Gray	4	4	3-1
Donyah Cliney	3	3	3-0
Kaela Davis	1	1	0-1
M. Herbert Harrigan	1	1	1-0

Assists	2016-17	Career	Record
Tyasha Harris	15	15	15-0
Kaela Davis	8	8	8-0
Allisha Gray	8	8	6-2
Bianca Cuevas-Moore	6	17	16-1
Alaina Coates	3	6	6-0
A'ja Wilson	3	4	4-0
Donyah Cliney	2	2	2-0
Araion Bradshaw	1	1	1-0
M. Herbert Harrigan	1	1	1-0

2016-17 Scoring Differentials

Largest lead in a win.....	by 57 (93-36), 4th-1:37, vs. Saint Peter's, 11/22
Largest deficit overcome to win.....	by 11 (33-44), 3rd-8:06, vs. Arizona State, 3/19/17
Largest lead given up in a loss.....	by 11 (16-5), 1st-3:46, at Duke, 12/4
Largest deficit in a loss.....	by 16 (50-66), 4th-2:15, at UConn, 2/13

KAELA DAVIS

Junior • Guard

» Explosive scorer, athletic, capable of playing any position

» Stockton Region MVP ... CoSIDA Academic All-District 4

» 21st in SEC in scoring (13.0 ppg) and 6th in 3s/game (1.7)

» 8 20-point games, 22 games of 10+ points, 2 10+ rebound games







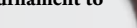
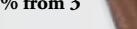



» In NCAA Tournament – 19.3 ppg on 52.9% shooting, 42.9% from 3

» Averaged 16.3 points on 50.0 percent shooting in SEC Tournament to earn spot on All-Tournament Team

» Burst into Carolina career with 37 points at #7/6 Ohio State (Nov. 14) – most points ever by Gamecock vs. ranked opponent

» Called her own number to defend Mississippi State's Victoria Vivians, a top-5 scorer in the SEC, in 2nd half, limiting her to five points on 1-of-8 shooting in final 20 minutes of tight Gamecock victory (Jan. 23)

» Fastest player in Georgia Tech history to reach 1,000 career points (52 games) ... Two-time First-Team All-ACC selection



the 11 wins, the quiet scorer who is always ready to do whatever the team needs, lifted her scoring average from 4.0 points per first half to 9.7 per second half and her field goal percentage from .364 (16-of-44) to .617 (37-of-60), which includes a 3-point range jump from 11.1 percent (1-of-9) to 41.7 percent (5-of-12).

Offensive Operation

Head coach Dawn Staley is often thought of as a defensive coach, but she has steadily built an efficient offensive team over the last few seasons. In the last three seasons, the Gamecocks have twice ranked among the nation's top 20 in points per game – 18th, 77.0 ppg this season and 18th, 75.9 ppg in 2014-15 – and among the top 10 in field goal percentage – sixth, .479 this season and fourth, .484 in 2014-15.

Looking across the more level playing field of games against ranked opponents, here's a look at the offense's growth over the last four seasons:

Season	PPG	FG%	Pts/Poss
2016-17	77.0	.479	1.11
2015-16	71.1	.441	0.97
2014-15	65.8	.419	0.97
2013-14	65.7	.438	0.93

They're Free, Take Two!

South Carolina ranks among the nation's top five in free throws made (4th, 563) and made (5th, 784). The Gamecocks average 16.1 made free throws per game, while opponents average just 13.8 ATTEMPTS.

In 13 games this season, at least 25.0 percent of the Gamecocks' points have come from the free throw line, including six of the 10 wins over nationally ranked opponents. Free throws accounted for a season-high 39.5 percent (30-76) of the Gamecocks' points at #14/15 Texas (Dec. 1).

Location, Location, Location

The Gamecocks average 38.4 points in the paint this season, making up 49.9 percent of their offense. Only four opponents have out-scored South Carolina in the paint this season – Duke (42-32, 12/3/16), Tennessee (38-26, 1/20/17), UConn (34-26, 2/13/17) and Florida State (34-32, 3/27/17). The Gamecocks are out-pacing their opponents in that space by 14.1 points per game. Their interior advantage has been at least 20 points 13 times, including twice with a season-high 44 – against Maine (Nov. 21) and UNC Asheville (Mar. 17).

Interestingly, the Gamecocks' paint production increased in the eight games that senior center Alaina Coates has missed with her injury, going from 38.1 points per game to 39.5 per game without her.

Blocking Scheme

South Carolina leads the SEC and ranks 18th in the nation with 5.6 blocked shots per game and have blocked double-digit shots twice this season – 11 vs. Clemson (Dec. 15), 10 vs. Alabama (Jan. 1). The two driving forces of that defensive movement are also the program's all-time career blocked shot leaders – A'ja Wilson (251) and Alaina Coates (210).

Wilson broke the program's career blocks record earlier this season (vs. Saint Peter's, Nov. 22) but could hardly celebrate with Coates nipping at her heels. Wilson is second in the SEC and 23rd in the nation with 2.5 blocks per game. Coates is at 1.4 per game for sixth in the league, and freshman Mikiah Herbert Harrigan is following in her frontcourt mentors' footsteps, ranking 11th in the league with 1.1 blocks per game, which includes three games of three or more blocks.

To Three, or Not to Three

South Carolina added a pair of outside threats with junior transfers Kaela Davis and Allisha Gray, but the

Team Specialty Stats

South Carolina-Opponent

	Pts. in Paint	Pts. Off TOs	2nd Chance Pts	Fast Break Pts
11/14 at OSU	44-30	16-17	13-12	18-12
11/20 HU	46-20	35-2	23-7	12-3
11/21 Maine	52-8	20-7	14-2	11-0
11/22 SPU	50-14	30-8	17-9	26-0
11/27 vs. UL	40-24	18-15	20-5	14-2
12/1 at Texas	34-30	14-7	14-16	2-8
12/4 at Duke	32-42	18-28	14-15	9-12
12/11 Minn.	42-12	12-11	20-21	18-9
12/15 Clem.	50-26	10-6	21-8	13-4
12/18 UCLA	40-34	5-15	19-12	8-14
12/21 at SSU	42-8	21-4	22-5	20-4
1/1 Ala.	54-14	36-14	18-5	19-6
1/5 at Aub.	22-18	9-15	9-12	4-2
1/8 at Fla.	44-34	21-14	23-15	8-6
1/12 UGa	24-24	14-11	9-17	12-6
1/15 at LSU	38-24	20-10	13-8	8-4
1/19 Miss.	38-30	22-6	14-4	6-6
1/23 MSU	32-32	13-12	15-13	2-4
1/26 at UGa	20-18	13-10	9-5	6-2
1/30 Tenn.	26-38	7-12	8-9	8-18
2/2 at UK	34-20	15-15	11-10	2-4
2/5 at Ark.	40-18	22-15	15-15	9-2
2/9 Aub.	34-6	12-8	14-3	4-0
2/13 at UConn	26-34	15-19	12-16	2-12
2/16 Vandy	50-10	24-7	9-18	18-6
2/19 at Mizz.	32-30	26-19	7-11	4-4
2/23 at TAM	54-22	18-7	7-5	18-4
2/26 UK	42-32	11-5	8-10	2-17
3/3 vs. UGa	22-22	22-11	8-7	0-0
3/4 vs. UK	48-46	11-10	6-18	4-0
3/5 vs. MSU	30-30	12-15	2-13	4-2
3/17 UNCA	60-16	23-4	24-11	24-2
3/19 ASU	32-31	15-14	13-14	7-7
3/25 vs. QU	38-18	20-18	10-3	8-2
3/27 vs. FSU	32-34	16-18	4-21	2-12
Season Avg.	38.4-24.3	17.6-11.7	13.3-10.7	9.5-5.6
SEC Avg.	36.5-23.1	17.7-11.2	11.8-10.0	8.1-5.7

Starters vs. Bench Points

	SC Starters	Opp. Starters	SC Bench	Opp. Bench
11/14 at OSU	85	76	7	4
11/20 HU	71	23	21	15
11/21 Maine	53	16	26	26
11/22 SPU	68	28	25	10
11/27 vs. UL	68	34	15	25
12/1 at Texas	64	47	12	20
12/4 at Duke	60	62	3	12
12/11 Minn.	59	37	39	21
12/15 Clem.	68	43	15	18
12/18 UCLA	56	46	10	11
12/21 at SSU	48	22	22	8
1/1 Ala.	72	33	21	12
1/5 at Aub.	46	34	27	13
1/8 at Fla.	70	50	11	12
1/12 UGa	41	49	25	14
1/15 at LSU	76	55	8	6
1/19 Miss.	50	39	15	7
1/23 MSU	61	41	3	20
1/26 at UGa	46	34	16	10
1/30 Tenn.	56	68	18	8
2/2 at UK	65	56	10	7
2/5 at Ark.	60	18	19	31
2/9 Aub.	56	22	4	19
2/13 at UConn	44	59	11	7
2/16 Vandy	60	25	22	26
2/19 at Mizz.	46	54	14	8
2/23 at TAM	63	63	17	1
2/26 UK	74	69	21	18
3/3 vs. UGa	53	38	19	10
3/4 vs. UK	71	77	18	0
3/5 vs. MSU	51	30	8	19
3/17 UNCA	68	38	22	2
3/19 ASU	62	57	9	11
3/25 vs. QU	78	37	22	21
3/27 vs. FSU	69	49	2	15
Season Avg.	61.1	43.7	15.9	13.3
SEC Avg.	58.9	44.4	15.7	13.2

TYASHA HARRIS

Freshman • Guard

» SEC All-Freshman Team

» Poise and command of the point guard position moved her into permanent starting role at start of SEC play

» Sixth among nation's freshmen in assist-to-turnover ratio (2.1)

» In postseason action, handing out 3.9 assists per game

» In SEC play, ranked ninth in assists per game (3.8), 4th in assist-to-turnover ratio (2.4) – both were best among league freshmen

» 11 games handing out five or more assists, including four vs ranked teams

» In 11 games against ranked opponents, averaged 3.4 assists and continued poise with 1.9 assist-to-turnover ratio

» Double-digit points five times, including career-high 16 vs. #10/13 Florida St.

» Dished out six assists in first career start (Minnesota, Dec. 11), first career SEC start (Alabama, Jan. 1) and in SEC Tournament debut (Georgia, Mar. 3) and seven in NCAA Tournament debut



Gamecocks' offensive strategy continues to center on the paint. In fact, the addition of the outside weapons has made South Carolina less reliant on the 3-point shot for scoring this season than last.

This season's 180 3s account for 20.0 percent of the Gamecocks' total offense, which is LESS than last season when the 190 3s made up 22.1 percent of the offense.

Interestingly, reliance on outside shooting decreases dramatically against ranked opponents. In 11 games against top-25 foes this season, South Carolina's 41 3-pointers made up just 14.9 percent of its 825 points, which is much lower than the 18.0 percent of the offense in 15 games against ranked foes last season.

The 10-game absence of one of the Gamecocks' All-America frontcourt starters also did not increase the Gamecocks' desire to line it up from outside the arc. In the two games without Wilson and eight others without Coates in the lineup, 18.8 percent of South Carolina's points came from long range compared to 20.2 percent in the games both have played.

20/20 Vision

Five different Gamecocks have recorded at least one 20-point game this season – A'ja Wilson (13), Kaela Davis (8), Alaina Coates (4), Allisha Gray (3) and Bianca Cuevas-Moore (1) – across 20 games this season. Two Gamecocks have reached that mark in the same game seven times, marking the most such games in a season since the 1985-86 season also saw seven such games. In the 1988-89 campaign had 10 games with multiple 20-point scorers.

Four x 1,000

South Carolina boasts four 1,000-point scorers on this season's roster, led by junior transfer Kaela Davis (1,701 – includes 1,246 at Georgia Tech). Junior forward A'ja Wilson (1,605) is next in line with senior center Alaina Coates (1,603) and Allisha Gray (1,504 – includes 1,053 at North Carolina) just behind.

Helping Hands

South Carolina head coach Dawn Staley likes to say that with good movement, the ball will find who

is supposed to shoot it on any given possession. With four 1,000-point scorers on this season's team, many observers wondered how the quartet would abide that philosophy.

Returns are good as the Gamecocks are second in the SEC with 15.2 assists per game and have assisted on at least half their field goals 27 times in 35 games, including four games assisting on at least two-thirds of their made baskets – vs. Minnesota (Dec. 11), at Auburn (Jan. 5), at Kentucky (Feb. 2) and against Auburn (Feb. 9).

Of the Gamecocks' 15.2 assists per game, the quartet of 1,000-point scorers account for 7.4 assists per game of that average with Allisha Gray leading the group at 2.5 and Kaela Davis handing out 2.3 per game.

Freshman point guard Tyasha Harris moved into the team lead in the category against Tennessee (Jan. 30) and now has 11 games of five or more assists to average 3.3, which ranks 14th in the league. Her 2.1 assist-to-turnover ratio is fifth-best in the conference and 55th in the nation – sixth among the country's freshmen and second among freshmen on a top-25 team. In SEC action, the first-year guard was ninth with 3.8 assists per game while holding fourth in assist-to-turnover ratio at 2.4.

Quarter Breakdown

Through 35 games this season, South Carolina has out-scored its opponent in all but 35 quarters. The Gamecocks have out-paced their opponent by double digits 37 times in the 140 quarters, including a season-high differential of 25 points (37-12) in the first quarter against Saint Peter's (Nov. 22). In SEC action, the 23-point advantage in the first quarter at Auburn (Jan. 5) was a season high.

South Carolina has shot at least 50.0 percent from the field 68 times in its 140 quarters of action, including 18 of the last 24 quarters. The Gamecocks shot a season-best 81.3 percent in the third quarter of their NCAA Sweet 16 game against Quinnipiac (Mar. 25). South Carolina's 37 points in the first quarter against Saint Peter's are the most for the program since the NCAA went to the format for the 2015-16 season.

Defensively, South Carolina has held an opponent to

single digits in a quarter 30 times this season, including six quarters of five or fewer points. An opponent has shot 20.0 percent or less from the field in 26 quarters, including four under 10.0 percent (6.3% by Vanderbilt, 4th qtr., 2/16/17; 7.1% by Florida, 2nd qtr., 1/8/17; 8.3% by Auburn, 4th qtr., 1/5/17; 6.7% by UNC Asheville, 3rd qtr., 3/17/17).

Here's a more detailed look at the quarter-by-quarter production for the Gamecocks this season:

Qtr.	SC/Opp	SC/Opp	Avg. Pts. Margin
	Avg. Pts	FG%	
1	20.1/13.2	.475/.354	+6.9
2	19.5/14.2	.490/.376	+5.3
3	19.0/14.1	.507/.341	+4.8
4	18.4/15.5	.440/.355	+2.9

Individually, junior guard Kaela Davis leads the Gamecocks with seven double-digit scoring quarters and has the highest-scoring quarter this season with 19 points in the first at Auburn (Jan. 5). A'ja Wilson has six double-digit scoring quarters with Allisha Gray just behind at five. Alaina Coates has posted three and Bianca Cuevas-Moore has recorded one.

Fresh Faces

Five new Gamecocks joined the fold this season with the four freshmen taking the court right away. Junior forward Alexis Jennings will sit out this season due to NCAA transfer rules.

Guard Tyasha Harris (Noblesville, Ind.) headlines the freshman class, coming off a summer spent helping the U.S. to its seventh-straight gold medal in the FIBA U18 Americas Championship. Arajon Bradshaw (Hyde Park, Mass.) and Victoria Patrick (Orlando, Fla.) join her in the guard spot. Bradshaw is point guard with good court vision, and Patrick comes in as a scorer to help stretch the floor. Forward Mikiah Herbert Harrigan rounds out the class, bringing athleticism, speed and perimeter shooting to the team.

The quartet combines to play 51.3 minutes per game, while contributing 12.0 points per game. Harris leads the group in both minutes at 25.8 per game and in scoring (5.5 ppg). She was also the first of the group to earn a starting spot (Dec. 11 vs. Minnesota). Herbert

THE GAMECOCKS' TWIN TOWERS

Junior
A'ja
Wilson

» "We knew exactly what they were going to do, and we still couldn't stop it. They imposed their will with their inside game. I do think they have the best front line in the country, and they did a good job playing to their strengths." – Cori Close, UCLA Head Coach

» "They're a really powerful team. They are extremely talented, so gifted, and in our league there are some teams that maybe have some size and some big kids. But Wilson and Coates are just a different level of athletes." – Matthew Mitchell, Kentucky Head Coach

» "Their length and size, and the skill of those two kids – Wilson and Coates. They don't drop balls' they get them, hit easy stick-backs. Their tough. They can move. They can run. There's not another team in the country that can put two on the floor like that." – Jimmy Dykes, Arkansas Head Coach

» "We got a little lost [defensively] when Wilson would drive to the basket, but she's unbelievable." – Holly Warlick, Tennessee Head Coach

» "[Coates] has a motor like I haven't seen in a long time. She doesn't worry about who [they're] playing. She just does it right because that's what you're supposed to do. I watch them on film; they're up 30 at the half, and she sprinting the floor every single time." – Jeff Walz, Louisville Head Coach

Senior
Alaina
Coates



Harrigan is just behind Harris in scoring with 5.0 points per game and earned the start against Georgia (Jan. 15), creating the first freshman tandem in a Gamecock starting lineup since the 2009-10 season.

This is 30

With 30-point games already this season by juniors Kaela Davis (37 at #7/6 Ohio State, 11/14) and A'ja Wilson (31 at #14/15 Texas, 12/1), the Gamecocks have the most 30-point games in a season since 2002-03 when Jocelyn Penn recorded three such outings, none of which were against a ranked opponent.

The program record for 30-point games in a season is six with the most recent coming in 1994-95. In each of the three seasons with six 30-point games, every game was recorded by the same Gamecock. Shannon Johnson posted six in 1994-95 to duplicate her effort in 1993-94. Beth Hunt originally set the record with her six 30-point games in the 1989-90 campaign. The only 30-point outing against a ranked opponent in those three seasons was Beth Hunt's 34-point showing in a losing effort at then-No. 18 Southern Miss.

Individually, only eight 30-point games by a Gamecock have come against ranked opponents, including this season's showings from Davis and Wilson. Davis' 37 points is the most in a game against a ranked opponent and was the first since Johnson netted 35 against then-#5 Tennessee on Feb. 15, 1996, which until Davis' 37 was the highest-scoring game against a ranked opponent in program history.

Here's a list of the Gamecocks' individual 30-point games against a ranked opponent:

Pts.	Player	Opp.	Date
37	K. Davis	at #7/6 Ohio St.	11/14/16
35	S. Johnson	#5 Tennessee	2/15/96
34	B. Hunt	#18 Southern Miss	1/29/90
32	S. Johnson	#2 Tennessee	2/8/94
32	Ma. Williams	#22 Florida St.	2/4/91
32	K. Anderson	vs. #14 Memphis	3/4/78
31	A. Wilson	at #14/15 Texas	12/1/16
30	B. Southers	#19 Clemson	12/3/83

Great Gamecock Fans

With over 10,000 season-ticket holders for the second-straight season, South Carolina leads the nation in average attendance at 12,853 and is the only program drawing at least 10,000 fans per game.

2016-17 Roster

No.	Name	Pos.	Ht.	Yr.	Hometown/Last School
0	Victoria Patrick	G	5-8	Fr.	Orlando, Fla./Edgewater
1	Bianca Cuevas-Moore	G	5-6	Jr.	Bronx, N.Y./Nazareth Regional
3	Kaela Davis	G	6-2	Jr.	Suwanee, Ga./Georgia Tech
4	Donyah Cliney	G	6-0	So.	Newark, N.J./Malcolm X Shabazz
10	Allisha Gray	G	6-0	Jr.	Sandersville, Ga./North Carolina
12	Araion Bradshaw	G	5-6	Fr.	Boston, Mass./Tabor Academy
15	Tiffany Davis	G	5-7	Sr.	Houston Texas/Westbury Christian
21	Mikiah Herbert Harrigan	F	6-2	Fr.	Pembroke Pines, Fla./Flanagan
22	A'ja Wilson	F	6-5	Jr.	Hopkins, S.C./Heathwood Hall
35	Alexis Jennings*	F	6-2	Jr.	Madison, Ala./Kentucky
41	Alaina Coates	C	6-4	Sr.	Irmo, S.C./Dutch Fork
52	Tyasha Harris	G	5-10	Fr.	Noblesville, Ind./Heritage Christian

* indicates will sit out 2016-17 due to NCAA transfer rules

Head Coach: Dawn Staley

Assoc. Head Coach: Lisa Boyer; **Assistant Coaches:** Nikki McCray-Penson, Fred Chmiel

Director of Coaching Offensive Analytics: Melanie Balcomb

The Gamecocks have posted the highest average attendance at the end of the last two seasons and enjoyed steady fan growth over the last five years – 3,952 in 2012-13; 6,371 in 2013-14; 12,293 in 2014-15; 14,364 in 2015-16.

USA Basketball Connection

At least one Gamecock has donned the red, white and blue for USA Basketball in each of the last three summers, and the group has helped six U.S. teams to five gold medals and one bronze in that time. Former Gamecock Tiffany Mitchell got the streak started with her FIBA 3x3 World Championship gold in 2014, which A'ja Wilson and Dawn Staley matched with a gold in the 2014 FIBA U18 Americas Championship. Staley went on to assist on USA Basketball's FIBA World Championship gold-medal team that same year. The next summer, Wilson and Staley claimed the 2015 FIBA U19 World Championship gold.

The most recent medals came from freshman Tyasha Harris who steered the U18 team to gold in the FIBA U18 Americas Championship and junior transfer Alexis Jennings, who brought home bronze from the 2016 FIBA 3x3 World Championship.

This is South Carolina Athletics

While Columbia, S.C., is this season's center of college basketball with both teams in the NCAA Final Four, South Carolina Athletics thrives across its 21 sports.

In the last 12 months, five Gamecock teams have made the Elite 8 in NCAA Championships – men's and women's basketball, men's and women's golf and women's soccer.

Currently, nine Gamecock teams are ranked in the Top 25 of their respective sports – women's basketball, women's soccer, baseball, equestrian, women's golf, beach volleyball, men's swimming and diving, men's tennis and women's tennis.

South Carolina is one of five schools nationally, including two in the SEC, to be ranked in the Top 25 in the nation in attendance for men's basketball, women's basketball and football.

Gamecock student-athletes have achieved 20 straight semesters of cumulative 3.0 GPA or higher.

With women's basketball and women's soccer claiming titles this season, South Carolina has won 17 SEC Championships across all sports.

Gamecocks Coming Soon!

Head coach Dawn Staley signed four in the early signing period, highlighted by three ESPN Top-100 players.

Elisia (Lele) Grissett

Durham, N.C./Hillside • Wing • 6-1

A five-star player ranked No. 24 overall in the class, Grissett was an AP All-State First-Team selection in 2016. Her 21 points in the title game led Hillside to the 2017 PAC-6 championship, for which she earned conference player of the year honors. The athletic wing can drive, score through contact and attack the glass with an emerging perimeter game. She averaged 21.4 points, 11.0 rebounds, 3.4 assists, 2.9 steals and 2.7 blocks in 2016-17.

Bianca Jackson

Montgomery, Ala./Brewbaker Tech Magnet • Wing • 5-11

Ranked No. 54 overall in the class, Jackson is a three-time ASWA First-Team All-State selection and the daughter of the Alabama State men's and women's basketball coaches. The 2017 Alabama Gatorade Player of the Year, she averaged 24.8 points, 7.8 rebounds and 5.2 assists as a senior. Jackson became the second girls player in Montgomery Public Schools history to reach 2,000 career points. She is playing in the Alabama-Mississippi All-Star Game.

Haley Troup

Gadsden, Ala./Gadsden • Guard • 5-9

A First-Team ASWA 7A All-State selection as a junior, Troup is a combo guard who can handle the ball, pass with purpose in transition with a good shot off the dribble. She was the 2016 Gadsden Messenger Co-Player of the Year after averaging 17.9 points, 6.6 rebounds and 4.1 assists. She is playing in the Alabama-Mississippi All-Star Game.

LaDazhia Williams

Bradenton, Fla./Lakewood Ranch • Forward • 6-2

A five-star player ranked No. 47 overall in the class, Williams earned a spot in the 2016 USA Basketball U18 National Team Trials. She earned Sarasota Herald-Tribune 8A Player of the Year honors this season. The agile forward with a face-up game who can finish with either hand averaged 19.6 points and 9.0 rebounds for Lakewood Ranch. She is the school's all-time leading scorer and rebounding.

South Carolina's Record When...

	vs. Ranked	SEC	Post Season	All
Record.....	10-1	14-2	7-0	31-4
Playing a ranked opponent.....	10-1	3-0	3-0	10-1
Playing at home.....	3-0	7-1	2-0	15-1
Playing on the road.....	3-1	7-1		10-3
Playing at neutral site.....	4-0		5-0	6-0
Leading at half.....	8-0	13-1	6-0	28-1
Trailing at half.....	1-1	1-1	1-0	2-3
Tied at half.....	1-0	0-0	0-0	1-0
Playing an overtime game.....	0-0	0-0	0-0	0-0
0 players score in double figures.....	0-0			0-0
1 player scores in double figures.....	0-0			0-0
2 players score in double figures.....	2-0	2-1	1-0	3-1
3 players score in double figures.....	2-1	6-0	3-0	13-2
4 players score in double figures.....	4-0	3-1	3-0	9-1
5 players score in double figures.....	2-0	3-0		6-0
More than 5 players in double figures.....	0-0			0-0
Starters out-score opponent's starters.....	9-0	13-0	6-0	29-0
Starters equal/exceed opponent team total.....	6-0	10-0	4-0	23-0
Opponent's starters score equal/more.....	1-1	1-2	1-0	2-4
Bench out-scores opponent's bench.....	4-1	9-1	4-0	18-2
Opponent's bench scores equal/more.....	6-0	5-1	3-0	13-2
No reserve scores in double figures.....	5-0	8-1	4-0	17-2
At least one reserve scores in double figures.....	4-1	6-1	3-0	14-2
More than one reserve scores in double figures.....	0-0	0-0	0-0	0-0
Shooting 50% or better.....	4-0	7-0	4-0	14-0
Shooting between 40-49%.....	5-0	5-2	3-0	14-3
Shooting between 30-39%.....	1-1	2-0	0-0	3-1
Shooting less than 30%.....	0-0	0-0	0-0	0-0
Opponent shoots 50% or better.....	0-0	0-0	0-0	0-1
Opponent shoots between 40-49%.....	4-1	4-2	3-0	9-3
Opponent shoots between 30-39%.....	5-0	5-0	2-0	9-0
Opponent shoots less than 30%.....	1-0	5-0	2-0	13-0
Shooting better than opponent.....	10-0	12-0	7-0	29-0
Shooting worse than/equal to opponent.....	0-1	2-2	0-0	2-4
Having more FTs made than opponent.....	9-1	10-1	7-0	25-2
Having equal/less FTs made than opponent.....	1-0	4-1	0-0	6-2
Out-rebounding opponent.....	6-0	11-1	3-0	23-2
Having equal/less rebounds than opponent.....	4-1	3-1	4-0	8-2
Having fewer TOs than opponent.....	3-0	9-1	5-0	21-1
Having equal or more TOs than opponent.....	7-1	5-1	2-0	10-3
Attempting more FT than 3FG.....	9-0	11-2	6-0	25-2
Attempting equal/less FT than 3FG.....	1-1	3-0	1-0	6-2
Making 5 or more 3FGs.....	2-1	9-1	2-0	15-3
Making less than 5 3FGs.....	8-0	5-1	5-0	16-1
Making no 3 FGs.....	0-0	0-0	0-0	0-0
Attempting 15 or more 3FGs.....	2-1	7-1	2-0	13-3
Attempting less than 15 3FGs.....	8-0	7-1	5-0	18-1
No South Carolina players foul out.....	9-1	12-1	7-0	26-3
One or more SC players foul out.....	1-0	2-1	0-0	5-1
No opposing players foul out.....	2-0	8-2	5-0	18-3
One or more opposing players foul out.....	8-1	6-0	2-0	13-1

	vs. Ranked	SEC	Post Season	All
Assist on at least half of field goals made.....	7-1	11-0	6-0	25-2
Assist on at least 2/3 of field goals made.....	1-0	3-0	0-0	4-0
Assist on less than half of field goals made.....	3-0	3-2	1-0	6-2
Scoring more pts. in paint than opponent.....	7-0	12-1	4-0	25-1
Scoring equal/less pts. in paint than opp.....	3-1	2-1	3-0	5-3
Scoring more pts. off TOs than opponent.....	5-0	12-1	5-0	25-1
Scoring equal/less pts. off TOs than opp.....	5-1	2-1	2-0	6-3
Scoring more 2nd-chance pts.....	5-0	9-0	3-0	20-0
Scoring equal/less 2nd-chance pts.....	5-1	5-2	4-0	11-4
Scoring more fast break pts.....	4-0	10-0	4-0	22-0
Scoring equal/less fast break pts.....	6-1	4-2	3-0	9-4
Wearing white uniforms.....	7-0	7-2	7-0	20-2
Wearing black uniforms.....	2-0	4-0		7-1
Wearing garnet uniforms.....	1-1	2-0		3-1
Wearing pink uniforms.....	0-0	1-0		1-0
Playing in November.....	2-0			5-0
Playing in December.....	2-0			5-1
Playing in January.....	1-0	8-1		8-1
Playing in February.....	2-1	6-1		6-2
Playing in March.....	3-0		7-0	7-0
Playing during the day.....	4-0	5-1	3-0	12-2
Playing at night.....	6-1	9-1	4-0	19-2
Playing on Sunday.....	4-0	5-1	2-0	11-2
Playing on Monday.....	3-1	1-1	1-0	4-2
Playing on Tuesday.....	0-0			1-0
Playing on Wednesday.....	0-0			1-0
Playing on Thursday.....	2-0	8-0		10-0
Playing on Friday.....	0-0		2-0	2-0
Playing on Saturday.....	1-0		2-0	2-0
Margin is less than 5 pts.....	1-0	2-2	1-0	3-2
Margin is between 5-9.....	4-0	1-0	1-0	4-0
Margin is between 10-19.....	4-1	6-0	2-0	9-2
Margin is between 20-29.....	1-0	2-0	1-0	5-0
Margin is between 30-39.....	0-0	2-0		3-0
Margin is between 40-49.....	0-0	1-0	1-0	4-0
Margin is 50 pts. or more.....	0-0	0-0	1-0	3-0
Having a 20-pt. scorer.....	9-0	9-1	6-0	20-1
Having a 30-pt. scorer.....	2-0	0-0	0-0	2-0
Scoring 49 points or less.....	0-0	0-0		0-0
Scoring 50-59 points.....	1-1	0-0	1-0	1-1
Scoring 60-69 points.....	2-0	5-1		6-2
Scoring 70-79 points.....	3-0	3-1	3-0	9-1
Scoring 80-89 points.....	2-0	4-0	1-0	7-0
Scoring 90-99 points.....	2-0	2-0	1-0	7-0
Scoring 100 points or more.....	0-0	0-0	1-0	1-0
Opponent scores 49 points or less.....	1-0	6-0	3-0	13-0
Opponent scores 50-59 points.....	2-0	1-0	1-0	5-0
Opponent scores 60-69 points.....	4-1	6-1	2-0	9-2
Opponent scores 70-79 points.....	1-0	0-1	1-0	1-2
Opponent scores 80-89 points.....	2-0	1-0		2-0
Opponent scores 90-99 points.....	0-0	0-0		0-0
Opponent scores 100 points or more.....	0-0	0-0		0-0

2016-17 Team High/Low - All Games

South Carolina Highs	South Carolina Lows	Category	Opponent Lows	Opponent Highs
100 vs. Quinnipiac, 3/25	55 at UConn, 2/13	Points in Game	30, at Savannah St., 12/21	87, Kentucky, 2/26
64 (1st) vs. Saint Peter's, 11/22	23 (1st) at Georgia, 1/26	Points in a Half	12 (1st), at Savannah St., 12/21 12 (2nd), Hampton, 11/20	47 (2nd), Kentucky, 2/26
37 (1st) vs. Saint Peter's, 11/22	6 (1st) vs. UCLA, 12/18	Points in a Quarter	4 (4th), vs. Mississippi State, 3/5 4 (4th), Saint Peter's, 11/22 4 (4th), Hampton, 11/20	32 (4th), Kentucky, 2/26
38 vs. Minnesota, 12/11	20 at UConn, 2/13 20 at Georgia, 1/26 20 vs. Mississippi State, 1/23	Field Goals Made	11, at Savannah St., 12/21	30, Kentucky, 2/26 30, at Duke, 12/4
72 vs. Minnesota, 12/11	42 vs. Mississippi State, 1/23	Field Goal Attempts	47, Auburn, 2/9	78, UCLA, 12/18
.618 (34-55) vs. Kentucky, 2/26	.333 (22-66) vs. UCLA, 12/18	FG Percentage	.216 (11-51), at Sav. St., 12/21	.500 (30-60), at Duke, 12/4
16 vs. Minnesota, 12/11	1 vs. UCLA, 12/18	3-Point FG Made	0, vs. Mississippi State, 3/5	10, Minnesota, 12/11
33 vs. Minnesota, 12/11	3 vs. UCLA, 12/18	3-Point FG Attempts	6, at LSU, 1/15	29, at Arkansas, 2/5
.625 (10-16) vs. Quinnipiac, 3/25	.154 (2-13) at Savannah St., 12/21	3-Point FG Percentage	.000 (0-15), vs. Miss. St., 3/5	.467 (7-15), Georgia, 1/12
30 at Texas, 12/1	3 at Auburn, 1/5	Free Throws Made	2, Saint Peter's, 11/22	17, Clemson, 12/15 17, at Ohio State, 11/14
41 at Ohio State, 11/14	4, at Auburn, 1/5	Free Throw Attempts	2, Saint Peter's, 11/22	24, at Ohio State, 11/14
.947 (18-19) vs. Quinnipiac, 3/25	.484 (15-31) vs. Vanderbilt, 2/16	FT Percentage	.333 (3-9), Mississippi State, 1/23	1.00 (10-10), at UConn, 2/13
54 vs. UCLA, 12/18	26 vs. Kentucky, 3/4 26 at Missouri, 2/19	Rebounds	18, vs. Quinnipiac, 3/25	47, UCLA, 12/18
29 vs. Minnesota, 12/11	5 at Texas, 12/1	Assists	3, at Savannah St., 12/21	20, at UConn, 2/13
17 vs. Saint Peter's, 11/22	4 at Auburn, 1/5 4 vs. UCLA, 12/18	Steals	2, UNC Asheville, 3/17 2, Kentucky, 3/4 2, at Texas A&M, 2/23 2, Vanderbilt, 2/16 2, at Ohio State, 11/14	14, at Duke, 12/4
11 vs. Clemson, 12/15	3 vs. UNC Asheville, 3/17 3 at Duke, 12/4	Blocked Shots	0, Arizona State, 3/19	9, at Texas, 12/1
19 at Duke, 12/4	5 vs. UNC Asheville, 3/17 5 vs. Vanderbilt, 2/16	Turnovers	9, Tennessee, 1/30 9, Mississippi State, 1/23 9, UCLA, 12/18	24, Hampton, 11/20
22 at Florida, 1/8 22 at Ohio State, 11/14	4 vs. Saint Peter's, 11/22	Fouls	9, at Savannah St., 12/21	29, at Texas, 12/1 29, at Ohio State, 11/14

2016-17 Team High/Low - SEC Games Only

South Carolina Highs	South Carolina Lows	Category	Opponent Lows	Opponent Highs
95 vs. Kentucky, 2/26	60 at Missouri, 2/19 60 vs. Auburn, 2/9	Points in Game	41, Auburn, 2/9	87, Kentucky, 2/26
52 (2nd) vs. Alabama, 1/1	23 (1st) at Georgia, 1/26	Points in a Half	15 (1st) at Georgia, 1/26	47 (2nd), Kentucky, 2/26
31 (3rd) vs. Alabama, 1/1	10 (2nd) vs. Tennessee, 1/30	Points in a Quarter	5 (2nd), at Florida, 1/8	32 (4th), Kentucky, 2/26
10 (2nd) vs. Georgia, 1/12				
34 vs. Kentucky, 2/26	20 at Georgia, 1/26	Field Goals Made	12, Vanderbilt, 2/16	30, Kentucky, 2/26
34 vs. Alabama, 1/1	20 vs. Mississippi State, 1/23			
69 at Florida, 1/8	42 vs. Mississippi State, 1/23	Field Goal Attempts	47, Auburn, 2/9	67, Kentucky, 2/26
.618 (34-55) vs. Kentucky, 2/26	.351 (20-57) at Georgia, 1/26	FG Percentage	.222 (12-53), Vanderbilt, 2/16	.492 (29-59), Tennessee, 1/30
14 at Auburn, 1/5	2 vs. Kentucky, 2/26 2 vs. Ole Miss, 1/19	3-Point FG Made	1, at Georgia, 1/26 1, at LSU, 1/15	9, Kentucky, 2/26
28 at Auburn, 1/5	7 vs. Kentucky, 2/26	3-Point FG Attempts	6, at LSU, 1/15	29, at Arkansas, 2/5
.500 (14-28) at Auburn, 1/5	.167 (3-18) at Missouri, 2/19 .167 (3-18) vs. Vanderbilt, 2/16	3-Point FG Percentage	.100 (1-10), at Georgia, 1/26	.467 (7-15), Georgia, 1/12
25 vs. Kentucky, 2/26	3 at Auburn, 1/17	Free Throws Made	3, at Georgia, 1/26 3, Mississippi State, 1/23	23, vs. Vanderbilt, 2/16
34 vs. Kentucky, 2/26	4 at Auburn, 1/5	Free Throw Attempts	8, Auburn, 2/9 8, at Arkansas, 2/5 8, at Georgia, 1/26	28, vs. Vanderbilt, 2/16
.938 (15-16) at Texas A&M, 2/23	.484 (15-31) vs. Vanderbilt, 2/16	FT Percentage	.333 (3-9), Mississippi State, 1/23	.875 (7-8), at Arkansas, 2/5
48 at Florida, 1/8	26 at Missouri, 2/19	Rebounds	27, Alabama, 1/1	42, at Florida, 1/8
20 at Auburn, 1/5	9 26 at Missouri, 2/19	Assists	6, at Auburn, 1/5	19, Georgia, 1/12
13 at Texas A&M, 2/23	4 vs. Kentucky, 2/26	Steals	2, at Texas A&M, 2/23 2, Vanderbilt, 2/16	8, Auburn, 2/9 8, Mississippi State, 1/23 8, at LSU, 1/15
13 vs. Georgia, 1/12	4 at Auburn, 1/5			
13 at Florida, 1/8				
10 vs. Alabama, 1/1	1 vs. Georgia, 1/12	Blocked Shots	0, at Kentucky, 2/2	5, at Georgia, 1/26
17 at Kentucky, 2/2	5 vs. Vanderbilt, 2/16	Turnovers	9, Kentucky, 2/26 9, Tennessee, 1/30 9, Mississippi State, 1/23	22, at Florida, 1/8 22, Alabama, 1/1
22 at Florida, 1/8	10 vs. Auburn, 2/9	Fouls	11, Auburn, 2/9 11, at Auburn, 1/5	28, Vanderbilt, 2/16

2016-17 Individual Superlatives - All Games

Category	South Carolina	Opponent
Points in Game	37 by Kaela Davis at Ohio State, 11/14	31 by Makayla Epps, Kentucky, 3/4
Points in a Half	22 (2nd) by Kaela Davis at Ohio State, 11/14	20 (2nd) by Sophie Cunningham, at Missouri, 2/19
Points in a Quarter	19 (1st) by Kaela Davis at Auburn, 1/5	12 (4th) by Makayla Epps, at Kentucky, 2/2
Field Goals Made	12 by A'ja Wilson at Texas, 12/1 12 by Alaina Coates vs. Hampton, 11/20	12 by Makayla Epps, Kentucky, 3/4
Field Goal Attempts	21 by Kaela Davis at Ohio State, 11/14	26 by Makayla Epps, Kentucky, 3/4
FG Percentage	.889 (8-9) by Alaina Coates at Kentucky, 2/2 .889 (8-9) by Alaina Coates vs. Saint Peter's, 11/22	.800 (8-10) by Mercedes Russell, Tennessee, 1/30
3-Point FG Made	6 by Kaela Davis vs. Minnesota, 12/11	4 Rebecca Greenwell, at Duke, 12/4
3-Point FG Attempts	10 by Kaela Davis vs. Minnesota, 12/11	11 by Kelsey Mitchell, at Ohio State, 11/14
3-Point FG Percentage	1.00 (4-4) by Kaela Davis vs. Saint Peter's, 11/22	.750 (3-4) by Sabrina Haines, Arizona State, 3/19 .750 (3-4) by Curtyce Knox, at Texas A&M, 2/23 .750 (3-4) by Dominique Dillingham, Mississippi State, 1/23 .750 (3-4) by Julie Brosseau, Maine, 11/21
Free Throws Made	14 by A'ja Wilson vs. Hampton, 11/20	12 by Jamie Nared, Tennessee, 1/30
Free Throw Attempts	16 by Kaela Davis at Ohio State, 11/14	15 by Jamie Nared, Tennessee, 1/30
FT Percentage	1.00 (14-14) by A'ja Wilson vs. Hampton, 11/20	1.000 (9-9) by Taylor Murray, Kentucky, 2/26
Rebounds	19 by Alaina Coates at Arkansas, 2/5	22 by Monique Billings, UCLA, 12/18
Assists	8 by Tyasha Harris vs. Kentucky, 2/26	10 by Curtyce Knox, at Texas A&M, 2/23
Steals	5 by A'ja Wilson vs. Vanderbilt, 2/16 5 by Allisha Gray at Savannah State, 12/21 5 by Bianca Cuevas-Moore vs. Saint Peter's, 11/22	5 by Leaonna Odom, at Duke, 12/4
Blocked Shots	7 by A'ja Wilson vs. Georgia, 3/3/17	6 by Kelsey Lang, at Texas, 12/1
Turnovers	7 by Kaela Davis at Missouri, 2/19	7 by Morgan William, vs. Mississippi State, 3/5

2016-17 Individual Superlatives - SEC Games Only

Category	South Carolina	Opponent
Points in Game	26 by A'ja Wilson vs. Mississippi State, 1/23	29 by Taylor Murray, Kentucky, 2/26
Points in a Half	21 (2nd) by Kaela Davis at Auburn, 1/5	20 (2nd) by Sophie Cunningham, at Missouri, 2/19
Points in a Quarter	19 (1st) by Kaela Davis at Auburn, 1/5	12 (4th) by Makayla Epps, at Kentucky, 2/2
Field Goals Made	10 by A'ja Wilson vs. Kentucky, 2/26 10 by A'ja Wilson vs. Mississippi State, 1/23	10 by Sophie Cunningham, at Missouri, 2/19 10 by Chloe Jackson, at LSU, 1/15
Field Goal Attempts	18 by Kaela Davis at Auburn, 1/5	22 by Makayla Epps, at Kentucky, 2/2
FG Percentage	.889 (8-9) by Alaina Coates at Kentucky, 2/2	.800 (8-10) by Mercedes Russell, Tennessee, 1/30
3-Point FG Made	5 by Bianca Cuevas-Moore at Auburn, 1/5 5 by Kaela Davis at Auburn, 1/5	3 by Makenzie Cann, Kentucky, 2/26 3 by Curtyce Knox, at Texas A&M, 2/23 3 by Aaliyah Wilson, at Arkansas, 2/5 3 by Dominique Dillingham, Mississippi State, 1/23 3 by Mackenzie Engram, Georgia, 1/12
3-Point FG Attempts	9 by Kaela Davis at Auburn, 1/5	9 by Makenzie Cann, Kentucky, 2/26
3-Point FG Percentage	.833 (5-6) by Bianca Cuevas-Moore at Auburn, 1/5	.750 (3-4) by Curtyce Knox, at Texas A&M, 2/23 .750 (3-4) by Dominique Dillingham, Mississippi State, 1/23
Free Throws Made	9 by A'ja Wilson at Georgia, 1/26	12 by Jamie Nared, Tennessee, 1/30
Free Throw Attempts	14 by A'ja Wilson at Georgia, 1/26	15 by Jamie Nared, Tennessee, 1/30
FT Percentage	1.000 (6-6) Bianca Cuevas-Moore, at Missouri, 2/19	1.000 (9-9) by Taylor Murray, Kentucky, 2/26
Rebounds	19 by Alaina Coates at Arkansas, 2/5	12 by Marqu'es Webb, Vanderbilt, 2/16
Assists	8 by Tyasha Harris vs. Kentucky, 2/26	10 by Curtyce Knox, at Texas A&M, 2/23
Steals	6 by Bianca Cuevas-Moore at Texas A&M, 2/23	3 by Jamie Nared, Tennessee, 1/30 3 by Mackenzie Engram, at Georgia, 1/26 3 by Morgan William, Mississippi State, 1/23 3 by Delicia Washington, at Florida, 1/8
Blocked Shots	5 by A'ja Wilson at Kentucky, 2/2	3 by Caliya Robinson, at Georgia, 1/26
Turnovers	7 by Kaela Davis at Missouri, 2/19	6 by Curtyce Knox, at Texas A&M, 2/23 6 by Lianna Doty, at Missouri, 2/19

Gamecock Career Highs

Araion Bradshaw

Pts	3, 4x, last at Georgia, 1/26/17
FG	1, 5x, last at Georgia, 1/26/17
FGA	4 at Savannah State, 12/21/16
FG %	.333 (1-3) vs. Minnesota, 12/11/16
3FG	1, 4x, last at Georgia, 1/26/17
3FGA	2, 3x, last at Georgia, 1/26/17
FT	2, 2x, last at Texas A&M, 2/23/17
FTA	2, 5x, last vs. UNC Asheville, 3/17/17
FT %	1.000 (2-2), 2x, last at Texas A&M, 2/23/17
Off Reb	1, 4x, last, at Arkansas, 2/5/17
Reb	3, 3x, last vs. Quinnipiac, 3/25/17
Stl	2 vs. Hampton, 11/20/16
Asst	5 vs. Quinnipiac, 3/25/17
Min	15, 2x, last at Savannah State, 12/21/16

Doniyah Cliney

Pts	11 vs. Georgia, 3/3/17
FG	4, 2x, last vs. Quinnipiac, 3/25/17
FGA	8 vs. Georgia, 3/3/17
FG %	.800 (4-5) vs. Quinnipiac, 3/25/17
3FG	1, 9x, vs. Quinnipiac, 3/25/17
3FGA	2, 5x, last vs. Ole Miss, 1/19/17
FT	4 vs. UCLA, 12/18/16
FTA	6, 2x, last vs. UCLA, 12/18/16
FT %	1.000 (2-2), 4x, last vs. Kentucky, 3/4/17
Reb	9 vs. Clemson, 12/15/16
Off Reb	4, 2x, last at Arkansas, 2/5/17
Blk	2 vs. Arizona State, 3/19/17
Stl	3, 2x, last at Arkansas, 2/5/17
Asst	6, 2x, last at Kentucky, 2/2/17
Min	30 vs. Minnesota, 12/11/16

Alaina Coates

Pts	29 vs. Winthrop, 12/13/15
FG	13 vs. Winthrop, 12/13/15
FGA	16, 2x, last vs. Hampton, 11/20/16
FG %	1.000 (7-7) vs. SC St, 12/22/13
FT	11 at San Diego St., 11/23/13
FTA	15 at San Diego St., 11/23/13
FT %	1.000 (10-10) vs. North Carolina, 3/27/15
Reb	19 at Arkansas, 2/5/17
Off Reb	8 vs. Auburn, 3/4/16
Def Reb	16 at Kentucky, 2/2/17
Blk	10 vs. Winthrop, 12/13/15
Stl	4, 2x, last vs. Louisville, 11/27/16
Asst	6 at Texas A&M, 1/31/16
Min	38 at Texas A&M, 1/31/16

Bianca Cuevas-Moore

Pts	25 vs. Georgia, 1/12/17
FG	10 vs. Georgia, 1/12/17
FGA	17 vs. Georgia, 1/12/17
FG %	.833 (5-6) at Hampton, 12/17/14
3FG	5 at Auburn, 1/5/17
3FGA	7 at Duke, 12/4/16
3FG %	.833 (5-6) at Auburn, 1/5/17
FT	9 at Ole Miss, 2/1/15
FTA	11 at Ole Miss, 2/1/15
FT %	1.000 (6-6), 2x, last at Missouri, 2/19/17
Reb	6, 2x, last at Georgia, 1/26/17
Off Reb	3 vs. Alabama, 1/29/15
Blk	2, 2x, last vs. UConn, 2/8/16
Stl	6 at Texas A&M, 2/23/17
Asst	7 at Auburn, 1/5/17
Min	36, 2x, last at Texas A&M, 2/23/17

Kaela Davis

Pts	37 at Ohio State, 11/14/16
FG	10, 2x, last vs. Florida State, 3/27/17
FGA	21 at Ohio State, 11/14/16
FG %	.727 (8-11) vs. Kentucky, 2/26/17
3FG	6 vs. Minnesota, 12/11/16
3FGA	10 vs. Minnesota, 12/11/16
3FG %	1.000 (4-4) vs. Saint Peter's, 11/22/16
FT	13 at Ohio State, 11/14/16
FTA	16 at Ohio State, 11/14/16
FT %	1.000 (5-5) vs. Quinnipiac, 3/25/17
Reb	11 at Texas A&M, 2/23/17
Off Reb	4 vs. UNC Asheville, 3/17/17
Stl	3, 3x, last at Kentucky, 2/2/17
Asst	5, 3x, last vs. Auburn, 2/9/17
Min	36 at Ohio State, 11/14/16

Tiffany Davis

Pts	11 vs. Ole Miss, 1/30/14
FG	3 vs. Savannah State, 12/28/13
FGA	6 vs. SC State, 12/22/13
FG %	1.000 (3-3) vs. Savannah State, 12/28/13
3FG	2, 3x, last vs. Ole Miss, 1/30/14
3FGA	5 vs. Winthrop, 12/20/13
3FG %	1.000 (2-2), 3x, last vs. Ole Miss, 1/30/14
FT	4 at Tennessee, 3/2/14
FTA	4 at Tennessee, 3/2/14
FT %	1.000 (4-4) at Tennessee, 3/2/14
Reb	6 at Arkansas, 1/2/14
Off Reb	2 vs. Arkansas, 1/2/14
Stl	5 vs. Elon, 11/9/12
Asst	3, 5x, last vs. UNC Asheville, 3/17/17
Min	30 at Arkansas, 1/2/14

Allisha Gray

Pts	24 at Ohio State, 11/14/16
FG	11 vs. UNC Asheville, 3/17/17
FGA	18 at Ohio State, 11/14/16
FG %	.875 (7-8) at LSU, 1/15/17
3FG	4, 2x, last at Florida, 1/8/17
3FGA	10 vs. Minnesota, 12/11/16
3FG %	1.000 (2-2) at LSU, 1/15/17
FT	7 vs. Kentucky, 2/26/17
FTA	9 vs. Kentucky, 2/26/17
FT %	1.000 (5-5) at LSU, 1/15/17
Reb	12 vs. UNC Asheville, 3/17/17
Off Reb	7 vs. UNC Asheville, 3/17/17
Blk	3 at LSU, 1/15/17
Stl	5 at Savannah State, 12/21/16
Asst	7 vs. Minnesota, 12/11/16
Min	38, 4x, last at UConn, 2/13/17

Tyasha Harris

Pts	16 vs. Florida State, 3/27/17
FG	5, 2x, last vs. Florida State, 3/27/17
FGA	11 at UConn, 2/13/17
FG %	1.000 (3-3) vs. Kentucky, 2/26/17
3FG	3, 2x, last vs. Georgia, 1/12/17
3FGA	8 at UConn, 2/13/17
3FG %	.750 (3-4) vs. Minnesota, 12/11/16
FT	6, 2x, last vs. Kentucky, 2/26/17
FTA	8, 2x, last vs. Kentucky, 2/26/17
FT %	.750 (6-8), 2x, last vs. Kentucky, 2/26/17
Reb	6 vs. Florida State, 3/27/17
Stl	4 vs. Georgia, 1/12/17
Asst	8 vs. Kentucky, 2/26/17
Min	38 vs. Tennessee, 1/30/17

Mikiah Herbert Harrigan

Pts	17 vs. Kentucky, 3/4/17
FG	7 vs. Kentucky, 3/4/17
FGA	11, 2x, last at Texas A&M, 2/23/17
FG %	1.000 (5-5) vs. Vanderbilt, 2/16/17
3FGA	2 vs. Saint Peter's, 11/22/16
FT	5 vs. Louisville, 11/27/16
FTA	5, 2x, last vs. Louisville, 11/27/16
FT %	1.000 (5-5) vs. Louisville, 11/27/16
Reb	10 vs. Georgia, 3/3/17
Off Reb	4 vs. Hampton, 11/20/16
Def Reb	7 vs. Georgia, 3/3/17
Blk	4 vs. Alabama, 1/1/17
Stl	2 vs. Saint Peter's, 11/22/16
Asst	2, 4x, vs. Minnesota, 12/11/16
Min	26 vs. Quinnipiac, 3/25/17

Victoria Patrick

Pts	4, 2x, last at Savannah State, 12/21/16
FG	1, 10x, last vs. Quinnipiac, 3/25/17
FGA	6 vs. UNC Asheville, 3/17/17
3FG	1, 9x, last vs. Quinnipiac, 3/25/17
3FGA	5 vs. UNC Asheville, 3/17/17
FT	1, 3x, last vs. Alabama, 1/1/17
FTA	3 at Savannah State, 12/21/16
Reb	2, 4x, last vs. Vanderbilt, 2/16/17
Off Reb	1, 3x, last vs. Vanderbilt, 2/16/17
Stl	2 vs. Saint Peter's, 11/22/16
Asst	2 at Savannah State, 12/21/16
Min	15, 3x, last vs. UNC Asheville, 3/17/17

A'ja Wilson

Pts	31 at Texas, 12/1/16
FG	12 at Texas, 12/1/16
FGA	19, 2x, last vs. Texas A&M, 1/17/16
FG %	.875 (7-8) vs. Maine, 11/21/16
FT	14 vs. Hampton, 11/20/16
FTA	15 vs. LSU, 2/12/15
FT %	1.000 (14-14) vs. Hampton, 11/20/16
Reb	19 at Kentucky, 3/1/15
Off Reb	7 at Alabama, 2/22/16
Def Reb	14 at Kentucky, 3/1/15
Blk	8, 2x, last vs. Texas A&M, 1/17/16
Stl	5 vs. Vanderbilt, 2/16/17
Asst	5 vs. Louisville, 11/27/16
Min	39 at Texas A&M, 1/31/16

The Last Time...

Individual

Scored 50 Points

South Carolina 51, Jocelyn Penn vs. Stetson, 1/4/03
Opponent Never

Scored 40 Points

South Carolina 51, Jocelyn Penn vs. Stetson, 1/4/03
Opponent 46, Cornelia Gayden, LSU, 1/14/95

Scored 30 Points

South Carolina 31, A'ja Wilson at Texas, 12/1/16
Opponent 31, Makayla Epps, Kentucky, 3/4/17

Grabbed 20 Rebounds

South Carolina 25, Kelsey Bone vs. Boston University, 12/28/09
Opponent 22, Monique Billings, UCLA, 12/18/16

Grabbed 15 Rebounds

South Carolina 15, A'ja Wilson at Texas A&M, 2/23/17
Opponent 22, Monique Billings, UCLA, 12/18/16

Two Players with 20 or More Points

South Carolina Kaela Davis 28/A'ja Wilson 24 vs. Quinnipiac, 3/25/17
Opponent Makayla Epps 31/Evelyn Akhator 24, Kentucky, 3/4/17

Two Players with 10 or More Rebounds

South Carolina A'ja Wilson 15/Kaela Davis 11 at Texas A&M, 2/23/17
Opponent Breanna Stewart 10/Gabby Williams 10, UConn, 2/8/16

Had 10 Assists

South Carolina 10, Tina Roy vs. Savannah State, 12/14/14
Opponent 10, Curtyce Knox, at Texas A&M, 2/23/17

Had Five Steals

South Carolina 6, Bianca Cuevas-Moore at Texas A&M, 2/23/17
Opponent 5, Leaonna Odom, at Duke, 12/4/16

Had Five Blocked Shots

South Carolina 7, A'ja Wilson vs. Georgia, 3/3/17
Opponent 6, Kelsey Lang, at Texas, 12/1/16

Had a Double-Double

South Carolina A'ja Wilson (21 pts/11 rebs) vs. Arizona State, 3/19/17
Opponent Teaira McCowan (15 pts/12 rebs) vs. Mississippi State, 3/5/17

Two Players had a Double-Double

South Carolina Alaina Coates (14 pts/13 rebs)/A'ja Wilson (23 pts/13 rebs) at Florida, 1/8/17
Opponent Sheila Boykin (12 pts/12 rebs)/Danielle Ballard (16 pts/12 rebs), LSU, 2/12/15

Three Players had a Double-Double

South Carolina Ashley Bruner (16 pts/12 rebs)/Aleighsa Welch (16 pts/ 11 rebs)/Elem Ibiyam (12 pts/10 rebs) vs. Kansas, 3/25/13
Opponent Merlakia Jones (26 pts/10 rebs)/Takilya Davis (19 pts/13 rebs)/DeLisha Milton (14 pts/15 rebs), at Florida, 2/20/94

Had a Triple-Double

South Carolina Alaina Coates (29 pts/16 rebs/10 blks) vs. Winthrop, 12/13/15
Opponent Never

Team

Scored 100 Points

South Carolina 100 vs. Quinnipiac, 3/25/17
Opponent 103, Clemson, 11/21/03

Won by 30 or More Points

South Carolina 100-58 (42) vs. Quinnipiac, 3/25/17
Opponent 66-34 (32), Georgia, 3/4/11

Shot 65% or Better from the Field

South Carolina .652 (45-69) vs. East Tennessee State, 12/19/00
Opponent Never

Shot 60% or Better from the Field

South Carolina .610 (36-59) vs. Quinnipiac, 3/25/17
Opponent .604 (29-48), Vanderbilt, 1/18/01

Shot 50% or Better from the Field

South Carolina .578 (26-45) vs. Florida State, 3/27/17
Opponent .500 (30-60) at Duke, 12/4/16

No Players in Double-Figure Points

South Carolina at Auburn, 1/19/12
Opponent Arkansas, 1/3/16

Five Players in Double-Figure Points

South Carolina vs. Kentucky, 2/26/17
Opponent Arkansas, 2/14/10

More Than Five Players in Double-Figure Points

South Carolina 6 vs. Syracuse, 3/22/15
Opponent 6 at Georgia, 2/13/03

Faced AP Top-25 Opponent

Win 95-87 vs. No. 22 Kentucky, 2/26/17
Loss 89-77 vs. No. 20 Kentucky, 3/4/17

Faced AP Top-10 Opponent

Win 71-64 vs. No. 10 Florida State, 3/27/17
Loss 61-73 at No. 10 Tennessee, 3/2/14

Faced AP Top-5 Opponent

Win 64-61 vs. No. 4 Mississippi State, 1/23/17
Loss 65-66 vs. No. 2 Notre Dame, 4/5/15

Faced AP No. 1 Team

Win Never
Loss 55-66 at No. 1 UConn, 2/13/17

Overtime Game

Win 58-55 vs. Drexel, 11/28/12
Loss 65-57 at Texas A&M, 1/16/14

Double-Overtime Game

Win 92-91 at Florida State, 2/4/91
Loss 92-94 at Clemson, 11/19/09

South Carolina Was Ranked (AP Poll)

No. 1 2/9/15
Top 5 No. 3, 3/13/17
Top 10 No. 7, 2/20/17
Top 25 No. 13, 12/30/13

South Carolina Single-Quarter Records

Italics indicates set in 2016-17

TEAM

Scoring

Most	Points
1. vs. Saint Peter's, 11/22/16, 1st qtr.	37
2. vs. Arkansas, 1/3/16, 2nd qtr.	35
3. vs. Minnesota, 12/11/16, 2nd qtr.	33
4. vs. Hampton, 11/20/16, 2nd qtr.	32
5. vs. Quinnipiac, 3/25/17, 3rd qtr.	31

Fewest	Points
1. at Mississippi State, 1/24/16, 1st qtr.	7
2. vs. Saint Peter's, 11/22/16, 4th qtr.	8
vs. UConn, 2/8/16, 3rd qtr.	8
vs. UConn, 2/8/16, 1st qtr.	8
at Texas A&M, 1/31/16, 2nd qtr.	8
at Tennessee, 2/15/16, 1st qtr.	8
at Kentucky, 1/14/16, 1st qtr.	8

Fewest Allowed	Points
1. vs. Mississippi State, 3/5/17, 4th qtr.	4
vs. Saint Peter's, 11/22/16, 4th qtr.	4
vs. Hampton, 11/20/16, 4th qtr.	4
vs. Georgia, 2/18/16, 2nd qtr.	4
5. vs. Maine, 11/21/16, 1st qtr.	5
vs. Auburn, 3/4/16, 2nd qtr.	5
at Ole Miss, 2/25/16, 2nd qtr.	5
at Auburn, 1/21/16, 2nd qtr.	5
vs. Missouri, 1/10/16, 1st qtr.	5

Most Allowed	Points
1. vs. Kentucky, 2/26/17, 4th qtr.	32
2. vs. Syracuse, 3/25/16, 4th qtr.	30
3. vs. Ohio State, 11/13/15, 1st qtr.	26
4. vs. Arizona State, 3/19/17, 2nd qtr.	24
vs. Kentucky, 3/4/17, 3rd qtr.	24
vs. Tennessee, 1/30/17, 4th qtr.	24
vs. Georgia, 2/18/16, 4th qtr.	24
vs. Missouri, 1/10/16, 4th qtr.	24

Margin of Difference

Lead	Score	Margin
1. vs. Arkansas, 1/3/16, 2nd qtr.	35-9	+26
2. vs. Saint Peter's, 11/22/16, 1st qtr.	37-12	+25
3. at Auburn, 1/5/17, 1st qtr.	29-6	+23
4. vs. Arkansas, 1/3/16, 3rd qtr.	29-7	+22
5. vs. Winthrop, 12/13/15, 1st qtr.	26-7	+19
at Clemson, 11/18/15, 3rd qtr.	27-8	+19

Deficit	Score	Margin
1. vs. Syracuse, 3/25/16, 4th qtr.	16-30	-14
2. vs. UConn, 2/8/16, 3rd qtr.	8-19	-11
at Texas A&M, 1/31/16, 2nd qtr.	8-19	-11
4. vs. Arizona State, 3/19/17, 2nd qtr.	14-24	-10
vs. Georgia, 1/12/17, 2nd qtr.	10-20	-10

Field Goals

Made	FGM
1. vs. Saint Peter's, 11/22/16, 1st qtr.	15
2. vs. Arkansas, 1/3/16, 2nd qtr.	14
3. vs. Quinnipiac, 3/25/17, 3rd qtr.	13
vs. Kentucky, 3/4/17, 1st qtr.	13
5. vs. Minnesota, 12/11/16, 3rd qtr.	12
vs. Minnesota, 12/11/16, 2nd qtr.	12
vs. Ohio State, 11/13/15, 4th qtr.	12
vs. UNCG, 11/15/15, 3rd qtr.	12

Attempts	FGA
1. at Auburn, 1/5/17, 1st qtr.	22
2. vs. Vanderbilt, 2/16/17, 1st qtr.	21
vs. Tennessee, 1/30/17, 1st qtr.	21
vs. Minnesota, 12/11/16, 1st qtr.	21
vs. Saint Peter's, 11/22/16, 1st qtr.	21
vs. Kentucky, 3/5/16, 1st qtr.	21
vs. Ole Miss, 1/28/16, 1st qtr.	21
vs. Ohio State, 11/13/15, 4th qtr.	21

Highest Percentage	FGM-A	Pct
1. vs. Kentucky, 3/5/16, 4th qtr.	11-13	.846
2. vs. Quinnipiac, 3/25/17, 3rd qtr.	13-16	.813
3. vs. Hampton, 12/16/15, 3rd qtr.	8-10	.800
4. vs. LSU, 2/28/16, 2nd qtr.	7-9	.778
5. at Clemson, 11/18/15, 3rd qtr.	9-12	.750

Lowest Percentage	FGM-A	Pct
1. vs. Georgia, 1/12/17, 2nd qtr.	1-12	.083
2. vs. UCLA, 12/18/16, 1st qtr.	2-15	.133
3. vs. UConn, 2/8/16, 3rd qtr.	3-17	.176
4. vs. Georgia, 2/18/16, 1st qtr.	2-11	.182
at Mississippi State, 1/24/16, 1st qtr.	2-11	.182

Lowest %age Allowed	FGM-A	Pct
1. vs. Vanderbilt, 2/16/17, 4th qtr.	1-16	.063
2. vs. UNC Asheville, 3/17/17, 3rd qtr.	1-15	.067
3. at Florida, 1/8/17, 2nd qtr.	1-14	.071
4. at Auburn, 1/5/17, 4th qtr.	1-12	.083
5. at Ole Miss, 2/25/16, 2nd qtr.	2-18	.111
vs. Missouri, 1/0/16, 1st qtr.	2-18	.111

Highest %age Allowed	FGM-A	Pct
1. at LSU, 1/15/17, 2nd qtr.	9-12	.750
2. vs. Quinnipiac, 3/25/17, 2nd qtr.	8-11	.727
3. vs. Tennessee, 1/30/17, 4th qtr.	9-13	.692
vs. Mississippi St., 1/23/17, 2nd qtr.	9-13	.692
5. vs. Kentucky, 3/4/17, 1st qtr.	10-16	.625

Rebounding

Total	Rebs
1. at Ohio state, 11/14/16, 1st qtr.	20
2. vs. Clemson, 12/15/16, 2nd qtr.	18
vs. Kansas State, 3/20/16, 3rd qtr.	18
at Alabama, 2/22/16, 4th qtr.	18
5. at Florida, 1/18/17, 2nd qtr.	17
vs. Clemson, 12/15/16, 4th qtr.	17
vs. Louisville, 11/27/16, 3rd qtr.	17
vs. Hampton, 11/20/16, 4th qtr.	17
vs. Ohio State, 11/13/15, 3rd qtr.	17

Margin	Rebs	Margin
1. at Alabama, 2/22/16, 4th qtr.	18-3	+15
2. vs. Clemson, 12/15/16, 2nd qtr.	18-4	+14
3. vs. Saint Peter's, 11/22/16, 1st qtr.	16-3	+13
vs. Hampton, 12/16/15, 4th qtr.	15-2	+13
5. vs. Quinnipiac, 3/25/17, 1st qtr.	22-7	+11
vs. Mississippi State, 3/5/17, 4th qtr.	16-5	+11
at Ohio State, 11/14/16, 1st qtr.	20-9	+11
vs. Kansas State, 3/20/16, 3rd qtr.	18-7	+11
vs. Hampton, 12/16/15, 2nd qtr.	16-5	+11

INDIVIDUAL

Scoring

Most	Points
1. Kaela Davis at Auburn, 1/5/17, 1st qtr.	19
2. Kaela Davis vs. Quinnipiac, 3/25/17, 3rd qtr.	15
Tina Roy vs. Arkansas, 1/3/16, 3rd qtr.	15
4. Kaela Davis vs. Minnesota, 12/11/16, 2nd qtr.	14
Tina Roy vs. Syracuse, 3/25/16, 2nd qtr.	14

Rebounding

Most	Rebs
1. Alaina Coates at Arkansas, 2/5/17, 1st qtr.	9
Alaina Coates at Georgia, 1/26/17, 2nd qtr.	9
3. A'ja Wilson vs. Mississippi State, 3/5/17, 4th qtr.	8
Alaina Coates vs. Georgia, 1/12/17, 1st qtr.	8
A'ja Wilson at Florida, 1/8/17, 2nd qtr.	8
A'ja Wilson vs. UCLA, 12/18/16, 4th qtr.	8
Alaina Coates vs. Louisville, 11/27/16, 3rd qtr.	8
Alaina Coates vs. Hampton, 11/20/16, 3rd qtr.	8
Alaina Coates vs. Ole Miss, 1/28/16, 2nd qtr.	8

Staley Era Team Records

Italics indicates set in 2016-17

Scoring

Most	Points
1. vs. Savannah State, 12/14/14	111
2. at Alabama, 1/8/15	102
3. vs. <i>Quinnipiac</i> , 3/25/17	100
4. vs. Clemson, 11/20/14	99
vs. Ole Miss, 1/30/14	99
vs. Charleston Southern, 11/9/13	99

Fewest	Points
1. at Stanford, 11/26/10	32
2. vs. Georgia, 3/4/11	34
3. vs. Mississippi State, 3/5/09	39
4. at Georgia, 1/13/13	40
5. at Mississippi State, 2/26/09	41

Fewest Allowed	Points
1. vs. South Carolina State, 12/14/11	21
2. vs. Presbyterian, 11/27/11	24
3. vs. NC Central, 12/1/14	26
vs. SC State, 12/22/13	26
5. vs. NC Central, 12/2/13	27

Most Allowed	Points
1. at Clemson, 11/19/09	94
2. vs. North Carolina, 12/20/09	93
3. vs. <i>Kentucky</i> , 2/26/17	87
at Connecticut, 2/9/15	87
5. vs. Xavier, 11/12/10	84

Margin of Outcome

Victory	Score	Margin
1. vs. Charleston Southern, 11/8/13	99-29	+70
2. vs. NC Central, 12/1/14	90-26	+64
3. vs. Savannah State, 12/14/14	111-49	+62
4. vs. Clemson, 11/20/14	99-41	+58
5. vs. <i>Saint Peter's</i> , 11/22/16	93-38	+55

Defeat	Score	Margin
1. at Stanford, 11/26/10	32-70	-38
2. vs. Georgia, 3/4/11	34-66	-32
3. vs. Stanford, 12/19/08	47-78	-31
4. at Penn State, 11/21/10	48-78	-30
5. vs. Connecticut, 12/28/08	48-77	-29

Field Goals

Made	FGM
1. vs. Charleston Southern, 11/8/13	39
2. vs. <i>Minnesota</i> , 12/11/16	38
vs. Savannah State, 12/14/14	38
vs. Clemson, 11/20/14	38
5. vs. <i>UNC Asheville</i> , 3/17/17	37
vs. <i>Saint Peter's</i> , 11/22/16	37
vs. Kentucky, 3/5/16	37
at Alabama, 1/8/15	37
vs. Central Michigan, 12/20/14	37

Attempts	FGA
1. vs. Penn State, 11/20/11	76
2. at Clemson, 11/19/09	74
3. vs. Tennessee, 1/20/11	73
4. vs. <i>Minnesota</i> , 12/11/16	72
vs. Central Michigan, 12/20/14	72
vs. Clemson, 11/20/14	72
vs. Kansas, 3/25/13	72

Highest Percentage (Min. 40 FGA)	FGM-A	Pct
1. vs. Savannah State, 3/20/15	34-53	.642
2. at Alabama, 1/8/15	37-58	.638
3. vs. <i>Kentucky</i> , 2/26/17	34-55	.618
4. vs. <i>Quinnipiac</i> , 3/25/17	36-59	.610
5. vs. Florida State, 3/29/15	30-49	.612

Lowest Percentage (Min. 40 FGA)	FGM-A	Pct
1. at Stanford, 11/26/10	12-55	.218
2. vs. Georgia, 3/4/11	12-52	.231
3. at Florida, 1/20/13	15-64	.234
4. at Kentucky, 2/5/09	13-55	.236
5. at Georgia, 1/2/11	13-54	.241

Lowest %age Allowed (Min. 40 FGA)	FGM-A	Pct
1. vs. South Carolina State, 12/14/11	6-48	.125
2. vs. NC Central, 12/2/13	8-50	.160
3. vs. Charleston Southern, 11/8/13	10-54	.185
4. vs. Arkansas, 3/6/15	11-57	.193
vs. Hampton, 11/22/12	11-57	.193

Highest %age Allowed (Min. 40 FGA)	FGM-A	Pct
1. vs. Connecticut, 12/28/08	35-62	.565
vs. Florida, 1/9/11	26-46	.565
3. vs. Xavier, 11/12/10	34-61	.557
4. at Connecticut, 2/9/15	31-56	.554
5. at Kentucky, 1/13/11	30-55	.545

3-Point Field Goals

Made	3FGM
1. vs. <i>Minnesota</i> , 12/11/16	16
2. at <i>Auburn</i> , 1/5/17	14
3. vs. Kentucky, 3/5/16	12
4. vs. Arkansas, 1/3/16	11
at Alabama, 1/8/15	11

Attempts	3FGA
1. vs. <i>Minnesota</i> , 12/11/16	33
2. vs. Syracuse, 3/25/16	32
3. vs. Penn State, 11/20/11	29
4. at <i>Auburn</i> , 1/5/17	28
vs. College of Charleston, 11/14/13	28
vs. North Carolina, 12/19/10	28

Percentage (Min. 5 3FGA)	3FGM-A	Pct
1. vs. Oregon State, 3/25/14	4-6	.667
vs. Ole Miss, 1/30/14	4-6	.667
vs. Savannah State, 12/28/13	4-6	.667
vs. Western Carolina, 12/29/12	6-9	.667
at Alabama, 1/10/10	8-12	.667
vs. Charlotte, 12/21/08	8-12	.667

Free Throws

Made	FTM
1. vs. Savannah State, 12/14/14	34
vs. Oregon State, 3/25/14	34
3. vs. Missouri, 1/10/16	32
vs. Ole Miss, 1/30/14	32
at Mississippi State, 1/6/12	32

Attempts	FTA
1. at Mississippi State, 1/6/13	50
2. vs. Savannah State, 12/28/13	48
3. vs. Savannah State, 12/14/14	47
4. vs. Missouri, 2/2/14	46
5. vs. Seton Hall, 11/17/13	44
vs. South Carolina State, 12/21/12	44

Percentage (Min. 10 FTA)	FTM-A	Pct
1. vs. <i>Quinnipiac</i> , 3/25/17	18-19	.947
2. at <i>Texas A&M</i> , 2/23/17	15-16	.923
3. vs. Alabama, 1/19/14	10-11	.909
4. at <i>Arkansas</i> , 2/5/17	18-20	.900
5. vs. Auburn, 1/2/09	23-26	.885

Rebounding

Total	Rebs
1. vs. College of Charleston, 11/14/13	62
2. at Florida, 1/20/13	59
3. at Alabama, 2/22/16	58
4. vs. Hampton, 11/22/12	57
5. vs. Savannah State, 12/14/14	56

Margin	Rebs	Margin
1. vs. Savannah State, 12/14/14	56-21	+35
2. vs. Hampton, 12/16/15	52-19	+33
3. at Alabama, 2/7/13	53-24	+29
4. at Alabama, 2/22/16	58-31	+28
vs. Hampton, 12/17/14	48-21	+27

Offensive	Off. Rebs
1. vs. Elon, 11/9/12	29
2. vs. College of Charleston, 11/23/11	27
3. vs. Kansas, 3/25/13	26
at Florida, 1/20/13	26
5. vs. Savannah State, 11/15/12	25
vs. Penn State, 11/20/11	25
at Penn State, 11/21/10	25

Turnovers

Fewest	TOs
1. at Tennessee, 2/2/12	4
2. vs. <i>UNC Asheville</i> , 3/17/17	5
vs. <i>Vanderbilt</i> , 2/16/17	5
vs. CSU Bakersfield, 11/28/15	5
at Clemson, 11/18/15	5
vs. Syracuse, 11/28/14	5
vs. Tennessee, 2/23/15	5
at Missouri, 2/28/13	5
vs. Georgia, 3/2/12	5
vs. Ole Miss, 3/3/11	5

Most	TOs
1. at Wake Forest, 12/3/08	32
2. at Ole Miss, 2/25/16	29
vs. Hampton, 11/22/12	29
vs. Kentucky, 1/15/12	29
4. at Kentucky, 1/13/11	28

Assists

1. vs. <i>Minnesota</i> , 12/11/16	29
2. vs. NC Central, 12/1/14	26
3. vs. Winthrop, 12/13/15	25
vs. UNCG, 11/15/15	25
vs. San Diego State, 11/23/14	25
vs. Clemson, 11/20/14	25
vs. Alabama, 1/19/14	25
vs. Charleston Southern, 11/8/13	25

Steals

1. vs. NC Central, 12/1/14	21
vs. Furman, 12/11/11	21
3. vs. San Diego State, 11/23/14	18
4. vs. <i>Saint Peter's</i> , 11/22/16	17
vs. Charleston Southern, 11/8/13	17

Blocked Shots

1. vs. Winthrop, 12/13/15	16
2. vs. Arkansas, 3/6/15	15
3. at Mississippi State, 2/6/14	14
vs. Kentucky, 1/9/14	14
5. at Kentucky, 3/1/15	12
vs. Charleston Southern, 11/8/13	12

Gamecock Individual Record Book Updates

Italics indicates current student-athlete

Scoring

Total Career Points	Gms	Points
1. Sheila Foster (1979-82)	134	2266
2. Shannon Johnson (1993-96)	109	2230
3. Brantley Southers (1982-86)	120	1982
4. Jocelyn Penn (1999-2003)	117	1939
5. Tiffany Mitchell (2013-16)	139	1885
6. Schonna Banner (1987-90)	125	1791
7. Martha Parker (1986-89)	124	1728
8. Karen Middleton (1988-91)	128	1714
9. Evelyn Johnson (1980-83)	113	1620
10. <i>Alaina Coates (2014-17)</i>	<i>133</i>	<i>1603</i>

Career Field Goal Percentage	FGM-A	Pct.
1. <i>Alaina Coates (2014-17)</i>	<i>597-963</i>	<i>.620</i>
2. Jocelyn Penn (2012-15)	757-1277	.593
3. Aleighsa Welch (2012-15)	560-970	.577
4. Beth Hunt (1989-90)	558-967	.577
5. Schonna Banner (1987-90)	775-1426	.543

SEC Career Points	Gms	Points
1. Tiffany Mitchell (2013-16)	64	862
2. Shannon Johnson (1993-96)	44	836
3. Jocelyn Penn (1999-2003)	55	807
4. <i>A'ja Wilson (2015-present)</i>	<i>46</i>	<i>733</i>
5. Annie Lester (1997-2000)	54	731
6. <i>Alaina Coates (2014-17)</i>	<i>52</i>	<i>727</i>

SEC Single-Season Points	Gms	Points
1. Jocelyn Penn (2002-03)	13	280
2. Annie Lester (1997-98)	14	267
3. Shannon Johnson (1993-94)	11	262
4. <i>A'ja Wilson (2015-16)</i>	<i>16</i>	<i>260</i>
5. <i>A'ja Wilson (2016-17)</i>	<i>14</i>	<i>255</i>

Total Career Free Throws Made	Gms	Rebs
1. Shannon Johnson (1993-96)	109	478
2. Martha Parker (1986-89)	124	473
3. Tiffany Mitchell (2013-16)	139	447
4. Sheila Foster (1979-82)	134	418
5. Jocelyn Penn (1999-03)	117	411
6. <i>Alaina Coates (2014-17)</i>	<i>133</i>	<i>409</i>
7. <i>A'ja Wilson (2015-present)</i>	<i>103</i>	<i>403</i>

Total Career Free Throw Attempts	Gms	Rebs
1. Shannon Johnson (1993-96)	109	679
2. Martha Parker (1986-89)	124	641
3. Sheila Foster (1979-82)	134	624
4. <i>Alaina Coates (2014-17)</i>	<i>133</i>	<i>638</i>
5. Jocelyn Penn (1999-03)	117	604
6. Tiffany Mitchell (2013-16)	139	578
7. <i>A'ja Wilson (2015-present)</i>	<i>103</i>	<i>567</i>
8. Aleighsa Welch (2012-15)	137	545

Rebounding

Total Career Rebounds	Gms	Rebs
1. Sheila Foster (1979-82)	134	1427
2. <i>Alaina Coates (2014-17)</i>	<i>133</i>	<i>1230</i>
3. Marsha Williams (1990-93)	116	1026
4. Aleighsa Welch (2012-15)	137	956
5. Schonna Banner (1987-90)	125	901

Total Career Offensive Rebounds	Gms	DR
1. Aleighsa Welch (2012-15)	137	449
2. Marsha Williams (1990-93)	116	427
3. <i>Alaina Coates (2014-17)</i>	<i>133</i>	<i>380</i>
4. Annie Lester (1997-2000)	110	348
5. Jocelyn Penn (1999-03)	117	345

Total Career Defensive Rebounds	Gms	DR
1. <i>Alaina Coates (2014-17)</i>	<i>133</i>	<i>850</i>
2. Marsha Williams (1990-93)	116	599
3. Petra Ujhelyi (2000-03)	119	579
4. <i>A'ja Wilson (2015-present)</i>	<i>103</i>	<i>528</i>
5. Aleighsa Welch (2012-15)	137	507

SEC Career Rebounds	Gms	Rebs
1. <i>Alaina Coates (2014-17)</i>	<i>62</i>	<i>599</i>
2. Aleighsa Welch (2012-15)	62	430
3. Annie Lester (1997-2000)	54	376
4. <i>A'ja Wilson (2015-present)</i>	<i>46</i>	<i>374</i>
5. Petra Ujhelyi (2000-03)	56	363

SEC Career Defensive Rebounds	Gms	Rebs
1. <i>Alaina Coates (2014-17)</i>	<i>62</i>	<i>437</i>
2. <i>A'ja Wilson (2015-present)</i>	<i>46</i>	<i>250</i>
3. Petra Ujhelyi (2000-03)	56	249
4. Aleighsa Welch (2012-15)	62	240
5. Iva Sliskovic (2004-07)	56	210
Annie Lester (1997-2000)	54	210

Total Single-Season Defensive Rebs.	Gms	DR
1. <i>Alaina Coates (2015-16)</i>	<i>34</i>	<i>253</i>
2. Beth Hunt (1989-90)	33	230
3. <i>Alaina Coates (2016-17)</i>	<i>28</i>	<i>208</i>
4. <i>Alaina Coates (2013-14)</i>	<i>34</i>	<i>203</i>
5. <i>A'ja Wilson (2015-16)</i>	<i>33</i>	<i>199</i>

SEC Single-Season Rebounds	Gms	Rebs
1. <i>Alaina Coates (2015-16)</i>	<i>16</i>	<i>177</i>
2. <i>Alaina Coates (2016-17)</i>	<i>15</i>	<i>166</i>
3. Kelsey Bone (2009-10)	16	138
4. <i>A'ja Wilson (2015-16)</i>	<i>16</i>	<i>136</i>
<i>Alaina Coates (2013-14)</i>	<i>16</i>	<i>136</i>

SEC Single-Season Defensive Rebs.	Gms	DR
1. <i>Alaina Coates (2015-16)</i>	<i>16</i>	<i>140</i>
2. <i>Alaina Coates (2016-17)</i>	<i>15</i>	<i>123</i>
3. <i>Alaina Coates (2013-14)</i>	<i>16</i>	<i>100</i>
4. Kelsey Bone (2009-10)	16	99
5. <i>A'ja Wilson (2015-16)</i>	<i>16</i>	<i>93</i>

Double-Doubles

Total Career	Gms	Tot.
1. Sheila Foster (1979-82)	134	72
2. <i>Alaina Coates (2014-17)</i>	<i>133</i>	<i>57</i>
3. Marsha Williams (1990-93)	116	44
4. Denise Nanney (1975-77)	78	42
5. Katrina Anderson (1978-79)	71	41
6. Sharon Gilmore (1983-86)	110	32
7. Brantley Southers (1982-86)	120	29
8. <i>A'ja Wilson (2015-present)</i>	<i>103</i>	<i>28</i>
9. Beth Hunt (1989-90)	63	27
10. Schonna Banner (1987-90)	125	25

SEC Career	Gms	Tot.
1. <i>Alaina Coates (2014-17)</i>	<i>62</i>	<i>27</i>
2. <i>A'ja Wilson (2015-present)</i>	<i>46</i>	<i>13</i>
3. Marsha Williams (1992-93)	22	11
4. Aleighsa Welch (2012-15)	62	10
Annie Lester (1997-2000)	54	10

Single-Season	Gms	Tot.
1. Katrina Anderson (1977-78)	34	25
2. Sheila Foster (1980-81)	34	23
3. Denise Nanney (1974-75)	30	22
4. <i>Alaina Coates (2015-16)</i>	<i>35</i>	<i>20</i>
Sheila Foster (1981-82)	31	20
Sheila Foster (1979-80)	36	20
7. Marsha Williams (1991-92)	28	17
8. Katrina Anderson (1978-79)	37	16
9. <i>Alaina Coates (2016-17)</i>	<i>28</i>	<i>15</i>
Beth Hunt (1989-90)	33	15

SEC Single-Season	Gms	Tot.
1. <i>Alaina Coates (2015-16)</i>	<i>16</i>	<i>10</i>
2. <i>Alaina Coates (2016-17)</i>	<i>15</i>	<i>7</i>
3. Marsha Williams (1991-92)	11	6
4. <i>A'ja Wilson (2016-17)</i>	<i>14</i>	<i>5</i>
<i>A'ja Wilson (2015-16)</i>	<i>16</i>	<i>5</i>
Alaina Coates (2014-15)	15	5
Alaina Coates (2013-14)	16	5
Aleighsa Welch (2013-14)	16	5
Annie Lester (1997-98)	14	5
Marsha Williams (1992-93)	11	5

Blocks

Total Career	Gms	Blocks
1. <i>A'ja Wilson (2015-present)</i>	<i>103</i>	<i>251</i>
2. <i>Alaina Coates (2014-17)</i>	<i>133</i>	<i>210</i>
3. Lakesha Tolliver (2004-07)	112	177
4. Elem Ibiam (2012-15)	126	164
5. Michelle Murray (1990-93)	96	148

SEC Career	Gms	Blocks
1. <i>A'ja Wilson (2015-present)</i>	<i>46</i>	<i>116</i>
2. <i>Alaina Coates (2014-17)</i>	<i>62</i>	<i>92</i>
3. Aleisha Welch (201-15)	62	73
Petra Ujhelyi (2000-03)	56	72
5. Elem Ibiam (2012-15)	57	69

Total Single-Season	Gms	Blocks
1. <i>A'ja Wilson (2015-16)</i>	<i>32</i>	<i>103</i>
2. Elem Ibiam (2013-14)	34	83
3. <i>A'ja Wilson (2016-17)</i>	<i>33</i>	<i>83</i>
4. <i>Alaina Coates (2013-14)</i>	<i>34</i>	<i>73</i>
5. <i>A'ja Wilson (2014-15)</i>	<i>37</i>	<i>65</i>

SEC Single-Season	Gms	Blocks
1. <i>A'ja Wilson (2015-16)</i>	<i>16</i>	<i>53</i>
2. Elem Ibiam (2013-14)	16	44
3. <i>Alaina Coates (2013-14)</i>	<i>16</i>	<i>35</i>
4. <i>A'ja Wilson (2014-15)</i>	<i>16</i>	<i>32</i>
5. <i>A'ja Wilson (2016-17)</i>	<i>14</i>	<i>31</i>
Aleighsa Welch (2013-14)	16	31



2016-17 South Carolina Basketball
South Carolina Combined Team Statistics (as of Mar 28, 2017)
All games



RECORD:	OVERALL	HOME	AWAY	NEUTRAL
ALL GAMES	31-4	15-1	10-3	6-0
CONFERENCE	14-2	7-1	7-1	0-0
NON-CONFERENCE	17-2	8-0	3-2	6-0

##	Player	gp-gs	min	avg	Total		3-Point		F-Throw		Rebounds			pf	dq	a	to	blk	stl	pts	avg		
					fg-fga	fg%	3fg-fga	3fg%	ft-fga	ft%	off	def	tot										
22	WILSON, A'ja	33-33	924	28.0	219-370	.592	0-1	.000	152-203	.749	81	164	245	7.4	73	1	46	62	83	39	590	17.9	
03	DAVIS, Kaela	35-34	967	27.6	159-413	.385	59-165	.358	78-97	.804	33	104	137	3.9	84	1	80	80	0	33	455	13.0	
41	COATES, Alaina	28-27	749	26.8	140-209	.670	0-0	.000	82-126	.651	92	208	300	10.7	66	1	45	39	39	32	362	12.9	
10	GRAY, Allisha	35-34	998	28.5	168-328	.512	36-112	.321	79-109	.725	65	101	166	4.7	75	1	89	49	20	47	451	12.9	
01	CUEVAS-MOORE, Bia	35-17	809	23.1	96-248	.387	36-97	.371	67-85	.788	14	50	64	1.8	52	0	67	54	2	57	295	8.4	
52	HARRIS, Tyasha	35-25	904	25.8	70-161	.435	25-75	.333	28-42	.667	5	62	67	1.9	54	0	114	55	7	35	193	5.5	
21	HERBERT HARRIGAN	35-3	589	16.8	69-148	.466	1-4	.250	36-51	.706	39	80	119	3.4	55	2	19	42	39	14	175	5.0	
04	CLINEY, Doniyah	35-1	631	18.0	34-80	.425	7-22	.318	25-44	.568	39	64	103	2.9	48	0	43	35	3	34	100	2.9	
00	PATRICK, Victoria	23-0	147	6.4	10-36	.278	9-29	.310	3-9	.333	3	8	11	0.5	8	0	4	5	2	3	32	1.4	
15	DAVIS, Tiffany	18-1	125	6.9	6-24	.250	3-18	.167	6-8	.750	4	12	16	0.9	7	0	6	6	1	1	21	1.2	
12	BRADSHAW, Araion	23-0	157	6.8	5-20	.250	4-10	.400	7-10	.700	4	15	19	0.8	17	0	18	10	0	6	21	0.9	
Team											47	68	115										
Total.....		35	7000	976-2037		.479	180-533	.338	563-784	.718	426	936	1362	38.9	539	6	531	446	196	301	2695	77.0	
Opponents.....		35	7000	750-2106		.356	156-579	.269	340-484	.702	443	702	1145	32.7	678	21	370	533	91	200	1996	57.0	

TEAM STATISTICS	SC	OPP	Date	Opponent	Score	Att.
SCORING	2695	1996	11/14/16	at #7/6 Ohio State	w 92-80	6683
Points per game	77.0	57.0	@ 11/20/16	HAMPTON	w 92-38	11795
Scoring margin	+20.0	-	@ 11/21/16	MAINE	w 79-42	11057
FIELD GOALS-ATT	976-2037	750-2106	@ 11/22/16	SAINT PETER'S	w 93-38	11455
Field goal pct	.479	.356	@ 11/27/16	vs #4/4 Louisville	w 83-59	1812
3 POINT FG-ATT	180-533	156-579	12/01/16	at #14/15 Texas	w 76-67	3330
3-point FG pct	.338	.269	12/04/16	at Duke	L 63-74	6036
3-pt FG made per game	5.1	4.5	12/11/16	MINNESOTA	w 98-58	12461
FREE THROWS-ATT	563-784	340-484	12/15/16	CLEMSON	w 83-61	11916
Free throw pct	.718	.702	12/18/16	#9/9 UCLA	w 66-57	13367
F-Throws made per game	16.1	9.7	12/21/16	at Savannah State	w 70-30	1411
REBOUNDS	1362	1145	* 01/01/17	ALABAMA	w 93-45	12069
Rebounds per game	38.9	32.7	* 01/05/17	at Auburn	w 73-47	2144
Rebounding margin	+6.2	-	* 01/08/17	at Florida	w 81-62	2232
ASSISTS	531	370	* 01/12/17	GEORGIA	w 66-63	12043
Assists per game	15.2	10.6	* 01/15/17	at LSU	w 84-61	2840
TURNOVERS	446	533	* 01/19/17	OLE MISS	w 65-46	12518
Turnovers per game	12.7	15.2	* 01/23/17	#4/4 MISSISSIPPI ST.	w 64-61	13120
Turnover margin	+2.5	-	* 01/26/17	at Georgia	w 62-44	3540
Assist/turnover ratio	1.2	0.7	* 01/30/17	TENNESSEE	L 74-76	13690
STEALS	301	200	* 02/02/17	at #25/- Kentucky	w 75-63	5533
Steals per game	8.6	5.7	* 02/05/17	at Arkansas	w 79-49	1650
BLOCKS	196	91	* 02/09/17	AUBURN	w 60-41	13360
Blocks per game	5.6	2.6	02/13/17	at #1/1 UConn	L 55-66	10167
ATTENDANCE	196431	88174	* 02/16/17	VANDERBILT	w 82-51	13089
Home games-Avg/Game	16-12277	13-4443	* 02/19/17	at Mizzou	L 60-62	5789
Neutral site-Avg/Game	-	6-5070	* 02/23/17	at Texas A&M	w 80-64	6402
			* 02/26/17	#22/- KENTUCKY	w 95-87	18000
			^ 03/03/17	vs Georgia	w 72-48	5702
			^ 03/04/17	vs #20/24 Kentucky	w 89-77	7554
			^ 03/05/17	vs #6/7 Mississippi State	w 59-49	7715
			\$ 03/17/17	UNC ASHEVILLE	w 90-40	8215
			\$ 03/19/17	ARIZONA STATE	w 71-68	8276
			\$ 03/25/17	vs Quinnipiac	w 100-58	4500
			\$ 03/27/17	vs #10/13 Florida State	w 71-64	3134

* = Conference game
 @ = Basketball Hall of Fame Women's Challenge (Columbia, S.C./Springfield, Mass.)
 ^ = SEC Tournament (Greenville, S.C.)
 \$ = NCAA Tournament (Columbia, S.C.; Stockton, Calif.)



2016-17 South Carolina Basketball
South Carolina Combined Team Statistics (as of Feb 26, 2017)
Conference games



RECORD:	OVERALL	HOME	AWAY	NEUTRAL
ALL GAMES	14-2	7-1	7-1	0-0
CONFERENCE	14-2	7-1	7-1	0-0
NON-CONFERENCE	0-0	0-0	0-0	0-0

##	Player	gp-gs	min	avg	Total		3-Point		F-Throw		Rebounds			pf	dq	a	to	blk	stl	pts	avg			
					fg-fga	fg%	3fg-fga	3fg%	ft-fga	ft%	off	def	tot											
22	WILSON, A'ja	14-14	413	29.5	99-156	.635	0-1	.000	57-79	.722	41	78	119	8.5	27	0	21	27	31	18	255	18.2		
10	GRAY, Alisha	16-15	469	29.3	71-143	.497	18-55	.327	48-64	.750	34	41	75	4.7	37	1	40	25	11	24	208	13.0		
41	COATES, Alaina	15-15	425	28.3	75-113	.664	0-0	.000	40-63	.635	43	123	166	11.1	41	1	24	22	20	21	190	12.7		
03	DAVIS, Kaela	16-16	432	27.0	62-183	.339	19-71	.268	33-42	.786	12	38	50	3.1	40	0	30	33	0	15	176	11.0		
01	CUEVAS-MOORE, Bia	16-2	391	24.4	49-118	.415	19-46	.413	35-42	.833	5	21	26	1.6	24	0	24	25	0	20	152	9.5		
52	HARRIS, Tyasha	16-16	452	28.3	33-81	.407	13-41	.317	15-20	.750	1	29	30	1.9	27	0	60	25	5	21	94	5.9		
21	HERBERT HARRIGAN	16-1	215	13.4	26-59	.441	1-2	.500	6-11	.545	10	26	36	2.3	30	1	4	18	17	3	59	3.7		
04	CLINEY, Doniyah	16-0	270	16.9	11-33	.333	4-12	.333	6-14	.429	15	19	34	2.1	26	0	21	19	0	19	32	2.0		
12	BRADSHAW, Araion	11-0	52	4.7	2-9	.222	2-5	.400	6-8	.750	2	7	9	0.8	8	0	5	5	0	1	12	1.1		
15	DAVIS, Tiffany	6-1	28	4.7	2-5	.400	2-5	.400	0-0	.000	1	1	2	0.3	1	0	1	0	0	0	6	1.0		
00	PATRICK, Victoria	11-0	53	4.8	3-10	.300	2-7	.286	1-4	.250	1	4	5	0.5	5	0	0	0	1	1	9	0.8		
Team											17	28	45											
Total.....		16	3200	433-910		.476	80-245	.327	247-347	.712	182	415	597	37.3	266	3	230	203	85	143	1193	74.6		
Opponents.....		16	3200	342-930		.368	74-247	.300	164-242	.678	192	327	519	32.4	308	9	179	247	34	85	922	57.6		

TEAM STATISTICS	SC	OPP	Date	Opponent	Score	Att.
SCORING	1193	922	* 01/01/17	ALABAMA	w 93-45	12069
Points per game	74.6	57.6	* 01/05/17	at Auburn	w 73-47	2144
Scoring margin	+16.9	-	* 01/08/17	at Florida	w 81-62	2232
FIELD GOALS-ATT	433-910	342-930	* 01/12/17	GEORGIA	w 66-63	12043
Field goal pct	.476	.368	* 01/15/17	at LSU	w 84-61	2840
3 POINT FG-ATT	80-245	74-247	* 01/19/17	OLE MISS	w 65-46	12518
3-point FG pct	.327	.300	* 01/23/17	#4/4 MISSISSIPPI ST.	w 64-61	13120
3-pt FG made per game	5.0	4.6	* 01/26/17	at Georgia	w 62-44	3540
FREE THROWS-ATT	247-347	164-242	* 01/30/17	TENNESSEE	L 74-76	13690
Free throw pct	.712	.678	* 02/02/17	at #25/- Kentucky	w 75-63	5533
F-Throws made per game	15.4	10.3	* 02/05/17	at Arkansas	w 79-49	1650
REBOUNDS	597	519	* 02/09/17	AUBURN	w 60-41	13360
Rebounds per game	37.3	32.4	* 02/16/17	VANDERBILT	w 82-51	13089
Rebounding margin	+4.9	-	* 02/19/17	at Mizzou	L 60-62	5789
ASSISTS	230	179	* 02/23/17	at Texas A&M	w 80-64	6402
Assists per game	14.4	11.2	* 02/26/17	#22/- KENTUCKY	w 95-87	18000
TURNOVERS	203	247	* = Conference game			
Turnovers per game	12.7	15.4	@ = Basketball Hall of Fame Women's Challenge (Columbia, S.C./Springfield, Mass.)			
Turnover margin	+2.8	-				
Assist/turnover ratio	1.1	0.7				
STEALS	143	85				
Steals per game	8.9	5.3				
BLOCKS	85	34				
Blocks per game	5.3	2.1				
ATTENDANCE	107889	30130				
Home games-Avg/Game	8-13486	8-3766				
Neutral site-Avg/Game	-	0-0				

Score by Periods	1st	2nd	3rd	4th	Totals
South Carolina	328	283	289	293	1193
Opponents	202	234	217	269	922



2016-17 South Carolina Basketball
South Carolina Combined Team Statistics (as of Mar 28, 2017)
vs. Ranked Teams



RECORD:	OVERALL	HOME	AWAY	NEUTRAL
ALL GAMES	10-1	3-0	3-1	4-0
CONFERENCE	3-0	2-0	1-0	0-0
NON-CONFERENCE	7-1	1-0	2-1	4-0

##	Player	gp-gs	min	avg	Total		3-Point		F-Throw		Rebounds			pf	dq	a	to	blk	stl	pts	avg			
					fg-fga	fg%	3fg-fga	3fg%	ft-fga	ft%	off	def	tot											
22	WILSON, A'ja	11-11	342	31.1	77-136	.566	0-0	.000	57-76	.750	22	65	87	7.9	29	1	16	31	36	12	211	19.2		
03	DAVIS, Kaela	11-11	334	30.4	58-133	.436	15-41	.366	30-35	.857	4	39	43	3.9	29	0	22	33	0	12	161	14.6		
10	GRAY, Allisha	11-10	346	31.5	47-94	.500	8-25	.320	29-42	.690	12	33	45	4.1	24	0	15	15	4	12	131	11.9		
41	COATES, Alaina	9-8	234	26.0	34-56	.607	0-0	.000	38-54	.704	31	72	103	11.4	25	0	15	16	8	6	106	11.8		
52	HARRIS, Tyasha	11-7	325	29.5	23-51	.451	9-26	.346	20-29	.690	3	13	16	1.5	21	0	37	19	1	10	75	6.8		
01	CUEVAS-MOORE, Bia	11-6	250	22.7	22-74	.297	7-23	.304	19-24	.792	6	13	19	1.7	22	0	16	19	0	12	70	6.4		
21	HERBERT HARRIGAN	11-1	175	15.9	19-38	.500	0-1	.000	8-11	.727	10	23	33	3.0	17	0	7	14	10	3	46	4.2		
04	CLINEY, Doniyah	11-0	163	14.8	4-15	.267	1-6	.167	12-20	.600	6	18	24	2.2	18	0	12	6	0	3	21	1.9		
15	DAVIS, Tiffany	4-1	17	4.3	1-2	.500	1-2	.500	1-2	.500	0	2	2	0.5	0	0	1	0	0	0	4	1.0		
12	BRADSHAW, Araion	4-0	8	2.0	0-1	.000	0-0	.000	0-0	.000	0	0	0	0.0	1	0	0	1	0	0	0	0.0		
00	PATRICK, Victoria	4-0	6	1.5	0-1	.000	0-1	.000	0-0	.000	0	0	0	0.0	0	0	0	0	0	0	0	0.0		
Team											16	23	39											
Total.....		11	2200		285-601	.474	41-125	.328	214-293	.730	110	301	411	37.4	186	1	141	156	59	70	825	75.0		
Opponents.....		11	2200		281-736	.382	50-212	.236	118-164	.720	162	226	388	35.3	247	13	133	139	40	63	730	66.4		

TEAM STATISTICS	SC	OPP	Date	Opponent	Score	Att.
SCORING	825	730	11/14/16	at #7/6 Ohio State	w 92-80	6683
Points per game	75.0	66.4	@ 11/27/16	vs #4/4 Louisville	w 83-59	1812
Scoring margin	+8.6	-	12/01/16	at #14/15 Texas	w 76-67	3330
FIELD GOALS-ATT	285-601	281-736	12/18/16	#9/9 UCLA	w 66-57	13367
Field goal pct	.474	.382	* 01/23/17	#4/4 MISSISSIPPI ST.	w 64-61	13120
3 POINT FG-ATT	41-125	50-212	* 02/02/17	at #25/- Kentucky	w 75-63	5533
3-point FG pct	.328	.236	02/13/17	at #1/1 UConn	L 55-66	10167
3-pt FG made per game	3.7	4.5	* 02/26/17	#22/- KENTUCKY	w 95-87	18000
FREE THROWS-ATT	214-293	118-164	^ 03/04/17	vs #20/24 Kentucky	w 89-77	7554
Free throw pct	.730	.720	^ 03/05/17	vs #6/7 Mississippi State	w 59-49	7715
F-Throws made per game	19.5	10.7	\$ 03/27/17	vs #10/13 Florida State	w 71-64	3134
REBOUNDS	411	388	* = Conference game			
Rebounds per game	37.4	35.3	@ = Basketball Hall of Fame Women's Challenge (Columbia, S.C./Springfield, Mass.)			
Rebounding margin	+2.1	-	^ = SEC Tournament (Greenville, S.C.)			
ASSISTS	141	133	\$ = NCAA Tournament (Columbia, S.C.; Stockton, Calif.)			
Assists per game	12.8	12.1				
TURNOVERS	156	139				
Turnovers per game	14.2	12.6				
Turnover margin	-1.5	-				
Assist/turnover ratio	0.9	1.0				
STEALS	70	63				
Steals per game	6.4	5.7				
BLOCKS	59	40				
Blocks per game	5.4	3.6				
ATTENDANCE	44487	45928				
Home games-Avg/Game	3-14829	4-6428				
Neutral site-Avg/Game	-	4-5054				

Score by Periods	1st	2nd	3rd	4th	Totals
South Carolina	196	207	200	222	825
Opponents	182	166	186	196	730



2016-17 South Carolina Basketball
South Carolina Combined Team Statistics (as of Mar 28, 2017)
NCAA Tournament



RECORD:	OVERALL	HOME	AWAY	NEUTRAL
ALL GAMES	4-0	2-0	0-0	2-0
CONFERENCE	0-0	0-0	0-0	0-0
NON-CONFERENCE	4-0	2-0	0-0	2-0

##	Player	gp-gs	min	avg	Total		3-Point		F-Throw		Rebounds			pf	dq	a	to	blk	stl	pts	avg		
					fg-fga	fg%	3fg-fga	3fg%	ft-fa	ft%	off	def	tot										
22	WILSON, A'ja	4-4	106	26.5	27-43	.628	0-0	.000	25-27	.926	8	16	24	6.0	10	0	3	6	9	4	79	19.8	
03	DAVIS, Kaela	4-4	112	28.0	27-51	.529	9-21	.429	14-17	.824	4	18	22	5.5	12	0	10	11	0	3	77	19.3	
10	GRAY, Alisha	4-4	117	29.3	28-45	.622	2-6	.333	5-6	.833	11	21	32	8.0	9	0	9	7	2	3	63	15.8	
01	CUEVAS-MOORE, Bia	4-4	106	26.5	10-26	.385	3-12	.250	10-11	.909	0	2	2	0.5	5	0	7	6	0	10	33	8.3	
52	HARRIS, Tyasha	4-4	110	27.5	9-12	.750	3-3	1.000	4-8	.500	1	15	16	4.0	8	0	15	5	0	5	25	6.3	
21	HERBERT HARRIGAN	4-0	80	20.0	8-15	.533	0-0	.000	7-8	.875	2	9	11	2.8	4	0	2	6	4	3	23	5.8	
04	CLINEY, Doniyah	4-0	100	25.0	8-13	.615	1-3	.333	0-1	.000	4	10	14	3.5	4	0	5	3	2	6	17	4.3	
15	DAVIS, Tiffany	2-0	22	11.0	2-5	.400	1-4	.250	3-3	1.000	1	2	3	1.5	3	0	3	1	0	0	8	4.0	
00	PATRICK, Victoria	2-0	22	11.0	2-8	.250	2-7	.286	0-0	.000	0	1	1	0.5	1	0	0	1	0	0	6	3.0	
12	BRADSHAW, Araion	2-0	25	12.5	0-1	.000	0-0	.000	1-2	.500	0	4	4	2.0	2	0	6	1	0	1	1	0.5	
Team											5	6	11										
Total.....		4	800	121-219		.553	21-56	.375	69-83	.831	36	104	140	35.0	58	0	60	48	17	35	332	83.0	
Opponents.....		4	800	87-239		.364	18-54	.333	38-51	.745	50	66	116	29.0	74	1	43	57	4	26	230	57.5	



2016-17 South Carolina Basketball
South Carolina Combined Team Statistics (as of Mar 05, 2017)
SEC Tournament



RECORD:	OVERALL	HOME	AWAY	NEUTRAL
ALL GAMES	3-0	0-0	0-0	3-0
CONFERENCE	0-0	0-0	0-0	0-0
NON-CONFERENCE	3-0	0-0	0-0	3-0

##	Player	gp-gs	min	avg	Total		3-Point		F-Throw		Rebounds			pf	dq	a	to	blk	stl	pts	avg		
					fg-fga	fg%	3fg-fga	3fg%	ft-fa	ft%	off	def	tot										
22	WILSON, A'ja	3-3	91	30.3	20-36	.556	0-0	.000	19-25	.760	5	19	24	8.0	7	0	1	3	16	5	59	19.7	
03	DAVIS, Kaela	3-3	92	30.7	19-38	.500	5-7	.714	6-6	1.000	0	9	9	3.0	8	0	7	6	0	2	49	16.3	
21	HERBERT HARRIGAN	3-2	73	24.3	11-16	.688	0-0	.000	6-8	.750	6	9	15	5.0	5	0	2	2	3	1	28	9.3	
01	CUEVAS-MOORE, Bia	3-1	83	27.7	7-19	.368	3-7	.429	8-10	.800	2	8	10	3.3	3	0	10	6	0	4	25	8.3	
10	GRAY, Alisha	3-3	87	29.0	10-23	.435	3-7	.429	2-2	1.000	4	7	11	3.7	6	0	3	3	1	3	25	8.3	
04	CLINEY, Doniyah	3-0	61	20.3	5-10	.500	1-2	.500	6-8	.750	2	7	9	3.0	3	0	8	2	0	0	17	5.7	
52	HARRIS, Tyasha	3-3	87	29.0	6-13	.462	2-4	.500	2-2	1.000	0	5	5	1.7	7	0	12	9	0	3	16	5.3	
41	COATES, Alaina	1-0	4	4.0	0-0	.000	0-0	.000	1-2	.500	0	1	1	1.0	0	0	1	0	0	0	1	1.0	
15	DAVIS, Tiffany	2-0	11	5.5	0-1	.000	0-1	.000	0-0	.000	0	0	0	0.0	2	0	0	1	0	0	0	0.0	
00	PATRICK, Victoria	2-0	6	3.0	0-0	.000	0-0	.000	0-0	.000	0	0	0	0.0	0	0	0	1	0	0	0	0.0	
12	BRADSHAW, Araion	2-0	5	2.5	0-0	.000	0-0	.000	0-0	.000	0	1	1	0.5	0	0	0	0	0	0	0	0.0	
Team											0	6	6										
Total.....		3	600	78-156		.500	14-28	.500	50-63	.794	19	72	91	30.3	41	0	44	35	20	18	220	73.3	
Opponents.....		3	600	69-195		.354	6-49	.122	30-36	.833	47	63	110	36.7	51	1	30	41	10	10	174	58.0	



2016-17 South Carolina Basketball
South Carolina Combined Team Statistics (as of Mar 28, 2017)
Postseason



RECORD:	OVERALL	HOME	AWAY	NEUTRAL
ALL GAMES	7-0	2-0	0-0	5-0
CONFERENCE	0-0	0-0	0-0	0-0
NON-CONFERENCE	7-0	2-0	0-0	5-0

##	Player	gp-gs	min	avg	Total		3-Point		F-Throw		Rebounds			pf	dq	a	to	blk	stl	pts	avg			
					fg-fga	fg%	3fg-fga	3fg%	ft-fa	ft%	off	def	tot											
22	WILSON, A'ja	7-7	197	28.1	47-79	.595	0-0	.000	44-52	.846	13	35	48	6.9	17	0	4	9	25	9	138	19.7		
03	DAVIS, Kaela	7-7	204	29.1	46-89	.517	14-28	.500	20-23	.870	4	27	31	4.4	20	0	17	17	0	5	126	18.0		
10	GRAY, Allisha	7-7	204	29.1	38-68	.559	5-13	.385	7-8	.875	15	28	43	6.1	15	0	12	10	3	6	88	12.6		
01	CUEVAS-MOORE, Bia	7-5	189	27.0	17-45	.378	6-19	.316	18-21	.857	2	10	12	1.7	8	0	17	12	0	14	58	8.3		
21	HERBERT HARRIGAN	7-2	153	21.9	19-31	.613	0-0	.000	13-16	.813	8	18	26	3.7	9	0	4	8	7	4	51	7.3		
52	HARRIS, Tyasha	7-7	197	28.1	15-25	.600	5-7	.714	6-10	.600	1	20	21	3.0	15	0	27	14	0	8	41	5.9		
04	CLINEY, Doniyah	7-0	161	23.0	13-23	.565	2-5	.400	6-9	.667	6	17	23	3.3	7	0	13	5	2	6	34	4.9		
15	DAVIS, Tiffany	4-0	33	8.3	2-6	.333	1-5	.200	3-3	1.000	1	2	3	0.8	5	0	3	2	0	0	8	2.0		
00	PATRICK, Victoria	4-0	28	7.0	2-8	.250	2-7	.286	0-0	.000	0	1	1	0.3	1	0	0	2	0	0	6	1.5		
41	COATES, Alaina	1-0	4	4.0	0-0	.000	0-0	.000	1-2	.500	0	1	1	1.0	0	0	1	0	0	0	1	1.0		
12	BRADSHAW, Araion	4-0	30	7.5	0-1	.000	0-0	.000	1-2	.500	0	5	5	1.3	2	0	6	1	0	1	1	0.3		
Team											5	12	17											
Total.....		7	1400		199-375	.531	35-84	.417	119-146	.815	55	176	231	33.0	99	0	104	83	37	53	552	78.9		
Opponents.....		7	1400		156-434	.359	24-103	.233	68-87	.782	97	129	226	32.3	125	2	73	98	14	36	404	57.7		

TEAM STATISTICS	SC	OPP	Date	Opponent	Score	Att.
SCORING	552	404	^ 03/03/17	vs Georgia	w 72-48	5702
Points per game	78.9	57.7	^ 03/04/17	vs #20/24 Kentucky	w 89-77	7554
Scoring margin	+21.1	-	^ 03/05/17	vs #6/7 Mississippi State	w 59-49	7715
FIELD GOALS-ATT	199-375	156-434	\$ 03/17/17	UNC ASHEVILLE	w 90-40	8215
Field goal pct	.531	.359	\$ 03/19/17	ARIZONA STATE	w 71-68	8276
3 POINT FG-ATT	35-84	24-103	\$ 03/25/17	vs Quinnipiac	w 100-58	4500
3-point FG pct	.417	.233	\$ 03/27/17	vs #10/13 Florida State	w 71-64	3134
3-pt FG made per game	5.0	3.4	* = Conference game			
FREE THROWS-ATT	119-146	68-87	@ = Basketball Hall of Fame Women's Challenge (Columbia, S.C./Springfield, Mass.)			
Free throw pct	.815	.782	^ = SEC Tournament (Greenville, S.C.)			
F-Throws made per game	17.0	9.7	\$ = NCAA Tournament (Columbia, S.C.; Stockton, Calif.)			
REBOUNDS	231	226				
Rebounds per game	33.0	32.3				
Rebounding margin	+0.7	-				
ASSISTS	104	73				
Assists per game	14.9	10.4				
TURNOVERS	83	98				
Turnovers per game	11.9	14.0				
Turnover margin	+2.1	-				
Assist/turnover ratio	1.3	0.7				
STEALS	53	36				
Steals per game	7.6	5.1				
BLOCKS	37	14				
Blocks per game	5.3	2.0				
ATTENDANCE	16491	28605				
Home games-Avg/Game	2-8246	0-0				
Neutral site-Avg/Game	-	5-5721				

Score by Periods	1st	2nd	3rd	4th	Totals
South Carolina	146	138	127	141	552
Opponents	94	101	107	102	404



2016-17 South Carolina Basketball
 South Carolina Season Schedule/Results & Leaders (as of Mar 28, 2017)
All games



RECORD:	OVERALL	HOME	AWAY	NEUTRAL
ALL GAMES	31-4	15-1	10-3	6-0
CONFERENCE	14-2	7-1	7-1	0-0
NON-CONFERENCE	17-2	8-0	3-2	6-0

Date	Opponent	Score	Att.	High Points	High Rebounds
11/14/16	at #7/6 Ohio State	W 92-80	6683	(37)DAVIS, Kaela	(13)COATES, Alaina
11/20/16	@HAMPTON	W 92-38	11795	(28)COATES, Alaina	(16)COATES, Alaina
11/21/16	@MAINE	W 79-42	11057	(14)WILSON, A'ja	(14)COATES, Alaina
11/22/16	@SAINT PETER'S	W 93-38	11455	(16)COATES, Alaina	(8)CLINEY, Doniyah (8)GRAY, Allisha
11/27/16	@vs #4/4 Louisville	W 83-59	1812	(17)WILSON, A'ja (17)GRAY, Allisha (17)COATES, Alaina	(14)COATES, Alaina
12/01/16	at #14/15 Texas	W 76-67	3330	(31)WILSON, A'ja	(12)WILSON, A'ja
12/04/16	at Duke	63-74 L	6036	(18)WILSON, A'ja	(6)WILSON, A'ja (6)GRAY, Allisha (6)DAVIS, Kaela
12/11/16	MINNESOTA	W 98-58	12461	(22)DAVIS, Kaela	(11)COATES, Alaina
12/15/16	CLEMSON	W 83-61	11916	(20)WILSON, A'ja	(10)COATES, Alaina (10)WILSON, A'ja
12/18/16	#9/9 UCLA	W 66-57	13367	(20)COATES, Alaina	(14)COATES, Alaina
12/21/16	at Savannah State	W 70-30	1411	(18)WILSON, A'ja	(7)CLINEY, Doniyah (7)COATES, Alaina
01/01/17	*ALABAMA	W 93-45	12069	(23)WILSON, A'ja	(11)COATES, Alaina
01/05/17	*at Auburn	W 73-47	2144	(21)DAVIS, Kaela	(11)WILSON, A'ja
01/08/17	*at Florida	W 81-62	2232	(23)WILSON, A'ja	(13)WILSON, A'ja (13)COATES, Alaina
01/12/17	*GEORGIA	W 66-63	12043	(25)CUEVAS-MOORE, Bian	(11)COATES, Alaina
01/15/17	*at LSU	W 84-61	2840	(24)COATES, Alaina	(11)COATES, Alaina
01/19/17	*OLE MISS	W 65-46	12518	(15)COATES, Alaina	(15)COATES, Alaina
01/23/17	*#4/4 MISSISSIPPI ST.	W 64-61	13120	(26)WILSON, A'ja	(12)COATES, Alaina
01/26/17	*at Georgia	W 62-44	3540	(19)WILSON, A'ja	(13)COATES, Alaina
01/30/17	*TENNESSEE	74-76 L	13690	(18)CUEVAS-MOORE, Bian	(9)COATES, Alaina
02/02/17	*at #25/- Kentucky	W 75-63	5533	(20)WILSON, A'ja (20)COATES, Alaina	(18)COATES, Alaina
02/05/17	*at Arkansas	W 79-49	1650	(18)COATES, Alaina (18)WILSON, A'ja	(19)COATES, Alaina
02/09/17	*AUBURN	W 60-41	13360	(17)WILSON, A'ja	(9)COATES, Alaina
02/13/17	at #1/1 UConn	55-66 L	10167	(17)WILSON, A'ja	(15)COATES, Alaina
02/16/17	*VANDERBILT	W 82-51	13089	(15)COATES, Alaina (15)DAVIS, Kaela	(8)WILSON, A'ja
02/19/17	*at Mizzou	60-62 L	5789	(23)WILSON, A'ja	(9)WILSON, A'ja
02/23/17	*at Texas A&M	W 80-64	6402	(21)WILSON, A'ja	(15)WILSON, A'ja
02/26/17	*#22/- KENTUCKY	W 95-87	18000	(25)WILSON, A'ja	(10)WILSON, A'ja
03/03/17	^vs Georgia	W 72-48	5702	(18)WILSON, A'ja	(10)HERBERT HARRIGAN,
03/04/17	^vs #20/24 Kentucky	W 89-77	7554	(26)WILSON, A'ja	(8)WILSON, A'ja
03/05/17	^vs #6/7 Mississippi State	W 59-49	7715	(23)DAVIS, Kaela	(9)WILSON, A'ja
03/17/17	\$UNC ASHEVILLE	W 90-40	8215	(22)GRAY, Allisha	(12)GRAY, Allisha
03/19/17	\$ARIZONA STATE	W 71-68	8276	(21)WILSON, A'ja	(11)WILSON, A'ja
03/25/17	\$vs Quinnipiac	W 100-58	4500	(28)DAVIS, Kaela	(8)GRAY, Allisha
03/27/17	\$vs #10/13 Florida State	W 71-64	3134	(23)DAVIS, Kaela	(7)CLINEY, Doniyah

* = Conference game

@ = Basketball Hall of Fame Women's Challenge (Columbia, S.C./Springfield, Mass.)

^ = SEC Tournament (Greenville, S.C.)

\$ = NCAA Tournament (Columbia, S.C.; Stockton, Calif.)

Attendance Summary	Games	Attend	Avg/Game
Home	16	196431	12277
Away	13	57757	4443
Neutral	6	30417	5070
Total	35	284605	8132



2016-17 South Carolina Basketball
South Carolina Points-Rebounds-Assists (as of Mar 28, 2017)
All games



Opponent	Date	Score	00		01		03		04		10		12		15	
			PATRICK,VI	CUEVAS-MOO	DAVIS,KAEL	CLINEY,DON	GRAY,ALLIS	BRADSHAW,A	DAVIS,TIFF							
at #7/6 Ohio State	11/14/16	92-80	w	0-0-0	9-2-2	37-10-5	0-1-0	24-7-3	0-0-0	0-0-0						
HAMPTON	11/20/16	92-38	w	4-2-1	4-1-1	3-7-5	2-1-0	16-1-4	0-1-1	4-2-0						
MAINE	11/21/16	79-42	w	3-1-0	7-1-2	10-3-3	4-4-4	10-3-3	0-0-1	2-2-1						
SAINT PETER'S	11/22/16	93-38	w	3-0-1	11-3-3	14-3-3	3-8-1	13-8-5	3-0-1	0-3-1						
vs #4/4 Louisville	11/27/16	83-59	w	0-0-0	4-1-3	13-8-1	3-4-0	17-3-0	0-0-0	1-2-0						
at #14/15 Texas	12/01/16	76-67	w	DNP	7-0-2	12-3-1	0-0-0	8-4-0	DNP	DNP						
at Duke	12/04/16	63-74	L	DNP	9-2-2	14-6-2	0-0-0	11-6-6	DNP	0-1-0						
MINNESOTA	12/11/16	98-58	w	3-0-0	6-2-1	22-3-4	6-8-3	18-5-7	3-2-2	0-1-0						
CLEMSON	12/15/16	83-61	w	0-0-0	4-2-4	17-3-4	7-9-1	8-2-1	0-1-1	0-0-0						
#9/9 UCLA	12/18/16	66-57	w	DNP	10-5-1	2-4-2	6-4-0	11-3-2	DNP	DNP						
at Savannah State	12/21/16	70-30	w	4-2-2	3-3-5	6-4-3	3-7-0	12-4-4	2-1-1	DNP						
ALABAMA	01/01/17	93-45	w	3-2-0	9-1-1	16-3-2	1-5-1	7-2-2	1-3-2	3-0-0						
at Auburn	01/05/17	73-47	w	3-0-0	19-2-7	21-5-2	3-1-6	5-4-2	DNP	0-0-0						
at Florida	01/08/17	81-62	w	0-0-0	3-2-1	10-6-1	1-1-0	18-6-2	0-0-0	DNP						
GEORGIA	01/12/17	66-63	w	0-0-0	25-2-3	4-3-2	0-4-1	14-7-1	DNP	DNP						
at LSU	01/15/17	84-61	w	0-0-0	17-2-3	8-2-3	3-1-0	21-5-2	3-1-0	DNP						
OLE MISS	01/19/17	65-46	w	0-1-0	7-2-0	14-1-0	4-2-1	11-5-4	2-0-0	DNP						
#4/4 MISSISSIPPI ST.	01/23/17	64-61	w	DNP	2-1-0	4-0-1	1-0-0	17-7-1	DNP	DNP						
at Georgia	01/26/17	62-44	w	DNP	6-6-1	8-3-1	7-4-1	18-4-1	3-0-1	DNP						
TENNESSEE	01/30/17	74-76	L	DNP	18-3-0	15-2-0	0-1-0	14-8-1	0-0-0	DNP						
at #25/- Kentucky	02/02/17	75-63	w	0-0-0	3-0-2	7-2-0	3-1-6	11-5-2	0-0-0	DNP						
at Arkansas	02/05/17	79-49	w	3-0-0	10-2-0	10-3-2	0-5-1	10-4-4	0-3-1	DNP						
AUBURN	02/09/17	60-41	w	0-0-0	0-1-0	11-0-5	2-1-1	9-3-6	0-1-0	DNP						
at #1/1 UConn	02/13/17	55-66	L	DNP	11-4-0	3-2-0	0-0-0	7-2-2	DNP	DNP						
VANDERBILT	02/16/17	82-51	w	0-2-0	7-1-3	15-5-3	2-5-3	11-2-5	1-0-1	0-2-0						
at Mizzou	02/19/17	60-62	L	DNP	6-0-1	6-3-2	3-0-0	13-4-3	DNP	0-0-0						
at Texas A&M	02/23/17	80-64	w	0-0-0	16-0-2	7-11-3	2-2-0	12-6-3	2-1-0	0-0-0						
#22/- KENTUCKY	02/26/17	95-87	w	DNP	4-1-0	20-1-3	0-1-0	17-3-1	DNP	3-0-1						
vs Georgia	03/03/17	72-48	w	0-0-0	8-5-5	9-1-0	11-3-2	17-4-1	0-1-0	0-0-0						
vs #20/24 Kentucky	03/04/17	89-77	w	0-0-0	13-3-3	17-3-4	4-2-3	6-2-2	0-0-0	0-0-0						
vs #6/7 Mississippi Sta	03/05/17	59-49	w	DNP	4-2-2	23-5-3	2-4-3	2-5-0	DNP	DNP						
UNC ASHEVILLE	03/17/17	90-40	w	3-1-0	18-0-3	6-9-1	2-3-0	22-12-3	1-1-1	2-2-3						
ARIZONA STATE	03/19/17	71-68	w	DNP	7-2-0	20-3-4	4-1-2	11-8-2	DNP	DNP						
vs Quinnipiac	03/25/17	100-58	w	3-0-0	5-0-3	28-5-3	9-3-3	19-8-2	0-3-5	6-1-0						
vs #10/13 Florida State	03/27/17	71-64	w	DNP	3-0-1	23-5-2	2-7-0	11-4-2	DNP	DNP						

Opponent	Date	Score	21		22		41		52	
			HERBERT HA	WILSON,A'J	COATES,ALA	HARRIS,TYA				
at #7/6 Ohio State	11/14/16	92-80	w	4-5-0	5-3-0	10-13-3	3-0-3			
HAMPTON	11/20/16	92-38	w	8-7-2	20-7-2	28-16-1	3-2-2			
MAINE	11/21/16	79-42	w	13-8-2	14-3-2	12-14-0	4-2-3			
SAINT PETER'S	11/22/16	93-38	w	9-4-0	14-5-4	16-7-2	7-0-1			
vs #4/4 Louisville	11/27/16	83-59	w	11-2-1	17-5-5	17-14-1	0-0-6			
at #14/15 Texas	12/01/16	76-67	w	2-4-2	31-12-0	6-7-0	10-1-0			
at Duke	12/04/16	63-74	L	0-3-1	18-6-0	8-5-2	3-1-1			
MINNESOTA	12/11/16	98-58	w	5-3-2	10-6-2	16-11-2	9-1-6			
CLEMSON	12/15/16	83-61	w	8-5-0	20-10-4	19-10-3	0-1-0			
#9/9 UCLA	12/18/16	66-57	w	2-7-0	13-13-0	20-14-0	2-1-1			
at Savannah State	12/21/16	70-30	w	3-6-0	18-3-1	9-7-2	10-5-1			
ALABAMA	01/01/17	93-45	w	4-5-1	23-9-2	19-11-1	7-1-6			
at Auburn	01/05/17	73-47	w	2-4-0	10-11-1	5-6-0	5-3-2			
at Florida	01/08/17	81-62	w	7-3-0	23-13-2	14-13-2	5-2-2			
GEORGIA	01/12/17	66-63	w	0-2-0	DNP	12-11-1	11-4-3			
at LSU	01/15/17	84-61	w	2-2-0	DNP	24-11-2	6-4-3			
OLE MISS	01/19/17	65-46	w	2-3-0	6-4-0	15-15-2	4-4-5			
#4/4 MISSISSIPPI ST.	01/23/17	64-61	w	0-0-0	26-9-2	9-12-3	5-1-3			
at Georgia	01/26/17	62-44	w	0-0-0	19-11-3	1-13-0	0-0-2			
TENNESSEE	01/30/17	74-76	L	0-1-0	14-4-1	7-9-2	6-1-6			
at #25/- Kentucky	02/02/17	75-63	w	4-2-0	20-9-3	20-18-1	7-1-5			
at Arkansas	02/05/17	79-49	w	6-6-0	18-1-0	18-19-4	4-1-5			
AUBURN	02/09/17	60-41	w	2-2-0	17-6-1	16-9-1	3-2-4			
at #1/1 UConn	02/13/17	55-66	L	0-3-1	17-5-1	10-15-4	7-2-3			
VANDERBILT	02/16/17	82-51	w	12-1-0	10-8-1	15-7-2	9-2-1			
at Mizzou	02/19/17	60-62	L	5-1-1	23-9-0	2-3-1	2-3-1			
at Texas A&M	02/23/17	80-64	w	13-1-1	21-15-2	DNP	7-0-4			
#22/- KENTUCKY	02/26/17	95-87	w	0-3-1	25-10-3	13-9-2	13-1-8			
vs Georgia	03/03/17	72-48	w	5-10-0	18-7-0	DNP	4-2-6			
vs #20/24 Kentucky	03/04/17	89-77	w	17-3-2	26-8-1	1-1-1	5-2-1			
vs #6/7 Mississippi Sta	03/05/17	59-49	w	6-2-0	15-9-0	DNP	7-1-5			
UNC ASHEVILLE	03/17/17	90-40	w	14-2-1	18-5-1	DNP	4-5-7			
ARIZONA STATE	03/19/17	71-68	w	5-2-0	21-11-0	DNP	3-1-3			
vs Quinnipiac	03/25/17	100-58	w	4-5-1	24-4-1	DNP	2-4-3			
vs #10/13 Florida State	03/27/17	71-64	w	0-2-0	16-4-1	DNP	16-6-2			



2016-17 South Carolina Basketball
South Carolina Team Game-by-Game Comparison (as of Mar 28, 2017)
All games



Opponent	1st	2nd	Score	Mar	Total FG	FG Pct	3-Pointers	3FG Pct	Free Throws	FT Pct	Rebounds	Assist	T/Over	Block	Steal	Fouls		
#7/6 Ohio State	44/39	48/41	92-80	+12	31-64/28-70	.484/.400	4-11/7-27	.364/.259	26-41/17-24	.634/.708	48/36	+12	16/10	17/17	5/5	9/2	22/29	
HAMPPTON	53/26	39/12	92-38	+54	29-70/14-58	.414/.241	6-21/4-15	.286/.267	28-35/6-12	.800/.500	50/36	+14	19/9	9/24	8/3	12/3	12/26	
MAINE	43/19	36/23	79-42	+37	33-59/15-56	.559/.268	3-14/5-22	.214/.227	10-16/7-9	.625/.778	42/27	+15	21/9	10/13	5/2	7/4	11/15	
SAINT PETERS	64/21	29/17	93-38	+55	37-66/16-54	.561/.296	10-24/4-20	.417/.200	9-17/7-2	.529/1000	44/24	+20	22/6	13/22	7/1	17/11	4/14	
#4/4 Louisville	37/29	46/30	83-59	+24	27-60/23-60	.450/.383	5-17/6-18	.294/.333	24-31/7-10	.774/700	46/29	+17	17/14	13/17	6/9	7/3	19/27	
#1/4/5 Texas	33/30	43/37	76-67	+9	22-52/28-68	.423/.412	2-10/4-13	.200/.308	30-40/7-14	.750/.500	37/40	(3)	5/13	13/17	6/9	10/5	18/29	
Duke	29/36	34/38	63-74	(11)	24-57/30-60	.421/.500	6-23/5-12	.261/.417	9-14/9-11	.643/.818	33/30	+3	14/8	19/16	3/3	6/14	11/15	
MINNESOTA	57/27	41/31	98-58	+40	38-72/18-63	.528/.286	16-33/10-32	.485/.313	6-10/12-18	.600/.667	45/38	+7	29/12	11/14	9/3	9/6	17/17	
CLEMSON	38/28	45/33	83-61	+22	31-67/21-61	.463/.344	4-14/2-11	.286/.182	17-25/17-23	.680/.739	49/30	+19	18/5	13/11	11/2	6/5	19/20	
#9/9 UCLA	26/26	40/31	66-57	+9	22-66/22-78	.333/.282	1-3/4-27	.333/.148	21-32/9-17	.656/.529	54/47	+7	6/9	15/9	5/7	4/11	14/27	
Savannah State	39/12	31/18	70-30	+40	30-62/11-51	.484/.216	2-13/3-15	.154/.200	8-16/5-5	.500/1000	50/25	+25	19/3	10/16	6/1	12/7	9/9	
ALABAMA	41/22	52/23	93-45	+48	34-64/16-59	.531/.271	6-16/4-16	.375/.250	19-26/9-12	.731/.750	44/27	+17	18/9	14/22	10/4	12/6	18/21	
Auburn	41/25	32/22	73-47	+26	28-56/16-58	.500/.276	14-28/3-18	.500/.167	3-4/12-15	.750/.800	37/32	+5	20/6	15/11	6/1	4/4	19/11	
Florida	47/24	34/38	81-62	+19	30-69/23-63	.435/.365	6-18/4-10	.333/.400	15-23/12-20	.652/.600	48/42	+6	10/11	14/22	6/2	13/6	22/22	
GEORGIA	30/27	36/36	66-63	+3	22-60/24-57	.367/.421	6-18/7-15	.333/.467	16-22/8-14	.727/.571	34/40	(6)	11/19	11/18	1/4	13/4	14/22	
LSU	49/36	35/25	84-61	+23	29-51/26-60	.569/.433	5-12/1-6	.417/.167	21-26/8-16	.808/.500	31/30	+1	13/8	16/18	4/1	12/8	15/19	
OLE MISS	37/22	28/24	65-46	+19	23-57/19-52	.404/.365	2-9/2-9	.222/.222	17-24/6-14	.708/.429	41/31	+10	12/12	14/18	5/3	8/6	12/20	
#4/4 MISSISSIPPI ST.	28/35	36/26	64-61	+3	20-42/26-66	.476/.394	3-13/6-16	.231/.375	21-28/3-9	.750/.333	33/34	(1)	10/16	14/9	5/3	5/8	17/23	
Georgia	23/15	39/29	62-44	+18	25-57/20-54	.351/.370	5-16/1-10	.313/.100	17-31/3-8	.548/.375	45/38	+7	10/9	10/18	8/5	10/4	15/21	
TENNESSEE	36/39	38/37	74-76	(2)	28-61/29-59	.459/.492	5-14/3-8	.357/.375	13-17/15-21	.765/.714	36/28	+8	10/14	13/9	2/2	5/7	21/15	
#25/- Kentucky	42/23	33/40	75-63	+12	28-56/21-62	.500/.339	7-19/6-19	.368/.316	12-15/15-20	.800/.750	40/29	+11	19/9	17/14	13/9	8/0	7/5	18/15
Arkansas	43/25	36/24	79-49	+30	28-58/18-65	.483/.277	5-14/6-29	.357/.207	18-20/7-8	.900/.875	46/30	+16	17/10	12/13	4/1	10/4	13/17	
AUBURN	29/16	31/25	60-41	+19	25-44/14-47	.568/.298	5-14/7-18	.357/.389	5-8/6-8	.625/.750	30/21	+9	18/10	14/10	7/3	3/8	10/11	
#1/1 UConn	29/35	26/31	55-66	(11)	20-57/26-63	.351/.413	6-21/4-17	.286/.235	9-14/10-10	.643/1000	36/38	(2)	11/20	17/12	5/2	6/8	18/17	
VANDERBILT	46/26	36/25	82-51	+31	32-67/12-53	.478/.226	3-18/4-18	.167/.222	15-31/23-28	.484/.821	37/41	(4)	19/7	5/20	7/1	12/2	19/28	
Mizzou	30/26	30/36	60-62	(2)	21-51/24-49	.412/.490	3-18/6-18	.167/.333	15-22/8-11	.682/.727	26/34	(8)	9/10	14/21	3/1	12/6	19/23	
Texas A&M	41/35	39/29	80-64	+16	31-62/24-59	.500/.407	3-11/5-11	.273/.455	15-16/11-17	.938/.647	38/33	+5	15/17	11/15	5/2	13/2	15/14	
#22/- KENTUCKY	48/40	47/47	95-87	+8	34-55/30-67	.618/.448	2-7/9-26	.286/.346	25-34/18-21	.735/.857	31/29	+2	19/12	9/9	4/1	4/5	19/26	
Georgia	42/16	30/32	72-48	+24	23-52/18-64	.442/.281	6-14/4-15	.429/.267	20-25/8-10	.800/.800	36/40	(4)	14/12	12/17	8/3	7/4	11/15	
#20/24 Kentucky	47/36	42/41	89-77	+12	32-56/30-72	.571/.417	4-6/2-19	.667/.105	21-27/15-19	.778/.789	26/42	(16)	17/11	6/10	7/2	5/2	16/20	
#6/7 Mississippi State	29/26	30/23	59-49	+10	23-48/21-59	.479/.356	4-8/0-15	.500/.000	9-11/7-7	.818/1000	29/28	+1	13/7	17/14	5/5	6/4	14/16	
UNC ASHEVILLE	48/22	42/18	90-40	+50	37-65/15-58	.569/.259	4-18/5-15	.222/.333	12-16/5-8	.750/.625	45/26	+19	20/6	5/14	3/1	10/2	15/14	
ARIZONA STATE	33/39	38/29	71-68	+3	22-50/24-59	.440/.407	4-12/5-11	.333/.455	23-28/15-20	.821/.750	29/36	(7)	11/14	12/15	5/0	10/8	20/23	
Quinnipiac	45/27	55/31	100-58	+42	36-59/22-51	.610/.431	10-16/6-13	.625/.462	18-19/8-10	.947/.800	35/18	+17	21/11	13/17	4/2	8/6	12/19	
#10/13 Florida State	40/29	31/35	71-64	+7	26-45/26-71	.578/.366	3-10/2-15	.300/.133	16-20/10-13	.800/.769	31/36	(5)	8/12	18/11	5/1	7/10	11/18	

Note: Game totals are displayed in the format TEAM/OPPONENT for each category



Official Basketball Box Score - Game Totals - Final Statistics
#4/3 South Carolina vs #7/6 Ohio State
11/14/16 6 p.m. at Columbus, Ohio (Value City Arena)



#4/3 South Carolina 92 • 1-0

Table with columns: Player, FG-FGA, 3-Ptr, FT-FTA, Rebounds, PF, TP, A TO Blk Stl, Min. Lists stats for 22 players and team totals.

1st-FG %: 5-19 26.3% 2nd: 10-19 52.6% 3rd: 8-14 57.1% 4th: 8-12 66.7% Game: 31-64 48.4% Deadball Rebounds 9

#7/6 Ohio State 80 • 1-1

Table with columns: Player, FG-FGA, 3-Ptr, FT-FTA, Rebounds, PF, TP, A TO Blk Stl, Min. Lists stats for 24 players and team totals.

1st-FG %: 7-19 36.8% 2nd: 8-18 44.4% 3rd: 5-11 45.5% 4th: 8-22 36.4% Game: 28-70 40.0% Deadball Rebounds 4

Officials: Tina Napier, Felicia Grinter, Jesse Dickerson
Technical fouls: #4/3 South Carolina-None. #7/6 Ohio State-TEAM.
Attendance: 6683

Score by periods table with columns: 1st, 2nd, 3rd, 4th, Total. Shows scores for #4/3 South Carolina and #7/6 Ohio State.

Last FG - SC 4th-00:53, OSU 4th-00:11.
Largest lead - SC by 16 4th-00:53, OSU by 3 1st-00:46.
SC led for 33:58, OSU led for 02:54. Game was tied for 03:04.

Points In Off 2nd Fast Bench table with columns: Points, Paint, T/O, Chance, Break, Bench. Shows stats for SC and OSU.

Score tied - 1 time.
Lead changed - 6 times.



Official Basketball Box Score - Game Totals - Final Statistics
Hampton vs #4/3 South Carolina
11/20/16 3 p.m. at Columbia, S.C./Colonial Life Arena



Hampton 38 • 0-4

Table with columns: Player, FG-FGA, 3-Ptr, FT-FTA, Rebounds, PF, TP, A TO Blk Stl, Min. Lists stats for 33 players and team totals.

1st-FG %: 7-15 46.7% 2nd: 3-12 25.0% 3rd: 2-16 12.5% 4th: 2-15 13.3% Game: 14-58 24.1% Deadball Rebounds 5,1

#4/3 South Carolina 92 • 2-0

Table with columns: Player, FG-FGA, 3-Ptr, FT-FTA, Rebounds, PF, TP, A TO Blk Stl, Min. Lists stats for 22 players and team totals.

1st-FG %: 5-15 33.3% 2nd: 11-18 61.1% 3rd: 7-20 35.0% 4th: 6-17 35.3% Game: 29-70 41.4% Deadball Rebounds 5,1

Officials: Frank Steratore, Kim Thebo, Angel Stanton
Technical fouls: Hampton-None. #4/3 South Carolina-None.
Attendance: 11795

Score by periods table with columns: 1st, 2nd, 3rd, 4th, Total. Shows scores for Hampton and #4/3 South Carolina.

Last FG - HU 4th-00:40, SC 4th-01:43.
Largest lead - HU by 3 1st-09:27, SC by 54 4th-01:43.
HU led for 02:26, SC led for 36:36. Game was tied for 00:33.

Points In Off 2nd Fast Bench table with columns: Points, Paint, T/O, Chance, Break, Bench. Shows stats for Hampton and #4/3 South Carolina.

Score tied - 1 time.
Lead changed - 1 time.



Official Basketball Box Score - Game Totals - Final Statistics
Maine vs #3/3 South Carolina
11/21/16 7:23 pm at Columbia, S.C./Colonial Life Arena



Maine 42 • 2-3

Table with columns: Player, FG-FGA, 3-Ptr, FT-FTA, Rebounds, PF, TP, A TO Blk Stl, Min. Lists stats for 33 players and team totals.

1st-FG %: 2-15 13.3% 2nd: 5-15 33.3% 3rd: 4-13 30.8% 4th: 4-13 30.8% Game: 15-56 26.8% Deadball Rebounds 0,3

#3/3 South Carolina 79 • 3-0

Table with columns: Player, FG-FGA, 3-Ptr, FT-FTA, Rebounds, PF, TP, A TO Blk Stl, Min. Lists stats for 22 players and team totals.

1st-FG %: 9-16 56.2% 2nd: 10-17 58.8% 3rd: 8-13 61.5% 4th: 6-13 46.2% Game: 33-59 55.9% Deadball Rebounds 1,2

Officials: Mark Zentz, Laura C Morris, Gina Cross
Technical fouls: Maine-None. #3/3 South Carolina-None.
Attendance: 11057

Score by periods table with columns: 1st, 2nd, 3rd, 4th, Total. Shows scores for Maine and #3/3 South Carolina.

Last FG - MAINE 4th-00:06, SC 4th-01:16.
Largest lead - MAINE None, SC by 41 4th-01:16.
MAINE led for 00:00, SC led for 39:47. Game was tied for 00:13.

Score tied - 0 times.
Lead changed - 0 times.



Official Basketball Box Score - Game Totals - Final Statistics
Saint Peter's vs #3/3 South Carolina
11/22/16 7:15 p.m. at Columbia, S.C./Colonial Life Arena



Saint Peter's 38 • 0-4

Table with columns: Player, FG-FGA, 3-Ptr, FT-FTA, Rebounds, PF, TP, A TO Blk Stl, Min. Lists stats for 33 players and team totals.

1st-FG %: 5-18 27.8% 2nd: 3-11 27.3% 3rd: 6-12 50.0% 4th: 2-13 15.4% Game: 16-54 29.6% Deadball Rebounds 1

#3/3 South Carolina 93 • 4-0

Table with columns: Player, FG-FGA, 3-Ptr, FT-FTA, Rebounds, PF, TP, A TO Blk Stl, Min. Lists stats for 22 players and team totals.

1st-FG %: 15-21 71.4% 2nd: 11-17 64.7% 3rd: 8-15 53.3% 4th: 3-13 23.1% Game: 37-66 56.1% Deadball Rebounds 5,1

Officials: Metta Roberts, Cameron Inouye, Greg Small
Technical fouls: Saint Peter's-None. #3/3 South Carolina-None.
Attendance: 11455

Score by periods table with columns: 1st, 2nd, 3rd, 4th, Total. Shows scores for Saint Peter's and #3/3 South Carolina.

Last FG - SPU 4th-01:11, SC 4th-01:37.
Largest lead - SPU None, SC by 57 4th-01:37.
SPU led for 00:00, SC led for 39:36. Game was tied for 00:09.

Score tied - 0 times.
Lead changed - 0 times.



Official Basketball Box Score - Game Totals - Final Statistics
#4/4 Louisville vs #3/3 South Carolina
11/27/16 1:00 pm at MassMutual Center



#4/4 Louisville 59 • 6-1

Box score table for Louisville vs South Carolina. Columns include Player, FG-FGA, 3-Ptr, FT-FTA, Rebounds, PF, TP, A TO Blk Stl, Min. Totals: 23-60, 6-18, 7-10, 9 20 29, 27 59, 14 17 5 3 200.

1st - FG %: 8-14 57.1% 2nd: 2-10 20.0% 3rd: 6-21 28.6% 4th: 7-15 46.7% Game: 23-60 38.3% Deadball Rebounds 1
3FG %: 4-4 100.0% 0-3 0.0% 1-2 22.2% 0-2 0.0% 6-18 33.3%
FT %: 0-0 0.0% 5-6 83.3% 1-1 100.0% 1-3 33.3% 7-10 70.0%

#3/3 South Carolina 83 • 5-0

Box score table for South Carolina vs Louisville. Columns include Player, FG-FGA, 3-Ptr, FT-FTA, Rebounds, PF, TP, A TO Blk Stl, Min. Totals: 27-60, 5-17, 24-31, 16 30 46, 19 83, 17 13 4 7 200.

1st - FG %: 8-14 57.1% 2nd: 5-11 45.5% 3rd: 8-18 44.4% 4th: 6-13 46.2% Game: 27-60 45.0% Deadball Rebounds 4
3FG %: 1-5 20.0% 0-3 0.0% 4-7 57.1% 0-2 0.0% 5-17 29.4%
FT %: 1-2 50.0% 9-14 64.3% 7-7 100.0% 7-8 87.5% 24-31 77.4%

Officials: Joe Vaszily, Margaret Tieman, Tim Greene
Technical fouls: #4/4 Louisville-None. #3/3 South Carolina-TEAM.
Attendance: 1812

Score by periods table for Louisville vs South Carolina. Columns: 1st, 2nd, 3rd, 4th, Total. Totals: 20, 9, 15, 15, 59.

Points In Off 2nd Fast table for Louisville vs South Carolina. Columns: Points, In, Off, 2nd, Fast, Paint, T/O, Chance, Break, Bench. Totals: 24, 15, 5, 2, 25.

Last FG - LOU 4th-00:04, SC 4th-00:51.
Largest lead - LOU by 4 1st-03:16, SC by 28 4th-03:55.
LOU led for 04:40. SC led for 32:17. Game was tied for 02:03.

Score tied - 5 times.
Lead changed - 2 times.



Official Basketball Box Score - Game Totals - Final Statistics
#3/3 South Carolina vs #14/15 Texas
12/01/16 6:02 P.M. at Austin, TX (Frank Erwin Center)



#3/3 South Carolina 76 • 6-0

Box score table for South Carolina vs Texas. Columns include Player, FG-FGA, 3-Ptr, FT-FTA, Rebounds, PF, TP, A TO Blk Stl, Min. Totals: 22-52, 2-10, 30-40, 11 26 37, 18 76, 5 13 6 10 200.

1st - FG %: 6-14 42.9% 2nd: 5-13 38.5% 3rd: 5-12 41.7% 4th: 6-13 46.2% Game: 22-52 42.3% Deadball Rebounds 6
3FG %: 0-2 0.0% 0-0 0.0% 2-4 50.0% 0-4 0.0% 2-10 20.0%
FT %: 2-3 66.7% 9-14 64.3% 10-12 83.3% 9-11 81.8% 30-40 75.0%

#14/15 Texas 67 • 2-3

Box score table for Texas vs South Carolina. Columns include Player, FG-FGA, 3-Ptr, FT-FTA, Rebounds, PF, TP, A TO Blk Stl, Min. Totals: 28-68, 4-13, 7-14, 19 21 40, 29 67, 13 17 9 5 200.

1st - FG %: 7-15 46.7% 2nd: 6-17 35.3% 3rd: 8-17 47.1% 4th: 7-19 36.8% Game: 28-68 41.2% Deadball Rebounds 2,2
3FG %: 1-1 100.0% 2-4 50.0% 1-3 33.3% 0-5 0.0% 4-13 30.8%
FT %: 1-2 50.0% 0-0 0.0% 2-8 25.0% 4-4 100.0% 7-14 50.0%

Officials: Lisa Mattingly, Scott Yarbrough, Felicia Grinter
Technical fouls: #3/3 South Carolina-None. #14/15 Texas-None.
Attendance: 3330

Score by periods table for Texas vs South Carolina. Columns: 1st, 2nd, 3rd, 4th, Total. Totals: 14, 19, 22, 21, 76.

Points In Off 2nd Fast table for Texas vs South Carolina. Columns: Points, In, Off, 2nd, Fast, Paint, T/O, Chance, Break, Bench. Totals: 34, 14, 14, 2, 12.

Last FG - SC 4th-02:00, UT 4th-00:14.
Largest lead - SC by 11 4th-00:47, UT by 4 1st-07:39.
SC led for 18:07. UT led for 15:25. Game was tied for 06:28.

Score tied - 8 times.
Lead changed - 5 times.



Official Basketball Box Score - Game Totals - Final Statistics
#3/3 South Carolina vs Duke
12/04/16 2:00 PM at Durham, N.C. (Cameron Indoor Stadium)



#3/3 South Carolina 63 • 6-1

Box score table for South Carolina vs Duke. Columns include Player, FG-FGA, 3-Ptr, FT-FTA, Rebounds, PF, TP, A TO Blk Stl, Min. Totals: 24-57, 6-23, 9-14, 16 17 33, 11 63, 14 19 3 6 200.

1st - FG %: 7-15 46.7% 2nd: 6-14 42.9% 3rd: 5-13 38.5% 4th: 6-15 40.0% Game: 24-57 42.1% Deadball Rebounds 4
3FG %: 0-4 0.0% 1-4 25.0% 1-5 20.0% 4-10 40.0% 6-23 26.1%
FT %: 2-3 66.7% 0-0 0.0% 3-5 60.0% 4-6 66.7% 9-14 64.3%

Duke 74 • 9-1

Box score table for Duke vs South Carolina. Columns include Player, FG-FGA, 3-Ptr, FT-FTA, Rebounds, PF, TP, A TO Blk Stl, Min. Totals: 30-60, 5-12, 9-11, 13 17 30, 15 74, 8 16 3 14 200.

1st - FG %: 6-14 42.9% 2nd: 10-19 52.6% 3rd: 9-18 50.0% 4th: 5-9 55.6% Game: 30-60 50.0% Deadball Rebounds 2,1
3FG %: 1-3 33.3% 2-3 66.7% 1-3 33.3% 1-3 33.3% 6-23 26.1%
FT %: 1-2 50.0% 0-0 0.0% 0-1 0.0% 1-8 100.0% 9-11 81.8%

Officials: Dee Kantner, Edward Sidlasky, Bruce Morris
Technical fouls: #3/3 South Carolina-TEAM. Duke-None.
Attendance: 6036

Score by periods table for Duke vs South Carolina. Columns: 1st, 2nd, 3rd, 4th, Total. Totals: 16, 13, 14, 20, 63.

Points In Off 2nd Fast table for Duke vs South Carolina. Columns: Points, In, Off, 2nd, Fast, Paint, T/O, Chance, Break, Bench. Totals: 32, 18, 14, 9, 3.

Last FG - SC 4th-01:42, DU 4th-00:51.
Largest lead - SC by 11 1st-03:46, DU by 12 3rd-00:09.
SC led for 09:17. DU led for 28:30. Game was tied for 02:13.

Score tied - 4 times.
Lead changed - 3 times.



Official Basketball Box Score - Game Totals - Final Statistics
Minnesota vs #6/6 South Carolina
12/11/16 3 p.m. at Columbia, S.C./Colonial Life Arena



Minnesota 58 • 7-4

Box score table for Minnesota vs South Carolina. Columns include Player, FG-FGA, 3-Ptr, FT-FTA, Rebounds, PF, TP, A TO Blk Stl, Min. Totals: 18-63, 10-32, 12-18, 18 20 38, 17 58, 12 14 3 6 200.

1st - FG %: 5-18 27.8% 2nd: 2-10 20.0% 3rd: 5-16 31.3% 4th: 6-19 31.6% Game: 18-63 28.6% Deadball Rebounds 3
3FG %: 3-10 30.0% 2-7 28.6% 2-5 40.0% 3-10 30.0% 10-32 31.3%
FT %: 0-0 0.0% 8-10 80.0% 1-2 50.0% 3-6 50.0% 12-18 66.7%

#6/6 South Carolina 98 • 7-1

Box score table for South Carolina vs Minnesota. Columns include Player, FG-FGA, 3-Ptr, FT-FTA, Rebounds, PF, TP, A TO Blk Stl, Min. Totals: 38-72, 16-33, 6-10, 17 28 45, 17 98, 29 11 9 9 200.

1st - FG %: 9-21 42.9% 2nd: 12-19 63.2% 3rd: 12-18 66.7% 4th: 5-14 35.7% Game: 38-72 52.8% Deadball Rebounds 1,2
3FG %: 5-10 50.0% 7-10 70.0% 3-7 42.9% 1-6 16.7% 16-33 48.5%
FT %: 1-2 50.0% 2-2 100.0% 1-3 33.3% 2-3 66.7% 6-10 60.0%

Score by periods table for South Carolina vs Minnesota. Columns: 1st, 2nd, 3rd, 4th, Total. Totals: 13, 14, 13, 18, 58.

Points In Off 2nd Fast table for South Carolina vs Minnesota. Columns: Points, In, Off, 2nd, Fast, Paint, T/O, Chance, Break, Bench. Totals: 42, 12, 21, 9, 21.

Last FG - MINN 4th-01:34, SC 4th-01:51.
Largest lead - MINN None, SC by 49 4th-08:41.
MINN led for 00:00. SC led for 38:46. Game was tied for 01:00.

Score tied - 0 times.
Lead changed - 0 times.



Official Basketball Box Score - Game Totals - Final Statistics
Clemson vs #6/6 South Carolina
12/15/16 7 p.m. at Columbia, S.C./Colonial Life Arena



Clemson 61 • 8-2

Table with columns: Player, FG-FGA, 3-Ptr, FT-FTA, Rebounds, PF, TP, A TO Blk Stl, Min. Rows include Sirah Diarra, Ivy Atkims, Nelly Perry, etc.

Summary statistics table for Clemson vs South Carolina, including FG%, 3FG%, FT%, and Game statistics.

#6/6 South Carolina 83 • 8-1

Table with columns: Player, FG-FGA, 3-Ptr, FT-FTA, Rebounds, PF, TP, A TO Blk Stl, Min. Rows include WILSON, A'ja, COATES, Alaina, etc.

Summary statistics table for South Carolina vs Clemson, including FG%, 3FG%, FT%, and Game statistics.

Officials: Dee Kantner, Felicia Grinter, Roy Gulbeyan
Technical fouls: Clemson-None. #6/6 South Carolina-None.
Attendance: 11916

Score by periods table for Clemson vs South Carolina, showing 1st, 2nd, 3rd, 4th, and Total scores.

Points in game table for Clemson vs South Carolina, showing In, Off, 2nd, Fast, and Bench points.

Last FG - CU 4th-04:41, SC 4th-03:04.
Largest lead - CU by 2 1st-07:57, SC by 23 4th-01:52.
CU led for 01:05. SC led for 36:32. Game was tied for 02:23.

Score tied - 3 times.
Lead changed - 2 times.



Official Basketball Box Score - Game Totals - Final Statistics
#9/9 UCLA vs #6/6 South Carolina
12/18/16 2 p.m. at Columbia, S.C./Colonial Life Arena



#9/9 UCLA 57 • 8-2

Table with columns: Player, FG-FGA, 3-Ptr, FT-FTA, Rebounds, PF, TP, A TO Blk Stl, Min. Rows include Billings, Monique, Korver, Kari, etc.

Summary statistics table for UCLA vs South Carolina, including FG%, 3FG%, FT%, and Game statistics.

#6/6 South Carolina 66 • 9-1

Table with columns: Player, FG-FGA, 3-Ptr, FT-FTA, Rebounds, PF, TP, A TO Blk Stl, Min. Rows include WILSON, A'ja, COATES, Alaina, etc.

Summary statistics table for South Carolina vs UCLA, including FG%, 3FG%, FT%, and Game statistics.

Officials: Bob Trammell, Laura Morris, Maj Forsberg
Technical fouls: #9/9 UCLA-TEAM. #6/6 South Carolina-None.
Attendance: 13367

Score by periods table for South Carolina vs UCLA, showing 1st, 2nd, 3rd, 4th, and Total scores.

Points in game table for South Carolina vs UCLA, showing In, Off, 2nd, Fast, and Bench points.

Last FG - UCLA 4th-00:12, SC 4th-03:25.
Largest lead - UCLA by 7 1st-02:54, SC by 16 4th-02:02.
UCLA led for 17:45. SC led for 19:01. Game was tied for 03:14.

Score tied - 3 times.
Lead changed - 3 times.



Official Basketball Box Score - Game Totals - Final Statistics
#6/6 South Carolina vs Savannah State
12/21/16 7 p.m. at Tiger Arena (Savannah, Ga.)



#6/6 South Carolina 70 • 10-1

Table with columns: Player, FG-FGA, 3-Ptr, FT-FTA, Rebounds, PF, TP, A TO Blk Stl, Min. Rows include WILSON, A'ja, COATES, Alaina, etc.

Summary statistics table for South Carolina vs Savannah State, including FG%, 3FG%, FT%, and Game statistics.

Savannah State 30 • 2-9

Table with columns: Player, FG-FGA, 3-Ptr, FT-FTA, Rebounds, PF, TP, A TO Blk Stl, Min. Rows include EDWARDS, Jeremica, DAVIS, Tiyonda, etc.

Summary statistics table for Savannah State vs South Carolina, including FG%, 3FG%, FT%, and Game statistics.

Officials: Alicia Walker, Carla Roberts, Roy Jackson
Technical fouls: #6/6 South Carolina-None. Savannah State-None.
Attendance: 1411

Score by periods table for Savannah State vs South Carolina, showing 1st, 2nd, 3rd, 4th, and Total scores.

Points in game table for Savannah State vs South Carolina, showing In, Off, 2nd, Fast, and Bench points.

Last FG - SC 4th-02:14, SSU 4th-04:13.
Largest lead - SC by 40 4th-01:23, SSU None.
SC led for 39:42. SSU led for 00:00. Game was tied for 00:18.

Score tied - 0 times.
Lead changed - 0 times.



Official Basketball Box Score - Game Totals - Final Statistics
Alabama vs #6/6 South Carolina
01/01/17 2 p.m. at Columbia, S.C./Colonial Life Arena



Alabama 45 • 12-2 (0-1 SEC)

Table with columns: Player, FG-FGA, 3-Ptr, FT-FTA, Rebounds, PF, TP, A TO Blk Stl, Min. Rows include Williams, Ashley, Lewis, Jordan, etc.

Summary statistics table for Alabama vs South Carolina, including FG%, 3FG%, FT%, and Game statistics.

#6/6 South Carolina 93 • 11-1 (1-0 SEC)

Table with columns: Player, FG-FGA, 3-Ptr, FT-FTA, Rebounds, PF, TP, A TO Blk Stl, Min. Rows include WILSON, A'ja, COATES, Alaina, etc.

Summary statistics table for South Carolina vs Alabama, including FG%, 3FG%, FT%, and Game statistics.

Officials: Michael McConnell, Jules Gallien, Kylie Galloway
Technical fouls: Alabama-None. #6/6 South Carolina-None.
Attendance: 12069

Score by periods table for South Carolina vs Alabama, showing 1st, 2nd, 3rd, 4th, and Total scores.

Points in game table for South Carolina vs Alabama, showing In, Off, 2nd, Fast, and Bench points.

Last FG - UA 4th-03:56, SC 4th-01:54.
Largest lead - UA None, SC by 48 4th-01:12.
UA led for 00:00. SC led for 39:36. Game was tied for 00:24.

Score tied - 0 times.
Lead changed - 0 times.



Official Basketball Box Score -- Game Totals -- Final Statistics
#5/5 South Carolina vs Auburn
1/5/17 6:00 p.m. at Auburn Arena -- Auburn, Ala.



#5/5 South Carolina 73 • 12-1, 2-0 SEC

Box score table for South Carolina vs Auburn. Columns include Player, FG-FGA, 3-Ptr, FT-FTA, Rebounds, PF, TP, A TO Blk Stl, Min. Totals: 28-56, 14-28, 3-4, 12 25 37, 19 73, 20 15 6 4 200.

1st - FG %: 11-22 50.0% 2nd: 4-7 57.1% 3rd: 7-13 53.8% 4th: 6-14 42.9% Game: 28-56 50.0% Deadball Rebounds 1
3FG %: 7-12 58.3% 1-3 33.3% 3-8 37.5% 3-5 60.0% 14-28 50.0%
FT %: 0-0 0.0% 3-4 75.0% 0-0 0.0% 0-0 0.0% 3-4 75.0%

Auburn 47 • 11-5, 1-1 SEC

Box score table for Auburn. Columns include Player, FG-FGA, 3-Ptr, FT-FTA, Rebounds, PF, TP, A TO Blk Stl, Min. Totals: 16-58, 3-18, 12-15, 17 15 32, 11 47, 6 11 1 4 200.

1st - FG %: 2-13 15.4% 2nd: 7-16 43.8% 3rd: 6-17 35.3% 4th: 1-12 8.3% Game: 16-58 27.6% Deadball Rebounds 3
3FG %: 0-3 0.0% 2-6 33.3% 1-3 33.3% 0-6 0.0% 3-18 16.7%
FT %: 2-3 66.7% 3-4 75.0% 1-2 50.0% 6-6 100.0% 12-15 80.0%

Officials: Lisa Mattingly, Brian Hall, Roy Gulbeyan
Technical fouls: #5/5 South Carolina-None. Auburn-None.
Attendance: 2144

Score by periods table for South Carolina vs Auburn. Columns: 1st, 2nd, 3rd, 4th, Total. South Carolina: 29, 12, 17, 15, 73. Auburn: 6, 19, 14, 8, 47.

Last FG - SC 4th-00:15, AU 4th-07:48.
Largest lead - SC by 26 4th-05:32, AU None.
SC led for 39:40. AU led for 00:00. Game was tied for 00:20.

Points In Off 2nd Fast Bench
Paint T/O Chance Break
SC 22 9 4 27
AU 18 15 12 2 13

Score tied - 0 times.
Lead changed - 0 times.



Official Basketball Box Score -- Game Totals -- Final Statistics
#5/5 South Carolina vs Florida
01/08/17 12 Noon ET at Gainesville, FL (Exactech Arena)



#5/5 South Carolina 81 • 13-1, 3-0 SEC

Box score table for South Carolina vs Florida. Columns include Player, FG-FGA, 3-Ptr, FT-FTA, Rebounds, PF, TP, A TO Blk Stl, Min. Totals: 30-69, 6-18, 15-23, 18 30 48, 22 81, 10 14 6 13 200.

1st - FG %: 7-17 41.2% 2nd: 8-17 47.1% 3rd: 7-16 43.8% 4th: 8-19 42.1% Game: 30-69 43.5% Deadball Rebounds 2
3FG %: 2-5 40.0% 3-8 37.5% 1-1 100.0% 0-4 0.0% 6-18 33.3%
FT %: 5-5 100.0% 7-11 63.6% 1-4 25.0% 2-3 66.7%

Florida 62 • 9-7, 0-3 SEC

Box score table for Florida. Columns include Player, FG-FGA, 3-Ptr, FT-FTA, Rebounds, PF, TP, A TO Blk Stl, Min. Totals: 23-63, 4-10, 12-20, 15 27 42, 22 67, 11 22 2 6 200.

1st - FG %: 8-19 42.1% 2nd: 1-14 7.1% 3rd: 9-18 50.0% 4th: 5-12 41.7% Game: 23-63 36.5% Deadball Rebounds 3
3FG %: 2-4 50.0% 0-0 0.0% 1-4 25.0% 1-2 50.0% 4-10 40.0%
FT %: 1-4 25.0% 3-4 75.0% 3-6 50.0% 5-6 83.3%

Officials: Beverly Roberts, Brian Garland, Charlie Hust
Technical fouls: #5/5 South Carolina-None. Florida-None.
Attendance: 2232
UF#24 T.Fleming fouls out at 0:32.2(3), SC#10 A.Gray 5:08(4)
UF#01 R.Williams at 3:58(4)

Score by periods table for South Carolina vs Florida. Columns: 1st, 2nd, 3rd, 4th, Total. South Carolina: 21, 26, 16, 18, 81. Florida: 19, 5, 22, 16, 62.

Last FG - SC 4th-00:55, UF 4th-00:41.
Largest lead - SC by 23 2nd-00:00, UF by 4 1st-02:36.
SC led for 35:01. UF led for 03:27. Game was tied for 01:31.

Points In Off 2nd Fast Bench
Paint T/O Chance Break
SC 44 21 23 8 11
UF 34 14 15 6 12

Score tied - 3 times.
Lead changed - 6 times.



Official Basketball Box Score -- Game Totals -- Final Statistics
Georgia vs #5/5 South Carolina
01/12/17 7 p.m. at Columbia, S.C./Colonial Life Arena



Georgia 63 • 10-7 (2-2 SEC)

Box score table for Georgia vs South Carolina. Columns include Player, FG-FGA, 3-Ptr, FT-FTA, Rebounds, PF, TP, A TO Blk Stl, Min. Totals: 24-57, 7-15, 8-14, 11 29 40, 22 63, 19 18 4 4 200.

1st - FG %: 3-16 18.8% 2nd: 8-16 50.0% 3rd: 4-10 40.0% 4th: 9-15 60.0% Game: 24-57 42.1% Deadball Rebounds 3,2
3FG %: 1-4 25.0% 2-3 66.7% 1-2 50.0% 3-6 50.0% 7-15 46.7%
FT %: 0-0 0.0% 2-2 100.0% 4-8 50.0% 2-4 50.0% 8-14 57.1%

#5/5 South Carolina 66 • 14-1 (4-0 SEC)

Box score table for South Carolina vs Georgia. Columns include Player, FG-FGA, 3-Ptr, FT-FTA, Rebounds, PF, TP, A TO Blk Stl, Min. Totals: 22-60, 6-18, 16-22, 10 24 34, 14 66, 11 11 1 13 200.

1st - FG %: 8-18 44.4% 2nd: 1-12 8.3% 3rd: 6-13 46.2% 4th: 7-17 41.2% Game: 22-60 36.7% Deadball Rebounds 3,1
3FG %: 2-6 33.3% 1-4 25.0% 2-5 40.0% 1-3 33.3% 6-18 33.3%
FT %: 2-2 100.0% 7-8 87.5% 3-6 50.0% 4-6 66.7%

Officials: Jesse Dickerson, Felicia Grinter, Gina Cross
Technical fouls: Georgia-Halle Washington. #5/5 South Carolina-COATES, Alaina.
Attendance: 12043

Score by periods table for Georgia vs South Carolina. Columns: 1st, 2nd, 3rd, 4th, Total. Georgia: 7, 20, 13, 23, 63. South Carolina: 20, 10, 17, 19, 66.

Last FG - UGA 4th-00:46, SC 4th-01:20.
Largest lead - UGA by 2 1st-05:30, SC by 13 1st-00:45.
UGA led for 01:27. SC led for 36:18. Game was tied for 01:49.

Points In Off 2nd Fast Bench
Paint T/O Chance Break
SC 24 11 17 6 14
GA 24 14 9 12 25

Score tied - 3 times.
Lead changed - 6 times.



Official Basketball Box Score -- Game Totals -- Final Statistics
#5/5 South Carolina vs LSU
01/15/17 2 p.m. at Baton Rouge, LA (Maravich Center)



#5/5 South Carolina 84 • 15-1 (5-0 SEC)

Box score table for South Carolina vs LSU. Columns include Player, FG-FGA, 3-Ptr, FT-FTA, Rebounds, PF, TP, A TO Blk Stl, Min. Totals: 29-51, 5-12, 21-26, 8 23 31, 15 84, 13 16 4 12 200.

1st - FG %: 8-13 61.5% 2nd: 6-13 46.2% 3rd: 6-9 66.7% 4th: 9-16 56.3% Game: 29-51 56.9% Deadball Rebounds 3
3FG %: 2-4 50.0% 1-3 33.3% 0-1 0.0% 2-4 50.0% 5-12 41.7%
FT %: 9-11 81.8% 9-12 75.0% 3-3 100.0% 0-0 0.0% 21-26 80.8%

LSU 61 • 14-4 (3-2 SEC)

Box score table for LSU. Columns include Player, FG-FGA, 3-Ptr, FT-FTA, Rebounds, PF, TP, A TO Blk Stl, Min. Totals: 26-60, 1-6, 8-16, 14 16 30, 19 61, 8 18 1 8 200.

1st - FG %: 8-15 53.3% 2nd: 9-12 75.0% 3rd: 6-20 30.0% 4th: 3-13 23.1% Game: 26-60 43.3% Deadball Rebounds 5
3FG %: 1-3 33.3% 0-0 0.0% 0-1 0.0% 0-2 0.0% 1-6 16.7%
FT %: 1-1 100.0% 0-0 0.0% 1-5 20.0% 6-8 75.0%

Officials: Maj Forsberg, Eric Brewton, Metta Roberts
Technical fouls: #5/5 South Carolina-None. LSU-None.
Attendance: 2840

Score by periods table for South Carolina vs LSU. Columns: 1st, 2nd, 3rd, 4th, Total. South Carolina: 27, 22, 15, 20, 84. LSU: 18, 18, 13, 12, 61.

Last FG - SC 4th-01:30, LSU 4th-02:03.
Largest lead - SC by 28 4th-03:00, LSU by 2 1st-09:48.
SC led for 35:16. LSU led for 02:15. Game was tied for 02:29.

Points In Off 2nd Fast Bench
Paint T/O Chance Break
SC 38 20 13 8 8
LSU 34 10 8 4 6

Score tied - 5 times.
Lead changed - 5 times.



Official Basketball Box Score - Game Totals - Final Statistics
Ole Miss vs #5/5 South Carolina
01/19/17 7 p.m. at Columbia, S.C./Colonial Life Arena



Ole Miss 46 • 13-6 (2-4 SEC)

Table with columns: Player, FG-FGA, 3-Ptr, FT-FTA, Rebounds, PF, TP, A TO Blk Stl, Min. Includes player stats for Joseph, Shequila, Manuel, Taylor, Sisk, Erika, Sessom, Shandricka, Lewis, Torri, Glover, Bree, Muhate, Cecilia, Muhammad, Madinah, Hart, Bretta, Alston, Alissa, Rodgers, Kate, Gibson, Shelby.

1st-FG %: 5-14 35.7% 2nd: 4-12 33.3% 3rd: 5-11 45.5% 4th: 5-15 33.3% Game: 19-52 36.5% Deadball Rebounds 6
3FG %: 1-1 100.0% 0-2 0.0% 0-4 0.0% 1-2 50.0% 2-9 22.2%
FT %: 0-0 0.0% 3-4 75.0% 3-8 37.5%

#5/5 South Carolina 65 • 16-1 (6-0 SEC)

Table with columns: Player, FG-FGA, 3-Ptr, FT-FTA, Rebounds, PF, TP, A TO Blk Stl, Min. Includes player stats for WILSON, A'ja, COATES, Alaina, DAVIS, Kaela, GRAY, Allisha, HARRIS, Tyasha, PATRICK, Victoria, CUEVAS-MOORE, Bianc, CLINEY, Doniyah, BRADSHAW, Araion, HERBERT HARRIGAN.

1st-FG %: 7-19 36.8% 2nd: 6-14 42.9% 3rd: 5-10 50.0% 4th: 5-14 35.7% Game: 23-57 40.4% Deadball Rebounds 3,1
3FG %: 0-0 0.0% 1-4 25.0% 0-1 0.0% 1-4 25.0% 2-9 22.2%
FT %: 6-6 100.0% 4-6 66.7%

Officials: Lisa Mattingly, Douglas Knight, Eric Koch
Technical fouls: Ole Miss-None. #5/5 South Carolina-None.
Attendance: 12518

Score by periods table with columns: 1st, 2nd, 3rd, 4th, Total. Shows Ole Miss 11, 11, 13, 11, 46 and #5/5 South Carolina 20, 17, 14, 14, 65.

Last FG - OM 4th-00:14, SC 4th-01:00.
Largest lead - OM by 2 1st-08:52, SC by 21 4th-00:29.
OM led for 00:59. SC led for 38:35. Game was tied for 00:16.

Points In Off 2nd Fast Bench table with columns: Points, In, Off, 2nd, Fast, Bench. Shows OM 30, SC 38, 22, 14, 6, 15.

Score tied - 2 times.
Lead changed - 2 times.



Official Basketball Box Score - Game Totals - Final Statistics
#4/4 Mississippi St. vs #5/5 South Carolina
01/23/17 7 p.m. at Columbia, S.C./Colonial Life Arena



#4/4 Mississippi St. 61 • 20-1 (6-1 SEC)

Table with columns: Player, FG-FGA, 3-Ptr, FT-FTA, Rebounds, PF, TP, A TO Blk Stl, Min. Includes player stats for Breanna Richardson, Chinwe Okorie, Dominique Dillingham, Morgan William, Victoria Vivians, Blair Schaefer, Ameshya Williams, Roshunda Johnson, Ketaara Chapel, Teaira McCowan, Zion Campbell.

1st-FG %: 7-22 31.8% 2nd: 9-13 69.2% 3rd: 5-17 29.4% 4th: 5-14 35.7% Game: 26-66 39.4% Deadball Rebounds 2
3FG %: 2-6 33.3% 1-1 100.0% 2-4 50.0% 1-5 20.0%
FT %: 0-0 0.0% 0-5 0.0% 1-1 100.0% 2-3 66.7%

#5/5 South Carolina 64 • 17-1 (7-0 SEC)

Table with columns: Player, FG-FGA, 3-Ptr, FT-FTA, Rebounds, PF, TP, A TO Blk Stl, Min. Includes player stats for WILSON, A'ja, COATES, Alaina, DAVIS, Kaela, GRAY, Allisha, HARRIS, Tyasha, CUEVAS-MOORE, Bianc, CLINEY, Doniyah, HERBERT HARRIGAN.

1st-FG %: 6-12 50.0% 2nd: 4-6 66.7% 3rd: 5-12 41.7% 4th: 5-12 41.7% Game: 20-42 47.6% Deadball Rebounds 5,1
3FG %: 0-4 0.0% 0-1 0.0% 3-5 60.0% 0-3 0.0%
FT %: 3-3 100.0% 5-7 71.4% 8-12 66.7% 5-6 83.3%

Officials: Dee Kantner, Tina Napier, Bryan Enterline
Technical fouls: #4/4 Mississippi St.-None. #5/5 South Carolina-None.
Attendance: 13210

Score by periods table with columns: 1st, 2nd, 3rd, 4th, Total. Shows #4/4 Mississippi St. 16, 19, 13, 13, 61 and #5/5 South Carolina 15, 13, 21, 15, 64.

Last FG - MS 4th-01:25, SC 4th-00:25.
Largest lead - MS by 9 2nd-00:24, SC by 4 3rd-05:38.
MS led for 21:56. SC led for 10:55. Game was tied for 07:09.

Points In Off 2nd Fast Bench table with columns: Points, In, Off, 2nd, Fast, Bench. Shows MS 32, SC 32, 12, 13, 4, 20.

Score tied - 8 times.
Lead changed - 5 times.



Official Basketball Box Score - Game Totals - Final Statistics
#5/4 South Carolina vs Georgia
1/26/17 7 p.m. ET at Athens, Ga. (Stegeman Coliseum)



#5/4 South Carolina 62 • 18-1, 8-0 SEC

Table with columns: Player, FG-FGA, 3-Ptr, FT-FTA, Rebounds, PF, TP, A TO Blk Stl, Min. Includes player stats for WILSON, A'ja, COATES, Alaina, DAVIS, Kaela, GRAY, Allisha, HARRIS, Tyasha, CUEVAS-MOORE, Bianc, CLINEY, Doniyah, BRADSHAW, Araion, HERBERT HARRIGAN.

1st-FG %: 5-16 31.3% 2nd: 3-16 18.8% 3rd: 3-11 27.3% 4th: 9-14 64.3% Game: 20-57 35.1% Deadball Rebounds 7
3FG %: 1-4 25.0% 0-5 0.0% 2-4 50.0% 2-3 66.7%
FT %: 0-0 0.0% 6-9 66.7% 5-14 35.7% 6-8 75.0%

Georgia 44 • 10-10, 2-5 SEC

Table with columns: Player, FG-FGA, 3-Ptr, FT-FTA, Rebounds, PF, TP, A TO Blk Stl, Min. Includes player stats for Calliya Robinson, Mackenzie Ingram, Shanea Armbrister, Pachis Roberts, Haley Clark, Stephanie Paul, Halle Washington, Simone Costa.

1st-FG %: 3-11 27.3% 2nd: 4-14 28.6% 3rd: 7-14 50.0% 4th: 6-15 40.0% Game: 20-54 37.0% Deadball Rebounds 0
3FG %: 0-1 0.0% 0-3 0.0% 0-2 0.0% 1-4 25.0%
FT %: 0-0 0.0% 1-1 100.0% 1-3 33.3% 1-4 25.0%

Officials: Bob Trammell, Kevin Pethel and Meadow Overstreet
Technical fouls: #5/4 South Carolina-None. Georgia-Mackenzie Ingram.
Attendance: 3540

Score by periods table with columns: 1st, 2nd, 3rd, 4th, Total. Shows #5/4 South Carolina 11, 12, 13, 26, 62 and Georgia 6, 9, 15, 14, 44.

Last FG - SC 4th-01:02, UGA 4th-00:44.
Largest lead - SC by 18 4th-00:25, UGA by 4 1st-07:44.
SC led for 31:01. UGA led for 04:21. Game was tied for 04:36.

Points In Off 2nd Fast Bench table with columns: Points, In, Off, 2nd, Fast, Bench. Shows SC 20, UGA 18, 13, 9, 6, 16.

Score tied - 2 times.
Lead changed - 1 time.



Official Basketball Box Score - Game Totals - Final Statistics
Tennessee vs #4/4 South Carolina
01/30/17 6 p.m. at Columbia, S.C./Colonial Life Arena



Tennessee 76 • 14-7 (5-3 SEC)

Table with columns: Player, FG-FGA, 3-Ptr, FT-FTA, Rebounds, PF, TP, A TO Blk Stl, Min. Includes player stats for Nured, Jaime, Russell, Mercedes, Reynolds, Jordan, Jackson, Meme, DeShields, Diamond, Nunn, Schaquilla, Middleton, Alexa.

1st-FG %: 8-15 53.3% 2nd: 9-16 56.3% 3rd: 3-15 20.0% 4th: 9-13 69.2% Game: 29-59 49.2% Deadball Rebounds 4,4
3FG %: 1-4 25.0% 1-2 50.0% 0-1 0.0% 1-1 100.0%
FT %: 3-6 50.0% 0-1 0.0% 7-8 87.5% 5-6 83.3%

#4/4 South Carolina 74 • 18-2 (8-1 SEC)

Table with columns: Player, FG-FGA, 3-Ptr, FT-FTA, Rebounds, PF, TP, A TO Blk Stl, Min. Includes player stats for WILSON, A'ja, COATES, Alaina, DAVIS, Kaela, GRAY, Allisha, HARRIS, Tyasha, CUEVAS-MOORE, Bianc, CLINEY, Doniyah, BRADSHAW, Araion, HERBERT HARRIGAN.

1st-FG %: 11-21 52.4% 2nd: 3-12 25.0% 3rd: 6-13 46.2% 4th: 8-15 53.3% Game: 28-61 45.9% Deadball Rebounds 1
3FG %: 1-3 33.3% 1-4 25.0% 1-3 33.3% 3-3 100.0%
FT %: 3-4 75.0% 3-4 75.0% 4-6 66.7%

Officials: Susan Blauch, Michael Price, Brian Garland
Technical fouls: Tennessee-None. #4/4 South Carolina-WILSON, A'ja.
Attendance: 13690

Score by periods table with columns: 1st, 2nd, 3rd, 4th, Total. Shows Tennessee 20, 19, 13, 24, 76 and #4/4 South Carolina 26, 10, 17, 21, 74.

Last FG - TN 4th-00:46, SC 4th-00:15.
Largest lead - TN by 11 4th-05:51, SC by 9 1st-01:42.
TN led for 14:20. SC led for 20:45. Game was tied for 04:54.

Points In Off 2nd Fast Bench table with columns: Points, In, Off, 2nd, Fast, Bench. Shows TN 38, SC 26, 12, 9, 18, 8.

Score tied - 9 times.
Lead changed - 15 times.



Official Basketball Box Score - Game Totals - Final Statistics #4/6 South Carolina vs #25/- Kentucky



#4/6 South Carolina 75 • 19-2, 9-1

Box score table for South Carolina vs Kentucky. Columns include Player, FG-FGA, 3-Ptr, FT-FTA, Rebounds, PF, TP, A TO Blk, Stl, Min. Totals: 28-56, 7-19, 12-15, 10 30 40, 18 75, 19 17 8 7 200.

1st-FG %: 7-17 41.2% 2nd: 8-15 53.3% 3rd: 6-11 54.5% 4th: 7-13 53.8% Game: 28-56 50.0% Deadball Rebounds 3

#25/- Kentucky 63 • 15-8, 6-4

Box score table for Kentucky vs South Carolina. Columns include Player, FG-FGA, 3-Ptr, FT-FTA, Rebounds, PF, TP, A TO Blk, Stl, Min. Totals: 21-62, 6-19, 15-20, 12 17 29, 15 63, 9 14 0 5 200.

1st-FG %: 7-16 43.8% 2nd: 2-15 13.3% 3rd: 5-16 31.3% 4th: 7-15 46.7% Game: 21-62 33.9% Deadball Rebounds 41

Officials: Lisa Mattingly, Jesse Dickerson, Roy Gulbeyan Technical fouls: #4/6 South Carolina-COATES, Alaina. #25/- Kentucky-None. Attendance: 5533

Score by periods table for South Carolina vs Kentucky. Columns: 1st, 2nd, 3rd, 4th, Total. Totals: 20, 22, 15, 18, 75.

Points in game table for South Carolina vs Kentucky. Columns: In, Off, 2nd, Fast, Bench. Totals: 34, 15, 11, 2, 10, 7.

Last FG - SC 4th-00:24, UK 4th-00:51. Largest lead - SC by 27 3rd-02:51, UK by 1 1st-08:44. SC led for 36:22. UK led for 01:17. Game was tied for 02:21.

Score tied - 4 times. Lead changed - 4 times.



Official Basketball Box Score - Game Totals - Final Statistics #4/6 South Carolina vs Arkansas



#4/6 South Carolina 79 • 20-2, 10-1 SEC

Box score table for South Carolina vs Arkansas. Columns include Player, FG-FGA, 3-Ptr, FT-FTA, Rebounds, PF, TP, A TO Blk, Stl, Min. Totals: 28-58, 5-14, 18-20, 16 30 46, 13 79, 17 12 4 10 200.

1st-FG %: 8-16 50.0% 2nd: 9-17 52.9% 3rd: 6-11 54.5% 4th: 5-14 35.7% Game: 28-58 48.3% Deadball Rebounds 11

Arkansas 49 • 13-10, 2-8 SEC

Box score table for Arkansas vs South Carolina. Columns include Player, FG-FGA, 3-Ptr, FT-FTA, Rebounds, PF, TP, A TO Blk, Stl, Min. Totals: 18-65, 6-29, 7-8, 15 15 30, 17 49, 10 13 1 4 200.

1st-FG %: 4-18 22.2% 2nd: 7-19 36.8% 3rd: 2-12 16.7% 4th: 5-16 31.3% Game: 18-65 27.7% Deadball Rebounds 2

Officials: Cameron Inouye, Douglas Knight, Laura C Morris Technical fouls: #4/6 South Carolina-None. Arkansas-None. Attendance: 1650

Score by periods table for Arkansas vs South Carolina. Columns: 1st, 2nd, 3rd, 4th, Total. Totals: 21, 22, 23, 13, 79.

Points in game table for Arkansas vs South Carolina. Columns: In, Off, 2nd, Fast, Bench. Totals: 18, 15, 15, 2, 9, 19, 31.

Last FG - SC 4th-00:43, AR 4th-02:59. Largest lead - SC by 33 4th-07:53, AR None. SC led for 38:35. AR led for 00:00. Game was tied for 01:25.

Score tied - 0 times. Lead changed - 0 times.



Official Basketball Box Score - Game Totals - Final Statistics Auburn vs #6/6 South Carolina



Auburn 41 • 15-10 (5-6 SEC)

Box score table for Auburn vs South Carolina. Columns include Player, FG-FGA, 3-Ptr, FT-FTA, Rebounds, PF, TP, A TO Blk, Stl, Min. Totals: 14-47, 7-18, 6-8, 10 11 21, 11 41, 10 10 3 8 200.

1st-FG %: 4-16 25.0% 2nd: 2-12 16.7% 3rd: 3-12 25.0% 4th: 5-7 71.4% Game: 14-47 29.8% Deadball Rebounds 2

#6/6 South Carolina 60 • 21-2 (11-1 SEC)

Box score table for South Carolina vs Auburn. Columns include Player, FG-FGA, 3-Ptr, FT-FTA, Rebounds, PF, TP, A TO Blk, Stl, Min. Totals: 25-44, 5-14, 5-8, 10 20 30, 10 60, 18 14 7 3 200.

1st-FG %: 6-11 54.5% 2nd: 7-12 58.3% 3rd: 8-13 61.5% 4th: 4-8 50.0% Game: 25-44 56.8% Deadball Rebounds 1,3

Officials: Dee Kantner, Gina Cross, Frank Steratore Technical fouls: Auburn-None. #6/6 South Carolina-None. Attendance: 13360

Score by periods table for Auburn vs South Carolina. Columns: 1st, 2nd, 3rd, 4th, Total. Totals: 9, 7, 9, 16, 41.

Points in game table for Auburn vs South Carolina. Columns: In, Off, 2nd, Fast, Bench. Totals: 34, 12, 14, 4, 4.

Last FG - AU 4th-02:13, SC 4th-02:44. Largest lead - AU None, SC by 25 3rd-03:28. AU led for 00:00. SC led for 38:51. Game was tied for 01:09.

Score tied - 1 time. Lead changed - 0 times.



Official Basketball Box Score - Game Totals - Final Statistics #6/6 South Carolina vs #1/1 UConn



#6/6 South Carolina 55 • 21-3

Box score table for South Carolina vs UConn. Columns include Player, FG-FGA, 3-Ptr, FT-FTA, Rebounds, PF, TP, A TO Blk, Stl, Min. Totals: 20-57, 6-21, 9-14, 15 21 36, 18 55, 11 17 5 6 200.

1st-FG %: 6-12 50.0% 2nd: 5-11 45.5% 3rd: 4-16 25.0% 4th: 5-18 27.8% Game: 20-57 35.1% Deadball Rebounds 5

#1/1 UConn 66 • 25-0

Box score table for UConn vs South Carolina. Columns include Player, FG-FGA, 3-Ptr, FT-FTA, Rebounds, PF, TP, A TO Blk, Stl, Min. Totals: 26-63, 4-17, 10-10, 16 22 38, 17 66, 20 12 2 8 200.

1st-FG %: 8-18 44.4% 2nd: 7-16 43.8% 3rd: 7-17 41.2% 4th: 4-12 33.3% Game: 26-63 41.3% Deadball Rebounds 0

Officials: Joseph Vaszily, Scott Yarbrough, Rachelle Jones Technical fouls: #6/6 South Carolina-None. #1/1 UConn-None. Attendance: 10167

Score by periods table for UConn vs South Carolina. Columns: 1st, 2nd, 3rd, 4th, Total. Totals: 16, 13, 10, 16, 55.

Points in game table for UConn vs South Carolina. Columns: In, Off, 2nd, Fast, Bench. Totals: 26, 15, 12, 2, 11, 7.

Last FG - SC 4th-00:18, UCONN 4th-02:15. Largest lead - SC by 3 2nd-05:42, UCONN by 16 4th-04:22. SC led for 05:11. UCONN led for 30:43. Game was tied for 04:06.

Score tied - 5 times. Lead changed - 6 times.



Official Basketball Box Score - Game Totals - Final Statistics
Vanderbilt vs #6/5 South Carolina
02/16/17 7 p.m. at Columbia, S.C./Colonial Life Arena



Vanderbilt 51 • 12-14 (2-11 SEC)

Box score table for Vanderbilt vs South Carolina. Columns include Player, FG-FGA, 3-Ptr, FT-FTA, Rebounds, PF, TP, A TO Blk Stl, Min. Totals: 12-53, 4-18, 23-28, 15 26 41, 28 51, 7 20 1 2 200.

Summary statistics for Vanderbilt vs South Carolina. 1st FG %: 2-10 20.0%, 2nd: 4-12 33.3%, 3rd: 5-15 33.3%, 4th: 1-16 6.3%, Game: 12-53 22.6%, Deadball Rebounds: 5,2.

#6/5 South Carolina 82 • 22-3 (12-1 SEC)

Box score table for South Carolina vs Vanderbilt. Columns include Player, FG-FGA, 3-Ptr, FT-FTA, Rebounds, PF, TP, A TO Blk Stl, Min. Totals: 32-67, 3-18, 15-31, 12 25 37, 19 82, 19 5 7 12 200.

Summary statistics for South Carolina vs Vanderbilt. 1st FG %: 10-21 47.6%, 2nd: 9-17 52.9%, 3rd: 6-14 42.9%, 4th: 7-15 46.7%, Game: 32-67 47.8%, Deadball Rebounds: 11,1.

Officials: Cameron Inouye, William L. Smith, Douglas Knight
Technical fouls: Vanderbilt-None. #6/5 South Carolina-None.
Attendance: 13089

Score by periods table for Vanderbilt vs South Carolina. 1st: 6, 2nd: 20, 3rd: 16, 4th: 9, Total: 51.

Points in game table for Vanderbilt vs South Carolina. In: 10, Off: 7, 2nd: 18, Fast: 6, Bench: 26.

Last FG - VANDY 4th-03:58, SC 4th-02:24.
Largest lead - VANDY None, SC by 33 4th-04:20.
VANDY led for 00:00. SC led for 38:50. Game was tied for 01:10.

Score tied - 0 times.
Lead changed - 0 times.



Official Basketball Box Score - Game Totals - Final Statistics
#6/5 South Carolina vs Mizzou
02/19/17 2 p.m. at Mizzou Arena



#6/5 South Carolina 60 • 22-4, 12-2

Box score table for South Carolina vs Mizzou. Columns include Player, FG-FGA, 3-Ptr, FT-FTA, Rebounds, PF, TP, A TO Blk Stl, Min. Totals: 21-51, 3-18, 15-22, 8 26 34, 19 60, 9 14 3 12 200.

Summary statistics for South Carolina vs Mizzou. 1st FG %: 5-14 35.7%, 2nd: 4-12 33.3%, 3rd: 8-13 61.5%, 4th: 4-12 33.3%, Game: 21-51 41.2%, Deadball Rebounds: 3,1.

Mizzou 62 • 19-9, 9-5

Box score table for Mizzou vs South Carolina. Columns include Player, FG-FGA, 3-Ptr, FT-FTA, Rebounds, PF, TP, A TO Blk Stl, Min. Totals: 24-49, 6-18, 8-11, 8 26 34, 23 62, 10 21 1 6 200.

Summary statistics for Mizzou vs South Carolina. 1st FG %: 6-15 40.0%, 2nd: 4-9 44.4%, 3rd: 8-14 57.1%, 4th: 6-11 54.5%, Game: 24-49 49.0%, Deadball Rebounds: 1.

Officials: Bryan Enterline, Metta Roberts, Luis Gonzalez
Technical fouls: #6/5 South Carolina-None. Mizzou-None.
Attendance: 5789

Score by periods table for Mizzou vs South Carolina. 1st: 10, 2nd: 20, 3rd: 18, 4th: 12, Total: 60.

Points in game table for Mizzou vs South Carolina. In: 15, Off: 11, 2nd: 18, Fast: 4, Bench: 8.

Last FG - SC 4th-01:24, MU 4th-00:01.
Largest lead - SC by 10 3rd-06:06, MU by 5 1st-00:09.
SC led for 17:47. MU led for 15:20. Game was tied for 06:53.

Score tied - 13 times.
Lead changed - 14 times.



Official Basketball Box Score - Game Totals - Final Statistics
#7/7 South Carolina vs Texas A&M
02/23/17 8 p.m. at College Station, Texas (Reed Arena)



#7/7 South Carolina 80 • 23-4, 13-2 SEC

Box score table for South Carolina vs Texas A&M. Columns include Player, FG-FGA, 3-Ptr, FT-FTA, Rebounds, PF, TP, A TO Blk Stl, Min. Totals: 31-62, 3-11, 15-16, 10 28 38, 15 80, 15 11 5 13 200.

Summary statistics for South Carolina vs Texas A&M. 1st FG %: 8-15 53.3%, 2nd: 11-16 68.8%, 3rd: 6-17 35.3%, 4th: 6-14 42.9%, Game: 31-62 50.0%, Deadball Rebounds: 1.

Texas A&M 64 • 19-9, 9-6 SEC

Box score table for Texas A&M vs South Carolina. Columns include Player, FG-FGA, 3-Ptr, FT-FTA, Rebounds, PF, TP, A TO Blk Stl, Min. Totals: 24-59, 5-11, 11-17, 12 21 33, 14 64, 17 15 2 2 200.

Summary statistics for Texas A&M vs South Carolina. 1st FG %: 7-17 41.2%, 2nd: 7-14 50.0%, 3rd: 3-14 21.4%, 4th: 7-14 50.0%, Game: 24-59 40.7%, Deadball Rebounds: 1.

Officials: Dee Kantner, Mark Zentz, Eric
Technical fouls: #7/7 South Carolina-None. Texas A&M-None.
Attendance: 6402

Score by periods table for Texas A&M vs South Carolina. 1st: 19, 2nd: 22, 3rd: 19, 4th: 20, Total: 80.

Points in game table for Texas A&M vs South Carolina. In: 18, Off: 22, 2nd: 17, Fast: 17, Bench: 1.

Last FG - SC 4th-01:52, TAMU 4th-00:41.
Largest lead - SC by 20 4th-05:52, TAMU by 3 1st-04:51.
SC led for 30:24. TAMU led for 07:46. Game was tied for 01:50.

Score tied - 5 times.
Lead changed - 12 times.



Official Basketball Box Score - Game Totals - Final Statistics
#22/- Kentucky vs #7/7 South Carolina
02/26/17 2 p.m. at Columbia, S.C./Colonial Life Arena



#22/- Kentucky 87 • 20-9 (11-5 SEC)

Box score table for Kentucky vs South Carolina. Columns include Player, FG-FGA, 3-Ptr, FT-FTA, Rebounds, PF, TP, A TO Blk Stl, Min. Totals: 30-67, 9-26, 18-21, 11 28 29, 26 87, 12 9 1 5 200.

Summary statistics for Kentucky vs South Carolina. 1st FG %: 6-14 42.9%, 2nd: 8-17 47.1%, 3rd: 5-15 33.3%, 4th: 11-21 52.4%, Game: 30-67 44.8%, Deadball Rebounds: 1,1.

#7/7 South Carolina 95 • 24-4 (14-2 SEC)

Box score table for South Carolina vs Kentucky. Columns include Player, FG-FGA, 3-Ptr, FT-FTA, Rebounds, PF, TP, A TO Blk Stl, Min. Totals: 34-55, 2-7, 25-34, 6 25 31, 19 95, 19 9 4 4 200.

Summary statistics for South Carolina vs Kentucky. 1st FG %: 11-19 57.9%, 2nd: 8-13 61.5%, 3rd: 5-9 55.6%, 4th: 10-14 71.4%, Game: 34-55 61.8%, Deadball Rebounds: 5,3.

Officials: Susan Blauch, Michael McConnell, Carla Fountain
Technical fouls: #22/- Kentucky-None. #7/7 South Carolina-None.
Attendance: 18000

Score by periods table for South Carolina vs Kentucky. 1st: 17, 2nd: 23, 3rd: 15, 4th: 32, Total: 87.

Points in game table for South Carolina vs Kentucky. In: 25, Off: 23, 2nd: 17, Fast: 32, Bench: 21.

Last FG - UK 4th-00:11, SC 4th-01:31.
Largest lead - UK None, SC by 14 2nd-05:58.
UK led for 00:00. SC led for 39:14. Game was tied for 00:37.

Score tied - 1 time.
Lead changed - 0 times.



Official Basketball Box Score - Game Totals - Final Statistics
Georgia vs #5/5 South Carolina
03/03/17 12 noon at Bon Secours Wellness Arena-Greenville, SC



Georgia 48 • 16-15

Table with columns: Player, Total, 3-Ptr, Rebounds, PF, TP, A TO Blk Stl, Min. Rows include Stephanie Paul, Caliya Robinson, Mackenzie Ingram, Pachis Roberts, Haley Clark, Shanea Armbrister, Halle Washington, Simone Costa, Team, and Totals.

Summary statistics table with columns: 1st, 2nd, 3rd, 4th, Game, Deadball Rebounds. Includes FG%, 3FG%, FT%, and other metrics.

#5/5 South Carolina 72 • 25-4

Table with columns: Player, Total, 3-Ptr, Rebounds, PF, TP, A TO Blk Stl, Min. Rows include HERBERT HARRIGAN, WILSON, A'ja, DAVIS, Kaela, GRAY, Allisha, HARRIS, Tyasha, PATRICK, Victoria, CUEVAS-MOORE, Bianca, CLINEY, Doniyah, BRADSHAW, Araion, DAVIS, Tiffany, Team, and Totals.

Summary statistics table for South Carolina with columns: 1st, 2nd, 3rd, 4th, Game, Deadball Rebounds.

Officials: Beverly Roberts, Eric Brewton, Eric Koch, A-E. Sidlasky
Technical fouls: Georgia-None. #5/5 South Carolina-None.
Attendance: 5702

Score by periods table with columns: 1st, 2nd, 3rd, 4th, Total. Rows for Georgia and #5/5 South Carolina.

Last FG - UGA 4th-00:28, SC 4th-03:11.
Largest lead - UGA by 3 1st-08:37, SC by 34 3rd-03:43.
UGA led for 02:11. SC led for 35:24. Game was tied for 02:20.

Points in Paint, Turnovers, 2nd Chance, Fast Break, Bench. Rows for UGA and SC.

Score tied - 2 times.
Lead changed - 1 time.



Official Basketball Box Score - Game Totals - Final Statistics
#20/24 Kentucky vs #5/5 South Carolina
03/04/17 5:00 pm at Bon Secours Wellness Arena-Greenville, SC



#20/24 Kentucky 77 • 21-10

Table with columns: Player, Total, 3-Ptr, Rebounds, PF, TP, A TO Blk Stl, Min. Rows include Akhator, Evelyn, Rice, Alyssa, Morris, Maci, Cann, Makenzia, Epps, Makayla, Hardin, Jessica, Roper, Jaida, Team, and Totals.

Summary statistics table for Kentucky with columns: 1st, 2nd, 3rd, 4th, Game, Deadball Rebounds.

#5/5 South Carolina 89 • 26-4

Table with columns: Player, Total, 3-Ptr, Rebounds, PF, TP, A TO Blk Stl, Min. Rows include HERBERT HARRIGAN, WILSON, A'ja, DAVIS, Kaela, GRAY, Allisha, HARRIS, Tyasha, PATRICK, Victoria, CUEVAS-MOORE, Bianca, CLINEY, Doniyah, BRADSHAW, Araion, DAVIS, Tiffany, COATES, Alaina, Team, and Totals.

Summary statistics table for South Carolina with columns: 1st, 2nd, 3rd, 4th, Game, Deadball Rebounds.

Officials: Lisa Mattingly, Bob Trammell, Brian Garland, A-E. Brewton
Technical fouls: #20/24 Kentucky-None. #5/5 South Carolina-None.
Attendance: 7554

Score by periods table with columns: 1st, 2nd, 3rd, 4th, Total. Rows for #20/24 Kentucky and #5/5 South Carolina.

Last FG - KY 4th-00:50, SC 4th-02:05.
Largest lead - KY None, SC by 14 3rd-07:58.
KY led for 00:00. SC led for 39:29. Game was tied for 00:16.

Points in Paint, Turnovers, 2nd Chance, Fast Break, Bench. Rows for KY and SC.

Score tied - 0 times.
Lead changed - 0 times.



Official Basketball Box Score - Game Totals - Final Statistics
#6/7 Mississippi State vs #5/5 South Carolina
03/05/17 3:02 pm at Bon Secours Wellness Arena-Greenville, SC



#6/7 Mississippi State 49 • 29-4

Table with columns: Player, Total, 3-Ptr, Rebounds, PF, TP, A TO Blk Stl, Min. Rows include Richardson, Breanna, Okorie, Chinwe, Dillingham, Dominique, William, Morgan, Vivians, Victoria, Schaefer, Blair, Holmes, Jazzmun, Johnson, Roshunda, Chapel, Ketara, McCowan, Teaira, Team, and Totals.

Summary statistics table for Mississippi State with columns: 1st, 2nd, 3rd, 4th, Game, Deadball Rebounds.

#5/5 South Carolina 59 • 27-4

Table with columns: Player, Total, 3-Ptr, Rebounds, PF, TP, A TO Blk Stl, Min. Rows include WILSON, A'ja, CUEVAS-MOORE, Bianca, DAVIS, Kaela, GRAY, Allisha, HARRIS, Tyasha, CLINEY, Doniyah, HERBERT HARRIGAN, Team, and Totals.

Summary statistics table for South Carolina with columns: 1st, 2nd, 3rd, 4th, Game, Deadball Rebounds.

Officials: Dee Kantner, Mark Zentz, Felicia Grinter, A-Sue Blau
Technical fouls: #6/7 Mississippi State-None. #5/5 South Carolina-None.
Attendance: 7715

Score by periods table with columns: 1st, 2nd, 3rd, 4th, Total. Rows for #6/7 Mississippi State and #5/5 South Carolina.

Last FG - MST 4th-04:42, SC 4th-00:54.
Largest lead - MST by 5 3rd-01:28, SC by 10 4th-00:35.
MST led for 05:31. SC led for 32:17. Game was tied for 02:12.

Points in Paint, Turnovers, 2nd Chance, Fast Break, Bench. Rows for MST and SC.

Score tied - 3 times.
Lead changed - 10 times.



Official Basketball Box Score - Game Totals - Final Statistics
UNC Asheville vs #3/4 South Carolina
03/17/17 5 p.m. ET at Columbia, S.C. (Colonial Life Arena)



UNC Asheville 40 • 19-15

Table with columns: Player, Total, 3-Ptr, Rebounds, PF, TP, A TO Blk Stl, Min. Rows include SCOTT, Zip, WEAVER, KJ, FITZGERALD, Bronza, MAJOR, Chatori, WEBB, Khaila, TONEY, Alexis, DENGOKL, Sonora, TRANI, Ali, Team, and Totals.

Summary statistics table for UNC Asheville with columns: 1st, 2nd, 3rd, 4th, Game, Deadball Rebounds.

#3/4 South Carolina 90 • 28-4

Table with columns: Player, Total, 3-Ptr, Rebounds, PF, TP, A TO Blk Stl, Min. Rows include WILSON, A'ja, CUEVAS-MOORE, Bianca, DAVIS, Kaela, GRAY, Allisha, HARRIS, Tyasha, PATRICK, Victoria, CLINEY, Doniyah, BRADSHAW, Araion, DAVIS, Tiffany, HERBERT HARRIGAN, Team, and Totals.

Summary statistics table for South Carolina with columns: 1st, 2nd, 3rd, 4th, Game, Deadball Rebounds.

Officials: Lisa Mattingly, Benny Lua, Barbara Smith
Technical fouls: UNC Asheville-None. #3/4 South Carolina-None.
Attendance: 8215
2017 NCAA Women's Basketball Tournament - Columbia Regional First Round

Score by periods table with columns: 1st, 2nd, 3rd, 4th, Total. Rows for UNC Asheville and #3/4 South Carolina.

Last FG - UNCA 4th-01:33, SC 4th-00:35.
Largest lead - UNCA by 4 1st-08:58, SC by 50 4th-01:43.
UNCA led for 01:43. SC led for 36:14. Game was tied for 02:03.

Points in Paint, Turnovers, 2nd Chance, Fast Break, Bench. Rows for UNCA and SC.

Score tied - 4 times.
Lead changed - 3 times.



Dawn Staley

Head Coach

9th Season at South Carolina Virginia, 1992

When three-time Olympic gold medalist Dawn Staley took the reins of the University of South Carolina women's basketball program on May 10, 2008, the Gamecocks' stature immediately rose not just in the Southeastern Conference but on the national stage as well. Building on a foundation of hard work, defensive effort and a "team first" mentality, South Carolina began to realize those expectations in 2011-12, and the program has continued to thrive as one of seven in the nation to be ranked in every Associated Press Top 25 poll since the start of the 2013-14 season. The Gamecocks boast six straight 25-win seasons, which include four SEC regular-season championships (2014, 2015, 2016, 2017), three SEC Tournament titles (2015, 2016, 2017), two NCAA Final Four appearances (2015, 2017) and four other Sweet 16 seasons (2012, 2014, 2016, 2017), the program's first ever No. 1 national ranking and a school-record 34 wins in 2014-15. Staley's success has united every demographic in the state of South Carolina as the Gamecocks' fan base tripled over a span of three seasons, and twice led the nation in home attendance (2014-15, 2015-16).

While her coaching career is blossoming, Staley is still recognized for her body of work as a one of the most decorated participants in United States women's basketball history. The Naismith Memorial Basketball Hall of Fame solidified her legacy with her enshrinement as part of the Class of 2013. The Phoenix Club of Philadelphia established the Dawn Staley Award recognizing the nation's top guard in women's Division I basketball in 2013 as well. Staley was inducted into the Women's Basketball Hall of Fame as part of the Class of 2012 and was one of the final nominees for induction to the U.S. Olympic Hall of Fame the same year. In the summer of 2011, the WNBA recognized her as one of the league's "Top 15," honoring the most influential players in the league's history.

Now in her 17th season as a head coach, Staley has amassed a 391-160 (.710) record, including her 219-80 (.732) slate in her ninth season at South Carolina. She has led her teams to eight 25-win seasons, a total of 13 postseason appearances (two WNIT) and 69 weeks in the Associated Press top 10, including 12 in the No. 1 spot. Also a force in USA Basketball, she was named the U.S. Women's National Team head coach for 2017-20. Already Staley has been the head coach of three gold medal teams – 2015 FIBA U19 World Championships, 2014 FIBA U18 Americas Championship, 2007 Pan Am Games – and served as an assistant on the Senior National Team 2006-08 and again from 2014 to present, helping the team to gold medals in the 2014 FIBA World Championship and the 2008 and 2016 Olympic Games.

In her ninth season at the helm of the Gamecocks, Staley has been named National Coach of the Year (2014, Basketball Times), a Naismith National Coach of the Year Finalist (2014, 2015, 2016), SEC Coach of the Year (2014, Coaches and AP; 2015, Coaches; 2016, Coaches and AP) and BCA Female Coach of the Year (2012). She became the fastest coach to 200 wins in program history, needing just 277 games at South Carolina to reach the plateau.

Under Staley's leadership, four Gamecocks have collected eight All-America selections, two have picked up four SEC Player of the Year honors, two have earned SEC Defensive Player of the Year recognition, one has been the SEC 6th Player of the Year and three were named SEC Freshman of the Year. She has coached 10 Gamecocks who earned All-SEC honors a combined 21 times, including 11 first-team selections, and two Gamecocks have been selected in the WNBA Draft in the last two seasons, including 2016 selection Tiffany Mitchell who became the third first-round selection for South Carolina and went on to earn WNBA All-Rookie Team honors.

Coaching Highlights

College

- 12 NCAA Tournament Appearances (6 at South Carolina)
- 12 20-Win Seasons (6 at South Carolina)
- 5 Regular-Season Conference Titles (SEC 2014, 2015, 2016, 2017; A-10 2008)
- 7 Conference Tournament Titles (SEC 2015, 2016, 2017; A-10 2002, 2004, 2005, 2006)
- 3-time Naismith National Coach of the Year Finalist (2014, 2015, 2016)
- Basketball Times National Coach of the Year (2014)
- 4-time WBCA Region Coach of the Year (Region 3 2014, 2015, 2016; Region 1 2005)
- Five-time Conference Coach of the Year (SEC 2014, 2015, 2016; A-10 2004, 2005)

USA Basketball

- Senior National Team Head Coach (2017-20)
- Senior National Team Asst. Coach (2006-08, 2014-16) – Rio Olympics gold medal (2016), FIBA World Championship gold medal (2014), Beijing Olympics gold medal (2008), FIBA Americas Championship gold medal (2007), FIBA World Championship bronze medal (2006)
- U19 National Team Head Coach – FIBA U19 World Championship gold medal (2015)
- U18 National Team Head Coach – FIBA U18 Americas Championship gold medal (2014)
- Pan Am Games Head Coach – Gold medal (2007)

Playing Highlights

U.S. Professional – 11 seasons

- Five-time WNBA All-Star (2001, 2002, 2003, 2005, 2006)
- Two-time ABL All-Star (1997, 1998)
- WNBA All-Decade Team

USA Basketball

- Olympic gold medalist (1996, 2000, 2004)
- Flag bearer for U.S. in Olympic Games Opening Ceremony (2004)
- Two-time USA Basketball Female Athlete of the Year (1994, 2004)

College – Virginia (1989-92)

- Kodak All-America (1990, 1991, 1992)
- Honda-Broderick Cup Award for Collegiate Female Athlete of the Year (1991)
- Two-time ACC Player of the Year (1991, 1992)
- NCAA Tournament MOP (1991)

Other Notables

- Naismith Memorial Basketball Hall of Fame, Class of 2013
- Order of the Palmetto Recipient (2013)
- Women's Basketball Hall of Fame, Class of 2012

Year-by-Year Coaching Record

Year	School	Record	Conf. Rec.	Conf. Finish	Postseason
2000-01	Temple	19-11	11-5	2nd East	WNIT
2001-02	Temple	20-11	12-4	2nd East	A-10 Tourn. Champ./NCAA 1st Round
2002-03	Temple	14-15	9-7	2nd East	
2003-04	Temple	21-10	14-2	1st East	A-10 Tourn. Champ./NCAA 1st Round
2004-05	Temple	28-4	16-0	1st East*	A-10 Tourn. Champ./NCAA 2nd Round
2005-06	Temple	24-8	12-4	3rd	A-10 Tourn. Champ./NCAA 1st Round
2006-07	Temple	25-8	13-1	2nd	NCAA 2nd Round
2007-08	Temple	21-13	12-2	T-1st	NCAA 1st Round
2008-09	South Carolina	10-18	2-12	11th	
2009-10	South Carolina	14-15	7-9	T-7th	
2010-11	South Carolina	18-15	8-8	T-5th	WNIT 2nd Round
2011-12	South Carolina	25-10	10-6	T-4th	NCAA Sweet 16
2012-13	South Carolina	25-8	11-5	T-4th	NCAA 2nd Round
2013-14	South Carolina	29-5	14-2	1st	NCAA Sweet 16
2014-15	South Carolina	34-3	15-1	T-1st	SEC Tourn. Champ./NCAA Final Four
2015-16	South Carolina	33-2	16-0	1st	SEC Tourn. Champ./NCAA Sweet 16
2016-17	South Carolina	30-4	14-2	1st	SEC Tourn. Champ.
Career	17th season	391-160	196-70		
At SC	9th season	219-80	97-45		



ARAION BRADSHAW

#12

5-6 • Fr. • G • Boston, Mass. • Tabor Academy
Major: Civil Engineering

This Season's Highlights

- Played in 23 games, including 11 SEC contests
- Effective distributing the ball late against Quinnipiac (Mar. 25) in the NCAA Sweet 16, tallying a career-high five assists over the final 14 minutes of the contest
- Grabbed career-high three rebounds at Arkansas (Feb. 5), all in six fourth-quarter minutes
- Started the second half at Georgia (Jan. 26), connecting on a 3-pointer to open the Gamecocks' scoring in the third quarter and stretch the lead to nine
- Matched her season high with 15 minutes at Savannah State (Dec. 21)

Prior to South Carolina

- Ranked as the No. 32 recruit overall and No. 10 guard in the Class of 2016
- Helped high school to back-to-back finals in the NEPSAC Class A Tournament
- Earned NEPSAC Class A East All-Star honors as a senior

Career Highs

Pts 3, 4x, last at Georgia, 1/26/17
Rebs..... 3, 3x, last vs. Quinnipiac, 3/25/17
3FGs..... 1, 3x, last at Georgia, 1/26/17
Stls..... 2 vs. Hampton, 11/20/16
Assts 5 vs. Quinnipiac, 3/25/17
Min. 15, 2x, last at Savannah St., 12/21/16

SEC Career Highs

Pts 3, 2x, last at Georgia, 1/26/17
Rebs..... 3, 2x, last at Arkansas, 2/5/17
3FGs..... 1, 2x, last at Georgia, 1/26/17
Stls..... 1 vs. Ole Miss, 1/19/17
Assts 2 vs. Alabama, 1/1/17
Min...... 10 vs. Auburn, 2/9/17

NCAA Career Highs

Pts 1 vs. UNC Asheville, 3/17/17
Rebs..... 3 vs. Quinnipiac, 3/25/17
3FGs.....
Stls..... 1 vs. UNC Asheville, 3/17/17
Assts 5 vs. Quinnipiac, 3/25/17
Min...... 14 vs. Quinnipiac, 3/25/17

#12 BRADSHAW, Araion

Opponent	Date	gs	min	Total		3-Pointers		Free throws		Rebounds			pf	a	t/o	blk	stl	pts	avg	
				fg-fga	pct	3fg-fga	pct	ft-fa	pct	off	def	tot								avg
at #7/6 Ohio State	11/14/16	1	0-0	.000	0-0	.000	0-0	.000	0	0	0	0.0	0	0	0	0	0	0	0.0	
HAMPTON	11/20/16	10	0-0	.000	0-0	.000	0-0	.000	0	1	1	0.5	1	1	0	0	2	0	0.0	
MAINE	11/21/16	9	0-1	.000	0-0	.000	0-0	.000	0	0	0	0.3	1	1	1	0	0	0	0.0	
SAINT PETER'S	11/22/16	15	1-1	1.000	1-1	1.000	0-0	.000	0	0	0	0.3	0	1	1	0	0	3	0.8	
vs #4/4 Louisville	11/27/16	4	0-1	.000	0-0	.000	0-0	.000	0	0	0	0.2	0	0	0	0	0	0	0.6	
MINNESOTA	12/11/16	12	1-3	.333	1-2	.500	0-0	.000	1	1	2	0.5	2	2	2	0	1	3	1.0	
CLEMSON	12/15/16	9	0-0	.000	0-0	.000	0-0	.000	1	0	1	0.6	1	1	0	0	0	0	0.9	
at Savannah State	12/21/16	15	1-4	.250	0-2	.000	0-0	.000	0	1	1	0.6	2	1	0	0	1	2	1.0	
ALABAMA	01/01/17	6	0-2	.000	0-1	.000	1-2	.500	1	2	3	0.9	1	2	1	0	0	1	1.0	
at Florida	01/08/17	3	0-0	.000	0-0	.000	0-0	.000	0	0	0	0.8	1	0	0	0	0	0	0.9	
at LSU	01/15/17	4	1-1	1.000	1-1	1.000	0-0	.000	0	1	1	0.8	2	0	2	0	0	3	1.1	
OLE MISS	01/19/17	2	0-0	.000	0-0	.000	2-2	1.000	0	0	0	0.8	1	0	0	0	1	2	1.2	
at Georgia	01/26/17	7	1-2	.500	1-2	.500	0-0	.000	0	0	0	0.7	0	1	0	0	0	3	1.3	
TENNESSEE	01/30/17	2	0-0	.000	0-0	.000	0-0	.000	0	0	0	0.6	0	0	0	0	0	0	1.2	
at #25/- Kentucky	02/02/17	3	0-0	.000	0-0	.000	0-0	.000	0	0	0	0.6	1	0	1	0	0	0	1.1	
at Arkansas	02/05/17	7	0-2	.000	0-0	.000	0-0	.000	1	2	3	0.8	0	1	1	0	0	0	1.1	
AUBURN	02/09/17	10	0-2	.000	0-1	.000	0-0	.000	0	1	1	0.8	0	0	0	0	0	0	1.0	
VANDERBILT	02/16/17	6	0-0	.000	0-0	.000	1-2	.500	0	0	0	0.7	1	1	0	0	0	1	1.0	
at Texas A&M	02/23/17	2	0-0	.000	0-0	.000	2-2	1.000	0	1	1	0.7	1	0	0	0	0	2	1.1	
vs Georgia	03/03/17	5	0-0	.000	0-0	.000	0-0	.000	0	1	1	0.8	0	0	0	0	0	0	1.0	
vs #20/24 Kentucky	03/04/17	0	0-0	.000	0-0	.000	0-0	.000	0	0	0	0.7	0	0	0	0	0	0	1.0	
UNC ASHEVILLE	03/17/17	11	0-0	.000	0-0	.000	1-2	.500	0	1	1	0.7	2	1	1	0	1	1	1.0	
Totals		0	143	5-19	.263	4-10	.400	7-10	.700	4	12	16	0.7	17	13	10	0	6	21	1.0

Games played: 22
 Minutes/game: 6.5
 Points/game: 1.0
 FG Pct: 26.3
 3FG Pct: 40.0
 FT Pct: 70.0

Rebounds/game: 0.7
 Assists/game: 0.6
 Turnovers/game: 0.5
 Assist/turnover ratio: 1.3
 Steals/game: 0.3

Career NCAA Tournament Game-by-Game

Date	Opponent	GS	MIN	FG-A	3FG-A	FT-A	Reb	PF	A	TO	B	S	TP
3/17/17	UNC Asheville	11	0-0	0-0	1-2	1	2	1	1	0	1	1	1
3/19/17	Arizona State					— DNP —							
3/25/17	Quinnipiac	14	0-1	0-0	0-0	3	0	5	0	0	0	0	0
3/27/17	#10/13 Florida St.					— DNP —							
Totals		0	25	0-1	0-0	1-2	4	2	6	1	0	1	1
			12.5	.000	—	.500	2.0	3.0					0.5

Career Stats at South Carolina

Year	GP	GS	Min	Avg	FG	FGA	Pct	3FG	FGA	Pct	FT	FTA	Pct	Off	Def	Tot	Avg	PF	FO	A	TO	Blk	Stl	Pts	Avg
2016-17	23	0	157	6.8	5	20	.250	4	10	.400	7	10	.700	4	15	19	0.8	17	0	18	10	0	6	21	0.9



DONIYAH CLINCY

#4

6-0 • So. • G • Newark, N.J. • Malcolm X Shabazz
Major: Sociology

This Season's Highlights

- Led team in rebounding three times – Saint Peter's, at Savannah St., vs. #10/13 Florida State
- Great second half on the glass in the NCAA Elite Eight game against #10/13 Florida State (Mar. 27), grabbing five on the defensive end
- Came up with a steal and layup to cap pivotal 6-1 run to close the third quarter and bring the Gamecocks within two of Arizona State in NCAA Tournament second round (Mar. 19)
- Netted a career-high 11 points on 4-of-8 shooting in the SEC quarterfinals against Georgia (Mar. 3) ... connected on a 3-pointer with 45 seconds to go in the second quarter to send Carolina into the half with a 26-point lead
- Baseline jumper late in second quarter at Texas A&M (Feb. 23) launched 10-4 run to close the half that turned a back-and-forth opening 20 minutes into a six-point Gamecock lead
- Facilitated the offense at #25/- Kentucky (Feb. 2) with a game-high six assists, the first of which led to a layup that sparked game-changing 22-4 run to close the first half
- Hit a 3-pointer to give Gamecocks first lead at Georgia (Jan. 26) and closed game with four of last five points
- Picked up two of her three steals in final minute of the first quarter at LSU (Jan. 15) to help Gamecocks to nine-point lead
- Slowed down #9/9 UCLA's backcourt attack (Dec. 18) and netted the final four points of second quarter to even the score
- Was solid defensively in 20 minutes off the bench against #4/4 Louisville (Nov. 27)

Miscellaneous

	Season	Career
10+ Points	1	2
Tm-High Rebs	3	3
Tm-High Assists	2	2

Career Highs

Pts	11 vs. Georgia, 3/3/17
Rebs	9 vs. Clemson, 12/15/16
3FGs	1, 11x, last vs. Quinnipiac, 3/25/17
Stls	3, 3x, last at Arkansas, 2/5/17
Assts	6, 2x, last at Kentucky, 2/2/17
Min.	30 vs. Minnesota, 12/11/16

SEC Career Highs

Pts	10 vs. Florida, 2/11/16
Rebs	5, 3x, last vs. Vanderbilt, 2/16/17
3FGs	1, 7x, last at Missouri, 3/27/17
Stls	3, 3x, last at Arkansas, 2/5/17
Assts	6, 2x, last at Kentucky, 2/2/17
Min.	26 vs. Kentucky, 2/4/16

NCAA Career Highs

Pts	9 vs. Quinnipiac, 3/25/17
Rebs	7 vs. Florida State, 3/27/17
3FGs	1 vs. Quinnipiac, 3/25/17
Stls	2, 2x, last vs. Arizona State, 3/19/17
Assts	3 vs. Quinnipiac, 3/25/17
Min.	29 vs. Arizona State, 3/19/17

Season Highs

Pts	11 vs. Georgia, 3/3
Rebs	9 vs. Clemson, 12/15
3FGs	1, 7x, last vs. Quinnipiac, 3/25
Stls	3, 2x, last at Arkansas, 2/5
Assts	6, 2x, last at Kentucky, 2/2
Min.	30 vs. Minnesota, 12/11

Opponent	Date	gs	min	Total		3-Pointers		Free throws		Rebounds			pf	a	t/o	blk	stl	pts	avg	
				fg-fga	pct	3fg-fga	pct	ft-fa	pct	off	def	tot								avg
at #7/6 Ohio State	11/14/16	13	0-2	.000	0-0	.000	0-0	.000	1	0	1	1.0	0	0	0	0	0	0	0.0	
HAMPTON	11/20/16	17	1-2	.500	0-0	.000	0-0	.000	0	1	1	1.0	0	0	2	0	2	2	1.0	
MAINE	11/21/16	22	1-2	.500	0-1	.000	2-2	1.000	1	3	4	2.0	2	4	1	0	2	4	2.0	
SAINT PETER'S	11/22/16	20	1-2	.500	1-1	1.000	0-0	.000	3	5	8	3.5	1	1	1	0	2	3	2.3	
vs #4/4 Louisville	11/27/16	20	0-1	.000	0-1	.000	3-6	.500	1	3	4	3.6	4	0	3	0	0	3	2.4	
at #14/15 Texas	12/01/16	4	0-0	.000	0-0	.000	0-0	.000	0	0	0	0.0	2	0	0	0	0	0	2.0	
at Duke	12/04/16	2	0-0	.000	0-0	.000	0-0	.000	0	0	0	2.6	0	0	1	0	0	0	1.7	
MINNESOTA	12/11/16	30	3-5	.600	0-1	.000	0-0	.000	4	4	8	3.3	2	3	0	1	0	6	2.3	
CLEMSON	12/15/16	19	2-4	.500	0-0	.000	3-5	.600	3	6	9	3.9	1	1	1	0	1	7	2.8	
#9/9 UCLA	12/18/16	29	1-4	.250	0-1	.000	4-6	.667	2	2	4	3.9	2	0	0	0	1	6	3.1	
at Savannah State	12/21/16	21	1-2	.500	0-0	.000	1-2	.500	3	4	7	4.2	1	0	2	0	1	3	3.1	
ALABAMA	01/01/17	20	0-1	.000	0-0	.000	1-2	.500	1	4	5	4.3	3	1	1	0	1	2.9		
at Auburn	01/05/17	21	1-1	1.000	1-1	1.000	0-0	.000	1	0	1	4.0	0	6	1	0	0	3	2.9	
at Florida	01/08/17	15	0-1	.000	0-1	.000	1-2	.500	1	0	1	3.8	0	0	1	0	1	1	2.8	
GEORGIA	01/12/17	21	0-3	.000	0-1	.000	0-0	.000	1	3	4	3.8	1	1	1	0	1	0	2.6	
at LSU	01/15/17	23	1-3	.333	0-1	.000	1-2	.500	0	1	1	3.6	2	0	1	0	3	3	2.6	
OLE MISS	01/19/17	20	2-6	.333	0-2	.000	0-2	.000	1	1	2	3.5	3	1	1	0	2	4	2.7	
#4/4 MISSISSIPPI ST.	01/23/17	7	0-0	.000	0-0	.000	1-2	.500	0	0	0	3.3	1	0	0	0	0	1	2.6	
at Georgia	01/26/17	19	2-3	.667	1-1	1.000	2-2	1.000	1	3	4	3.4	0	1	1	0	2	7	2.8	
TENNESSEE	01/30/17	16	0-2	.000	0-1	.000	0-0	.000	1	0	1	3.3	2	0	2	0	2	0	2.7	
at #25/- Kentucky	02/02/17	17	1-1	1.000	1-1	1.000	0-0	.000	0	1	1	3.1	2	6	1	0	1	3	2.7	
at Arkansas	02/05/17	24	0-4	.000	0-1	.000	0-0	.000	4	1	5	3.2	1	1	3	0	3	0	2.6	
AUBURN	02/09/17	15	1-1	1.000	0-0	.000	0-0	.000	1	0	1	3.1	2	1	3	0	0	2	2.6	
at #1/1 UConn	02/13/17	3	0-0	.000	0-0	.000	0-0	.000	0	0	0	3.0	0	0	0	0	0	0	2.5	
VANDERBILT	02/16/17	14	1-2	.500	0-1	.000	0-2	.000	1	4	5	3.1	2	3	1	0	0	2	2.4	
at Mizzou	02/19/17	18	1-3	.333	1-1	1.000	0-0	.000	0	0	0	3.0	3	0	0	0	2	3	2.5	
at Texas A&M	02/23/17	11	1-1	1.000	0-0	.000	0-0	.000	1	1	2	2.9	2	0	2	0	1	2	2.4	
#22/- KENTUCKY	02/26/17	9	0-1	.000	0-0	.000	0-0	.000	1	0	1	2.9	2	0	0	0	0	0	2.4	
vs Georgia	03/03/17	25	4-8	.500	1-1	1.000	2-2	1.000	1	2	3	2.9	0	2	1	0	0	11	2.7	
vs #20/24 Kentucky	03/04/17	18	1-1	1.000	0-0	.000	2-2	1.000	0	2	2	2.8	3	3	0	0	0	4	2.7	
vs #6/7 Mississippi State	03/05/17	18	0-1	.000	0-1	.000	2-4	.500	1	3	4	2.9	0	3	1	0	0	2	2.7	
UNC ASHEVILLE	03/17/17	19	1-1	1.000	0-0	.000	0-0	.000	3	0	3	2.9	0	0	0	0	2	2	2.7	
ARIZONA STATE	03/19/17	29	2-3	.667	0-0	.000	0-0	.000	0	1	1	2.8	1	2	2	2	2	4	2.7	
Totals		1	579	29-71	.408	6-19	.316	25-43	.581	38	55	93	2.8	45	40	34	3	32	89	2.7

Games played: 33
 Minutes/game: 17.5
 Points/game: 2.7
 FG Pct: 40.8
 3FG Pct: 31.6
 FT Pct: 58.1

Rebounds/game: 2.8
 Assists/game: 1.2
 Turnovers/game: 1.0
 Assist/turnover ratio: 1.2
 Steals/game: 1.0
 Blocks/game: 0.1

Career NCAA Tournament Game-by-Game

Date	Opponent	GS	MIN	FG-A	3FG-A	FT-A	Reb	PF	A	TO	B	S	TP	
3/18/16	Jacksonville	5	1-1	0-0	0-0	0	0	0	0	0	0	0	2	
3/20/16	Kansas St.	6	0-1	0-0	0-0	0	1	0	0	0	0	0	0	
3/25/16	#14/15 Syracuse	— DNP —												
3/17/17	UNC Asheville	19	1-1	0-0	0-0	3	0	0	0	0	0	2	2	
3/19/17	Arizona State	29	2-3	0-0	0-0	1	1	2	2	2	2	4	9	
3/25/17	Quinnipiac	27	4-5	1-1	0-1	3	1	3	0	0	1	2	4	
3/27/17	#10/13 Florida St.	25	1-4	0-2	0-0	7	2	0	1	0	1	2	2	
Totals		0	111	9-15	1-3	0-1	14	5	5	3	2	6	19	
			18.5	.600	.333	.000	2.3	0.8					3.2	

Career Stats at South Carolina

Year	GP	GS	Min	Avg	FG	FGA	Pct	3FG	FGA	Pct	FT	FTA	Pct	Off	Def	Tot	Avg	PF	FO	A	TO	Blk	Stl	Pts	Avg
2014-15	— Did Not Play —																								
2015-16	20	3	219	11.0	20	47	.426	4	13	.308	18	27	.667	5	11	16	0.8	24	0	14	21	1	10	62	3.1
2016-17	35	1	631	18.0	34	80	.425	7	22	.318	25	44	.568	39	64	103	2.9	48	0	43	35	3	34	100	2.9
Career	55	4	850	15.5	54	127	.425	11	35	.314	43	71	.606	44	75	119	2.2	72	0	57	56	4	44	162	2.9



ALAINA COATES

#41

6-4 • Sr. • C • Irmo, S.C. • Dutch Fork
Major: Sociology

Career Highlights

All-America Honorable Mention (AP)
 Rated No. 9 player in the nation by espnW
 Four-time All-SEC (2016, 2017 First Team; 2014, 2015 Second Team)
 Two-time SEC All-Defensive Team (2015, 2017)
 Wooden Award Late Season Top 20 (2017)
 Naismith Trophy Top 30 Watch List (2017)
 USBWA Drysdale Midseason and Wade Watch Lists (2017)
 2017 Preseason All-America Second Team (espnW, Lindy's, Sporting News)

Naismith Midseason Watch List (2015-16)
 2016 NCAA Sioux Falls All-Regional Team
 2015 NCAA Greensboro Region MOP
 2015 SEC All-Tournament Team
 SEC Co-6th Player of the Year (2014 Coaches)
 SEC Freshman of the Year (2014 Coaches, AP)
 Freshman All-America First Team (2013-14 Full Court)
 SEC All-Freshman Team (2014)
 2015 Pan American Games, silver medal (USA)

This Season's Highlights

- Selected to be a team captain this season
- Ruled out of the NCAA Tournament in order to continue recovery from ankle injury
- Three-time SEC Player of the Week (11/15-21, 11/22-28, 12/13-19); USBWA National Player of the Week (12-13/19)
- Tops the SEC and is fourth in the nation in field goal percentage ... is 13th nationally and second in the conference in rebounds ... comes in 23rd in the SEC in scoring
- Led the league with 11.1 rebounds in conference play ... averaged a double-double in SEC play – 12.7 ppg, 11.1 rpg
- Played just four minutes of the SEC Tournament dealing with a nagging ankle injury
- Returned from ankle injury to fall just one rebound shy of a double-double against #22/- Kentucky (Feb. 26), picking up eight of her 13 points in the first half
- Netted 10 points and grabbed nine of her game-high 15 boards in the second half at #1/1 UConn (Feb. 13) to notch her fourth double-double against a top-10 opponent this season
- Scored six of team's first 12 points to put Auburn (Feb. 9) on its heels early, finishing 7-of-9 from the floor
- Dominated down low early and often at Arkansas (Feb. 5), beginning with personal 6-0 run in first quarter to open 13-2 lead just 4:30 into the game and recording her double-double with 3:00 left in first half ... career-high 19 rebounds are most by any SEC player this season
- Scored 13 of her game-high 20 points in the second half at #25/- Kentucky (Feb. 2)
- Protected the rim at Georgia (Jan. 26) with a game-high four blocks, the first of which gave her 200 for her career
- Converted a key layup to put Carolina ahead by three with 25 seconds to play against #4/4 Mississippi State (Jan. 23)
- Had six points and six rebounds in eight first-quarter minutes against Ole Miss (Jan. 19), scoring another six points during a 13-3 Gamecock run that ended the second quarter with a double-digit Gamecock lead
- Netted 18 of her game-high 24 points in the first half at LSU (Jan. 15), going 8-of-11 from the line
- Great on the glass in the opening 10 minutes against Georgia (Jan. 12) with eight rebounds, which tied for the most in one quarter in program history

Career NCAA Tournament Game-by-Game

Date	Opponent	GS	MIN	FG-A	3FG-A	FT-A	Reb	PF	A	TO	B	S	TP
3/23/14	CS Northridge	24	4-8	0-0	5-13	16	3	0	0	4	0	13	
3/25/14	Oregon St.	19	1-6	0-0	7-8	11	4	1	3	1	1	9	
3/30/14	#12/13 N. Carolina	29	9-15	0-0	4-4	11	4	0	2	4	0	22	
3/20/15	Savannah St.	21	5-5	0-0	2-3	4	2	3	0	2	0	12	
3/22/15	Syracuse	14	5-8	0-0	4-5	7	3	0	3	1	0	14	
3/27/15	#15/12 N. Carolina	27	4-10	0-0	10-10	10	2	0	2	1	0	18	
3/29/15	#7/7 Florida St.	27	6-6	0-0	2-5	3	2	1	0	2	1	14	
4/5/15	#2/2 Notre Dame	28	6-9	0-0	0-5	9	2	0	2	2	0	12	
3/18/16	Jacksonville	* 29	9-14	0-0	4-5	10	2	0	1	0	3	22	
3/20/16	Kansas St.	* 21	5-7	0-0	4-8	10	1	0	0	2	1	14	
3/25/16	#14/15 Syracuse	* 34	7-7	0-0	4-8	16	3	2	3	2	1	18	
3/17/17	UNC Asheville												
3/19/17	Arizona State												
3/25/17	Quinnipiac												
3/27/17	#10/13 Florida State												
Totals		3	273	61-95	0-0	46-74	107	28	7	16	21	7	168
			24.8	.642		.623	9.7	0.6					15.3

Career Stats at South Carolina

Year	GP	GS	Min	Avg	FG	FGA	Pct	3FG	FGA	Pct	FT	FTA	Pct	Off	Def	Tot	Avg	PF	FO	A	TO	Blk	Stl	Pts	Avg
2013-14	34	1	668	19.6	148	242	.612	0	0	—	121	185	.654	82	203	285	8.4	83	1	11	57	73	17	417	12.3
2014-15	36	5	760	21.1	141	251	.562	0	0	—	117	168	.696	99	186	285	7.9	62	0	28	50	53	19	399	11.1
2015-16	35	33	937	26.8	168	261	.644	0	0	—	89	159	.560	107	253	360	10.3	87	0	33	53	45	43	425	12.1
2016-17	28	27	749	26.8	140	209	.670	0	0	—	82	126	.651	92	208	300	10.7	66	1	45	39	39	32	362	12.9
Career	133	66	3114	23.4	597	963	.620	0	0	—	409	638	.641	380	850	1230	9.3	298	2	117	199	210	111	1603	12.1

Miscellaneous

	Season	Career
Triple-Double	0	1
Double-Double	15	57
20+ Points	4	16
10+ Points	19	91
10+ Rebounds	17	66
5+ Blocks	0	4
Tm-High Points	9	28
Tm-High Rebs.	20	78

Career Highs

Pts 29 vs. Winthrop, 12/13/15
 Rebs 19 at Arkansas, 2/5/17
 Blks 10 vs. Winthrop, 12/13/15
 Stls 4, 2x, last vs. Louisville, 11/27/16
 Assts 6 at Texas A&M, 1/31/16
 Min 38 at Texas A&M, 1/31/16

SEC Career Highs

Pts 27 vs. Kentucky, 2/4/16
 Rebs 19 at Arkansas, 2/5/17
 Blks 5, 3x, last vs. Alabama, 1/29/15
 Stls 4 at Tennessee, 2/15/16
 Assts 6 at Texas A&M, 1/31/16
 Min 38 at Texas A&M, 1/31/16

NCAA Career Highs

Pts 22, 2x, last vs. Jacksonville, 3/18/16
 Rebs 16, 2x, last vs. Syracuse, 3/25/16
 Blks 4, 2x, last vs. UNC, 3/30/14
 Stls 3 vs. Jacksonville, 3/18/16
 Assts 3 vs. Savannah St., 3/20/15
 Min 34 vs. Syracuse, 3/25/16

Season Highs

Pts 28 vs. Hampton, 11/20
 Rebs 19 at Arkansas, 2/5
 Blks 4, 3x, last at Georgia, 1/26
 Stls 4 vs. Louisville, 11/27
 Assts 4, 2x, last at UConn, 2/13
 Min 37 at Duke, 12/4

- Notched 50th career double-double against Alabama (Jan. 1), posting nine points and five boards in the first quarter
- Scored 11 of her 20 points against #9/9 UCLA (Dec. 18) in the third quarter to fuel Carolina's game-changing 24-5 run that turned a first-half deficit into a double-digit lead late in the period
- Imposed her will in all aspects against Clemson (Dec. 15) – points, rebounds, assists, blocks – moving into second on South Carolina's all-time rebounding list with the last of her 10 boards
- Converted all five of her field goal attempts in the second half against Minnesota (Dec. 11) on the way to her fifth double-double of the season
- Controlled the glass down the stretch against #14/15 Texas (Dec. 1) with seven second-half boards, the sixth of which gave her 1,000 for her career
- Matched a career high with four steals against #4/4 Louisville (Nov. 27), including one that led to a pivotal 3-point play for Carolina at the end of the first half

Career Summary

- Is third Gamecock all-time to amass 1,000 career points and 1,000 career rebounds and now stands second in program history in career boards
- Is just fourth Gamecock all-time to accrue 1,500 career points playing every season in the SEC, 12th overall
- Holds career school records for defensive rebounds, rebounds in SEC play and double-doubles in SEC games
- Ranks second in school history in career rebounds, double-doubles and blocks
- Ranks **second** among active NCAA Division I players in career rebounds and double-doubles (57), ranking **sixth** in career field goal percentage (.620)

#41 COATES, Alaina

Opponent	Date	gs	min	Total		3-Pointers		Free throws		Rebounds				pf	a	t/o	blk	stl	pts	avg	
				fg-fga	pct	3fg-fga	pct	ft-fa	pct	off	def	tot	avg								
at #7/6 Ohio State	11/14/16	*	31	4-7	.571	0-0	.000	2-4	.500	4	9	13	13.0	3	3	2	1	0	10	10.0	
HAMPTON	11/20/16	*	24	12-16	.750	0-0	.000	4-7	.571	7	9	16	14.5	1	1	0	2	1	28	19.0	
MAINE	11/21/16	*	22	6-7	.857	0-0	.000	0-1	.000	1	13	14	14.3	1	0	0	1	1	12	16.7	
SAINT PETER'S	11/22/16	*	19	8-9	.889	0-0	.000	0-2	.000	3	4	7	12.5	0	2	0	1	1	16	16.5	
vs #4/4 Louisville	11/27/16	*	31	5-9	.556	0-0	.000	7-9	.778	6	8	14	12.8	2	1	3	1	4	17	16.6	
at #14/15 Texas	12/01/16	*	22	0-2	.000	0-0	.000	6-8	.750	3	4	7	11.8	4	0	0	2	0	6	14.8	
at Duke	12/04/16	*	37	3-7	.429	0-0	.000	2-2	1.000	2	3	5	10.9	3	2	2	2	1	8	13.9	
MINNESOTA	12/11/16	*	25	7-8	.875	0-0	.000	2-3	.667	4	7	11	10.9	0	2	3	4	1	16	14.1	
CLEMSON	12/15/16	*	30	8-10	.800	0-0	.000	3-4	.750	4	6	10	10.8	2	3	2	4	2	19	14.7	
#9/9 UCLA	12/18/16	*	24	5-10	.500	0-0	.000	10-13	.769	5	9	14	11.1	3	0	1	1	0	20	15.2	
at Savannah State	12/21/16	*	21	3-5	.600	0-0	.000	3-4	.750	3	4	7	10.7	2	2	1	0	0	9	14.6	
ALABAMA	01/01/17	*	23	8-10	.800	0-0	.000	3-4	.750	5	6	11	10.8	1	1	1	2	3	19	15.0	
at Auburn	01/05/17	*	30	2-2	1.000	0-0	.000	1-2	.500	0	6	6	10.4	1	0	1	2	1	5	14.2	
at Florida	01/08/17	*	32	6-10	.600	0-0	.000	2-4	.500	4	9	13	10.6	2	2	3	2	1	14	14.2	
GEORGIA	01/12/17	*	30	4-7	.571	0-0	.000	4-6	.667	4	7	11	10.6	4	1	0	0	2	12	14.1	
at LSU	01/15/17	*	30	8-10	.800	0-0	.000	8-11	.727	3	8	11	10.6	2	2	1	2	24	14.7		
OLE MISS	01/19/17	*	30	6-10	.600	0-0	.000	3-4	.750	3	12	15	10.9	3	2	1	1	3	15	14.7	
#4/4 MISSISSIPPI ST.	01/23/17	*	31	3-5	.600	0-0	.000	3-4	.750	2	10	12	10.9	3	3	2	1	0	9	14.4	
at Georgia	01/26/17	*	28	0-5	.000	0-0	.000	1-4	.250	6	7	13	11.1	4	0	0	4	3	1	13.7	
TENNESSEE	01/30/17	*	24	3-7	.429	0-0	.000	1-2	.500	3	6	9	11.0	3	2	0	0	1	7	13.4	
at #25/- Kentucky	02/02/17	*	30	8-9	.889	0-0	.000	4-5	.800	2	16	18	11.3	4	1	4	1	0	20	13.7	
at Arkansas	02/05/17	*	30	8-11	.727	0-0	.000	2-2	1.000	5	14	19	11.6	3	4	1	1	2	18	13.9	
AUBURN	02/09/17	*	31	7-9	.778	0-0	.000	2-4	.500	2	7	9	11.5	2	1	2	1	0	16	14.0	
at #1/1 UConn	02/13/17	*	34	4-6	.667	0-0	.000	2-4	.500	7	8	15	11.7	4	4	3	0	0	10	13.8	
VANDERBILT	02/16/17	*	29	6-9	.667	0-0	.000	3-6	.500	2	5	7	11.5	2	2	2	3	1	15	13.8	
at Mizzou	02/19/17	*	20	1-1	1.000	0-0	.000	0-0	.000	0	3	3	11.2	5	1	2	0	0	2	13.4	
#22/- KENTUCKY	02/26/17	*	27	5-8	.625	0-0	.000	3-5	.600	2	7	9	11.1	2	2	1	1	2	13	13.4	
vs #20/24 Kentucky	03/04/17		4	0-0	.000	0-0	.000	1-2	.500	0	1	1	10.7	0	1	0	0	0	1	12.9	
Totals			27	749	140-209	.670	0-0	.000	82-126	.651	92	208	300	10.7	66	45	39	39	32	362	12.9

Games played: 28
 Minutes/game: 26.8
 Points/game: 12.9
 FG Pct: 67.0
 FT Pct: 65.1

Rebounds/game: 10.7
 Assists/game: 1.6
 Turnovers/game: 1.4
 Assist/turnover ratio: 1.2
 Steals/game: 1.1
 Blocks/game: 1.4



BIANCA CUEVAS-MOORE

#1

**5-6 • Jr. • Guard • Bronx, N.Y. • Nazareth Regional
Major: Criminal Justice**

This Season's Highlights

- Started 17 of 35 games, moving to a bench role at start of SEC play but returning to starting lineup due to injuries
- Has set the tone for Carolina defensively in the NCAA Tournament, leading the Gamecocks with 2.5 steals per game through four rounds
- Distributed the ball well at the SEC Tournament, averaging 3.3 assists per game
- Knocked down multiple 3-pointers in six of 16 SEC contests
- Netted 10 of Carolina's first 14 second-quarter points in the first round of the NCAA Tournament against UNC Asheville (Mar. 17), seven of which came off her steals
- Scored eight of her 13 points against #20/24 Kentucky (Mar. 4) in the SEC semifinals in the second half ... shot 5-of-6 from the line over the last two quarters, making all four of her free throw attempts in the final minute
- Dished out five first-half assists in the SEC quarterfinals against Georgia (Mar. 3)
- Brilliant defensively at Texas A&M (Feb. 23) with a career-best six steals ... tallied four first-half steals to cool the Aggies' hot offensive start and netted 16 points on 6-of-11 shooting after pushing the tempo the other way
- Swiped two of her game-high three steals in crunch time at Missouri (Feb. 19), the second of which helped give Carolina a 60-58 lead with less than a minute to play
- Efficient from the 3-point line at #1/1 UConn (Feb. 13), going 3-of-4 from beyond the arc en route to 11 points
- Accounted for all of Carolina's eight points in the final 1:20 against Tennessee (Jan. 30) and knocked down two 3-pointers during the stretch, including a pull-up from beyond the arc to even the score at 74 with 15 seconds to play
- Connected on first three shots at LSU (Jan. 15) for team-high nine first-quarter points en route to 17 points total
- Netted 17 of her career-high 25 points in the second half against Georgia (Jan. 12), including eight in a back-and-forth final period ... applied good defensive pressure on the perimeter to disrupt the Lady Bulldogs' offense
- Posted her best offensive showing of the season at Auburn (Jan. 5), knocking down at least one 3 in each quarter to for a career-high five en route to a season-high 19 points
- Hit 3 early in third quarter against Clemson (Dec. 15) to spark a 13-4 run that put the Gamecocks firmly in control
- Scored four of her nine points at Duke (Dec. 4) on transition layups during a 12-0 first-quarter run
- Matched her career high with five steals against Saint Peter's (Nov. 22) in just 16 minutes

Miscellaneous

	Season	Career
20+ Points	1	3
10+ Points	11	27
5+ Assists	3	9
5+ Steals	2	3
Tm-High Points	2	5
Tm-High Assists	6	17

Career Highs

Pts	25 vs. Georgia, 1/12/17
Rebs	6, 2x, last at Georgia, 1/26/17
3FGs	5 at Auburn, 1/5/17
Stls	6 at Texas A&M, 2/23/17
Assts	7 at Auburn, 1/5/17
Min	36, 2x, last at Texas A&M, 2/23/17

SEC Career Highs

Pts	25 vs. Georgia, 1/12/17
Rebs	6, 2x, last at Georgia, 1/26/17
3FGs	5 at Auburn, 1/5/17
Stls	6 at Texas A&M, 2/23/17
Assts	7 at Auburn, 1/5/17
Min	36, 2x, last at Texas A&M, 2/23/17

NCAA Career Highs

Pts	18 vs. UNC Asheville, 3/17/17
Rebs	4 vs. Jacksonville, 3/18/16
3FGs	2, 2x, last vs. Syracuse, 3/25/16
Stls	4, 2x, last vs. Arizona State, 3/19/17
Assts	5 vs. Savannah St., 3/20/16
Min	31 vs. Florida State, 3/27/17

Season Highs

Pts	25 vs. Georgia, 1/12
Rebs	6 at Georgia, 1/26
3FGs	5 at Auburn, 1/5
Stls	6 at Texas A&M, 2/23
Assts	7 at Auburn, 1/5
Min	36, 2x last at Texas A&M, 2/23

Career NCAA Tournament Game-by-Game

Date	Opponent	GS	MIN	FG-A	3FG-A	FT-A	Reb	PF	A	TO	B	S	TP
3/20/15	Savannah St.		23	3-6	0-2	2-4	0	1	5	3	0	2	8
3/22/15	Syracuse		20	3-7	1-3	5-5	1	2	0	5	1	1	12
3/27/15	#15/12 N. Carolina		5	1-2	0-1	0-0	1	0	0	1	0	0	2
3/29/15	#7/7 Florida St.		9	4-6	0-1	1-2	0	0	0	0	0	0	9
4/5/15	#2/2 Notre Dame		19	1-8	0-1	2-2	1	0	3	3	0	1	4
3/18/16	Jacksonville		21	4-6	0-2	0-0	4	1	3	1	0	3	8
3/20/16	Kansas St.		26	3-6	2-5	0-0	2	1	0	2	0	1	8
3/25/16	#14/15 Syracuse		21	2-7	2-5	0-0	3	4	4	2	0	1	6
3/17/17	UNC Asheville *		18	8-10	1-3	1-1	0	1	3	1	0	4	18
3/19/17	Arizona State *		29	1-8	1-4	4-4	2	2	0	1	0	4	7
3/25/17	Quinnipiac *		28	1-5	1-3	2-2	0	1	3	1	0	0	5
3/27/17	#10/13 Florida St.*		31	0-3	0-2	3-4	0	1	1	3	0	2	3
Totals		4	250	31-74	8-32	19-24	14	14	22	23	1	19	90
			20.8	.419	.250	.792	1.2	1.8					7.5

Career Stats at South Carolina

Year	GP	GS	Min	Avg	FG	FGA	Pct	3FG	FGA	Pct	FT	FTA	Pct	Off	Def	Tot	Avg	PF	FO	A	TO	Blk	Stl	Pts	Avg
2014-15	37	0	536	14.5	74	200	.370	16	72	.222	45	58	.776	13	35	48	1.3	44	1	64	60	5	42	209	5.6
2015-16	34	1	615	18.1	78	207	.377	20	76	.263	50	66	.758	10	50	60	1.8	43	1	63	64	2	47	226	6.6
2016-17	35	17	809	23.1	96	248	.387	36	97	.371	67	85	.788	14	50	64	1.8	52	0	67	54	2	57	295	8.4
Career	106	18	1959	18.5	248	655	.379	72	245	.294	162	209	.775	37	135	172	1.6	139	1	194	178	9	146	730	6.9

#01 CUEVAS-MOORE, Bianca

Opponent	Date	gs	min	Total		3-Pointers		Free throws		Rebounds				pf	a	t/o	blk	stl	pts	avg	
				fg-fga	pct	3fg-fga	pct	ft-fa	pct	off	def	tot	avg								
at #7/6 Ohio State	11/14/16	*	22	3-7	.429	0-2	.000	3-4	.750	0	2	2	2.0	4	2	1	0	3	9	9.0	
HAMPTON	11/20/16	*	16	1-5	.200	1-2	.500	1-2	.500	1	0	1	1.5	2	1	0	1	2	4	6.5	
MAINE	11/21/16	*	17	2-4	.500	1-1	1.000	2-2	1.000	0	1	1	1.3	0	2	1	0	2	7	6.7	
SAINT PETER'S	11/22/16	*	16	5-8	.625	1-3	.333	0-1	.000	2	1	3	1.8	1	3	2	0	5	11	7.8	
vs #4/4 Louisville	11/27/16	*	17	1-6	.167	0-3	.000	2-2	1.000	0	1	1	1.6	4	3	0	0	1	4	7.0	
at #14/15 Texas	12/01/16	*	19	2-9	.222	0-1	.000	3-4	.750	0	0	0	1.3	1	2	1	0	2	7	7.0	
at Duke	12/04/16	*	22	4-11	.364	1-7	.143	0-0	.000	1	1	2	1.4	1	2	4	0	2	9	7.3	
MINNESOTA	12/11/16		13	2-6	.333	1-3	.333	1-3	.333	0	2	2	1.5	2	1	0	0	2	6	7.1	
CLEMSON	12/15/16	*	26	1-3	.333	1-3	.333	1-2	.500	0	2	2	1.6	1	4	2	1	1	4	6.8	
#9/9 UCLA	12/18/16	*	23	4-14	.286	1-1	1.000	1-2	.500	1	4	5	1.9	3	1	4	0	0	10	7.1	
at Savannah State	12/21/16	*	19	1-4	.250	1-2	.500	0-0	.000	0	3	3	2.0	1	5	0	0	2	3	6.7	
ALABAMA	01/01/17		23	3-6	.500	2-3	.667	1-2	.500	0	1	1	1.9	1	1	3	0	1	9	6.9	
at Auburn	01/05/17		30	7-11	.636	5-6	.833	0-0	.000	0	2	2	1.9	3	7	0	0	0	19	7.8	
at Florida	01/08/17		23	1-6	.167	1-3	.333	0-0	.000	1	1	2	1.9	3	1	2	0	2	3	7.5	
GEORGIA	01/12/17		36	10-17	.588	2-5	.400	3-6	.500	0	2	2	1.9	2	3	2	0	2	25	8.7	
at LSU	01/15/17	*	34	6-11	.545	2-3	.667	3-4	.750	0	2	2	1.9	1	3	2	0	2	17	9.2	
OLE MISS	01/19/17		26	2-6	.333	1-2	.500	2-2	1.000	1	1	2	1.9	1	0	3	0	0	7	9.1	
#4/4 MISSISSIPPI ST.	01/23/17		21	0-3	.000	0-1	.000	2-2	1.000	1	0	1	1.9	2	0	1	0	0	2	8.7	
at Georgia	01/26/17		19	3-7	.429	0-3	.000	0-0	.000	0	6	6	2.1	0	1	2	0	1	6	8.5	
TENNESSEE	01/30/17		27	4-10	.400	2-3	.667	8-9	.889	1	2	3	2.2	0	0	2	0	1	18	9.0	
at #25/- Kentucky	02/02/17		22	1-5	.200	1-3	.333	0-0	.000	0	0	0	2.0	3	2	1	0	0	3	8.7	
at Arkansas	02/05/17		22	2-5	.400	0-1	.000	6-6	1.000	0	2	2	2.0	0	0	0	0	0	10	8.8	
AUBURN	02/09/17		5	0-0	.000	0-0	.000	0-0	.000	0	1	1	2.0	0	0	1	0	0	0	8.4	
at #1/1 UConn	02/13/17		19	4-8	.500	3-4	.750	0-0	.000	2	2	4	2.1	0	0	2	0	1	11	8.5	
VANDERBILT	02/16/17		21	2-8	.250	1-4	.250	2-3	.667	0	1	1	2.0	3	3	0	0	1	7	8.4	
at Mizzou	02/19/17		27	0-6	.000	0-3	.000	6-6	1.000	0	0	0	2.0	1	1	1	0	3	6	8.3	
at Texas A&M	02/23/17	*	36	6-11	.545	2-4	.500	2-2	1.000	0	0	0	1.9	2	2	3	0	6	16	8.6	
#22/- KENTUCKY	02/26/17		19	2-6	.333	0-2	.000	0-0	.000	1	0	1	1.9	2	0	2	0	1	4	8.5	
vs Georgia	03/03/17		26	2-6	.333	1-3	.333	3-4	.750	1	4	5	2.0	1	5	2	0	2	8	8.4	
vs #20/24 Kentucky	03/04/17		30	3-7	.429	2-3	.667	5-6	.833	0	3	3	2.0	0	3	1	0	0	13	8.6	
vs #6/7 Mississippi State	03/05/17	*	27	2-6	.333	0-1	.000	0-0	.000	1	1	2	2.0	2	2	3	0	2	4	8.5	
UNC ASHEVILLE	03/17/17	*	18	8-10	.800	1-3	.333	1-1	1.000	0	0	0	1.9	1	3	1	0	4	18	8.8	
ARIZONA STATE	03/19/17	*	29	1-8	.125	1-4	.250	4-4	1.000	0	2	2	1.9	2	0	1	0	4	7	8.7	
Totals			15	750	95-240	.396	35-92	.380	62-79	.785	14	50	64	1.9	50	63	50	2	55	287	8.7

Games played: 33
 Minutes/game: 22.7
 Points/game: 8.7
 FG Pct: 39.6
 3FG Pct: 38.0
 FT Pct: 78.5

Rebounds/game: 1.9
 Assists/game: 1.9
 Turnovers/game: 1.5
 Assist/turnover ratio: 1.3
 Steals/game: 1.7
 Blocks/game: 0.1



KAELA DAVIS

#3

6-2 • Jr. • Guard • Suwanee, Ga. • Georgia Tech
Major: Integrated Technology

Career Highlights

- NCAA Stockton Regional MOP
- SEC All-Tournament Team
- Two-time All-ACC (1st team, 2015; 2nd team, 2014)
- 2012 FIBA U17 World Championships, gold medal (USA)
- 2012 FIBA 3x3 U18 World Champs., gold medal (USA)
- 2011 FIBA U16 Americas Champs., gold medal (USA)

This Season's Highlights

- Is sixth in the league in 3s made per game (1.7), 21st in points per game
- Five of her eight 20-point outings this season have come over Carolina's last eight contests
- Has averaged 19.3 points per game on 27-of-51 shooting (.529) in the NCAA Tournament, going 9-of-21 (.429) from the 3-point line
- Carried the offensive load against #10/13 Florida State (Mar. 27) in the NCAA Elite Eight with 23 points to notch her third-straight 20-point outing, including a difficult left-handed layup to halt a 15-5 Seminole run and stretch the Gamecock lead to 67-62 with 1:42 to play
- Clinical from beyond the arc in the NCAA Sweet 16 against Quinnipiac (Mar. 25) with five 3-pointers, three of which came during her 15-point third quarter ... finished 5-of-6 from deep and 9-of-13 overall en route to a game-high 28 points
- Kept Gamecocks in the game in the second round of the NCAA Tournament against Arizona State (Mar. 19) with 15 second-half points then came up with a steal to preserve the one-point advantage with 18 seconds to play
- Averaged 16.3 points per game on 50.0 percent shooting at the SEC Tournament
- Scored team's first six points of SEC Tournament championship game against #6/7 Mississippi State (Mar. 5) and tallied seven in the fourth quarter, including a 3-pointer 15 seconds into the period that cut the Gamecock deficit to two at 45-43
- Productive on the offensive end in the SEC semifinals against #20/24 Kentucky (March 4) with 17 points on 7-of-12 shooting to go with four assists ... knocked down a jumper to push the Gamecock lead to five with 8:11 to play after the Wildcats cut it to a one-possession game
- Jump-started offense against #22/- Kentucky (Feb. 26) with three of the team's first seven field goals ... tallied 13 first-half points and finished with 20 on 8-of-11 shooting in an SEC career-high 31 minutes of action
- Crashed the glass at Texas A&M (Feb. 23) with a career-best 11 rebounds ... collected eight of her 11 boards in the second half, including three to go with a three-point play in the opening 2:30 of the half to keep the Aggies on their heels
- Showed scoring variety early against Vanderbilt (Feb. 16), netting eight of her 13 first-half points in the final 5:20 of the half
- Opened each half against Auburn (Feb. 9) with a 3-pointer and handed out five assists, her most since Dec. 1
- Hit back-to-back 3s to open double-digit scoring afternoon at Arkansas (Feb. 5)
- Saw her shots fall more consistently against Tennessee (Jan. 30), scoring the Gamecocks first points in the first, third and fourth quarters, including hitting 2-of-3 from 3-point range
- Locked down one of SEC's top scorers in Victoria Vivians in second half of win over #4/4 Mississippi State (Jan. 23), holding her to 1-of-8 shooting and five points over the final 20 minutes
- Got hot early at Auburn (Jan. 5), scoring 13 of team's first 17 points en route to 19 first-quarter points that included five 3s, most in a quarter in program history
- Reached double figures by halftime and finished with 16 points in her SEC debut against Alabama (Jan. 1)
- Caught fire from the 3-point line against Minnesota (Dec. 11), knocking down a career-best six 3s, including five in the first half
- Netted nine of her 14 points at Duke (Dec. 4) during fourth quarter, twice pulling the Gamecocks within five points
- Knocked down two timely 3s in a back-and-forth third quarter at #14/15 Texas (Dec. 1)
- Scored team's first seven points in the opening 98 seconds against #4/4 Louisville (Nov. 27) and added back-to-back 3s early in the second half to eliminate any Cardinal comeback from the eight-point halftime deficit
- Brilliant Gamecock debut at #7/6 Ohio State (Nov. 14), stuffing the box score with 37 points – 11 in the second, third and fourth quarters each – 10 rebounds, five assists and three steals ... first Gamecock to score 30 or more points in a game since Ieasia Walker netted 30 against Clemson on Nov. 18, 2010, and the most ever by a Gamecock against a ranked opponent

Miscellaneous

	Season	Career
Double-Doubles	1	1
30+ Points	1	1
20+ Points	8	8
10+ Points	22	22
10+ Rebounds	2	2
5+ Assists	3	3
Tm-High Points	7	7
Tm-High Rebs	1	1
Tm-High Assists	8	8

Career Highs

Pts	37 at Ohio State, 11/14/16
Rebs	11 at Texas A&M, 2/23/17
3FGs	6 vs. Minnesota, 12/11/16
Stls	3, 3x, last at Kentucky, 2/2/17
Assts	5, 3x, last vs. Auburn, 2/9/17
Min.	36 at Ohio State, 11/14/16

SEC Career Highs

Pts	21 at Auburn, 1/5/17
Rebs	11 at Texas A&M, 2/23/17
3FGs	5 at Auburn, 1/5/17
Stls	3, 2x, last at Kentucky, 2/2/17
Assts	5 vs. Auburn, 2/9/17
Min.	31 vs. Kentucky, 2/26/17

NCAA Career Highs

Pts	28 vs. Quinnipiac, 3/25/17
Rebs	9 vs. UNC Asheville, 3/17/17
3FGs	5 vs. Quinnipiac, 3/25/17
Stls	2 vs. Arizona State, 3/19/17
Assts	4 vs. Arizona State, 3/19/17
Min.	35 vs. Florida State, 3/27/17

Prior to South Carolina

- Two-time All-ACC selection in two seasons at Georgia Tech
- Fastest player in Georgia Tech history to 1,000 career points (52 games)
- Ranked as No. 1 guard and No. 2 overall recruit in 2013 class
- 2013 McDonald's and WBCA High School All-America

Career NCAA Tournament Game-by-Game

Date	Opponent	GS	MIN	FG-A	3FG-A	FT-A	Reb	PF	A	TO	B	S	TP
3/17/17	UNC Asheville	*	25	2-10	2-6	0-0	9	3	1	3	0	1	6
3/19/17	Arizona State	*	29	6-13	2-7	6-8	3	4	4	2	0	2	20
3/25/17	Quinnipiac	*	23	9-13	5-6	5-5	5	3	3	4	0	0	28
3/27/17	#10/13 Florida St.	*	35	10-15	0-2	3-4	5	2	2	2	0	0	23
Totals		4	112	27-51	9-21	14-17	22	12	10	11	0	3	77
			28.0	.529	.429	.824	5.5	2.5					19.3

Career Stats at South Carolina

Year	GP	GS	Min	Avg	FG	FGA	Pct	3FG	FGA	Pct	FT	FTA	Pct	Off	Def	Tot	Avg	PF	FO	A	TO	Blk	Stl	Pts	Avg
2016-17	35	34	967	27.6	159	413	.385	59	165	.358	78	97	.804	33	104	137	3.9	84	1	80	80	0	33	444	13.0

#03 DAVIS, Kaela

Opponent	Date	gs	min	Total		3-Pointers		Free throws		Rebounds				pf	a	t/o	blk	stl	pts	avg	
				fg-fga	pct	3fg-fga	pct	ft-fa	pct	off	def	tot	avg								
at #7/6 Ohio State	11/14/16	*	36	10-21	.476	4-6	.667	13-16	.813	2	8	10	10.0	3	5	5	0	3	37	37.0	
HAMPTON	11/20/16	*	30	1-9	.111	1-5	.200	0-0	.000	2	5	7	8.5	4	5	2	0	1	3	20.0	
MAINE	11/21/16	*	26	3-11	.273	1-6	.167	3-4	.750	1	2	3	6.7	1	3	2	0	1	10	16.7	
SAINT PETER'S	11/22/16	*	19	5-7	.714	4-4	1.000	0-0	.000	1	2	3	5.8	0	3	1	0	0	14	16.0	
vs #4/4 Louisville	11/27/16	*	20	5-10	.500	3-5	.600	0-0	.000	1	7	8	6.2	3	1	1	0	0	13	15.4	
at #14/15 Texas	12/01/16	*	34	3-6	.500	2-4	.500	4-4	1.000	0	3	3	5.7	2	1	5	0	2	12	14.8	
at Duke	12/04/16	*	31	5-14	.357	2-9	.222	2-4	.500	3	3	6	5.7	0	2	0	0	2	14	14.7	
MINNESOTA	12/11/16	*	28	8-15	.533	6-10	.600	0-0	.000	3	0	3	5.4	1	4	1	0	0	22	15.6	
CLEMSON	12/15/16	*	28	6-16	.375	2-7	.286	3-4	.750	2	1	3	5.1	5	4	3	0	0	17	15.8	
#9/9 UCLA	12/18/16	*	33	1-13	.077	0-1	.000	0-0	.000	0	4	4	5.0	0	2	4	0	2	2	14.4	
at Savannah State	12/21/16	*	21	3-9	.333	0-3	.000	0-0	.000	1	3	4	4.9	1	3	1	0	2	6	13.6	
ALABAMA	01/01/17	*	23	5-10	.500	1-3	.333	5-6	.833	1	2	3	4.8	3	2	1	0	1	16	13.8	
at Auburn	01/05/17	*	22	8-18	.444	5-9	.556	0-0	.000	3	2	5	4.8	3	2	3	0	1	21	14.4	
at Florida	01/08/17	*	25	4-16	.250	1-5	.200	1-1	1.000	2	4	6	4.9	3	1	3	0	2	10	14.1	
GEORGIA	01/12/17	*	27	1-10	.100	0-2	.000	2-2	1.000	0	3	3	4.7	2	2	2	0	3	4	13.4	
at LSU	01/15/17	*	28	2-7	.286	0-3	.000	4-4	1.000	0	2	2	4.6	3	3	2	0	1	8	13.1	
OLE MISS	01/19/17	*	29	3-11	.273	1-2	.500	7-8	.875	1	0	1	4.4	1	0	1	0	0	14	13.1	
#4/4 MISSISSIPPI ST.	01/23/17	*	29	1-9	.111	0-6	.000	2-2	1.000	0	0	0	4.1	3	1	2	0	1	4	12.6	
at Georgia	01/26/17	*	28	2-11	.182	2-6	.333	2-6	.333	0	3	3	4.1	3	1	1	0	0	8	12.4	
TENNESSEE	01/30/17	*	28	6-14	.429	2-3	.667	1-1	1.000	0	2	2	4.0	3	0	2	0	0	15	12.5	
at #25/- Kentucky	02/02/17	*	26	3-10	.300	1-4	.250	0-0	.000	0	2	2	3.9	3	0	3	0	3	7	12.2	
at Arkansas	02/05/17	*	27	4-11	.364	2-6	.333	0-0	.000	0	3	3	3.8	2	2	1	0	1	10	12.1	
AUBURN	02/09/17	*	25	4-9	.444	3-7	.429	0-0	.000	0	0	0	3.7	1	5	1	0	0	11	12.1	
at #1/1 UConn	02/13/17	*	25	1-10	.100	1-6	.167	0-0	.000	1	1	2	3.6	4	0	5	0	0	3	11.7	
VANDERBILT	02/16/17	*	27	6-14	.429	1-5	.200	2-4	.500	3	2	5	3.6	2	3	0	0	1	15	11.8	
at Mizzou	02/19/17	*	29	2-11	.182	0-6	.000	2-2	1.000	0	3	3	3.6	2	2	7	0	1	6	11.6	
at Texas A&M	02/23/17	*	28	3-11	.273	0-2	.000	1-1	1.000	2	9	11	3.9	3	3	2	0	0	7	11.4	
#22/- KENTUCKY	02/26/17	*	31	8-11	.727	0-2	.000	4-5	.800	0	1	1	3.8	3	3	2	0	0	20	11.8	
vs Georgia	03/03/17	*	27	3-10	.300	1-2	.500	2-2	1.000	0	1	1	3.7	2	0	2	0	1	9	11.7	
vs #20/24 Kentucky	03/04/17	*	33	7-12	.583	1-1	1.000	2-2	1.000	0	3	3	3.7	3	4	0	0	1	17	11.8	
vs #6/7 Mississippi State	03/05/17	*	32	9-16	.563	3-4	.750	2-2	1.000	0	5	5	3.7	3	3	4	0	0	23	12.2	
UNC ASHEVILLE	03/17/17	*	25	2-10	.200	2-6	.333	0-0	.000	4	5	9	3.9	3	1	3	0	1	6	12.0	
ARIZONA STATE	03/19/17	*	29	6-13	.462	2-7	.286	6-8	.750	0	3	3	3.8	4	4	2	0	2	20	12.2	
Totals			32	909	140-385	.364	54-157	.344	70-88	.795	33	94	127	3.8	79	75	74	0	33	404	12.2

Games played: 33
 Minutes/game: 27.5
 Points/game: 12.2
 FG Pct: 36.4
 3FG Pct: 34.4
 FT Pct: 79.5

Rebounds/game: 3.8
 Assists/game: 2.3
 Turnovers/game: 2.2
 Assist/turnover ratio: 1.0
 Steals/game: 1.0



TIFFANY DAVIS

#15

5-7 • Sr. • Guard • Houston, Texas • Westbury Christian
Major: Psychology

This Season's Highlights

- Selected to be a team captain
- Has played in 18 games – missed 10 games with knee injury
- Productive in eight minutes of action against Quinnipiac (Mar. 25) in the NCAA Sweet 16, scoring six-straight points for Carolina in the fourth quarter through a three-point play and jumper from beyond the arc
- Matched a career high with three assists in the first round of the NCAA Tournament against UNC Asheville (Mar. 17)
- Made her first start of the season on Senior Day against #22/- Kentucky (Feb. 26) and connected on her only field goal attempt, a 3-pointer from the right corner in the first quarter
- Grabbed two rebounds in five minutes against Vanderbilt (Feb. 16) in her first game action since Jan. 5
- Was solid defensively playing five minutes in the pivotal second quarter against #4/4 Louisville (Nov. 27)

Career Summary

- Missed 2015-16 with knee injury suffered in September
- Missed the bulk of the 2012-13 season after suffering a knee injury
- Graduated in 2016 with bachelor's degree in retail management

#15 DAVIS, Tiffany

Opponent	Date	gs min		Total		3-Pointers		Free throws		Rebounds				pts	avg						
		fg-fga	pct	3fg-fga	pct	ft-fa	pct	off	def	tot	avg	pf	a			t/o	blk	stl			
at #7/6 Ohio State	11/14/16	1	0-0	.000	0-0	.000	0-0	.000	0	0	0	0.0	0	0	0	0	0	0	0	0.0	
HAMPTON	11/20/16	13	1-3	.333	0-1	.000	2-3	.667	1	1	2	1.0	0	0	0	0	0	0	0	4	2.0
MAINE	11/21/16	10	1-2	.500	0-1	.000	0-0	.000	0	2	2	1.3	0	1	1	0	0	0	2	2.0	
SAINT PETER'S	11/22/16	17	0-3	.000	0-2	.000	0-0	.000	0	3	3	1.8	0	1	1	0	1	0	1	0	1.5
vs #4/4 Louisville	11/27/16	9	0-1	.000	0-1	.000	1-2	.500	0	2	2	1.8	0	0	0	0	0	0	1	1.4	
at Duke	12/04/16	3	0-0	.000	0-0	.000	0-0	.000	1	0	1	1.7	0	0	2	0	0	0	0	1.2	
MINNESOTA	12/11/16	7	0-2	.000	0-2	.000	0-0	.000	0	1	1	1.6	0	0	1	0	0	1	0	1.0	
CLEMSON	12/15/16	4	0-2	.000	0-1	.000	0-0	.000	0	0	0	1.4	1	0	0	0	0	0	0	0.9	
ALABAMA	01/01/17	8	1-1	1.000	1-1	1.000	0-0	.000	0	0	0	1.2	0	0	0	0	0	0	3	1.1	
at Auburn	01/05/17	3	0-1	.000	0-1	.000	0-0	.000	0	0	0	1.1	0	0	0	0	0	0	0	1.0	
VANDERBILT	02/16/17	5	0-2	.000	0-2	.000	0-0	.000	1	1	2	1.2	0	0	0	0	0	0	0	0.9	
at Mizzou	02/19/17	1	0-0	.000	0-0	.000	0-0	.000	0	0	0	1.1	0	0	0	0	0	0	0	0.8	
at Texas A&M	02/23/17	4	0-0	.000	0-0	.000	0-0	.000	0	0	0	1.0	1	0	0	0	0	0	0	0.8	
#22/- KENTUCKY	02/26/17	* 7	1-1	1.000	1-1	1.000	0-0	.000	0	0	0	0.9	0	1	0	0	0	0	3	0.9	
vs Georgia	03/03/17	11	0-1	.000	0-1	.000	0-0	.000	0	0	0	0.9	2	0	1	0	0	0	0	0.9	
vs #20/24 Kentucky	03/04/17	0	0-0	.000	0-0	.000	0-0	.000	0	0	0	0.8	0	0	0	0	0	0	0	0.8	
UNC ASHEVILLE	03/17/17	14	0-3	.000	0-3	.000	2-2	1.000	0	2	2	0.9	2	3	0	0	0	0	2	0.9	
Totals		1	117	4-22	.182	2-17	.118	5-7	.714	3	12	15	0.9	6	6	5	1	1	15	0.9	

Games played: 17
 Minutes/game: 6.9
 Points/game: 0.9
 FG Pct: 18.2
 3FG Pct: 11.8

Rebounds/game: 0.9
 Assists/game: 0.4
 Turnovers/game: 0.3
 Assist/turnover ratio: 1.2
 Steals/game: 0.1

Career NCAA Tournament Game-by-Game

Date	Opponent	GS	MIN	FG-A	3FG-A	FTA	Reb	PF	A	TO	B	S	TP
3/23/14	CS Northridge	4	0-0	0-0	0-0	3	1	0	0	0	0	0	0
3/25/14	Oregon St.	4	0-1	0-1	0-0	1	1	1	0	0	0	0	0
3/30/14	#12/13 N. Carolina	16	1-2	1-2	0-0	1	1	0	1	0	0	0	3
3/20/15	Savannah St.	5	0-2	0-1	0-0	3	0	0	0	0	0	0	0
3/22/15	Syracuse	2	1-1	1-1	0-0	0	0	0	0	0	0	0	3
3/27/15	#15/12 N. Carolina												
3/29/15	#7/7 Florida St.												
4/5/15	#2/2 Notre Dame												
3/18/16	Jacksonville												
3/20/16	Kansas St.												
3/25/16	#14/15 Syracuse												
3/17/17	UNC Asheville	14	0-3	0-3	2-2	2	2	3	0	0	0	0	2
3/19/17	Arizona State												
3/25/17	Quinnipiac	8	2-2	1-1	1-1	1	1	0	1	0	0	0	6
3/27/17	#10/13 Florida St.												
Totals		0	53	4-11	3-9	3-3	11	6	4	2	0	0	14
			7.6	.364	.333	1.000	1.6	0.6					2.0

Career Stats at South Carolina

Year	GP	GS	Min	Avg	FG	FGA	Pct	3FG	FGA	Pct	FT	FTA	Pct	Off	Def	Tot	Avg	PF	FO	A	TO	Blk	Stl	Pts	Avg
2012-13	3	0	40	13.3	4	8	.500	1	4	.250	3	4	.750	1	3	4	1.3	2	0	4	2	0	5	12	4.0
2013-14	32	7	356	11.1	23	59	.390	12	30	.400	19	26	.731	5	27	32	1.0	29	0	29	40	1	4	77	2.4
2014-15	16	0	84	5.3	6	16	.375	5	13	.385	6	9	.667	5	13	18	1.1	5	0	7	9	0	0	23	1.4
2016-17	18	1	125	6.9	6	24	.250	3	18	.167	6	8	.750	4	12	16	0.9	7	0	6	6	1	1	21	1.2
Career	69	8	605	8.8	39	107	.364	21	65	.323	34	47	.723	15	55	70	1.0	43	0	46	57	2	10	133	1.9

Miscellaneous

	Season	Career
10+ Points	0	1
5+ Steals	0	1
Tm-High Points	0	0
Tm-High Assists	0	0

Career Highs

Pts 11 vs. Ole Miss, 1/30/14
 3FGs 2, 3x, last vs. Ole Miss, 1/30/14
 Rebs 6 at Arkansas, 1/2/14
 Stls 5 vs. Elon, 11/9/12
 Assts .. 3, 5x, last vs. UNC Asheville, 3/17/17
 Min 30 at Arkansas, 1/2/14

SEC Career Highs

Pts 11 vs. Ole Miss, 1/30/14
 Rebs 6 at Arkansas, 2/11/16
 3FGs 2 vs. Ole Miss, 1/30/14
 Stls
 Assts 2, 4x, last at LSU, 1/4/15
 Min 30 at Arkansas, 1/2/14

NCAA Career Highs

Pts 6 vs. Quinnipiac, 3/25/17
 Rebs 3, 2x, last vs. Savannah St., 3/20/15
 3FGs 1, 3x, last vs. Quinnipiac, 3/25/17
 Stls
 Assts 3 vs. UNC Asheville, 3/17/17
 Min 16 vs. North Carolina, 3/30/14

Season Highs

Pts 6 vs. Quinnipiac, 3/25
 3FGs 1, 3x, last vs. Quinnipiac, 3/25
 Rebs 3 vs. Saint Peter's, 11/22
 Stls 1 vs. Saint Peter's, 11/22
 Assts 3 vs. UNC Asheville, 3/17
 Min 17 vs. Saint Peter's, 11/22



ALLISHA GRAY

#10

6-0 • Jr. • Guard • Sandersville, Ga. • North Carolina
Major: Broadcasting

Career Highlights

- SEC Player of the Week (1/17-23)
- Dawn Staley Award Midseason Watch List
- Naismith Trophy Top 50 Preseason Watch List
- First-Team All-ACC (2015)
- WBCA Honorable Mention All-America (2015)
- Full Court Freshman All-America Second Team (2014)

This Season's Highlights

- Started 34 of 35 games, finishing in double figures in all but eight contests
- Second on the team in steals (1.3) and assists (2.5) ... ranks 24th in SEC in scoring and rose to 20th in conference action while checking in at 14th in free throw percentage (.750) in league play
- Tallied nine of her 11 points in the first half against #10/13 Florida State (Mar. 27) in the NCAA Elite Eight, closing the 20 minutes with a productive stretch highlighted by two tough baskets down low and a steal that put Carolina at the line
- Continued to pace Carolina on the glass in the NCAA Sweet 16 against Quinnipiac (Mar. 25) after grabbing a game-best eight rebounds ... scored eight of her 19 points in the second quarter to help establish a commanding halftime lead
- Scored early and late in NCAA second-round game against Arizona State (Mar. 19) with six points and four rebounds in first quarter and five straight points, including clutch three-point play, during 16-4 run to start fourth quarter
- Delivered her first career double-double (22 points, 12 rebounds) with tremendous effort on the glass in the opening round of NCAA Tournament against UNC Asheville (Mar. 17) with five of her first seven field goals coming off put-backs
- Effective from deep early in the SEC semifinal against Georgia (Mar. 3) with three first-half 3s, finishing with 17 points
- Shot 4-of-5 from the floor and connected on six of seven free throws in the second half against #22/- Kentucky (Feb. 26)
- Converted two tough put-back buckets at Texas A&M (Feb. 23) and scored eight of her 12 points in the third period to help keep the Gamecock lead at double digits after halftime
- Netted eight of her 11 points at #25/- Kentucky (Feb. 2) during momentum-shifting 22-4 run to close the first half, accounting for six of the team's first eight points throughout the dominant stretch
- Battled against Tennessee (Jan. 30) with the Gamecocks' frontcourt in foul trouble in the first half, posting eight points and six boards in the opening 20 minutes
- Engineered pivotal 18-5 fourth-quarter run at Georgia (Jan. 26), scoring 11 points during the stretch
- Came alive in the second half against #4/4 Mississippi State (Jan. 23) with 16 of her 17 points in the final two periods, including 12 in the third quarter to help Carolina turn a seven-point halftime deficit into a one-point lead ... delivered the key defensive play after running down a Bulldog guard to deter a layup in transition and preserve the one-point Gamecock lead with 54 seconds to play
- Second on team in points and rebounds at LSU (Jan. 15) battling in the forward spot while blocking a career-best three shots ... became the second Gamecock this season to pair a 20-point game with at least three blocks
- Grabbed the biggest rebound of her seven against Georgia (Jan. 12) off a missed Lady Bulldog free throw with three seconds left then hit the resulting two free throws to stretch the Gamecock lead to three ... six of her seven rebounds and 11 of her 14 points came in the second half
- Converted two crucial 3-point plays against #9/9 UCLA (Dec. 18), the second of which pushed Carolina's lead back to double-digits early in the fourth quarter
- Triggered South Carolina's 3-point shooting outburst against Minnesota (Dec. 11), connecting on two early 3s to help open the contest on a 15-0 run ... finished with 18 points in just 19 minutes of action
- Tallied 11 of her game-high 17 points in the third quarter against #4/4 Louisville (Nov. 27), including six during a 16-5 run to help end any threat of a Cardinal comeback
- Crafty scorer with 24 points at #7/6 Ohio State (Nov. 14) in Gamecock debut, including five as part of 10-0 run early in fourth quarter to end Buckeyes' comeback hopes

Miscellaneous

	Season	Career
20+ Points	3	3
10+ Points	27	27
5+ Assists	5	5
Tm-High Points	2	2
Tm-High Assists	9	9
Tm-High Rebs.	4	4

Career Highs

Pts	24 at Ohio State, 11/14/16
Rebs	12 vs. UNC Asheville, 3/17/17
3FGs	4, 2x, last at Florida, 1/8/17
Stls	5 at Savannah St., 12/21/16
Assts	7 vs. Minnesota, 12/11/16
Min.	38, 4x, last at UConn, 2/13/17

SEC Career Highs

Pts	21 at LSU, 1/15/17
Rebs	8 vs. Tennessee, 1/30/17
3FGs	4 at Florida, 1/8/17
Stls	4 at Florida, 1/8/17
Assts	6 vs. Auburn, 2/9/17
Min.	38, 2x, last vs. Tennessee, 1/30/17

NCAA Career Highs

Pts	22 vs. UNC Asheville, 3/17/17
Rebs	12 vs. UNC Asheville, 3/17/17
3FGs	1, 2x, last vs. Florida State, 3/27/17
Stls	2 vs. Quinnipiac, 3/25/17
Assts	3 vs. UNC Asheville, 3/17/17
Min.	37 vs. Florida State, 3/27/17

Prior to South Carolina

- Played two seasons at North Carolina, amassing over 1,000 career points in that time
- 2015 First-Team All-ACC and WBCA All-Region
- Ranked as No. 4 guard and No. 7 overall recruit in 2013 class
- Three-time Georgia state player of the year (2010-12)

Career NCAA Tournament Game-by-Game

Date	Opponent	GS	MIN	FG-A	3FG-A	FT-A	Reb	PF	A	TO	B	S	TP
3/17/17	UNC Asheville	*	21	11-13	0-1	0-1	12	2	3	0	1	0	22
3/19/17	Arizona State	*	32	4-10	0-0	3-3	8	3	2	2	0	0	11
3/25/17	Quinnipiac	*	27	9-15	1-3	0-0	8	3	2	1	0	2	19
3/27/17	#10/13 Florida St.*	*	37	4-7	1-2	2-2	4	1	2	4	1	1	11
Totals		4	117	28-45	2-6	5-6	32	9	9	7	2	3	63
				29.3	.622	.333	.833	8.0	2.3				15.8

Career Stats at South Carolina

Year	GP	GS	Min	Avg	FG	FGA	Pct	3FG	FGA	Pct	FT	FTA	Pct	Off	Def	Tot	Avg	PF	FO	A	TO	Blk	Stl	Pts	Avg
2016-17	35	34	998	28.5	168	328	.512	36	112	.321	79	109	.725	65	101	166	4.7	75	1	89	49	20	47	451	12.9

#10 GRAY, Allisha

Opponent	Date	gs	min	Total		3-Pointers		Free throws		Rebounds				pf	a	t/o	blk	stl	pts	avg	
				fg-fga	pct	3fg-fga	pct	ft-fa	pct	off	def	tot	avg								
at #7/6 Ohio State	11/14/16	*	38	10-18	.556	0-3	.000	4-8	.500	1	6	7	7.0	2	3	0	0	2	24	24.0	
HAMPTON	11/20/16	*	24	4-9	.444	2-7	.286	6-7	.857	0	1	1	4.0	0	4	0	0	2	16	20.0	
MAINE	11/21/16	*	22	5-9	.556	0-1	.000	0-0	.000	2	1	3	3.7	1	3	2	0	0	10	16.7	
SAINT PETER'S	11/22/16	*	19	4-7	.571	1-4	.250	4-5	.800	3	5	8	4.8	1	5	1	1	1	13	15.8	
vs #4/4 Louisville	11/27/16	*	22	7-12	.583	2-5	.400	1-1	1.000	1	2	3	4.4	2	0	0	0	0	17	16.0	
at #14/15 Texas	12/01/16	*	35	2-7	.286	0-1	.000	4-4	1.000	0	4	4	4.3	4	0	3	0	0	8	14.7	
at Duke	12/04/16	*	37	4-9	.444	2-6	.333	1-2	.500	4	2	6	4.6	4	6	2	0	1	11	14.1	
MINNESOTA	12/11/16	*	19	7-13	.538	4-10	.400	0-0	.000	1	4	5	4.6	1	7	1	0	2	18	14.6	
CLEMSON	12/15/16	*	27	3-10	.300	1-3	.333	1-2	.500	1	1	2	4.3	2	1	0	2	2	8	13.9	
#9/9 UCLA	12/18/16	*	23	4-6	.667	0-0	.000	3-5	.600	0	3	3	4.2	1	2	0	0	0	11	13.6	
at Savannah State	12/21/16	*	21	6-10	.600	0-1	.000	0-1	.000	2	2	4	4.2	1	4	1	2	5	12	13.5	
ALABAMA	01/01/17	*	18	2-8	.250	1-4	.250	2-2	1.000	1	1	2	4.0	3	2	1	1	1	7	12.9	
at Auburn	01/05/17	*	23	2-7	.286	1-5	.200	0-0	.000	2	2	4	4.0	2	2	5	0	0	5	12.3	
at Florida	01/08/17	*	27	6-10	.600	4-7	.571	2-2	1.000	3	3	6	4.1	5	2	0	1	4	18	12.7	
GEORGIA	01/12/17	*	26	4-11	.364	1-3	.333	5-6	.833	3	4	7	4.3	2	1	1	0	1	14	12.8	
at LSU	01/15/17	*	31	7-8	.875	2-2	1.000	5-5	1.000	3	2	5	4.4	2	2	5	3	2	21	13.3	
OLE MISS	01/19/17	*	30	4-8	.500	0-1	.000	3-4	.750	2	3	5	4.4	1	4	3	1	1	11	13.2	
#4/4 MISSISSIPPI ST.	01/23/17	*	38	5-9	.556	2-3	.667	5-8	.625	3	4	7	4.6	3	1	1	0	2	17	13.4	
at Georgia	01/26/17	*	36	7-11	.636	1-2	.500	3-5	.600	1	3	4	4.5	2	1	1	2	2	18	13.6	
TENNESSEE	01/30/17	*	38	6-12	.500	0-2	.000	2-3	.667	2	6	8	4.7	4	1	2	0	1	14	13.7	
at #25/- Kentucky	02/02/17	*	28	3-6	.500	2-5	.400	3-3	1.000	2	3	5	4.7	0	2	1	1	3	11	13.5	
at Arkansas	02/05/17	*	25	4-9	.444	2-5	.400	0-0	.000	2	2	4	4.7	2	4	0	0	2	10	13.4	
AUBURN	02/09/17	*	33	3-7	.429	1-4	.250	2-2	1.000	2	1	3	4.6	1	6	0	0	0	9	13.2	
at #1/1 UConn	02/13/17	*	38	3-7	.429	1-3	.333	0-2	.000	1	1	2	4.5	4	2	4	1	2	7	12.9	
VANDERBILT	02/16/17	*	22	4-8	.500	0-3	.000	3-6	.500	2	0	2	4.4	2	5	2	1	1	11	12.8	
at Mizzou	02/19/17	*	34	5-13	.385	1-6	.167	2-5	.400	2	2	4	4.4	4	3	1	0	3	13	12.8	
at Texas A&M	02/23/17	*	33	4-7	.571	0-2	.000	4-4	1.000	2	4	6	4.4	1	3	2	1	1	12	12.8	
#22/- KENTUCKY	02/26/17	*	27	5-9	.556	0-1	.000	7-9	.778	2	1	3	4.4	3	1	0	0	0	17	13.0	
vs Georgia	03/03/17	*	27	6-10	.600	3-5	.600	2-2	1.000	2	2	4	4.4	2	1	1	0	1	17	13.1	
vs #20/24 Kentucky	03/04/17	*	29	3-9	.333	0-1	.000	0-0	.000	1	1	2	4.3	1	2	1	0	1	6	12.9	
vs #6/7 Mississippi State	03/05/17	*	31	1-4	.250	0-1	.000	0-0	.000	1	4	5	4.3	3	0	1	1	1	2	12.5	
UNC ASHEVILLE	03/17/17	*	21	11-13	.846	0-1	.000	0-1	.000	7	5	12	4.6	2	3	0	1	0	22	12.8	
ARIZONA STATE	03/19/17	*	32	4-10	.400	0-0	.000	3-3	1.000	2	6	8	4.7	3	2	2	0	0	11	12.8	
Totals			32	934	155-306	.507	34-107	.318	77-107	.720	63	91	154	4.7	71	85	44	19	44	421	12.8

Games played: 33
Minutes/game: 28.3
Points/game: 12.8
FG Pct: 50.7
3FG Pct: 31.8
FT Pct: 72.0

Rebounds/game: 4.7
Assists/game: 2.6
Turnovers/game: 1.3
Assist/turnover ratio: 1.9
Steals/game: 1.3
Blocks/game: 0.6



TYASHA HARRIS

#52

5-10 • Fr. • Guard • Noblesville, Ind. • Heritage Christian
Major: Sports Management

This Season's Highlights

- Has 25 starts, moving into the full-time role at the start of SEC play
- Leads the team in assists with 3.3 per game, to rank 14th in the league
- In league play, ranked fourth among conference players in assist-to-turnover ratio (2.4) and was also in the top 10 in assists (9th, 3.8) - both topped rankings among league freshmen
- Shined on both ends of the floor in the NCAA Elite Eight against #10/13 Florida State (Mar. 27) after notching 16 points and three steals ... grabbed a career-best six rebounds, including a crucial offensive board that led to a layup that pushed Carolina's lead to five with 1:42 to play ... sealed the victory after intercepting an in-bounds pass before converting a pair of free throws to make it a seven-point advantage with eight seconds remaining
- Displayed good vision early in her NCAA Tournament debut against UNC Asheville (Mar. 17) with four assists in the first 12 minutes of the contest ... registered a game-high seven assists and equaled a career high with five boards
- Continued to facilitate the Carolina offense at the SEC Tournament with 4.0 assists per contest over the three-game stretch
- Enjoyed a productive offensive showing against #22/- Kentucky (Feb. 26) with a career-high eight assists to go with 13 points ... four of her assists came in the fourth quarter, and she netted six of Carolina's final nine points, tallying each from the free throw line to seal the victory
- Made plays on the defensive end against Auburn (Feb. 9) with a career-high two blocks in the first half and a game-high three steals to go with four assists
- Opened scoring at #25/- Kentucky (Feb. 2) with a 3-pointer and dished out three of her five assists during 22-4 run to close the second quarter
- Delivered three assists in the opening six minutes against Tennessee (Jan. 30), and the last of her game-high six assists set up a Carolina 3-pointer in the corner that cut the Lady Vol lead to two points with 1:20 remaining
- Gave Gamecocks first lead over #4/4 Mississippi State (Jan. 23) with clutch third-quarter 3 as part of 13-2 run that overcame seven-point halftime deficit
- Dished out two of her game-high five assists against Ole Miss (Jan. 19) during Carolina's crucial 13-3 second-quarter run
- Impacted the game on both ends of the floor against Georgia (Jan. 12) with career highs in points (11) and steals (4) ... connected on three 3s, including one from the right corner that answered a Georgia 3-pointer and sparked a pivotal 7-1 Gamecock run in the fourth quarter
- Jump-started Carolina's 12-2 run to open the game against Alabama (Jan. 1) with a 3-pointer in the first minute and four of her career-high six assists in the first half
- Impressed against Minnesota (Dec. 11) in first career start with nine points and three 3-pointers, including the first basket of the game that sparked a 15-0 run ... facilitated the offense in the opening two quarters, matching her career high in assists (6) by the half
- Played a great all-around game against #14/15 Texas (Dec. 1) in a career-high 30 minutes of action, notching three steals and reaching double figures (10) for the first time ... netted four-straight points late in the fourth quarter to put the game out of the Longhorns' reach
- Drew the second-half start against #4/4 Louisville (Nov. 27), logging 14 of her 29 minutes during the half and dishing out five of her career-high six assists in that time

Miscellaneous

	Season	Career
10+ Points	5	5
5+ Assists	11	11
Tm-High Points	0	0
Tm-High Assists	15	15

Career Highs

Pts	16 vs. Florida State, 3/27/17
Rebs	6 vs. Florida State, 3/27/17
Stls	4 vs. Georgia, 1/12/17
Assts	8 vs. Kentucky, 2/26/17
Min	38, 2x, last vs. Florida State, 3/27/17

SEC Career Highs

Pts	13 vs. Kentucky, 2/26/17
Rebs	4, 3x, last vs. Ole Miss, 1/19/17
Stls	4 vs. Georgia, 1/12/17
Assts	8 vs. Kentucky, 2/26/17
Min	38 vs. Tennessee, 1/30/17

NCAA Career Highs

Pts	16 vs. Florida State, 3/27/17
Rebs	6 vs. Florida State, 3/27/17
Stls	3 vs. Florida State, 3/27/17
Assts	7 vs. UNC Asheville, 3/17/17
Min	38 vs. Florida State, 3/27/17

Prior to South Carolina

- Ranked as the No. 27 recruit overall and the No. 8 point guard in the 2016 Class
- Finalist for Indiana's Miss Basketball award
- Helped Heritage Christian to three straight state titles, including the 2016 championship in the program's first season in Class 3A
- Is her high school's all-time top scorer with 2,004 career points, also holding school record in steals (487) and ranking third in assists (426)
- Earned gold medal with USA Basketball in 2016 FIBA Americas U18 Championship

Career NCAA Tournament Game-by-Game

Date	Opponent	GS	MIN	FG-A	3FG-A	FT-A	Reb	PF	A	TO	B	S	TP
3/17/17	UNC Asheville	*	26	2-3	0-0	0-1	5	2	7	0	0	1	4
3/19/17	Arizona State	*	32	1-1	1-1	0-2	1	3	3	2	0	0	3
3/25/17	Quinnipiac	*	14	1-2	0-0	0-0	4	2	3	1	0	1	2
3/27/17	#10/13 Florida St.	*	38	5-6	2-2	4-5	6	1	2	2	0	3	16
Totals		4	110	9-12	3-3	4-8	16	8	15	5	0	5	25
				27.5	.750	1.000	.500	4.0	3.8				6.3

Career Stats at South Carolina

Year	GP	GS	Min	Avg	FG	FGA	Pct	3FG	FGA	Pct	FT	FTA	Pct	Off	Def	Tot	Avg	PF	FO	A	TO	Blk	Stl	Pts	Avg
2016-17	35	25	904	25.8	70	161	.435	25	75	.333	28	42	.667	5	62	67	1.9	54	0	114	55	7	35	193	5.5

#52 HARRIS, Tyasha

Opponent	Date	gs	min	Total		3-Pointers		Free throws		Rebounds				pf	a	t/o	blk	stl	pts	avg
				fg-fga	pct	3fg-fga	pct	ft-fga	pct	off	def	tot	avg							
at #7/6 Ohio State	11/14/16	19	1-4	.250	0-0	.000	1-2	.500	0	0	0	0.0	1	3	1	0	0	3	3.0	
HAMPTON	11/20/16	16	1-4	.250	1-3	.333	0-0	.000	0	2	2	1.0	0	2	0	1	0	3	3.0	
MAINE	11/21/16	19	2-4	.500	0-1	.000	0-0	.000	0	2	2	1.3	1	3	2	0	1	4	3.3	
SAINT PETER'S	11/22/16	14	3-5	.600	1-3	.333	0-0	.000	0	0	0	1.0	0	1	2	1	0	7	4.3	
vs #4/4 Louisville	11/27/16	29	0-3	.000	0-2	.000	0-0	.000	0	0	0	0.8	1	6	1	0	0	0	3.4	
at #14/15 Texas	12/01/16	30	2-6	.333	0-4	.000	6-8	.750	0	1	1	0.8	1	0	0	0	3	10	4.5	
at Duke	12/04/16	25	1-2	.500	1-1	1.000	0-0	.000	0	1	1	0.9	0	1	4	0	0	3	4.3	
MINNESOTA	12/11/16 *	21	3-5	.600	3-4	.750	0-0	.000	0	1	1	0.9	2	6	3	0	0	9	4.9	
CLEMSON	12/15/16	7	0-0	.000	0-0	.000	0-0	.000	0	1	1	0.9	1	0	2	0	0	0	4.3	
#9/9 UCLA	12/18/16	19	1-2	.500	0-0	.000	0-2	.000	1	0	1	0.9	1	1	1	0	0	2	4.1	
at Savannah State	12/21/16	22	5-9	.556	0-1	.000	0-0	.000	1	4	5	1.3	1	1	0	0	0	10	4.6	
ALABAMA	01/01/17 *	25	3-5	.600	1-3	.333	0-0	.000	0	1	1	1.3	1	6	1	1	1	7	4.8	
at Auburn	01/05/17 *	23	2-5	.400	1-3	.333	0-0	.000	0	3	3	1.4	2	2	2	0	1	5	4.8	
at Florida	01/08/17 *	29	2-5	.400	0-2	.000	1-2	.500	0	2	2	1.4	3	2	2	0	2	5	4.9	
GEORGIA	01/12/17 *	31	3-8	.375	3-7	.429	2-2	1.000	1	3	4	1.6	3	3	2	0	4	11	5.3	
at LSU	01/15/17 *	29	3-7	.429	0-2	.000	0-0	.000	0	4	4	1.8	1	3	2	0	2	6	5.3	
OLE MISS	01/19/17 *	32	2-3	.667	0-1	.000	0-0	.000	0	4	4	1.9	0	5	2	1	0	4	5.2	
#4/4 MISSISSIPPI ST.	01/23/17 *	35	1-3	.333	1-3	.333	2-2	1.000	0	1	1	1.8	3	3	4	1	0	5	5.2	
at Georgia	01/26/17 *	25	0-5	.000	0-2	.000	0-0	.000	0	0	0	1.7	4	2	0	0	2	0	4.9	
TENNESSEE	01/30/17 *	38	2-6	.333	1-5	.200	1-2	.500	0	1	1	1.7	4	6	3	0	0	6	5.0	
at #25/- Kentucky	02/02/17 *	27	2-5	.400	2-4	.500	1-2	.500	0	1	1	1.7	1	5	2	0	0	7	5.1	
at Arkansas	02/05/17 *	20	1-2	.500	0-0	.000	2-2	1.000	0	1	1	1.6	0	5	0	0	1	4	5.0	
AUBURN	02/09/17 *	30	1-4	.250	1-2	.500	0-0	.000	0	2	2	1.7	0	4	1	2	3	3	5.0	
at #1/1 UConn	02/13/17 *	34	3-11	.273	1-8	.125	0-0	.000	1	2	1.7	3	3	0	0	2	7	5.0		
VANDERBILT	02/16/17 *	27	4-10	.400	1-2	.500	0-0	.000	0	2	2	1.7	0	1	0	0	3	9	5.2	
at Mizzou	02/19/17 *	23	1-4	.250	0-1	.000	0-0	.000	0	3	3	1.7	2	1	0	0	1	2	5.1	
at Texas A&M	02/23/17 *	29	3-6	.500	1-3	.333	0-0	.000	0	0	0	1.7	0	4	2	0	1	7	5.1	
#22/- KENTUCKY	02/26/17 *	29	3-3	1.000	1-1	1.000	6-8	.750	0	1	1	1.6	3	8	2	0	0	13	5.4	
vs Georgia	03/03/17 *	22	1-5	.200	0-2	.000	2-2	1.000	0	2	2	1.7	1	6	3	0	1	4	5.4	
vs #20/24 Kentucky	03/04/17 *	30	2-4	.500	1-1	1.000	0-0	.000	0	2	2	1.7	4	1	2	0	2	5	5.4	
vs #6/7 Mississippi State	03/05/17 *	35	3-4	.750	1-1	1.000	0-0	.000	0	1	1	1.6	2	5	4	0	0	7	5.4	
UNC ASHEVILLE	03/17/17 *	26	2-3	.667	0-0	.000	0-1	.000	0	5	5	1.8	2	7	0	0	1	4	5.4	
ARIZONA STATE	03/19/17 *	32	1-1	1.000	1-1	1.000	0-2	.000	0	1	1	1.7	3	3	2	0	0	3	5.3	
Totals		23	852	64-153	.418	23-73	.315	24-37	.649	4	53	57	1.7	51	109	52	7	31	175	5.3

Games played: 33
Minutes/game: 25.8
Points/game: 5.3
FG Pct: 41.8
3FG Pct: 31.5
FT Pct: 64.9

Rebounds/game: 1.7
Assists/game: 3.3
Turnovers/game: 1.6
Assist/turnover ratio: 2.1
Steals/game: 0.9
Blocks/game: 0.2



MIKIAH HERBERT HARRIGAN #21

6-2 • Fr. • Forward • Pembroke Pines, Fla./Flanagan
Major: Criminal Justice

This Season's Highlights

- Played in every game this season, including 21.9 minutes per contest in postseason play
- Ranks 11th in the SEC with 1.1 bpg on the season
- Averaged 7.4 points on 60.8 percent shooting (31-of-51) from the floor over her last 11 contests
- Grabbed tough defensive rebound in traffic to preserve one-point lead in last 31 seconds against Arizona State (Mar. 19)
- Netted 12 of her 14 points over the last 15 minutes against UNC Asheville (Mar. 17) in her NCAA Tournament debut
- Turned in a clinical first-half shooting performance against #20/24 Kentucky (Mar. 4) in the SEC Tournament semifinals, connecting on all seven field goal attempts over first two periods ... scored 14 of her career-best 17 points in first half
- Tremendous on the glass after getting the start in place of center Alaina Coates in the SEC Tournament against Georgia (Mar. 3) with a game-high 10 rebounds, seven of which came on the defensive end
- Scored Carolina's first six points in the second quarter at Texas A&M (Feb. 23) to put the Gamecocks ahead by one in a back-and-forth first half ... finished with an SEC career high 13 points and added a block and a steal
- Continued strong shooting with a perfect game at Missouri (Feb. 19), including her first career 3-pointer help Gamecocks hold early fourth-quarter lead
- Connected on all five of her field goals against Vanderbilt (Feb. 16) to finish with an SEC career-high 12 points ... scored eight of Carolina's final 10 points over the last five minutes of the game and chipped in two fourth-quarter blocks
- Boasted a strong finish on the glass at Arkansas (Feb. 5) with four of her six boards in the fourth quarter, including three over the final 1:54
- Drew first career start against Georgia (Jan. 12), stepping into the lineup for the injured A'ja Wilson
- Protected the rim in the second half in her SEC debut against Alabama (Jan. 1) with four blocks in the final 20 minutes, including one on back-to-back Crimson Tide possessions late in the contest

Miscellaneous

	Season	Career
10+ Points	6	6
10+ Rebounds	1	1
Tm-High Points	0	0
Tm-High Rebs	1	1

Career Highs

Pts	17 vs. Kentucky, 3/4/17
Rebs	10 vs. Georgia, 3/3/17
Blks	4 vs. Alabama, 1/1/17
Stls	2, 2x, last vs. Arizona State, 3/19/17
Min	30 vs. Georgia, 3/3/17

SEC Career Highs

Pts	13 at Texas A&M, 2/23/17
Rebs	6 at Arkansas, 2/5/17
Blks	4 vs. Alabama, 1/1/17
Stls	1, 3x, last at Texas A&M, 2/23/17
Min	24 vs. Georgia, 1/12/17

NCAA Career Highs

Pts	14 vs. UNC Asheville, 3/17/17
Rebs	5 vs. Quinnipiac, 3/25/17
Blks	2 vs. Quinnipiac, 3/25/17
Stls	2 vs. Arizona State, 3/19/17
Min	26 vs. Quinnipiac, 3/25/17

Opponent	Date	gs	min	Total		3-Pointers		Free throws		Rebounds					pts	avg			
				fg-fga	pct	3fg-fga	pct	ft-fta	pct	off	def	tot	avg	pf			a	t/o	blk
at #7/6 Ohio State	11/14/16	22	2-2	1.000	0-0	.000	0-1	.000	2	3	5	5.0	4	0	5	1	1	4	4.0
HAMPTON	11/20/16	17	4-9	.444	0-0	.000	0-0	.000	4	3	7	6.0	0	2	0	2	1	8	6.0
MAINE	11/21/16	24	5-8	.625	0-0	.000	3-5	.600	2	6	8	6.7	1	2	0	0	0	13	8.3
SAINT PETER'S	11/22/16	25	4-11	.364	0-2	.000	1-2	.500	2	2	4	6.0	0	0	2	2	2	9	8.5
vs #4/4 Louisville	11/27/16	17	3-5	.600	0-0	.000	5-5	1.000	0	2	2	5.2	1	1	0	1	1	11	9.0
at #14/15 Texas	12/01/16	18	1-4	.250	0-0	.000	0-1	.000	1	3	4	5.0	1	2	0	0	0	2	7.8
at Duke	12/04/16	8	0-0	.000	0-0	.000	0-0	.000	0	3	3	4.7	0	1	0	0	0	0	6.7
MINNESOTA	12/11/16	17	1-4	.250	0-0	.000	3-4	.750	2	1	3	4.5	5	2	1	0	1	5	6.5
CLEMSON	12/15/16	15	2-4	.500	0-0	.000	4-4	1.000	1	4	5	4.6	2	0	2	2	0	8	6.7
#9/9 UCLA	12/18/16	23	1-3	.333	0-0	.000	0-0	.000	2	5	7	4.8	2	0	2	3	1	2	6.2
at Savannah State	12/21/16	22	1-5	.200	0-0	.000	1-2	.500	3	3	6	4.9	0	0	3	3	0	3	5.9
ALABAMA	01/01/17	20	2-6	.333	0-0	.000	0-0	.000	2	3	5	4.9	2	1	2	4	1	4	5.8
at Auburn	01/05/17	15	1-2	.500	0-0	.000	0-0	.000	1	3	4	4.8	5	0	1	2	0	2	5.5
at Florida	01/08/17	16	3-7	.429	0-0	.000	1-2	.500	1	2	3	4.7	1	0	1	0	0	7	5.6
GEORGIA	01/12/17 *	25	0-4	.000	0-0	.000	0-0	.000	1	1	2	4.5	0	0	3	0	0	0	5.2
at LSU	01/15/17	10	1-3	.333	0-0	.000	0-0	.000	0	2	2	4.4	1	0	0	0	0	2	5.0
OLE MISS	01/19/17	14	1-7	.143	0-0	.000	0-0	.000	2	1	3	4.3	1	0	0	2	0	2	4.8
#4/4 MISSISSIPPI ST.	01/23/17	1	0-0	.000	0-0	.000	0-0	.000	0	0	0	4.1	0	0	0	0	0	0	4.6
at Georgia	01/26/17	3	0-0	.000	0-0	.000	0-0	.000	0	0	0	3.8	1	0	1	0	0	0	4.3
TENNESSEE	01/30/17	5	0-0	.000	0-0	.000	0-0	.000	0	1	1	3.7	1	0	0	0	0	0	4.1
at #25/- Kentucky	02/02/17	12	2-5	.400	0-1	.000	0-0	.000	0	2	2	3.6	2	0	1	1	0	4	4.1
at Arkansas	02/05/17	17	3-4	.750	0-0	.000	0-1	.000	2	4	6	3.7	2	0	3	2	1	6	4.2
AUBURN	02/09/17	16	1-1	1.000	0-0	.000	0-0	.000	0	2	2	3.7	3	0	5	2	0	2	4.1
at #1/1 UConn	02/13/17	13	0-3	.000	0-0	.000	0-0	.000	2	1	3	3.6	0	1	1	1	0	0	3.9
VANDERBILT	02/16/17	19	5-5	1.000	0-0	.000	2-4	.500	0	1	1	3.5	3	0	0	2	0	12	4.2
at Mizzou	02/19/17	10	2-2	1.000	1-1	1.000	0-1	.000	1	0	1	3.4	1	1	1	0	0	5	4.3
at Texas A&M	02/23/17	19	5-11	.455	0-0	.000	3-3	1.000	0	1	1	3.3	3	1	0	1	1	13	4.6
#22/- KENTUCKY	02/26/17	13	0-2	.000	0-0	.000	0-0	.000	0	3	3	3.3	4	1	0	1	0	0	4.4
vs Georgia	03/03/17 *	30	1-3	.333	0-0	.000	3-4	.750	3	7	10	3.6	2	0	0	1	1	5	4.4
vs #20/24 Kentucky	03/04/17 *	23	7-8	.875	0-0	.000	3-4	.750	2	1	3	3.5	2	2	0	2	0	17	4.9
vs #6/7 Mississippi State	03/05/17	20	3-5	.600	0-0	.000	0-0	.000	1	1	2	3.5	1	0	2	0	0	6	4.9
UNC ASHEVILLE	03/17/17	25	5-8	.625	0-0	.000	4-4	1.000	0	2	2	3.4	1	1	0	1	0	14	5.2
ARIZONA STATE	03/19/17	16	1-1	1.000	0-0	.000	3-4	.750	0	2	2	3.4	3	0	1	1	2	5	5.2
Totals		3	550	67-142	.472	1-4	.250	36-51	.706	37	75	112	3.4	55	18	37	13	171	5.2

Games played: 33
 Minutes/game: 16.7
 Points/game: 5.2
 FG Pct: 47.2
 3FG Pct: 25.0
 FT Pct: 70.6

Rebounds/game: 3.4
 Assists/game: 0.5
 Turnovers/game: 1.1
 Assist/turnover ratio: 0.5
 Steals/game: 0.4
 Blocks/game: 1.1

Career NCAA Tournament Game-by-Game

Date	Opponent	GS	MIN	FG-A	3FG-A	FT-A	Reb	PF	A	TO	B	S	TP
3/17/17	UNC Asheville	25	5-8	0-0	4-4	2	1	1	0	1	0	14	
3/19/17	Arizona State	16	1-1	0-0	3-4	2	3	0	1	1	2	5	
3/25/17	Quinnipiac	26	2-5	0-0	0-0	5	0	1	2	2	1	4	
3/27/17	#10/13 Florida St.	13	0-1	0-0	0-0	2	0	0	3	0	0	0	
Totals		80	8-15	0-0	7-8	11	4	2	6	4	3	23	
		20.0	.533	—	.875	2.8	0.5					5.8	

Career Stats at South Carolina

Year	GP	GS	Min	Avg	FG	FGA	Pct	3FG	FGA	Pct	FT	FTA	Pct	Off	Def	Tot	Avg	PF	FO	A	TO	Blk	Stl	Pts	Avg
2016-17	35	3	589	16.8	69	148	.466	1	4	.250	36	51	.706	39	80	119	3.4	55	2	19	42	39	14	175	5.0



VICTORIA PATRICK

#0

5-9 • Fr. • Guard • Orlando, Fla. • Edgewater
Major: Biology

This Season's Highlights

- Played in 23 games this season, including 11 of 16 SEC games
- Matched her season high with 15 minutes in the opening round of the NCAA Tournament against UNC Asheville (Mar. 17)

Prior to South Carolina

- Ranked as the No. 25 guard in the Class of 2016
- Helped team to 2014 state championship
- Earned First-Team All-Metro West and All-Area honors from the *Orlando Sentinel* in 2016
- Led team with 15.8 points per game as a senior, helping team to state semifinals

Career Highs

Pts 4, 2x, last at Savannah St., 12/21/16
Rebs 2, 4x, last vs. Vanderbilt, 2/16/17
3FGs 1, 9x, last vs. Quinnipiac, 3/25/17
Stls 2 vs. Saint Peter's, 11/22/16
Min 15, 3x, last vs. UNC Asheville, 3/17/17

SEC Career Highs

Pts 3, 3x, last at Arkansas, 2/5/17
Rebs 2, 2x, last vs. Vanderbilt, 2/16/17
3FGs 1, 2x, last at Arkansas, 2/5/17
Stls 1 vs. Alabama, 1/1/17
Min 11 at LSU, 1/15/17

NCAA Career Highs

Pts 3, 2x, last vs. Quinnipiac, 3/25/17
Rebs 1 vs. UNC Asheville, 3/17/17
3FGs 1, 2x, last vs. Quinnipiac, 3/25/17
Stls
Min 15 vs. UNC Asheville, 3/17/17

#00 PATRICK, Victoria

Opponent	Date	gs	min	Total		3-Pointers		Free throws		Rebounds				pf	a	t/o	blk	stl	pts	avg
				fg-fga	pct	3fg-fga	pct	ft-fa	pct	off	def	tot	avg							
at #7/6 Ohio State	11/14/16	1	0-0	.000	0-0	.000	0-0	.000	0	0	0	0	0	0	0	0	0	0	0	0.0
HAMPTON	11/20/16	11	1-5	.200	1-3	.333	1-2	.500	1	1	2	1.0	0	1	1	0	0	4	2.0	
MAINE	11/21/16	10	1-3	.333	1-3	.333	0-0	.000	1	0	1	1.0	1	0	0	0	3	2.3		
SAINT PETER'S	11/22/16	15	1-4	.250	1-4	.250	0-0	.000	0	0	0	0.8	0	1	1	0	2	3	2.5	
vs #4/4 Louisville	11/27/16	3	0-0	.000	0-0	.000	0-0	.000	0	0	0	0.6	0	0	0	0	0	0	2.0	
MINNESOTA	12/11/16	7	1-1	1.000	1-1	1.000	0-0	.000	0	0	0	0.5	0	0	0	1	0	3	2.2	
CLEMSON	12/15/16	4	0-1	.000	0-0	.000	0-0	.000	0	0	0	0.4	1	0	0	0	0	1.9		
at Savannah State	12/21/16	15	1-4	.250	1-4	.250	1-3	.333	0	2	2	0.6	0	2	1	0	0	4	2.1	
ALABAMA	01/01/17	10	1-2	.500	0-1	.000	1-2	.500	0	2	2	0.8	1	0	0	0	1	3	2.2	
at Auburn	01/05/17	4	1-2	.500	1-2	.500	0-0	.000	0	0	0	0.7	0	0	0	0	3	2.3		
at Florida	01/08/17	1	0-0	.000	0-0	.000	0-0	.000	0	0	0	0.6	0	0	0	0	0	2.1		
GEORGIA	01/12/17	4	0-0	.000	0-0	.000	0-0	.000	0	0	0	0.6	0	0	0	1	0	1.9		
at LSU	01/15/17	11	0-1	.000	0-0	.000	0-0	.000	0	0	0	0.5	1	0	0	0	0	1.8		
OLE MISS	01/19/17	2	0-1	.000	0-1	.000	0-0	.000	0	1	1	0.6	0	0	0	0	0	1.6		
at #25/ Kentucky	02/02/17	2	0-1	.000	0-1	.000	0-0	.000	0	0	0	0.5	0	0	0	0	0	1.5		
at Arkansas	02/05/17	5	1-1	1.000	1-1	1.000	0-0	.000	0	0	0	0.5	0	0	0	0	3	1.6		
AUBURN	02/09/17	6	0-0	.000	0-0	.000	0-0	.000	0	0	0	0.5	0	0	0	0	0	1.5		
VANDERBILT	02/16/17	6	0-2	.000	0-1	.000	0-2	.000	1	1	2	0.6	3	0	0	0	0	1.4		
at Texas A&M	02/23/17	2	0-0	.000	0-0	.000	0-0	.000	0	0	0	0.5	0	0	0	0	0	1.4		
vs Georgia	03/03/17	6	0-0	.000	0-0	.000	0-0	.000	0	0	0	0.5	0	0	1	0	0	1.3		
vs #20/24 Kentucky	03/04/17	0	0-0	.000	0-0	.000	0-0	.000	0	0	0	0.5	0	0	0	0	0	1.2		
UNC ASHEVILLE	03/17/17	15	1-6	.167	1-5	.200	0-0	.000	0	1	1	0.5	1	0	0	0	0	3	1.3	
Totals		0	140	9-34	.265	8-27	.296	3-9	.333	3	8	11	0.5	8	4	4	2	3	29	1.3

Games played: 22
 Minutes/game: 6.4
 Points/game: 1.3
 FG Pct: 26.5
 3FG Pct: 29.6
 FT Pct: 33.3

Rebounds/game: 0.5
 Assists/game: 0.2
 Turnovers/game: 0.2
 Assist/turnover ratio: 1.0
 Steals/game: 0.1
 Blocks/game: 0.1

Career NCAA Tournament Game-by-Game

Date	Opponent	GS	MIN	FG-A	3FG-A	FT-A	Reb	PF	A	TO	B	S	TP
3/17/17	UNC Asheville	15	1-6	1-5	0-0	1	1	0	0	0	0	0	3
3/19/17	Arizona State					— DNP —							
3/25/17	Quinnipiac	7	1-2	1-2	0-0	0	0	0	1	0	0	0	3
3/27/17	#10/13 Florida St.					— DNP —							
Totals		0	22	2-8	2-7	0-0	1	1	0	1	0	0	6
			11.0	.250	.286	—	0.5	0.0					3.0

Career Stats at South Carolina

Year	GP	GS	Min	Avg	FG	FGA	Pct	3FG	FGA	Pct	FT	FTA	Pct	Off	Def	Tot	Avg	PF	FO	A	TO	Blk	Stl	Pts	Avg
2016-17	23	0	147	6.4	10	36	.278	9	29	.310	3	9	.333	3	8	11	0.5	8	0	4	5	2	3	32	1.4



A'JA WILSON

#22

6-5 • Jr. • Forward • Hopkins, S.C. • Heathwood Hall
Major: Advertising

Career Highlights

All-America First Team (AP, USBWA, espnW, SI)	2016 All-America First Team (AP, WBCA, USBWA, ESPN, Wooden Award)
Three-time All-SEC First Team (2015, 2016, 2017)	2016 SEC Defensive Player of the Year (Coaches)
Two-time SEC Player of the Year (2016, 2017)	2015 USA Basketball Female Athlete of the Year
Two-time SEC All-Defensive Team (2016, 2017)	2015 All-America (Third Team, AP; Hon. Men, WBCA)
Finalist for Wooden Award, Naismith Trophy, Wade Trophy	2015 SEC Freshman of the Year (Coaches, AP)
2017 SEC Tournament MVP	2015 SEC All-Freshman Team
Rated No. 1 player in the nation by espnW	2014 Nat'l HS Player of the Year (WBCA, Naismith, Parade)
2016 Naismith, Wooden and Wade Trophy Finalist	2014 McDonald's and Parade (HS) All-America

This Season's Highlights

- Selected to be a team captain
- Ranks 14th in the nation in field goal percentage and 22nd in blocks, ranking third and second in the SEC, respectively
- Among league top 10 in scoring (2nd) and rebounding (9th) ... in conference play, was second in blocked shots (2.2) and ranked in the top 10 in scoring (4th, 18.2) and rebounding (7th, 8.5)
- Shot 92.6 percent from the free throw line (25-of-27) and averaged a team-best 19.8 points per contest over the first four rounds of the NCAA Tournament
- Averaged 21.3 points on 63.2 percent shooting (48-of-76) to go with 9.7 rebounds per game from Feb. 19 - March 5 to help secure Carolina's fourth-straight SEC regular-season title and third-straight league tournament championship
- Protected the rim down the stretch in the NCAA Elite Eight against #10/13 Florida State (Mar. 25) with two blocks over the final 26 seconds to deny a late Seminole rally ... finished with four blocks and scored 16 points in just 21 minutes of action after dealing with foul trouble throughout the night
- Produced from the line against Quinnipiac (Mar. 25) in the NCAA Sweet 16, converting each of her 10 free throw attempts over the opening two periods on the way to 16 first-half points ... finished with 24 points on 7-of-9 shooting and totaled three steals, including back-to-back thefts that helped stretch the lead to 20 midway through the second period
- Delivered the game-winning bucket in the NCAA Tournament second-round against Arizona State (Mar. 19) after following her own shot to put Carolina up 69-68 with 48 seconds to play ... knocked in two free throws with 15 seconds left to stretch the lead to 71-68 and finish 7-of-7 from the charity stripe ... posted a double-double that was highlighted by a game-high 21 points
- Tallied 12-first half points in the opening round of the NCAA Tournament against UNC Asheville (Mar. 17), including six during Carolina's 12-0 run to close the second quarter
- Capped off a dominant showing at the SEC Tournament with seven points, eight rebounds and two blocks in the fourth quarter to rally the Gamecocks in the title game against #6/7 Mississippi State (Mar. 5) ... finished with 15 points and added four blocks, all coming in the second half
- Scored consistently against #20/24 Kentucky in the SEC Tournament semifinals (Mar. 4) to finish with a game-high 26 points ... totaled 12 first-quarter points and went 8-of-11 from the line, with each free throw attempt coming in the second half
- Propelled the Gamecocks on both ends of the floor in the SEC Tournament quarterfinals against Georgia (March 3) with game highs in blocks (7) and points (18) ... scored 12 of her 18 points in the first half, and her seven blocks were the most by a Gamecock in the SEC Tournament

Career NCAA Tournament Game-by-Game

Date	Opponent	GS	MIN	FG-A	3FG-A	FT-A	Reb	PF	A	TO	B	S	TP
3/20/15	Savannah St.	20	7-9	0-0	1-3	9	2	3	1	0	0	15	
3/22/15	Syracuse	13	3-5	0-0	7-9	4	2	1	0	1	0	13	
3/27/15	#15/12 N. Carolina	29	1-2	0-0	2-2	2	3	0	2	2	0	4	
3/29/15	#7/7 Florida St.	14	3-6	0-0	4-5	2	3	1	1	0	0	10	
4/5/15	#2/2 Notre Dame	24	8-11	0-0	4-5	9	0	2	2	4	1	20	
3/18/16	Jacksonville	*	26	6-16	0-0	3-7	11	1	1	1	3	15	
3/20/16	Kansas St.	*	15	2-9	0-0	4-4	5	2	0	2	3	8	
3/25/16	#14/15 Syracuse	*	35	6-10	0-0	3-4	10	4	3	4	3	15	
3/17/17	UNC Asheville	*	26	7-11	0-0	4-5	5	1	1	0	1	18	
3/19/17	Arizona State	*	33	7-14	0-0	7-7	11	4	0	2	2	21	
3/25/17	Quinnipiac	*	26	7-9	0-0	10-10	4	1	1	1	2	34	
3/27/17	#10/13 Florida St.*	21	6-9	0-0	4-5	4	4	1	3	4	0	16	
Totals		7	282	63-111	0-0	54-65	76	27	14	19	25	10	179
			23.5	.568	—	.831	6.3	1.2					14.9

Career Stats at South Carolina

Year	GP	GS	Min	Avg	FG	FGA	Pct	3FG	FGA	Pct	FT	FTA	Pct	Off	Def	Tot	Avg	PF	FO	A	TO	Blk	Stl	Pts	Avg
2014-15	37	1	734	19.8	177	329	.538	1	3	.333	131	198	.662	78	165	243	6.6	72	1	37	62	65	32	486	13.1
2015-16	33	32	895	27.1	205	386	.531	0	0	—	120	166	.723	88	199	287	8.7	78	1	47	74	103	27	530	16.1
2016-17	33	33	924	28.0	219	370	.592	0	1	.000	152	203	.749	81	164	245	7.4	73	1	46	62	83	39	590	17.9
Career	103	66	2553	24.8	601	1085	.554	1	4	.250	403	567	.711	247	528	775	7.5	223	3	130	198	251	98	1606	15.6

Miscellaneous

	Season	Career
Double-Double	9	28
30+ Points	1	1
20+ Points	13	25
10+ Points	29	86
10+ Rebounds	9	29
5+ Blocks	3	10
Tm-High Points	19	49
Tm-High Rebs.	12	35
Tm-High Assists	3	4

Career Highs

Pts	31 at Texas, 12/1/16
Rebs	19 at Kentucky, 3/1/15
Blks	8, 2x, last vs. Texas A&M, 1/17/16
Stls	5 vs. Vanderbilt, 2/16/17
Assts	5 vs. Louisville, 11/27/16
Min.	39 at Texas A&M, 1/31/16

SEC Career Highs

Pts	26, 2x, last vs. Miss. State, 1/23/17
Rebs	19 at Kentucky, 3/1/15
Blks	8, 2x, last vs. Texas A&M, 1/17/16
Stls	5 vs. Vanderbilt, 2/16/17
Assts	3, 7x, last vs. Kentucky, 2/26/17
Min.	39 at Texas A&M, 1/31/16

NCAA Career Highs

Pts	24 vs. Quinnipiac, 3/25/17
Rebs	11, 2x, last vs. Arizona State, 3/19/17
Blks	4 vs. Notre Dame, 4/5/15
Stls	4 vs. Syracuse, 3/25/16
Assts	3, 2x, last vs. Syracuse, 3/25/16
Min.	35 vs. Syracuse, 3/25/16

Season Highs

Pts	31 at Texas, 12/1
Rebs	15 at Texas A&M, 2/23
Blks	7 vs. Georgia, 3/3
Stls	5 vs. Vanderbilt, 2/16
Assts	5 vs. Louisville, 11/27
Min.	38, 4x, last vs. Kentucky, 2/26

- Thrived in the paint against #22/- Kentucky (Feb. 26) to notch her second-straight double-double after finishing with team highs in points (25) and boards (10) ... went 4-of-4 in the final period to deny a Kentucky comeback
- Set the tone early at Texas A&M (Feb. 23) that team would control the paint even without the injured Alaina Coates, posting a double-double (12 pts/10 rebs) in the opening 20 minutes ... finished with a season-high 15 boards
- Scored Carolina's final nine points at Missouri (Feb. 19) to keep Gamecocks in it down the stretch ... finished with a team-high 23 points on 9-of-11 (.818) shooting
- Paced Carolina's offense early at #1/1 UConn (Feb. 13), reaching double figures less than 11 minutes into the game ... protected the rim with three blocks to help hold Huskies to a season-low 66 points

- Scored nine of her game-high 17 points against Auburn (Feb. 9) in the third quarter and finished 8-of-11 from the field
- Netted 13 of her 19 points at Georgia (Jan. 26) in the second half ... converted a layup with 7:35 left to spark Carolina's game-changing 18-5 fourth-quarter run that turned a four-point lead into a 17-point cushion late in the contest
- Had her way inside early against #4/4 Mississippi State (Jan. 23) with 16 first-half points on 7-of-8 shooting ... in second half, knocked down a tough turnaround jumper to extend lead late before converting two free throws to again push the advantage to three with two seconds to play
- Dominated second quarter at Florida (Jan. 8) with eight points and six boards during 17-0 run that delivered the win
- Grabbed 11 of her 13 rebounds against #9/9 UCLA (Dec. 18) in the second half with eight of those coming in the fourth quarter to keep the Bruins at bay
- Dominant performance at #14/15 Texas (Dec. 1), delivering on both ends of the court with a career-high 31 points with nine in the fourth quarter, including two crucial putbacks that stifled any chance of a Longhorn comeback
- Scored 11 of her team-high 17 points against #4/4 Louisville (Nov. 27) in first half to help build eight-point halftime lead ... also handed out career-best five assists
- Added two blocked shots to her 14 points against Saint Peter's (Nov. 22) to break the school record for career blocked shots

Career Highlights

- Finalist for all three national player of the year awards, consensus first-team All-American in 2015-16 – only returning Naismith Trophy finalist this season
- Eighth player ever to win back-to-back SEC Player of the Year honors (2016, 2017)
- Second player in league history to earn SEC Player of the Year and SEC Defensive Player of the Year in the same season (2016)
- Set school record for blocked shots in a season with 103 in 2015-16, ranking 12th in the nation
- Holds school blocked shots records for career (251), an SEC career (116) and in an SEC game (8, two times)
- Second player in program history to reach 1,000 career points as a sophomore

#22 WILSON, A'ja

Opponent	Date	gs	min	Total		3-Pointers		Free throws		Rebounds				pf	a	t/o	blk	stl	pts	avg	
				fg-fga	pct	3fg-fga	pct	ft-fa	pct	off	def	tot	avg								
at #7/6 Ohio State	11/14/16	*	16	1-3	.333	0-0	.000	3-6	.500	0	3	3	3.0	5	0	3	3	0	5	5.0	
HAMPTON	11/20/16	*	22	3-8	.375	0-0	.000	14-14	1.000	2	5	7	5.0	4	2	3	2	1	20	12.5	
MAINE	11/21/16	*	19	7-8	.875	0-0	.000	0-2	.000	1	2	3	4.3	2	2	0	4	0	14	13.0	
SAINT PETER'S	11/22/16	*	21	5-9	.556	0-0	.000	4-7	.571	2	3	5	4.5	1	4	1	2	3	14	13.3	
vs #4/4 Louisville	11/27/16	*	28	6-12	.500	0-0	.000	5-6	.833	2	3	5	4.6	2	5	5	2	1	17	14.0	
at #14/15 Texas	12/01/16	*	38	12-18	.667	0-0	.000	7-11	.636	5	7	12	5.8	3	0	4	4	3	31	16.8	
at Duke	12/04/16	*	35	7-14	.500	0-0	.000	4-6	.667	3	3	6	5.9	3	0	4	1	0	18	17.0	
MINNESOTA	12/11/16	*	21	5-10	.500	0-0	.000	0-0	.000	1	5	6	5.9	2	2	0	2	2	10	16.1	
CLEMSON	12/15/16	*	31	9-17	.529	0-0	.000	2-4	.500	4	6	10	6.3	2	4	1	2	0	20	16.6	
#9/9 UCLA	12/18/16	*	26	5-14	.357	0-0	.000	3-4	.750	5	8	13	7.0	2	0	3	1	0	13	16.2	
at Savannah State	12/21/16	*	23	8-10	.800	0-0	.000	2-4	.500	1	2	3	6.6	0	1	1	1	1	18	16.4	
ALABAMA	01/01/17	*	24	9-13	.692	0-0	.000	5-6	.833	3	6	9	6.8	2	2	3	2	2	23	16.9	
at Auburn	01/05/17	*	29	4-7	.571	0-1	.000	2-2	1.000	4	7	11	7.2	3	1	2	2	1	10	16.4	
at Florida	01/08/17	*	29	8-14	.571	0-0	.000	7-10	.700	5	8	13	7.6	4	2	2	3	1	23	16.9	
OLE MISS	01/19/17	*	15	3-5	.600	0-0	.000	0-2	.000	2	2	4	7.3	1	0	2	0	1	6	16.1	
#4/4 MISSISSIPPI ST.	01/23/17	*	38	10-13	.769	0-0	.000	6-8	.750	2	7	9	7.4	2	2	4	3	2	26	16.8	
at Georgia	01/26/17	*	35	5-13	.385	0-0	.000	9-14	.643	4	7	11	7.6	1	3	2	2	0	19	16.9	
TENNESSEE	01/30/17	*	22	7-10	.700	0-0	.000	0-0	.000	1	3	4	7.4	4	1	2	2	0	14	16.7	
at #25/- Kentucky	02/02/17	*	33	8-14	.571	0-0	.000	4-5	.800	4	5	9	7.5	2	3	3	5	0	20	16.9	
at Arkansas	02/05/17	*	23	5-9	.556	0-0	.000	8-9	.889	1	0	1	7.2	3	0	2	1	0	18	17.0	
AUBURN	02/09/17	*	29	8-11	.727	0-0	.000	1-2	.500	4	2	6	7.1	1	1	1	2	0	17	17.0	
at #1/1 UConn	02/13/17	*	34	5-12	.417	0-0	.000	7-8	.875	1	4	5	7.0	3	1	1	3	1	17	17.0	
VANDERBILT	02/16/17	*	24	4-7	.571	0-0	.000	2-2	1.000	2	6	8	7.1	1	1	0	1	5	10	16.7	
at Mizzou	02/19/17	*	38	9-11	.818	0-0	.000	5-8	.625	5	4	9	7.2	1	0	2	3	2	23	16.9	
at Texas A&M	02/23/17	*	36	9-15	.600	0-0	.000	3-4	.750	4	11	15	7.5	2	2	0	3	3	21	17.1	
#22/- KENTUCKY	02/26/17	*	38	10-14	.714	0-0	.000	5-7	.714	0	10	10	7.6	0	3	2	2	1	25	17.4	
vs Georgia	03/03/17	*	21	6-9	.667	0-0	.000	6-9	.667	2	5	7	7.6	1	0	0	7	1	18	17.4	
vs #20/24 Kentucky	03/04/17	*	33	9-15	.600	0-0	.000	8-11	.727	1	7	8	7.6	3	1	2	5	1	26	17.7	
vs #6/7 Mississippi State	03/05/17	*	37	5-12	.417	0-0	.000	5-5	1.000	2	7	9	7.6	3	0	1	4	3	15	17.6	
UNC ASHEVILLE	03/17/17	*	26	7-11	.636	0-0	.000	4-5	.800	2	3	5	7.5	1	1	0	1	1	18	17.6	
ARIZONA STATE	03/19/17	*	33	7-14	.500	0-0	.000	7-7	1.000	4	7	11	7.6	4	0	2	2	0	21	17.7	
Totals			31	877	206-352	.585	0-1	.000	138-188	.734	79	158	237	7.6	68	44	58	77	36	550	17.7

Games played: 31
 Minutes/game: 28.3
 Points/game: 17.7
 FG Pct: 58.5
 3FG Pct: 0.0
 FT Pct: 73.4

Rebounds/game: 7.6
 Assists/game: 1.4
 Turnovers/game: 1.9
 Assist/turnover ratio: 0.8
 Steals/game: 1.2
 Blocks/game: 2.5

South Carolina's NCAA Tournament History Under Staley

2012 • No. 5 Seed in Fresno Region • Sweet 16 • Head Coach: Dawn Staley • Final record: 25-10 overall; 10-6 SEC

Date	Opponent	Result	Score	Site	SC Points	SC Rebs.	Opp. Points	Opp. Rebs.
3/17	vs. No. 12 E. Michigan	W	80-48	W. Lafayette, Ind.	12-Grant	7-Bruner	14-Redditt	12-Watkins
3/19	at No. 4 Purdue	W	72-61	W. Lafayette, Ind.	21-Grant	8-Welch	15-Houser	13-Ostarello
3/25	vs. No. 1 Stanford	L	60-76	Fresno, Calif.	18-Sutton	12-Welch	39-N. Ogwumike	10-Ogwumike, Ogwumike

2013 • No. 4 Seed in Norfolk Region • Second Round • Head Coach: Dawn Staley • Final record: 25-8 overall; 11-5 SEC

Date	Opponent	Result	Score	Site	SC Points	SC Rebs.	Opp. Points	Opp. Rebs.
3/23	vs. No. 13 S. Dakota State	W	74-52	Boulder, Colo.	15-Bruner, Walker	11-Bruner	15-Eide	4-Boever, Dietel, Lingle
3/25	vs. No. 12 Kansas	L	69-75	Boulder, Colo.	16-Bruner, Welch	12-Bruner	27-Engelman	12-Gardner

2014 • No. 1 Seed in Stanford Region • Sweet 16 • Head Coach: Dawn Staley • Final record: 29-5 overall; 14-2 SEC

Date	Opponent	Result	Score	Site	SC Points	SC Rebs.	Opp. Points	Opp. Rebs.
3/23	vs. No. 16 CSUN	W	73-58	Seattle, Wash.	24-Mitchell	16-Coates	26-Sharpe	6-Sharpe, Fong
3/25	vs. No. 9 Oregon State	W	78-69	Seattle, Wash.	21-Welch	11-Welch, Coates	21-Weisner	9-Gibson
3/30	vs. No. 4 North Carolina	L	58-65	Palo Alto, Calif.	22-Coates	11-Coates	19-DeShields	9-Mavunga

2015 • No. 1 Seed in Greensboro Region • Final Four • Head Coach: Dawn Staley • Final record: 34-3 overall; 15-1 SEC

Date	Opponent	Result	Score	Site	SC Points	SC Rebs.	Opp. Points	Opp. Rebs.
3/20	vs. No. 16 Savannah State	W	81-48	Columbia, S.C.	15-Wilson	9-Wilson	21-Kalu	8-Davis
3/22	vs. No. 8 Syracuse	W	97-68	Columbia, S.C.	14-Coates, Mitchell	10-Welch	23-Peterson	7-Briana Day
3/27	vs. No. 4 North Carolina	W	67-65	Greensboro, N.C.	18-Cotes, Mitchell	10-Coates	15-Coleman	13-Mavunga
3/29	vs. No. 2 Florida State	W	80-74	Greensboro, N.C.	21-Mitchell	6-Mitchell	13-Romero	7-Romero
4/5	vs. No. 1 Notre Dame	L	65-66	Tampa, Fla.	20-Wilson	9-Coates, Wilson	22-Loyd	8-Turner

2016 • No. 1 Seed in Sioux Falls Region • Sweet 16 • Head Coach: Dawn Staley • Final record: 33-2 overall; 16-0 SEC

Date	Opponent	Result	Score	Site	SC Points	SC Rebs.	Opp. Points	Opp. Rebs.
3/18	vs. No. 16 Jacksonville	W	77-41	Columbia, S.C.	22-Coates	11-Wilson	17-B. Brown	6-Mercer
3/20	vs. No. 9 Kansas State	W	73-47	Columbia, S.C.	20-Mitchell	10-Coates	21-Lewis	9-Lewis
3/25	vs. No. 4 Syracuse	L	72-80	Sioux Falls, S.D.	18-Coates	16-Coates	26-Peterson	13-Briana Day

2017 • No. 1 Seed in Stockton Region

Date	Opponent	Result	Score	Site	SC Points	SC Rebs.	Opp. Points	Opp. Rebs.
3/17	vs. No. 16 UNC Asheville	W	90-40	Columbia, S.C.	22-Gray	12-Gray	12-Webb	7-Scott, Weaver
3/20	vs. No. 8 Arizona State	W	71-68	Columbia, S.C.	21-Wilson	11-Wilson	20-Brunner	9-Brunner
3/25	vs. No. 12 Quinnipiac	W	100-58	Stockton, Calif.	28-Davis, K.	8-Gray	12-Fay, Martucci	4-Fay
3/27	vs. No. 3 Florida State	W	71-64	Stockton, Calif.	23-Davis, K.	7-Cliney	16-Romero	10-Slaughter

Opponents listed with regional seed, not national ranking

South Carolina's All-Time NCAA Tournament Game-by-Game Line Scores

Date	Team	Site	Result	1st	2nd	OT	Total	FG-A	Pct.	3FG-A	Pct.	FT-A	Pct.	REBOUNDS			PF	A	TO	Blk	Stl
														Off-Def-Tot							
3/14/82	South Carolina	H	W	34	45	—	79	33-57	.579	—	—	13-22	.591	50	21	20	25	8	7		
	East Carolina			14	40	—	54	21-75	.280	—	—	12-22	.545	40	23	12	17	0	11		
3/18/82	South Carolina	N	L	34	35	—	69	32-67	.478	—	—	5-9	.555	13-37-50	17	18	26	4	6		
	Kentucky			38	35	—	73	33-74	.446	—	—	7-16	.438	13-22-35	14	17	12	0	12		
3/12/86	South Carolina	H	L (OT)	35	31	11	77	32-70	.457	—	—	13-20	.650	48	18	22	16	3	9		
	Middle Tennessee State			28	38	12	78	35-79	.443	—	—	8-17	.471	48	22	20	15	4	8		
3/16/88	South Carolina	H	W	34	43	—	77	24-44	.545	1-3	.333	28-45	.622	13-31-44	17	18	22	7	10		
	Alabama			22	41	—	63	26-72	.361	2-12	.167	9-21	.429	21-22-43	31	11	19	0	14		
3/20/88	South Carolina	A	L	30	28	—	58	25-65	.385	0-4	.000	8-12	.667	21-24-45	19	7	24	2	7		
	Texas			34	43	—	77	32-68	.471	0-0	—	13-24	.542	15-21-36	15	11	13	3	13		
3/15/89	South Carolina	H	L	49	24	—	73	28-58	.483	3-9	.333	14-17	.824	12-17-29	16	21	16	4	8		
	Tennessee Tech			38	39	—	77	34-67	.504	1-3	.333	8-13	.615	16-24-40	15	15	21	1	9		
3/14/90	South Carolina	H	W	42	51	—	93	36-60	.600	4-7	.571	17-23	.739	8-35-43	16	23	20	3	13		
	Bowling Green			22	28	—	50	19-65	.292	0-7	.000	12-16	.750	11-22-33	16	12	25	0	10		
3/17/90	South Carolina	A	W	38	38	—	76	32-67	.478	5-5	1.000	7-12	.583	13-26-39	15	7	13	0	5		
	Northwestern			32	35	—	67	28-60	.467	0-2	.000	11-14	.786	9-25-34	17	15	11	0	6		
3/22/90	South Carolina	N	L	26	35	—	61	25-66	.378	1-6	.167	10-16	.625	18-16-34	13	8	21	0	10		
	Washington			29	44	—	73	32-59	.542	1-3	.333	8-10	.800	11-27-38	17	9	17	3	9		
3/13/91	South Carolina	A	L	31	33	—	64	26-64	.406	4-18	.222	8-13	.615	15-25-40	20	13	14	1	4		
	Vanderbilt			25	48	—	73	26-62	.419	3-14	.214	18-23	.783	13-29-42	12	16	10	5	6		
3/16/02	South Carolina	H	W	41	28	—	69	23-64	.406	4-16	.250	13-23	.565	19-28-47	16	22	19	3	10		
	Liberty			29	32	—	61	24-64	.375	2-11	.182	11-15	.733	16-28-44	19	10	19	3	7		
3/18/02	South Carolina	H	W	27	48	—	75	29-66	.439	4-12	.333	13-17	.765	14-30-44	13	19	12	5	9		
	Cincinnati			24	32	—	56	20-62	.323	8-19	.421	8-9	.889	13-26-39	13	9	18	2	3		
3/23/02	South Carolina	N	W	39	40	—	79	31-66	.470	7-15	.467	10-15	.667	20-17-37	14	20	12	1	16		
	Drake			23	42	—	65	24-50	.480	6-18	.333	11-14	.786	11-18-29	11	15	21	3	6		
3/25/02	South Carolina	N	L	22	46	—	68	30-68	.441	4-10	.400	4-6	.667	11-25-36	20	13	16	1	12		
	Duke			35	42	—	77	28-58	.483	3-10	.300	18-24	.750	9-26-35	9	19	14	9	7		
3/23/03	South Carolina	N	W	35	33	—	68	24-61	.393	6-28	.214	14-18	.778	18-29-47	17	15	20	3	7		
	Chattanooga			32	22	—	54	21-60	.350	4-20	.200	8-13	.615	11-20-31	15	16	17	0	12		
3/25/03	South Carolina	A	L	23	44	—	67	23-57	.404	6-18	.333	15-20	.750	13-28-41	19	15	22	3	8		
	Penn State			37	40	—	77	30-60	.500	7-18	.389	10-16	.625	7-23-30	19	21	13	2	14		
3/17/12	South Carolina	N	W	39	41	—	80	32-60	.533	5-19	.263	11-14	.786	11-27-38	18	22	17	11	11		
	Eastern Michigan			23	25	—	48	16-60	.267	0-3	.000	16-22	.727	16-20-36	12	10	17	3	6		
3/19/12	South Carolina	A	W	33	39	—	72	28-57	.491	6-16	.375	10-20	.500	10-20-30	15	11	12	2	11		
	Purdue			26	35	—	61	22-56	.393	4-10	.400	13-17	.765	16-24-40	21	16	20	5	6		
3/24/12	South Carolina	N	L	30	30	—	60	25-68	.368	4-12	.333	6-10	.600	18-20-38	19	10	11	3	7		
	Stanford			36	40	—	76	28-53	.528	1-1	1.000	19-25	.760	9-27-36	11	15	11	9	5		
3/23/13	South Carolina	N	W	44	30	—	74	25-52	.481	4-11	.364	20-26	.769	8-32-40	13	13	15	5	10		
	South Dakota State			26	26	—	52	17-52	.327	3-14	.214	15-18	.833	5-23-28	21	6	16	2	10		
3/25/13	South Carolina	N	L	41	28	—	69	27-72	.375	2-8	.250	13-22	.591	26-21-47	15	9	13	4	9		
	Kansas			42	33	—	75	29-63	.460	5-10	.500	12-18	.667	17-26-43	17	14	15	6	7		
3/23/14	South Carolina	N	W	36	37	—	73	22-50	.440	2-9	.222	27-43	.643	15-37-52	16	17	11	8	1		
	Cal St. Northridge			26	32	—	58	21-68	.309	5-15	.333	11-15	.733	13-23-36	28	8	5	4	3		
3/25/14	South Carolina	N	W	34	44	—	78	20-54	.370	4-6	.667	34-43	.791	16-29-45	18	10	9	2	6		
	Oregon State			25	44	—	69	25-65	.385	10-30	.333	9-18	.500	17-23-40	21	15	14	7	5		
3/30/14	South Carolina	N	L	21	37	—	58	23-61	.377	4-12	.333	8-10	.800	13-22-35	19	12	13	5	5		
	North Carolina			29	36	—	65	24-58	.414	4-14	.286	13-18	.722	11-24-35	15	11	12	4	7		
3/20/15	South Carolina	H	W	43	38	—	81	34-53	.642	3-11	.273	10-15	.667	12-21-33	20	23	15	5	10		
	Savannah State			30	18	—	48	17-51	.333	2-9	.222	12-19	.632	14-10-24	17	4	15	2	8		
3/22/15	South Carolina	H	W	53	44	—	97	32-58	.552	8-19	.421	25-31	.806	9-31-40	19	20	12	4	5		
	Syracuse			25	43	—	68	21-63	.333	8-26	.308	18-23	.783	13-22-35	24	8	13	4	3		
3/22/15	South Carolina	N	W	29	38	—	67	20-46	.435	7-16	.438	20-28	.714	8-29-37	17	14	15	5	4		
	North Carolina			25	40	—	65	23-62	.371	4-13	.308	15-20	.750	13-23-36	22	9	9	4	8		
3/22/15	South Carolina	N	W	38	42	—	80	30-49	.612	2-5	.400	18-27	.667	7-21-28	18	14	12	5	6		
	Syracuse			41	33	—	74	25-59	.424	8-16	.500	16-21	.762	16-17-33	26	13	12	1	4		
4/5/15	South Carolina	N	L	28	37	—	65	28-65	.431	2-12	.167	7-16	.438	16-29-45	13	13	13	6	7		
	Notre Dame			32	34	—	66	26-64	.406	2-5	.400	12-14	.857	10-27-37	17	16	10	6	7		
3/18/16	South Carolina	H	W	32	45	—	77	29-64	.453	3-15	.200	16-24	.667	14-30-44	10	13	10	4	14		
	Jacksonville			21	20	—	41	14-50	.280	4-12	.333	9-9	1.000	5-25-30	23	6	21	5	4		
3/20/16	South Carolina	H	W	45	28	—	73	26-60	.433	6-22	.273	15-26	.577	18-29-47	15	11	11	6	9		
	Kansas State			26	21	—	47	18-56	.321	2-14	.143	9-13	.692	12-20-32	19	9	16	2	7		
3/25/16	South Carolina	N	L	43	29	—	72	28-63	.444	8-32	.250	8-14	.571	15-27-42	23	21	18	5	8		
	Syracuse			33	47	—	80	29-76	.382	8-23	.348	14-21	.667	24-23-47	15	7	10	3	5		
3/17/17	South Carolina	H	W	48	42	—	90	37-65	.569	4-18	.222	12-16	.750	17-28-45	15	20	5	3	10		
	UNC Asheville			22	18	—	40	15-58	.259	5-15	.333	5-8	.625	13-13-26	14	6	14	1	2		
3/19/17	South Carolina	H	W	33	38	—	71	22-50	.440	4-12	.333	23-28	.821	7-22-29	20	11	12	5	10		
	Arizona State			39	29	—	68	24-59	.407	5-11	.333	15-20	.750	14-22-36	23	14	15	0	8		
3/25/17	South Carolina	N	W	45	55	—	100	36-59	.610	10-16	.625</										

South Carolina NCAA Tournament Records

Team			
Most Points Scored		Free Throws Made	
Game:	100 vs. <i>Quinnipiac</i> , 3/25/17	Game:	34 vs. Oregon State, 3/25/14
Tourn.:	390 in 2015 (5 games)	Tourn.:	80 in 2015 (5 games)
Fewest Points Scored		Free Throw Attempts	
Game:	58 vs. <i>Quinnipiac</i> , 3/25/17	Game:	45 vs. Alabama, 3/16/88
	58 vs. North Carolina, 3/30/14	Tourn.:	117 in 2015 (5 games)
	58 at Texas, 3/20/88	Free Throw Percentage	
Tourn.:	64 in 1991 (1 game)	Game (Min. 20 FTA):	.821 (23-28) vs. <i>Arizona State</i> , 3/19/17
Margin of Victory		Tourn. (Min. 30 FTA):	.842 (32-38) in 2003
Game:	50 (90-40) vs. <i>UNC Asheville</i> , 3/17/17	Total Rebounds	
Margin of Defeat		Game:	52 vs. Cal State Northridge, 3/23/14
Game:	19 (58-77) at Texas, 3/20/88	Tourn.:	183 in 2015 (5 games)
Field Goals Made		Offensive Rebounds (Since 1987-88)	
Game:	37 vs. <i>UNC Asheville</i> , 3/17/17	Game:	26 vs. Kansas, 3/25/13
Tourn.:	144 in 2015 (5 games)	Tourn.:	64 in 2002 (4 games)
Field Goal Attempts		Defensive Rebounds (Since 1987-88)	
Game:	72 vs. Kansas, 3/25/13	Game:	37 vs. Cal State Northridge, 3/23/14
Tourn.:	274 in 2015 (5 games)		37 vs. Kentucky, 3/18/82
Field Goal Percentage		Tourn.:	131 in 2015 (5 games)
Game:	.642 (34-53) vs. Savannah State, 3/20/15	Assists	
Tourn.:	.526 (144-274) in 2015 (5 games)	Game:	23 vs. Savannah State, 3/20/15
3-Point Field Goals Made (Since 1987-88)			23 vs. Bowling Green, 3/14/90
Game:	10 vs. <i>Quinnipiac</i> , 3/25/17	Tourn.:	84 in 2015 (5 games)
Tourn.:	22 in 2015 (5 games)	Blocked Shots	
3-Point Field Goal Attempts (Since 1987-88)		Game:	11 vs. Eastern Michigan, 3/17/12
Game:	32 vs. Syracuse, 3/25/16	Tourn.:	25 in 2015 (5 games)
Tourn.:	69 in 2016 (3 games)	Steals	
3-Point Field Goal Percentage (Since 1987-88)		Game:	16 vs. Drake, 3/23/02
Game (Min. 10 3FGA):	.625 (10-16) vs. <i>Quinnipiac</i> , 3/25/17	Tourn.:	47 in 2002 (4 games)
Tourn. (Min. 20 3FGA):	.370 (10-27) in 2014 (3 games)		

Individual

Points Scored

Game:	31 by Beth Hunt vs. Tennessee Tech, 3/15/89
Tourn.:	79 by <i>A'ja Wilson</i> in 2017 (4 games)
Career:	186 by Tiffany Mitchell, 2013-16 (13 games)

Scoring Average

Tourn. (Min. 2 games):	23.0 by Sheila Foster in 1982 (2 games)
Career (Min. 2 yrs./4 gms.):	21.5 by Beth Hunt, 1989-90 (4 games)

Field Goals Made

Game:	13 by Brantley Southers vs. East Carolina, 3/14/82
Tourn.:	28 by <i>Allisha Gray</i> in 2017 (4 games)
Career:	63 by <i>A'ja Wilson</i> , 2015-present (12 games)

Field Goal Attempts

Game:	23 by Brantley Southers vs. Middle Tennessee State, 3/12/86
Tourn.:	68 by Shaunzinski Gortman in 2002 (4 games)
Career:	141 by Tiffany Mitchell, 2013-16 (13 games)

Field Goal Percentage

Game (Min. 10 FGA):	.846 (11-13) by <i>Allisha Gray</i> vs. UNCA, 3/17/17
Tourn. (Min. 15 FGA):	.750 (21-28) by Alaina Coates in 2016 (3 gms)
Career (Min. 30 FGA/2 yrs.):	.606 (20-33) by Marsha Williams, 1990-91 (4 gms)

3-Point Field Goals Made (Since 1987-88)

Game:	5 by <i>Kaela Davis</i> vs. <i>Quinnipiac</i> , 3/25/17
	5 by Karen Middleton at Northwestern, 3/17/90
Tourn.:	10 by Karen Middleton in 1990 (3 games)
Career:	17 by Tiffany Mitchell, 2013-16 (13 games)
	16 by Karen Middleton, 1988-91 (7 games)

3-Point Field Goal Attempts (Since 1987-88)

Game:	15 by Tina Roy vs. Syracuse, 3/25/16
Tourn.:	26 by Tina Roy in 2016 (3 games)
Career:	61 by Tina Roy, 2012-16 (14 games)

3-Point Field Goal Percentage (Since 1987-88)

Game (Min. 5 3FGA):	1.000 (5-5) by K. Middleton at Northwestern, 3/17/90
Tourn. (Min. 10 3FGA):	.625 (10-16) by Karen Middleton in 1990 (3 games)
Career (Min. 20 3FGA/2 yrs.):	.407 (11-27) by Kelly Morrone, 2002-03 (6 games)

Free Throws Made

Game:	13 by Tiffany Mitchell vs. CSU Northridge, 3/23/14
Tourn.:	25 by A'ja Wilson in 2017 (4 games)
Career:	53 by A'ja Wilson, 2015-present (12 games)

Free Throw Attempts

Game:	17 by Tiffany Mitchell vs. CSU Northridge, 3/23/14
Tourn.:	28 by Alaina Coates in 2015 (5 games) 28 by Tiffany Mitchell in 2014 (3 games)
Career:	74 by Alaina Coates, 2014-present (11 games)

Free Throw Percentage

Game (Min. 10 FTA):	1.000 (10-10) by A. Wilson vs. Quinnipiac, 3/25/17 1.000 (10-10) by A. Coates vs. N. Carolina, 3/27/15
Tourn. (Min. 15 FTA):	.824 (14-17) by Tiffany Mitchell in 2015 (5 games)
Career (Min. 20 FTA/2 yrs.):	.700 (14-20) by Schonna Banner, 1988-90 (6 games)

Total Rebounds

Game:	19 by Sheila Foster vs. Kentucky, 3/18/82 19 by Sheila Foster vs. East Carolina, 3/14/82 19 by Brantley Southers vs. East Carolina, 3/14/82
Tourn.:	38 by Alaina Coates in 2014 (3 games) 38 by Sheila Foster in 1982 (2 games)
Career:	107 by Alaina Coates, 2014-present (11 games)

Rebounding Average

Tourn. (Min. 2 games):	19.0 by Sheila Foster in 1982 (2 games)
Career (Min. 2 yrs./4 gms.):	10.5 by Beth Hunt, 1989-90 (4 games)

Offensive Rebounds (Since 1987-88)

Game:	9 by Aleighsa Welch vs. Notre Dame, 4/5/15
Tourn.:	19 by Jocelyn Penn in 2002 (4 games)
Career:	50 by Aleighsa Welch, 2012-15 (13 games)

Defensive Rebounds (Since 1987-88)

Game:	15 by Sheila Foster vs. Kentucky, 3/18/82
Tourn.:	27 by Alaina Coates in 2014 (3 games)
Career:	73 by Alaina Coates, 2014-present (11 games)

Assists

Game:	9 by Martha Parker vs. Tennessee Tech, 3/15/89
Tourn.:	21 by Tiffany Mitchell in 2015 (5 games) 21 by Cristina Ciocan in 2002 (4 games)
Career:	40 by Tiffany Mitchell, 2013-16 (13 games)

Blocked Shots

Game:	5 by Elem Ibiam vs. Eastern Michigan, 3/17/12
Tourn.:	9 by A'ja Wilson in 2017 (4 games) 9 by A'ja Wilson in 2016 (3 games) 9 by Alaina Coates in 2014 (3 games)
Career:	25 by A'ja Wilson, 2015-present (12 games)

Steals

Game:	6 by Jocelyn Penn vs. Drake, 3/23/02 6 by Monica Williams vs. Alabama, 3/16/88
Tourn.:	10 by Bianca Cuevas-Moore in 2017 (4 games)
Career:	19 by Bianca Cuevas-Moore, 2015-present (12 games) 19 by Khadijah Sessions, 2013-16 (13 games)

Opponent Records**Team**

Most Points:	80 by Syracuse, 3/25/16
Fewest Points:	40 vs. UNC Asheville, 3/17/17
Field Goals Made:	35 by Middle Tennessee State, 3/12/86
Field Goal Attempts:	79 by Middle Tennessee State, 3/12/86
FG %age:	.542 (32-59) by Washington, 3/22/90
3-Pt. FGs Made:	10 by Oregon State, 3/25/14
3-Pt. FG Attempts:	30 by Oregon State, 3/25/14
3FG %age (Min. 5 3FGA):	.500 (8-16) by Florida State, 3/29/15 .500 (5-10) by Kansas, 3/25/13
Free Throws Made:	19 by Stanford, 3/24/12
Free Throw Attempts:	25 by Stanford, 3/24/12
FT %age (Min. 20 FTA):	.783 (18-23) by Syracuse, 3/22/15 .783 (18-23) by Vanderbilt, 3/13/91
Rebounds:	48 by Middle Tennessee State, 3/13/82
Assists:	21 by Penn State, 3/25/03
Blocks:	9 by Stanford, 3/24/12 9 by Duke, 3/25/02
Steals:	14 by Penn State, 3/25/03 14 by Alabama, 3/16/88

Individual

Points:	29 by Valerie Still, Kentucky, 3/18/82
Field Goals Made:	12 by Valerie Still, Kentucky, 3/18/82 12 by Wendy Scholtens, Vanderbilt, 3/13/91
Field Goal Attempts:	24 by Jewell Loyd, Notre Dame, 4/5/15
FG %age (Min. 10 FGA):	.818 (9-11) by Carla Bennett, Drake, 3/23/02
3-Pt. FGs Made:	5 by Jamie Weisner, Oregon State, 3/25/14
3-Pt. FG Attempts:	12 by Sydney Wiese, Oregon State, 3/25/14
3FG %age (Min. 5 3FGA):	.600 (3-5) by Krista Gingrich, Duke, 3/25/02
Free Throws Made:	11 by Nnemkadi Ogwumike, Stanford, 3/24/12
Free Throw Attempts:	12 by Nnemkadi Ogwumike, Stanford, 3/24/12
FT %age (Min. 10 FTA):	.917 (11-12) by Nnemkadi Ogwumike, Stanford, 3/24/12
Rebounds:	16 by Wendy Scholtens, Vanderbilt, 3/13/91
Assists:	8 by Angel Goodrich, Kansas, 3/25/13 8 Jess Strom, Penn State, 3/25/03
Blocks:	4 Christin Mercer, Jacksonville, 3/18/16 4 Camille Mahlknecht, Oregon State, 3/25/14 4 Michele Matyasovsky, Duke, 3/25/02
Steals:	5 by Tanisha Wright, Penn State, 3/25/03 5 by Alana Beard, Duke, 3/25/02 5 by Kim Webb, Middle Tennessee State, 3/12/86



Staley excited about how this year's team is shaping up

By Kyle Heck, Spurs and Feathers
October 12, 2016

COLUMBIA - With practice starting up recently for the South Carolina women's basketball team, head coach Dawn Staley is figuring some things out about this year's team.

The Gamecocks will look very different from last season after losing three solid starters. However, the two starters that return, A'ja Wilson and Alaina Coates, are All-Americans, providing a great core for the other returnees and newcomers.

"We have a really good team, but we have to work through some things," Staley said. "But there's a different feel in the gym. They're a pretty unselfish group right now. Really good team chemistry. Have a little ways to go from a defensive standpoint, but they're eager to learn."

With any new year, different strengths and weaknesses pop up with a team throughout the season. When asked what could be different about this year, Staley said that the offense could take a step forward with the additions of Kaela Davis and Allisha Gray. The two ACC transfers were prolific scorers at their previous schools and figure to help ease the pain of losing guards Tiffany Mitchell, Khadijah Sessions, Tina Roy and Asia Dozier.

"Offensively, we just have more options on the floor," Staley said. "It's a team that's full of talent, and we can do a lot more. We have probably put in a lot more offensive concepts than we've (usually) put in this early on, and they seem to pick up things fairly well."

Last season, opponents entered games against South Carolina focused on crashing the post and not allowing the duo of Wilson and Coates to defeat them inside. With the addition of Kaela Davis, Gray and freshmen Araion Bradshaw and Tyasha Harris, Staley said that teams won't be able to collapse into the paint and leave open the outside shots.

One of those players that has particularly stood out so far in practice is Gray. She combines with fellow transfer Kaela Davis to give the Gamecocks a good, new duo.

"Allisha Gray is probably the one person that's in midseason form," Staley said. "She looks great. She's lost a few pounds. But to have those type of players eligible now, I think it gives us a lot of options. They have certainly done a tremendous job of playing with each other. Just knowing when to play off the ball, knowing when to take shots."

Senior Tiffany Davis has been with the program since 2012, and has had to fight injuries virtually her entire time with South Carolina. However, she enters this year fully healthy and hoping to be a big contributor for the Gamecocks.

Tiffany Davis has been a great role model for her teammates, and that was clearly evident by the fact that she's already been voted as one of the team captains for the upcoming season.

"I think it's a very important important role for me," Tiffany Davis said. "I can do whatever I need to do for my team to be successful. Wherever I'm needed, I'm going to be there. I'm going to play my role really well."

Tiffany Davis' coach has also been incredibly proud of her.

"She's been through a whole lot just personally," Staley said. "Her injuries, but she's probably one of the strongest mentally that you've ever wanted to be around. She could've been a captain last year. I think her head is in the right place right now. She's more healthy than she's ever been and she's stepping up. She's vocal, she's one of our best recruiters when players come on campus. She's taken that leadership/captain title very, very seriously."

Starting on Thursday, Oct. 13, the Gamecocks will spend some time in Greenville practicing and spending time with each other. It's not the first time that the team has done something like that as last year the Gamecocks visited Charleston to do the same thing.

Staley is looking forward to the opportunity to lead her squad in an open practice at Southside High School in Greenville.

"It should be nice," Staley said. "It's probably less about basketball, and more about team building and getting to know one another and sharing some time with one another."

###

The Face of women's college basketball

*By David Cloninger, The State
November 10, 2016*

An interview with A'ja Wilson begins with her asking if she has chocolate on her teeth. No, her whites are as pearly as the strand around her neck.

"Good," she beams. "I had a whole bunch of chocolate before I came over here."

It's not that she's silly or flighty or uncommitted. It's that she's really enjoying her life – 20 years old and a junior broadcast journalism major at the University of South Carolina.

And an All-American who is taking over as the face of women's college basketball.

"It's a dream come true," she said, again with the ear-to-ear smile that's as outsized as her game. "I've never really thought a little girl like me – well, not little – a girl like me would turn out to be a person that didn't even want to play the sport to now being the possible face of the sport. It's kind of crazy to think about."

The manic ease with which she changes gears is as impressive as her already overstuffed trophy case. Wilson, carrying a suitcase of prep awards as the consensus best high school player in the country, nonchalantly won SEC Freshman of the Year by averaging 13.1 points in a Final Four season. That was followed by leading the Gamecocks with 16.1 points per game in a 33-2 season, when she was named SEC Player of the Year and SEC Defensive Player of the Year, a prize she joked about in the preseason (because defense wasn't her strong suit and coach Dawn Staley was always in her ear about it).

On the court, Wilson was dominant for two years despite being surrounded by a bevy of talent that spurred the Gamecocks to three straight SEC regular-season championships. Off the court, when Staley relaxes her social-media ban, Wilson's Twitter and Instagram feature the game's newest poster woman displaying every expression of her daily life.

"Am I smiling?" she asks as the photographer readies another shot. Requested to look serious, she breaks into giggles every 10 seconds. Informed that the 2017 Final Four is in Dallas, the shooter remarks she has friends in Dallas. "I want to go to Dallas, too ..." Wilson says.

After a brief cool-off and an explanation of the new millennial term ("Five-ever," replacing "forever"), Wilson takes a seat and talks 2016-17. Weird to think she just graduated from teenager, having turned 20 in August, and weirder still to realize with the departure of all-everything Connecticut star Breanna Stewart, Wilson's face will be featured all over the country as a promotion for the game.

"That's the thing about Stewie. She never really talked about it," Wilson said. "She just carried herself to when you thought about UConn, you think of winning."

"She was always like, 'I'm here to do one thing, and win,' but when I roomed with her, I saw, 'You're just like me in the room, all jokey and stuff.' With South Carolina women's basketball, we're starting to be like, 'When you come here, we're aiming for an SEC championship and we don't do anything below it.' At UConn, that's what they do."

Wilson will be the leader of that mission, after the departure of Tiffany Mitchell and three other seniors that built Staley's program into a juggernaut. And while she accepts her individual popularity as the game's ambassador, her initial mission is to keep the Gamecocks where they are – and overcome their last game.

No ex-Cuse-s

Syracuse was a veteran team that went on an amazing run last year, finishing national runner-up after never having gone to the Sweet 16. When they beat USC 80-72 in South Dakota, the Gamecocks credited the Orange but never rid themselves of a sickening feeling – they lost to a team they were better than.

"It humbled us," Wilson said. "For me, I can't watch that game. I usually watch every game, but I cannot watch that one. It lingers. But at the same time, I'm like, 'Forget it, we can't change it. Let's get on to the next one.'"

Wilson left equipment and emotions in Sioux Falls, wanting to rid herself of anything associated with that game. As a freshman, she was part of a Final Four team and took it hard when Notre Dame was one point better in the national semifinals. As a sophomore, leading a depleted team that had only lost once through 34 games, falling in the Sweet 16 was a disgrace.

In the Gamecocks' locker room, a white board lists every game from last year with a grade beside it. Syracuse is conspicuously absent. The team's official website only has stats through USC's round-of-32 win over Kansas State. It's like it never happened.

If only it hadn't.



2016 SOUTH CAROLINA ATHLETICS - PRESS CLIPS

"I think we would have made it to the national championship game," she said. "It is a tough pill to swallow. We go off that loss."

Bling

Wilson had a strand of pearls around her neck, a single pearl dangling from another chain and pearl studs in each ear. She retrieved another necklace, featuring large costume pearls, from her locker.

"My grandmother gave me my first pearls. She would always kind of say, 'Pretty girls wear pearls' and I would say, 'I want to be pretty so I'll wear pearls!'" Wilson said. "And they really kind of stuck with me."

They're as much a part of her as her talent. She rarely appears in public without them and usually dons the costume necklace before post-game news conferences.

"I feel naked without them," she said. "I just got a new necklace, it has my initials in it, and I can't wait to wear it! I have a case of them."

Star

Like the pearls she obsessively wears, it took time to make a player this good. Wilson didn't even want to play basketball, preferring volleyball.

But when she began sprouting on her way to 6-foot-5, she was tutored by dad Roscoe Wilson, a former professional player overseas who still looks every bit of 6-9. The post moves, ball-handling and even a deft touch on a 3-pointer came from him while mom Eva Wilson drew the line between basketball star and daughter.

"She really helps me out a lot about balancing things and having a personality," Wilson said. "The ball's going to stop bouncing, so I have to be prepared that when it does, I can still be a good person."

Spotlight

Wilson is used to celebrity glare. She's dealt with it ever since she picked up a basketball.

Staley expects her to be a leader this year, although fellow forward and first-team All-SEC selection Alaina Coates is a senior. Wilson learned what to do at USC under the tutelage of Aleighsa Welch and Mitchell, and how to handle the national glare from Stewart.

Of last year's four Naismith Trophy finalists, only Wilson remains. As the best player on one of the country's best teams, she knows massive publicity is coming but is handling it the same way she did as America's top recruit.

"I build off of two summers ago, with Team USA, when I was kind of the oldest on that team," Wilson said. "I go from listening to people looking at me, asking 'What do we do?' That's when it hit me – you're not a follower anymore, you're a leader now."

More interviews and magazine covers will follow, especially if Wilson leads the Gamecocks through a brutal non-conference schedule before they start trying to defend their tri-SEC titles. Staley is confident her star can handle it, considering she's been there before and still has help around her.

"She and I have a really good relationship and she can come to me and we can talk together about how to direct this team," Wilson said. "But it takes a lot of hard work to be a captain of this ship we're about to step on."

Balance

Is it possible to be a heart-ripping mercenary on the court and a 20-year-old college student off it? Wilson knows her 6-5 frame and hometown celebrity makes her a natural target for pointed fingers, hushed tones and shy picture requests when she's out in public, and delights in showing how a basketball bulldozer can be plain ol' A'ja.

"It's just a part of me. I try my best to feel the good out of everything," she said. "Even when coach is like, cussin' me out, I'm like, 'You still have on some nice shoes, coach.' You got to have the balance in everything you do."

She's handled the hype since high school. "My family and I will sit around and laugh at the fact that I was the No. 1 player," Wilson giggles. "All these females in the nation and you're gonna pick me?"

She has handled being a great player on a great team playing for a demanding coach. "I'm just a 20-year-old with my name up there among the greatest women to ever play this sport," she demurs. "How'd that happen?"

Now to handle it all in a huge package, expected to be the best of the entire sport. Yet when that scenario is mentioned, Wilson has the same reaction as to her other numerous awards.

"I just really go out and play and kind of do me," she shrugged. "I'm not going to stop being me."

How Dawn Staley built a winning basketball team and the fans to match CELEBRATING, INCLUDING FANS HAS SHIFTED THE CULTURE OF WOMEN'S BASKETBALL IN SOUTH CAROLINA

*By Bria N Felicien, The Greenville News
November 11, 2016*

Nearly 150 fans applauded the University of South Carolina women's basketball team as it entered Southside High for an open practice on a Thursday in mid-October.

Head coach Dawn Staley waved to the spectators in the stands. A few players looked at the crowd and smiled. A couple of others danced to the music playing throughout the gym.

Junior forward A'ja Wilson had a basketball in her hands less than a minute later, getting shots up before the team got to work.

Before practice began, fans picked up team posters from tables in the school's common area and excitedly chatted with each other.

Upstate resident Carolina Schiffer had never seen the Gamecocks in person until that night, and took advantage of the location being a short drive from her job.

Schiffer was willing to speak with The Greenville News about her excitement ahead of the 2016-17 season, but made sure her seat in the gym was saved and her team poster was neatly secured before the interview took place.

She didn't want to miss the team's entrance into the gym.

"I can't wait to see them all season, too," Schiffer said. "We're going to be champions, they're going to be champions. I can't wait to see it."

The bleachers eventually filled as people wrapped up work or finished with errands or school. Following practice, Staley introduced the team and answered questions like "Who's your pick to win the WNBA championship?" and "Were you really on an episode of Martin?"

It was a weeknight, and the gymnasium floor was filled with team supporters ranging from toddlers to teens to lifelong Gamecocks taking selfies, getting posters signed and meeting the USC women's basketball team.

"It's awesome to have people in the stands waiting for us to get here and it's women's basketball," Staley said ahead of practice. "The state of South Carolina and the support it has given women's basketball. It is like no other."

This is the culture Dawn Stanley created.

Gamecock fans are proud of their SEC championships, the No. 1 national ranking in attendance and muse about the possibility of finally beating UConn this season.

Eight years ago, conversations didn't broach those topics. Staley had just arrived in Columbia after eight years as Temple's head coach, and was officially announced on May 10, 2008.

Staley, a three-time Olympic gold medalist and member of the Naismith Memorial Basketball Hall of Fame, held an 172-80 overall record at Temple, but chose to come to USC for a few reasons. She had family in the area. She had a chance to coach in the SEC. She appreciated the athletic department's commitment to the women's basketball program.

In her first season, the team finished 2-12 in the SEC, placed 11th in the conference and ranked No. 45 in attendance nationally.

But by 2011-12, the team made it to the Sweet 16.

In April 2014, Staley landed the No. 1 recruit in the nation in Hopkins native A'ja Wilson, and by April 2015 the Gamecocks made a trip to the Final Four.

South Carolina has led the nation in attendance for the last two seasons, first during 2014-15, averaging 12,293 fans in Colonial Life Arena for a total of 196,684 on the season.

And while the numbers are great, the on-the-court wins aren't necessarily the deciding factor motivating fans to "buy-in" to the program.

Mary Pink, Iowa State Associate Athletic Director for Marketing said when it's time to make sports-related purchases, a personal connection to the

team is key.

At Iowa State, crowds show up for women's basketball – the Cyclones ranked No. 3 in attendance for 2015-16 and No. 4 the year before, which, for both seasons, is ahead UConn and Notre Dame.

Pink gives a “bulk” of the credit for Iowa State's solid crowds to longtime head coach Bill Fennelly.

Fennelly makes community outreach and interactions with fans a priority, according to Pink, and for at least the last 21 years, if Fennelly is asked to do an appearance or speak, he goes. He also places emphasis on thanking the fans.

“It's really having that one-on-one engagement with the fans, and I think that's very crucial for women's basketball, and for other sports,” Pink said. “It really is, do you know the players, do you have a personal connection with the coach? Do you feel like you know him? For us that's been huge. And I think once, obviously Bill is winning, it drove them to want to go support, and go to the games.”

It was Staley who convinced Schiffer, a lifelong Gamecocks football, baseball and men's basketball fan, to add the women's basketball team to this list of USC programs she supports.

“I love how she treats the fans,” Schiffer said. “We feel like a family. She treats the fans like we're so important, and that is a fantastic thing.”

Staley's ability to win games while recruiting, connecting with fans and convincing tens of thousands of people to watch her team play has drawn comparisons to Tennessee's late, legendary head coach Pat Summitt.

Those comparisons come from a journalist who has covered the Lady Vols since 1998.

Maria Cornelius, longtime sportswriter and author of the “Final Season: The Preserverance of Pat Summitt,” says building a successful program is a formula that's simple in ideology – promote the game – but tough in execution.

If you follow Staley on Twitter, you'll notice her updates are frequent and transparent. There's no shortage of selfies, jokes and videos, but she also answers fans questions and provides what can feel like inside access into the program: pictures of team meetings, “you heard it here first” announcements and the infamous teasers.

She's engaging with fans. She's replying and retweeting, making outsiders feel involved.

Many coaches can't – or couldn't – manage, on top of day-to-day duties, having to market yourself and your team all the time.

Summitt went to high schools and Kiwanis Club and opened practice for fans in Thompson-Boling Arena. Summitt built the Tennessee women's basketball program and brand, Cornelius said, and didn't stop promoting it after the team reached national success and recognition.

“Anywhere she could go to promote the Lady Vols, she went,” Cornelius said. “And I see Dawn taking the same kind of approach.

“It's interesting to watch because I'm like, this is like watching what Pat did. You have to be willing to work pretty much, every day of the year. Dawn has been one of the coaches in women's basketball that is willing to do that. The results show.”

First-year Vanderbilt head coach Stephanie White also notices Staley's ability to communicate with fans honestly and keep them engaged, and mentioned that she loves it.

“Her energy and her spirit and her ability to connect is critical,” White notes, “That's one of the reasons that they've done what they've done from a fanbase standpoint.”

White and Staley were teammates on the Charlotte Sting during the 1999 season. White says being a part of the WNBA – a 20-year-old league, which was in its third season when they played together – gives both coaches a unique perspective of finding creative ways to promote their teams and keeping fans involved.

The Gamecock women's basketball team recently participated in the popular #mannequinchallenge. Staley caught a touchdown pass at a South Carolina's spring football game and even brings her team around the state of South Carolina.

Last year, the team took a trip to Charleston, and this year it was Greenville, ahead of the 2017 SEC tournament that will be hosted in Bon Secours Wellness Arena.

After a Sweet 16 upset to end last season, USC has a No. 3 preseason ranking and will face No. 6 Ohio State on the road for its season opener on Nov. 14.

The matchup in Columbus, Ohio is not among the Gamecocks' 19 nationally televised games this season, but is a part of their tough non-conference slate featuring contests against UConn, Texas, Duke, Minnesota and UCLA.



2016 SOUTH CAROLINA ATHLETICS - PRESS CLIPS

The program has given fans the opportunity to travel to the Duke, Auburn and Georgia road games with other fans through program-sponsored bus trips.

But it's the matchup in Storrs, Connecticut with the defending-champion Huskies that's among the most talked about with fans.

"Definitely UConn is the one I'm most excited for," Schiffer said. "Because we're going to beat them this year."

There's also been an extension of the G-Hive, the program's \$75 membership that includes five theme-based t-shirts for fans to wear on designated game days to match the team. Members have already been able to attend an open practice on Nov. 2 and Staley has tweeted about "exclusives surprises" to come.

Immediately after Staley finished answering fan questions following the open practice in October, she hugged the first fan to approach her and ruffled an excited kid's hair before shaking the hand of a man who reminded her of how they'd previously met.

Then, she approved photo requests, including one from a mom whose toddler she'd held in her arms for the picture, before heading to a hallway outside of the gym to conduct another interview with the local news.

In 2008, Staley said her vision is to bring "national prominence to the University of South Carolina."

She did that, while igniting and nurturing a fanbase that will more than likely stick around for the long haul.

"Dawn is really the blueprint, I think, collegiately," White said. "There's no question that she's got the blueprint that we all need to try to follow."



Alaina Coates and the upside of staying inside

By Michelle Voepel, ESPN
November 16, 2016

COLUMBIA - POINT GUARDS, BASKETBALL'S vertically challenged demographic, tend to view post players with a mix of exasperation and admiration. South Carolina coach Dawn Staley, a former point herself, is no different when she looks at 6-foot-4 senior center Alaina Coates.

"It seems like for bigs, there's no middle ground," the 5-5 Staley says. "They're either soft or they're physical, it's not like there's an in-between."

"Soft" is a bit harsh -- even bigs who drift to the perimeter still end up taking some punishment inside. But Staley sees the women's game changing, with fewer pure centers who play with their backs to the basket and don't act like 3-point shooters.

Of course, part of her perspective comes from having such a valuable commodity in Coates. And with junior A'ja Wilson, a 6-5 forward who prefers to face the basket, she has two very different types of dominant bigs. The Gamecocks relied on the inside-outside strength of the duo to go 33-2 and win the SEC title last season.

While Wilson is a superstar -- she was a consensus All-American and national player of the year candidate last season -- and the face of one of the country's best teams, Coates is also an elite professional prospect, one who will be in the mix to become the WNBA's No. 1 draft pick in April.

"Because of her willingness to play a style that few are willing to play, she'll find her way into a positive role with a WNBA team," says Cori Close, coach of Pac-12 preseason favorite UCLA, which will face South Carolina on Dec. 18. "You can't put a price tag on it."

In the WNBA, big players with guard skills abound: Los Angeles' 6-4 forward-center Candace Parker, Chicago's 6-5 forward-guard Elena Delle Donne and Seattle's 6-4 forward Breanna Stewart are all among the two tallest players on their teams, but only Parker is designated as a center. No matter how they're listed, they have similar styles: Stewart made 45 3s this past season, Delle Donne 43 and Parker 42.

In contrast, Minnesota's 6-6 Sylvia Fowles has attempted just one 3-pointer in nine WNBA seasons. Phoenix's 6-9 star Brittney Griner has taken none. Fowles says it's simple: Players such as Coates should perfect what they do best.

Staley, who played alongside 6-5 Lisa Leslie in the Olympics -- Leslie was a four-time Olympian and three-time MVP with Los Angeles -- has the same vision for Coates. "Lisa was really smart in that she knew where she was going to make the most money," Staley says. "Which was: 'I've got to get down there and score in the paint.' She worked at it."

Staley says Coates, while still a work in progress, "can be the most dominant player in the country just being a back-to-the-basket player. She's embraced that."

That allows Staley a luxury that few other college coaches have. According to Synergy Sports Technology, the Gamecocks posted up 64 percent more than the national average last season.

Coates considers Wilson the perfect high-low partner -- "I trust A'ja" -- and they share the joy of being local stars who have helped South Carolina become the nation's attendance leader (14,978 per home game last season) in women's basketball. Coates is from Irmo, just northwest of Columbia, and Wilson is from Hopkins, to the southeast. Their towns are 35 minutes apart, with the university downtown right between them.

"Alaina and I have been playing together since we were 12 or 13 years old, with AAU," Wilson says. "It's fun to have a true back-to-the-basket player, especially with a person like me who's not. It's a nice balance."

Coates, who posted up 33.3 percent more than the average player last season, was the only center among the SEC's top 20 scorers (12.1 points per game). Just 15 percent of the SEC's top 41 rebounders were centers, with Coates leading at 10.3 rpg.

She was mentored from an early age by her father, Gary Coates, a command sergeant major in the Army National Guard and active-duty military for 33 years. "Playing the post makes you mature," says Gary, whose brother, Ben Coates, was an NFL tight end for 10 seasons.

Alaina has taken her dad's lessons to heart.

"I enjoy being a 5," she says. "Being a center means you're going to war down there on the block. I like the feeling that I'm going to bully my way around out there."

The kindhearted Coates says this with a laugh. But Staley prefers Coates to have a bit of an edge. That may be the difference in the Gamecocks' run at the 2017 national title.

"I don't like when she plays passive or when she makes herself blend in," Staley says. "She's physical, she's imposing, she's mobile, she's quick. She's all of those things."

"And if she's anything less than that, then she might as well be 5-11."



The crazy synergy between Kaela Davis and Allisha Gray that could lead South Carolina to a title

By Kayla Lombardo, *ExceleSports.com*
Nov 21, 2016

They were both high school basketball stars in Georgia. They were both guards, albeit from different sides of the state, before they both left Georgia to go to the Division I ranks in the ACC. Then, they both decided to transfer to third-ranked South Carolina (2-0) in 2015. Per NCAA transfer rules, however, they had to sit out together last season. And now, the different, but parallel lives of Kaela Davis and Allisha Gray have finally come to merge—and the magic between them is uncanny.

“We have a bit of our own communication now and we find ways to feed off of each other,” Davis said of her relationship with Gray during a phone interview with Excele Sports. “I think we’ve built up that trust with each other over the last year to rely on one another on the court.”

Of course, it helps when you have a similar story as one of your teammates, who just so happens to be averaging the same 20.0 points per game as you through the first two contests of the season.

“We never actually met up [growing up], but I did see [Gray’s] team play in the state championship just because they had all of us in the same gym,” said Davis, who first encountered Gray on the court during her rookie season at Georgia Tech. “She was always the kid that everyone was like, ‘Hey, I heard she dropped like 40 last game.’ She was always the one everyone was watching when her team was playing.”

And so was Davis in her own right, as she was named a McDonald’s All-American during her tenure at Buford High School, while also being ranked as the top guard and No. 2 overall recruit in the class of 2013 by ESPN.

When the time came for the two to choose where they would play college ball, Gray landed at North Carolina and Davis at Georgia Tech. Each player made an immediate impact upon entering the NCAA realm, going on to earn ACC honors and accumulate more than 1,000 points, respectively, after just two collegiate seasons.

Davis and Gray once again followed one another’s lead from afar after their sophomore seasons. This time, their paths led them to the same destination: Columbia, S.C. with Dawn Staley’s Gamecocks.

“As soon as I heard that she was transferring a little bit after I did I was definitely excited,” Davis said. “With both of us being from Georgia, we kind of had a connection a little bit before we even got to college. I never honestly thought that we’d be on the same team.”

But teammates the two became when Gray followed suit and announced her intentions to transfer to South Carolina in June 2015 after Davis did so in May. The NCAA transfer rules that forced them to sit out last season also gave the duo ample time to become acclimated with a new school and one another, on and off the court.

“Definitely having someone go through the process with you makes things a little easier,” Gray told Excele Sports in a phone interview. “Especially sitting out and the extra workouts you have to do and when the team travels, staying behind. Learning a new campus was easier having her with me when we sat out last season.”

While anxiously awaiting their turn to join South Carolina on the floor—which ultimately went 33-2 in 2016 and suffered a shocking upset in the Sweet 16 of the NCAA tournament with Davis and Gray watching from the bench—the two were left to figure out Staley’s system on the practice squad. That time away from the starting five was not spent in vain, however, as Davis and Gray learned the intricacies of one of college basketball’s best teams.

“We had a year of being on the practice squad together, essentially, and there were a lot of days that we had to figure stuff out together,” said Davis.

So it makes sense now why Davis and Gray have emerged as symbiotic stars on perhaps the most versatile squad in the country, which is often headlined by the play of veteran frontcourt standouts A’ja Wilson and Alaina Coates.

“It’s definitely fun knowing that on the opposite wing is a guard that can score just like I can,” Gray said of Davis, who scored a game-high 37 points in South Carolina’s season opener against Ohio State. “We complement each other real well.”

And though their road this season won’t come without its share of tests—as the Gamecocks’ impending out-of-conference slate features the likes of Louisville, Texas, Duke and UCLA—Davis and Gray hope their synergy results in a national championship in April, which is uncharted territory in South Carolina program history.

“Definitely a national championship, an SEC championship,” Gray said when asked what her and Davis’s goals are for this season. “We’re just trying to do everything we can to help the team win.”

<http://www.excellesports.com/news/south-carolina-kaela-davis-allisha-gray/>

###



South Carolina's Dawn Staley reveals the secret sauce behind Gamecocks' newfound success

By Tim Nash, *ExcelleSports.com*
Dec 22, 2016

There's a certain buzz around the University of South Carolina women's basketball program. It started about eight years ago and has only grown louder ever since.

For the first 34 years of the program, the Gamecocks sputtered along, compiling a less-than-buzzworthy 508-429 record. Then, in 2008, Dawn Staley was hired as head coach.

Hiring someone whose credentials include three Olympic gold medals as a pro point guard gave Gamecock fans something to crow about. That she also had a 172-80 coaching record at Temple University didn't hurt, either.

At the time, many South Carolina fans were ready for change. The Gamecock athletic program as a whole had long suffered an identity crisis of sorts. Fans often referred—and still refer, in the instance of some programs—to the school as either USC or Carolina, leading to the inevitable and often annoying question in response: “Which USC” or “which Carolina?”

Out West, the other USC—the University of Southern California—enjoys a strong basketball program that includes two NCAA women's basketball titles and a list of famous coaches like former WNBA stars Cheryl Miller and Cynthia Cooper, as well as ex-Los Angeles Laker Michael Cooper. Three-and-a-half hours north of Columbia, S.C. in Chapel Hill, N.C., is the other Carolina, with a rich basketball tradition on both the women's and men's side.

But after Staley took over as head coach at South Carolina, there was hope that the women's basketball program would finally come into its own as the USC, the Carolina—at least in terms of women's basketball. And the new coach didn't disappoint. After posting losing records her first two seasons at South Carolina as she found her footing, Staley's teams have since gone 131-40 and made five straight NCAA appearances. Last season, the Gamecocks went 34-3 and advanced to the Final Four for the first time in school history.

Now, when it comes to women's basketball, everyone knows that both USC and Carolina mean University of South Carolina.

How did Staley turn a program with a history mediocrity into a national contender with one of the largest and most engaged fan bases in the country?

By just being Dawn Staley—the same Dawn Staley who, as a college player, thrust the University of Virginia into the national elite in the late 1980s and early 1990s, who still owns the NCAA record for most career steals, who made three Final Four appearances, won an NCAA title and helped Team USA to three Olympic gold medals as a player before helping it grab two more as an assistant coach. The 2016 women's Olympic basketball team, coached by University of Connecticut head coach Geno Auriemma and assisted by Staley, was named USA Basketball's Co-Team of the Year with the men's Olympic team on Wednesday.

Staley has also helped propel USC to success with her personality. Athletic teams often take on the characteristics of their coach, good or bad, and the most dominant aspect of Staley's personality is discipline. She learned the trait early from her parents, Estelle and Clarence Staley, who raised five children in the high-risk public housing project Raymond Rosen in north Philadelphia. Estelle and Clarence didn't let their kids get away with anything. The stakes were too high.

Now, Staley approaches her responsibilities as a coach with the same parental-like concern and diligence.

“Very early on each year, we have a team meeting about our team rules and how we want to operate and what our culture is like,” Staley, 46, said. “It gets put to the test—a lot. We are dealing with young people— 17- to 23-year olds. You want to make sure you are holding them accountable for their actions and leading them down the path to success. And sometimes that's a hard job.”

Yet as much as she holds her players accountable, she also encourages them to speak their mind—a personal trait that she says helped her as an athlete.

“As a player, a leader, a point guard or a steward of the game, if I saw or heard something that didn't quite fit I addressed it,” she said. “I wanted it to be right. I might be wrong about it, but I'm going to find out. I don't want to assume that everything is good.”

Her experiences with the U.S. Olympic team, where she played with some of the greatest women's basketball players of all time, including Lisa Leslie, Sheryl Swoopes, Rebecca Lobo and Sue Bird, also provided a unique insight.

“When I got into coaching, I drew on my experiences with USA basketball to create this culture,” she said. “Everyone stripped down their personal accolades for one common goal. We didn't let any one thing or any one person detract from the goal of winning the gold medal. From day one to receiving our gold medals, everyone held everyone accountable— for their actions, communication, everything.”

In the past five seasons, Staley has led the Gamecocks to go 56-8 in Southeastern Conference games, to win two SEC titles, to make those five consecutive trips to the NCAA tournament and to advance to the Final Four in 2014-15.



2016-17 SOUTH CAROLINA ATHLETICS - PRESS CLIPS

As impressive as her USC tenure has been so far, there's one statistic by which all Gamecock coaches are measured: their record against in-state rival Clemson. On Dec. 15, USC defeated the Tigers 84-61 in front of 11,916 fans at USC's Colonial Life Arena. It was the team's sixth straight win over Clemson under Staley.

Off the court, Staley's players are equally impressive. Her players have become involved in the Columbia community—and the community has repaid that effort. The Lady Gamecocks have led the nation in home attendance for the past two seasons, averaging over 14,000 fans per game last season, up 8,000 per game from three years ago.

Regular game attendees include former USC football coach Steve Spurrier and his wife, as well as South Carolina Governor Nikki Haley. Earlier this month, when USC ventured to Duke's Cameron Indoor Stadium in Durham, N.C. for the Gamecock's only loss so far this season, four busloads of fans went with them. The game's attendance—6,036—doubled what had been the largest crowd the Blue Devils had seen for the year.

Staley understands the fanfare and the pressure that can put on players. She also knows that there are potential pitfalls that come with popularity.

"I don't think our players understood how much power they have in our community—how much people looked up to them, how many people really identified with them," said Staley, referring to the team's outlook several years ago. "Once we started getting more support from our community, we had to make it a priority. We made it important to us. We had to let [the players] know that people are affected by them."

They talk about success a lot at USC, a subject Staley certainly knows well, too. "We say success has a certain look. It has a certain sound and it has a certain feel," she said.

And at USC, success has a certain buzz that doesn't appear to be going away any time soon.

<http://www.excellesports.com/news/south-carolina-dawn-staley-secrets/>

###



Gamecocks' fourth title won't be easy to obtain

By David Cloninger. *The State* (dcloninger@thestate.com)
December 31, 2016

COLUMBIA — Nobody talked about it in November and December because it wasn't important then. South Carolina loaded its early schedule with some of the best teams in the country and needed to concentrate on that.

The Gamecocks got through it with only one yip, dispatching the best teams and doing it mostly away from home. Then they were off for a long break, remembering how they played in the one loss, tightening their weaknesses and preparing to defend what's been one of the most stunning pieces of the last three seasons.

The Streak.

USC has won 22 straight games against the SEC, which has become the strongest and deepest league in the country. The league put nine teams in the NCAA tournament last year, yet none of them could figure out how to beat the Gamecocks in the regular season.

USC has gone 45-3 the past three regular seasons in the SEC, winning three conference championships. It has lost only once over the past two, recording a perfect season last year. The 22 straight are bookended by consecutive SEC tournament titles and the Gamecocks joined Auburn and Tennessee as the only teams to win three straight regular-season championships.

A fourth glimmers. USC was picked to win it, but the league's other teams may have something to say about it. The schedule is conducive, the toughest games at home, but beginning Sunday against Alabama, the Gamecocks face 16 teams with the same goal – knock USC off its pedestal and prevent it from becoming one of only two teams to ever win four straight SEC championships.

The four crucial elements to claiming No. 4:

1. DEFENSE

While USC was running roughshod over the league the past three years, everybody credited the arsenal of offensive weapons. The Gamecocks had multiple options to shoot, but their defense was very underrated.

USC constantly ranked in the country's Top 10 of scoring defense and used steals and blocks to set up easy buckets. This year, while it's climbed back to 28th, it's still a far cry from what it was.

2. BIANCA

There is no question Bianca Cuevas-Moore has the speed to be an elite player. Once she decides to kick on the afterburners and turn those balls knocked loose at the top of the key into points, nobody's going to stop her.

The problem is getting her to do it consistently, and to make good decisions most of the time instead of some of the time.

"If she could just mix it up and hit some people on the outside, I think it could give her a counter," coach Dawn Staley said of her point guard's fearless drives into the lane. "It's just something that she has to evolve."

The aggression is good but Cuevas-Moore has to make those shots, or draw the defense in to kick out the ball for a wide-open shot. Her first quarter against UCLA was the complete cycle of "Bad Bianca," while the second half was "Good Bianca."

The Gamecocks need a point guard who can direct and score, with an emphasis on the former.

"We have those talks, but when you're playing and your adrenaline is flowing, you get lost in the moment," Staley said. "Those are teachable moments, moments in which she's got to get better because it will make our team better."

3. KD

Kaela Davis immediately made herself known by scoring 37 points in the season-opener. She can hit from anywhere and once she gets hot, watch out.

Got to get her hot immediately for every game on the schedule. The Gamecocks don't need her to go 1-of-13 from the floor.

It's not a crucial part of the game, but it would relax the pressure put on the defense. The Gamecocks have plenty of other scorers – and as long as A'ja Wilson and Alaina Coates are on the floor, that's where the points will be concentrated – but Davis can open the game up so much that USC needs to get the ball to her.



Yet it does no good if she's firing up those long-range shots and getting beat to the rebound.

"I did tell her she's taking some shots off-balance. I think sometimes she forgets how tall she is out there," Staley said. "We can't afford for her to shoot that way all the time. She knows she can still have off nights and we can still win basketball games."

4. SILENT ASSASSIN

Allisha Gray can be a takeover player when she wants to be. Yet she's ... not hesitant, but content to let that chance come to her.

"I try not to press too much or force anything," Gray said. "I'm capable of doing it, but I don't want to force anything."

She was a standout player in high school and dealt with the opposing attention on her during the game. During two years at North Carolina, she was again a great player but concentrated on getting the ball to the other talented players around her.

That's what Gray is doing at USC. Yet there are times where if Davis isn't hitting and the two bigs are out of the game, she needs to demand the ball and start going to the rim. She's very good at it, able to twist inside and score the bucket, and it sometimes seems she's lost in the shuffle of having so much other offensive talent around her.

"I'll find any way possible to help the team, but coach has told me to let the game come to me," Gray said. "It comes as you go, but I'm not forcing. 'Silent Assassin's' not a bad name to have."

###



Alaina Coates' post presence for No. 5 USC leaves opponents seeing double

*By David Caraviello, Post and Courier
January 3, 2017*

COLUMBIA — Lately, they've been as reliable as large and loud crowds at Colonial Life Arena. And Alaina Coates makes them look easy — a dozen or so points here, a dozen or so rebounds there, and yet another double-double on the stat sheet for the All-American center at South Carolina.

And yet, what the senior from Irmo is doing now hasn't been done at USC in decades — more than three of them, to be exact. In Sunday's rout of Alabama, the 6-4 Coates finished with 19 points and 14 rebounds for her 50th career double-double, the second-highest total in program history behind the 72 accumulated by Sheila Foster from 1979-82.

Coates has posted double-doubles in eight of 12 games this season, when she easily passed Marsha Williams, who had been second on USC's all-time list with 44 compiled from 1990-93. Coates has picked up where she left off last year, finishing with double-doubles in 15 of her last 21 appearances dating back to last season.

"I think what it does is, she realizes her ability," head coach Dawn Staley said. "There's no one in the country that's quite like her, and I think she's kind of seeing the impact that she can have on the game night in and night out. It used to catch her by surprise, but now I think she sees the force she is out there on the floor."

Coates goes for No. 51 Thursday night, when the fifth-ranked Gamecocks (11-1, 1-0 SEC) play their first conference road game at Auburn (11-4, 1-0). Coates posted double-doubles in both games last season against the Tigers, whose tallest starter is 6-2.

"Things like that make you more of a threat," said Coates, averaging 15 points and 10.8 rebounds per game. "People are trying to take that away from you and trying to take that away from your game. I feel accomplished when I can still do that even when I'm getting everybody's best. And when people try to take that away, that opens things up for my teammates."

Coates said the pursuit of double-doubles makes her more aggressive in rebounding, since each of those counts for one on the stat sheet, as opposed to two points for a basket. She added that she doesn't think about double-doubles during games — although her head coach might disagree.

"I do think she keeps up with it during games," said Staley, pursuing her 200th coaching victory at USC. "And I think it's a way for her to stay engaged, to stay interested in what's happening out there on the floor, when you have individual goals. But it's not anything that's a distraction for the team."

Coates was an honorable mention All-American after last season, when she became the first USC player to average a double-double since Williams in 1993. She also managed one triple-double, recording a block in the final seconds against Winthrop to finish with 10 rejections in addition to 16 rebounds and 29 points.

She wants another one. "I do. I'm trying to get it. I'm really trying," she said. "I want to try to get it without blocks this time. Maybe assists, or steals. I've been stealing the ball a little bit more lately."

###



2017 SOUTH CAROLINA Athletics - Press Clips

Tyasha Harris' spot in USC's starting lineup brings a first for Dawn Staley

By David Caraviello, Charleston Post & Courier, (dcaraviello@postandcourier.com)
January 7, 2017

COLUMBIA — In 16 previous seasons as a head coach, the greatest point guard in the history of women's basketball had never started a freshman at her old position. That changed Dec. 11, when South Carolina's Dawn Staley started Tyasha Harris against Minnesota.

The freshman from Noblesville, Ind., played 21 minutes that day, in what seemed a message to a few starters who came off the bench in the aftermath of a loss at Duke. But Harris has now started the past two games for No. 5 USC, victories over Alabama and Auburn in which the freshman's presence has seemed more and more like a constant.

"I've never started a freshman point guard in my 17 years," said Staley, a Naismith Hall of Famer as a player. "She's the first to do that, and it was deserving. I saw it very early on, that she was going to be the future of our program. I just didn't think she would break into the starting lineup so quickly."

Looking for a steady hand to run an offense full of scoring options, Staley has turned to Harris, the No. 28 recruit nationally last year according to ESPN. Bianca Cuevas-Moore, who started 10 of USC's first 11 games at the point, is now coming off the bench as more of a scoring option, with Harris playing the role of floor general.

"Right now, how our starting five is, most of the four, they all can score," Harris said. "So I'm more of a facilitator trying to get everybody involved. ... I can pass to whoever the open shooters are, and (Cuevas-Moore) coming off the bench — she goes. She's got the green light. She does what she does."

Staley certainly knows point guards — the USC head coach was a two-time ACC Player of the Year at Virginia, and a three-time Olympic gold medalist, and a five-time all-star in the WNBA. While Harris averaged 23.5 points per game as a high school senior, the Gamecocks need her other abilities on a squad loaded with potential All-SEC players.

"She's calm, she's predictable. She just has a way with the starting group, because she's a pass-first point guard," Staley said. "She's comfortable. She doesn't get rattled by too many things. Even if she makes mistakes, she doesn't get rattled. That's what I like about her. She's pretty poised."

Harris wears No. 52, an odd number for a point guard, because she picked it out of the blue annoyed with a long wait for jersey number assignments while playing for a travel team. She's stuck with it ever since, and chose USC (12-1, 2-0 SEC) over Iowa and Michigan State in part because of the opportunity to compete for the starting job as a freshman.

"I didn't think it was going to be handed to me at all," she said. "That's why I wanted to come here, because I wanted to compete every day, every practice, and not just get stuff given to me. I know Bianca is a really great point guard, and ... she was going to compete, too. You need competition day in and day out, so you can get better also."

In a start Jan. 1 against Alabama, Harris matched her career-high with six assists, the third time she's hit that number this season. Her 10 total assists against ranked opponents are a team high entering Sunday's noon game at Florida (9-6, 0-2).

"She came in confident and doing well," said USC junior wing Kaela Davis. "I think all freshmen have that rough patch in the beginning where she needed that time to get adjusted. But once she got adjusted, she's done really, really well. So we're happy with the way she's playing, and we're confident that she'll come out and get the job done."

Staley raves about Harris' intangibles, like feel for the game and court awareness, qualities "I haven't seen in a young player in quite some time," she said. As for Harris becoming Staley's first freshman to start at point guard — the smile and amazed look on the freshman's face said it all.

"I did not know that at all," Harris said. "That's actually cool."

http://www.postandcourier.com/sports/tyasha-harris-spot-in-usc-s-starting-lineup-brings-a/article_82a80a4a-d446-11e6-8969-8fe550d53c62.html

###



Former WACO women's basketball star Allisha Gray picked up where she left off after switching Carolinas

By Scott Michaux, *Augusta Chronicle*
January 27, 2017

ATHENS, Ga. – From Carolina to Carolina, Allisha Gray hasn't missed a step as an elite basketball star.

The former Washington County standout picked up right where she left off after transferring from North to South Carolina, and she and her Gamecocks are cruising to secure a fourth consecutive No. 1 seeding in the NCAA Women's Tournament.

The only thing that's changed is the number of fans watching her play.

"It's definitely an eye-opener," Gray said of the more than 12,000 rabid Gamecocks fans who flock to Colonial Life Arena to support a program that's become one of the staples atop the polls. "My first time on the court and seeing all those people in the stands, I was like shocked. The fan base here in Carolina is amazing. You normally don't see that at a women's game but here they love women's basketball and I love the fans."

Fresh after a season getting to know Dawn Staley's program from the bench, Gray has started all 19 games this season for South Carolina (18-1, 8-0 SEC) and ranks third on the team in scoring (13.6) and rebounding (4.5) per game and leads in assists (50).

On Thursday night at Georgia, she overcame a slow start and scored South Carolina's last seven points of the first half en route to a 18-point night in a 62-44 Gamecocks victory. Her 3-pointer and layup off a steal on consecutive fourth-quarter possessions turned a sketchy eight-point lead with four minutes left into a comfortable cushion for South Carolina to coast home.

Gray believes she's a more complete player than she was when she earned first team All-ACC as a sophomore for the Tar Heels.

"I'm a better defensive player now," she said. "They made me lose weight and I feel like I have more stamina. Coach Staley's taught me how to be patient and not press in games. If my shot's not going she tells me to let the game come to me."

Gray knows a little something about patience and sitting out a whole season. She missed her entire senior year at Washington County after reconstructive knee surgery.

But being healthy and forced to watch her new teammates play last year when she knew she might be the ingredient to help them over the top was a different challenge.

"It was definitely hard sitting out a full year with the type of team we were last year," she said. "But I definitely think the wait was worth it. I was able to enhance my game and work on stuff and become a better player."

Gray never had any second thoughts about switching Carolinas. After reaching the Elite Eight in her freshman season with the Tar Heels – beating top-seeded South Carolina in the Sweet Sixteen to get there – the program was hammered by academic misconduct infractions from before Gray ever showed up in Chapel Hill, N.C. Rather than play under that cloud, she needed a new home and found it closer to home.

"It was hard to leave behind some great friends at UNC, but at the end of the day you've got to look out for yourself and what's best for your career and I definitely think this was a good move for me," she said. "You want to win games, win conference championships, have a chance to play in the Final Four and for national championships. I knew coming to South Carolina gave me that chance to do it."

The Gamecocks have been No. 1 seeds in the NCAA Tournament each of the last three seasons. They got knocked out in the Sweet Sixteen last year and in 2014 and reached the Final Four in 2015. Gray believes this team has what it takes to reach the Final Four in Dallas and challenge the reign of unbeatable Connecticut.

"I finally feel like we're gelling together and everybody is playing their role and we're definitely showing the hard work that we do on the court," Gray said. "I think this team is capable. We play with a lot of heart and hopefully we'll be in Dallas."

Gray's value to the Gamecocks was never more apparent than in recent weeks when an ankle injury by star forward A'ja Wilson forced Gray to switch away from her natural shooting guard position and the No. 5 Gamecocks never lost a beat.

With Wilson returning when the Gamecocks played undefeated and No. 4 Mississippi State on Monday, Gray moved back to her old spot and scored 16 of her 17 points during a second-half rally. She also made the defensive play of the game after a missed 3-pointer when she raced back down the court and challenged a transition layup to preserve a one-point Gamecock lead with 54 seconds remaining in the 64-61 win.

She was named SEC co-player of the week for her performance.

"I'll really do anything for the team," Gray said. "It was really fun playing the four, but having A'ja back is good and gets us back to our regularly scheduled programming. It was nice getting back to my original position out on the wing."

Thursday night marked the second time Gray has experienced a homecoming of sorts. Fans from Washington County chartered a bus to go see her play Georgia Tech in Atlanta her freshman season at North Carolina. She had another crowd of well-wishers in Athens for her playing debut at Stegeman Coliseum, including her parents and brother, A.J., who is a starting safety at Georgia Tech.

"My first time playing at Georgia, so it's nice to see family and friends from high school and home," she said.

The SEC only boasts two currently ranked teams, but the Gamecocks will get to see where they stand against the best in 18 days when they play No. 1 UConn on the road. By then the Huskies should be trying to win their unprecedented 100th consecutive game.

"In the SEC, anybody can beat you on any night and we don't overlook anybody," Gray said of avoiding looking ahead. "We'll just go in, play our game and give it our all. Their streak is their streak and we're not trying to focus on that. Just go in and play Carolina basketball."

###



2017 SOUTH CAROLINA Athletics - Press Clips

Allisha Gray thriving offensively for fifth-ranked Gamecocks, at whatever position she's asked to play

By David Caraviello, Charleston Post & Courier, (dcaraviello@postandcourier.com)
January 29, 2017

COLUMBIA — Down seven points to a top-five opponent and needing some offensive production, South Carolina head coach Dawn Staley ran plays not for one of the two All-Americans the Gamecocks have inside — but wing Allisha Gray.

And the junior delivered, with eight points to spark a third-quarter run that helped USC rally past Mississippi State. Just as she would do three nights later, scoring 11 in the fourth quarter to put away Georgia. Just as she did in the two games when the Gamecocks were without star A'ja Wilson, and the 6-foot Gray played power forward to anchor a lineup that was smaller, but just as effective.

The North Carolina transfer has proven a multi-purpose player for fifth-ranked USC, which faces another key SEC matchup Monday when it hosts Tennessee. Gray over the last five games is second on the Gamecocks in scoring, posting an average of 16.2 points per contest over that span.

"We knew once she kind of got in her rhythm that she was going to start hitting shots we needed her to hit," said USC All-SEC forward Alaina Coates. "... We all believe in her, believe that she can do it. It was something we all knew was coming. We just had to be patient."

With All-American A'ja Wilson out two games and limited in another with a sprained ankle, it was Gray whom Staley called upon to fill the gap. The pinch-hit power forward responded with 14 and 21 points in the two games Wilson missed, and kept up the pace offensively when Wilson returned and Gray moved back to her shooting guard position.

Down seven points at halftime last week against No. 4 Mississippi State, Staley out of the locker room ran plays for Gray, who hit a pair of 3s that bookended a run that put the Gamecocks up four. She finished with 17, second on the team in scoring behind Wilson's 26.

"She worked so hard defensively in the first half, and she sacrificed herself, and we just wanted to make sure it wasn't a one-sided game for her," Staley said. "Because she's a scorer. She can score, and she delivered for us."

She did the same later that week at Georgia, when she scored 11 of her 18 in the fourth quarter to break open what had been a five-point game. Gray's soft-spoken nature belies a scoring threat that made her just the second North Carolina player to post 500 points as a freshman, and average 32 points her final season in high school.

"She's a scorer," Staley said. "She's someone who if we need a basket, she can provide it for us. It's not anything we're asking her to do, she's just playing off of what she instinctively does. She scored at North Carolina, she scored in high school, so that's what she does. She picks and chooses her spots for us, and she plays off of A'ja and Alaina. But she's seeing where she can be effective."

Gray is averaging 13.6 points per game entering Monday's contest against Tennessee (13-7, 4-3 SEC), which faces USC as an unranked squad for just the second time in series history. The Gamecocks (18-1, 8-0) are trying to join Mississippi as the only conference opponents ever to win four straight against the Lady Vols and take another step toward a fourth straight SEC title.

COLUMBIA — Down seven points to a top-five opponent and needing some offensive production, South Carolina head coach Dawn Staley ran plays not for one of the two All-Americans the Gamecocks have inside — but wing Allisha Gray.

And the junior delivered, with eight points to spark a third-quarter run that helped USC rally past Mississippi State. Just as she would do three nights later, scoring 11 in the fourth quarter to put away Georgia. Just as she did in the two games when the Gamecocks were without star A'ja Wilson, and the 6-foot Gray played power forward to anchor a lineup that was smaller, but just as effective.

The North Carolina transfer has proven a multi-purpose player for fifth-ranked USC, which faces another key SEC matchup Monday when it hosts Tennessee. Gray over the last five games is second on the Gamecocks in scoring, posting an average of 16.2 points per contest over that span.

"We knew once she kind of got in her rhythm that she was going to start hitting shots we needed her to hit," said USC All-SEC forward Alaina Coates. "... We all believe in her, believe that she can do it. It was something we all knew was coming. We just had to be patient."

With All-American A'ja Wilson out two games and limited in another with a sprained ankle, it was Gray whom Staley called upon to fill the gap. The pinch-hit power forward responded with 14 and 21 points in the two games Wilson missed, and kept up the pace offensively when Wilson returned and Gray moved back to her shooting guard position.

Down seven points at halftime last week against No. 4 Mississippi State, Staley out of the locker room ran plays for Gray, who hit a pair of 3s that bookended a run that put the Gamecocks up four. She finished with 17, second on the team in scoring behind Wilson's 26.

"She worked so hard defensively in the first half, and she sacrificed herself, and we just wanted to make sure it wasn't a one-sided game for her," Staley said. "Because she's a scorer. She can score, and she delivered for us."

She did the same later that week at Georgia, when she scored 11 of her 18 in the fourth quarter to break open what had been a five-point game. Gray's



2017 SOUTH CAROLINA Athletics - Press Clips

soft-spoken nature belies a scoring threat that made her just the second North Carolina player to post 500 points as a freshman, and average 32 points her final season in high school.

“She’s a scorer,” Staley said. “She’s someone who if we need a basket, she can provide it for us. It’s not anything we’re asking her to do, she’s just playing off of what she instinctively does. She scored at North Carolina, she scored in high school, so that’s what she does. She picks and chooses her spots for us, and she plays off of A’ja and Alaina. But she’s seeing where she can be effective.”

Gray is averaging 13.6 points per game entering Monday’s contest against Tennessee (13-7, 4-3 SEC), which faces USC as an unranked squad for just the second time in series history. The Gamecocks (18-1, 8-0) are trying to join Mississippi as the only conference opponents ever to win four straight against the Lady Vols and take another step toward a fourth straight SEC title.

###



A'ja Wilson living out dad's dream at South Carolina

By Mechelle Voepel, *espnW.com*
Feb 10, 2017

COLUMBIA, S.C. — The vest and the ball are a bit worn and don't look all that intimidating. Yet A'ja Wilson has a visceral reaction to them.

"When I was younger, I just thought he was torturing me," A'ja said of her father, Roscoe Wilson Jr. "When he'd pull that vest out of his car, I'd practically be in tears. It's after practice, and I'm still there with the weight vest on, shooting layups. That was the hell part of the relationship.

"But the heaven part was that as I grew, I started to see my game change. I realized my dad was just being my coach. As I got older and basketball got more serious, I saw that, 'This man may know some things, A'ja, so I suggest you listen to him.'"

She laughs about it now. A 6-foot-5 junior for sixth-ranked South Carolina, she's one of the top players in women's college basketball, an athletic hero who plays for her hometown university. But she once was a tall, skinny girl not sure she wanted anything to do with basketball -- especially not the 20-pound vest and the 5-pound ball with which Roscoe would have her do the Mikan drill.

"Left hand, right hand, left hand, right hand," Roscoe said, seeing it in his mind. "I'd tell her to always know where her feet should be, don't bring her hands down below her shoulders. Now, it's second nature."

He added the vest and heavier ball to develop her strength and simulate the challenge of defense. The weight was for a specific purpose, and A'ja could shed it when the drill was over.

It was the only kind of weight Roscoe wanted his daughter to bear. He never wanted her to feel some of the weight he had, nor the even greater weight he saw his parents carry.

Roscoe was born in 1952, and he grew up in a different Columbia than A'ja did, born in 1996. There were no African-American athletes at the University of South Carolina when he was falling in love with basketball.

The first three black men to play sports for the Gamecocks -- Casey Manning (basketball), Carlton Haywood (football) and Jackie Brown (baseball, football) -- enrolled in 1969-70, the same time Roscoe was starting his career at Benedict College, a historically black university in Columbia. For most of Roscoe's young life, going to South Carolina hadn't seemed like a realistic possibility.

"Sure, I wanted to play here," he said in an interview at Carolina Coliseum, home of the Gamecocks from 1968 to 2002, before Colonial Life Arena was built. "But they may not have recruited me anyway; I may not have been good enough. And even if I was, it was just not the time for that to happen."

A rebounding machine -- he once pulled down 35 boards in a college game and was an All-American -- Roscoe played professional basketball for a decade in Europe and South America. While still at Benedict, he and his teammates scrimmaged around the state against the Gamecocks.

He and Alex English -- who was also a Columbia native, one of South Carolina's earliest African-American standouts, and a future NBA star -- played one-on-one together. English was just a few years younger than Roscoe, starting his college career in 1972-73. By then, more doors had been opened.

Roscoe is a commanding presence at 6-8, but his gregarious personality stands taller. He can have a conversation with anyone -- "People say, 'Your dad knows someone everywhere he goes!'" A'ja explains -- but he doesn't really say much about the painful or frustrating parts of his past unless he's asked.

"The racial aspect of some of the things I went through ... I've sort of kept it in," he said. "Because you can get hung up in that to the point where you don't make any progress. You don't forget it, but you do anything you can to keep it from happening again."

So it's profoundly moving for him that A'ja has become one of the faces of South Carolina sports.

"There are still times I say to myself, 'Gosh dang, A'ja is at USC!'" Roscoe said. "I see posters of her, billboards. For me, it's a total fulfillment to see my daughter here, getting her degree. A'ja is a blessing from God for me and my wife, and we never take that for granted. Since her birth, she's given me nothing but joy."

Then he laughs and adds, "Whenever I pray, God probably says, 'Hey, I gotta help some other people. You've been given enough.'"

Making a player

Still, there were times A'ja would get so mad at Roscoe after a workout, she would run to her mom, Eva, saying, "Tell him to go away." Yet she kept returning, insisting to him she wanted to be great. He told her there was no easy path to that.

Father and daughter were much alike. Competitive, independent and hardheaded on one hand. Funny, outgoing, and bighearted on the other. Eva success-



fully played referee between them when it was needed.

A'ja's older brother, Renaldo, was also an athlete, but A'ja -- at first -- didn't want to be one. She had many interests -- dancing, art, music, friends -- and the monotony of "chores" like the Mikan drill seemed pointless and no fun at all. But Roscoe saw things that A'ja didn't.

"I tried to do everything with her and give her things that I didn't get," he said.

At age 27 and playing overseas, he'd attended a Steely Dan concert not long after they'd released their album "Aja." He thought, "If I ever have a daughter, I'll name her A'ja (adding in an apostrophe)."

But A'ja didn't arrive for a long time; Roscoe was 44 when she was born. In the meantime, he had moved into coaching for a while before finding his niche in nonprofit work with at-risk youth.

His father, Roscoe C. Wilson Sr., was a minister at Saint John Baptist church in Columbia for 50 years. His mother, Ethel C. Wilson, was a professor at Benedict College and a missionary. Both were active in the civil rights movement. A'ja never met Ethel, who died in 1987. But she was close to Roscoe Sr.

"When A'ja was 11, she wanted a cell phone so bad. So my daddy gave her his," Roscoe said, then he broke into a chuckle. "Of course, all she knew to call was him, on his home phone. He'd pick her up from school, go get something to eat. He was crazy about her. Just like my wife's mother, who just passed away before last Thanksgiving."

A'ja was surrounded by her family and its history in Columbia, and she became the top recruit in the country out of Heathwood Hall. But it wasn't until the spring of 2014, in her senior year, that she committed to stay home and play for coach Dawn Staley's Gamecocks, who were emerging on the national scene. They reached the Final Four in A'ja's freshman season.

"My parents helped me so much," she said. "They'd say, 'A'ja, a lot of responsibility is going to come with this. A lot of eyes on you. Are you ready?' And I said, 'I don't think I have a choice but to be ready.'"

"It's something I know my grandfather pounded into my dad's head, and he pounded into mine: Always be a good person. And I carry that over into basketball. I love the game, and I hope to play at the highest level. But I also hope to become a really great teammate, to always have energy, to lift people up when things aren't going well."

A merging of past and present

Roscoe Wilson can reflect on how Columbia has changed.

"Integration was in layers, and happened over time," he said, recalling how black businesses were mostly located on one street when he was young. Then in the early 1960s, his mother took him and his brother into the Kress store, a five-and-dime with a soda shop, on Main Street.

"I remember it was so hot, and all I wanted was something cold to drink," he said. "And knowing a few years before, we could never go in there. My mother went in, ordered ... we didn't get any pushback, but we didn't get a 'How you doing?'"

"But I got that milkshake, and it was the coolest milkshake. Stuff like that, you don't forget."

A'ja sometimes is apprehensive now about going into stores -- but only because she's short on time and worries she might have to duck out too soon when someone wants to chat with her, or take a photo, or get an autograph. She never wants to disappoint anyone.

When she hears stories of her father's youth, she says, "That impacts me a lot, because it's so different from my experience. I can't imagine, in the world I live in now, that it could ever be like that."

It was just in July 2015, though, that the Confederate flag finally was removed from the South Carolina State House grounds in Columbia. That followed the horrific murders of nine African-Americans, including Democratic state Sen. Rev. Clementa Pinckney, at a church in Charleston, South Carolina, in June of that year by white supremacist Dylann Roof.

It's too painful and sensitive a topic for Roscoe to discuss; he had known Pinckney for years. But he shared another memory of something he feels changed his life. The day after Martin Luther King Jr. was assassinated in 1968, there was tension at Columbia's Eau Claire High School, where Roscoe was a junior. The school had been integrated a couple of years earlier.

A rumor was going around that a white student had said it was for the best that King was dead. One of the school's coaches, Dick Sheridan -- who later coached at Furman and North Carolina State -- saw Roscoe was upset.

"I told him what I had heard and said, 'We want to teach him a lesson,'" Roscoe said. "He said to me, 'There are a whole lot of ways to teach somebody a lesson.'"



2016-17 SOUTH CAROLINA ATHLETICS - PRESS CLIPS

“I’ll never forget that. He probably saved me from more problems than I could have gotten out of. I had to figure out another way. So we formed this biracial committee, where we would sit down and talk about issues, and how we felt.”

Roscoe said he still talks to some of his high school classmates.

“I think back to what my daddy always said, ‘Love the people, hate the behavior. We have to change the behavior,’” Roscoe said. “Most of the people I was around at Eau Claire were very embracing in their own way. It seemed like we all respected each other.

“They come up to me at games now; I saw some at the Final Four. And nothing comes back negative. We high-five each other.”

When Roscoe sees A’ja on the basketball court for the Gamecocks, his mind and heart are flooded. Memories, struggles, change, hope. A belief that things must -- and will -- continue to get better.

“My wife jokes I don’t have a life because I always just want to watch A’ja play,” Roscoe said.

He knows his parents sheltered him from some of the harsher things they faced, and he does the same for A’ja. Yet, even at age 20, she takes a moment to reflect.

“I can tell my kids about it later on: ‘I was a part of this,’” A’ja said of the Gamecocks’ success and how they’ve been embraced by fans. “Especially with me being from here. Going out of the tunnel, and seeing how we can bring an entire city and state together over something good. Having ‘South Carolina’ across my chest -- it means a lot to me.”

And so does this.

“Some people will say,” she said with a grin, “You’re just like your dad.”

LINK: http://www.espn.com/womens-college-basketball/story/_/id/18654319/aja-wilson-living-dad-dream-south-carolina

###



Fresh lineup sparks Gamecocks in SEC Tourney opener

By Manie Robinson, Greenville News, (mrobinso@greenvillenews.com)
March 3, 2017

GREENVILLE — One of the University of South Carolina's twin towers was in the same condition as some of the buildings just outside the Bon Secours Wellness Arena.

Under reconstruction.

USC senior center Alaina Coates missed the Gamecocks' quarterfinal game Friday in the Southeastern Conference Women's Basketball Tournament. Coates reinjured her right ankle in the regular-season finale on Feb. 26 and has not played since then.

Despite Coates' absence, the Gamecocks dominated Georgia in a 72-48 victory. Coates' frontcourt counterpart, junior forward A'ja Wilson, posted 18 points and seven rebounds. Junior guard Allisha Gray shot 6-for-10 from the field, including 3-for-5 from 3-point range, to produce 17 points. Sophomore guard Doniyah Cliney added a career-high 11 points.

"They're just a resilient group," USC coach Dawn Staley said. "This team, whatever that's been thrown their way, they've handled all season long. It's the mark of a really good team that's able to take advantage of those adverse moments."

Coates initially injured the ankle Feb. 19 at Missouri. She missed the ensuing game, and Staley shuffled to a smaller, quicker starting lineup. She inserted junior guard Bianca Cuevas-Moore, who recorded 16 points and six steals in a win against Texas A&M.

On Friday, Staley altered her contingency plan. She assigned Cuevas-Moore to spark the Gamecocks off the bench. Cuevas-Moore scored eight points, dished five assists and swiped two steals.

Staley awarded the start to freshman forward Mikiah Herbert Harrigan. It was only the second start of her career.

"I was a little nervous," Herbert Harrigan admitted with a smile. "My last start was against Georgia at home, and I didn't play well at all. But after I got to the game, I was fine."

Herbert Harrigan grabbed 10 rebounds, scored five points and notched a block and a steal.

"She's been playing well. It wasn't a fly-by chance," Staley said. "Kiki has been prepping herself for a moment like this. I just thought she was ready. Sometimes, it's just intuition as a coach to say, 'Let's capitalize on what she's been doing.'"

"If we start Bianca, we never know. We would have missed this performance by Kiki."

Herbert Harrigan does not demand the same compacted defensive pressure that Coates attracts in the paint. That opened the lane for Carolina's guards to attack the Bulldogs aggressively off the dribble. Cuevas-Moore, Cliney, Gray, Kaela Davis and Tyasha Harris combined to outscore Georgia by one point.

"It's something we've been working on, to allow our players to play off what they naturally do," Staley said. "Allisha is able to go downhill a little bit on the floor. Kaela is getting used to putting that ball on the floor, getting to the basket, being very, very aggressive."

"It's something that maybe we probably should have done a little bit sooner, but when you have two (All-SEC) players like Alaina Coates and A'ja Wilson, that have been very successful for our program, you want to make sure you keep them happy and as productive as they are."

Coates underwent treatment this morning in Columbia. She joined the team on the bench with approximately two minutes remaining in the game.

Staley said Coates' status for the semifinal game on Saturday hinges on the report from team doctors. To compensate for Coates' absence and conserve stamina for the duration of the bracket, each active Gamecock logged at least five minutes Friday.

"It's important for us in tournament play to be able to spread the minutes out a little bit," Staley said. "I was very encouraged by what we saw, that our starters got us off to a great start. Then we went to our bench, and they took it to another level."

"I think they understand, the people coming off the bench, where we are, that they're needed. They're more focused in on being ready when their number's called."

LINK: <http://www.greenvilleonline.com/story/sports/college/usc/2017/03/03/alaina-coates-south-carolina-injury-aja-wilson-sec-tournament/98684130/>

###



Wilson, Davis lead Gamecocks rally for SEC Tournament Title

*By Gene Sapakoff, Charleston Post and Courier, (gsapakoff@postandcourier.com)
March 5, 2017*

GREENVILLE — South Carolina head coach Dawn Staley pointed to her chest during a pre-fourth quarter huddle Sunday with the SEC Tournament championship game slipping away.

“It means heart,” junior forward A’ja Wilson said. “That’s what it comes down to. Great talent on both teams. In a championship game, it comes down to who wants it more. We came out with a lot of heart and energy.”

The Gamecocks didn’t have senior forward Alaina Coates, the big reason why Mississippi State entered the fourth quarter with a five-point lead.

But the Gamecocks had Wilson, the SEC Player of the Year, and sharpshooting guard Kaela Davis. That was more than enough firepower to lead South Carolina to a 59-49 victory and a third straight SEC Tournament title before a Gamecock-friendly crowd of 7,715 at Bon Secours Wellness Arena.

Wilson finished with 15 points, nine rebounds, four blocks and three steals. Davis had a game-high 23 points.

The win virtually assures South Carolina (27-4) of a No. 1 seed in the NCAA Tournament. The NCAA Tournament Selection Show is Monday, March 13, at 7 p.m. (ESPN).

In the last official NCAA field reveal the four No. 1 seeds were Connecticut, Baylor, Notre Dame and Mississippi State with South Carolina the top No. 2 seed. But that was before the Gamecocks won the SEC regular season title outright and added the SEC Tournament icing.

The Gamecocks will open the NCAA Tournament with first- and second-round games in Columbia, probably starting on March 18. Barring a major upset, they will advance to regional play starting March 24 or 25.

“It’s amazing,” Davis, a transfer from Georgia Tech, said of the SEC title. “There’s really no feeling like it to know that we faced a lot of adversity this year. To know through our conference play, we’ve had to deal with a lot. We found a way to just fight through it, be better because of it.”

Davis opened the fourth quarter with a 3-point shot. Her father, 13-year NBA veteran Antonio Davis, was on hand and having a blast.

The 6-5 Wilson scored seven points early in the fourth and left the building with an SEC Tournament Most Valuable Player trophy.

“I felt like our players, when it was time to step up, stepped up in a big way,” Staley said, “to get us this victory in an incredible atmosphere.”

The 6-4 Coates suffered a right ankle injury in the regular-season finale against Kentucky and re-injured the ankle in Saturday’s SEC Tournament semifinal victory over Kentucky. Staley said Coates should be ready for NCAA Tournament action.

Taking advantage inside, Mississippi State’s 6-7 Teaira McCowan scored 15 points (seven above her season average) and grabbed 12 rebounds. McCowan cooled off in the final quarter as the Gamecocks did a better job fronting on defense and scoring to avoid fastbreaks.

“We forced 17 turnovers,” Schaefer said. “That’s hard to do against a Dawn Staley-coached team. But we had 14 of our own.”

The Gamecocks beat Mississippi State in the regular season 64-61 in Columbia on Jan. 23.

LINK: http://www.postandcourier.com/sports/wilson-davis-lead-gamecocks-rally-for-sec-tournament-title/article_b649b2d2-01d6-11e7-a322-0f73ba332d7b.html

###



Ears ringing, Wilson, Gamecocks advance to SEC final

*By Brad Senkiw, Independent Mail, (brad.senkiw@independentmail.com)
March 4, 2017*

GREENVILLE — At one point during Saturday's SEC women's basketball tournament game against Kentucky, South Carolina star A'ja Wilson's "ears were ringing."

That's what happens when you play a semifinal game 100 miles from home.

"It was the (Colonial Life Arena in Columbia) in there," said Wilson, who scored a game-high 26 points. "It is a great feeling to see everybody head up here to Greenville and just support us."

The top-seeded Gamecocks gave the nearly packed Bon Secours Wellness Arena crowd plenty to cheer for when they built a 14-point lead and when they needed a late charge to hold off a rally from the fourth-seeded Wildcats for an 89-77 victory .

"Truly, it created a home-court advantage for us," USC head coach Dawn Staley said. "The way our fans came out and showed up in the stands, we heard them every step of the way. Whether we were up, whether we were down, whether Kentucky was making a run, it really energized us. It felt familiar to us."

South Carolina needed it. Kentucky outscored the Gamecocks 24-16 in the third quarter, setting up a tight final period. And 45 seconds into the fourth, it was a one possession game, and with 4:13 to go, Kentucky was within a basket, but USC kept pounding the ball into Wilson. She kept going to the line and making free throws.

And with 2:05 to play, Allisha Gray's steal and layup iced the win for the Gamecocks, who will play in the SEC tournament final Sunday in front of what will be another crowd dominated by garnet and black.

"When you have a backing like we have a backing, that wills you to a win," Staley said. "It's an incredible feeling. My hat goes off to Gamecock Nation. I hope we can bring more people to fill this place up to win another SEC tournament championship."

That would mean a lot to Staley. This is where South Carolina wanted to be. If it can cut down the nets in Greenville, a No. 1 seed in the NCAA tournament likely awaits.

But these Gamecocks are playing for more than that.

"We're playing for our history, University of South Carolina's history. This is a place in which, if you have the talent to get here again, you got the team that can win it, why not?" Staley said. "I think it's an opportunity for us to continue to solidify us being one of the best teams in this conference."

USC is far from done making history with the way Staley's turned around a program that eight years ago was 2-12 in league play and knocked out of the SEC tourney in the first round.

Saturday, the Gamecocks went through some stretches where they were "stagnant," slow to loose balls and taking bad shots. Eventually, they flexed their muscle as the standard of this conference against a Kentucky team that's morphed into an intense rival.

"Kentucky had their run," Wilson said. "I think once we got back on track, back into the system, we started to see South Carolina basketball. That's when we started to take over the game."

Freshman Mikiah Herbert Harrigan scored 17 points and had no turnovers. Kaela Davis added 17 points and Bianca Cuevas-Moore scored 13, including a huge 3-pointer down the stretch in the fourth quarter.

USC needed all of that. It's a team down to 10 players. Senior center Alaina Coates, who averages a double-double, missed Friday's game with an ankle injury but tried to play four minutes Saturday. She reagravated her injury in the third quarter and won't play Sunday.

"For a player that really hasn't been injured, I think psychologically every time she feels a little bit of pain, it sets her back two steps," Staley said. "She will be back for the NCAA tournament."

LINK: <http://www.greenvilleonline.com/story/sports/college/usc/2017/03/04/ears-ringing-wilson-gamecocks-advance-sec-final/98719768/>

###



Kaela Davis helps deliver South Carolina's third straight SEC tournament title

By Mechelle Vopel, *espnW.com*, (*mvoepel123@yahoo.com*)

March 5, 2017

GREENVILLE — The first time South Carolina played Mississippi State this season, on Jan. 23, coach Dawn Staley benched Kaela Davis in the first half as an act of “tough love.” She wanted Davis, who was struggling offensively, to find another way to help the Gamecocks. Davis did, channeling her energy into second-half defense that contributed a lot to South Carolina’s victory.

Six weeks later, the two best teams in the SEC met a second time, here Sunday in the league tournament final. With senior center Alaina Coates sidelined with an ankle injury, and junior forward A’ja Wilson battling the Bulldogs’ 6-foot-7 post Teaira McCowan, South Carolina needed someone else -- along with Wilson -- to have a huge performance. They got it from Davis.

“With Alaina out, we have to compensate and fill that hole,” said Davis, who had 23 points, five rebounds and three assists in a 59-49 victory over the Bulldogs.

South Carolina won its third consecutive SEC tournament championship, a feat only Tennessee had previously achieved (twice). No program has won four in a row, and that will be something for the Gamecocks to shoot for next season.

But doing it a third time, in front of a crowd of 7,715 at Bon Secours Wellness Arena about 100 miles from the Gamecocks’ Columbia campus, was quite memorable for a team seeking its fourth consecutive No. 1 seed in the NCAA tournament.

Mississippi State stood in the way of this title, just as the Bulldogs did last season. What coach Vic Schaefer has done in five seasons in Starkville is something Staley can truly appreciate; both of them have changed the landscape in SEC women’s basketball.

“We knew they were fighting to get their program a first championship,” Staley said of the Bulldogs. “They’re a very good basketball team, very seasoned. We knew we were probably going to have to beat them in a low-scoring game because they defend well. Kudos to our players who barreled down and got the win.”

Last season when these teams met in the SEC final, the Gamecocks won 66-52 and just had too much firepower.

This season’s final seemed almost a dead-even matchup, much like the regular-season meeting, a 64-61 South Carolina victory in Columbia. Sunday, Mississippi State was led by the little engine who could, point guard Morgan William (14 points), and had a 45-40 lead after the third quarter.

But the Gamecocks owned the fourth quarter -- holding Mississippi State to four points -- and that’s what decided this championship. The quarter started with Davis hitting a 3-pointer, a key momentum basket. South Carolina point guard Tyasha Harris also nailed a 3-pointer, Allisha Gray had a door-slamming jumper, and Wilson took over on the glass. She had seven of her nine rebounds in the final period.

McCowan, a powerful sophomore, finished with 15 points, 12 rebounds and three blocks. Wilson had 15 points, four blocks and three steals to go with her nine boards.

“That was a battle,” Wilson said, smiling. “She’s a great player; she gave me a different look that I haven’t seen throughout the tournament. It was kind of difficult to get around her, because she’s big. But my teammates kept feeding me the ball. I kind of found a way.”

That’s what the Gamecocks as a team did without Coates. She played just four minutes in this tournament, all in Saturday’s semifinal, before tweaking an ankle injury that has been bothering her since she was hurt Feb. 19 at Missouri. Coates didn’t suit up for the final, but cheered from the bench. She is optimistic about being ready for the NCAA tournament, which starts March 17-18.

“I was very proud,” Coates said of how her team played without her. “I’ve seen so much progression over the season, and all of it kind of came together in the tournament.”

That required a big load to be carried by Wilson, the SEC tournament MVP whom Staley touts as the national player of the year. The Gamecocks also got a lot of poise from freshman point guard Harris, who had seven points and five assists Sunday. Mikiah Herbert Harrigan, another rookie taking a step forward, had her best game of the season (17 points) in the semifinal victory over Kentucky.

And Davis played back-to-back games that showed all the ways she can lift the Gamecocks. She had 17 points and four assists against Kentucky, and shot a combined 16 of 28 (57.1 percent) from the field in the semis and final.

The 6-2 guard Davis sat out last year after transferring from Georgia Tech, where she averaged 18.9 PPG over two seasons. Staley knew that Davis, along with fellow transfer Gray from North Carolina, could bring an offensive boost to the Gamecocks. But it would take work to integrate both of them.

Davis struggled in South Carolina’s losses at UConn (Feb. 13) and Missouri (Feb. 19), shooting a combined 3-of-21. She still had some issues with her shot in a win at Texas A&M on Feb. 23, but contributed strong defense and 11 rebounds in that victory, which was an important confidence boost for the Gamecocks after they were upset at Missouri.



2017 SOUTH CAROLINA ATHLETICS - PRESS CLIPS

From the regular-season finale, a victory over Kentucky, through Sunday's game, Davis has shot 27-of-49 (55.1 percent) and been the kind of engaged, energetic presence on court the Gamecocks have needed.

"It's been a process to figure out the best way to be effective on this team," Davis said. "And I think throughout these last three days, that's something I've made progress on.

"At one point near the end of the game today, I looked around and thought, 'This is so cool to be in this moment, about to win a championship.' That was exactly why I came here, and what it means to me to be a Gamecock."

LINK: http://www.espn.com/womens-college-basketball/story/_/id/18832121/kaela-davis-helps-deliver-south-carolina-gamecocks-third-straight-sec-tournament-title

###



A'ja Wilson looks to lead South Carolina to third straight SEC title

By Mechelle Vopel, *espnW.com*, (mvoepel123@yahoo.com)
March 5, 2017

GREENVILLE — A'ja Wilson remembers the nerves she had as a freshman two years ago trying to help South Carolina win its first SEC tournament title. Now she's the rock of the Gamecocks, who will be going for a third straight league championship.

And she'll give plenty of encouragement to the two freshmen, guard Tyasha Harris and forward Mikiah Herbert Harrigan, who likely will be starting alongside her in Sunday's final (ESPN2, 3 p.m. ET) against Mississippi State, a repeat of last year's championship game. As well as to transfers Kaela Davis and Allisha Gray, who are juniors but will be competing in their first SEC final.

The Gamecocks won't have senior center Alaina Coates, who has been battling ankle problems and reinjured herself in a brief appearance in Saturday's 89-77 semifinal victory over Kentucky.

But Wilson is playing at her best -- the junior guard had 26 points, 8 rebounds and 5 blocks Saturday -- and that lifts the whole team.

"Everyone feels that energy and gets as amped up as she is. It's super contagious," Davis said of Wilson. "For her to put herself in that position where everybody huddles around her and feeds off her energy, it's really cool for us."

Mississippi State has never won this event, losing in the final to Tennessee in 2000 and to South Carolina last year. But the Bulldogs, who set a single-season program record with their 29th victory in beating Texas A&M 66-50 on Saturday, are excited to have another chance at the Gamecocks. They lost at South Carolina 64-61 on Jan. 23.

"We had our chances, bottom line," Mississippi State coach Vic Schaefer said of that Big Monday game, which was one of the most exciting of this women's basketball season. "You walk out of that building with a lot of confidence. We didn't walk out hanging our head."

Neither have the Bulldogs moped after losing their last two regular-season games, at Kentucky and at home to Tennessee. That cost them a chance at winning at least a share of the SEC regular-season title, but now they have an opportunity of taking a tournament championship.

"We talked about it a lot," said Dominique Dillingham, who led Mississippi State with 14 points Saturday. "We knew what we needed to fix."

Meanwhile, the Gamecocks knew what they had to do Saturday without Coates, who played just four minutes total and left in the third quarter after tweaking her ankle on a move in the lane. Davis and Herbert Harrigan both scored 17 points as the Gamecocks shot 57.1 percent from the field. They needed that kind of performance against Kentucky, which got a combined 55 points and 20 rebounds from seniors Makayla Epps and Evelyn Akhator.

South Carolina coach Dawn Staley said she thinks Coates is battling the injury mentally as well as physically, because she previously hasn't had to deal very much with being hurt. Coates suffered an ankle injury Feb. 19 against Missouri, missed the Feb. 23 game at Texas A&M, then played 27 minutes in a senior day victory over Kentucky on Feb. 26. But she left that game hurting, and then didn't play in the SEC tournament opener against Georgia on Friday.

"I think psychologically, every time she feels a little bit of pain, it sets her back two steps," Staley said of Coates. "We're going to just allow her to know that she's not going to play, get herself ready for the NCAA tournament. We're just going to prep the players that are able-bodied to get ready to win another SEC tournament championship."

Tennessee is the only other team that has won the SEC tourney title three times in a row, and the Lady Vols did it twice (1998-2000, 2010-12). Until 2015, though, the Gamecocks not only had never won this event, they had never made it to the final.

They beat Tennessee for the 2015 SEC title, and Mississippi State last year. This time they have the chance to win it in South Carolina, at Bon Secours Wellness Arena, just about 100 miles from their campus in Columbia.

"When you have a backing like we have, that wills you to a win," Staley said. "It's an incredible feeling. My hat goes off to Gamecock Nation."

The fans likely helped the Gamecocks in their previous victory this season against Mississippi State. Wilson had 26 points and nine rebounds in that January game, and Coates had nine points and 12 boards. Gray and Davis really came up big in the second half then -- Gray offensively as she finished with 17 points and Davis defensively as she took the assignment of face-guarding Mississippi State standout Victoria Vivians, who went 4-of-16 from the field.

That the Gamecocks and Bulldogs now have been in the final two years in a row is an indication of how much these two programs have grown, both in their SEC standing and nationally. South Carolina is currently projected to get an NCAA No. 1 seed -- which would be their fourth in a row -- with Mississippi State as a No. 2 seed.

But Sunday, it will be conference pride that will be on the line, because this tournament means a great deal to both schools.

"This is one of the things you work for all season," said Davis, who spent her first two seasons in the ACC at Georgia Tech. "To be here and so close to it, it's exciting. But it also focuses you on exactly what you want. It's something we have to go after hard."

LINK: http://www.espn.com/womens-college-basketball/story/_/id/18826749/aja-wilson-looks-lead-south-carolina-gamecocks-third-straight-sec-title

###



Gamecocks make themselves at home with third SEC title

By Manie Robinson, Greenville News, (mrobinso@greenvillenews.com)

March 5, 2017

GREENVILLE — University of South Carolina fans travel well. They will load their sedans and trucks and faithfully follow their Gamecocks almost anywhere. The USC women's basketball team was greeted by large factions of garnet in Jacksonville, Florida and Little Rock, Arkansas during their previous two Southeastern Conference Tournament championship runs.

However, neither of those crowds compared to the congregation that gathered in the Bon Secours Wellness Arena on Sunday.

A convoy of Gamecocks cruised into Greenville and granted Carolina a travel-sized home-court advantage. They drowned out the arena audio system with their alternating "Game-Cocks" cheer. The only thing missing was the Block-C logo at midcourt.

The home crowd helped Carolina secure and celebrate its third consecutive SEC Tournament title. The Gamecocks triumphed 59-49 in a thrilling bout against Mississippi State.

"Our fans really painted a picture of what it's supposed to look like at home and on the road," USC coach Dawn Staley said. "It's only fitting. We have the best fans in the country. To put it in a place in which they can drive up and come, they showed out."

To credit the supportive crowd completely for the victory discounts the players' poise and effort in the closing moments. Yet, the crowd certainly underscored the 3-pointer Tyasha Harris drilled with 3:57 remaining. The clutch shot lifted Carolina to a 53-49 lead and ignited a 9-0 scoring spurt through the remainder of the game.

The crowd certainly injected verve into Carolina's defense as it bottled the Bulldogs. Mississippi State did not score through the final 4:42. During that span, A'ja Wilson recorded her fourth block and foiled Teaira McCowan's unanticipated performance.

McCowan, a backup center, averaged 8.1 points and 6.5 rebounds through Mississippi State's previous 31 games. She posted 15 points and nine rebounds through the first three quarters Sunday and propelled the Bulldogs to a 45-40 lead, their largest of the game.

Wilson did not surrender a point to McCowan through the fourth. Conversely, Wilson scored seven of her 15 points in the final frame.

"That was a battle. I ain't felt nothing like that in a while," Wilson said with a relieved smile. "During the timeout, Coach pointed at her chest. It means heart. That's what it comes down to. Great talent on both teams. In a championship game, it comes down to who wants it more. We came out with a lot of heart and energy."

The resounding finish exhibited the Gamecocks' resolve and pushed the program into rare and remarkable company. Since the SEC began holding the women's tournament in 1980, only one other school has won three straight.

Tennessee.

Legendary coach Pat Summitt led the Volunteers to 17 tournament titles. South Carolina did not win one before Staley arrived in 2008.

"Tennessee was the powerhouse of the SEC," Wilson said. "Just to see how Coach Staley and her coaching staff really turned this program around, just being a part of the legacy that we're going to leave, it really means a lot."

The sustained success, and the swelling crowds that support it, confirm Staley's impact in Columbia. However, Summitt also led Tennessee to eight national championships. Staley acknowledges that before she and her program can fully join Tennessee in everlasting esteem, they must capture that national crown.

South Carolina will begin that quest in two weeks, presumably with a No. 1 seed in the NCAA Tournament and prayerfully with injured senior center Alaina Coates back in the lineup.

"We're not one of the programs they talk about when it comes to competing for a national championship," Staley said. "We're going to keep flying under the radar. We're going to keep getting better. We're going to keep making the most of the opportunities we have."

And wherever March Madness carries the Gamecocks, expect that convoy of fans to follow.

LINK: <http://www.greenvilleonline.com/story/sports/college/usc/2017/03/05/usc-earns-third-straight-sec-tourney-crown/98728344/>

###



2017 SOUTH CAROLINA ATHLETICS - PRESS CLIPS

SEC Champion Gamecocks 'under the radar' as they await NCAA Tournament fate

By David Caraviello, Charleston Post and Courier, (david.caraviello@gmail.com)
March 6, 2017

COLUMBIA — They're in the midst of the greatest run in SEC women's basketball since Tennessee at the height of Pat Summitt, having now earned seven championship trophies in a four-year span. But it's clear Dawn Staley feels some minds still need convincing that South Carolina belongs among the elite.

"I feel like we can be out there (with anybody). I don't know if the basketball experts feel like that. We're not one of the programs that they talk about when it comes to competing for a national championship, nor are our players talked about in a national spotlight," USC's head coach said after Sunday's SEC Tournament final in Greenville.

"A'ja Wilson is the best player in the country. Let's just get that out there. She is the best player in the country. If you look at her numbers when we're playing ranked teams, I don't think any numbers compare to what she does. We're going to keep flying under the radar."

The SEC Player of the Year, the 6-5 Wilson certainly looked like a first-team All-American over three days at Bon Secours Wellness Arena, averaging 19.6 points to help the Gamecocks win their third consecutive tournament crown. Now USC awaits its fate in the NCAA Tournament, in which the Gamecocks are expected to be a No. 1 regional seed for the fourth consecutive year.

South Carolina (27-4), ranked No. 4 in the newest AP Top 25 poll released Monday, will host the first and second rounds of the NCAA Tournament at Colonial Life Arena. The question becomes where the Gamecocks will be sent in the regionals, where they were upset last season in Sioux Falls, S.D.

USC could be facing another long trip this year. ESPN's most recent projection forecasts the Gamecocks as the No. 1 seed in the regional in Stockton, Calif. Notre Dame, ranked a spot higher in the AP poll and winners of both the ACC regular-season and tournament crowns, is projected to go to Lexington, Ky., the closest regional site to Columbia.

Connecticut and Baylor are seen as locks to play in the regionals in Bridgeport, Conn., and Oklahoma City, respectively. Shipping USC to Stockton would dilute a fan following that leads the nation in average home attendance, and for Sunday's final drew a crowd of 7,715, largest since Tennessee won the 2012 tournament in Nashville, Tenn.

The Gamecocks will learn their NCAA path for certain on March 13, when the women's tournament field is released at 7 p.m. on ESPN.

"We're going to keep getting better. We are going to keep making the most of the opportunities that we have," Staley said. "Wherever we're sent (in the NCAA Tournament), we're going to continue to play and use the experiences of playing in the SEC to our advantage."

LINK: http://www.postandcourier.com/sports/sec-champion-gamecocks-under-the-radar-as-they-await-ncaa/article_71f16f08-02a8-11e7-acb0-4fe26bad7b70.html

###



Gamecocks' Kaela Davis rediscovers her shot at the right time

*By David Cloninger, The State, (dcloninger@thestate.com)
March 6, 2017*

COLUMBIA — This was not the way it was supposed to go.

Kaela Davis left a burgeoning Greatest Of All Time career at Georgia Tech so she could pursue championships. Individual awards were nice, but they weren't helping her advance in the NCAA tournament.

After waiting a year at South Carolina, practicing, but not playing, and knowing in her heart she could have made those shots the Gamecocks missed in last year's Sweet 16, she was eligible and ready. Davis cooked Ohio State for 37 points in USC's season-opener and that served notice – USC was already one of the most formidable teams in the country and it just got a whole lot better.

By Feb. 19, the Gamecocks suddenly weren't. And Davis felt it the worst.

"I shot the ball horribly at Missouri," she said. "That was just something that, like I said, I stuck that in the back of my head and I just tried to carry it with me."

With Alaina Coates ineffective (later revealed to be a sprained ankle she's still fighting), USC needed somebody to step up. By no means was it Davis' fault USC lost that game.

But compared to that Ohio State performance ...

Wow.

Davis was 2-of-11 from the field for six points. She clanged all six of her 3-point tries. She was trying to equal every miss by making the next one, but every succeeding shot was more off-balance, more out-of-control than the one before.

Her seventh and final turnover was rushing pell-mell into the lane in a tie game when the Gamecocks were trying to burn clock and take as close to a last shot as possible. The resulting charging foul gave Missouri the ball for the last shot, which Sophie Cunningham made to win and knock USC out of first place.

"I mean, I hate to lose. No one likes losing," Davis said. "I think in my head personally, I knew I didn't want to feel that again."

Dawn Staley left her alone. She didn't want to add more pressure to a player already facing a mountain of it. Yet she knew USC's postseason wouldn't be much without Davis.

"We need her," Staley said.

They found her.

Davis slammed the re-set button of her season through the control panel, scoring in double figures in three of her last four games as she helped USC clinch another SEC regular-season championship and a third SEC tournament title. She was brilliant in Greenville, scoring 17 and 23 points to earn all-tournament honors and taking her turn denying first-team All-SEC selections Makayla Epps and Victoria Vivians their shots.

The difference was striking. Making shots is making shots. Sometimes they just don't go in.

But Davis was so much better in her approach, squaring her feet, driving the lane, making sure she could get an open look and knock it down. The frenzied first quarters USC has displayed over the past three games were triggered by Davis.

The smile never left but it's a lot wider these days. She was talking about her team but also herself.

"We found a way to just fight through it, be better because of it," she said. "I think it's all coming together at the right time."

LINK: <http://www.thestate.com/sports/college/university-of-south-carolina/usc-womens-basketball/article136807633.html>

###



Tyasha Harris an X-factor for South Carolina women's basketball in tourney

By Mike Wilson, SEC Country
March 13, 2017

COLUMBIA, S.C. — Tyasha Harris sat in the front row surrounded by her South Carolina women's basketball teammates on Monday night. Together, they watched the selection show and together they listened as Maryland coach Brenda Frese talked about having the best freshman point guard in the country.

Junior A'ja Wilson reacted right away, beginning to joke that she can name three freshman point guards and she has her money on Harris. As a whole, the Gamecocks feel very much the same about Harris, a first-year player from Indiana. And they love having her on their side going into the NCAA Tournament.

"I know Brenda Frese talked about her freshman point guard," coach Dawn Staley said. "But I wouldn't want any other point guard running our basketball team but Ty Harris."

Harris stepped into the starting lineup early in the season, making 21 starts as a freshman. She will make No. 22 on Friday afternoon at Colonial Life Arena as the No. 1-seeded Gamecocks take on No. 16 seed UNC-Asheville.

She is up for the test, knowing that she can be an X-factor and believing she certainly is.

"I feel like if I go out there and don't take charge of our team that things can go wrong," Harris said. "But as long as I'm playing my game and we are all going good together, I feel like we have a great chance."

Harris, who averages 5.4 points in 25.6 minutes per game, got a clear outline of what was expected of her after Christmas break. It was then that Staley sat down the team and described the roles she wanted them to take on.

The challenge Staley has issued for Harris is to not merely blend in, but to be the impact player she is capable of being — even on a roster with two junior guards and two All-American post players.

"She likes to blend a little bit and we don't like to blend.," Staley said. "If you're not an average player, don't be average. Don't blend. You want to be the best that you can be, you do that all the time."

Said Harris: "They told me you know what you are doing and you know all the information, so take charge and say what needs to be done. They have confidence in me. I just have to do it."

It's a similar challenge to one Staley made to Wilson in her freshman season, so the junior forward sought to help bring Harris along. Now, they have the utmost confidence in her abilities and know she has changed the dynamic for the Gamecocks.

"Teams normally play off of our point guards," Wilson said. "But with Ty knocking down shots and you don't know her next move, it really makes you play her and opens up the inside for us."

What Harris already has done has been impressive. She stepped in and handled what has been asked of her. She earned an All-SEC freshman team selection and helped the Gamecocks win the regular-season and SEC Tournament championships.

Now, her role could increase with senior center Alaina Coates sidelined. But Harris already was readying herself for a tournament where point guard play matters.

On Monday night, Harris heard that message preached as well as ESPN analysts harped on one of the big keys for the Gamecocks being Harris playing efficiently and smartly. Her teammates smacked her on the back as the commentators discussed her play, while she was laser focused on the words being spoken about her.

"We have Ty's back no matter what," junior guard Kaela Davis said. "I think she has done a tremendous job of handling everything that comes with not only being a point guard, but being a point guard at this level. She's doing well."

So who has the best freshman point guard in the country?

"We can agree to disagree," said a smiling Davis.

<https://www.seccountry.com/south-carolina/tyasha-harris-x-factor-south-carolina-womens-basketball>

###



Kaela Davis Helps Drive South Carolina to its Second Final Four

By Michelle Smith, *espnW.com*
March 27, 2017

STOCKTON, Calif. -- Kaela Davis transferred for this.

A chance to scream and jump and hold up a trophy with her teammates. A chance to dance with the band. A chance to go to the Final Four.

Davis' 23-point night -- and more specifically, a huge drive to the basket with 1:39 to play in a game against Florida State that was getting entirely too tight -- set the celebration in motion at Stockton Arena on Monday, lifting the Gamecocks to a 71-64 over the Seminoles.

South Carolina is going to the Final Four for the second time in the past three years, and the junior transfer with an NBA legacy propelled them there, earning her most outstanding player honors in the process.

Davis admits there have been times it felt like a "sacrifice," leaving Georgia Tech after two years in which she became the fastest player in school history to reach 1,000 points. Georgia Tech was close to home for the Suwanee, Georgia, native. She was the unquestioned star there, taking all the shots she wanted and making plenty of them. In her first two seasons, she was on the All-ACC team.

But the daughter of former NBA star Antonio Davis wanted something a little less easy. She wanted to play to the last day of the season. She wasn't sure that could happen at Georgia Tech. After two seasons, Davis decided to transfer.

Enter South Carolina.

"That's what makes it rewarding, that I gave up something to get something else," Davis said. "I was in a situation where I knew I was going to be able to be successful, but I wanted something else."

She sat out the 2015-16 season, watched her new teammates and tried to figure out where she would fit in. And even as she joined them on the court this season, she didn't always have the answers.

She opened the season with a 37-point effort against Ohio State. Things got bumpy during the SEC season, as Davis said she worked to figure out her role.

Alaina Coates' season-ending injury has clarified things for Davis.

She is a scorer, and the Gamecocks need her offense in a smaller lineup. A lineup that was even smaller on Monday night, with A'ja Wilson in foul trouble much of the evening.

"Since we've gone to a smaller lineup, it's created more scoring opportunities for Kaela," South Carolina coach Dawn Staley said. "More driving lanes for her to get to basket, and more opportunities for her to pull up, as well. She's seeing it, and she's hitting those holes like a running back."

In addition to the power and size -- the 6-foot-2 Davis can play multiple positions -- there's a smoothness to Davis' game. She was efficient against the Seminoles, a strong and quick defensive team. She was 10-of-15 from the floor in 35 minutes.

Florida State coach Sue Semrau knows Davis' talent well from her days at Georgia Tech in the ACC.

"She wants to be a scorer, and she's an excellent scorer," Semrau said. "She knows that it's her and A'ja. I remember when she was at Georgia Tech -- she was the only one, so she would take 31 shots. Now she gets an opportunity to get great shots. She's just become much more disciplined."

Davis pushed the Gamecocks to an early lead, with 12 points at half. She worked her way into the lane and overpowered Florida State defenders to get to the rim. And late in the game, she helped calm her team as the Seminoles whittled a 16-point deficit with 5:37 left in the third quarter down to just three points in the closing moments.

Her drive with 1:39 to go pushed South Carolina up 67-62. Davis hit a big free throw with 24.5 seconds on the clock, and when Wilson blocked two shots and freshman Tyasha Harris came up with both a huge offensive rebound and a steal with 8.1 seconds to go, Davis had earned her trip to the promised land in Dallas.

"It's amazing," Davis said. "That's all I can say about it."

Staley said that Davis has been adjusting throughout the season but seems to have settled into a role that could provide the Gamecocks a huge boost as they make a run at the program's first national title. They will first have to go through Stanford on Friday (ESPN2/WatchESPN, 7:30 p.m. ET). And they might well have to figure out a way to beat Connecticut, which beat the Gamecocks 66-55 on Feb. 13. Davis hit just 1 of 10 field goal attempts and had three points in that game.

"Obviously, we wanted this all year long, but it takes some adjusting to not having the ball in your hands," Staley said. "But not having Alaina Coates puts the ball in [Davis'] hands a lot more. We got a little bit more balanced, and you know, Kaela has benefitted from it."

Davis felt the frustration midseason, when she fell into something of a scoring slump, scoring in single digits in nine SEC games.

She said one reporter asked her after a game if she was getting worried. Her honest answer was, "No."

"I felt like I had to find a way to affect the game, even if I wasn't scoring," Davis said. "I focused on defense and rebounding. I know it's a process, and I knew that my time would come."

She has averaged 19.5 points over the past six games, a run extending from the SEC tournament to Monday's regional final. After the game, she stood in her team's locker room in Stockton doing television interviews, while teammates Wilson and Allisha Gray mugged for the cameras behind her.

Another one of her teammates shouted out that she was trending on Twitter. That made her smile wide.

"It makes it 10 times better to be able to say that you want to do something and then accomplish it," Davis said. "It's been a long year, a lot of ups and downs, but I think we are finding a way to end on a high note and put everything together."

###



Final Four Bound: South Carolina Women Knock Off Florida State Again

By Grace Raynor, Charleston Post & Courier
March 27, 2017

STOCKTON, Calif. — The feeling from this time in Greensboro, N.C., two years ago — Dawn Staley remembers it well. There were tears of joy. There were hugs shared. A net was cut down, a trophy was hoisted and hotels were booked. One of the best moments of Staley's career, the South Carolina women's basketball team was Final Four bound for the first time in program history with a 2015 win over Florida State.

Now the Gamecocks are back.

A year after USC's national championship hopes were dashed by a premature exit in the Sweet 16, South Carolina punched its ticket to Dallas and the Final Four for the second time in three years Monday night at Stockton Arena. In an emotional, physical, nitty-gritty rematch of the 2015 Elite Eight battle with Florida State, USC squeaked by the Seminoles again, this time 71-64, to put the exclamation point on what was a dominant regional performance for Staley's team.

"We're actually going to the Final Four. That's why you come here. Carolina competes. You come here to win games. And it's just great," said a beaming Allisha Gray. "We threw water on (Staley) and soaked her up pretty good, so that was a great feeling. I'm just at a loss of words, I'm just so excited right now."

Tasked with playing nearly 3,000 miles from home despite being a No. 1 seed, the Gamecocks put their heads down and flew to California on a mission. They dismantled No. 12 seed Quinnipiac on Saturday by 42 points, and on Monday, they used a formula of pesky defense and balanced offense to disrupt No. 3 seed Florida State.

Junior guard Kaela Davis reiterated several times that the Gamecocks knew they had to be more aggressive than Florida State. The heartbeat of USC's offense Monday, Davis scored a game-high 23 points, A'ja Wilson and Tyasha Harris followed with 16 each and Gray chipped in 11.

But it wasn't easy.

The Gamecocks took a 40-29 lead into halftime, then came out of the break to the tune of 5-for-6 shooting from the field to open the second half. It was their game to lose, and they went up by 16 in the third quarter.

But as Florida State did against Oregon State — when Sue Semrau's team sliced a 17-point deficit into a 13-point win — the Seminoles crept back in when crunch time came knocking.

With 7:51 to play, FSU brought it within nine at 60-51 and Staley stomped her feet and yelled from the bench. When the Seminoles cut it to 60-53, she smacked her hands in frustration.

And when it got down to five with just 3:40 to play, she called a timeout to help her team regroup.

"Stay clam, limit the turnovers, we've still got it," she told them, according to Gray. "Just gotta be smart and finish the game."

Eventually, the Gamecocks were able to run out the clock, late-game fouls ran their course and USC escaped. When it was over and the final buzzer rang at last, the scene this time was much like it was in 2015 — only on a smaller stage.

The Gamecocks sprinted to mid-court where they all hugged and began to jump up and down. The cheerleaders came over and everyone danced. They put on freshly made Final Four caps and "Cut The Net" T-shirts. Staley took some selfies with fans and parents came to the floor for congratulatory hugs. For good measure, Wilson and Davis went over to thank the pep band, then started to dance to their tunes.

The only thing missing, Staley said, were the fans.

"Probably 7,000 less Gamecock fans. It felt different because there was no confetti, there was no screaming. There wasn't any passion behind it. And obviously we're 3,000 miles away from home, but when you're a little bit closer, your fans are right on top of you," she said. "It just seemed like everybody was kind of far away, and it almost, it took you back, because you're like, 'Did this really happen? Are we going to the Final Four?' But it sank in. It sank in when we were standing out there and enjoying each other's company."

Davis was named the regional's most outstanding player, having scored a combined 51 points in two games, and Gray and Wilson joined her on the All-Tournament team.

Now, USC turns its sights to American Airlines Center, where No. 2 seeded Stanford awaits Friday. The Gamecocks were set to rise at 6:30 a.m. Tuesday and immediately jet off to Dallas without stopping in Columbia first. The winner of Friday's 7:30 p.m. ET game will then take on the winner of perennial UConn and Mississippi State for the championship.

"My freshman year, there were expectations. Very high expectations," Wilson said when he paused to compare her two Final Four feelings. "But this year, the journey was different. It was bumpy. A lot of ups and downs, a lot of people in our ears. There were times when people probably thought we wouldn't make it out of the SEC and we did that.

"It just really goes to show: this team is really special. And I think that's what made this win for us to go to Dallas even more special this year."

###