



2015-16 Women's Basketball SOUTH CAROLINA

Assoc. Media Relations Director: Diana Koval | Office: 803.777.7977 | Cell: 314.369.6050 | Email: dkoval@mailbox.sc.edu | Twitter: @DianaKovalSID
Website: www.GamecocksOnline.com | Twitter: @GamecockWBB | Instagram: @GamecockWBB | Facebook: @GamecockWBB

Game 26

Feb. 22, 2016 • 6 p.m. (CT) • Tuscaloosa, Ala. • Foster Auditorium (3,800)

South Carolina Gamecocks
25-1, 13-0 SEC



vs.



Alabama Crimson Tide
14-12, 3-10 SEC

Ranking: 3/2 (AP/Coaches)

Head Coach: Dawn Staley

Record at South Carolina: 180-75 (8th)

Career Record: 352-155 (16th)

Top Scorer: A'ja Wilson (16.7)

Top Rebounder: Alaina Coates (9.9)

Ranking: -/-

Head Coach: Kristy Curry

Record at UA: 41-47 (3rd)

Career Record: 350-196 (17th)

Top Scorer: Hannah Cook (12.8)

Top Rebounder: Nikki Hegstetter (6.5)

Schedule/Results

Nov. 13	#6/10 Ohio State (SECN+)	W, 88-80
Nov. 15	UNCG (SECN+)	W, 92-44
Nov. 18	at Clemson (ESPN3)	W, 67-41
Nov. 22	at UCLA (Pac-12 Network)	W, 68-65

*Waikiki Beach Marriott
Rainbow Wahine Showdown*

Nov. 27	vs. #16/18 Arizona State	W, 60-58
Nov. 28	vs. CSU Bakersfield	W, 90-71
Nov. 29	at Hawaii	W, 67-51

Dec. 6	#14/13 Duke (ESPN2)	W, 66-55
Dec. 13	Winthrop (SECN)	W, 86-37
Dec. 16	Hampton (SECN+)	W, 86-48

CresCom Bank Carolinas College Women's Challenge

Dec. 20	vs. East Carolina	W, 88-57
---------	-------------------	----------

Dec. 22	Elon (SECN+)	W, 78-63
Jan. 3	Arkansas* (ESPNU)	W, 85-32
Jan. 7	at Vanderbilt* (SECN^)	W, 71-61
Jan. 10	#20/- Missouri* (SECN)	W, 83-58
Jan. 14	at #9/9 Kentucky* (SECN)	W, 73-62
Jan. 17	#15/11 Texas A&M* (ESPN2)	W, 59-58
Jan. 21	at Auburn* (SECN+)	W, 74-58
Jan. 24	at #10/10 Miss. State* (ESPN2)	W, 51-57
Jan. 28	Ole Miss* (SECN+)	W, 81-62
Jan. 31	at #10/10 Texas A&M* (ESPN2)	W, 70-63
Feb. 4	#18/18 Kentucky* (SECN)	W, 78-68
Feb. 8	#1/1 Connecticut (ESPN2)	L, 54-66
Feb. 11	#16/19 Florida* (SECN+)	W, 86-71
Feb. 15	at #24/- Tennessee* (ESPN2)	W, 62-56
Feb. 18	Georgia* (SECN+)	W, 61-51
Feb. 22	at Alabama* (SECN)	7 p.m.
Feb. 25	at Ole Miss* (SECN^)	9 p.m.
Feb. 28	LSU* (ESPNU)	2 p.m.

SEC Tournament (Jacksonville, Fla.)

Mar. 4	Quarterfinals (SECN)	Noon
Mar. 5	Semifinals (ESPNU)	5 p.m.
Mar. 6	Final (ESPN)	2:30 p.m.

*All Times Listed as Eastern and are subject to change
< indicates played in Myrtle Beach, S.C.
* indicates SEC Game*

Game Information

Tickets: \$5 General Admission

Live Stats: RollTide.com

Radio: 107.5 The Game (Brad Muller)

TV: SEC Network (Brenda VanLengen, play-by-play; Carol Ross, analyst)

Series History

South Carolina Record	21-15
In Tuscaloosa	8-8
In Columbia	11-5
At Neutral Site	2-2
Staley Era	11-0
First Meeting	SC, 80-62, 2/10/79
Current Streak	Won 11

Last Five Meetings:

Date	Result	Location
1/29/15	W, 85-54	Columbia
1/8/15	W, 102-59	Tuscaloosa
1/19/14	W, 77-51	Columbia
3/7/13	W, 77-35	Duluth, Ga.
2/7/13	W, 65-53	Tuscaloosa












Game Notables

- Alabama is the only SEC team against which South Carolina head coach Dawn Staley is undefeated in her tenure with the Gamecocks, who have defeated the Crimson Tide by an average of 22.5 points during the 11-game stretch.
- Junior center Alaina Coates has especially thrived against Alabama through her first two seasons, averaging 14.7 points on 66.7 percent field goal shooting and snagging 7.3 rebounds per game.
- South Carolina became just the third program in SEC history to win three straight regular-season titles with Thursday's win over Georgia. That victory was also the 113th for the 2016 Senior Class, matching the 2015 class' program record. The trio of Asia Dozier, Tiffany Mitchell and Khadijah Sessions have gone 113-17 over the last four seasons for an 86.9 winning percentage.
- The Gamecocks lead the SEC in five categories in league play – 72.3 points per game, +14.5 scoring margin, .454 field goal percentage, 14.7 assists per game and 1.0 assist-to-turnover ratio.
- South Carolina is one of four teams to have multiple players named to the Wooden Award Late Season Top 20 with senior guard Tiffany Mitchell and sophomore forward A'ja Wilson tapped among the nation's best. Junior center Alaina Coates joined her teammates on the Naismith Midseason List (34 players).
- In SEC play, the Gamecocks boast three of the league's top three scorers, two of its top four rebounders, two of its top four field goal percentage shooters and two of its top 10 3-point field goal makers. None of who rank among the league's top 10 in minutes per game.
- The Gamecocks are among the country's top six programs in wins over the last five seasons (2011-12 to present) with 138. Their .836 winning percentage in that time is seventh-best in the nation.
- Over the last five games, junior center Alaina Coates and senior guard Khadijah Sessions are tied for the team lead with 10 steals. Coates built hers steadily, capping her surge with four at #24/- Tennessee. Sessions snared six of her 10 against Georgia, finally breaking her previous of career high of four, which she did 14 times.
- Senior guard Khadijah Sessions averaged 10.2 points over the last five SEC games, including back-to-back 13-point outings to help the Gamecocks to wins at #24/- Tennessee and over Georgia.
- Senior guard Tiffany Mitchell averaged 17.0 points over the last five complete games she played. (She missed the second half vs. Kentucky with an injury.) In that run, 25 of her 85 points came from the free throw line, while 27 came from 3-point range.

#TheShowSC

South Carolina head coach Dawn Staley selected this season's theme as "The Show" to recognize all the elements that go into what has become one of the nation's premier programs. For the first time the theme is not focused on the team itself. Instead, Staley wanted to showcase the state of South Carolina, the fans, the band, the cheerleaders, the program, the University and how they have come together to support her team.

2015-16 South Carolina Media Roster

1		<p>Bianca Cuevas 5-6 • So. • Guard • Bronx, N.Y. <i>kway-VAHS</i></p> <p>PPG 6.2 RPG 1.4 APG 1.6 FG% .342 FT% .727</p>	<p>LAST GAME: 2 pts, 2 assts, 2 stls at Tennessee NOTABLE: Lightning-quick guard who finishes well in traffic ... scored in double figures 6x ... ≥ 3 steals 4x this season ... solid floor management vs. UK ... 2014 McDonald's All-America.</p>	<p>Career Highs Pts: 21 at Ole Miss, 2/1/15 Reb: 4, 6x, vs. Duke, 12/6/15 Asst: 6 vs. CSUB, 11/28/15 Stl: 5 vs. Missouri, 1/10/16</p>
4		<p>Doniyah Cliney 6-0 • R-Fr. • Guard • Newark, N.J. <i>dawn-YAY CLY-nee</i></p> <p>PPG 3.3 RPG 1.1 APG 0.8 FG% .371 FT% .556</p>	<p>LAST GAME: 1 pt, 2 rebs, 3 stls vs. Georgia NOTABLE: Athletic guard with good court vision, improving constantly since return from hand injury ... started the last two games ... solid mins vs. UK filling in for injured starters ... won two HS state titles.</p>	<p>Career Highs Pts: 10 vs. Florida, 2/11/16 Reb: 3, 2x, vs. Florida, 2/11/16 Asst: 3 at Auburn, 1/21/16 Stl: 3 vs. Georgia, 2/18/16</p>
5		<p>Khadijah Sessions 5-8 • Sr. • Guard • Myrtle Beach, S.C. <i>kub-DEE-zhub SESH-uns</i></p> <p>PPG 6.9 RPG 2.4 APG 2.4 FG% .474 FT% .640</p>	<p>LAST GM: 13 pts, 2 assts, 6 stls vs. Georgia NOTABLE: Team captain ... back-to-back 13-pt games ... career best FG %age ... in SEC, 8.6 ppg on 50.8% FG ... hit clutch late shots in 5 wins ... posted ≥4 assists 8x, scored ≥10 pts 7x ... 6th in SEC in steals (2.0).</p>	<p>Career Highs Pts: 19 vs. Auburn, 2/3/13 Reb: 6 vs. Clemson, 11/20/14 Asst: 8 vs. NC Central, 12/1/14 Stl: 6 vs. Georgia, 2/18/16</p>
22		<p>A'ja Wilson 6-5 • So. • Forward • Hopkins, S.C. <i>A-zhub</i></p> <p>PPG 16.7 RPG 8.9 BPG .538 FG% .705 FT% ---</p>	<p>LAST GM: 16 pts, 9 rebs, 2 blks vs. Georgia NOTABLE: Has 10 dbl-dbls, SEC-best 3.2 bpg (13th in NCAA) ... SEC top 5 in ppg, rpg, FG% ... 4x SEC Plyr of Wk. ... Naismith, Wooden and Drysdale Watch Lists ... 1st SC fr. to earn All-America.</p>	<p>Career Highs Pts: 28 vs. Duke, 12/6/15 Reb: 19 at Kentucky, 3/1/15 Blks: 8, 2x, vs. TAMU, 1/17/16 Stl: 3, 4x, vs. C. Mich., 12/20/14</p>
23		<p>Tina Roy 5-11 • Sr. • Guard • Kaplan, La.</p> <p>PPG 6.2 RPG 1.6 APG 2.4 FG% .323 FT% .444</p>	<p>LAST GM: 3 pts, 3 rebs, 1 stl vs. Georgia NOTABLE: Team captain ... in SEC play – 8.2 ppg, .386 3FG %age (32-of-83) ... overall, 4th in SEC in 3s/gm (1.9) ... ≥4 3s in 5 games ... 2nd on team in assists vs. SEC teams (2.5).</p>	<p>Career Highs Pts: 21 vs. Arkansas, 1/3/16 Reb: 8 at Miss. St., 2/6/14 Asst: 10 vs. Sav. St., 12/14/14 Stl: 3, 2x, vs. Ole Miss, 1/28/16</p>
24		<p>Sarah Imovbioh 6-2 • Sr. • Forward • Abuja, Nigeria <i>ih-MOE-vee-o</i></p> <p>PPG 4.5 RPG 5.1 APG 0.2 FG% .600 FT% .449</p>	<p>LAST GM: 2 pts, 5 rebs vs. Georgia NOTABLE: Great energy, aggressive around rim ... ≥10 rebs 3x, ≥10 pts 3x, 1 double-double ... 2nd on team in FG %age ... avg. dbl-dbl in 2014-15, 10.8 rpg (19th in nation, 1st in ACC) and 12.6 ppg playing at Uva.</p>	<p>Career Highs Pts: 19 vs. Hampton, 12/16/15 Reb: 12 vs. ECU, 12/20/15 Asst: 2, 2x, vs. Missouri, 1/10/16 Stl: 2, 2x, at Clemson, 11/18/15</p>
25		<p>Tiffany Mitchell 5-9 • Sr. • Guard • Charlotte, N.C.</p> <p>PPG 14.8 RPG 3.0 APG 2.5 FG% .411 FT% .831</p>	<p>LAST GM: 19 pts, 4 assts, 3 stls vs. UGA NOTABLE: Team captain ... ≥10 pts all but two games ... 8th in SEC in ppg, 3rd in FT%age ... vs. SEC – 15.7 ppg, 2.9 apg, 1.8 spg ... Naismith, Wooden, Drysdale and Staley Watch Lists ... 2x SEC POY, All-America.</p>	<p>Career Highs Pts: 25 vs. Georgia, 2/27/14 Reb: 11, 5x, at Arkansas, 1/2/14 Asst: 9 at SDSU, 11/23/13 Stl: 7 vs. NC Central, 12/1/14</p>
31		<p>Asia Dozier 6-0 • Sr. • Guard/For. • Columbia, S.C. <i>DOE-zhur</i></p> <p>PPG 3.2 RPG 1.1 APG 2.0 FG% .339 FT% .833</p>	<p>LAST GAME: 1 reb, 1 asst at Texas A&M NOTABLE: Two-time team captain ... cerebral player, nurturing leader ... started 10 games ... always seems to deliver timely points or defensive play ... suffered right hand injury at Texas A&M, return is day-to-day.</p>	<p>Career Highs Pts: 16, 2x, at SDSU, 11/23/13 Reb: 10 vs. Elon, 11/9/12 Asst: 6, 3x, vs. UNCG, 11/15/15 Stl: 2, 9x, vs. Hampton, 12/16/15</p>
40		<p>Jatarie White 6-4 • So. • Forward • Charlotte, N.C. <i>juh-TAR-ee</i></p> <p>PPG 3.2 RPG 3.2 APG 0.5 FG% .370 FT% .628</p>	<p>LAST GAME: 1 reb, 3 mins at Tennessee NOTABLE: Solid play not always in the box score ... steadily improving on both sides of ball ... grabbed at least 5 rebs 7 times this season ... ≥10 points two times this season ... 2014 WBCA, McDonald's All-America.</p>	<p>Career Highs Pts: 14 vs. ECU, 12/20/15 Reb: 9 vs. Winthrop, 12/13/15 Blk: 4 vs. Winthrop, 12/13/15 Stl: 2 vs. Syracuse, 3/22/15</p>
41		<p>Alaina Coates 6-4 • Jr. • Center • Irmo, S.C. <i>uh-LAY-nub COATS</i></p> <p>PPG 11.8 RPG 9.9 BPG 1.3 FG% .672 FT% .519</p>	<p>LAST GM: 7 pts, 8 rebs vs. Georgia NOTABLE: SEC-best 13 dbl-dbls (1 triple) – 8 in SEC play ... avg dbl-dbl in SEC ... 16th in nation in dbl-dbls, 33rd rpg (1st in SEC) ... shooting 70.7% in SEC play ... Naismith Watch List ... 2x All-SEC.</p>	<p>Career Highs Pts: 29 vs. Winthrop, 12/13/15 Reb: 17 vs. Kentucky, 1/9/14 Blk: 10 vs. Winthrop, 12/13/15 Asst: 6 at Texas A&M, 1/31/16</p>
44		<p>India Farmer 6-0 • Jr. • Forward • N. Myrtle Beach, S.C.</p> <p>PPG 0.0 RPG 14.0 APG 0.0 FG% .000 FT% ---</p>	<p>LAST GAME: 1 reb in 3 mins vs. Arkansas NOTABLE: Played in 4 games this season after seeing action in 16 in 2014-15, including five SEC and three postseason ... great team player ... works hard with good attitude.</p>	<p>Career Highs Pts: 3, 2x, vs. Alabama, 1/19/14 Reb: 3 vs. NC Central, 12/2/13 Blk: 2 vs. UNCG, 11/15/15 Stl: 1 at Florida, 1/19/15</p>

Starter

Reserve

Gamecocks' Five-Second Count

South Carolina is enjoying its most successful period in program history, clinching at least a share of its third-straight SEC regular-season title. The 2016 Senior Class has gone 113-17, winning 86.9 percent of its games, to rival the 2015 class's four-year record of 113 wins and .813 winning percentage for the best in program history. South Carolina has not finished outside the SEC's top four in five campaigns. Nationally, 69 straight AP Poll appearances is the new program record.

In the last two seasons, three Gamecocks have earned All-America honors, including two on the 2015-16 squad, and seven have earned All-SEC selection, including three on this season's roster.

Quick Facts

The University

Location: Columbia, S.C.
Founded: 1801
Enrollment: 32,972
Colors: Garnet (PMS 202C) and Black
Nickname: Gamecocks
Conference: Southeastern
President: Dr. Harris Pastides
Athletics Director: Ray Tanner
Facility: Colonial Life Arena (18,000)

Coaching Staff

Head Coach: Dawn Staley
Alma Mater: Virginia, 1992
Overall Record: 351-155 (16th season)
School Record: 180-75 (8th season)
Assoc. Head Coach (Alma Mater):
 Lisa Boyer (Ithaca, 1979)
Assistant Coaches (Alma Mater):
 Nikki McCray-Penson (Tennessee, 1995)
 Fred Chmiel (Excelsior, 2001)

Team Information

2014-15 Record: 34-3
 Home: 16-0 Away: 9-2 Neutral: 9-1
SEC Record (Finish): 15-1 (T-1st)
 Home: 8-0 Away: 7-1
Letterwinners Returning/Lost: 11/3
Starters Returning/Lost: 3/2

Program History

First Year of Women's Basketball: 1974-75
All-Time Record: 760-504 (42nd season)
All-Time SEC Record: 144-201 (25th season)
NCAA Appearances (Last): 12 (2015)
NCAA Tournament Record: 17-12
2015 NCAA Result: Final Four; L, 65-66, Notre Dame; Tampa, Fla.
WNIT Appearances (Last): 4 (2011)
WNIT Record: 3-4

Media Relations

Women's Basketball Contact: Diana Koval
Office: 803.777.7977
Cell: 314.369.6050
Email: dkoval@mailbox.sc.edu
Press Row Phone: 803.777.6182
Athletics Department on the Web
Website: GamecocksOnline.com
Twitter: @GamecocksOnline
Instagram: @GamecocksOnline
Facebook: Facebook.com/GamecocksOnline
YouTube: YouTube.com/GamecocksOnline
Women's Basketball on Twitter
Team: @GamecockWBB
Head Coach: @DawnStaley

By the Numbers

- | | | | |
|----------|----------|-------------|-----------|
| 1 | 5 | 10.7 | 18 |
|----------|----------|-------------|-----------|
- 1 Double-digit scoring game needed by Tiffany Mitchell to reach 100 in her career
 - 1 Opponent who has scored more than half its points in the paint against the Gamecocks this season, compared to 16 games over 50.0 percent for South Carolina
 - 2 Stats in which junior center Alaina Coates leads the SEC and ranks among the top 35 in the nation – rebounding (9.9, 33rd) and double-doubles (13, 16th)
 - 3 Blocks needed by Alaina Coates to move into a tie for 2015 grad Elem Ibiam for second in program history in career blocks (164)
 - 5 Straight 25-win seasons by South Carolina, which had recorded just three others in program history
 - 7 20-point games this season by A'ja Wilson, including four against SEC foes, who were all nationally ranked
 - 7 Games in which an SEC opponent has scored less than 60 points against the Gamecocks
 - 8 Of South Carolina's first 11 SEC games that were against a nationally ranked team, including three top-10 matchups
 - 10.7 Points per game by senior guard Khadijah Sessions over the last three outings
 - 11 Wins over nationally ranked opponents this season, including four over top-10 teams and eight against an SEC foe
 - 16.4 Points per game more than their opponents that the Gamecocks have scored in the paint this season (38.8-22.3)
 - 18 Games in which South Carolina has assisted on at least half its made field goals
 - 22 Games in which at least three Gamecocks have scored in double figures, including 11 games with four or more in double figures
 - 24 Games in which South Carolina has shot a higher percentage that its opponent, including 14 games shooting at least 45.0 percent
 - 24 Double-doubles by the Gamecocks this season, the most of any team in the league (Mississippi State is next with 22)

Alabama Series Notes

The Gamecocks lead the all-time series 22-15 and are undefeated against the Crimson Tide in the 11 games of the Dawn Staley era (beginning 2008-09). Those 11

Current Streaks

	Total	Home	Road	Neut.
Overall	W3	W2	W9	W3
SEC	W13	W25	W6	—
Non-Conference	L1	L1	W3	W3
Ranked Teams	W2	W1	W4	W1

games include a pair of SEC Tournament matchups and two meetings last season while the Gamecocks were ranked No. 1 in the nation.

South Carolina's 11-game win streak against Alabama has an average winning margin of 22.5 points with a high of 43 in the last meeting in Tuscaloosa – a 102-59 victory on Jan. 8, 2015. South Carolina's last loss in the series was a 65-54 Alabama victory on Jan. 10, 2008, in Tuscaloosa.

In sweeping last season's home-and-home series, the Gamecocks shot a combined 60.3 percent from the field, including a program SEC-best 63.8 percent (37-of-58) in the Jan. 8 game at Foster Auditorium. That game featured six Gamecocks scoring in double figures, headlined by Alaina Coates' 20 off the bench. She answered that performance with a 14-point, 10-rebound, five-block outing against the Tide in Columbia three weeks later (Jan. 29) to power South Carolina to an 85-54 win.

South Carolina's results vs. Alabama since the arrival of head coach Dawn Staley:

Date	W/L	Score	Site	Rank (SC/ALA)
1/29/15	W	85-54	H	1/-
1/8/15	W	102-59	A	1/-
1/19/14	W	77-51	H	8/-
3/7/13	W	77-35	N	17/-
2/7/13	W	65-53	A	15/-
3/1/12	W	57-38	N	25/-
2/19/12	W	69-55	A	25/-
1/1/12	W	68-42	H	-/-
1/23/11	W	59-48	H	-/-
1/10/10	W	80-68	A	-/-
2/15/09	W	68-57	H	-/-

SEC Title Talk

South Carolina joined elite company with its third-straight SEC regular-season title, which the Gamecocks claimed out-right with their win over Georgia (Feb. 18). South Carolina became just the third program to win three straight titles, joining Tennessee (2000-2004 and 1993-1995) and Auburn (1987-89).

Tale of the Tape

Alabama				South Carolina			
Overall	SEC Rank	SEC Only	SEC Rank	Overall	SEC Rank	SEC Only	SEC Rank
14-12		3-10		Overall Record	25-1	13-0	
12-3		3-3		Home Record	13-1	7-0	
0-9		0-7		Away Record	9-0	6-0	
2-0				Neutral Record	3-0		
66.1	8th	55.8	12th	Points Per Game	74.2	2nd	72.3
58.5	8th	61.4	9th	Opp. Points Per Game	57.2	4th	57.8
.403	10th	.378	10th	Field Goal %age	.458	3rd	.454
.363	4th	.402	8th	Opp. Field Goal %age	.353	2nd	.366
.286	9th	.272	9th	3-Pt. Field Goal %age	.318	5th	.330
.300	10th	.348	14th	Opp. 3-Pt. Field Goal %age	.285	6th	.254
.713	3rd	.687	8th	Free Throw %age	.658	10th	.654
14.5		12.2		FTs Made Per Game	16.1		17.1
37.7	11th	30.7	14th	Rebounds Per Game	40.8	5th	38.4
-1.0	13th	-8.5	13th	Rebounding Margin	+7.4	2nd	+4.8
11.2	13th	9.2	14th	Assists Per Game	14.5	6th	14.7
+3.2	3rd	+1.2	3rd	Turnover Margin	+1.2	9th	+1.0
10.0	4th	9.8	3rd	Steals Per Game	8.5	8th	8.9
4.9	2nd	3.3	7th	Blocks Per Game	5.4	1st	4.8

Road Warriors

Overall, South Carolina is 223-243 (.479) in road games, including a 54-34 (.614) record during the Dawn Staley era. After a difficult start as the Gamecocks' mentor, Staley has guided her team to three of the program's top five road records in program history, including 2013-14's school-record winning percentage of .833 (10-2). Last season's .818 winning percentage (9-2) was second-best, while the 2012-13 team's .733 (11-4) mark is fifth in program history.

This season, South Carolina is 9-0 in road games.

Conference Confidence

With a perfect 13-0 record so far this season, the Gamecocks have won 42 of their last 45 SEC regular-season games, beginning with the 2014 league opener at Arkansas. Only one other program has amassed 40 or more wins over a three-year span as Tennessee has reached the number 10 times. The SEC's best three-season win total is 43, set by the Lady Vols in 2012 as they went 43-5 (2010-12) en route to two league titles. Tennessee also holds the best three-season win percentage, going undefeated (11-0) in its 1993, 1994 and 1995 campaigns.

Ranked Readings

The Gamecocks have played 12 games against ranked teams this season with an 11-1 record. The win total includes four against top-10 teams and broke last season's school record of 10 wins against nationally ranked foes. In 2014-15, five of the 10 wins were against top-10 foes.

This season against ranked teams, South Carolina averages 69.7 points on 43.2 percent field goal shooting while holding its opponent to 62.2 points per game on 36.2 percent shooting. Sophomore forward A'ja Wilson

leads the offense with 19.3 points per game to go with her 9.8 rebounds per outing. Junior center Alaina Coates averages a double-double against ranked teams this season - 10.6 points, 10.4 rebounds. Senior guard Tiffany Mitchell adds 14.0 points per game against ranked opponents.

In the eight games against ranked SEC opponents, the Gamecocks are out-performing their early-season tangles with the nation's elite. In those eight outings, South Carolina averages 71.0 points on 44.0 percent shooting and holds opponents to 60.9 points per game on 36.5 percent shooting.

After posting a 24-9 record against ranked opponents since the start of the 2013-14 season, head coach Dawn Staley has a 36-43 mark vs. the nation's best teams during her South Carolina tenure, highlighted by a 24-8 mark when the Gamecocks carry a better ranking than their opponent into the contest.

SEC Story

Head coach Dawn Staley has steadily lifted the Gamecocks' national profile by building the Gamecocks into a consistent SEC contender with now three straight regular-season titles, shirking decades of difficulty in the nation's best women's basketball conference.

In her eighth season at the helm, Staley boasts an 80-43 (.650) SEC regular-season record and has finished outside the league's top five just twice - an unprecedented achievement for a program that had finished INSIDE the top five only two times in the previous 17 seasons. Staley's 80 wins include now five seasons of double-digit league victories - 10 in 2012, 11 in 2013, an SEC-best

14 in 2014 and 15 in 2015, and currently 13 in 2016.

Staley's SEC regular-season record includes a 45-18 (.714) mark at home and a 35-25 (.583) slate on the road.

Poll Position

South Carolina remains at No. 2 in the nation in the USA Today Coaches Poll while dropping to No. 3 in the AP poll this week, marking the 33rd-straight time the Gamecocks have been ranked among the nation's top three teams. South Carolina has held a top-10 position in the Associated Press poll for 44 straight weeks and been ranked in the AP top 25 for 69 consecutive weeks (beginning Dec. 10, 2012), breaking the school record of 62 from Feb. 27, 1979 through Jan. 9, 1983.

In the National Rankings

(thru games of 2/19)

Team	SEC	NCAA	Actual
Scoring Offense	2	33	74.2
Scoring Defense	4	45	57.2
Scoring Margin	2	12	+17.0
Field Goal Percentage	3	16	.458
Field Goal %age Def.	2	20	.353
3-Point FG %age	5	140	.318
3-Point FG %age Def.	6	56	.285
3-Point FG Made/Gm.	6	197	5.2
Free Throw Percentage	10	268	.658
Rebounding Offense	5	—	40.8
Rebounding Defense	3	—	33.4
Rebounding Margin	2	32	+7.4
Assists	6	83	14.5
Steals	8	114	8.5
Turnover Margin	9	125	+1.2
Turnovers	—	560	14.4
Assist-to-Turnover Ratio	3	56	1.0
Blocked Shots	1	20	5.4
Home Attendance Avg.	1	1	14,831

Alaina Coates	SEC	NCAA	Actual
Scoring	19	—	11.8
Rebounding	1	33	9.9
Blocks	8	142	1.3
Double-Doubles	1	16	13

Tiffany Mitchell	SEC	NCAA	Actual
Scoring	8	178	14.8
FT Percentage	3	69	.831
Steals	13	—	1.7
3FG Made/Game	10	—	1.7

Tina Roy	SEC	NCAA	Actual
3FG Made/Game	4	191	1.9

Khadijah Sessions	SEC	NCAA	Actual
Steals	6	133	2.0

A'ja Wilson	SEC	NCAA	Actual
Scoring	2	94	16.7
Rebounding	4	73	8.9
FG Percentage	2	33	.538
FT Percentage	10	—	.705
Blocks	1	13	3.2
Off. Rebounds	12	—	2.8
Double-Doubles	2	43	10

2015-16 Awards

Alaina Coates

Naismith Midseason Watch List
Wooden Award Watch List
SEC Player of the Week (Jan. 26-Feb. 1)
Preseason All-SEC First Team (Media, Coaches)

Bianca Cuevas

Rainbow Wahine Showdown All-Tournament

Tiffany Mitchell

Wooden Award Late Season Top 20
CoSIDA Academic All-District
USBWA Ann Meyers Drysdale Midseason List
Naismith Midseason Watch List
Dawn Staley Award Watch List
Senior CLASS Award Finalist
Preseason All-America (AP, Lindy's, Athlon, SI, ESPN)
Preseason All-SEC First Team (Media, Coaches)
Preseason SEC Player of the Year (Media, Coaches)

A'ja Wilson

Wooden Award Late Season Top 20
USBWA Ann Meyers Drysdale Midseason List
2015 USA Basketball Female Athlete of the Year
Naismith Midseason Watch List
Rainbow Wahine Showdown Tournament MVP
Preseason All-America 2nd Team (Lindy's, SI, ESPN)
Preseason All-America Honorable Mention (AP)
Preseason All-SEC First Team (Media, Coaches)
SEC Player of the Week (Nov. 13-16; Nov. 24-30; Dec. 1-7; Jan. 12-18)
ESPN National Player of the Week (Jan. 12-18)

2015-16 Double-Doubles

Alaina Coates (13)

11/13	Ohio State	17 pts/13 rebs
11/22	at UCLA	12 pts/12 rebs
12/13	Winthrop	29 pts/16 rebs/10 blks
12/16	Hampton	22 pts/12 rebs
12/20	vs. East Carolina	10 pts/15 rebs
1/3	Arkansas	11 pts/10 rebs
1/7	at Vanderbilt	11 pts/10 rebs
1/10	Missouri	13 pts/12 rebs
1/21	at Auburn	17 pts/10 rebs
1/28	Ole Miss	13 pts/14 rebs
1/31	at Texas A&M	12 pts/10 rebs
2/4	Kentucky	27 pts/13 rebs
2/11	Florida	14 pts/11 rebs

Sarah Imovbioh (1)

11/15	UNCG	14 pts/11 rebs
-------	------	----------------

A'ja Wilson (10)

11/13	Ohio State	20 pts/14 rebs
11/15	UNCG	19 pts/10 rebs
11/22	at UCLA	11 pts/10 rebs
11/27	vs. Arizona State	18 pts/11 rebs
12/6	Duke	28 pts/11 rebs
12/20	vs. East Carolina	15 pts/10 rebs
1/3	Arkansas	11 pts/10 rebs
1/10	Missouri	11 pts/11 rebs
1/14	at Kentucky	26 pts/13 rebs
1/31	at Texas A&M	27 pts/10 rebs

Gamecocks in 2015-16 National Polls

Poll	Pre	11/16	11/23	11/30	12/7	12/14	12/21	12/28	1/4	1/11	1/18	1/25	2/1	2/8	2/15	2/22	3/1	3/8	3/16	Final
Associated Press	2	2	2	2	2	2	2	2	2	2	2	2	2	2	3					
Coaches	2	2	2	2	2	2	2	2	2	2	2	2	2	2	2					

Strength in Numbers

Based on cumulative opponent winning percentage, South Carolina currently has the 18th toughest schedule in the nation. The 26 teams the Gamecocks will face this season have a current winning percentage of .607. The SEC and Pac-12 dominate the top 30 schedules with six seven entries, respectively.

With 12 games away from Columbia so far this season, the Gamecocks are second in the RPI – best in the SEC with Kentucky (14), Texas A&M (15), Tennessee (19), Florida (20) and Georgia (25) are also among the top 25. Mississippi State (33) and Missouri (35) are in the top 50.

Location, Location, Location

South Carolina averages 38.8 points in the paint this season, making up 52.2 percent of the Gamecocks' offense. No opponent has out-scored South Carolina in the paint this season (Vanderbilt and UConn tied), and the Gamecocks have out-paced their opponents in that space by 16.4 points per game.

In 12 games against ranked opponents this season, South Carolina has out-scored its foes in the paint by 13.8 points per game. The Gamecocks average 12.7 points in the paint per game more than their SEC opponents.

South Carolina's interior advantage has been at least 20 points in 10 of the team's 26 games this season, including three games against ranked teams – #6/10 Ohio State (32), #16/18 Arizona State (26) and #15/10 Texas A&M (20). The season-high advantage of 34 points has happened twice – against Arkansas (Jan. 3) and UNCG (Nov. 15).

Be Aggressive

Led by arguably among the best frontcourts in the nation, South Carolina leads the country in free throw attempts (635) and is fourth in free throws made (418). The Gamecocks attempt 24.4 free throws per game on the season, including 26.0 per SEC contest.

South Carolina is shooting 65.4 percent from the free throw line – a number that has been on the rise recently after hitting 68.3 percent in the last five games. Two Gamecocks rank among the SEC's top percentage free throw shooter in league play – Tiffany Mitchell (3rd, .831) and A'ja Wilson (9th, .716) – who also lead the team in free throw attempts in league play with Wilson at 81 and Mitchell at 65.

This season, South Carolina has outscored its opponent on the free throw line 21 times, including 11 SEC games. The Gamecocks have made at least 20 free throws seven times this season – 23 vs. #6/10 Ohio State (Nov. 13), 21 vs. East Carolina (Dec. 20), 32 vs. #20/- Missouri (Jan. 10), 20 at #10/10 Texas A&M (Jan. 31), 24 vs. #18/18 Kentucky (Feb. 4), 22 vs. #16/19 Florida, 22 at #24/- Tennessee.

Team Specialty Stats

South Carolina-Opponent

	Pts. in Paint	Pts. Off TOs	2nd Chance Pts	Fast Break Pts
11/13 OSU	52-20	20-14	21-8	16-9
11/15 UNCG	52-18	29-4	16-10	13-8
11/18 at Clem.	24-16	21-2	22-11	8-0
11/20 at UCLA	30-20	8-17	10-9	4-6
11/27 vs. ASU	42-16	18-20	8-9	2-0
11/28 vs. CSUB	48-20	16-7	7-7	2-0
11/29 at Hawaii	36-18	23-5	12-11	6-0
12/6 Duke	42-24	15-6	18-9	15-6
12/13 Winthrop	50-18	20-9	14-10	19-6
12/16 Hampton	42-22	7-18	17-1	2-10
12/20 vs. ECU	46-18	16-6	17-11	2-0
12/22 Elon	40-32	21-17	14-10	9-8
1/3 Ark.	44-10	28-8	20-5	16-2
1/7 at VU	30-30	12-12	6-9	10-6
1/10 Mizzou	34-22	17-9	10-7	14-4
1/14 at UK	38-34	16-9	15-12	0-12
1/17 TAMU	42-22	24-19	8-9	10-10
1/21 at Aub.	36-16	16-15	9-14	8-4
1/24 at MSU	28-10	4-13	6-4	14-6
1/28 Miss.	46-34	18-8	17-7	15-8
1/31 at TAMU	40-24	22-15	14-16	10-17
2/4 UK	44-38	15-13	17-15	12-8
2/8 UConn	30-30	4-6	6-8	0-10
2/11 Fla.	38-32	19-21	8-17	19-13
2/15 at Tenn.	24-18	16-6	2-13	6-10
2/18 Ga.	30-20	19-9	10-9	6-4
2/22 at Ala.				
2/25 at Miss.				
2/28 LSU				
<i>Season Avg.</i>	<i>38.8-22.4</i>	<i>17.1-11.1</i>	<i>12.5-9.7</i>	<i>9.1-6.4</i>
<i>SEC Avg.</i>	<i>36.5-23.8</i>	<i>17.4-12.1</i>	<i>10.9-10.5</i>	<i>10.6-8.0</i>

Starters vs. Bench Points

	SC Starters	Opp. Starters	SC Bench	Opp. Bench
11/13 OSU	58	70	30	10
11/15 UNCG	52	33	40	11
11/18 at Clem.	38	33	29	8
11/22 at UCLA	57	55	11	10
11/27 vs. ASU	39	38	21	20
11/28 vs. CSUB	56	47	34	24
11/29 at Hawaii	46	36	21	15
12/6 Duke	64	45	2	10
12/13 Winthrop	55	30	31	7
12/16 Hampton	69	35	17	15
12/20 vs. ECU	58	47	30	10
12/22 Elon	59	52	19	11
1/3 Ark.	65	24	20	8
1/7 at VU	50	35	21	26
1/10 Mizzou	54	38	29	20
1/14 at UK	59	51	14	11
1/17 TAMU	50	53	9	5
1/21 at Aub.	47	44	27	14
1/24 at MSU	45	46	12	5
1/28 Miss.	52	38	29	24
1/31 at TAMU	69	53	1	10
2/4 UK	63	46	15	22
2/8 UConn	31	61	23	5
2/11 Fla.	65	28	21	43
2/15 at Tenn.	52	29	10	27
2/18 Ga.	56	45	5	6
2/22 at Ala.				
2/25 at Miss.				
2/28 LSU				
<i>Season Avg.</i>	<i>54.2</i>	<i>42.7</i>	<i>20.0</i>	<i>14.5</i>
<i>SEC Avg.</i>	<i>55.9</i>	<i>37.8</i>	<i>16.4</i>	<i>17.0</i>

Balancing Act

Six different Gamecocks have been the team's high scorer in a game at least once, but often the high scorer has several teammates on her heels. In a constant search for balance, the Gamecocks' top scorer in a game has accounted for less than one-third of the team's points in all but eight games – #14/13 Duke, Winthrop, at #9/9 Kentucky, #15/11 Texas A&M, at #10/10 Mississippi State, at #10/10 Texas A&M, #18/18 Kentucky, at #24/- Tennessee. South Carolina has had four or more players score in double figures 11 times with just four games of two or fewer double-figure scorers.

Overall, three Gamecocks average double-figure points – A'ja Wilson 16.7 ppg, Tiffany Mitchell 14.8, Alaina Coates 11.8 – with three others scoring at least

6.2 points per game – Khadijah Sessions 6.9, Tina Roy 6.2, Bianca Cuevas 6.2 ppg.

In SEC play, the balance of offense is only slightly contracted with Wilson at 16.5 ppg, Mitchell at 15.7 ppg and Coates at 11.2 to go along with Sessions' 8.6 ppg and Roy's 8.2 ppg.

Diversified Assets

Head coach Dawn Staley has compiled an arsenal of offensive weapons that keeps growing throughout the season with no one Gamecock consistently dominating the stat line, especially on offense.

While nine different Gamecocks have been the team's top scorer in at least one quarter this season, no Gamecock has led the team in scoring for all four quarters of a game. A single player has topped the team in three quarters just 10 times – Alaina Coates (Winthrop, Kentucky), Tiffany Mitchell (at Clemson, at Vandy, Florida) and A'ja Wilson (vs. CSUB, Duke, at Kentucky, Texas A&M, at Tennessee). Conversely, a different Gamecock has led each quarter of a game eight times (Ohio State, UNCG, Hampton, vs. East Carolina, Arkansas, Missouri, at Auburn, Ole Miss).

A Little Help From My Friends

Playing under one of the best point guards in U.S. women's basketball history, South Carolina has always been committed to finding the teammate with the best shot, and the Gamecocks currently lead the SEC with 14.7 assists per conference game. After assisting on just 45.9 percent of its field goals (158 of 344) to start the season, South Carolina has rediscovered its roots in league play, handing out assists on 191 of 324 made field goals (59.0 percent). Senior Tiffany Mitchell, who is second on the team in scoring in SEC games (15.7), also leads the team in assists (2.9), ranking 10th in the league.

Overall, South Carolina has assisted on at least 50.0

All-Time Records vs. SEC Teams

Opponent	Overall	Under	SEC	SEC	H	A	N	Streak	Last
		Staley	Season	Tourn.					
Alabama	21-15	11-0	16-12	2-2	11-5	8-8	2-2	Won 11	W: 85-54, 1/29/15 (H)
Arkansas	15-17	8-3	14-15	1-2	9-5	5-10	1-2	Won 7	W: 85-32, 1/3/16 (H)
Auburn	19-21	7-3	14-15	1-1	11-7	7-12	1-2	Won 4	W: 74-58, 1/21/16 (A)
Florida	15-20	7-4	13-18	0-2	7-10	8-8	0-2	Won 7	W: 86-71, 2/11/16 (H)
Georgia	11-33	7-6	8-21	2-2	5-14	3-15	3-4	Won 4	W: 61-51, 2/18/16 (H)
Kentucky	24-33	8-9	20-25	0-2	17-9	7-20	0-4	Won 2	W: 78-68, 2/4/16 (H)
LSU	9-22	6-5	7-22	2-0	4-10	3-12	2-0	Won 5	W: 74-54, 3/7/15 (N)
Ole Miss	19-17	9-2	15-12	2-4	11-4	6-8	2-5	Won 7	W: 81-62, 1/28/16 (H)
Miss. State	16-16	7-3	15-14	0-2	10-5	6-9	0-2	Won 7	W: 57-51, 1/24/16 (A)
Missouri	4-1	3-1	3-1	—	2-0	1-1	1-0	Won 3	W: 83-58, 1/10/16 (H)
Tennessee	5-45	4-8	3-26	1-3	2-19	2-21	1-5	Won 3	W: 62-56, 2/15/16 (A)
Texas A&M	3-3	3-3	3-2	0-1	2-1	1-1	0-1	Won 3	W: 70-63, 1/31/16 (A)
Vanderbilt	13-21	8-2	13-18	0-2	7-8	5-11	0-2	Won 6	W: 71-61, 1/7/16 (A)
Totals	174-264	88-49	144-200	11-23	96-97	62-136	13-30	Won 16	

percent of its field goals in 18 games, including five games of over 70.0 percent. The Gamecocks' 24 assists on 31 made field goals against Ole Miss (Jan. 28) was a season-best 77.4 percent, followed closely by the 75.0 percent (21 of 28) against Florida (Feb. 11).

Senior Moments

South Carolina's four four-year seniors – Asia Dozier, Tiffany Mitchell, Tina Roy, Khadijah Sessions – have been a huge part of the Gamecocks' undefeated SEC record. After accounting for 36.5 percent of South Carolina's offense to open the season, the quarter averages 33.3 points per SEC game to make up 46.1 percent of the Gamecocks' league-best 72.3 points per game, despite being down a member with Dozier missing the last four games due to injury.

Crunch Time

This season 12 games have been in the balance late with the teams within single digits in the last five minutes – #6/10 Ohio State, at UCLA, vs. #16/18

Arizona State, #14/13 Duke, at Vanderbilt, at #9/9 Kentucky, #15/11 Texas A&M, at #10/10 Mississippi State, at #10/10 Texas A&M, #18/18 Kentucky, at #24/- Tennessee, Georgia – including five in which South Carolina trailed at halftime. The Gamecocks have won all 12 of those outings behind offensive efficiency and defensive rebounding in the closing moments.

In the last five minutes of those 12 games, the Gamecocks shot 55.8 percent, including 40.0 percent from 3-point range (6-of-15), while allowing just 34.2 percent field goal shooting to their opponent. South Carolina out-rebounded its opponents 69-53 in that segment of the game, including grabbing 64.5 percent of the available defensive rebounds (49 of 76).

In the fourth quarter of those 12 games, South Carolina has shot over 50.0 from the field eight times, including five games of at least 60.0 percent. The best fourth-quarter showing was 7-of-10 (.700) at Mississippi State, during which the Gamecocks missed just one field goal in the final five minutes to seal the win.

Offensive Operation

Head coach Dawn Staley is often thought of as a defensive coach, but she has steadily built an efficient offensive team over the last few seasons, culminating in the 2014-15 squad's 75.9 points per game (fourth-best in program history and the first new entry in the top five since 1993-94) on 48.4 percent shooting. That group ranked 18th in the nation in scoring and fourth in field goal percentage.

This season, the Gamecocks are 33rd in the nation in scoring average (74.2) and 16th in field goal percentage (.458).

Here's a look at the offense's growth over the last six seasons:

Season	PPG (rank)	FG%age (rank)
2015-16	74.2 (33rd)	.458 (16th)
2014-15	75.9 (18th)	.484 (4th)
2013-14	72.9 (63rd)	.474 (6th)
2012-13	61.3 (183rd)	.390 (155th)
2011-12	61.2 (180th)	.398 (121st)
2010-11	58.7 (253rd)	.380 (223rd)

Getting Defensive

South Carolina has been a defensive juggernaut under head coach Dawn Staley, ranking among the nation's top 15 in scoring defense the previous four seasons, including three seasons among the top 10. While the Gamecock offense has grown, the attention to defense has not wavered with opponent field goal percentage ranking among the nation's top 25 each of the last three seasons.

This season, South Carolina has held its opponents to just 57.2 points per game on 35.3 percent shooting to rank 45th and 20th in the nation, respectively. The Gamecocks have yielded over 65 points just five times this season, and only five opponents have shot at least 40.0 percent against South Carolina with just one hitting 45.0 percent.

Here's a look at the defense's dominance over the last five seasons:

Season	Opp. PPG	Opp. FG%age
2015-16	57.2 (45th)	.353 (20th)
2014-15	54.1 (12th)	.349 (10th)
2013-14	55.8 (8th)	.346 (5th)
2012-13	50.3 (5th)	.354 (32nd)
2011-12	51.4 (4th)	.376 (108th)

Miscellaneous Stats			
Triple-Doubles	2015-16	Career	Record
Alaina Coates	1	1	1-0
Double-Doubles	2015-16	Career	Record
Alaina Coates	13	35	34-1
A'ja Wilson	10	15	14-1
Sarah Imovbioh	1	1	1-0
Tiffany Mitchell	0	4	4-0
20+ Points	2015-16	Career	Record
A'ja Wilson	7	12	11-1
Tiffany Mitchell	4	17	17-0
Alaina Coates	3	13	10-1
Bianca Cuevas	1	2	2-0
Tina Roy	1	1	1-0
10+ Points	2015-16	Career	Record
Tiffany Mitchell	25	99	89-10
A'ja Wilson	21	50	46-4
Alaina Coates	17	64	61-3
Khadijah Sessions	7	27	26-1
Tina Roy	6	18	16-2
Bianca Cuevas	6	14	14-0
Sarah Imovbioh	3	3	2-1
Jatarie White	2	4	4-0
Asia Dozier	1	14	13-1
Donyah Cliney	1	1	1-0
10+ Rebounds	2015-16	Career	Record
Alaina Coates	16	41	40-1
A'ja Wilson	11	16	15-1
Sarah Imovbioh	3	3	3-0
Tiffany Mitchell	0	7	6-1
Asia Dozier	0	1	1-0
5+ Assists	2015-16	Career	Record
Tiffany Mitchell	3	14	14-0
Khadijah Sessions	3	13	13-0
Asia Dozier	3	11	11-0
Bianca Cuevas	1	6	6-0
Alaina Coates	1	1	1-0
Tina Roy	0	5	5-0
5+ Steals	2015-16	Career	Record
Bianca Cuevas	1	1	1-0
Khadijah Sessions	1	1	1-0
Tiffany Mitchell	0	8	8-0
5+ Blocks	2015-16	Career	Record
A'ja Wilson	4	5	4-1
Alaina Coates	1	4	4-0

Call in The Closer

Head coach Dawn Staley and senior guard Tiffany Mitchell share many traits, but their loathe for losing is likely the strongest similarity between the two. And, in the last three seasons, the coach has called on The Closer to deliver in tough situations – a role that merited back-to-back SEC Player of the Year and All-America status for the Charlotte, N.C., native.

While Mitchell ceded the role early in the season as she recovered from injury, the Gamecocks' star is shining once again under the harshest spotlights. South Carolina has played eight tight SEC games this season (within nine points in the final 5:00), tied or trailing at halftime in four of them – at Vanderbilt (Jan. 7), at #9/9 Kentucky (Jan. 14), vs. #15/11 Texas A&M (Jan. 17), at #10/10 Texas A&M (Jan. 31).

Mitchell played in the second half of seven of those close SEC games (missing the UK game due to first-half injury), leading the team with 10.7 points per second half along with 1.6 assists, 1.3 steals and 2.1 rebounds. That scoring average includes 6.3 points per fourth quarter. In the eight first halves, she averaged 6.0 points, 1.0 assists, 0.6 steals and 0.6 rebounds.

A game-by-game breakdown of her impact:

Vanderbilt (Jan. 7) – Eight of her 22 points came in the fourth quarter.

At #9/9 Kentucky (Jan. 14) – Nine of her 16 points came in the second half, including a fourth-quarter tip-in of a missed free throw that helped spark a 12-0 run.

At #10/10 Mississippi State (Jan. 24) – Nine of her 21 points came in the fourth quarter, including five straight to stretch a one-point lead into six and two free throws with :10 to play.

At #10/10 Texas A&M (Jan. 31) – 18 of her 20 points came in the second half, including seven during 13-2 fourth-quarter run the delivered seven-point lead with 3:38 to play and two more on a pair of free throws in a four-point game with :34 to go.

At #24/- Tennessee (Feb. 15) – After her personal

Games Led Team In...			
<i>(Tied for team lead in each category included)</i>			
Scoring	2015-16	Career	Record
A'ja Wilson	12	27	24-3
Tiffany Mitchell	9	46	44-2
Alaina Coates	4	16	15-1
Tina Roy	2	4	4-0
Bianca Cuevas	1	3	3-0
Sarah Imovbioh	1	1	0-1
Khadijah Sessions	0	3	2-1
Asia Dozier	0	2	2-0
Rebounding	2015-16	Career	Record
Alaina Coates	18	52	49-3
A'ja Wilson	11	20	19-1
Sarah Imovbioh	2	2	2-0
Jatarie White	1	1	1-0
Tiffany Mitchell	0	10	9-1
Assists	2015-16	Career	Record
Tina Roy	10	20	19-1
Khadijah Sessions	9	31	28-3
Tiffany Mitchell	8	37	35-2
Asia Dozier	4	17	17-0
Alaina Coates	2	3	3-0
Bianca Cuevas	1	9	8-1
Sarah Imovbioh	1	1	1-0

2015-16 Scoring Differentials

Largest lead in a win	by 52 (84-32), 4th-3:11, vs. Winthrop, 12/13
Largest deficit overcome to win	by 11 (19-30), 2nd-3:43, at Kentucky, 1/14
Largest lead given up in a loss	
Largest deficit in a loss	by 21 (33-54), 3rd-1:20, vs. UConn, 2/8

6-0 run turned a three-point third-quarter deficit into a three-point lead, she spent the home stretch setting up her teammates, assisting on Tina Roy's 3-pointer that launched a 10-2 run midway through the fourth quarter, which Mitchell capped with a pair of free throws for a 13-point lead with 1:39 to play.

Georgia (Feb. 18) – Scored 10 of her team-high 19 points in the fourth quarter, including a pull-up jumper through contact after the Lady Bulldogs pulled within five points with 2:29 to play that launched an 11-6 run that she capped with 3-of-4 free throws in the final 32 seconds.

Hometown Hero

Sophomore forward A'ja Wilson has lived up to her billing, both this season being selected to the watch lists for the Wooden, Naismith and the USBWA Drysdale awards and last season as the SEC Freshman of the Year, First-Team All-SEC selection and the first Gamecock freshman to earn All-America honors.

The sophomore's numbers have not just come in volume but in importance – 12 of her 20 points against #6/10 Ohio State (Nov. 13) came in the fourth quarter, including six of the team's 10 in the final 2:35; scoring and rebounding late at UCLA (Nov. 22) put Gamecocks on top in final 3:00 of tight game; three rebounds in final 18 seconds of tie game vs. #16/18 Arizona State (Nov. 27) led to game-winning free throws with 0.6 seconds to play; 20 second-half points against Duke included 12 of the team's 16 in the third quarter and six in the final 1:45 of the game; nine points of team's 15-2 fourth-quarter run broke open a 56-56 tie at #9/9 Kentucky (Jan. 14); and a blocked shot and defensive rebound in the final 13 seconds at #10/10 Mississippi State (Jan. 24).

Named SEC Player of the Week three times in the first four weeks of the season, Wilson added a fourth honor after leading the Gamecocks to comeback wins at #9/9 Kentucky and over #15/11 Texas A&M.

Quality vs. Quantity

Senior point guard Khadijah Sessions embodies head coach Dawn Staley's theory that her position is one of service to others. Last season, Sessions averaged 4.5 points per SEC game on 40.1 percent shooting, which left most opponents focusing on stopping every other Gamecock on the floor. The veteran honed her shot and her confidence this summer, and, this season, SEC foes have continued their defensive philosophy at their own peril.

Sessions is enjoying a career-best .474 field goal percentage this season, including 50.8 percent in SEC play, during which she is 12-of-26 (.462) from 3-point range. She averages 8.6 points per league game while still averaging 2.1 assists and 2.2 steals, which ranks her third in the league. Last season, Sessions contributed just 4.9 points per SEC game, shooting 46.0 percent from the field, including 33.3 percent from outside the arc.

In the Gamecocks' 12 games that were within single digits with 5:00 remaining, Sessions is shooting 54.5 percent (6-of-11) in that time, including 2-of-4 from 3-point range. In the eight SEC games in that group, her numbers rise to 6-of-10 (.600) from the field and 2-of-3 from 3-point range, and she is second on the team with a 3.1 scoring average during that time.

With the Gamecocks leading by one with 4:24 to go at Vanderbilt (Jan. 7), Sessions hit two 3-pointers over the next 2:00 to twice turn back the Commodores. In the final 2:34 against #15/11 Texas A&M (Jan. 17), she picked up a steal then delivered the game-winning free throw after forcing the action following a game-tying layup by the Aggies with :03 on the clock. At #10/10 Mississippi State (Jan. 24), Sessions buried a pair of pull-up jumpers to turn back the Bulldogs, the second of which came in a two-point game with 30 seconds to play, setting up her fellow seniors for the game-clinching free throws. At #10/10 Texas A&M (Jan. 31), in the final 5:23, Sessions hit a transition layup, assisted on Tiffany Mitchell's 3-pointer that made it a seven-point game, blocked a 3-point attempt and hit two free throws with 46 seconds to play to help seal the win. In putting away #18/18 Kentucky (Feb. 4), which trailed by just two with 2:39 to play, Sessions swiped a steal, hit a free throw and converted a transition layup as part of the 10-2 run that closed the game. At #24/- Tennessee, Sessions' free throw shooting in the final 30 seconds (4-of-6) kept the Lady Vols at bay.

All-Around All-American

Senior guard Tiffany Mitchell's ability to take over games has powered the Gamecocks to some of their most dynamic victories, but her impact has never been limited to the big moments or to the offensive end. The Charlotte, N.C., native's greatness is felt in every possession of every game, and this season's SEC numbers back that up.

In league play, Mitchell ranks among the league's top 10 in five categories, including three top-five entries, and comes in 11th in one other. Fifth in scoring at 15.7 points per game, she is fourth in field goal percentage (.417) and third in free throw percentage (.831). She is ninth in the league with 1.5 made 3s per game and 10th in assists (2.9). Her 1.8 steals per game are 11th.

Another All-Around Contender

Sophomore forward A'ja Wilson rivals teammate Tiffany Mitchell in comprehensive impact on the game, coming in among the league's top 10 in six stats, including five top four placings. And, while Wilson may have opened the season joking about setting her sights on SEC Defensive Player of the Year honors this season, she has been changing the game on both sides of the ball.

The 6-foot-5 forward leads the league in blocks per game (3.2) and is second scoring (16.7 ppg), field goal percentage (.538) and double-doubles (10). Wilson is fourth in rebounding (8.9), comes in 10th in free throw percentage (.705) and is 12th in offensive rebounds per game (2.8).

In SEC play, Wilson is similarly ranked in five categories – first in blocks (3.4) and field goal percentage (.527), second in scoring (16.5), fourth in rebounds (8.8), ninth in free throw percentage (.716) and 12th in offensive rebounding (2.7).

A Model of Efficiency

Junior center Alaina Coates led the nation in field goal percentage for several weeks, missing out on the rankings this week by falling five made field goals short of the minimum average (5 FGM/game). Coates is shooting 67.2 percent from the field. In SEC play, Coates is even more efficient, shooting 70.7 percent from the field en route to her 11.2 points per game, which rank 19th in the conference.

Coates has shot the ball well throughout her career, hitting 61.2 percent as a freshman and 56.2 percent in 2014-15. Her career 61.1 field goal percentage is the fifth highest among active NCAA Division I players, trailing three sophomores and another junior on the list.

Quarter Breakdown

Through 104 quarters this season, South Carolina has out-scored its opponent 73 times with the Gamecocks



Around the SEC

(as of Feb. 20)

	SEC Games			Overall		
	W	L	Pct.	W	L	Pct.
South Carolina	13	0	1.000	25	1	.962
Texas A&M	9	4	.692	19	7	.731
Mississippi St.	8	5	.615	21	6	.778
Auburn	8	5	.615	18	8	.692
Florida	8	5	.615	20	6	.769
Georgia	7	6	.538	19	7	.731
Kentucky	7	6	.538	18	6	.750
Missouri	7	6	.538	20	6	.769
Tennessee	7	6	.538	16	10	.615
Arkansas	6	7	.461	11	15	.423
Vanderbilt	4	9	.307	15	11	.576
Alabama	3	10	.230	14	12	.538
LSU	2	11	.158	8	18	.307
Ole Miss	2	11	.158	10	16	.384

Rankings are listed as AP/ESPN Poll
All Times Eastern; TV Network in ()

AP Top 25

(Week of Feb. 15)

1. Connecticut	24-0
2. Notre Dame	24-1
3. South Carolina	23-1
4. Baylor	25-1
5. Ohio State	21-4
6. Maryland	23-3
7. Oregon State	22-3
8. Texas	22-2
9. Arizona State	22-4
10. Florida State	21-4
11. Louisville	19-6
12. Texas A&M	17-7
13. UCLA	19-6
14. Mississippi State	21-5
15. Stanford	20-6
16. Kentucky	17-6
17. Oklahoma State	19-5
18. Miami (FL)	21-5
19. South Florida	18-6
20. Oklahoma	17-7
21. DePaul	21-7
22. Florida	19-6
23. Syracuse	20-6
24. Tennessee	15-9
25. Michigan State	18-7

USA Today Coaches Top 25

(Week of Feb. 15)

1. Connecticut	24-0
2. South Carolina	23-1
3. Notre Dame	24-1
4. Baylor	25-1
5. Ohio State	21-4
6. Maryland	23-3
7. Texas	22-2
8. Oregon State	22-3
9. Florida State	21-4
10. Arizona State	22-4
11. Louisville	19-6
12. Texas A&M	17-7
13. Mississippi State	21-5
14. UCLA	19-6
15. Stanford	20-6
16. Kentucky	17-6
17. Miami (FL)	21-5
18. Syracuse	20-6
19. DePaul	21-7
20. South Florida	18-6
21. Oklahoma	17-7
22. Michigan State	18-7
23. Duquesne	23-2
24. Oklahoma State	19-5
25. Florida	19-6

topping their foe by double digits 19 times, including a season-high differential of 26 (35-9) in the second quarter against Arkansas (Jan. 3). This season's best first-quarter advantage is 19 (26-7) against Winthrop (Dec. 13), third-quarter margin is 22 (29-7) against Arkansas (Jan. 3) and fourth-quarter edge is 17 (27-10) vs. Hampton (Dec. 16).

South Carolina has shot at least 50.0 percent in 48 quarters this season with a high of 80.0 percent (8-of-10) in the third quarter against Hampton. The Gamecocks' offensive efficiency builds steadily throughout the game as opponents begin to feel the effects of the Gamecocks' formidable frontcourt with 32 of the 48 quarters in which South Carolina has shot at least 50 percent coming in the second half. The Gamecocks shoot a game-high 51.2 percent in the fourth quarter with the third quarter next in line at 48.6 percent.

Similarly, opponents' shooting percentages steadily decline throughout the game. Of the 10 lowest shooting percentage quarters for opposing teams, five have been in the second half, including two of the four lowest.

A more detailed look at the quarter-by-quarter production for the Gamecocks and their opponents.

Qtr.	SC/Opp Avg. Pts	SC/Opp Avg. Rebs	SC/Opp FG%
1	16.4/13.1	11.1/9.2	.377/.337
2	17.9/13.0	10.1/8.0	.475/.349
3	19.8/15.2	10.3/8.7	.486/.368
4	20.2/15.8	10.0/8.2	.512/.353

Individually, sophomore forward A'ja Wilson has turned in five of the 11 double-digit scoring quarters this season, but senior guard Tina Roy owns the top spot with 15 points in the third quarter against Arkansas (Jan. 3). Senior guard Tiffany Mitchell has the highest first-quarter scoring total with nine against both CSUB (Nov. 28) and Winthrop (Dec. 13). Wilson owns the best mark the second quarter, turning in 11 in the second quarter against UNCG (Nov. 15, and her 12 in the fourth quarter against Ohio State (Nov. 13) are tied with Alaina Coates' 12 against #18/18 Kentucky (Feb. 4) for that quarter's top mark.

SEC Active Leaders

Among the SEC's active leaders in eight statistical categories five different Gamecocks are among the top 10 in at least one with junior Alaina Coates leading the conference in two. Senior Tiffany Mitchell's league-high six entries is not a surprise given the breadth of her resume, but the appearance of sophomore A'ja Wilson at No. 2 on the active blocked shots list (141) and No. 5 on the double-doubles list (15) may catch some observers off guard.

Mitchell headlines the South Carolina entries ranking second in scoring (1,750), field goals made (583) and steals (215); third in 3-pointers made (163); fourth in assists (331) and ninth in rebounding (551). She is one of just two true perimeter players on the rebounding list.

Coates is the league's active leader in blocks (161) and double-doubles (35). She sits third in rebounds (828) – trailing only a pair of seniors – and is 10th in scoring (1,122).

Senior Khadijah Sessions holds sixth in steals (169) and ninth in assists (281). Senior Tina Roy comes in fourth on the 3-pointers made list (148).

2015-16 Roster

No.	Name	Pos.	Ht.	Yr.	Hometown/Last School
1	Bianca Cuevas	G	5-6	So.	Bronx, N.Y./Nazareth Regional
4	Doniyah Cliney	G	6-0	R-Fr.	Newark, N.J./Malcolm X Shabazz
5	Khadijah Sessions	G	5-8	Sr.	Myrtle Beach, S.C./Myrtle Beach
10	Allisha Gray*	G	6-0	Jr.	Sandersville, Ga./North Carolina
15	Tiffany Davis	G	5-7	Jr.	Houston Texas/Westbury Christian
22	A'ja Wilson	F	6-5	So.	Hopkins, S.C./Heathwood Hall
23	Tina Roy	G	5-11	Sr.	Kaplan, La./Kaplan
24	Sarah Imovbioh	F	6-2	Sr.	Abuja, Nigeria/Virginia
25	Tiffany Mitchell	G	5-9	Sr.	Charlotte, N.C./Providence Day
31	Asia Dozier	G/F	6-0	Sr.	Columbia, S.C./Spring Valley
35	Kaela Davis*	G	6-2	Jr.	Suwanee, Ga./Georgia Tech
40	Jatarie White	F	6-4	So.	Charlotte, N.C./Providence Day
41	Alaina Coates	C	6-4	Jr.	Irmo, S.C./Dutch Fork
44	India Farmer	F	6-0	Jr.	North Myrtle Beach, S.C./North Myrtle Beach

* indicates will sit out 2015-16 due to NCAA transfer rules

Head Coach: Dawn Staley

Assoc. Head Coach: Lisa Boyer; **Assistant Coaches:** Nikki McCray-Penson, Fred Chmiel

Great Gamecock Fans

South Carolina leads the nation in average attendance at 14,831 and is one of just two programs averaging at least 10,000 fans this season. (Both are in the SEC as Tennessee joins the Gamecocks with a 10,285 average.) In fact, 11 of the top 15 attended games in NCAA Division I women's basketball this season were played at Colonial Life Arena, including seven of the top 10 and three of the top five.

Delving more deeply into the numbers, South Carolina's Colonial Life Arena's capacity of 18,000 makes it the seventh-largest women's basketball venue in the nation. South Carolina is the only one of those selling over 50 percent of their capacity as Gamecocks fans are filling Colonial Life Arena at 82.39 percent capacity, the highest of any facility seating at least 10,000 and fifth overall.

Prior to 2015-16, the Gamecocks led the nation in average attendance increase in each of the previous two seasons and paced the country in average attendance in 2014-15 at 12,293. In the last two seasons South Carolina has played in front of over 10,000 fans at Colonial Life Arena 26 times, including every game this season. The program enjoyed its first sell out at Colonial Life Arena when 18,000 fans turned out to watch the No. 2/2 Gamecocks take on No. 1/1 UConn on Feb. 8, 2016.

Double-Double Trouble

Junior center Alaina Coates joined some elite company in South Carolina history recently, becoming just the second player to amass 1,000 career points and 800 career rebounds prior to her senior season. She hit the rebound mark with the first of her 11 boards against Florida (Feb. 11) and joined the 1,000-point club in the first 30 seconds of the win over No. 20/- Missouri (Jan. 10) to become the 10th Gamecock overall to achieve both plateaus in her career.

This season, Coates leads the SEC with a career-high 13 double-doubles and averages a double-double in league play with her SEC-best 10.8 rebounds per game and 11.2 points per outing, which ranks 19th in

the league. She is just shy of average a double-double overall with an SEC-best 9.9 rebounds per game to go with 11.8 points per game.

With 35 career double-doubles, during which the Gamecocks are 34-1, she is fifth in program history in that category, becoming the first new entry in the top five since Marsha Williams moved into the No. 2 spot in 1992-93 with 44. (The school record of 70 belongs to Sheila Foster, 1979-82.) With three straight double-doubles to open league play, Coates matched and then broke Williams' school record for double-doubles in SEC action, previously 11 now 17.

The SEC's active leader with 161 career blocks, Coates is third in South Carolina history in the category. She is just 16 shy of Lakesha Tolliver's (2004-07) career record of 177 and three out of second place (Elem Ibiam, 2012-15).

Mitchell's March

Senior guard Tiffany Mitchell's work ethic and competitive fire have made her an annual part of the national player of the year conversations, and expectations have been the same this season for the two-time All-American and reigning back-to-back SEC Player of the Year. Ranking among the SEC's best in numerous categories over the last three seasons, Mitchell is steadily moving up various Gamecocks' career charts as well.

Here are a few of the career benchmarks she has a chance to catch:

Category	Current	Chasing	To Go
Points	1,750 (6th)	1,791 (5th)	41
3FG Made	163 (5th)	208 (4th)	45
3FG Att.	400 (9th)	405 (8th)	5
FT Made	421 (3rd)	473 (2nd)	52
FT Att.	544 (6th)	545 (5th)	1
Steals	215 (T-7th)	227 (6th)	12
Minutes	3,897 (3rd)	4,013 (3rd)	116
Games Played	130 (T-3rd)	134 (2nd)	1
Games Started	127 (1st)	—	—

Gamecocks Coming Soon!

Head coach Dawn Staley signed two Gamecocks in the early period, adding espnW Top 100 recruits Araion Bradshaw (Hyde Park, Mass./Tabor Academy) and Mikiah "Kiki" Harrigan (Pembroke Pines, Fla./Flanagan) to the South Carolina's 2016-17 roster.

Bradshaw is ranked No. 32 overall in the class and is the No. 10 guard in the group. An athletic, explosive athlete, she averaged nearly 12.0 points as a junior and was just as disruptive on the defensive end. The 5-foot-6 point guard helped Tabor Academy to the finals of the New England Prep School Athletic Council Class A Tournament and earned a spot on the All-New England Team.

Harrigan is the 12th-ranked forward in the nation and comes in at No. 74 overall in the espnW rankings. The 6-foot-2 forward averaged 15.7 points and 9.1 rebounds as a junior to earn Florida Association of Basketball Coaches Class 8A All-State first-team honors.

South Carolina's Record When...

	vs. Ranked	SEC	All		vs. Ranked	SEC	All
Record.....	11-1	13-0	25-1	No South Carolina players foul out	10-1	12-0	23-1
Playing a ranked opponent.....	11-1	8-0	11-1	One or more SC players foul out.....	1-0	1-0	2-0
Playing at home	6-1	7-0	13-1	Assist on less than half of field goals made	4-1	1-0	7-1
Playing on the road	4-0	6-0	9-0	Assist at least half of field goals made.....	7-0	12-0	18-0
Playing at neutral site	1-0	0-0	3-0	Assist on at least 2/3 of field goals made	1-0	3-0	5-0
Leading at half	6-0	9-0	19-0	Scoring more pts. in paint than opponent	11-0	12-0	24-0
Trailing at half	5-1	3-0	5-1	Scoring equal/less pts. in paint than opp.	0-1	1-0	1-1
Tied at half		1-0	1-0	Scoring more pts. off TOs than opponent	8-0	10-0	19-0
Playing an overtime game	0-0	0-0	0-0	Scoring equal/less pts. off TOs than opp.	3-1	3-0	6-1
0 players score in double figures	0-0	0-0	0-0	Scoring more 2nd-chance pts.	6-0	7-0	17-0
1 player scores in double figures	0-0	0-0	0-0	Scoring equal/less 2nd-chance pts.....	5-1	6-0	8-1
2 players score in double figures	3-0	2-0	4-0	Scoring more fast break pts.....	7-0	8-0	18-0
3 players score in double figures	5-1	5-0	10-1	Scoring equal/less fast break pts.....	4-1	5-0	7-1
4 players score in double figures	3-0	5-0	8-0	Wearing white uniforms.....	7-1	7-0	15-1
5 players score in double figures	0-0	1-0	3-0	Wearing black uniforms	4-0	5-0	9-0
More than 5 players in double figures.....	0-0	0-0	0-0	Wearing pink uniforms	0-0	1-0	1-0
Starters out-score opponent's starters	8-0	11-0	22-0	Playing in tournaments/classics	1-0		4-0
Opponent's starters score equal/more	3-1	2-0	3-1	Playing on live television	10-1	13-0	23-1
Bench out-scores opponent's bench	6-1	7-0	18-1	Playing in November.....	2-0		7-0
Opponent's bench scores equal/more.....	5-0	6-0	7-0	Playing in December.....	0-0		5-0
SC Starters out-score SC Bench.....	11-1	13-0	25-1	Playing in January	6-0	9-0	9-0
SC Bench out-scores/ties SC Starters.....	0-0	0-0	0-0	Playing in February	3-1	4-0	4-1
Shooting 50% or better	1-0	4-0	7-0	Playing in March.....	0-0	0-0	0-0
Shooting between 40-49%	9-0	7-0	15-0	Playing during the day.....	5-0	4-0	11-0
Shooting between 30-39%	1-0	2-0	3-0	Playing at night	6-1	9-0	14-1
Shooting less than 30%	0-0	0-0	0-0	Playing on Sunday.....	5-0	5-0	11-0
Opponent shoots 50% or better.....	0-0	0-0	0-0	Playing on Monday.....	1-1	1-0	1-1
Opponent shoots between 40-49%	2-1	5-0	7-1	Playing on Tuesday.....	0-0		1-0
Opponent shoots between 30-39%	8-1	6-0	13-1	Playing on Wednesday.....	0-0		2-0
Opponent shoots less than 30%	1-0	2-0	5-0	Playing on Thursday.....	3-0	7-0	7-0
Shooting better than opponent.....	11-0	12-0	24-0	Playing on Friday	2-0		2-0
Shooting worse than/equal to opponent.....	0-1	1-0	1-1	Playing on Saturday.....	0-0		1-0
Having more FTs made than opponent	10-0	11-0	22-0	Margin is less than 5 pts.	2-0	1-0	3-0
Having equal/less FTs made than opponent	1-1	2-0	3-1	Margin is between 5-9.....	4-0	3-0	4-0
Out-rebounding opponent	9-0	11-0	22-0	Margin is between 10-19.....	4-1	7-0	11-1
Having equal/less rebounds than opponent	2-1	2-0	3-1	Margin is 20 pts. or more	1-0	2-0	7-0
Having more TOs than opponent	6-1	4-0	8-1	Having a 20-pt. scorer.....	8-0	9-0	14-0
Having equal or less TOs than opponent.....	5-0	9-0	17-0	Having a 30-pt. scorer.....	0-0	0-0	0-0
Attempting more FT than 3FG.....	11-1	12-0	20-1	Scoring 49 points or less.....	0-0	0-0	0-0
Attempting equal/less FT than 3FG	0-0	1-0	5-0	Scoring 50-59 points.....	2-1	2-0	2-1
Making 5 or more 3FGs.....	2-0	8-0	15-0	Scoring 60-69 points.....	3-0	2-0	7-0
Making less than 5 3FGs.....	9-1	5-0	10-1	Scoring 70-79 points.....	3-0	5-0	6-0
Making no 3 FGs.....	0-0	0-0	0-0	Scoring 80-89 points.....	3-0	4-0	8-0
Attempting 15 or more 3FGs.....	2-0	7-0	14-0	Scoring 90-99 points.....	0-0	0-0	2-0
Attempting less than 15 3FGs.....	9-1	6-0	11-1	Scoring 100 points or more.....	0-0	0-0	0-0

2015-16 Team High/Low

South Carolina Highs	South Carolina Lows	Category	Opponent Lows	Opponent Highs
92 vs. UNCG, 11/15	55 vs. UConn, 2/8	Points in Game	32, Arkansas, 1/3	80, Ohio State, 11/13
86 vs. Florida, 2/11	57 at Mississippi State, 1/24	(SEC)	32, Arkansas, 1/3	71, Florida, 2/11
56 (2nd) vs. Hampton, 12/16	22 (1st) at Mississippi State, 1/24	Points in a Half	13 (1st), Georgia, 2/18	47 (1st), Ohio State, 11/13
		(SEC)	13 (1st), Winthrop, 12/13	
45 (2nd) at Texas A&M, 1/31	22 (1st) at Mississippi State, 1/24		13 (1st), Georgia, 2/18	41 (2nd), Missouri, 1/10
45 (2nd) at Kentucky, 1/14				
35 (2nd) vs. Arkansas, 1/3	7 (1st) at Mississippi State, 1/24	Points in a Quarter	4 (2nd), Georgia, 2/18	26 (1st), Ohio State, 11/13
35 (2nd) vs. Arkansas, 1/3	7 (1st) at Mississippi State, 1/24	(SEC)	4 (2nd), Georgia, 2/18	24 (4th), Missouri, 1/10
35 vs. CSUB, 11/28	18 at Tennessee, 2/15	Field Goals Made	13, Arkansas, 1/3	28, Kentucky, 2/4
35 vs. UNCG, 11/15		(SEC)		
33 vs. Arkansas, 1/3	18 at Tennessee, 2/15		13, Arkansas, 1/3	28, Kentucky, 2/4
69 vs. Ohio State, 11/13	49 at Tennessee, 2/15	Field Goal Attempts	43, at Clemson, 11/18	80, Ohio State, 11/13
68 vs. Ole Miss, 1/28	49 at Tennessee, 2/15	(SEC)	53, at Tennessee, 2/15	69, Florida, 2/11
			53, at Vanderbilt, 1/7	69, Kentucky, 2/4
.548 (34-62) vs. Winthrop, 12/13	.365 (23-63) at Clemson, 11/18	FG Percentage	.241 (13-54), Arkansas, 1/3	.481 (26-54), Ole Miss, 1/28
.524 (33-63) vs. Arkansas, 1/13	.367 (18-49) at Tennessee, 2/15	(SEC)	.241 (13-54), Arkansas, 1/3	.481 (26-54), Ole Miss, 1/28
11 vs. Arkansas, 1/3	1 vs. Arizona State, 11/17	3-Point FG Made	1, Arkansas, 1/3	10, Ohio State, 11/13
		(SEC)	1, Winthrop, 12/13	
11 vs. Arkansas, 1/3	2 vs. Kentucky, 2/4		1, Arkansas, 1/3	9, at Auburn, 1/21
	2 at Texas A&M, 1/31			
	2 vs. Texas A&M, 1/17			
25 at Clemson, 11/18	10 vs. Duke, 12/6	3-Point FG Attempts	7, Texas A&M, 1/17	23, vs. ECU, 12/20
		(SEC)	7, at Clemson, 11/18	23, Ohio State, 11/13
23 vs. Ole Miss, 1/28	11 at Texas A&M, 1/31		7, Texas A&M, 1/17	27, at Auburn, 1/21
23 vs. Arkansas, 1/3				
32 vs. Missouri, 1/10	8 vs. Arkansas, 1/3	Free Throws Made	3, Georgia, 2/18	18, Missouri, 1/10
		(SEC)		18, Ohio State, 11/13
32 vs. Missouri, 1/10	8 vs. Arkansas, 1/3		3, Georgia, 2/18	18, Missouri, 1/10
43 vs. Missouri, 1/10	12 vs. Winthrop, 12/13	Free Throw Attempts	6, Georgia, 2/18	25, at UCLA, 11/22
		(SEC)	6, at Texas A&M, 1/31	
43 vs. Missouri, 1/10	13 vs. Arkansas, 1/3		6, Georgia, 2/18	22, at Tennessee, 2/15
			6, at Texas A&M, 1/31	
.875 (14-16) at UCLA, 11/22	.478 (11-23) at Vanderbilt 1/7	FT Percentage	.267 (4-15), Winthrop, 12/13	1.00 (6-6) at Texas A&M, 1/31
.800 (20-25) at Texas A&M, 1/31	.478 (11-23) at Vanderbilt, 1/7	(SEC)	.500 (3-6), Georgia, 2/18	1.00 (6-6) at Texas A&M, 1/31
			.500 (5-10), Arkansas, 1/3	
54 vs. ECU, 12/20	30 at Vanderbilt, 1/7	Rebounds	19, Hampton, 12/16	43, at Tennessee, 2/15
	30 at Hawaii, 11/29	(SEC)		43, Texas A&M, 1/17
48 vs. Arkansas, 1/3	30 at Tennessee, 2/15		26, Arkansas, 1/3	43, at Kentucky, 1/14
	30 at Vanderbilt, 1/7			43, at Tennessee, 2/15
				43, Texas A&M, 1/17
				43, at Kentucky, 1/14
25 vs. UNCG, 11/15	6 vs. Arizona State, 11/27	Assists	3, Ohio State, 11/13	16, at Texas A&M, 1/31
25 vs. Winthrop, 12/13		(SEC)		16, vs. CSUB, 11/28
24 vs. Ole Miss, 1/28	9 at Mississippi State, 1/24		6, at Tennessee, 2/15	16, at Texas A&M, 1/31
15 vs. UNCG, 11/15	3 at Kentucky, 1/14	Steals	0, at Clemson, 11/18	13, Florida, 2/11
	3 vs. Hampton, 12/16	(SEC)		13, at UCLA, 11/22
14 vs. Missouri, 1/10	3 at Kentucky, 1/14			13, Ohio State, 11/13
16 vs. Winthrop, 12/13	0 at Vanderbilt, 1/7		3, at Kentucky, 1/14	13, Florida, 2/11
10 at Kentucky, 1/14	0 at Vanderbilt, 1/7	Blocked Shots	0, at Clemson, 11/18	10, Ohio State, 11/13
		(SEC)	1, vs. Kentucky, 2/4	7, Texas A&M, 1/17
			1, at Auburn, 1/21	
			1, at Vanderbilt, 1/7	
			1, Arkansas, 1/3	
21 vs. Florida, 2/11	5 vs. CSUB, 11/28	Turnovers	9, Hampton, 12/16	21, Georgia, 2/18
21 at Mississippi State, 1/24	5 at Clemson, 11/18	(SEC)	9, at UCLA, 11/22	21, UNCG, 11/15
21 vs. Arizona State, 11/27				
21 at UCLA, 11/22				
21 vs. Florida, 2/11	11 at Kentucky, 1/14		11, Kentucky, 2/4	21, Georgia, 2/18
21 at Mississippi State, 1/24	11 at Vanderbilt, 1/7			
22 vs. Missouri, 1/10	11 vs. Ole Miss, 1/28	Fouls	16, UConn, 2/8	34, Missouri, 1/10
22 at Hawaii, 11/29	11 vs. Arkansas, 1/3	(SEC)	16, at Auburn, 1/21	
22 vs. Missouri, 1/10	11 vs. Ole Miss, 1/28		16, at Auburn, 1/21	32, Missouri, 1/10
	11 vs. Arkansas, 1/3			

2015-16 Individual Superlatives

Category	South Carolina	Opponent
Points in Game (SEC)	29 by Alaina Coates vs. Winthrop, 12/13 27 by Alaina Coates vs. Kentucky, 2/4 27 by A'ja Wilson at Texas A&M, 1/31	36 by Kelsey Mitchell, Ohio State, 11/13 26 by Shandricka Sessom, Ole Miss, 1/28
Points in a Half	20 (2nd) by A'ja Wilson vs. Duke, 12/6 18 (2nd) by Tiffany Mitchell at Texas A&M, 1/31	21 (2nd) by Kelsey Mitchell, Ohio State, 11/13 17 (2nd) by Carla Batchelor, Florida, 2/11 17 (2nd) by Makayla Epps, Kentucky, 2/4
Points in a Quarter (SEC)	15 (3rd) by Tina Roy vs. Arkansas, 1/3 15 (3rd) by Tina Roy vs. Arkansas, 1/3	13 (3rd) by Makayla Epps, Kentucky, 2/4 13 (4th) by Kelsey Mitchell, Ohio State, 11/13 13 (3rd) by Makayla Epps, Kentucky, 2/4
Field Goals Made (SEC)	13 by Alaina Coates vs. Winthrop, 12/13 11 by A'ja Wilson vs. Texas A&M, 1/17 11 by A'ja Wilson at Kentucky, 1/14	11 by Shandricka Sessom, Ole Miss, 1/28 11 by Shandricka Sessom, Ole Miss, 1/28
Field Goal Attempts (SEC)	19 by A'ja Wilson vs. Texas A&M, 1/17 19 by A'ja Wilson vs. Duke, 12/6 19 by A'ja Wilson vs. Texas A&M, 1/17	25 by Victoria Vivians, at Mississippi State, 1/24 25 by Victoria Vivians, at Mississippi State, 1/24
FG Percentage (SEC)	1.00 (3-3) by Alaina Coates vs. Missouri, 1/10 1.00 (3-3) by Tina Roy vs. Elon, 12/22 1.00 (3-3) by Shay Colley vs. CSU Bakersfield, 11/28 1.00 (3-3) by Alaina Coates vs. Missouri, 1/10	1.00 (3-3) by Tra'Cee Tanner, at Auburn, 1/21 1.00 (3-3) by Tra'Cee Tanner, at Auburn, 1/21
3-Point FG Made (SEC)	7 by Tina Roy vs. Arkansas, 1/3 7 by Tina Roy vs. Arkansas, 1/3	5 by Katie Frerking, at Auburn, 1/21 5 by Katie Frerking, at Auburn, 1/21
3-Point FG Attempts (SEC)	12 by Tina Roy vs. Arkansas, 1/3 12 by Tina Roy vs. Arkansas, 1/3	12 by Katie Frerking, at Auburn, 1/21 12 by Katie Frerking, at Auburn, 1/21
3-Point FG Percentage (SEC)	1.00 (3-3) by Tina Roy vs. Elon, 12/22 .750 (3-4) by Tina Roy at Mississippi State, 1/24	.800 (4-5) by Ameryst Alston, Ohio State, 11/13 .600 (3-5) by Jordan Jones, Texas A&M, 1/17
Free Throws Made (SEC)	9 by A'ja Wilson at Tennessee, 2/15 9 by A'ja Wilson at Texas A&M, 1/31 9 by A'ja Wilson at Tennessee, 2/15 9 by A'ja Wilson at Texas A&M, 1/31	12 by Kelsey Mitchell, Ohio State, 11/13 12 by Kelsey Mitchell, Ohio State, 11/13 9 by Bashaara Graves, at Tennessee, 2/15
Free Throw Attempts (SEC)	12 by Alaina Coates vs. Kentucky, 2/4 12 by Alaina Coates vs. Missouri, 1/10 12 by Alaina Coates vs. Kentucky, 2/4 12 by Alaina Coates vs. Missouri, 1/10	13 by Kelsey Mitchell, Ohio State, 11/13 13 by Kelsey Mitchell, Ohio State, 11/13 10 by Bashaara Graves, at Tennessee, 2/15
FT Percentage (SEC)	1.000 (7-7) by Tiffany Mitchell vs. Florida, 2/11 1.000 (7-7) by Tiffany Mitchell vs. Florida, 2/11	1.00 (6-6) by Ketara Chapel, at Mississippi State, 1/24 1.00 (6-6) by Jada Payne, East Carolina, 12/20 1.00 (6-6) by Ketara Chapel, at Mississippi State, 1/24
Rebounds (SEC)	16 by Alaina Coates vs. Winthrop, 12/13/15 14 by Alaina Coates vs. Ole Miss, 1/28	15 by Shayla Cooper, Ohio State, 11/13 10 by Bashaara Graves, at Tennessee, 2/15 10 by Batouly Camara, at Kentucky, 1/14
Assists (SEC)	6 by Alaina Coates at Texas A&M, 1/31 6 by Khadijah Sessions vs. Winthrop, 12/13 6 by Bianca Cuevas vs. CSU Bakersfield, 11/28 6 by Asia Dozier vs. UNCG, 11/15 6 by Tina Roy vs. UNCG, 11/15 6 by Alaina Coates at Texas A&M, 1/31	9 by Jordan Jones, at Texas A&M, 1/31
Steals (SEC)	6 by Khadijah Sessions, Georgia, 2/18 6 by Khadijah Sessions, Georgia, 2/18	6 by Jordin Canada, at UCLA, 11/22 3 by Tiaria Griffin, Georgia, 2/18 3 by Merritt Hempe, Georgia, 2/18 3 by Shequila Joseph, Ole Miss, 1/28
Blocked Shots (SEC)	10 by Alaina Coates vs. Winthrop, 12/13 8 by A'ja Wilson vs. Texas A&M, 1/17 8 by A'ja Wilson at Kentucky, 1/14	5 by Breanna Stewart, UConn, 2/8 3 by Merritt Hempe, Georgia, 2/18 3 by Khaalia Hillsman, at Texas A&M, 1/31
Turnovers (SEC)	8 by Tiffany Mitchell vs. Ohio State, 11/13 7 by Doniyah Cliney vs. Florida, 2/11 7 by Tiffany Mitchell at Mississippi State, 1/24	8 by Shayla Cooper, Ohio State, 11/13 6 by Courtney Williams, at Texas A&M, 1/31

Gamecock Career Highs

Alaina Coates

Pts	29 vs. Winthrop, 12/13/15
FG	13 vs. Winthrop, 12/13/15
FGA	16 vs. Vanderbilt, 1/5/14
FG %	1.000 (7-7) vs. SC St, 12/22/13
FT	11 at San Diego St., 11/23/13
FTA	15 at San Diego St., 11/23/13
FT %	1.000 (10-10) vs. North Carolina, 3/27/15
Reb	17 vs. Kentucky, 1/9/14
Off Reb	7 vs. Kentucky, 1/9/14
Def Reb	13 vs. CSU Northridge, 3/23/14
Blk	10 vs. Winthrop, 12/13/15
Stl	4 at Tennessee, 2/15/16
Asst	6 at Texas A&M, 1/31/16
Min	38 at Texas A&M, 1/31/16

Bianca Cuevas

Pts	21 at Ole Miss, 2/1/15
FG	8 vs. CSUB, 11/28/15
FGA	14 at Georgia, 2/5/15
FG %	.833 (5-6) at Hampton, 12/17/14
3FG	2, 5x, last vs. CSUB, 11/28/15
3FGA	6 vs. Clemson, 11/20/14
3FG %	.667 (2-3) at Hampton, 12/17/14
FT	9 at Ole Miss, 2/1/15
FTA	11 at Ole Miss, 2/1/15
FT %	1.000 (5-5) vs. Syracuse, 3/22/15
Reb	4, 6x, last vs. Duke, 12/6/15
Off Reb	3 vs. Alabama, 1/29/15
Blk	2, 2x, last vs. UConn, 2/8/16
Stl	5 Missouri, 1/10/16
Asst	6 vs. CSUB, 11/28/15
Min	29 at Hawaii, 11/29/15

Asia Dozier

Pts	16, 2x, at San Diego St., 11/23/13
FG	6, 2x, last at Alabama, 1/8/15
FGA	13 at San Diego St., 11/23/13
FG %	1.00 (4-4) at Kentucky, 2/14/13
3FG	4, 2x, last vs. Syracuse, 3/22/15
3FGA	10 at San Diego St., 11/23/13
3FG %	1.000 (2-2), 3x, last vs. East Carolina, 12/20/15
FT	4, 3x, last vs. Florida State, 3/29/15
FTA	7 vs. Elon, 11/9/12
FT %	1.000 (4-4), 2x, last vs. Florida State, 3/29/15
Reb	10 vs. Elon, 11/9/12
Off Reb	4 vs. Elon, 11/9/12
Blk	3 at Kentucky, 3/1/15
Stl	2, 9x, last vs. Hampton, 12/16/15
Asst	6, 3x, last vs. UNCG, 11/15/15
Min	40 at Arkansas, 1/2/14

India Farmer

Pts	3, 2x, last vs. Alabama, 1/19/14
FGA	3 vs. NC Central, 12/2/13
3FGA	2 vs. NC Central, 12/2/13
FT	2 at Florida, 1/19/15
FTA	2, 2x, last, at Florida, 1/19/15
FT %	1.000 (2-2) at Florida, 1/19/15
Reb	3 vs. NC Central, 12/2/13
Blk	2 vs. UNCG, 11/15/15
Min	11 vs. NC Central, 12/2/13

Sarah Imovbioh

Pts	19 vs. Hampton, 12/16/15
FG	6, 2x, last vs. UConn, 2/8/16
FGA	8 vs. Hampton, 12/16/15
FG %	1.00 (6-6) vs. UConn, 2/8/16
FT	7 vs. Hampton, 12/16/15
FTA	9 vs. Hampton, 12/16/15
FT %	.777 (7-9) vs. Hampton, 12/16/15
Reb	12 vs. East Carolina, 12/20/15
Off Reb	7 vs. Ole Miss, 1/28/16
Def Reb	8 vs. East Carolina, 12/20/15
Stl	2, 2x, last at Clemson, 11/18/15
Asst	2, 2x, last vs. Missouri, 1/10/16
Min	24 vs. Hampton, 12/16/15

Tiffany Mitchell

Pts	25 vs. Georgia, 2/27/14
FG	8, 7x, last at Vanderbilt, 1/7/16
FGA	17, 2x, last at Texas A&M, 1/31/16
FG %	.857 (6-7) vs. Savannah State, 12/14/14
3FG	6, 2x, last at Hampton, 12/17/14
3FGA	8, 2x, last at Hampton, 12/17/14
3FG %	1.000 (6-6) vs. San Diego State, 11/23/14
FT	13 vs. CSU Northridge, 3/23/14
FTA	17 vs. CSU Northridge, 3/23/14
FT %	1.000 (10-10) vs. Georgia, 2/27/14
Reb	11, 5x, last at Arkansas, 1/2/14
Off Reb	6 at Florida, 1/20/13
Blk	3 at Arkansas, 2/19/15
Stl	7 vs. NC Central, 12/1/14
Asst	9 at San Diego State, 11/23/13
Min	40, 3x, last vs. Texas A&M, 1/17/16

Tina Roy

Pts	21 vs. Arkansas, 1/3/16
FG	7 vs. Arkansas, 1/3/16
FGA	14 at UCLA, 11/22/15
FG %	1.000 (4-4) at Alabama, 1/8/15
3FG	7 vs. Arkansas, 1/3/16
3FGA	12 vs. Arkansas, 1/3/16
3FG %	1.000 (3-3), 2x, last vs. Elon, 12/22/15
FT	4 at Southern Cal, 11/25/13
FTA	4, 4x, last vs. Georgia, 2/27/14
FT %	1.000 (4-4) at Southern Cal, 11/25/13
Reb	8 at Mississippi State, 2/6/14
Off Reb	3, 2x, last vs. CSU Northridge, 3/23/14
Blk	2 vs. Mississippi State, 2/6/14
Stl	3, 2x, last vs. Ole Miss, 1/28/16
Asst	10 vs. Savannah State, 12/14/14
Min	37 at UCLA, 11/22/15

Khadijah Sessions

Pts	19 vs. Auburn, 2/3/13
FG	6, 2x, last vs. Seton Hall, 11/17/13
FGA	15 at Missouri, 2/28/13
FG %	.833 (5-6) vs. LSU, 2/12/15
3FG	3, 4x, last vs. LSU, 3/7/15
3FGA	6, 3x, last vs. Kentucky, 1/11/15
3FG %	1.00 (3-3) at Kentucky, 2/20/14
FT	8, 2x, last at Tennessee, 2/15/16
FTA	12 vs. Missouri, 2/2/14
FT %	1.00 (5-5) at Kentucky, 2/20/14
Reb	6 vs. Clemson, 11/20/14
Off Reb	3, 3x, last at Vanderbilt, 1/7/16
Stl	6 vs. Georgia, 2/18/16
Asst	8 vs. NC Central, 12/1/14
Min	39 at Texas A&M, 1/31/16

Jatarie White

Pts	14 vs. East Carolina, 12/20/15
FG	5, 2x, last vs. East Carolina, 12/20/15
FGA	12 vs. Clemson, 11/20/14
FG %	.626 (5-8) vs. East Carolina, 12/20/15
FT	5 vs. Missouri, 1/10/16
FTA	6, 2x, last vs. Missouri, 1/10/16
FT %	1.000 (2-2), 2x, last vs. Hampton, 12/16/15
Reb	9 vs. Winthrop, 12/13/15
Off Reb	4 at Clemson, 11/18/15
Def Reb	8 vs. Winthrop, 12/13/15
Blk	4 vs. Winthrop, 12/13/15
Stl	2 vs. Syracuse, 3/22/15
Asst	2, 4x, last at Clemson, 11/18/15
Min	22 vs. San Diego St., 11/23/14

A'ja Wilson

Pts	28 vs. Duke, 12/6/15
FG	11, 2x, last vs. Texas A&M, 1/17/16
FGA	19, 2x, last vs. Texas A&M, 1/17/16
FG %	.800 (8-10) vs. Savannah State, 12/14/14
FT	11 vs. LSU, 2/12/15
FTA	15 vs. LSU, 2/12/15
FT %	1.00 (5-5), 2x, last vs. Ole Miss, 1/28/16
Reb	19 at Kentucky, 3/1/15
Off Reb	6, 3x, last at Kentucky, 1/14/16
Def Reb	14 at Kentucky, 3/1/15
Blk	8, 2x, last vs. Texas A&M, 1/17/16
Stl	3, 4x, last vs. Central Michigan, 12/20/14
Asst	4 vs. CSUB, 11/28/15
Min	39 at Texas A&M, 1/31/16

The Last Time...

Individual

Scored 50 Points

South Carolina 51, Jocelyn Penn vs. Stetson, 1/4/03
Opponent Never

Scored 40 Points

South Carolina 51, Jocelyn Penn vs. Stetson, 1/4/03
Opponent 46, Cornelia Gayden, LSU, 1/14/95

Scored 30 Points

South Carolina 30, Ieasia Walker vs. Clemson, 11/18/10
Opponent 36, Kelsey Mitchell, Ohio State, 11/13/15

Grabbed 20 Rebounds

South Carolina 25, Kelsey Bone vs. Boston University, 12/28/09
Opponent 24, Courtney Paris, Oklahoma, 12/30/07

Grabbed 15 Rebounds

South Carolina 15, Alaina Coates vs. East Carolina, 12/20/15
Opponent 15, Shayla Cooper, Ohio State, 11/13/15

Two Players with 20 or More Points

South Carolina A'ja Wilson 27/Tiffany Mitchell 20 at Texas A&M, 1/31/16
Opponent Kelsey Mitchell 36/Ameryst Alston 23, Ohio State, 11/13/15

Two Players with 10 or More Rebounds

South Carolina A'ja Wilson 13/Alaina Coates 11 at Kentucky, 1/14/16
Opponent Breanna Stewart 10/Gabby Williams 10, UConn, 2/8/16

Had 10 Assists

South Carolina 10, Tina Roy vs. Savannah State, 12/14/14
Opponent 11, Marneshia Richard, Mississippi State, 1/21/07

Had Five Steals

South Carolina 6, Khadijah Sessions, Georgia, 2/18/16
Opponent 6, Jordyn Canada, at UCLA, 11/22/15

Had Five Blocked Shots

South Carolina 5, A'ja Wilson at Tennessee, 2/15/16
Opponent 5, Breanna Stewart, UConn, 2/8/16

Had a Double-Double

South Carolina Alaina Coates (14 pts/11 rebs) vs. Florida, 2/11/16
Opponent Bashaara Graves (13 pts/10 rebs), at Tennessee, 2/15/16

Two Players had a Double-Double

South Carolina Alaina Coates (12 pts/10 rebs)/A'ja Wilson (27 pts/10 rebs) at Texas A&M, 1/31/16
Opponent Sheila Boykin (12 pts/12 rebs)/Danielle Ballard (16 pts/12 rebs), LSU, 2/12/15

Three Players had a Double-Double

South Carolina Ashley Bruner (16 pts/12 rebs)/Aleighsa Welch (16 pts/ 11 rebs)/Elem Ibiam (12 pts/10 rebs) vs. Kansas, 3/25/13
Opponent Merlakia Jones (26 pts/10 rebs)/Takilya Davis (19 pts/13 rebs)/DeLisha Milton (14 pts/15 rebs), at Florida, 2/20/94

Had a Triple-Double

South Carolina Alaina Coates (29 pts/16 rebs/10 blks) vs. Winthrop, 12/13/15
Opponent Never

Team

Scored 100 Points

South Carolina 102 at Alabama, 1/8/15
Opponent 103, Clemson, 11/21/03

Won by 30 or More Points

South Carolina 85-32 (53) vs. Arkansas, 1/3/16
Opponent 66-34 (32), Georgia, 3/4/11

Shot 65% or Better from the Field

South Carolina .652 (45-69) vs. East Tennessee State, 12/19/00
Opponent Never

Shot 60% or Better from the Field

South Carolina .612 (30-49) vs. Florida State, 3/29/15
Opponent .604 (29-48), Vanderbilt, 1/18/01

Shot 50% or Better from the Field

South Carolina .520 (26-50) vs. Kentucky, 2/4/16
Opponent .554 (31-56), at UConn, 2/9/15

No Players in Double-Figure Points

South Carolina at Auburn, 1/19/12
Opponent Arkansas, 1/3/16

Five Players in Double-Figure Points

South Carolina vs. Arkansas, 1/3/16
Opponent Arkansas, 2/14/10

More Than Five Players in Double-Figure Points

South Carolina 6 vs. Syracuse, 3/22/15
Opponent 6 at Georgia, 2/13/03

Faced AP Top-25 Opponent

Win 62-56 at No. 24 Tennessee, 2/15/16
Loss 56-67 at No. 13 Kentucky, 3/1/15

Faced AP Top-10 Opponent

Win 70-63 at No. 10 Texas A&M, 1/31/16
Loss 87-62 at No. 2 UConn, 2/9/15

Faced AP Top-5 Opponent

Win 62-46 vs. No. 5 Tennessee, 3/8/15
Loss 87-62 at No. 2 UConn, 2/9/15

Faced AP No. 1 Team

Win Never
Loss 54-66 vs. No. 1 UConn, 2/8/16

Overtime Game

Win 58-55 vs. Drexel, 11/28/12
Loss 65-57 at Texas A&M, 1/16/14

Double-Overtime Game

Win 92-91 at Florida State, 2/4/91
Loss 92-94 at Clemson, 11/19/09

South Carolina Was Ranked (AP Poll)

No. 1 2/9/15
Top 5 No. 3, 2/15/16
Top 10 No. 8, 3/17/14
Top 25 No. 13, 12/30/13

Dawn Staley

Head Coach
8th Season at South Carolina
Virginia, 1992



When three-time Olympic gold medalist Dawn Staley took the reins of the University of South Carolina women's basketball program on May 10, 2008, the Gamecocks' stature immediately rose not just in the Southeastern Conference but on the national stage as well. Building on a foundation of hard work, defensive effort and a "team first" mentality, South Carolina began to realize those expectations in 2011-12, and the program has continued to thrive. The Gamecocks boast five straight 25-win seasons, which include three SEC regular-season championships (2014, 2015, 2016), an SEC Tournament title (2015), an NCAA Final Four appearance (2015) and two other Sweet 16 seasons (2012, 2014), the program's first ever No. 1 national ranking and a school-record 34 wins in 2014-15. Staley's success has united every demographic in the state of South Carolina as the Gamecocks' fan based has tripled over the last three seasons, leading the nation in home attendance in 2014-15 at 12,293 fans per game and pacing the country in attendance increase in 2013-14 and 2014-15.

While her coaching career is blossoming, Staley is still recognized for her body of work as a one of the most decorated participants in United States women's basketball history. The Naismith Memorial Basketball Hall of Fame solidified her legacy with her enshrinement into the Hall as part of the Class of 2013. The Phoenix Club of Philadelphia established the Dawn Staley Award recognizing the nation's top guard in women's Division I basketball in 2013 as well. Staley was inducted into the Women's Basketball Hall of Fame as part of the Class of 2012 and was one of the final nominees for induction to the U.S. Olympic Hall of Fame the same year. In the summer of 2011, the WNBA recognized her as one of the league's "Top 15," honoring the most influential players in the league's history.

In her 16th season as a head coach, Staley has led her teams to seven 25-win seasons, a total of 12 postseason appearances (two WNIT) and 49 weeks in the Associated Press top 10, including 12 in the No. 1 spot.

In her first seven seasons at the helm of the Gamecocks, Staley has been named National Coach of the Year (2014, *Basketball Times*), a Naismith National Coach of the Year Finalist (2014, 2015), SEC Coach of the Year (2014, *Coaches and AP*; 2015, *Coaches*) and BCA Female Coach of the Year (2012). She has coached two All-Americans, 16 All-SEC selections, six SEC All-Freshman team selections, two SEC Player of the Year choices, an SEC Sixth Player of the Year, an SEC Defensive Player of the Year and three SEC Freshman of the Year winners. South Carolina has turned in historic seasons each of the last four, especially standing out among the program's 24 seasons in the SEC, posting 25 wins in 2011-12 and 2012-13, 29 wins in 2013-14 and a school-record 34 victories in 2014-15. The Gamecocks have won more SEC games than the season before in each of Staley's last six seasons, and her now 80 SEC victories are more than any other Gamecock coach, accounting for 56.3 percent of the program's total 144 league wins. She has helped the Gamecocks to five of the program's six top-four finishes in the SEC, including the first regular-season championship in 2013-14 and making it three straight titles in 2016. Her 113 overall wins in the previous four seasons mark the most successful four-year stretch in program history. Off the court, Staley's Gamecocks have been active in the community and thriving in the classroom. Every student-athlete who completed her eligibility under Staley at South Carolina has graduated or is on track to graduate, and the team GPA has been over 3.0 for the last six semesters. During the historic 2014-15 season, eight Gamecocks posted at least a 3.0 GPA for the year.

Year-by-Year Coaching Record

Year	School	Record	Conf. Rec.	Conf. Finish	Postseason
2000-01	Temple	19-11	11-5	2nd East	WNIT
2001-02	Temple	20-11	12-4	2nd East	A-10 Tourn. Champ./NCAA 1st Round
2002-03	Temple	14-15	9-7	2nd East	
2003-04	Temple	21-10	14-2	1st East	A-10 Tourn. Champ./NCAA 1st Round
2004-05	Temple	28-4	16-0	1st East*	A-10 Tourn. Champ./NCAA 2nd Round
2005-06	Temple	24-8	12-4	3rd	A-10 Tourn. Champ./NCAA 1st Round
2006-07	Temple	25-8	13-1	2nd	NCAA 2nd Round
2007-08	Temple	21-13	12-2	T-1st	NCAA 1st Round
2008-09	South Carolina	10-18	2-12	11th	
2009-10	South Carolina	14-15	7-9	T-7th	
2010-11	South Carolina	18-15	8-8	T-5th	WNIT 2nd Round
2011-12	South Carolina	25-10	10-6	T-4th	NCAA Sweet 16
2012-13	South Carolina	25-8	11-5	T-4th	NCAA 2nd Round
2013-14	South Carolina	29-5	14-2	1st	NCAA Sweet 16
2014-15	South Carolina	34-3	15-1	T-1st	SEC Tourn. Champ./NCAA Final Four
2015-16	South Carolina	25-1	13-0	1st	
Career	16th season	352-155	179-68		
At SC	8th season	180-75	80-43		

Coaching Highlights

College

- 10 NCAA Tournament Appearances (4 at South Carolina)
- 11 20-Win Seasons (5 at South Carolina)
- 4 Regular-Season Conference Titles (SEC 2014, 2015, 2016; A-10 2008)
- 5 Conference Tournament Titles (SEC 2015; A-10 2002, 2004, 2005, 2006)
- 2-time Naismith National Coach of the Year Finalist (2014, 2015)
- *Basketball Times* National Coach of the Year (2014)
- 3-time WBCA Region Coach of the Year (Region 3 2014, 2015; Region 1 2005)
- Four-time Conference Coach of the Year (SEC 2014, 2015; A-10 2004, 2005)

USA Basketball

- Senior National Team Asst. Coach (2006-08, 2014-16) – FIBA World Championship gold medal (2014), Beijing Olympics gold medal (2008), FIBA Americas Championship gold medal (2007), FIBA World Championship bronze medal (2006)
- U19 National Team Head Coach – FIBA U19 World Championship gold medal (2015)
 - > 2015 USA Basketball co-National Coach of the Year
- U18 National Team Head Coach – FIBA U18 Americas Championship gold medal (2014)
- Pan Am Games Head Coach – Gold medal (2007)

Playing Highlights

U.S. Professional – 11 seasons

- Five-time WNBA All-Star (2001-03, 2005-06)
- Two-time ABL All-Star (1997, 1998)
- WNBA All-Decade Team

USA Basketball

- Olympic gold medalist (1996, 2000, 2004)
- Flag bearer for U.S. in Olympic Games Opening Ceremony (2004)
- Two-time USA Basketball Female Athlete of the Year (1994, 2004)

College – Virginia (1989-92)

- Kodak All-America (1990, 1991, 1992)
- Honda-Broderick Cup Award for Collegiate Female Athlete of the Year (1991)
- Two-time ACC Player of the Year (1991, 1992)
- NCAA Tournament MOP (1991)

Other Notables

- Naismith Memorial Basketball Hall of Fame, Class of 2013
- Women's Basketball Hall of Fame, Class of 2012



DONIYAH CLINEY

6-0 • R-Fr. • G • Newark, N.J. • Shabazz
Major: Sociology



2015-16

- Has played in 12 games following hand injury, drawing three starts
- Helped pace South Carolina's strong defensive effort against Georgia (Feb. 11) with a career-high three steals
- Scored five of team's first eight points in first career start against #16/19 Florida (Feb. 11) en route to first double-digit scoring game
- Efficient in relief of Tiffany Mitchell (injury) against #18/18 Kentucky (Feb. 4), notching seven points (3-of-4 shooting) that included a key bucket in transition during South Carolina's 10-2 run to end the game
- Scored her four points against Ole Miss (Jan. 28) during 13-4 fourth-quarter run to end Rebels' rally
- Made an impact on the boards against Ole Miss (Jan. 28), grabbing a career-best three rebounds in 12 minutes of action
- Showed her court vision at Auburn (Jan. 21) handing out three assists in the second half while capping the third quarter with her first career 3-pointer
- Added five points to win over No. 20/- Missouri (Jan. 10), finding her way in pace of play on both sides of the ball after not seeing game action since high school (2013-14)
- Made her South Carolina debut at Vanderbilt (Jan. 7), tallying two points in five minutes of action
- Was having great preseason before surgery on her right hand in early November ... had cast removed Dec. 17 and was fully cleared for practice in January

Miscellaneous

	Season	Career
10+ Points	1	1
5+ Assists	0	0
Tm-High Points	0	0
Tm-High Assists	0	0

Career Highs

Pts	10 vs. Florida, 2/11/16
Rebs	3, 2x, last vs. Florida, 2/11/16
Blks	
Stls	3 vs. Georgia, 2/18/16
Asssts	3 at Auburn, 1/21/16
Min	26 vs. Kentucky, 2/4/16

SEC Career Highs

Pts	10 vs. Florida, 2/11/16
Rebs	3, 2x, last vs. Florida, 2/11/16
Blks	
Stls	3 vs. Georgia, 2/18/16
Asssts	3 at Auburn, 1/21/16
Min	26 vs. Kentucky, 2/4/16

2015-16 Game-by-Game

Opponent	Date	GS	MIN	FG-A	3FG-A	FTA	Reb	A	TO	B	S	TP
Ohio State	11/13					— DNP	—					
UNCG	11/15					— DNP	—					
at Clemson	11/18					— DNP	—					
at UCLA	11/22					— DNP	—					
vs. Arizona State	11/27					— DNP	—					
vs. CSUB	11/28					— DNP	—					
vs. Hawaii	11/29					— DNP	—					
Duke	12/6					— DNP	—					
Winthrop	12/13					— DNP	—					
Hampton	12/16					— DNP	—					
vs. East Carolina	12/20					— DNP	—					
Elon	12/22					— DNP	—					
Arkansas	1/3					— DNP	—					
at Vanderbilt	1/7	5	1-2	0-0	0-0	0-0-0	0	0	0	0	0	2
Missouri	1/10	14	2-5	0-0	1-1	1-0-1	0	0	0	1	1	5
at Kentucky	1/14	5	0-2	0-0	0-0	0-0-0	0	0	0	0	0	0
Texas A&M	1/17					— DNP	—					
at Auburn	1/21	11	1-2	1-2	0-0	0-2-2	3	1	0	0	0	3
at Miss. State	1/24	9	0-0	0-0	1-4	0-0-0	0	1	0	0	0	1
Ole Miss	1/28	12	1-5	0-1	2-4	2-1-3	1	1	0	0	0	4
at Texas A&M	1/31	1	0-0	0-0	0-0	0-0-0	0	0	0	0	0	0
Kentucky	2/4	26	3-4	0-0	1-1	0-1-1	2	2	0	1	1	7
UConn	2/8	20	1-3	1-2	1-2	0-0-0	1	1	0	0	0	4
Florida	2/11	* 19	3-5	1-2	3-4	1-2-3	2	7	0	2	10	
at Tennessee	2/15	* 17	1-4	0-1	0-0	0-1-1	0	0	0	0	0	2
Georgia	2/18	* 23	0-3	0-2	1-2	0-2-2	0	2	0	3	1	

Career Stats at South Carolina

Year	GP	GS	Min	Avg	FG	FGA	Pct	3FG	FGA	Pct	FT	FTA	Pct	Off	Def	Tot	Avg	PF	FO	A	TO	Blk	Stl	Pts	Avg
2014-15	— Did Not Play —																								
2015-16	12	3	161	13.4	13	35	.371	3	10	.300	10	18	.556	4	9	13	1.1	20	0	9	15	0	7	39	3.3
Career	12	3	161	13.4	13	35	.371	3	10	.300	10	18	.556	4	9	13	1.1	20	0	9	15	0	7	39	3.3



ALAINA COATES

6-4 • Jr. • C • Irmo, S.C. • Dutch Fork
Major: Social Work



Career Highlights

- | | |
|--|---|
| Naismith Midseason Watch List (2015-16) | 2015 SEC All-Tournament Team |
| Wooden Award Watch List (2015-16) | 2015 Naismith Trophy Top 50 Watch List |
| SEC Player of the Week (Feb. 2) | 2014 SEC Co-6th Player of the Year (Coaches) |
| Preseason All-SEC First Team (Coaches, Media) | 2014 SEC Freshman of the Year (Coaches, AP) |
| 2015 SEC All-Defensive Team | 2014 Freshman All-America First Team (Full Court) |
| All-SEC 2nd Team (Coaches - 2014, 2015; AP - 2015) | 2014 SEC All-Freshman Team |
| 2015 NCAA Greensboro Region MOP | 5-time SEC Freshman of the Week (2013-14) |

Miscellaneous

	Season	Career
Triple-Double	1	1
Double-Double	13	35
20+ Points	3	11
10+ Points	17	64
10+ Rebounds	17	42
5+ Blocks	1	4
Tm-High Points	4	16
Tm-High Rebs.	18	52

2015-16

- Ranks 16th in the nation in double-doubles and 32nd in rebounding, leading the SEC in both
- Averaging a double-double in SEC play
- Holds third place in school history with 161 career blocks, just 16 away from the school record
- Became the 31st player in program history to net 1,000 career points and the 10th to do it with 800 rebounds
- Has tallied 13 double-doubles (11 in her last 18 games), including one triple-double
- Led team in rebounds 18 times – at Clemson, at UCLA, Winthrop, Hampton, vs. ECU, Elon, Arkansas, at Vandy, Missouri, Texas A&M, at Auburn, at Miss. St., Ole Miss, at Texas A&M, Kentucky, UConn, Florida, at Tennessee
- Scored eight of her 14 points in the second half against #16/19 Florida (Feb. 11), including six in the fourth quarter to go along with two key assists that helped the Gamecocks preserve their lead down the stretch
- Dominated both ends of the floor against #18/18 Kentucky (Feb. 4), especially down the stretch with 12 of her SEC career-high 27 points coming in the fourth quarter on 4-of-4 field goals and 4-of-5 free throws
- Quietly stuffed the stat sheet at #10/10 Texas A&M (Jan. 31), adding career-high six assists to her double-double and helping key a 10-0 fourth-quarter run that turned a deficit into a six-point lead with solid defense at the rim, three defensive rebounds and a drive to the basket
- Grabbed nine of her 14 rebounds against Ole Miss (Jan. 28) in the first half and scored five of last seven points of the half
- Shook off tough scoring night with great rebounding at #10/10 Mississippi State (Jan. 24), including six in a tight third quarter and her 11th of the night sparking a transition layup for a six-point lead with 3:01 to play

Career Highs

Pts 29 vs. Winthrop, 12/13/15
Rebs 17 vs. Kentucky, 1/9/14
Blks 10 vs. Winthrop, 12/13/15
Stls 4 at Tennessee, 2/15/16
Assts 6 at Texas A&M, 1/31/16
Min 38 at Texas A&M, 1/31/16

2015-16 Highs

Pts 29 vs. Winthrop, 12/13
Rebs 16 vs. Winthrop, 12/13
Blks 10 vs. Winthrop, 12/13
Stls 4 at Tennessee, 2/15
Assts 6 at Texas A&M, 1/31
Min 38 at Texas A&M, 1/31

SEC Career Highs

Pts 27 vs. Kentucky, 2/4/16
Rebs 17 vs. Kentucky, 1/9/14
Blks 5, 3x, last vs. Alabama, 1/29/15
Stls 4 at Tennessee, 2/15/16
Assts 6 at Texas A&M, 1/31/16
Min 38 at Texas A&M, 1/31/16

2015-16 Game-by-Game

Opponent	Date	GS	MIN	FG-A	3FG-A	FT-A	Reb	A	TO	B	S	TP
Ohio State	11/13		28	6-9	0-0	5-10	4-9-13	0	3	3	1	17
UNCG	11/15	*	13	6-7	0-0	0-3	2-5-7	0	0	0	3	12
at Clemson	11/18	*	22	4-7	0-0	2-4	5-1-6	1	2	2	1	10
at UCLA	11/22	*	32	6-7	0-0	0-0	4-8-12	0	1	0	2	12
vs. Arizona State	11/27	*	23	3-6	0-0	0-1	3-4-7	1	2	1	1	6
vs. CSUB	11/28	*	22	3-10	0-0	0-2	1-3-4	0	1	0	0	6
vs. Hawaii	11/29	*	20	1-3	0-0	1-2	0-1-1	0	2	3	0	3
Duke	12/6	*	25	7-9	0-0	2-4	2-5-7	0	1	1	1	16
Winthrop	12/13	*	30	13-15	0-0	3-5	6-10-16	0	1	10	1	29
Hampton	12/16	*	26	8-11	0-0	6-9	2-10-12	2	3	1	0	22
vs. East Carolina	12/20	*	21	4-8	0-0	2-4	4-11-15	0	0	2	0	10
Elon	12/22	*	24	5-6	0-0	6-6	5-3-8	0	4	2	1	16
Arkansas	1/3	*	26	4-5	0-0	3-3	0-10-10	2	0	1	1	11
at Vanderbilt	1/7	*	29	5-6	0-0	1-4	3-7-10	1	1	0	0	11
Missouri	1/10	*	19	3-3	0-0	7-12	3-9-12	0	2	0	1	13
at Kentucky	1/14	*	28	3-4	0-0	3-4	2-9-11	1	0	0	0	9
Texas A&M	1/17	*	34	2-5	0-0	1-2	1-10-11	3	1	0	2	5
at Auburn	1/21	*	26	8-10	0-0	1-2	5-5-10	2	4	1	0	17
at Miss. State	1/24	*	37	2-3	0-0	2-2	1-10-11	1	1	2	3	6
Ole Miss	1/28	*	23	6-9	0-0	1-6	5-9-14	2	1	1	1	13
at Texas A&M	1/31	*	38	5-8	0-0	2-3	2-8-10	6	1	0	1	12
Kentucky	2/4	*	32	10-14	0-0	7-12	5-8-13	2	3	4	1	27
UConn	2/8	*	26	1-6	0-0	0-2	0-9-9	0	3	0	2	2
Florida	2/11	*	35	7-8	0-0	0-2	0-11-11	3	2	0	3	14
at Tennessee	2/15	*	26	0-1	0-0	0-2	0-10-10	1	1	0	4	0
Georgia	2/18	*	32	3-6	0-0	1-2	0-8-8	1	5	1	0	7

- Established inside game early with six of team's first 12 points at Auburn (Jan. 21) and nearly had double-double by halftime
- Hit both 1,000 career points and 700 career rebounds in opening minute against #20/- Missouri (Jan. 10), finishing with third-straight double-double
- Completed her school-record 12th career double-double in SEC play with key putback in late 11-3 run that sealed win at Vanderbilt (Jan. 7)
- Played an historic career game against Winthrop (Dec. 13), recording program's first triple-double since Dec. 20, 2006, and first ever with blocked shots, swatting away a school-record 10 to go with her career high 29 points and 16 rebounds
- Connected on 7-of-9 field goals against #14/13 Duke (Dec. 6) and tallied six crucial points down the stretch to help South Carolina pull away
- Scored the game-tying putback with 56 seconds left against #16/18 Arizona State (Nov. 27)
- Double-double at UCLA (Nov. 22) kept Gamecocks within reach and made key steal during 8-2 run over final 90 seconds to secure the win
- Dominated the glass late against #6/10 Ohio State (Nov. 13), especially in 10-2 run over final 2:35 that decided the game, and finished the contest with her 24th career double-double (17 points, 13 rebounds)

Career Stats at South Carolina

Year	GP	GS	Min	Avg	FG	FGA	Pct	3FG	FGA	Pct	FT	FTA	Pct	Off	Def	Tot	Avg	PF	FO	A	TO	Blk	Stl	Pts	Avg
2013-14	34	1	668	19.6	148	242	.612	0	0	—	121	185	.654	82	203	285	8.4	83	1	11	57	73	17	417	12.3
2014-15	36	5	760	21.1	141	251	.562	0	0	—	117	168	.696	99	186	285	7.9	62	0	28	50	53	19	399	11.1
2015-16	26	25	697	26.8	125	186	.672	0	0	—	56	108	.519	65	193	258	9.9	65	0	29	45	35	30	306	11.8
Career	96	31	2125	22.1	414	679	.610	0	0	—	294	461	.638	246	582	828	8.6	210	1	68	152	161	66	1122	11.7



BIANCA CUEVAS

5-6 • So. • G • Bronx, N.Y. • Nazareth Regional
Major: Criminal Justice



Career Highlights

- 2015 Rainbow Wahine Showdown All-Tournament
- McDonald's All-America (2013-14)
- New York Class AA co-Player of the Year (2013-14)

2015-16

- Has appeared in all but one of South Carolina's 26 games
- Led team in scoring once – vs. Arizona State
- Handed out team-high assists once – vs. CSUB
- Hit a 3-pointer and dished out two of her three assists during 16-0 run that opened second quarter against #16/19 Florida (Feb. 11)
- Solid extended minutes against #18/18 Kentucky (Feb. 4), committing just one turnover in 21 minutes
- Scored seven of her nine points against #15/11 Texas A&M (Jan. 17) during 12-7 fourth-quarter run that gave Gamecocks five-point lead with 3:55 to play
- Played lock-down defense against #20/- Missouri (Jan. 10), recording a career-best five steals
- Snatched a game-high three steals in the SEC opener against Arkansas (Jan. 3)
- Matched a career high with four rebounds against #14/13 Duke (Dec. 6)
- Named to the Rainbow Wahine Showdown All-Tournament team, finishing second on the team in scoring at the event with 17.0 points per game on 54.1 percent shooting, averaging 3.3 rebounds and swiping seven steals over the three-game event
- Scored in double figures for the third-straight game with 13 at Hawaii (Nov. 29), including nine in the second half to help Gamecocks pull away from a seven-point halftime lead
- Fell one point shy of her career high with 20 against CSU Bakersfield with four of her nine fourth-quarter points coming on back-to-back plays to launch a 14-2 run that put the game out of Roadrunners' reach
- Went on a personal 11-7 second-half run against #16/18 Arizona State (Nov. 27) as part of her team-high tying 18 points
- Gave UNCG (Nov. 15) trouble with her speed en route to 11 points, including 6-of-8 from the free throw line

Miscellaneous

	Season	Career
20+ Points	1	2
10+ Points	6	14
5+ Assists	1	6
Tim-High Points	1	3
Tim-High Assists	1	9

Career Highs

Pts21 at Ole Miss, 2/1/15
 Rebs..... 4, 6x, last vs. Duke, 12/6/15
 Blks..... 2, 2x, last vs. UConn, 2/8/16
 Stls..... 5 vs. Missouri, 1/10/16
 Assts 6 vs. CSU Bakersfield, 11/28/15
 Min..... 30 vs. Southern Cal, 11/15/14

2015-16 Highs

Pts 20 vs. CSU Bakersfield, 11/28
 Rebs..... 4, 3x, last vs. Duke, 12/6
 Blks 2 vs. UConn, 2/8
 Stls..... 5 vs. Missouri, 1/10
 Assts 6 vs. CSU Bakersfield, 11/28
 Min..... 29 vs. Hawaii, 11/29

SEC Career Highs

Pts 21 vs. Ole Miss, 2/1/15
 Rebs..... 4, 3x, last at Georgia, 2/5/15
 Blks 1, 2x, last at Kentucky, 3/1/15
 Stls..... 5 vs. Missouri, 1/10/16
 Assts 5, 2x, last vs. Vanderbilt, 2/15/15
 Min..... 24, 2x, last vs. Arkansas, 1/3/16

2015-16 Game-by-Game

Opponent	Date	GS	MIN	FG-A	3FG-A	FTA	Reb	A	TO	B	S	TP
Ohio State	11/13		8	1-5	0-1	3-4	0-0-0	1	1	0	0	5
UNCG	11/15		19	2-4	1-3	6-8	0-2-2	1	3	0	2	11
at Clemson	11/18		17	2-7	0-3	0-0	0-1-1	2	0	0	2	4
at UCLA	11/22		13	2-4	0-0	3-3	0-2-2	2	2	0	0	7
vs. Arizona State	11/27		18	7-13	0-2	4-7	0-2-2	0	2	0	2	18
vs. CSUB	11/28		26	8-12	2-5	2-2	1-3-4	6	2	0	3	20
vs. Hawaii	11/29		29	5-12	1-3	2-4	1-3-4	0	2	0	2	13
Duke	12/6		13	1-4	0-1	0-2	0-4-4	2	1	0	0	2
Winthrop	12/13		22	4-11	1-2	4-4	0-2-2	1	2	0	1	13
Hampton	12/16		17	2-6	1-3	1-1	0-1-1	1	2	0	0	6
vs. East Carolina	12/20		17	1-7	0-3	2-2	0-1-1	1	0	0	3	4
Elon	12/22		15	1-4	0-3	0-0	0-1-1	2	3	0	0	2
Arkansas	1/3		24	4-8	1-5	1-2	1-1-2	3	3	0	3	10
at Vanderbilt	1/7		12	2-6	0-3	0-0	0-1-1	2	2	0	1	4
Missouri	1/10		17	2-6	0-1	2-2	0-0-0	1	3	0	5	6
at Kentucky	1/14		15	0-7	0-1	2-2	0-0-0	1	0	0	0	2
Texas A&M	1/17		20	3-6	1-1	2-2	1-2-3	2	2	0	1	9
at Auburn	1/21		18	0-3	0-2	1-2	0-2-2	2	2	0	0	1
at Miss. State	1/24		6	0-2	0-0	0-2	0-0-0	1	1	0	0	0
Ole Miss	1/28		18	3-7	0-2	0-0	0-0-0	1	2	0	0	6
at Texas A&M	1/31		3	0-0	0-0	0-0	0-0-0	0	0	0	0	3
Kentucky	2/4		21	1-5	0-1	3-4	0-2-2	2	1	0	1	5
UConn	2/8		20	1-7	0-1	0-0	1-1-2	1	1	2	0	2
Florida	2/11		17	1-5	1-1	0-0	0-0-0	3	2	0	0	3
at Tennessee	2/15		16	0-4	0-1	2-2	0-0-0	2	4	0	2	2
Georgia	2/18											

Career Stats at South Carolina

Year	GP	GS	Min	Avg	FG	FGA	Pct	3FG	FGA	Pct	FT	FTA	Pct	Off	Def	Tot	Avg	PF	FO	A	TO	Blk	Stl	Pts	Avg
2014-15	37	0	536	14.5	74	200	.370	16	72	.222	45	58	.776	13	35	48	1.3	44	1	64	60	5	42	209	5.6
2015-16	25	0	421	16.8	53	155	.342	9	48	.188	40	55	.727	5	31	36	1.4	25	0	40	43	2	28	155	6.2
Career	62	0	957	15.4	127	355	.358	25	120	.208	85	113	.752	18	66	84	1.4	69	1	104	103	7	70	364	5.9



ASIA DOZIER

6-0 • Sr. • G/F • Columbia, S.C. • Spring Valley
Major: Accounting



Career Highlights

Three-time SEC Academic Honor Roll

2015-16

- Team captain
- Has played in 20 games with 11 starts, missing the last five with an injury
- Suffered injury to right hand at #10/10 Texas A&M (Jan. 31) and is listed as day-to-day for her return
- Has recorded at least five assists three times
- Handed out team-high assists four times – UNCG, Duke, Hampton, Ole Miss
- Displayed great court vision against Ole Miss (Jan. 28) to finish with a game-high five assists
- Hit two clutch free throws at #10/10 Mississippi State (Jan. 24) after playing just 5:00 in the second half to give South Carolina a 55-51 advantage with 23 seconds to play
- Reached double figures for the first time this season against East Carolina (Dec. 20), scoring five of her 10 points in the first quarter
- Returned to starting lineup against Hampton (Dec. 16), matching a career high with two steals in the opening 10 minutes
- Connected on a game-high three 3-pointers on the way to a season-best nine points against Winthrop (Dec. 13)
- Was solid, steady force on defense against #14/13 Duke (Dec. 6)
- Started the second half at Clemson (Nov. 18) and hit back-to-back 3s as part of 19-5 run that broke open the game
- Tied career high with six assists against UNCG (Nov. 15)
- Started the second half against #6/10 Ohio State (Nov. 13), providing calming influence after Gamecocks trailed at the break

Miscellaneous

	Season	Career
10+ Points	1	14
10+ Rebounds	0	1
5+ Assists	3	11
Tm-High Points	0	2
Tm-High Assists	4	17

Career Highs

Pts 16, 2x, at San Diego State, 11/23/13
 Rebs..... 10 vs. Elon, 11/9/12
 Blks 3 at Kentucky, 3/1/15
 Stls..... 2, 9x, last vs. Hampton, 12/16/15
 Assts 6, 3x, last vs. UNCG, 11/15/15
 Min..... 40 at Arkansas, 1/2/14

2015-16 Highs

Pts 10 vs. East Carolina, 12/20
 Rebs..... 3 vs. Missouri, 1/10
 Blks
 Stls..... 2 vs. Hampton, 12/16
 Assts 6 vs. UNCG, 11/15
 Min..... 26 vs. UNCG, 11/15

SEC Career Highs

Pts 15 at Alabama, 1/8/15
 Rebs..... 6 vs. Florida, 2/23/14
 Blks 3 at Kentucky, 3/1/15
 Stls..... 2 at Alabama, 1/8/15
 Assts 6 vs. Ole Miss, 1/30/14
 Min..... 40 at Arkansas, 1/2/14

2015-16 Game-by-Game

Opponent	Date	GS	MIN	FG-A	3FG-A	FT-A	Reb	A	TO	B	S	TP
Ohio State	11/13		12	1-2	0-0	2-2	0-0-0	1	2	0	0	4
UNCG	11/15		26	1-4	1-4	0-0	0-2-2	6	0	0	0	3
at Clemson	11/18		21	3-9	2-7	0-0	0-1-1	0	1	0	0	8
at UCLA	11/22		3	0-1	0-1	0-0	0-0-0	0	1	0	0	0
vs. Arizona State	11/27		5	0-0	0-0	0-0	0-1-1	0	1	0	1	2
vs. CSUB	11/28		3	0-1	0-1	0-0	0-0-0	0	0	0	0	0
vs. Hawaii	11/29		25	0-2	0-2	3-4	0-0-0	3	1	0	1	3
Duke	12/6		20	0-2	0-1	0-0	0-2-2	3	1	0	0	0
Winthrop	12/13		18	3-4	3-4	0-0	0-2-2	3	2	0	1	9
Hampton	12/16	*	22	2-6	0-2	2-2	1-1-2	5	1	0	2	6
vs. East Carolina	12/20	*	19	4-5	2-2	0-0	0-1-1	0	1	0	0	10
Elon	12/22	*	22	3-5	1-3	0-0	1-0-1	3	1	0	0	7
Arkansas	1/3						— DNP —					
at Vanderbilt	1/7	*	23	1-5	1-4	0-0	0-1-1	4	2	0	0	3
Missouri	1/10	*	18	1-3	0-0	0-0	1-2-3	1	1	0	0	2
at Kentucky	1/14	*	5	0-2	0-1	0-0	0-1-1	0	1	0	0	0
Texas A&M	1/17	*	13	0-1	0-1	0-0	1-0-1	1	2	0	1	0
at Auburn	1/21	*	20	0-4	0-3	1-2	0-2-2	3	0	0	0	1
at Miss. State	1/24	*	12	0-1	0-1	2-2	0-1-1	1	1	0	0	2
Ole Miss	1/28	*	20	1-3	1-3	0-0	0-0-0	5	1	0	1	3
at Texas A&M	1/31	*	22	0-0	0-0	0-0	0-1-1	1	3	0	0	0
Kentucky	2/4						— DNP —					
UConn	2/8						— DNP —					
Florida	2/11						— DNP —					
at Tennessee	2/15						— DNP —					
Georgia	2/18						— DNP —					

Career Stats at South Carolina

Year	GP	GS	Min	Avg	FG	FGA	Pct	3FG	FGA	Pct	FT	FTA	Pct	Off	Def	Tot	Avg	PF	FO	A	TO	Blk	Stl	Pts	Avg
2012-13	31	0	398	12.8	28	134	.209	16	91	.176	11	24	.458	19	42	61	2.0	35	1	25	20	4	8	83	2.7
2013-14	34	32	911	26.8	72	211	.341	33	103	.320	28	44	.636	18	77	95	2.8	63	0	92	68	7	21	205	6.0
2014-15	37	30	615	16.6	55	133	.414	29	87	.333	10	13	.769	2	36	38	1.0	27	0	67	33	7	20	149	4.0
2015-16	20	11	329	16.5	21	62	.339	11	40	.275	10	12	.833	4	18	22	1.1	16	0	40	23	0	7	63	3.2
Career	122	73	2253	18.5	176	540	.326	89	321	.277	59	93	.634	43	173	216	1.8	141	1	224	144	18	56	500	4.1



#44 INDIA FARMER

6-0 • Jr. • F • N. Myrtle Beach, S.C. • North Myrtle Beach
Major: Criminal Justice



Career Highlights

Two-time SEC Academic Honor Roll

2015-16

- Has seen time in four contests, including SEC opener against Arkansas (Jan. 3)
- Recorded a pair of blocked shots against UNCG (Nov. 15)

Career Highs

Pts 3, 2x, last vs. Alabama, 1/19/14
Rebs 3 vs. NC Central, 12/2/13
Blks 2 vs. UNCG, 11/15/15
Scls 1 at Florida, 1/19/15
Assts
Min 11 vs. NC Central, 12/2/13

2015-16 Highs

Pts
Rebs 1, 4x, last vs. Arkansas, 1/3
Blks 2 vs. UNCG, 11/15
Scls
Assts
Min 5, 2x, last vs. East Carolina, 12/20

SEC Career Highs

Pts 3, 2x, last vs. Alabama, 1/19/14
Rebs 1, 2x, last vs. Arkansas, 1/3/16
Blks
Scls 1 at Florida, 1/19/15
Assts
Min 4, 2x, last at Florida, 1/19/15

2015-16 Game-by-Game

Opponent	Date	GS	MIN	FG-A	3FG-A	FT-A	Reb	A	TO	B	S	TP
Ohio State	11/13					DNP						
UNCG	11/15	5	0-1	0-1	0-1	0-1-1	0	0	2	0	0	0
at Clemson	11/18					DNP						
at UCLA	11/22					DNP						
vs. Arizona State	11/27					DNP						
vs. CSUB	11/28					DNP						
vs. Hawaii	11/29					DNP						
Duke	12/6					DNP						
Winthrop	12/13	3	0-2	0-1	0-0	1-0-1	0	0	0	0	0	0
Hampton	12/16					DNP						
vs. East Carolina	12/20	5	0-1	0-1	0-0	0-1-1	0	0	0	0	0	0
Elon	12/22					DNP						
Arkansas	1/3	3	0-0	0-0	0-0	0-1-1	0	0	0	0	0	0
at Vanderbilt	1/7					DNP						
Missouri	1/10					DNP						
at Kentucky	1/14					DNP						
Texas A&M	1/17					DNP						
at Auburn	1/21					DNP						
at Miss. State	1/24					DNP						
Ole Miss	1/28					DNP						
at Texas A&M	1/31					DNP						
Kentucky	2/4					DNP						
UConn	2/8					DNP						
Florida	2/11					DNP						
at Tennessee	2/15					DNP						
Georgia	2/18					DNP						

Career Stats at South Carolina

Year	GP	GS	Min	Avg	FG	FGA	Pct	3FG	FGA	Pct	FT	FTA	Pct	Off	Def	Tot	Avg	PF	FO	A	TO	Blk	Std	Pts	Avg
2013-14	18	0	48	2.7	2	7	.286	2	4	.500	0	0	—	2	4	6	0.3	4	0	0	1	1	0	6	0.3
2014-15	16	0	37	2.3	0	4	.000	0	2	.000	4	6	.667	5	3	8	0.5	1	0	0	1	0	1	4	0.3
2015-16	4	0	16	4.0	0	4	.000	0	3	.000	0	0	—	1	3	4	1.0	2	0	0	0	2	0	0	0.0
Career	38	0	101	2.7	2	15	.133	2	9	.222	4	6	.667	8	10	18	0.5	7	0	0	2	3	1	10	0.3



SARAH IMOVBIQH

6-2 • Sr. • F • Abuja, Nigeria • Virginia
Major: Criminal Justice (master's)



Career Highlights

2011 Parade All-America (HS)

2015-16

- Has played in every game, starting three
- Led the team in rebounding twice – UNCG, at Clemson
- Needed just 11 minutes to record six points and six rebounds, including five offensive, against #16/19 Florida (Feb. 11)
- Was aggressive against #1/1 UConn (Feb. 8), scoring eight of her team-high 13 points in the second half and finishing 6-of-6 from the floor
- Grabbed seven of her nine rebounds against Ole Miss (Jan. 28) on the offensive end, including five in 10 minutes of second-half action
- Controlled the glass early at #10/10 Mississippi State (Jan. 24), collecting six first-half rebounds and seven total boards in just nine minutes of action
- Was effective in her SEC debut against Arkansas (Jan. 3) with seven rebounds and nine points in just 17 minutes
- Grabbed seven of her 12 rebounds against East Carolina (Dec. 20) in the first half
- Great offensive work against Hampton (Dec. 16), finishing with career bests in points (19), field goals (6) and free throws (7) after playing a career-high 24 minutes
- Was second on team in rebounding at Rainbow Wahine Showdown (Nov. 27-29) with 5.7 per game, including 2.3 offensive per outing
- Grabbed six of eight total rebounds against #16/18 Arizona State (Nov. 27) in the first half, including all three offensive boards to help Gamecocks stay within one possession at halftime
- Started the second half at Clemson (Nov. 18), providing great energy on the glass and adding four points to the game-changing 19-5 third-quarter surge
- Posted first double-double of Gamecock career with 14 points and team-high 11 boards against UNCG (Nov. 15)
- Had great fourth quarter against #6/10 Ohio State, scoring the six of the first eight points in the period, including to putbacks, to hold off the charging Buckeyes

Miscellaneous

	Season	Career
Double-Double	1	1
10+ Points	3	3
10+ Rebounds	3	3
Tm-High Points	1	1
Tm-High Rebs.	2	2

Career Highs

Pts 19 vs. Hampton, 12/16/15
 Rebs.....12 vs. East Carolina, 12/20/15
 Blks 1, 3x, last at Kentucky, 1/14/16
 Stls.....2, 2x, last at Clemson, 11/18/15
 Assts 2, 2x, last vs. Missouri, 1/10/16
 Min..... 24 vs. Hampton, 12/16/15

SEC Career Highs

Pts 9 vs. Arkansas, 1/3/16
 Rebs..... 9 vs. Ole Miss, 1/28/16
 Blks 1, 2x, last at Kentucky, 1/14/16
 Stls.....1 at Auburn, 1/21/16
 Assts 2 vs. Missouri, 1/10/16
 Min..... 18 vs. Georgia, 2/18/16

2015-16 Game-by-Game

Opponent	Date	GS	MIN	FG-A	3FG-A	FT-A	Reb	A	TO	B	S	TP
Ohio State	11/13	*	16	4-5	0-0	0-2	3-7-10	0	1	0	0	8
UNCG	11/15		21	5-7	0-0	4-6	5-6-11	0	0	0	2	14
at Clemson	11/18		19	3-4	0-0	3-8	4-2-6	0	0	0	2	9
at UCLA	11/22		8	0-0	0-0	0-0	3-1-4	0	0	0	1	0
vs. Arizona State	11/27		16	0-1	0-0	1-2	3-5-8	0	2	0	0	1
vs. CSUB	11/28		15	3-5	0-0	0-5	3-2-5	0	0	0	0	6
vs. Hawaii	11/29		13	1-2	0-0	1-1	1-3-4	0	1	0	0	3
Duke	12/6		3	0-0	0-0	0-0	0-0-0	0	1	0	0	0
Winthrop	12/13	*	22	3-3	0-0	1-1	1-3-4	1	1	1	0	7
Hampton	12/16	*	24	6-8	0-0	7-9	5-2-7	0	0	0	0	19
vs. East Carolina	12/20		18	1-5	0-0	2-3	4-8-12	2	0	0	0	4
Elon	12/22		16	1-2	0-0	0-0	2-1-3	0	1	0	1	2
Arkansas	1/3		17	4-7	0-0	1-2	4-3-7	0	3	0	0	9
at Vanderbilt	1/7		5	0-0	0-0	0-0	0-2-2	0	1	0	0	0
Missouri	1/10		17	2-2	0-0	0-0	0-2-2	2	2	1	0	4
at Kentucky	1/14		13	0-2	0-0	0-2	2-3-5	0	0	1	0	0
Texas A&M	1/17		3	0-2	0-0	0-0	1-0-1	0	1	0	0	0
at Auburn	1/21		17	1-1	0-0	0-2	1-1-2	0	0	0	1	2
at Miss. State	1/24		9	0-0	0-0	0-0	4-3-7	0	2	0	0	0
Ole Miss	1/28		17	3-5	0-0	1-3	7-2-9	0	2	0	0	7
at Texas A&M	1/31		1	0-0	0-0	0-0	1-0-1	0	0	0	0	1
Kentucky	2/4		8	1-2	0-0	0-0	1-0-1	0	0	0	0	2
UConn	2/8		21	6-6	0-0	1-1	2-6-8	0	1	0	0	13
Florida	2/11		11	3-5	0-0	0-2	5-1-6	0	0	0	0	6
at Tennessee	2/15		13	0-2	0-0	0-0	2-1-3	0	1	0	0	0
Georgia	2/18		18	1-4	0-0	0-0	2-3-5	0	2	0	0	2

Career Stats at South Carolina

Year	GP	GS	Min	Avg	FG	FGA	Pct	3FG	FGA	Pct	FT	FTA	Pct	Off	Def	Tot	Avg	PF	FO	A	TO	Blk	Stl	Pts	Avg
2015-16	26	3	361	13.9	48	80	.600	0	0	—	22	49	.449	66	67	133	5.1	41	0	5	22	3	7	118	4.5



TIFFANY MITCHELL

5-9 • Sr. • G • Charlotte, N.C. • Providence Day
Major: Retail Management



Career Highlights

Wooden Award Late Season Top 20
USBWA Ann Meyers Drysdale Award Midseason Watch List
Dawn Staley Award Midseason Watch List
Naismith Midseason Watch List
Senior CLASS Award Finalist
Preseason All-America (AP, Lindy's, Athlon, SI, ESPN)
Preseason SEC Player of the Year (Coaches, Media)
Two-time SEC Player of the Year (Coaches – 2014, 2015; AP - 2015)
Two-time All-SEC First Team (2014, 2015)
2015 All-America First Team (ESPN, AP, USBWA)
2015 Naismith and Dawn Staley Award Finalist

2015 Wooden Award All-America Team/Finalist
2015 Wade Watch List
2015 Capital One Academic All-District 4
2015 NCAA Greensboro Region All-Tournament Team
2015 FIBA 3x3 World Championship Gold (USA)
2014 WBCA All-America
2014 All-America Third Team (AP, Full Court)
2014 Wooden Award Final Ballot, Wade Trophy Watch List, Dawn Staley Award Watch List
2014 WBCA All-Region 3
2014 SEC All-Defensive Team
2013 SEC All-Freshman Team

Miscellaneous

	Season	Career
Double-Double	0	4
20+ Points	4	17
10+ Points	24	99
10+ Rebounds	0	7
5+ Assists	3	14
5+ Steals	0	8
Tm-High Points	9	46
Tm-High Rebs.	0	10
Tm-High Assists	8	37

Career Highs

Pts 25 vs. Georgia, 2/27/14
Rebs 11, 5x, last at Arkansas, 1/2/14
Blks 3 at Arkansas, 2/19/15
Stls 7 vs. NC Central, 12/2/14
Assts 9 at San Diego State, 11/23/13
Min.... 40, 3x, last vs. Texas A&M, 1/17/16

2015-16 Highs

Pts 22, 2x, last vs. Florida, 2/11
Rebs 6 vs. Hampton, 12/16
Blks 1, 6x, last vs. Georgia, 2/18
Stls 4, 3x, last vs. Texas A&M, 1/17
Assts 5, 3x, last at Auburn, 1/21
Min 40 vs. Texas A&M, 1/17

SEC Career Highs

Pts 25 vs. Georgia, 2/27/14
Rebs 11, 2x, last at Arkansas, 1/2/14
Blks 3 at Arkansas, 2/19/15
Stls 6 at Auburn, 1/12/14
Assts 8, 2x, last vs. Ole Miss, 1/30/14
Min 40 vs. Texas A&M, 1/17/16

2015-16

- Selected team captain for second-straight season
- In SEC play, ranks among league's top 10 in five categories – fifth in scoring (15.7 ppg), third in free throw percentage (.831), fourth in field goal percentage (.417), ninth in 3-pointers per game (1.5) and 10th in assists (2.9 apg)
- Ranks eighth in the SEC in scoring overall, third in free throw percentage and 10th in 3-pointers made per game
- Has been team's top scorer nine times – at Clemson, at UCLA, vs. ECU, Elon, at Vandy, Mizzou, at Miss. St., Fla., Ga.
- Handed out team-high assists eight times – Ohio St., Ark., at Vandy, Mizzou, at Auburn, at Miss. St., Fla., Ga.
- Hit a pull-up jumper to end 6-0 Georgia (Feb. 18) run that cut Gamecock lead to five with 2:29 to play and capped resulting 11-6 run with 3-of-4 free throw shooting in final 32 seconds
- Put together a personal 6-0 scoring run late in the third quarter at #24/- Tennessee (Feb. 15) to reclaim lead on the way to her 23rd double-digit point performance of the season
- Led team in points and assist vs. #16/19 Florida (Feb. 11), knocking down three timely 3s and all seven of her free throws

2015-16 Game-by-Game

Opponent	Date	GS	MIN	FG-A	3FG-A	FTA	Reb	A	TO	B	S	TP
Ohio State	11/13	*	32	6-12	2-4	1-2	1-2-3	3	8	1	4	15
UNCG	11/15	*	23	3-11	2-7	2-2	0-2-2	5	1	0	2	10
at Clemson	11/18	*	25	6-12	4-7	2-4	3-2-5	0	1	0	4	18
at UCLA	11/22	*	34	5-12	1-5	6-6	2-3-5	2	6	0	1	17
vs. Arizona State	11/27	*	36	2-7	0-3	2-2	0-1-1	1	2	0	2	6
vs. CSUB	11/28	*	32	3-9	0-2	7-8	0-1-1	1	1	0	0	13
vs. Hawaii	11/29	*	29	5-10	2-5	2-2	1-1-2	2	3	0	0	14
Duke	12/6	*	35	3-13	1-5	5-6	2-2-4	2	3	1	0	12
Winthrop	12/13	*	22	4-8	3-6	1-2	1-4-5	3	4	0	1	12
Hampton	12/16	*	29	4-11	3-6	6-8	4-2-6	2	0	0	1	17
vs. East Carolina	12/20	*	24	5-9	1-3	7-8	0-1-1	3	1	0	2	18
Elon	12/22	*	34	7-15	3-6	1-1	2-2-4	2	1	1	1	18
Arkansas	1/3	*	26	4-9	2-5	2-3	0-3-3	4	3	0	2	12
at Vanderbilt	1/7	*	34	8-15	3-6	3-6	1-1-2	5	2	0	2	22
Missouri	1/10	*	31	5-12	1-5	8-9	0-2-2	2	2	0	3	19
at Kentucky	1/14	*	31	5-13	1-5	5-5	1-1-2	2	2	0	1	16
Texas A&M	1/17	*	40	4-13	1-5	2-5	2-2-4	2	3	0	4	11
at Auburn	1/21	*	24	4-10	1-3	4-4	1-0-1	5	1	0	3	13
at Miss. State	1/24	*	37	6-15	1-7	8-9	0-2-2	2	7	0	0	21
Ole Miss	1/28	*	26	6-11	3-6	0-0	1-3-4	4	2	1	1	15
at Texas A&M	1/31	*	38	7-17	1-6	5-5	3-1-4	2	3	0	3	20
Kentucky	2/4	*	10	1-2	0-0	0-0	0-0-0	0	3	0	1	2
UConn	2/8	*	39	4-12	2-5	2-2	0-5-5	0	2	1	2	12
Florida	2/11	*	35	6-15	3-6	7-7	0-3-3	4	3	0	1	22
at Tennessee	2/15	*	34	4-12	1-5	3-4	1-1-2	2	2	0	0	12
Georgia	2/18	*	38	5-12	2-6	7-8	0-4-4	4	2	1	3	19

Career Stats at South Carolina

Year	GP	GS	Min	Avg	FG	FGA	Pct	3FG	FGA	Pct	FT	FTA	Pct	Off	Def	Tot	Avg	PF	FO	A	TO	Blk	Stl	Pts	Avg
2012-13	33	30	927	28.1	107	282	.379	22	60	.367	68	111	.613	60	109	169	5.1	64	1	43	82	4	44	304	9.2
2013-14	34	34	1066	31.4	165	335	.493	40	74	.541	157	198	.793	41	149	190	5.6	63	0	118	97	8	62	527	15.5
2014-15	37	37	1106	29.9	189	378	.500	57	137	.416	98	117	.838	28	87	115	3.1	64	1	106	82	11	65	533	14.4
2015-16	26	26	798	30.7	122	297	.411	44	129	.341	98	118	.831	26	51	77	3.0	47	0	64	68	6	44	386	14.8
Career	130	127	3897	30.0	583	1292	.451	163	400	.408	421	544	.774	155	396	551	4.2	238	2	331	329	29	215	1750	13.5



TINA ROY

5-11 • Sr. • G • Kaplan, La. • Kaplan
Major: Retail Management



Career Highlights

Two-time SEC Academic Honor Roll

2015-16

- Selected team captain
- Has played in every game, starting 12
- In league play, leads the SEC in 3-pointers per game (2.5) and 3-point percentage (.386); overall, ranks fourth in 3s made per game (1.9)
- Has led the team in scoring twice – at UCLA, vs. Arkansas
- Dished out a team-high assists 10 times – UNCG, at UCLA, vs. Arizona St., Mizzou, at Ky., at Miss. St., Ky., UConn, Fla., at Tenn.
- Fueled 12-2 fourth-quarter run at #24/- Tennessee (Feb. 15) with two 3-pointers, the last of which gave Gamecocks their first double-digit lead of the contest
- Hit a pair of first-half 3s against #16/19 Florida (Feb. 11) to help establish 12-point halftime lead
- Started against #18/18 Kentucky (Feb. 4) contributing on both ends with two steals, a team-high four assists and five timely points, including a free-throw-line jumper after the Wildcats got within three points in fourth quarter
- Well-rounded effort against Ole Miss (Jan. 28) matching career high with three steals to go with three 3s and four assists
- Opened and closed 11-4 run at end of second quarter at #10/10 Mississippi State (Jan. 24) with 3-pointers and added a third to cap a 7-0 run that ended a 35-35 tie midway through the fourth quarter
- Helped spark an 18-0 run in the second quarter at Auburn (Jan. 21) with a pair of 3-pointers in a 2:00 span, the second of which gave team a lead it never relinquished
- Knocked down two of her four 3-pointers in a span of 97 seconds late in the third quarter at #9/9 Kentucky (Jan. 14) to help the Gamecocks stay within three of the lead
- Hit three of her four 3-pointers at Vanderbilt (Jan. 7) in the second half, including one at the end of the third quarter to put Gamecocks in front going into the fourth and another late in the fourth after Commodores pulled within three

2015-16 Game-by-Game

Opponent	Date	GS	MIN	FG-A	3FG-A	FT-A	Reb	A	TO	B	S	TP
Ohio State	11/13	*	23	1-6	1-6	0-0	0-1-1	1	1	0	0	3
UNCG	11/15	*	19	3-8	3-8	0-0	0-0-0	6	0	0	0	9
at Clemson	11/18	*	22	1-6	1-6	0-0	0-1-1	1	0	0	1	3
at UCLA	11/22	*	37	6-14	5-11	0-0	0-3-3	4	2	0	0	17
vs. Arizona State	11/27	*	22	1-7	1-3	0-0	0-2-2	3	2	1	0	3
vs. CSUB	11/28	*	21	1-4	1-4	0-0	1-4-5	3	0	0	0	3
vs. Hawaii	11/29	*	9	0-1	0-1	0-0	0-0-0	2	0	0	1	0
Duke	12/6	*	16	1-3	1-2	0-0	0-1-1	2	1	0	1	3
Winthrop	12/13	*	11	1-6	1-6	0-0	0-0-0	3	0	0	0	3
Hampton	12/16		24	0-3	0-2	0-0	0-3-3	3	1	0	0	0
vs. East Carolina	12/20		12	1-5	1-4	0-0	1-2-3	0	2	0	0	3
Elon	12/22		11	3-3	3-3	0-0	0-0-0	1	0	0	0	9
Arkansas	1/3	*	29	7-13	7-12	0-0	0-1-1	3	0	0	1	21
at Vanderbilt	1/7		20	4-8	4-6	1-2	0-1-1	1	2	0	1	13
Missouri	1/10		16	1-5	1-5	0-3	0-2-2	2	2	0	0	3
at Kentucky	1/14		35	4-11	4-9	0-0	1-2-3	4	2	0	1	12
Texas A&M	1/17		13	0-3	0-3	0-0	0-2-2	1	0	0	0	0
at Auburn	1/21		20	4-7	4-7	0-0	0-0-0	2	0	0	0	12
at Miss. State	1/24		27	4-6	3-4	0-0	0-1-1	2	3	0	0	11
Ole Miss	1/28		20	3-9	3-9	0-0	0-0-0	4	1	0	3	9
at Texas A&M	1/31		18	0-3	0-3	1-2	0-1-1	1	2	0	1	1
Kentucky	2/4	*	33	2-11	1-8	2-2	0-1-1	4	0	0	2	7
UConn	2/8	*	19	0-3	0-2	0-0	1-1-2	2	2	0	0	0
Florida	2/11		26	2-8	2-8	0-0	0-2-2	4	1	0	1	6
at Tennessee	2/15		26	3-7	2-4	0-0	2-1-3	3	1	0	0	8
Georgia	2/18		22	1-7	1-5	0-0	2-1-3	1	1	0	1	3

Miscellaneous

	Season	Career
10+ Points	6	18
5+ Assists	0	5
Tm-High Points	2	4
Tm-High Assists	10	20

Career Highs

Pts21 vs. Arkansas, 1/3/16
Rebs 8 at Mississippi State, 2/6/14
Blks 2 at Mississippi State, 2/6/14
Stls3, 2x, last vs. Ole Miss, 1/28/16
Assts 10 vs. Savannah State, 12/14/14
Min 37 at UCLA, 11/22/15

2015-16 Highs

Pts 21 vs. Arkansas, 1/3
Rebs 5 vs. CSU Bakersfield, 11/28
Blks 1 vs. Arizona State, 11/27
Stls3 vs. Ole Miss, 1/28
Assts6 vs. UNCG, 11/15
Min 37 at UCLA, 11/22

SEC Career Highs

Pts21 vs. Arkansas, 1/3/16
Rebs 8 at Mississippi State, 2/6/14
Blks 2 at Mississippi State, 2/6/14
Stls 3 vs. Ole Miss, 1/28/16
Assts4, 7x, last vs. Florida, 2/11/16
Min 35 at Kentucky, 1/14/16

- Buried back-to-back 3s as part of 20-2 run to open the second quarter against Arkansas (Jan. 3), finishing with career-best seven 3-pointers to tie the South Carolina record against an SEC opponent
- Went 3-of-3 from the behind the arc against Elon (Dec. 22), netting at least three 3s for the third time this season
- Matched her career high with five 3s at UCLA (Nov. 22), including one to open the fourth quarter to launch the Gamecocks' 23-17 final period to overcome three-point deficit
- Hit a clutch 3 in the third quarter against #6/10 Ohio State (Nov. 13), tying the game as part of an 8-2 run to close the period

Career Stats at South Carolina

Year	GP	GS	Min	Avg	FG	FGA	Pct	3FG	FGA	Pct	FT	FTA	Pct	Off	Def	Tot	Avg	PF	FO	A	TO	Blk	Stl	Pts	Avg
2011-12	34	0	383	11.3	53	181	.293	32	127	.252	10	22	.455	20	29	49	1.4	20	0	10	15	1	9	148	4.4
2012-13	— Did Not Play —																								
2013-14	34	1	553	16.3	44	146	.301	20	86	.233	14	23	.609	13	56	69	2.0	19	0	48	23	9	6	122	3.6
2014-15	36	0	568	15.8	59	152	.388	46	119	.387	2	5	.400	8	59	67	1.9	19	0	78	34	5	7	166	4.6
2015-16	26	12	551	21.2	54	167	.323	50	141	.355	4	9	.444	8	33	41	1.6	10	0	63	26	1	14	162	6.2
Career	130	13	2055	15.8	210	646	.325	148	473	.313	30	59	.508	49	177	226	1.7	68	0	199	98	16	36	598	4.6



KHADIJAH SESSIONS

5-8 • Sr. • G • Myrtle Beach, S.C. • Myrtle Beach
Major: Hotel, Restaurant, Tourism Management



Career Highlights

Three-time SEC Academic Honor Roll
2012 Parade All-America (HS)

2012 SCBA Class 4A Player of the Year

2015-16

- Selected team captain
- Has started every game
- Ranks third in SEC in steals in league play (2.2) and is sixth overall (2.0)
- Has led the team in assists nine times – Ohio State, at Clemson, at Hawaii, Winthrop, Elon, Arkansas, Ole Miss, UConn, Florida – and handed out five or more assists three times this season
- Shooting 50.8 percent from the field in SEC play, including 12-of-26 from 3-point range, to average 8.6 points
- Set the defensive tone against Georgia (Feb. 18), totaling career-best six steals, the last of which set up a layup with 1:22 left as key part of final 11-6 run that sealed the win
- Scored four of her season-high 13 points at #24/- Tennessee (Feb. 15) from the free throw line in the final 39 seconds to hold off a late rally by the Lady Vols
- Knocked down a 70-foot, third-quarter buzzer beater to give the Gamecocks momentum and a 57-53 lead over #18/18 Kentucky (Feb. 4) heading into the final period
- Finished in double figures at #10/10 Texas A&M (Jan. 31), capping off South Carolina's 10-0 fourth-quarter run with a layup in transition for a 60-54 lead midway through the period and hit a pair of free throws in the final 1:00 to help seal the win
- Continued her clutch shooting with a pair of midrange jumpers in the final 2:34 at #10/10 Mississippi State (Jan. 24), including one with 30 seconds to go in a two-point game
- Bounced back from early thigh contusion against #15/11 Texas A&M (Jan. 17) to swipe two of her four steals in the final 5:12 then sink the game-winning free throw with less than a second to play
- Scored five of her eight points against #9/9 Kentucky (Jan. 14) in the fourth quarter, scoring four points of a 6-0 run that brought Gamecocks within one late in the third quarter then knocking down a fourth-quarter 3-pointer as part of the 15-2 run that won the game

2015-16 Game-by-Game

Opponent	Date	GS	MIN	FG-A	3FG-A	FTA	Reb	A	TO	B	S	TP
Ohio State	11/13	*	36	3-8	0-0	6-8	0-3-3	3	3	0	4	12
UNCG	11/15	*	18	1-2	0-0	0-0	0-1-1	4	0	0	2	2
at Clemson	11/18	*	19	0-1	0-1	0-0	0-2-2	5	1	0	1	0
at UCLA	11/22	*	23	0-1	0-1	0-0	1-4-5	1	4	0	0	0
vs. Arizona State	11/27	*	30	2-7	0-2	2-2	3-0-3	0	1	0	2	6
vs. CSUB	11/28	*	26	3-4	0-0	2-3	1-0-1	1	0	0	2	8
vs. Hawaii	11/29	*	21	4-5	1-2	2-2	1-3-4	4	1	0	4	11
Duke	12/6	*	37	2-4	0-1	1-6	2-3-5	1	1	0	4	5
Winthrop	12/13	*	15	2-3	0-1	0-0	0-1-1	6	1	0	1	4
Hampton	12/16	*	17	2-3	1-1	0-0	0-4-4	2	3	0	0	5
vs. East Carolina	12/20	*	22	1-5	0-2	3-4	0-2-2	3	2	0	1	5
Elon	12/22	*	24	2-4	1-2	1-2	1-1-2	4	1	0	2	6
Arkansas	1/3	*	25	3-4	1-1	0-0	1-2-3	4	1	1	3	7
at Vanderbilt	1/7	*	30	3-5	2-3	2-3	3-1-4	0	0	0	3	10
Missouri	1/10	*	23	2-6	1-2	4-4	0-0-0	1	0	0	1	9
at Kentucky	1/14	*	29	3-5	1-1	1-3	1-0-1	3	2	0	0	8
Texas A&M	1/17	*	34	3-5	0-2	2-4	0-2-2	2	2	0	4	8
at Auburn	1/21	*	26	1-1	1-1	2-2	0-3-3	1	3	0	3	5
at Miss. State	1/24	*	29	4-6	0-1	2-2	0-4-4	1	2	0	1	10
Ole Miss	1/28	*	25	1-4	0-2	2-4	1-1-2	5	0	0	1	4
at Texas A&M	1/31	*	39	3-8	1-2	3-5	0-2-2	3	2	1	3	10
Kentucky	2/4	*	30	3-5	1-3	2-4	0-4-4	1	3	0	2	9
UConn	2/8	*	23	1-6	0-0	2-3	0-1-1	2	0	0	1	4
Florida	2/11	*	23	1-2	1-2	3-4	0-0-0	4	2	0	0	6
at Tennessee	2/15	*	27	2-4	1-2	8-11	0-2-2	0	0	0	1	13
Georgia	2/18	*	37	3-8	2-4	5-10	0-1-1	2	2	0	6	13

Career Stats at South Carolina

Year	GP	GS	Min	Avg	FG	FGA	Pct	3FG	FGA	Pct	FT	FTA	Pct	Off	Def	Tot	Avg	PF	FO	A	TO	Blk	Stl	Pts	Avg
2012-13	33	3	570	17.3	53	151	.351	13	54	.241	72	109	.661	22	24	46	1.4	43	0	36	49	3	21	191	5.8
2013-14	29	26	761	26.2	58	159	.365	18	59	.305	74	109	.679	9	38	47	1.6	60	0	77	45	1	28	208	7.2
2014-15	37	36	814	22.0	59	147	.401	20	64	.313	27	51	.529	26	63	89	2.4	63	0	105	49	4	68	165	4.5
2015-16	26	26	688	26.5	55	116	.474	15	39	.385	55	86	.640	15	47	62	2.4	61	1	63	37	2	52	180	6.9
Career	125	91	2833	22.7	225	573	.393	66	216	.306	228	349	.653	72	172	244	2.0	227	1	281	180	10	169	744	6.0

Miscellaneous

	Season	Career
10+ Points	7	27
5+ Assists	3	13
Tm-High Points	0	3
Tm-High Assists	9	31

Career Highs

Pts	19 vs. Auburn, 2/3/13
Rebs	6 vs. Clemson, 11/20/14
Blks	1, 10x, last at Texas A&M, 1/31/16
Stls	6 vs. Georgia, 2/18/16
Assts	8 vs. NC Central, 12/1/14
Min	39 at Texas A&M, 1/31/16

2015-16 Highs

Pts	13, 2x, last vs. Georgia, 2/18
Rebs	5, 2x, last vs. Duke, 12/6
Blks	1, 2x, last at Texas A&M, 1/31
Stls	6 vs. Georgia, 2/18
Assts	6 vs. Winthrop, 12/13
Min	39 at Texas A&M, 1/31

SEC Career Highs

Pts	19 vs. Auburn, 2/3/13
Rebs	5, 4x, last at Arkansas, 2/19/15
Blks	1, 4x, last at Texas A&M, 1/31/16
Stls	6 vs. Georgia, 2/18/16
Assts	7 at Arkansas, 2/19/15
Min	39 at Texas A&M, 1/31/16

- Great ball pressure against #20/- Missouri (Jan. 10) helped harass Tigers into 20 turnovers
- Hit a pair of clutch fourth-quarter 3-pointers at Vanderbilt (Jan. 7), the first coming in a one-point game with 4:00 to play and the second after 'Dores drew within three inside 2:00 remaining
- Was critical to 20-2 run that opened second quarter against Arkansas (Jan. 3), making two key defensive plays and handing out assists on two of the three 3-pointers that launched the surge
- Served as a catalyst for the South Carolina offense against Winthrop (Dec. 13), dishing out six assists
- Matched career highs in steals (4) and minutes played (37) against #14/13 Duke (Dec. 6), picking up last two steals in final 5:03 to spark 15-5 run that turned one-point deficit into victory
- At Rainbow Wahine Showdown, averaged 8.3 points on 56.3 percent shooting (9-of-16) to go with eight steals
- Scored all 11 points at Hawaii (Nov. 29) in the second half, including nine during a 17-6 run to close the third quarter after UH had closed within five
- Grabbed three offensive rebounds against #16/18 Arizona State (Nov. 27)
- Swiped four steals against #6/10 Ohio State (Nov. 13) and applied pressure to the Buckeyes' defense early with strong drives to the basket



JATARIE WHITE

6-4 • So. • F • Charlotte, N.C. • Providence Day
Major: Public Relations/Advertising



Career Highlights

2014 McDonald's All-America
2014 WBCA All-America

Charlotte Observer Player of the Year (2013, 2014)
North Carolina Miss Basketball (2013, 2014)

2015-16

- Has seen time in 25 of South Carolina's 26 games
- Led the team in rebounding once – at Clemson
- Capped South Carolina's 16-0 second-quarter run against #16/19 Florida (Feb. 11) with a layup and scored six points over the final 3:46 of the half to help establish a 12-point halftime lead
- Played eight tough minutes at #10/10 Mississippi State (Jan. 24), recording a fourth-quarter steal
- Showed better poise inside at Auburn (Jan. 21) for nine points in SEC career-high tying 21 minutes
- Reached double figures for the second time this season against #20/- Missouri (Jan. 10), pouring in an SEC career-high 11 points
- Great offensive game against East Carolina (Dec. 20) with career-high 14 points on 5-of-8 shooting
- Scored all of her eight points against Hampton (Dec. 16) in the second half, shooting 3-of-5 from the field and grabbing five her seven rebounds in the final 20 minutes as well
- Notched career highs in rebounds (9) and blocks (4) in 18 minutes of action against Winthrop (Dec. 13)
- Played 19 minutes against #14/13 Duke (Dec. 6), finishing with five rebounds
- Grabbed five rebounds in just 11 minutes of action against CSU Bakersfield (Nov. 27)
- Started the second half at Clemson (Nov. 18) and was key part of 19-5 third-quarter run that broke open the game ... tied for team-high honors with six rebounds
- Great contributions against #6/10 Ohio State (Nov. 13), beyond the four points, three rebounds and two assists in the box score

Miscellaneous

	Season	Career
10+ Points	2	4
10+ Rebounds	0	0
Tm-High Points	0	0
Tm-High Rebs.	1	1

Career Highs

Pts 14 vs. East Carolina, 12/20/15
 Rebs..... 9 vs. Winthrop, 12/13/15
 Blks 4 vs. Winthrop, 12/13/15
 Stls..... 2 vs. Syracuse, 3/22/15
 Assts 2, 4x, last at Clemson, 11/18/15
 Min..... 22 vs. San Diego St., 11/23/14

2015-16 Highs

Pts 14 vs. East Carolina, 12/20
 Rebs..... 9 vs. Winthrop, 12/13
 Blks 4 vs. Winthrop, 12/13
 Stls..... 1, 6x, last vs. Florida, 2/11
 Assts 2, 2x, last at Clemson, 11/18
 Min..... 21, 2x, last at Auburn, 1/21

SEC Career Highs

Pts 11 v. Missouri, 1/10/16
 Rebs..... 7 at Georgia, 2/5/15
 Blks 2 at Georgia, 2/5/15
 Stls..... 1, 5x, last vs. Florida, 2/11/16
 Assts 2 vs. LSU, 2/12/15
 Min..... 21, 2x, last at Auburn, 1/21/16

2015-16 Game-by-Game

Opponent	Date	GS	MIN	FG-A	3FG-A	FTA	Reb	A	TO	B	S	TP
Ohio State	11/13	15	1-3	0-0	2-3	1-2-3	2	0	0	0	0	4
UNCG	11/15	13	2-4	0-0	1-2	0-3-3	1	0	1	0	0	5
at Clemson	11/18	18	1-4	0-0	1-2	4-2-6	2	0	1	0	0	3
at UCLA	11/22	12	0-2	0-0	2-2	0-2-2	0	0	0	0	0	2
vs. Arizona State	11/27	12	0-2	0-0	0-0	1-1-2	0	1	0	0	0	0
vs. CSUB	11/28	11	1-2	0-0	0-2	1-4-5	1	0	1	0	0	2
vs. Hawaii	11/29	14	0-2	0-0	0-0	0-2-2	1	1	0	0	0	0
Duke	12/6	19	0-3	0-0	0-0	1-4-5	1	2	0	1	0	0
Winthrop	12/13	18	2-2	0-0	0-0	1-8-9	1	0	4	1	4	4
Hampton	12/16	21	3-8	0-0	2-2	2-5-7	0	4	1	0	0	8
vs. East Carolina	12/20	19	5-8	0-1	4-6	1-3-4	0	0	0	0	0	14
Elon	12/22	14	1-7	0-0	0-0	0-2-2	0	0	0	0	0	2
Arkansas	1/3	18	0-5	0-0	1-2	2-3-5	1	1	0	0	0	1
at Vanderbilt	1/7	18	0-0	0-0	2-4	0-2-2	0	0	0	0	0	2
Missouri	1/10	18	3-5	0-1	5-6	3-1-4	0	1	0	1	11	11
at Kentucky	1/14	7	0-1	0-0	0-0	2-3-5	0	2	1	0	0	0
Texas A&M	1/17	5	0-0	0-0	0-0	0-0-0	0	1	1	0	0	0
at Auburn	1/21	21	4-7	0-1	1-2	1-1-2	0	0	0	0	0	9
at Miss. State	1/24	8	0-0	0-0	0-0	0-0-0	0	1	0	1	0	0
Ole Miss	1/28	13	1-3	0-0	1-2	1-1-2	0	0	0	0	1	3
at Texas A&M	1/31	2	0-0	0-0	0-0	0-0-0	0	0	0	0	0	0
Kentucky	2/4	12	0-0	0-0	1-2	1-2-3	1	1	0	0	1	1
UConn	2/8	9	1-2	0-0	2-2	0-1-1	1	1	0	0	0	4
Florida	2/11	10	2-3	0-0	2-4	1-4-5	0	2	1	1	6	6
at Tennessee	2/15	3	0-0	0-0	0-0	0-1-1	1	0	0	0	0	0
Georgia	2/18					— DNP —						

Career Stats at South Carolina

Year	GP	GS	Min	Avg	FG	FGA	Pct	3FG	FGA	Pct	FT	FTA	Pct	Off	Def	Tot	Avg	PF	FO	A	TO	Blk	Stl	Pts	Avg
2014-15	20	0	184	9.2	20	49	.408	0	0	—	9	14	.643	16	28	44	2.2	20	0	7	14	5	7	49	2.5
2015-16	25	0	330	13.2	27	73	.370	0	3	.000	27	43	.628	23	57	80	3.2	47	0	13	18	11	6	81	3.2
Career	45	0	514	11.4	47	122	.385	0	3	.000	36	57	.632	39	85	124	2.8	67	0	20	32	16	13	130	2.9



Official Basketball Box Score - Game Totals - Final Statistics
#6/10 Ohio State vs South Carolina
11/13/15 7 p.m. at Columbia, S.C./Colonial Life Arena



#6/10 Ohio State 80 • 0-1

Table with columns: # Player, FG-FGA, 3-Ptr, FT-FTA, Rebounds, PF, TP, A TO Blk Stl, Min. Lists stats for 14 players and team totals.

Summary statistics table including 1st-4th quarter percentages, game totals, and deadball rebounds.

South Carolina 88 • 1-0

Table with columns: # Player, FG-FGA, 3-Ptr, FT-FTA, Rebounds, PF, TP, A TO Blk Stl, Min. Lists stats for 14 players and team totals.

Summary statistics table including 1st-4th quarter percentages, game totals, and deadball rebounds.

Officials: Beverly Roberts, Mark Zentz, Kevin Pethel
Technical fouls: #6/10 Ohio State-None. South Carolina-None.
Attendance: 16815

Score by periods table showing 1st, 2nd, 3rd, 4th, and Total scores for both teams.

Points In Off 2nd Fast table showing points, inbounds, off-ends, 2nd chance, and fast break statistics.

Last FG - OSU 4th-02:35, SC 4th-00:08.
Largest lead - OSU by 6 3rd-08:26, SC by 15 1st-03:56.
OSU led for 08:14. SC led for 28:41. Game was tied for 03:05.



Official Basketball Box Score - Game Totals - Final Statistics
UNCG vs South Carolina
11/15/15 3 p.m. at Columbia, S.C./Colonial Life Arena



UNCG 44 • 1-1

Table with columns: # Player, FG-FGA, 3-Ptr, FT-FTA, Rebounds, PF, TP, A TO Blk Stl, Min. Lists stats for 14 players and team totals.

Summary statistics table including 1st-4th quarter percentages, game totals, and deadball rebounds.

South Carolina 92 • 2-0

Table with columns: # Player, FG-FGA, 3-Ptr, FT-FTA, Rebounds, PF, TP, A TO Blk Stl, Min. Lists stats for 14 players and team totals.

Summary statistics table including 1st-4th quarter percentages, game totals, and deadball rebounds.

Officials: Scott Yarbrough, Troy Winders, Nick Marshall
Technical fouls: UNCG-None. South Carolina-None.
Attendance: 13607

Score by periods table showing 1st, 2nd, 3rd, 4th, and Total scores for both teams.

Points In Off 2nd Fast table showing points, inbounds, off-ends, 2nd chance, and fast break statistics.

Last FG - UNCG 4th-00:55, SC 4th-02:39.
Largest lead - UNCG None, SC by 51 4th-03:32.
UNCG led for 00:00. SC led for 39:22. Game was tied for 00:34.



Official Basketball Box Score - Game Totals - Final Statistics
South Carolina vs Clemson
11/18/15 7:00 PM at Clemson, S.C.



South Carolina 67 • 3-0

Table with columns: # Player, FG-FGA, 3-Ptr, FT-FTA, Rebounds, PF, TP, A TO Blk Stl, Min. Lists stats for 14 players and team totals.

Summary statistics table including 1st-4th quarter percentages, game totals, and deadball rebounds.

Clemson 41 • 1-2

Table with columns: # Player, FG-FGA, 3-Ptr, FT-FTA, Rebounds, PF, TP, A TO Blk Stl, Min. Lists stats for 14 players and team totals.

Summary statistics table including 1st-4th quarter percentages, game totals, and deadball rebounds.

Officials: Eric Brewton, Metta Roberts, Mark Resch
Technical fouls: South Carolina-None. Clemson-None.
Attendance: 1030

Score by periods table showing 1st, 2nd, 3rd, 4th, and Total scores for both teams.

Points In Off 2nd Fast table showing points, inbounds, off-ends, 2nd chance, and fast break statistics.

Last FG - SC 4th-00:48, CU 4th-01:42.
Largest lead - SC by 35 4th-06:29, CU by 2 1st-09:18.
SC led for 39:06. CU led for 00:12. Game was tied for 00:42.



Official Basketball Box Score - Game Totals - Final Statistics
South Carolina vs UCLA
11/22/15 1:02 p.m. at Los Angeles, CA (Pauley Pavilion)



South Carolina 68 • 4-0

Table with columns: # Player, FG-FGA, 3-Ptr, FT-FTA, Rebounds, PF, TP, A TO Blk Stl, Min. Lists stats for 14 players and team totals.

Summary statistics table including 1st-4th quarter percentages, game totals, and deadball rebounds.

UCLA 65 • 2-1

Table with columns: # Player, FG-FGA, 3-Ptr, FT-FTA, Rebounds, PF, TP, A TO Blk Stl, Min. Lists stats for 14 players and team totals.

Summary statistics table including 1st-4th quarter percentages, game totals, and deadball rebounds.

Officials: Melissa Barlow, Lisa Jones, Penny Davis
Technical fouls: South Carolina-None. UCLA-None.
Attendance: 2018

Score by periods table showing 1st, 2nd, 3rd, 4th, and Total scores for both teams.

Points In Off 2nd Fast table showing points, inbounds, off-ends, 2nd chance, and fast break statistics.

Last FG - SC 4th-00:40, UCLA 4th-00:00.
Largest lead - SC by 6 2nd-03:57, UCLA by 4 1st-05:54.
SC led for 16:01. UCLA led for 13:31. Game was tied for 10:28.



Official Basketball Box Score - Game Totals - Final Statistics
#16/18 Arizona State vs South Carolina
11/27/15 2:30pm HT at Honolulu, Oahu



#16/18 Arizona State 58 • 1-2

Table with columns: # Player, Total FG-FGA, 3-Ptr FG-FGA, FT-FTA, Rebounds Off Def Tot, PF, TP, A TO Blk Stl, Min. Includes player stats for Brunner, Sophie, Moos, Kelsey, etc.

Summary statistics table for Arizona State game, including 1st-4th quarter percentages and game totals.

South Carolina 60 • 5-0

Table with columns: # Player, Total FG-FGA, 3-Ptr FG-FGA, FT-FTA, Rebounds Off Def Tot, PF, TP, A TO Blk Stl, Min. Includes player stats for WILSON, A'ja, COATES, Alaina, etc.

Summary statistics table for South Carolina game, including 1st-4th quarter percentages and game totals.

Officials: Skelly Wingard, Victor Dunomes, Ethan Kahoano
Technical fouls: #16/18 Arizona State-None. South Carolina-None.
Attendance: 2020

Score by periods table for Arizona State vs South Carolina game.

Points in game table for Arizona State vs South Carolina game.

Last FG - ASU 4th-01:20, SC 4th-00:56.
Largest lead - ASU by 7 2nd-08:59, SC by 7 4th-07:08.
ASU led for 15:11. SC led for 13:08. Game was tied for 11:17.

Score tied - 10 times.
Lead changed - 11 times.



Official Basketball Box Score - Game Totals - Final Statistics
South Carolina vs CSU Bakersfield
11/28/15 1:30 p.m. at Honolulu, HI (Stan Sheriff Center)



South Carolina 90 • 6-0

Table with columns: # Player, Total FG-FGA, 3-Ptr FG-FGA, FT-FTA, Rebounds Off Def Tot, PF, TP, A TO Blk Stl, Min. Includes player stats for WILSON, A'ja, COATES, Alaina, etc.

Summary statistics table for South Carolina vs CSU Bakersfield game, including 1st-4th quarter percentages and game totals.

CSU Bakersfield 71 • 1-4

Table with columns: # Player, Total FG-FGA, 3-Ptr FG-FGA, FT-FTA, Rebounds Off Def Tot, PF, TP, A TO Blk Stl, Min. Includes player stats for Shannon, Alyssa, Kleist, Keri, etc.

Summary statistics table for CSU Bakersfield game, including 1st-4th quarter percentages and game totals.

Officials: Jen Zylstra, Victor Dunomes, Tim Tamashiro
Technical fouls: South Carolina-None. CSU Bakersfield-None.
Attendance: 2152

Score by periods table for South Carolina vs CSU Bakersfield game.

Points in game table for South Carolina vs CSU Bakersfield game.

Last FG - SC 4th-00:02, CSUB 4th-03:03.
Largest lead - SC by 19 4th-01:01, CSUB None.
SC led for 39:49. CSUB led for 00:00. Game was tied for 00:11.

Score tied - 0 times.
Lead changed - 0 times.



Official Basketball Box Score - Game Totals - Final Statistics
South Carolina vs Hawaii
11/29/15 5:00 pm HT at Stan Sheriff Center



South Carolina 67 • 7-0, 0-0 SEC

Table with columns: # Player, Total FG-FGA, 3-Ptr FG-FGA, FT-FTA, Rebounds Off Def Tot, PF, TP, A TO Blk Stl, Min. Includes player stats for WILSON, A'ja, COATES, Alaina, etc.

Summary statistics table for South Carolina vs Hawaii game, including 1st-4th quarter percentages and game totals.

Hawaii 51 • 4-3, 0-0 BWC

Table with columns: # Player, Total FG-FGA, 3-Ptr FG-FGA, FT-FTA, Rebounds Off Def Tot, PF, TP, A TO Blk Stl, Min. Includes player stats for Toeaina, Sarah, Karaitiana, Ashleigh, etc.

Summary statistics table for Hawaii game, including 1st-4th quarter percentages and game totals.

Officials: Skelly Wingard, Victor Dunomes, Mason Souza
Technical fouls: South Carolina-None. Hawaii-None.
Attendance: 2073

Score by periods table for South Carolina vs Hawaii game.

Points in game table for South Carolina vs Hawaii game.

Last FG - SC 4th-02:27, UH 4th-00:37.
Largest lead - SC by 18 4th-00:52, UH by 3 1st-05:45.
SC led for 33:18. UH led for 03:11. Game was tied for 03:08.

Score tied - 2 times.
Lead changed - 6 times.



Official Basketball Box Score - Game Totals - Final Statistics
#14/13 Duke vs #2/2 South Carolina
12/06/15 2 p.m. at Columbia, S.C./Colonial Life Arena



#14/13 Duke 55 • 7-2

Table with columns: # Player, Total FG-FGA, 3-Ptr FG-FGA, FT-FTA, Rebounds Off Def Tot, PF, TP, A TO Blk Stl, Min. Includes player stats for Azura Stevens, Oderah Chidom, etc.

Summary statistics table for Duke vs South Carolina game, including 1st-4th quarter percentages and game totals.

#2/2 South Carolina 66 • 8-0

Table with columns: # Player, Total FG-FGA, 3-Ptr FG-FGA, FT-FTA, Rebounds Off Def Tot, PF, TP, A TO Blk Stl, Min. Includes player stats for WILSON, A'ja, COATES, Alaina, etc.

Summary statistics table for South Carolina game, including 1st-4th quarter percentages and game totals.

Officials: Lisa Mattingly, Sue Blauch, Felicia Grinter
Technical fouls: #14/13 Duke-Angela Salvadores; TEAM. #2/2 South Carolina-None.
Attendance: 16429

Score by periods table for Duke vs South Carolina game.

Points in game table for Duke vs South Carolina game.

Last FG - DU 4th-00:10, SC 4th-00:03.
Largest lead - DU by 5 3rd-04:02, SC by 12 4th-00:17.
DU led for 05:19. SC led for 24:54. Game was tied for 09:33.

Score tied - 12 times.
Lead changed - 4 times.



Official Basketball Box Score - Game Totals - Final Statistics
Winthrop vs #2/2 South Carolina
12/13/15 2 p.m. at Columbia, S.C./Colonial Life Arena



Winthrop 37 • 2-7

Table with columns: # Player, Total FG-FGA, 3-Ptr FG-FGA, FT-FTA, Rebounds (Off, Def, Tot), PF, TP, A TO Blk Stl, Min. Includes player stats for WHITAKER, MBAMALU, KILPATRICK, etc.

1st - FG %: 3-20 15.0% 2nd: 3-9 33.3% 3rd: 6-18 33.3% 4th: 4-17 23.5% Game: 16-64 25.0% Deadball Rebounds 6,1
3FG %: 0-4 0.0% 0-1 0.0% 0-2 0.0% 1-2 50.0% 1-9 11.1%
FT %: 1-2 50.0% 0-0 0.0% 2-7 28.6% 1-6 16.7% 4-15 26.7%

#2/2 South Carolina 86 • 9-0

Table with columns: # Player, Total FG-FGA, 3-Ptr FG-FGA, FT-FTA, Rebounds (Off, Def, Tot), PF, TP, A TO Blk Stl, Min. Includes player stats for IMOVBIQH, COATES, SESSIONS, etc.

1st - FG %: 10-14 71.4% 2nd: 8-14 57.1% 3rd: 7-18 38.9% 4th: 9-16 56.3% Game: 34-62 54.8% Deadball Rebounds 3
3FG %: 4-7 57.1% 1-5 20.0% 3-9 33.3% 1-3 33.3% 9-24 37.5%
FT %: 2-3 66.7% 3-4 75.0% 3-4 75.0% 0-1 0.0% 9-12 75.0%

Officials: Dee Kantner, Laura Morris, Chaney Muench
Technical fouls: Winthrop-None. #2/2 South Carolina-None.
Attendance: 13409

Score by periods table with columns: 1st, 2nd, 3rd, 4th, Total. Winthrop: 7, 6, 14, 10, 37. #2/2 South Carolina: 26, 21, 20, 19, 86.

Points In Off 2nd Fast Bench table. Winthrop: 18, 9, 10, 6, 7. #2/2 South Carolina: 50, 20, 14, 19, 31.

Last FG - WU 4th-00:47, SC 4th-00:56.
Largest lead - WU None, SC by 52 4th-03:11.
WU led for 00:00. SC led for 38:49. Game was tied for 01:11.

Score tied - 1 time.
Lead changed - 0 times.



Official Basketball Box Score - Game Totals - Final Statistics
Hampton vs #2/2 South Carolina
12/16/15 7 p.m. at Columbia, S.C./Colonial Life Arena



Hampton 48 • 1-8

Table with columns: # Player, Total FG-FGA, 3-Ptr FG-FGA, FT-FTA, Rebounds (Off, Def, Tot), PF, TP, A TO Blk Stl, Min. Includes player stats for LUPOE, TATE-DeFRETAS, GILBEAUX, etc.

1st - FG %: 4-12 33.3% 2nd: 4-15 26.7% 3rd: 8-20 40.0% 4th: 3-14 21.4% Game: 19-61 31.1% Deadball Rebounds 2,1
3FG %: 1-3 33.3% 1-4 25.0% 2-6 33.3% 1-8 12.5% 5-21 23.8%
FT %: 0-0 0.0% 0-0 0.0% 2-2 100.0% 3-6 50.0% 5-8 62.5%

#2/2 South Carolina 86 • 10-0

Table with columns: # Player, Total FG-FGA, 3-Ptr FG-FGA, FT-FTA, Rebounds (Off, Def, Tot), PF, TP, A TO Blk Stl, Min. Includes player stats for IMOVBIQH, DOZIER, COATES, etc.

1st - FG %: 4-12 33.3% 2nd: 6-17 35.3% 3rd: 8-10 80.0% 4th: 10-15 66.7% Game: 28-58 48.3% Deadball Rebounds 5,3
3FG %: 0-4 0.0% 1-4 25.0% 3-4 75.0% 2-4 50.0% 6-16 37.5%
FT %: 6-7 85.7% 3-3 100.0% 10-16 62.5% 5-5 100.0% 24-31 77.4%

Officials: Mark Zentz, Mary Day, Metta Roberts
Technical fouls: Hampton-ROSE,Kristine. #2/2 South Carolina-None.
Attendance: 12117

Score by periods table with columns: 1st, 2nd, 3rd, 4th, Total. Hampton: 9, 9, 20, 10, 48. #2/2 South Carolina: 14, 16, 29, 27, 86.

Points In Off 2nd Fast Bench table. Hampton: 22, 18, 1, 10, 15. #2/2 South Carolina: 42, 7, 17, 2, 17.

Last FG - HU 4th-05:19, SC 4th-00:26.
Largest lead - HU None, SC by 38 4th-00:26.
HU led for 00:00. SC led for 38:33. Game was tied for 01:27.

Score tied - 0 times.
Lead changed - 0 times.



Official Basketball Box Score - Game Totals - Final Statistics
East Carolina vs #2/2 South Carolina
12/20/15 1 p.m. at Myrtle Beach (SC) Convention Center



East Carolina 57 • 6-6

Table with columns: # Player, Total FG-FGA, 3-Ptr FG-FGA, FT-FTA, Rebounds (Off, Def, Tot), PF, TP, A TO Blk Stl, Min. Includes player stats for PAYNE, TAYLOR, LARAMIE, etc.

1st - FG %: 5-16 31.3% 2nd: 3-15 20.0% 3rd: 9-21 42.9% 4th: 2-17 11.8% Game: 19-69 27.5% Deadball Rebounds 0
3FG %: 1-7 14.3% 2-5 40.0% 2-6 33.3% 6-23 26.1% 13-14 92.9%
FT %: 4-4 100.0% 2-3 66.7% 4-4 100.0%

#2/2 South Carolina 88 • 11-0

Table with columns: # Player, Total FG-FGA, 3-Ptr FG-FGA, FT-FTA, Rebounds (Off, Def, Tot), PF, TP, A TO Blk Stl, Min. Includes player stats for WILSON, DOZIER, COATES, etc.

1st - FG %: 6-18 33.3% 2nd: 9-17 52.9% 3rd: 8-14 57.1% 4th: 8-17 47.1% Game: 31-66 47.0% Deadball Rebounds 2
3FG %: 1-6 16.7% 2-4 50.0% 1-1 100.0% 1-7 14.3% 5-18 27.8%
FT %: 8-11 72.7% 3-5 60.0% 8-10 80.0% 2-2 100.0% 21-28 75.0%

Officials: Amy Bonner, Angelica Sufferen, Michael McConnell
Technical fouls: East Carolina-TEAM. #2/2 South Carolina-None.
Attendance: CAROLINAS CHALLENGE: #2 South Carolina vs. East Carolina

Score by periods table with columns: 1st, 2nd, 3rd, 4th, Total. East Carolina: 15, 11, 22, 9, 57. #2/2 South Carolina: 21, 23, 25, 19, 88.

Points In Off 2nd Fast Bench table. East Carolina: 18, 6, 11, 0, 10. #2/2 South Carolina: 46, 16, 17, 2, 30.

Last FG - ECU 4th-02:36, SC 4th-01:04.
Largest lead - ECU None, SC by 34 4th-05:09.
ECU led for 00:00. SC led for 39:24. Game was tied for 00:36.

Score tied - 0 times.
Lead changed - 0 times.



Official Basketball Box Score - Game Totals - Final Statistics
Elon vs #2/2 South Carolina
12/22/15 7 p.m. at Columbia, S.C./Colonial Life Arena



Elon 63 • 7-3

Table with columns: # Player, Total FG-FGA, 3-Ptr FG-FGA, FT-FTA, Rebounds (Off, Def, Tot), PF, TP, A TO Blk Stl, Min. Includes player stats for Rhodes, Johnson, Baucom, etc.

1st - FG %: 6-17 35.3% 2nd: 6-12 50.0% 3rd: 6-10 60.0% 4th: 5-13 38.5% Game: 23-52 44.2% Deadball Rebounds 5,2
3FG %: 2-7 28.6% 0-1 0.0% 1-3 33.3% 1-2 50.0% 4-13 30.8%
FT %: 4-6 66.7% 1-2 50.0% 3-3 100.0% 5-8 62.5% 13-19 68.4%

#2/2 South Carolina 78 • 12-0

Table with columns: # Player, Total FG-FGA, 3-Ptr FG-FGA, FT-FTA, Rebounds (Off, Def, Tot), PF, TP, A TO Blk Stl, Min. Includes player stats for WILSON, DOZIER, COATES, etc.

1st - FG %: 5-15 33.3% 2nd: 10-15 66.7% 3rd: 7-18 38.9% 4th: 8-15 53.3% Game: 30-63 47.6% Deadball Rebounds 4,1
3FG %: 1-4 25.0% 2-6 33.3% 2-4 50.0% 3-4 75.0% 4-13 30.8%
FT %: 2-3 66.7% 0-0 0.0% 5-7 71.4% 3-4 75.0% 10-14 71.4%

Officials: Denise Brooks, Kelly Johnson, Kylie Galloway
Technical fouls: Elon-None. #2/2 South Carolina-None.
Attendance: 13670

Score by periods table with columns: 1st, 2nd, 3rd, 4th, Total. Elon: 18, 13, 16, 16, 63. #2/2 South Carolina: 13, 22, 21, 22, 78.

Points In Off 2nd Fast Bench table. Elon: 32, 17, 10, 8, 11. #2/2 South Carolina: 40, 21, 14, 9, 19.

Last FG - ELON 4th-03:23, SC 4th-00:59.
Largest lead - ELON by 7 2nd-08:58, SC by 17 4th-00:59.
ELON led for 12:16. SC led for 25:28. Game was tied for 01:49.

Score tied - 3 times.
Lead changed - 5 times.



Official Basketball Box Score - Game Totals - Final Statistics
Arkansas vs #2/2 South Carolina
01/03/16 3 p.m. at Columbia, S.C./Colonial Life Arena



Arkansas 32 • 5-9 (0-1 SEC)

Table with columns: # Player, Total (FG-FGA, 3-Ptr, FT-FTA), Rebounds (Off, Def, Tot), PF, TP, A TO Blk Stl, Min. Includes player stats for Jackson, Coolley, Monk, Cosper, Wolff, Swenson, Freeman, Brooks, Zimmerman, Danberry, West, and Team.

1st-FG %: 4-15 26.7% 2nd: 4-12 33.3% 3rd: 2-14 14.3% 4th: 3-13 23.1% Game: 13-54 24.1% Deadball Rebounds 2,1

#2/2 South Carolina 85 • 13-0 (1-0 SEC)

Table with columns: # Player, Total (FG-FGA, 3-Ptr, FT-FTA), Rebounds (Off, Def, Tot), PF, TP, A TO Blk Stl, Min. Includes player stats for Wilson, Coates, Sessions, Roy, Mitchell, Cuevas, Duckett, Imovbioh, White, Farmer, and Team.

1st-FG %: 4-18 22.2% 2nd: 14-19 73.7% 3rd: 11-18 61.1% 4th: 4-8 50.0% Game: 33-63 52.4% Deadball Rebounds 2,2

Officials: Sue Blauch, Eric Brewton, Troy Winders
Technical fouls: Arkansas-None. #2/2 South Carolina-None.
Attendance: 13407

Score by periods table with columns: 1st, 2nd, 3rd, 4th, Total. Shows Arkansas 9, 7, 7, 7, 32 and #2/2 South Carolina 9, 35, 29, 12, 85.

Last FG - AR 4th-04:33, SC 4th-03:53.
Largest lead - AR by 2 1st-08:53, SC by 53 4th-00:38.
AR led for 02:05. SC led for 31:19. Game was tied for 06:36.
Score tied - 5 times. Lead changed - 3 times.



Official Basketball Box Score - Game Totals - Final Statistics
#2/2 South Carolina vs Vanderbilt
01/07/16 8 p.m. at Nashville, Tenn. (Memorial Gym)



#2/2 South Carolina 71 • 14-0, 2-0

Table with columns: # Player, Total (FG-FGA, 3-Ptr, FT-FTA), Rebounds (Off, Def, Tot), PF, TP, A TO Blk Stl, Min. Includes player stats for Wilson, Dozier, Coates, Sessions, Mitchell, Cuevas, Cliney, Roy, Imovbioh, White, and Team.

1st-FG %: 6-13 46.2% 2nd: 5-12 41.7% 3rd: 7-14 50.0% 4th: 7-11 63.6% Game: 25-50 50.0% Deadball Rebounds 9,1

Vanderbilt 61 • 11-4, 0-2

Table with columns: # Player, Total (FG-FGA, 3-Ptr, FT-FTA), Rebounds (Off, Def, Tot), PF, TP, A TO Blk Stl, Min. Includes player stats for Rayte'a Long, Rebekah Dahlman, Rachel Bell, Minta Spears, Christa Reed, Jasmine Jenkins, Morgan's Webb, Morgann Batey, Kendall Shaw, and Team.

1st-FG %: 2-7 28.6% 2nd: 8-13 61.5% 3rd: 6-16 37.5% 4th: 6-17 35.3% Game: 22-53 41.5% Deadball Rebounds 1

Officials: Beverly Roberts, Jesse Dickerson, Douglas Knight
Technical fouls: #2/2 South Carolina-None. Vanderbilt-None.
Attendance: 2547

Score by periods table with columns: 1st, 2nd, 3rd, 4th, Total. Shows #2/2 South Carolina 15, 16, 18, 22, 71 and Vanderbilt 10, 21, 15, 15, 61.

Last FG - SC 4th-00:55, VANDY 4th-02:22.
Largest lead - SC by 10 4th-00:24, VANDY by 6 3rd-07:31.
SC led for 25:49. VANDY led for 09:56. Game was tied for 04:08.
Score tied - 8 times. Lead changed - 18 times.



Official Basketball Box Score - Game Totals - Final Statistics
#20/- Missouri vs #2/2 South Carolina
01/10/16 12 p.m. at Columbia, S.C./Colonial Life Arena



#20/- Missouri 58 • 14-2 (1-2 SEC)

Table with columns: # Player, Total (FG-FGA, 3-Ptr, FT-FTA), Rebounds (Off, Def, Tot), PF, TP, A TO Blk Stl, Min. Includes player stats for Porter, Frericks, Cunningham, Cunnningham, Michaelis, Doty, Stock, Morgan, Porter, Bri, Stock, Maddie, Hudyn, Michelle, Shephard, Carrie, McDowell, Kayla, Robinson, Juanita, and Team.

1st-FG %: 2-18 11.1% 2nd: 4-13 30.8% 3rd: 6-15 40.0% 4th: 6-12 50.0% Game: 18-58 31.0% Deadball Rebounds 2,1

#2/2 South Carolina 83 • 15-0 (3-0 SEC)

Table with columns: # Player, Total (FG-FGA, 3-Ptr, FT-FTA), Rebounds (Off, Def, Tot), PF, TP, A TO Blk Stl, Min. Includes player stats for Wilson, Coates, Sessions, Mitchell, Cuevas, Cliney, Roy, Imovbioh, White, and Team.

1st-FG %: 4-13 30.8% 2nd: 6-17 35.3% 3rd: 7-15 46.7% 4th: 7-12 58.3% Game: 24-57 42.1% Deadball Rebounds 7,1

Officials: Scott Yarbrough, Kevin Pethel, Pualani Spurlock
Technical fouls: #20/- Missouri-None. #2/2 South Carolina-None.
Attendance: 15934

Score by periods table with columns: 1st, 2nd, 3rd, 4th, Total. Shows #20/- Missouri 5, 12, 17, 24, 58 and #2/2 South Carolina 17, 18, 21, 27, 83.

Last FG - MU 4th-00:30, SC 4th-00:10.
Largest lead - MU None, SC by 25 4th-00:03.
MU led for 00:00. SC led for 39:00. Game was tied for 00:30.
Score tied - 0 times. Lead changed - 0 times.



Official Basketball Box Score - Game Totals - Final Statistics
#2/2 South Carolina vs #9/9 Kentucky
01/14/16 7:01 PM at MEMORIAL COLISEUM, LEXINGTON, KY



#2/2 South Carolina 73 • 16-0, 4-0

Table with columns: # Player, Total (FG-FGA, 3-Ptr, FT-FTA), Rebounds (Off, Def, Tot), PF, TP, A TO Blk Stl, Min. Includes player stats for Wilson, Dozier, Coates, Sessions, Mitchell, Cuevas, Cliney, Roy, Imovbioh, White, and Team.

1st-FG %: 3-16 18.8% 2nd: 7-17 41.2% 3rd: 9-13 69.2% 4th: 7-14 50.0% Game: 26-63 41.3% Deadball Rebounds 4

#9/9 Kentucky 62 • 13-2, 2-2

Table with columns: # Player, Total (FG-FGA, 3-Ptr, FT-FTA), Rebounds (Off, Def, Tot), PF, TP, A TO Blk Stl, Min. Includes player stats for Jennings, Akhator, Thompson, Morris, Epps, Camara, Murray, Rice, and Team.

1st-FG %: 6-18 33.3% 2nd: 7-15 46.7% 3rd: 7-17 41.2% 4th: 4-14 28.6% Game: 24-64 37.5% Deadball Rebounds 3

Officials: TINA NAPIER, BOB TRAMMELL, ROY GULBEYAN
Technical fouls: #2/2 South Carolina-None. #9/9 Kentucky-None.
Attendance: 5527

Score by periods table with columns: 1st, 2nd, 3rd, 4th, Total. Shows #2/2 South Carolina 8, 20, 23, 22, 73 and #9/9 Kentucky 16, 16, 18, 12, 62.

Last FG - SC 4th-04:38, UK 4th-00:24.
Largest lead - SC by 15 4th-01:51, UK by 11 2nd-03:43.
SC led for 09:35. UK led for 28:45. Game was tied for 01:10.
Score tied - 2 times. Lead changed - 5 times.



Official Basketball Box Score -- Game Totals -- Final Statistics
#15/11 Texas A&M vs #2/2 South Carolina
01/17/16 1:30 p.m. at Columbia, S.C./Colonial Life Arena



#15/11 Texas A&M 58 • 13-5 (3-2 SEC)

Table with columns: Player, FG-FGA, 3-Ptr, FT-FTA, Rebounds, PF, TP, A TO Blk Stl, Min. Lists stats for 23 players and team totals.

Summary statistics table with columns: 1st, 2nd, 3rd, 4th, Game, Deadball Rebounds. Includes FG%, 3FG%, FT%, and other percentages.

#2/2 South Carolina 59 • 17-0 (5-0 SEC)

Table with columns: Player, FG-FGA, 3-Ptr, FT-FTA, Rebounds, PF, TP, A TO Blk Stl, Min. Lists stats for 23 players and team totals.

Summary statistics table with columns: 1st, 2nd, 3rd, 4th, Game, Deadball Rebounds. Includes FG%, 3FG%, FT%, and other percentages.

Score by periods table with columns: 1st, 2nd, 3rd, 4th, Total. Shows points scored in each quarter.

Officials: Lisa Mattingly, Bryan Enterline, Brian Garland
Technical fouls: #15/11 Texas A&M-None. #2/2 South Carolina-None.
Attendance: 15406



Official Basketball Box Score -- Game Totals -- Final Statistics
#2/2 South Carolina vs Auburn
01/21/16 6:00 pm at Auburn Arena -- Auburn, Ala.



#2/2 South Carolina 74 • 18-0, 6-0 SEC

Table with columns: Player, FG-FGA, 3-Ptr, FT-FTA, Rebounds, PF, TP, A TO Blk Stl, Min. Lists stats for 23 players and team totals.

Summary statistics table with columns: 1st, 2nd, 3rd, 4th, Game, Deadball Rebounds. Includes FG%, 3FG%, FT%, and other percentages.

Auburn 58 • 12-7, 2-4 SEC

Table with columns: Player, FG-FGA, 3-Ptr, FT-FTA, Rebounds, PF, TP, A TO Blk Stl, Min. Lists stats for 23 players and team totals.

Summary statistics table with columns: 1st, 2nd, 3rd, 4th, Game, Deadball Rebounds. Includes FG%, 3FG%, FT%, and other percentages.

Score by periods table with columns: 1st, 2nd, 3rd, 4th, Total. Shows points scored in each quarter.

Officials: Beverly Roberts, Laura Morris, Eric Brewton
Technical fouls: #2/2 South Carolina-None. Auburn-None.
Attendance: 2419



Official Basketball Box Score -- Game Totals -- Final Statistics
#2/2 South Carolina vs #10/10 Mississippi State
01/24/16 4:01 p.m. at Starkville, Miss. (Humphrey Coliseum)



#2/2 South Carolina 57 • 19-0 (7-0 SEC)

Table with columns: Player, FG-FGA, 3-Ptr, FT-FTA, Rebounds, PF, TP, A TO Blk Stl, Min. Lists stats for 23 players and team totals.

Summary statistics table with columns: 1st, 2nd, 3rd, 4th, Game, Deadball Rebounds. Includes FG%, 3FG%, FT%, and other percentages.

#10/10 Mississippi State 51 • 17-4 (4-3 SEC)

Table with columns: Player, FG-FGA, 3-Ptr, FT-FTA, Rebounds, PF, TP, A TO Blk Stl, Min. Lists stats for 23 players and team totals.

Summary statistics table with columns: 1st, 2nd, 3rd, 4th, Game, Deadball Rebounds. Includes FG%, 3FG%, FT%, and other percentages.

Score by periods table with columns: 1st, 2nd, 3rd, 4th, Total. Shows points scored in each quarter.

Officials: Dee Kantner, Michael McConnell, Kevin Pethel
Technical fouls: #2/2 South Carolina-None. #10/10 Mississippi State-None.
Attendance: 10626



Official Basketball Box Score -- Game Totals -- Final Statistics
Ole Miss vs #2/2 South Carolina
01/28/16 7 p.m. at Colonial Life Arena/Columbia, S.C.



Ole Miss 62 • 10-10 (2-5 SEC)

Table with columns: Player, FG-FGA, 3-Ptr, FT-FTA, Rebounds, PF, TP, A TO Blk Stl, Min. Lists stats for 23 players and team totals.

Summary statistics table with columns: 1st, 2nd, 3rd, 4th, Game, Deadball Rebounds. Includes FG%, 3FG%, FT%, and other percentages.

#2/2 South Carolina 81 • 20-0 (8-0 SEC)

Table with columns: Player, FG-FGA, 3-Ptr, FT-FTA, Rebounds, PF, TP, A TO Blk Stl, Min. Lists stats for 23 players and team totals.

Summary statistics table with columns: 1st, 2nd, 3rd, 4th, Game, Deadball Rebounds. Includes FG%, 3FG%, FT%, and other percentages.

Score by periods table with columns: 1st, 2nd, 3rd, 4th, Total. Shows points scored in each quarter.

Officials: Bob Trammell, Denise Brooks, Douglas Knight
Technical fouls: Ole Miss-None. #2/2 South Carolina-None.
Attendance: 14313



Official Basketball Box Score - Game Totals - Final Statistics
#2/2 South Carolina vs #10/10 Texas A&M
01/31/16 5 p.m. at College Station, Texas (Reed Arena)



#2/2 South Carolina 70 • 21-0, 9-0 SEC

Box score table for #2/2 South Carolina vs #10/10 Texas A&M. Columns include Player, FG-FGA, 3-Ptr, FT-FTA, Rebounds, PF, TP, A TO Blk Stl, Min. Totals: 24-53, 2-11, 20-25, 14 20 34, 16 70, 14 16 5 9, 200.

1st FG %: 6-17 35.3% 2nd: 3-11 27.3% 3rd: 9-15 60.0% 4th: 6-10 60.0% Game: 24-53 45.3% Deadball Rebounds 3
3FG %: 1-4 25.0% 0-4 0.0% 0-1 0.0% 1-2 50.0% 2-11 18.2%
FT %: 4-6 66.7% 2-2 100.0% 7-9 77.8% 7-8 87.5% 20-25 80.0%

#10/10 Texas A&M 63 • 15-6, 5-3 SEC

Box score table for #10/10 Texas A&M vs #2/2 South Carolina. Columns include Player, FG-FGA, 3-Ptr, FT-FTA, Rebounds, PF, TP, A TO Blk Stl, Min. Totals: 27-62, 3-12, 6-6, 13 17 30, 21 63, 16 17 6 6, 200.

1st FG %: 6-13 46.2% 2nd: 8-15 53.3% 3rd: 7-14 50.0% 4th: 7-20 35.0% Game: 27-62 43.1% Deadball Rebounds 2
3FG %: 0-3 0.0% 0-1 0.0% 1-1 100.0% 0-0 0.0% 3-12 25.0%
FT %: 2-4 50.0% 3-3 100.0% 1-1 100.0% 0-0 0.0% 6-6 100.0%

Officials: Dee Kantner, Beverly Roberts, Brian Hall
Technical fouls: #2/2 South Carolina-None. #10/10 Texas A&M-None.
Attendance: 8511

Score by periods table for #2/2 South Carolina vs #10/10 Texas A&M. Columns: 1st, 2nd, 3rd, 4th, Total. Totals: 17, 8, 25, 20, 70.

Points In Off 2nd Fast Bench table for #2/2 South Carolina vs #10/10 Texas A&M. Columns: Paint, T/O, Chance, Break, 1. Totals: 40, 22, 14, 10, 1.

Last FG - SC 4th-01:22, TAM 4th-00:37.
Largest lead - SC by 7 1st-02:29, TAM by 10 2nd-05:04.
SC led for 21:47. TAM led for 13:28. Game was tied for 03:47.
Score tied - 7 times.
Lead changed - 9 times.



Official Basketball Box Score - Game Totals - Final Statistics
#18/18 Kentucky vs #2/2 South Carolina
02/04/16 7 p.m. at Columbia, S.C./Colonial Life Arena



#18/18 Kentucky 68 • 15-6 (4-6 SEC)

Box score table for #18/18 Kentucky vs #2/2 South Carolina. Columns include Player, FG-FGA, 3-Ptr, FT-FTA, Rebounds, PF, TP, A TO Blk Stl, Min. Totals: 28-69, 2-8, 10-14, 14 18 32, 31 68, 11 11 1 4, 200.

1st FG %: 5-17 29.4% 2nd: 7-14 50.0% 3rd: 10-21 47.6% 4th: 6-17 35.3% Game: 28-69 40.6% Deadball Rebounds 3,1
3FG %: 0-2 0.0% 1-3 33.3% 0-0 0.0% 1-3 33.3% 2-8 25.0%
FT %: 1-1 100.0% 4-5 80.0% 3-4 75.0% 2-4 50.0%

#2/2 South Carolina 78 • 22-0 (10-0 SEC)

Box score table for #2/2 South Carolina vs #18/18 Kentucky. Columns include Player, FG-FGA, 3-Ptr, FT-FTA, Rebounds, PF, TP, A TO Blk Stl, Min. Totals: 26-50, 2-12, 24-35, 11 28 39, 17 78, 15 17 6 8, 200.

1st FG %: 6-12 50.0% 2nd: 5-14 35.7% 3rd: 8-13 61.5% 4th: 7-11 63.6% Game: 26-50 52.0% Deadball Rebounds 5
3FG %: 0-2 0.0% 0-3 0.0% 2-4 50.0% 0-3 0.0% 2-12 16.7%
FT %: 3-3 100.0% 10-16 62.5% 4-7 57.1% 7-9 77.8%

Officials: Michael Price, Amy Bonner, Greg Small
Technical fouls: #18/18 Kentucky-None. #2/2 South Carolina-WILSON, A'ja.
Attendance: 15015

Score by periods table for #18/18 Kentucky vs #2/2 South Carolina. Columns: 1st, 2nd, 3rd, 4th, Total. Totals: 11, 19, 23, 15, 68.

Points In Off 2nd Fast Bench table for #18/18 Kentucky vs #2/2 South Carolina. Columns: Paint, T/O, Chance, Break, 1. Totals: 38, 13, 15, 8, 22.

Last FG - UK 4th-00:26, SC 4th-01:01.
Largest lead - UK by 1 2nd-05:53, SC by 12 4th-00:32.
UK led for 00:35. SC led for 37:33. Game was tied for 01:43.
Score tied - 0 times.
Lead changed - 2 times.



Official Basketball Box Score - Game Totals - Final Statistics
#1/1 UConn vs #2/2 South Carolina
02/08/16 7 p.m. at Columbia, S.C./Colonial Life Arena



#1/1 UConn 66 • 23-0 (12-0 AAC)

Box score table for #1/1 UConn vs #2/2 South Carolina. Columns include Player, FG-FGA, 3-Ptr, FT-FTA, Rebounds, PF, TP, A TO Blk Stl, Min. Totals: 24-57, 6-16, 12-18, 8 27 35, 16 66, 14 13 6 9, 200.

1st FG %: 7-14 50.0% 2nd: 6-16 37.5% 3rd: 7-16 43.8% 4th: 4-11 36.4% Game: 24-57 42.1% Deadball Rebounds 1,1
3FG %: 0-3 0.0% 3-6 50.0% 2-4 50.0% 1-3 33.3% 6-16 37.5%
FT %: 3-4 75.0% 3-4 75.0% 3-6 50.0% 3-6 50.0%

#2/2 South Carolina 54 • 22-1 (10-0 SEC)

Box score table for #2/2 South Carolina vs #1/1 UConn. Columns include Player, FG-FGA, 3-Ptr, FT-FTA, Rebounds, PF, TP, A TO Blk Stl, Min. Totals: 20-53, 3-10, 11-16, 6 29 35, 15 54, 7 15 5 6, 200.

1st FG %: 4-12 33.3% 2nd: 7-13 53.8% 3rd: 3-17 17.6% 4th: 6-11 54.5% Game: 20-53 37.7% Deadball Rebounds 4,1
3FG %: 0-1 0.0% 1-4 25.0% 0-2 0.0% 2-3 66.7% 3-10 30.0%
FT %: 0-0 0.0% 2-5 40.0% 2-2 100.0% 7-9 77.8%

Officials: Lisa Mattingly, Bryan Entelino, Sue Blauch
Technical fouls: #1/1 UConn-None. #2/2 South Carolina-None.
Attendance: 18000

Score by periods table for #1/1 UConn vs #2/2 South Carolina. Columns: 1st, 2nd, 3rd, 4th, Total. Totals: 17, 18, 19, 12, 66.

Points In Off 2nd Fast Bench table for #1/1 UConn vs #2/2 South Carolina. Columns: Paint, T/O, Chance, Break, 1. Totals: 30, 6, 8, 10, 5.

Last FG - UCONN 4th-01:18, SC 4th-00:47.
Largest lead - UCONN by 21 3rd-01:20, SC None.
UCONN led for 37:45. SC led for 00:00. Game was tied for 02:15.
Score tied - 1 time.
Lead changed - 0 times.



Official Basketball Box Score - Game Totals - Final Statistics
#16/19 Florida vs #2/2 South Carolina
02/11/16 7 p.m. at Columbia, S.C./Colonial Life Arena



#16/19 Florida 71 • 19-5 (7-4 SEC)

Box score table for #16/19 Florida vs #2/2 South Carolina. Columns include Player, FG-FGA, 3-Ptr, FT-FTA, Rebounds, PF, TP, A TO Blk Stl, Min. Totals: 27-69, 8-22, 9-15, 10 20 30, 29 71, 15 20 3 13, 200.

1st FG %: 6-15 40.0% 2nd: 7-20 35.0% 3rd: 7-15 46.7% 4th: 7-19 36.8% Game: 27-69 39.1% Deadball Rebounds 4,2
3FG %: 2-5 40.0% 1-5 20.0% 3-5 60.0% 2-6 33.3% 8-22 36.4%
FT %: 2-2 100.0% 0-3 0.0% 1-2 50.0% 6-8 75.0%

#2/2 South Carolina 86 • 23-1 (11-0 SEC)

Box score table for #2/2 South Carolina vs #16/19 Florida. Columns include Player, FG-FGA, 3-Ptr, FT-FTA, Rebounds, PF, TP, A TO Blk Stl, Min. Totals: 28-57, 8-19, 22-31, 11 33 44, 17 86, 21 22 5 10, 200.

1st FG %: 5-13 38.5% 2nd: 9-16 56.3% 3rd: 7-15 46.7% 4th: 7-13 53.8% Game: 28-57 49.1% Deadball Rebounds 5,1
3FG %: 2-3 66.7% 2-3 66.7% 2-6 33.3% 1-3 33.3% 8-19 42.1%
FT %: 6-7 85.7% 4-6 66.7% 0-2 0.0% 12-16 75.0%

Officials: Scott Yarbrough, Michael McConnell, Pualani Spurlock
Technical fouls: #16/19 Florida-TEAM. #2/2 South Carolina-SESSIONS, Khadijah.
Attendance: 13324

Score by periods table for #16/19 Florida vs #2/2 South Carolina. Columns: 1st, 2nd, 3rd, 4th, Total. Totals: 16, 15, 18, 22, 71.

Points In Off 2nd Fast Bench table for #16/19 Florida vs #2/2 South Carolina. Columns: Paint, T/O, Chance, Break, 1. Totals: 32, 21, 17, 13, 43.

Last FG - UF 4th-00:41, SC 4th-01:07.
Largest lead - UF by 2 1st-09:39, SC by 20 4th-01:07.
UF led for 01:50. SC led for 37:38. Game was tied for 00:21.
Score tied - 1 time.
Lead changed - 1 time.



2015-16 South Carolina Basketball
#3/2 South Carolina Season Schedule/Results & Leaders (as of Feb 18, 2016)
All games



RECORD:	OVERALL	HOME	AWAY	NEUTRAL
ALL GAMES	25-1	13-1	9-0	3-0
CONFERENCE	13-0	7-0	6-0	0-0
NON-CONFERENCE	12-1	6-1	3-0	3-0

Date	Opponent	Score	Att.	High Points	High Rebounds
11/13/15	#6/10 OHIO STATE	w 88-80	16815	(20)WILSON, A'ja	(14)WILSON, A'ja
11/15/15	UNCG	w 92-44	13607	(19)WILSON, A'ja	(11)IMOVBIQH, Sarah
11/18/15	at Clemson	w 67-41	1030	(18)MITCHELL, Tiffany	(6)COATES, Alaina (6)IMOVBIQH, Sarah (6)WHITE, Jatarie
11/22/15	at UCLA	w 68-65	2018	(17)ROY, Tina (17)MITCHELL, Tiffany	(12)COATES, Alaina
11/27/15	@vs #16/18 Arizona State	w 60-58	2020	(18)CUEVAS, Bianca (18)WILSON, A'ja	(11)WILSON, A'ja
11/28/15	@vs CSU Bakersfield	w 90-71	2152	(26)WILSON, A'ja	(8)WILSON, A'ja
11/29/15	@at Hawaii	w 67-51	2073	(18)WILSON, A'ja	(5)WILSON, A'ja
12/06/15	#14/13 DUKE	w 66-55	16429	(28)WILSON, A'ja	(11)WILSON, A'ja
12/13/15	WINTHROP	w 86-37	13409	(29)COATES, Alaina	(16)COATES, Alaina
12/16/15	HAMPTON	w 86-48	12117	(22)COATES, Alaina	(12)COATES, Alaina
12/20/15	<vs East Carolina	w 88-57		(18)MITCHELL, Tiffany	(15)COATES, Alaina
12/22/15	ELON	w 78-63	13670	(18)MITCHELL, Tiffany	(8)WILSON, A'ja (8)COATES, Alaina
01/03/16	*ARKANSAS	w 85-32	13407	(21)ROY, Tina	(10)WILSON, A'ja (10)COATES, Alaina
01/07/16	*at Vanderbilt	w 71-61	2547	(22)MITCHELL, Tiffany	(10)COATES, Alaina
01/10/16	*#20/- MISSOURI	w 83-58	15934	(19)MITCHELL, Tiffany	(12)COATES, Alaina
01/14/16	*at #9/9 Kentucky	w 73-62	5527	(26)WILSON, A'ja	(13)WILSON, A'ja
01/17/16	*#15/11 TEXAS A&M	w 59-58	15406	(26)WILSON, A'ja	(11)COATES, Alaina
01/21/16	*at Auburn	w 74-58	2419	(17)COATES, Alaina	(10)COATES, Alaina
01/24/16	*at #10/10 Mississippi State	w 57-51	10626	(21)MITCHELL, Tiffany	(11)WILSON, A'ja (11)COATES, Alaina
01/28/16	*OLE MISS	w 81-62	14313	(17)WILSON, A'ja	(14)COATES, Alaina
01/31/16	*at #10/10 Texas A&M	w 70-63	8511	(27)WILSON, A'ja	(10)WILSON, A'ja (10)COATES, Alaina
02/04/16	*#18/18 KENTUCKY	w 78-68	15015	(27)COATES, Alaina	(13)COATES, Alaina
02/08/16	#1/1 UCONN	54-66 L	18000	(13)WILSON, A'ja (13)IMOVBIQH, Sarah	(9)COATES, Alaina
02/11/16	*#16/19 FLORIDA	w 86-71	13324	(22)MITCHELL, Tiffany	(11)COATES, Alaina
02/15/16	*at #24/- Tennessee	w 62-56	12014	(25)WILSON, A'ja	(10)COATES, Alaina
02/18/16	*GEORGIA	w 61-51	16186	(19)MITCHELL, Tiffany	(9)WILSON, A'ja

* = Conference game

@ = Rainbow Wahine Showdown (Honolulu, Hawaii)

< = Carolinas Challenge (Myrtle Beach, S.C.)

Attendance Summary	Games	Attend	Avg/Game
Home	14	207632	14831
Away	9	46765	5196
Neutral	3	4172	1391
Total	26	258569	9945



2015-16 South Carolina Basketball
#3/2 South Carolina Points-Rebounds-Assists (as of Feb 18, 2016)
All games



Opponent	Date	Score	01		04		05		22		23		24		25	
			CUEVAS,BIA	CLINEY,DON	SESSIONS,K	WILSON,A'J	ROY,TINA	IMOVBIOH,S	MITCHELL,T							
#6/10 OHIO STATE	11/13/15	88-80	w	5-0-1	DNP	12-3-3	20-14-0	3-1-1	8-10-0	15-3-3						
UNCG	11/15/15	92-44	w	11-2-1	DNP	2-1-4	19-10-1	9-0-6	14-11-0	10-2-5						
at Clemson	11/18/15	67-41	w	4-1-2	DNP	0-2-5	7-5-0	3-1-1	9-6-0	18-5-0						
at UCLA	11/22/15	68-65	w	7-2-2	DNP	0-5-1	11-10-3	17-3-4	0-4-0	17-5-2						
vs #16/18 Arizona State	11/27/15	60-58	w	18-2-0	DNP	6-3-0	18-11-1	3-2-3	1-8-0	6-1-1						
vs CSU Bakersfield	11/28/15	90-71	w	20-4-6	DNP	8-1-1	26-8-4	3-5-3	6-5-0	13-1-1						
at Hawaii	11/29/15	67-51	w	13-4-0	DNP	11-4-4	18-5-0	0-0-2	3-4-0	14-2-2						
#14/13 DUKE	12/06/15	66-55	w	2-4-2	DNP	5-5-1	28-11-2	3-1-2	0-0-0	12-4-2						
WINTHROP	12/13/15	86-37	w	13-2-1	DNP	4-1-6	DNP	3-0-3	7-4-1	12-5-3						
HAMPTON	12/16/15	86-48	w	6-1-1	DNP	5-4-2	DNP	0-3-3	19-7-0	17-6-2						
vs East Carolina	12/20/15	88-57	w	4-1-1	DNP	5-2-3	15-10-0	3-3-0	4-12-2	18-1-3						
ELON	12/22/15	78-63	w	2-1-2	DNP	6-2-4	12-8-2	9-0-1	2-3-0	18-4-2						
ARKANSAS	01/03/16	85-32	w	10-2-3	DNP	7-3-4	14-10-1	21-1-3	9-7-0	12-3-4						
at Vanderbilt	01/07/16	71-61	w	4-1-2	2-0-0	10-4-0	4-6-2	13-1-1	0-2-0	22-2-5						
#20/- MISSOURI	01/10/16	83-58	w	6-0-1	5-1-0	9-0-1	11-11-1	3-2-2	4-2-2	19-2-2						
at #9/9 Kentucky	01/14/16	73-62	w	2-0-1	0-0-0	8-1-3	26-13-2	12-3-4	0-5-0	16-2-2						
#15/11 TEXAS A&M	01/17/16	59-58	w	9-3-2	DNP	8-2-2	26-8-1	0-2-1	0-1-0	11-4-2						
at Auburn	01/21/16	74-58	w	1-2-2	3-2-3	5-3-1	11-6-2	12-0-2	2-2-0	13-1-5						
at #10/10 Mississippi S	01/24/16	57-51	w	0-0-1	1-0-0	10-4-1	6-11-1	11-1-2	0-7-0	21-2-2						
OLE MISS	01/28/16	81-62	w	6-0-1	4-3-1	4-2-5	17-9-2	9-0-4	7-9-0	15-4-4						
at #10/10 Texas A&M	01/31/16	70-63	w	0-0-0	0-0-0	10-2-3	27-10-1	1-1-1	0-1-0	20-4-2						
#18/18 KENTUCKY	02/04/16	78-68	w	5-2-2	7-1-2	9-4-1	18-7-3	7-1-4	2-1-0	2-0-0						
#1/1 UCONN	02/08/16	54-66	L	2-2-1	4-0-1	4-1-2	13-6-0	0-2-2	13-8-0	12-5-0						
#16/19 FLORIDA	02/11/16	86-71	w	3-0-3	10-3-2	6-0-4	13-9-1	6-2-4	6-6-0	22-3-4						
at #24/- Tennessee	02/15/16	62-56	w	2-0-2	2-1-0	13-2-0	25-6-1	8-3-3	0-3-0	12-2-2						
GEORGIA	02/18/16	61-51	w	DNP	1-2-0	13-1-2	16-9-2	3-3-1	2-5-0	19-4-4						

Opponent	Date	Score	31		40		41		44	
			DOZIER,ASI	WHITE,JATA	COATES,ALA	FARMER,IND				
#6/10 OHIO STATE	11/13/15	88-80	w	4-0-1	4-3-2	17-13-0	DNP			
UNCG	11/15/15	92-44	w	3-2-6	5-3-1	12-7-0	0-1-0			
at Clemson	11/18/15	67-41	w	8-1-0	3-6-2	10-6-1	DNP			
at UCLA	11/22/15	68-65	w	0-0-0	2-2-0	12-12-0	DNP			
vs #16/18 Arizona State	11/27/15	60-58	w	2-1-0	0-2-0	6-7-1	DNP			
vs CSU Bakersfield	11/28/15	90-71	w	0-0-0	2-5-1	6-4-0	DNP			
at Hawaii	11/29/15	67-51	w	3-0-3	0-2-1	3-1-0	DNP			
#14/13 DUKE	12/06/15	66-55	w	0-2-3	0-5-1	16-7-0	DNP			
WINTHROP	12/13/15	86-37	w	9-2-3	4-9-1	29-16-0	0-1-0			
HAMPTON	12/16/15	86-48	w	6-2-5	8-7-0	22-12-2	DNP			
vs East Carolina	12/20/15	88-57	w	10-1-0	14-4-0	10-15-0	0-1-0			
ELON	12/22/15	78-63	w	7-1-3	2-2-0	16-8-0	DNP			
ARKANSAS	01/03/16	85-32	w	DNP	1-5-1	11-10-2	0-1-0			
at Vanderbilt	01/07/16	71-61	w	3-1-4	2-2-0	11-10-1	DNP			
#20/- MISSOURI	01/10/16	83-58	w	2-3-1	11-4-0	13-12-0	DNP			
at #9/9 Kentucky	01/14/16	73-62	w	0-1-0	0-5-0	9-11-1	DNP			
#15/11 TEXAS A&M	01/17/16	59-58	w	0-1-1	0-0-0	5-11-3	DNP			
at Auburn	01/21/16	74-58	w	1-2-3	9-2-0	17-10-2	DNP			
at #10/10 Mississippi S	01/24/16	57-51	w	2-1-1	0-0-0	6-11-1	DNP			
OLE MISS	01/28/16	81-62	w	3-0-5	3-2-0	13-14-2	DNP			
at #10/10 Texas A&M	01/31/16	70-63	w	0-1-1	0-0-0	12-10-6	DNP			
#18/18 KENTUCKY	02/04/16	78-68	w	DNP	1-3-1	27-13-2	DNP			
#1/1 UCONN	02/08/16	54-66	L	DNP	4-1-1	2-9-0	DNP			
#16/19 FLORIDA	02/11/16	86-71	w	DNP	6-5-0	14-11-3	DNP			
at #24/- Tennessee	02/15/16	62-56	w	DNP	0-1-1	0-10-1	DNP			
GEORGIA	02/18/16	61-51	w	DNP	DNP	7-8-1	DNP			



2015-16 South Carolina Basketball
#3/2 South Carolina Team Game-by-Game Comparison (as of Feb 18, 2016)
All games



Opponent	1st	2nd	Score	Mar	Total FG	FG Pct	3-Pointers	3FG Pct	Free Throws	FT Pct	Rebounds	Assist	T/Over	Block	Steal	Fouls	
#6/10 OHIO STATE	45/47	43/33	88-80	+8	31-69/26-80	.449/.325	3-11/10-23	.273/.435	23-35/18-20	.657/.900	51/42	+9	11/3	20/18	6/10	9/13	20/29
UNCG	53/25	39/19	92-44	+48	35-67/16-62	.522/.258	8-24/3-13	.333/.231	14-23/9-14	.609/.643	47/36	+1	25/4	10/21	10/2	15/6	15/21
Clemson	31/20	36/21	67-41	+26	23-63/14-43	.365/.326	7-25/3-7	.280/.429	14-28/10-14	.500/.714	41/36	+5	13/12	5/19	6/0	12/0	15/24
UCLA	32/31	36/34	68-65	+3	24-55/23-64	.436/.359	6-19/4-18	.316/.222	14-16/15-25	.875/.600	45/31	+14	12/10	2/19	4/3	6/13	19/21
#16/18 Arizona State	30/33	30/25	60-58	+2	24-58/21-61	.414/.344	1-11/8-20	.091/.400	11-16/8-14	.688/.571	42/39	+3	6/10	2/19	3/1	10/11	16/15
CSU Bakersfield	45/37	45/34	90-71	+19	35-64/25-58	.547/.431	3-12/8-18	.250/.444	17-31/13-15	.548/.867	39/30	+9	18/16	5/11	5/0	5/2	12/27
Hawaii	29/22	38/29	67-51	+16	25-55/19-50	.455/.380	4-14/5-18	.286/.278	13-19/8-18	.684/.444	30/33	(3)	12/11	14/20	5/3	9/3	22/20
#14/13 DUKE	30/26	36/29	66-55	+11	24-57/21-59	.421/.356	2-10/3-10	.200/.300	16-28/10-13	.571/.759	43/36	+7	13/9	14/15	5/6	8/8	16/21
WINTHROP	47/13	39/24	86-37	+49	34-62/16-64	.548/.250	9-24/1-9	.375/.111	9-12/4-15	.750/.267	48/32	+16	25/9	13/14	16/4	10/9	13/16
HAMPTON	30/18	56/30	86-48	+38	28-58/19-61	.483/.311	6-16/5-21	.375/.238	24-31/5-8	.774/.625	52/19	+33	17/12	17/9	2/6	3/10	13/25
East Carolina	44/26	44/31	88-57	+31	31-66/19-69	.470/.275	5-18/6-23	.278/.261	21-28/13-14	.750/.929	54/37	+17	13/7	11/13	4/3	7/3	14/26
ELON	35/31	43/32	78-63	+15	30-63/23-52	.476/.442	8-19/4-13	.421/.308	10-14/13-19	.714/.684	34/26	+8	14/14	14/17	6/1	6/7	17/17
ARKANSAS	44/18	41/14	85-32	+53	33-63/13-54	.524/.415	11-23/1-12	.478/.083	8-13/5-10	.615/.500	48/26	+22	18/9	15/18	2/1	11/5	11/17
Vanderbilt	31/31	40/30	71-61	+10	25-50/22-53	.500/.415	10-22/4-20	.455/.200	11-23/13-15	.478/.867	30/29	+1	15/12	11/13	0/1	7/5	18/19
#20- MISSOURI	35/17	48/41	83-58	+25	24-57/18-58	.421/.310	3-14/4-21	.214/.190	15-25/11-18	.744/.857	39/37	+2	10/11	13/20	7/2	14/6	22/34
#9/9 Kentucky	28/32	45/30	73-62	+11	26-63/24-64	.413/.375	6-17/3-9	.353/.333	11-19/5-8	.579/.625	33/43	+1	13/7	11/13	10/2	3/3	16/22
#15/11 TEXAS A&M	26/27	33/31	59-58	+1	23-54/25-68	.426/.368	2-12/3-7	.167/.429	15-25/11-14	.650/.786	34/30	+4	20/14	12/13	1/1	7/7	15/16
Auburn	33/20	41/38	74-58	+16	27-52/19-55	.519/.345	7-19/9-27	.368/.333	13-20/11-14	.650/.786	40/31	+9	9/9	21/13	6/2	5/5	21/21
#10/10 Mississippi State	22/20	35/31	57-51	+6	19-44/16-59	.432/.271	4-13/3-13	.308/.231	15-23/16-17	.652/.941	45/28	+17	24/14	11/14	3/3	9/8	11/21
OLE MISS	40/26	41/36	81-62	+19	31-68/26-54	.456/.481	7-23/3-19	.304/.158	12-24/7-13	.500/.538	45/28	+4	14/16	16/17	5/6	9/6	16/21
#10/10 Texas A&M	25/31	45/32	70-63	+7	24-53/27-62	.453/.435	2-11/3-12	.182/.250	20-25/6-6	.800/1000	34/30	+4	15/11	17/11	6/1	8/4	17/31
#18/18 KENTUCKY	35/30	43/38	78-68	+10	26-50/28-69	.520/.406	2-12/2-8	.167/.250	24-35/10-14	.686/.714	39/32	+7	7/14	15/13	5/6	6/9	15/16
#1/1 UCONN	25/35	29/31	54-66	(12)	20-53/24-57	.377/.421	3-10/6-16	.300/.375	11-16/12-18	.688/.667	44/30	+14	21/15	22/20	5/3	10/13	17/29
#16/19 FLORIDA	43/31	43/40	86-71	+15	28-57/27-69	.491/.391	8-19/8-22	.421/.364	22-31/9-15	.710/.600	30/43	(13)	10/6	12/19	5/4	8/4	21/22
#24/- Tennessee	24/21	38/35	62-56	+6	18-49/18-53	.367/.340	4-13/3-14	.308/.214	22-30/17-22	.733/.773	39/34	+5	10/14	17/21	4/5	13/7	16/23
GEORGIA	27/13	34/38	61-51	+10	20-53/21-59	.377/.356	5-17/6-21	.294/.286	16-27/3-6	.593/.500							

Note: Game totals are displayed in the format TEAM/OPPONENT for each category



2015-16 South Carolina Basketball
#3/2 South Carolina Combined Team Statistics (as of Feb 18, 2016)
Last 5



RECORD:	OVERALL	HOME	AWAY	NEUTRAL
ALL GAMES	4-1	3-1	1-0	0-0
CONFERENCE	4-0	3-0	1-0	0-0
NON-CONFERENCE	0-1	0-1	0-0	0-0

##	Player	gp-gs	min	avg	Total		3-Point		F-Throw		Rebounds				pf	dq	a	to	blk	stl	pts	avg
					fg-fga	fg%	3fg-fga	3fg%	ft-fa	ft%	off	def	tot	avg								
22	WILSON, A'ja	5-5	143	28.6	28-49	.571	0-0	.000	29-38	.763	10	27	37	7.4	17	0	7	14	15	4	85	17.0
25	MITCHELL, Tiffany	5-5	156	31.2	20-53	.377	8-22	.364	19-21	.905	1	13	14	2.8	8	0	10	12	2	7	67	13.4
41	COATES, Alaina	5-5	151	30.2	21-35	.600	0-0	.000	8-20	.400	5	46	51	10.2	18	0	7	14	5	10	50	10.0
05	SESSIONS, Khadijah	5-5	140	28.0	10-25	.400	5-11	.455	20-32	.625	0	8	8	1.6	12	0	9	7	0	10	45	9.0
23	ROY, Tina	5-2	126	25.2	8-36	.222	6-27	.222	2-2	1.000	5	6	11	2.2	1	0	14	5	0	4	24	4.8
04	CLINEY, Doniyah	5-3	105	21.0	8-19	.421	2-7	.286	6-9	.667	1	6	7	1.4	7	0	5	12	0	6	24	4.8
24	IMOVBIQH, Sarah	5-0	71	14.2	11-19	.579	0-0	.000	1-3	.333	12	11	23	4.6	10	0	0	4	0	0	23	4.6
01	CUEVAS, Bianca	4-0	74	18.5	3-21	.143	1-4	.250	5-6	.833	1	3	4	1.0	3	0	8	8	2	3	12	3.0
40	WHITE, Jatarie	4-0	34	8.5	3-5	.600	0-0	.000	5-8	.625	2	8	10	2.5	9	0	3	4	1	1	11	2.8
Team											8	14	22		1		3					
Total.....		5	1000		112-262	.427	22-71	.310	95-139	.683	45	142	187	37.4	86	0	63	83	25	45	341	68.2
Opponents.....		5	1000		118-307	.384	25-81	.309	51-75	.680	56	118	174	34.8	121	5	60	84	19	37	312	62.4



2015-16 South Carolina Basketball
#3/2 South Carolina Combined Team Statistics (as of Feb 18, 2016)
Last 3



RECORD:	OVERALL	HOME	AWAY	NEUTRAL
ALL GAMES	3-0	2-0	1-0	0-0
CONFERENCE	3-0	2-0	1-0	0-0
NON-CONFERENCE	0-0	0-0	0-0	0-0

##	Player	gp-gs	min	avg	Total		3-Point		F-Throw		Rebounds				pf	dq	a	to	blk	stl	pts	avg
					fg-fga	fg%	3fg-fga	3fg%	ft-fa	ft%	off	def	tot	avg								
22	WILSON, A'ja	3-3	92	30.7	18-34	.529	0-0	.000	18-24	.750	7	17	24	8.0	10	0	4	8	11	3	54	18.0
25	MITCHELL, Tiffany	3-3	107	35.7	15-39	.385	6-17	.353	17-19	.895	1	8	9	3.0	6	0	10	7	1	4	53	17.7
05	SESSIONS, Khadijah	3-3	87	29.0	6-14	.429	4-8	.500	16-25	.640	0	3	3	1.0	11	0	6	4	0	7	32	10.7
41	COATES, Alaina	3-3	93	31.0	10-15	.667	0-0	.000	1-6	.167	0	29	29	9.7	11	0	5	8	1	7	21	7.0
23	ROY, Tina	3-0	74	24.7	6-22	.273	5-17	.294	0-0	.000	4	4	8	2.7	0	0	8	3	0	2	17	5.7
04	CLINEY, Doniyah	3-3	59	19.7	4-12	.333	1-5	.200	4-6	.667	1	5	6	2.0	3	0	2	9	0	5	13	4.3
40	WHITE, Jatarie	2-0	13	6.5	2-3	.667	0-0	.000	2-4	.500	1	5	6	3.0	4	0	1	2	1	1	6	3.0
24	IMOVBIQH, Sarah	3-0	42	14.0	4-11	.364	0-0	.000	0-2	.000	9	5	14	4.7	7	0	0	3	0	0	8	2.7
01	CUEVAS, Bianca	2-0	33	16.5	1-9	.111	1-2	.500	2-2	1.000	0	0	0	0.0	1	0	5	6	0	2	5	2.5
Team											5	9	14		1		1					
Total.....		3	600		66-159	.415	17-49	.347	60-88	.682	28	85	113	37.7	54	0	41	51	14	31	209	69.7
Opponents.....		3	600		66-181	.365	17-57	.298	29-43	.674	34	73	107	35.7	74	4	35	60	12	24	178	59.3



2015-16 South Carolina Basketball
#3/2 South Carolina Combined Team Statistics (as of Feb 15, 2016)
vs Ranked



RECORD:	OVERALL	HOME	AWAY	NEUTRAL
ALL GAMES	11-1	6-1	4-0	1-0
CONFERENCE	8-0	4-0	4-0	0-0
NON-CONFERENCE	3-1	2-1	0-0	1-0

##	Player	gp-gs	min	avg	Total		3-Point		F-Throw		Rebounds				pf	dq	a	to	blk	stl	pts	avg						
					fg-fga	fg%	3fg-fga	3fg%	ft-fga	ft%	off	def	tot	avg														
22	WILSON, A'ja	12-12	356	29.7	84-157	.535	0-0	.000	63-82	.768	36	81	117	9.8	31	0	14	33	49	11	231	19.3						
25	MITCHELL, Tiffany	12-12	398	33.2	53-143	.371	14-56	.250	48-56	.857	10	22	32	2.7	29	0	22	40	3	21	168	14.0						
41	COATES, Alaina	12-11	351	29.3	49-76	.645	0-0	.000	29-56	.518	23	102	125	10.4	32	0	18	20	11	20	127	10.6						
05	SESSIONS, Khadijah	12-12	360	30.0	29-66	.439	6-18	.333	36-56	.643	6	21	27	2.3	31	1	21	18	1	23	100	8.3						
23	ROY, Tina	12-5	274	22.8	19-73	.260	16-57	.281	3-7	.429	4	17	21	1.8	7	0	29	17	1	6	57	4.8						
01	CUEVAS, Bianca	12-0	174	14.5	17-64	.266	2-11	.182	18-27	.667	2	11	13	1.1	11	0	16	18	2	11	54	4.5						
04	CLINEY, Doniyah	8-2	110	13.8	10-23	.435	2-5	.400	7-12	.583	2	4	6	0.8	12	0	5	11	0	4	29	3.6						
24	IMOVBIOH, Sarah	12-1	131	10.9	16-27	.593	0-0	.000	2-9	.222	24	28	52	4.3	23	0	2	11	2	0	34	2.8						
40	WHITE, Jatarie	12-0	120	10.0	7-19	.368	0-1	.000	12-17	.706	10	19	29	2.4	21	0	6	12	3	4	26	2.2						
31	DOZIER, Asia	8-5	107	13.4	3-13	.231	0-4	.000	4-4	1.000	2	8	10	1.3	8	0	8	12	0	2	10	1.3						
00	COLLEY, Shay	2-0	16	8.0	0-2	.000	0-1	.000	0-0	.000	0	1	1	0.5	4	0	0	2	0	0	0	0.0						
03	DUCKETT, Kaydra	1-0	3	3.0	0-1	.000	0-0	.000	0-0	.000	0	0	0	0.0	1	0	0	0	0	0	0	0.0						
Team											20	21	41	1		4												
Total.....		12	2400	287-664		.432	40-153	.261	222-326	.681	139	335	474	39.5	211	1	141	198	72	102	836	69.7						
Opponents.....		12	2400	275-759		.362	56-175	.320	140-186	.753	165	276	441	36.8	282	10	123	193	50	92	746	62.2						

TEAM STATISTICS

	SC	OPP
SCORING	836	746
Points per game	69.7	62.2
Scoring margin	+7.5	-
FIELD GOALS-ATT	287-664	275-759
Field goal pct	.432	.362
3 POINT FG-ATT	40-153	56-175
3-point FG pct	.261	.320
3-pt FG made per game	3.3	4.7
FREE THROWS-ATT	222-326	140-186
Free throw pct	.681	.753
F-Throws made per game	18.5	11.7
REBOUNDS	474	441
Rebounds per game	39.5	36.8
Rebounding margin	+2.8	-
ASSISTS	141	123
Assists per game	11.8	10.3
TURNOVERS	198	193
Turnovers per game	16.5	16.1
Turnover margin	-0.4	-
Assist/turnover ratio	0.7	0.6
STEALS	102	92
Steals per game	8.5	7.7
BLOCKS	72	50
Blocks per game	6.0	4.2
ATTENDANCE	110923	38698
Home games-Avg/Game	7-15846	4-9170
Neutral site-Avg/Game	-	1-2020

Date	Opponent		Score	Att.
11/13/15	#6/10 OHIO STATE	w	88-80	16815
@ 11/27/15	vs #16/18 Arizona State	w	60-58	2020
12/06/15	#14/13 DUKE	w	66-55	16429
* 01/10/16	#20/- MISSOURI	w	83-58	15934
* 01/14/16	at #9/9 Kentucky	w	73-62	5527
* 01/17/16	#15/11 TEXAS A&M	w	59-58	15406
* 01/24/16	at #10/10 Mississippi State	w	57-51	10626
* 01/31/16	at #10/10 Texas A&M	w	70-63	8511
* 02/04/16	#18/18 KENTUCKY	w	78-68	15015
02/08/16	#1/1 UCONN	L	54-66	18000
* 02/11/16	#16/19 FLORIDA	w	86-71	13324
* 02/15/16	at #24/- Tennessee	w	62-56	12014

* = Conference game

@ = Rainbow Wahine Showdown (Honolulu, Hawaii)

< = Carolinas Challenge (Myrtle Beach, S.C.)

Score by Periods	1st	2nd	3rd	4th	Totals
#3/2 South Carolina	173	195	207	261	836
Opponents	171	179	190	206	746



2015-16 South Carolina Basketball
#3/2 South Carolina Combined Team Statistics (as of Feb 18, 2016)
Conference games



RECORD:	OVERALL	HOME	AWAY	NEUTRAL
ALL GAMES	13-0	7-0	6-0	0-0
CONFERENCE	13-0	7-0	6-0	0-0
NON-CONFERENCE	0-0	0-0	0-0	0-0

##	Player	gp-gs	min	avg	Total		3-Point		F-Throw		Rebounds				pf	dq	a	to	blk	stl	pts	avg									
					fg-fga	fg%	3fg-fga	3fg%	ft-fga	ft%	off	def	tot	avg																	
22	WILSON, A'ja	13-13	374	28.8	78-148	.527	0-0	.000	58-81	.716	35	80	115	8.8	35	0	20	30	44	8	214	16.5									
25	MITCHELL, Tiffany	13-13	404	31.1	65-156	.417	20-65	.308	54-65	.831	10	23	33	2.5	26	0	38	35	2	24	204	15.7									
41	COATES, Alaina	13-13	385	29.6	58-82	.707	0-0	.000	29-56	.518	27	114	141	10.8	33	0	25	22	10	17	145	11.2									
05	SESSIONS, Khadijah	13-13	377	29.0	32-63	.508	12-26	.462	36-56	.643	6	22	28	2.2	32	1	27	19	2	28	112	8.6									
23	ROY, Tina	13-2	305	23.5	35-98	.357	32-83	.386	4-9	.444	5	15	20	1.5	4	0	32	15	0	11	106	8.2									
01	CUEVAS, Bianca	12-0	187	15.6	16-59	.271	3-18	.167	13-18	.722	2	8	10	0.8	12	0	20	22	0	13	48	4.0									
04	CLINEY, Doniyah	11-3	141	12.8	12-32	.375	2-8	.250	9-16	.563	4	9	13	1.2	18	0	8	14	0	7	35	3.2									
40	WHITE, Jatarie	12-0	135	11.3	10-24	.417	0-2	.000	13-22	.591	11	18	29	2.4	19	0	3	9	3	4	33	2.8									
24	IMOVBIQH, Sarah	13-0	149	11.5	15-32	.469	0-0	.000	2-11	.182	30	21	51	3.9	24	0	2	14	2	1	32	2.5									
31	DOZIER, Asia	8-8	133	16.6	3-19	.158	2-13	.154	3-4	.750	2	8	10	1.3	9	0	16	11	0	2	11	1.4									
03	DUCKETT, Kaydra	1-0	7	7.0	0-0	.000	0-0	.000	0-0	.000	0	2	2	2.0	2	0	0	2	0	1	0	0.0									
44	FARMER, India	1-0	3	3.0	0-0	.000	0-0	.000	0-0	.000	0	1	1	1.0	0	0	0	0	0	0	0	0.0									
Team											20	26	46		1		1														
Total.....		13	2600		324-713	.454	71-215	.330	221-338	.654	152	347	499	38.4	215	1	191	194	63	116	940	72.3									
Opponents.....		13	2600		284-777	.366	52-205	.254	131-179	.732	155	281	436	33.5	297	12	150	207	38	83	751	57.8									

TEAM STATISTICS	SC	OPP	Date	Opponent	Score	Att.
SCORING	940	751	* 01/03/16	ARKANSAS	w 85-32	13407
Points per game	72.3	57.8	* 01/07/16	at Vanderbilt	w 71-61	2547
Scoring margin	+14.5	-	* 01/10/16	#20/- MISSOURI	w 83-58	15934
FIELD GOALS-ATT	324-713	284-777	* 01/14/16	at #9/9 Kentucky	w 73-62	5527
Field goal pct	.454	.366	* 01/17/16	#15/11 TEXAS A&M	w 59-58	15406
3 POINT FG-ATT	71-215	52-205	* 01/21/16	at Auburn	w 74-58	2419
3-point FG pct	.330	.254	* 01/24/16	at #10/10 Mississippi State	w 57-51	10626
3-pt FG made per game	5.5	4.0	* 01/28/16	OLE MISS	w 81-62	14313
FREE THROWS-ATT	221-338	131-179	* 01/31/16	at #10/10 Texas A&M	w 70-63	8511
Free throw pct	.654	.732	* 02/04/16	#18/18 KENTUCKY	w 78-68	15015
F-Throws made per game	17.0	10.1	* 02/11/16	#16/19 FLORIDA	w 86-71	13324
REBOUNDS	499	436	* 02/15/16	at #24/- Tennessee	w 62-56	12014
Rebounds per game	38.4	33.5	* 02/18/16	GEORGIA	w 61-51	16186
Rebounding margin	+4.8	-				
ASSISTS	191	150				
Assists per game	14.7	11.5	* = Conference game			
TURNOVERS	194	207	@ = Rainbow Wahine Showdown (Honolulu, Hawaii)			
Turnovers per game	14.9	15.9	< = Carolinas Challenge (Myrtle Beach, S.C.)			
Turnover margin	+1.0	-				
Assist/turnover ratio	1.0	0.7				
STEALS	116	83				
Steals per game	8.9	6.4				
BLOCKS	63	38				
Blocks per game	4.8	2.9				
ATTENDANCE	103585	41644				
Home games-Avg/Game	7-14798	6-6941				
Neutral site-Avg/Game	-	0-0				

Score by Periods	1st	2nd	3rd	4th	Totals
#3/2 South Carolina	178	235	255	272	940
Opponents	151	166	198	236	751



2015-16 South Carolina Basketball
#3/2 South Carolina Combined Team Statistics (as of Feb 18, 2016)
All games



RECORD:	OVERALL	HOME	AWAY	NEUTRAL
ALL GAMES	25-1	13-1	9-0	3-0
CONFERENCE	13-0	7-0	6-0	0-0
NON-CONFERENCE	12-1	6-1	3-0	3-0

##	Player	gp-gs	min	avg	Total		3-Point		F-Throw		Rebounds			pf	dq	a	to	blk	stl	pts	avg	
					fg-fga	fg%	3fg-fga	3fg%	ft-fga	ft%	off	def	tot									
22	WILSON, A'ja	24-24	651	27.1	155-288	.538	0-0	.000	91-129	.705	67	146	213	8.9	61	1	33	49	76	17	401	16.7
25	MITCHELL, Tiffany	26-26	798	30.7	122-297	.411	44-129	.341	98-118	.831	26	51	77	3.0	47	0	64	68	6	44	386	14.8
41	COATES, Alaina	26-25	697	26.8	125-186	.672	0-0	.000	56-108	.519	65	193	258	9.9	65	0	29	45	35	30	306	11.8
05	SESSIONS, Khadijah	26-26	688	26.5	55-116	.474	15-39	.385	55-86	.640	15	47	62	2.4	61	1	63	37	2	52	180	6.9
23	ROY, Tina	26-12	551	21.2	54-167	.323	50-141	.355	4-9	.444	8	33	41	1.6	10	0	63	26	1	14	162	6.2
01	CUEVAS, Bianca	25-0	421	16.8	53-155	.342	9-48	.188	40-55	.727	5	31	36	1.4	25	0	40	43	2	28	155	6.2
24	IMOVBIQH, Sarah	26-3	361	13.9	48-80	.600	0-0	.000	22-49	.449	66	67	133	5.1	41	0	5	22	3	7	118	4.5
04	CLINEY, Doniyah	12-3	161	13.4	13-35	.371	3-10	.300	10-18	.556	4	9	13	1.1	20	0	9	15	0	7	39	3.3
40	WHITE, Jatarie	25-0	330	13.2	27-73	.370	0-3	.000	27-43	.628	23	57	80	3.2	47	0	13	18	11	6	81	3.2
31	DOZIER, Asia	20-11	329	16.5	21-62	.339	11-40	.275	10-12	.833	4	18	22	1.1	16	0	40	23	0	7	63	3.2
00	COLLEY, Shay	11-0	142	12.9	11-31	.355	3-12	.250	5-8	.625	8	12	20	1.8	18	0	13	16	1	7	30	2.7
03	DUCKETT, Kaydra	8-0	55	6.9	4-9	.444	1-3	.333	0-0	.000	1	7	8	1.0	8	0	5	4	1	3	9	1.1
44	FARMER, India	4-0	16	4.0	0-4	.000	0-3	.000	0-0	.000	1	3	4	1.0	2	0	0	0	2	0	0	0.0
Team											42	51	93		1		8					
Total.....		26	5200		688-1503	.458	136-428	.318	418-635	.658	335	725	1060	40.8	422	2	377	374	140	222	1930	74.2
Opponents.....		26	5200		550-1557	.353	118-414	.285	269-386	.697	314	554	868	33.4	575	20	281	405	83	177	1487	57.2

TEAM STATISTICS	SC	OPP	Date	Opponent	Score	Att.
SCORING	1930	1487	11/13/15	#6/10 OHIO STATE	w 88-80	16815
Points per game	74.2	57.2	11/15/15	UNCG	w 92-44	13607
Scoring margin	+17.0	-	11/18/15	at Clemson	w 67-41	1030
FIELD GOALS-ATT	688-1503	550-1557	11/22/15	at UCLA	w 68-65	2018
Field goal pct	.458	.353	@ 11/27/15	vs #16/18 Arizona State	w 60-58	2020
3 POINT FG-ATT	136-428	118-414	@ 11/28/15	vs CSU Bakersfield	w 90-71	2152
3-point FG pct	.318	.285	@ 11/29/15	at Hawaii	w 67-51	2073
3-pt FG made per game	5.2	4.5	12/06/15	#14/13 DUKE	w 66-55	16429
FREE THROWS-ATT	418-635	269-386	12/13/15	WINTHROP	w 86-37	13409
Free throw pct	.658	.697	12/16/15	HAMPTON	w 86-48	12117
F-Throws made per game	16.1	10.3	< 12/20/15	vs East Carolina	w 88-57	0
REBOUNDS	1060	868	12/22/15	ELON	w 78-63	13670
Rebounds per game	40.8	33.4	* 01/03/16	ARKANSAS	w 85-32	13407
Rebounding margin	+7.4	-	* 01/07/16	at Vanderbilt	w 71-61	2547
ASSISTS	377	281	* 01/10/16	#20/- MISSOURI	w 83-58	15934
Assists per game	14.5	10.8	* 01/14/16	at #9/9 Kentucky	w 73-62	5527
TURNOVERS	374	405	* 01/17/16	#15/11 TEXAS A&M	w 59-58	15406
Turnovers per game	14.4	15.6	* 01/21/16	at Auburn	w 74-58	2419
Turnover margin	+1.2	-	* 01/24/16	at #10/10 Mississippi State	w 57-51	10626
Assist/turnover ratio	1.0	0.7	* 01/28/16	OLE MISS	w 81-62	14313
STEALS	222	177	* 01/31/16	at #10/10 Texas A&M	w 70-63	8511
Steals per game	8.5	6.8	* 02/04/16	#18/18 KENTUCKY	w 78-68	15015
BLOCKS	140	83	02/08/16	#1/1 UCONN	L 54-66	18000
Blocks per game	5.4	3.2	* 02/11/16	#16/19 FLORIDA	w 86-71	13324
ATTENDANCE	207632	50937	* 02/15/16	at #24/- Tennessee	w 62-56	12014
Home games-Avg/Game	14-14831	9-5196	* 02/18/16	GEORGIA	w 61-51	16186
Neutral site-Avg/Game	-	3-1391				

* = Conference game
 @ = Rainbow Wahine Showdown (Honolulu, Hawaii)
 < = Carolinas Challenge (Myrtle Beach, S.C.)

Score by Periods	1st	2nd	3rd	4th	Totals
#3/2 South Carolina	423	466	516	525	1930
Opponents	343	338	396	410	1487