

SOUTH CAROLINA WOMEN'S BASKETBALL



Be the change.

Game Information

Date: Sunday, March 2, 2014, 2:30 p.m.
Site: Knoxville, Tenn./Thompson-Boling Arena (21,678)
TV: ESPNU (Melissa Lee, play-by-play; Maria Taylor, analyst)
Radio: 1320 AM The Fan (Brad Muller); GamecocksOnline.com
Live Video: ESPN3
Live Stats: GamecocksOnline.com

South Carolina Gamecocks

26-2, 14-1 SEC
Ranking: 4/5 (AP/Coaches)
Head Coach: Dawn Staley
Record at SC: 118-68 (6th)
Career Rec.: 290-148 (14th)
vs. Tennessee: 1-9
Top Scorer: Mitchell (15.7 ppg)
Top Rebounder: Coates (7.9 rpg)



vs.



Tennessee Lady Vols

23-5, 12-3 SEC
Ranking: 10/9 (AP/Coaches)
Head Coach: Holly Warlick
Record at UT: 50-13 (2nd)
Career Rec.: 50-13 (2nd)
vs. SC: 1-0
Top Scorer: Simmons (16.3 ppg)
Top Rebounder: Harrison (9.1 rpg)

Series History: UT leads 44-2
In Knoxville: UT leads 20-1
In Columbia: UT leads 19-1
Neutral Site: UT leads 4-0

2013-14 Schedule

Nov. 1	North Greenville (Exh.)	W, 96-35
Nov. 8	Charleston Southern	W, 99-29
Nov. 10	Louisiana Tech	W, 68-45
Nov. 14	C. of Charleston (FSSO)	W, 81-54
Nov. 17	Seton Hall	W, 88-67
Nov. 20	at Clemson	W, 68-43
Nov. 23	at San Diego State	W, 88-54
Nov. 25	at Southern Cal (Pac-12)	W, 70-50
Dec. 2	NC Central (FSSO)	W, 79-27
Dec. 8	at Charlotte	W, 76-61
<i>Carolinas Challenge</i>		
Dec. 18	vs. #14/13 North Carolina	L, 66-74
Dec. 20	Winthrop	W, 69-61
Dec. 22	SC State (FSSO)	W, 70-26
Dec. 28	Savannah State (FSSO)	W, 82-40
Jan. 2	at Arkansas*	W, 55-51
Jan. 5	Vanderbilt* (ESPNU)	W, 76-66
Jan. 9	#9/10 Kentucky*	W, 68-59
Jan. 12	at Auburn* (SPSO)	W, 72-66
Jan. 16	at #25/21 Texas A&M* (FSW)	L, 65-67 (ot)
Jan. 19	Alabama*	W, 77-51
Jan. 26	at #16/19 Vanderbilt* (ESPN2)	W, 61-57
Jan. 30	Mississippi*	W, 99-70
Feb. 2	Missouri*	W, 78-62
Feb. 6	at Mississippi State*	W, 71-64
Feb. 9	Arkansas* (SECTV)	W, 67-49
Feb. 16	at #19/17 LSU* (ESPN2)	W, 73-57
Feb. 20	at #15/15 Kentucky* (SPSO)	W, 81-58
Feb. 23	Florida* (SPSO)	W, 69-55
Feb. 27	Georgia*	W, 67-56
Mar. 2	at #10/9 Tennessee* (ESPNU)	2:30 p.m.

* indicates SEC game
 All Times Listed as Eastern and are subject to change
 Television outlet listed in parentheses – FSSO is Fox Sports South/Fox Sports Carolinas; SPSO is SportSouth; FSW is Fox Sports Southwest; SECTV is SEC over-the-air syndicated package













South Carolina Notables

- South Carolina won its first SEC regular-season championship this season, claiming the title outright with Thursday's win over Georgia. It is the program's sixth regular-season conference title, but the first in the SEC.
- Playing in front of 10,000+ fans each of their last two games, the Gamecocks closed out their first undefeated home season in Colonial Life Arena history with a facility-record 16 wins – one shy of the overall school record (2001-02). It is the program's second time winning every home game in a season (1978-79, 11-0 at Carolina Coliseum/Sol Blatt P.E. Center).
- South Carolina leads the SEC and is fifth in the nation with a .485 field goal percentage, but just one Gamecock ranks among the SEC's top 15 in the category thanks to the balance of the South Carolina offense. The SEC and NCAA require a minimum of five made field goals per game to qualify for the rankings. So, while Aleighsa Welch leads the league and ranks 10th in the nation, at 58.6 percent, Tiffany Mitchell's 52.7 percent, which would rank second in the SEC, is one made basket shy of qualifying.
- Working from the inside-out, the Gamecock offense presents significant challenges for opponents. While their three primary post players – Alaina Coates, Elem Ibiam and Aleighsa Welch – have accounted for 48.0 percent of the team's scoring, Tiffany Mitchell ranks among the SEC's top 10 in points, assists and steals.

Tale of the Tape

Tennessee				South Carolina			
Overall	SEC Rank	SEC Only	SEC Rank	Overall	SEC Rank	SEC Only	SEC Rank
23-5		12-3		Overall Record	26-2	14-1	
12-3		5-2		Home Record	16-0	8-0	
9-2		7-1		Away Record	10-1	6-1	
2-0				Neutral Record	0-1		
79.2	2nd	75.7	1st	Points Per Game	74.4	4th	71.9
62.8	7th	64.5	4th	Opp. Points Per Game	54.1	2nd	59.2
.466	2nd	.476	2nd	Field Goal %age	.485	1st	.479
.358	3rd	.387	3rd	Opp. Field Goal %age	.342	1st	.345
.381	2nd	.404	1st	3-Pt. Field Goal %age	.360	5th	.381
.306	7th	.314	5th	Opp. 3-Pt. Field Goal %age	.286	3rd	.330
.705	6th	.720	5th	Free Throw %age	.678	9th	.716
16.1		15.8		FTs Made Per Game	18.9		19.1
45.9	1st	41.1	1st	Rebounds Per Game	41.0	5th	40.9
+11.5	1st	+8.5	2nd	Rebounding Margin	+10.2	2nd	+9.3
16.5	1st	14.3	2nd	Assists Per Game	15.1	5th	13.8
-1.2	13th	-2.2	12th	Turnover Margin	-1.2	12th	-5.7
8.0	8th	7.9	4th	Steals Per Game	6.4	T-13th	5.0
4.0	6th	3.7	T-7th	Blocks Per Game	7.3	1st	8.5

2013-14 South Carolina Media Roster

0		<p>India Farmer 6-0 • Freshman • Forward • N. Myrtle Beach, S.C.</p> <p>PPG 0.4 RPG 0.3 APG 0.0 FG% .286 FT% —</p>	<p>LAST GAME: 2 min vs. Georgia NOTABLE: Has played in 14 games ... Hit a 3 against Alabama for first SEC pts ... First career points and rebounds against NC Central ... Named Toast of the Coast Player of the Year by <i>The Sun News</i>, earned all-state honors as a senior.</p>	<p>Career Highs Pts: 3, 2x, last vs. Ala., 1/19/14 Reb: 3 vs. NC Central 12/2/13 A: — S: — Min: 11 vs. NC Central 12/2/13</p>
2		<p>Olivia Gaines 5-7 • Junior • Guard • Chester, S.C.</p> <p>PPG 2.3 RPG 1.5 APG 1.1 FG% .512 FT% .750</p>	<p>LAST GAME: 2 pts in 12 min vs. Georgia NOTABLE: Great spark and rebounding off bench at UK ... Aggressive defender ... Named 2013 Junior/Community College Player of the Year by WBCA ... Helped team to 2013 NJCAA Division II national title.</p>	<p>Career Highs Pts: 7 vs. Savannah St., 12/28/13 Reb: 5 vs. NC Central 12/2/13 A: 5 vs. Char. Sthrn., 11/8/13 S: 3 vs. Char. Sthrn., 11/8/13 Min: 23 vs. Alabama, 1/19/14</p>
5		<p>Khadijah Sessions 5-8 • Sophomore • Guard • Myrtle Beach, S.C. <i>kub-DEE-zhub SESH-uns</i></p> <p>PPG 7.9 RPG 1.4 APG 2.9 FG% .398 FT% .721</p>	<p>LAST GAME: 5 pts, 2 assts, 2 stls vs. Georgia NOTABLE: Assist leader 6x ... has 8 10+ scoring games and 5 games of 5+ assists ... 12th in SEC in FT %age ... 3-of-3 from 3 at UK ... Hit two FTs in final seconds at Vandy and MSU ... Voted a team captain.</p>	<p>Career Highs Pts: 19 vs. Auburn, 2/3/13 Reb: 5 at Florida, 1/20/13 A: 6, 2x, vs. Missouri, 2/2/14 S: 4, 3x, vs. Missouri, 2/2/14 Min: 37 at USC, 11/25/13</p>
12		<p>Wilka Montout 6-3 • Senior • Forward • Cayenne, French Guiana <i>WIL-kub mawn-TOO</i></p> <p>PPG 1.6 RPG 1.8 APG 0.2 FG% .333 FT% .316</p>	<p>LAST GAME: 2 rebs, 2 blks vs. Georgia NOTABLE: Drew first career start on Senior Day ... Solid play at Vandy during foul trouble for starters ... Hit pair of 3s against Alabama ... Career-high 8 rebs vs CoFC ... Rangy forward who can stretch defenses with her shooting touch.</p>	<p>Career Highs Pts: 12 vs. LA Tech, 11/12/12 Reb: 8 vs. CoFC, 11/14/13 B: 2, 3x, vs. Georgia, 2/27/14 S: 1, 4x, vs. CSU, 11/8/13 Min: 24 vs. Sav. State, 11/15/12</p>
15		<p>Tiffany Davis 5-7 • R-Freshman • Guard • Houston, Texas</p> <p>PPG 2.5 RPG 1.0 APG 1.0 FG% .385 FT% .650</p>	<p>LAST GAME: 2 pts in 7 min vs. Georgia NOTABLE: Career-high 11 pts vs. Ole Miss in just 16 min off bench ... Learning how to get team organized on both ends and spot up for open shots on offense ... Good shooter ... Fully recovered from knee surgery last fall.</p>	<p>Career Highs Pts: 11 vs. Ole Miss, 1/30/14 Reb: 6 at Arkansas, 1/2/14 A: 3, 4x, vs. SC.St., 12/22/13 S: 5 vs. Elon, 11/9/12 Min: 30 at Arkansas, 1/2/14</p>
21		<p>LeAnna Morrison 5-5 • R-Sophomore • Guard • Monck's Corner, S.C.</p> <p>PPG 0.6 RPG 0.5 APG 0.2 FG% .182 FT% .600</p>	<p>LAST GAME: 1 min vs. Georgia NOTABLE: Has played in 18 games ... Hit first career field goal against NC Central ... Ran track for two seasons at Charlotte ... Named 2011 All-Lowcountry Female Athlete of the Year by <i>The Post & Courier</i>.</p>	<p>Career Highs Pts: 3 vs. NC Central 12/2/13 Reb: 2, 2x, vs. Sav. St., 12/28/13 A: 1, 3x, at San Diego St., 11/23/13 S: 1 vs. Seton Hall, 11/17/13 Min: 12 vs. NC Central 12/2/13</p>
23		<p>Tina Roy 5-11 • R-Sophomore • Guard • Kaplan, La.</p> <p>PPG 3.6 RPG 2.1 APG 1.6 FG% .282 FT% .609</p>	<p>LAST GAME: 3 pts in 4 min vs. Georgia NOTABLE: Great all-around game at Mississippi St., contributing in every way ... Key to 1st-half run vs. Kentucky, 11 points in opening 20 min ... Fully recovered from knee surgery in Aug. 2012.</p>	<p>Career Highs Pts: 15 vs. Presby, 11/27/11 Reb: 8 at Miss. State, 2/6/14 A: 7 vs. Char. Sthrn., 11/8/13 S: 3 at Charlotte 11/27/11 Min: 31 vs. Vandy, 1/5/14</p>
24		<p>Aleighsa Welch 6-0 • Junior • Forward • Goose Creek, S.C. <i>uh-LEE-sub Welch</i></p> <p>PPG 13.8 RPG 7.5 APG 2.1 FG% .586 FT% .625</p>	<p>LAST GAME: 6 pts, 5 rebs, 3 blks vs. Georgia NOTABLE: Ranks 10th in nation, 1st in SEC in FG%age ... 15th in SEC in ppg, 10th in rpg, 8th in blks (1.4), 4th in off. rebs (3.1) ... 8 dbl-dbls ... CoSIDA Acad. All-District ... Preseason All-SEC 1st Team ... Team captain.</p>	<p>Career Highs Pts: 23 vs. N. Carolina, 12/18/13 Reb: 17 vs. CoFC, 11/14/13 A: 5 vs. Savannah St., 12/28/13 S: 3, 4x, at Charlotte, 12/8/13 Min: 43 at Texas A&M, 1/16/14</p>
25		<p>Tiffany Mitchell 5-9 • Sophomore • Guard • Charlotte, N.C.</p> <p>PPG 15.7 RPG 5.5 APG 3.6 FG% .527 FT% .800</p>	<p>LAST GM: 25 pts, 6 rebs, 2 assts, 2 stls vs. UGA NOTABLE: Scored 10+ pts 25 times and team's top scorer 12 times ... Ranks 9th in SEC in ppg, 5th in steals (2.1), 6th in FT%age, 10th in assists ... Named to Naismith Midseason 30 and Wade Trophy and Dawn Staley Award Watch Lists.</p>	<p>Career Highs Pts: 25 at USC, 11/25/13 Reb: 11, 5x, at Arkansas, 1/2/14 A: 9 at San Diego St., 11/23/13 S: 6 at Auburn, 1/12/14 Min: 39 vs. Kentucky, 1/9/14</p>
31		<p>Asia Dozier 6-0 • Sophomore • Guard/Forward • Columbia, S.C. <i>Asia DOE-zhur</i></p> <p>PPG 6.5 RPG 2.9 APG 2.7 FG% .356 FT% .595</p>	<p>LAST GAME: 4 rebs vs. Georgia NOTABLE: Scored in double figures 7 times ... Team-high assists 8 times, including 7 SEC games ... Key to 1st half lead at Vandy while three other starters out with foul trouble ... Avg. 3.4 assists in SEC play to rank 12th in league.</p>	<p>Career Highs Pts: 16, 2x, last at SDSU, 11/23/13 Reb: 10 vs. Elon, 11/9/12 A: 6 vs. Ole Miss, 1/30/14 S: 2, 5x, at Charlotte, 12/8/13 Min: 40 at Arkansas, 1/2/14</p>
33		<p>Elem Ibiam 6-4 • Junior • Center • Fayetteville, Ga. <i>ELL-um IB-ee-um</i></p> <p>PPG 9.6 RPG 6.5 BPG 2.6 FG% .542 FT% .682</p>	<p>LAST GAME: 6 pts, 9 rebs, 5 blks vs. Georgia NOTABLE: Leads SEC and is 23rd in nation in blocks ... Netted 10+ pts 15 times and blocked at least 3 shots 14 times ... 10+ pts in 6 of last 10 games ... Holds school record with 74 blocks this season, sixth in career blocks ... Team captain.</p>	<p>Career Highs Pts: 19, 2x, at Charlotte, 12/8/13 Reb: 12 at Texas A&M, 1/16/14 B: 7 at Mississippi State, 2/6/14 S: 2, 4x, vs. UNC, 12/18/13 Min: 34 at Texas A&M, 1/16/14</p>
41		<p>Alaina Coates 6-4 • Freshman • Center • Irmo, S.C. <i>uh-LAY-nub COATS</i></p> <p>PPG 12.3 RPG 7.9 BPG 2.0 FG% .635 FT% .654</p>	<p>LAST GAME: 18 pts, 8 rebs vs. Georgia NOTABLE: Has 8 double-doubles, 5 20-pt gms ... Only fr. to rank among both SEC's top 25 ppg and 20 rpg ... In SEC, 7th in rpg, 23rd in ppg, 3rd in blks ... Avg. 12.9 pts, 8.5 rebs, 2.1 blks in SEC play ... 4-time SEC Fr. of the Week.</p>	<p>Career Highs Pts: 24, 2x, vs. Ole Miss, 1/30/14 Reb: 17 vs. Kentucky, 1/9/14 B: 5, 2x, vs. Florida, 2/23/14 S: 3 at LSU, 2/16/14 Min: 28 vs. Vanderbilt, 1/5/14</p>

Starter

Reserve

Quick Facts

The University

Location: Columbia, S.C.

Founded: 1801

Enrollment: 31,288

Colors: Garnet (PMS 202C) and Black

Nickname: Gamecocks

Conference: Southeastern

President: Dr. Harris Pastides

Athletics Director: Ray Tanner

Facility: Colonial Life Arena (18,000)

Coaching Staff

Head Coach: Dawn Staley

Alma Mater: Virginia, 1992

Overall Record: 290-148 (14th season)

School Record: 118-68 (6th season)

Assoc. Head Coach (Alma Mater):

Lisa Boyer (Ithaca, 1972)

Assistant Coaches (Alma Mater):

Nikki McCray (Tennessee, 1995)

Darius Taylor (Michigan, 2000)

Team Information

2012-13 Record: 25-8

Home: 13-3 Away: 7-3 Neutral: 5-2

SEC Record (Finish): 11-5 (T-4th)

Home: 6-2 Away: 5-3

Letterwinners Returning/Lost: 6/3

Starters Returning/Lost: 2/3

Program History

First Year of Women's Basketball: 1974-75

All-Time Record: 698-497 (40th season)

All-Time SEC Record: 116-198 (23rd season)

NCAA Appearances (Last): 10 (2013)

NCAA Tournament Record: 11-10

Last NCAA Result: L, 69-75, Kansas, Boulder,

Colo., 3/25/13, Second Round

WNIT Appearances (Last): 4 (2011)

WNIT Record: 3-4

Media Relations

Women's Basketball Contact: Diana Koval

Office: 803.777.7977

Cell: 314.369.6050

Email: dkoval@mailbox.sc.edu

Press Row Phone: 803.777.6182

Athletics Department on the Web

Website: GamecocksOnline.com

Twitter: @GamecocksOnline

Facebook: Facebook.com/GamecocksOnline

YouTube: YouTube.com/GamecocksOnline

Women's Basketball on Twitter

Team: @GamecockWBB

Head Coach: @DawnStaley

A South Carolina Win Would...

- Be the Gamecocks' second straight at Tennessee.
- Give the Gamecocks a .938 winning percentage in conference play, the best in program history.

By the Numbers

- 1 Player who ranks among the SEC's top 20 in scoring and rebounding and its top 15 in assists and steals – Tiffany Mitchell (10th, 16.2 ppg; 19th, 6.3 rpg; 11th, 3.5 apg; 8th, 1.8 spg)
- 1 Double-double needed by center Alaina Coates to tie the Gamecock freshman record for double-doubles in a season (9 by Kelsey Bone in 2008-09)
- 2 Games this season in which more than five Gamecocks scored in double figures (Ole Miss, Jan. 30; Missouri, Feb. 2), last accomplished in a game when six hit double digits against Florida A&M on Nov. 29, 2003, and never before in an SEC game
- 5 Different Gamecocks who have been the team's high scorer in a game this season – Alaina Coates, Asia Dozier, Elem Ibiam, Tiffany Mitchell and Aleighsa Welch
- 6 Gamecocks who have posted (or tied for) a team high in assists at least once this season – Mitchell, Dozier, Sessions, Welch, Roy, Gaines
- 8 Different Gamecocks who have scored in double figures at least once this season – Welch, Mitchell, Coates, Ibiam, Sessions, Dozier, Roy, Davis
- 11 Shots blocked by the Gamecocks in each of the last two games (Florida, Georgia), giving them double-digit blocks in six games this season, including five in SEC action
- 13 Individual 20-point games this season by the Gamecocks – five by Alaina Coates, five by Tiffany Mitchell and three by Aleighsa Welch
- 13 Games this season in which sophomore guard Tiffany Mitchell has had a hand in at least one-third of the offense (points plus assists) – highlighted by helping to deliver 52.2 percent of the Gamecocks' 69 points against Winthrop (Dec. 20) – during which the Gamecocks are 10-1
- 13 Games this season in which South Carolina has scored at least 50.0 percent of its points in the paint, including four of at least 60.0 percent of scoring coming from the paint (Chas. Starn., 70.7%; at USC, 60.0%; UK, 61.8%; at Vandy, 75.4%)
- 13 Games in which South Carolina has shot at least 50.0 percent from the field this season – including two games over 60.0 percent (Charleston Southern, Ole Miss) – after reaching the mark just 12 times in the previous five seasons under Staley
- 15 Weeks in which the Gamecocks have ranked fifth or higher in the Associated Press poll all-time. South Carolina returned to the AP top five in the Feb. 10 poll for the first time since Jan. 10, 1982. The Gamecocks' best ever ranking was No. 2, which it held for three weeks in December 1981.
- 25 Points scored by Tiffany Mitchell against Georgia (Feb. 27), the season high for any Gamecock this season
- 29 Gamecocks in the 1,000-point club after newest member Aleighsa Welch joined in the first four minutes of the win at Kentucky (Feb. 20)
- 54 Blocked shots by center Alaina Coates this season, setting a new Gamecock freshman record and tying for fifth in school history
- 74 Blocks by junior center Elem Ibiam this season, resetting the school single-season record previously held by Lakesha Tolliver (60 in 2006-07) – her 113 career blocks rank seventh (record is 177 by Tolliver)

Current Gamecock Streaks

	Total	Home	Road	Neut.
Overall	W10	W19	W4	L2
SEC	W10	W10	W4	—
Non-Conference	W3	W10	W7	L2
Ranked Teams	W3	W1	W3	L4

Gamecocks in the Rankings

(as of 2/27)

Team	SEC	NCAA	Actual
Scoring Offense	4	52	74.4
Scoring Defense	2	4	54.1
Scoring Margin	1	7	+20.3
Field Goal Percentage	1	5	.485
Field Goal %age Def.	1	4	.342
3-Point FG %age	5	36	.360
3-Point FG %age Def.	3	52	.286
3-Point FG Made/Gm.	10	264	4.2
Free Throw Percentage	9	207	.678
Rebounding Offense	5	—	41.0
Rebounding Defense	1	—	30.8
Rebounding Margin	2	10	+10.2
Assists	5	76	15.1
Steals	13	244	6.4
Turnover Margin	12	230	-1.2
Turnovers	—	84	14.8
Assist-to-Turnover Ratio	2	60	1.0
Blocked Shots	1	2	7.3

Alaina Coates	SEC	NCAA	Actual
Scoring	23	—	12.3
Rebounding	7	154	7.9
Blocks	3	49	2.0

Elem Ibiam	SEC	NCAA	Actual
Rebounding	17	—	6.5
Blocks	1	23	2.6

Tiffany Mitchell	SEC	NCAA	Actual
Scoring	9	190	15.7
Assists	10	214	3.6
FT Percentage	6	146	.800
Steals	5	101	2.1
Assist-to-Turnover Ratio	14	—	1.2

Khadijah Sessions	SEC	NCAA	Actual
FT Percentage	12	—	.721

Aleighsa Welch	SEC	NCAA	Actual
Scoring	15	—	13.8
Rebounding	10	206	7.5
FG Percentage	1	10	.586
Blocks	8	112	1.4
Off. Rebounds	4	—	3.1

Staley in the Hall of Fame

Head coach Dawn Staley was enshrined in the Naismith Memorial Basketball Hall of Fame this fall, becoming just the 15th female player to earn the honor based on her individual merits (not as part of a team enshrinement).

Staley's career shone in an era that spawned two professional women's basketball leagues in the United States and forever changed the dreams of the nation's top female players. On the international stage, she collected three Olympic gold medals (1996, 2000, 2004) and was twice named the USA Basketball Female Athlete of the Year (1994, 2004). In the U.S. she turned national high school player of the year honors into a career at Virginia that yielded three All-America seasons, including a 1991 campaign that ended with being named national player of the year. On the professional level, Staley was a five-time WNBA All-Star who was named to the All-Decade Team and one of the 15 most influential players in league history.

Tennessee Series Notes

The Lady Vols lead the series 44-2, but the Gamecocks won the last meeting in Knoxville – the program's first victory on Tennessee's home court. Three current Gamecocks were on that team, which upended then-No. 8/8 Tennessee 64-60 on Feb. 2, 2012, but only Tina Roy and Aleighsa Welch saw time in the win.

Closing the SEC season against each other this season, the Gamecocks and Lady Vols opened the league slate in 2013. Tennessee came to Columbia and posted a 73-53 win on Jan. 13 as they held South Carolina to just 29.0 percent shooting. The Lady Vols led by one at the half before shutting the Gamecocks down in the final 20 minutes.

Five-Second Count

For the first time in her tenure at South Carolina, head coach Dawn Staley's Gamecocks look different – on the court and in the box score. After seasons of building around defense, Staley finally has a group that is designed for offensive efficiency. The Gamecocks are scoring more (74.7 ppg, 52nd in nation) and more efficiently (.485 FG %age – 1st in SEC, 5th in nation) than at any time in the Staley era. And, after seasons of talented guards generating their own offense, Staley's 2013-14 offense starts with getting the ball inside – three primary post players combine to score 48.0 percent of the team's points – and on ball movement creating the best shots as 58.8 percent of made field goals have been assisted. Defense is still a staple of the program with the Gamecocks ranking second in the SEC and fourth in the nation, allowing just 54.1 points per game.

High Five

South Carolina is ranked in the top five of the Associated Press Poll on Feb. 10 for the first time since Jan. 10, 1982, when the Gamecocks came in at No. 4. The Gamecocks have now been ranked among the nation's top five 15 times in program history. South Carolina's highest ever rank in the AP Poll was No. 2, which it held for three weeks in Dec. 1981.

Reading the RPI

With a 26-2 record, including a 10-1 mark on the road, the Gamecocks are fifth in the NCAA RPI released on Feb. 24. South Carolina tops the list of five SEC schools rated in the top 25 – Tennessee (7), LSU (9), Kentucky (14), and Texas A&M (15). Just one SEC team is outside the top 150 – Ole Miss (154).

Top-10 Tango

South Carolina has been involved in 15 games in which both teams are ranked in the Associated Press top 10 in its history. The Gamecocks are 7-8 in those outings after this season's 68-59 win over then-No. 9 Kentucky (South Carolina then ranked No. 10). The only other top-10 matchup in South Carolina's SEC-era came at Tennessee on Jan. 17, 2002, when South Carolina took its No. 8 ranking into Knoxville against the second-ranked Lady Vols. Prior to that game, the last top-10 matchup was back in the 1981-82 season with No. 1 Louisiana Tech besting No. 2 South Carolina 71-58 in Columbia. That season also saw the Gamecocks' last win in a top-10 battle with No. 2 South Carolina defeating No. 6 Rutgers on Jan. 6, 1982 in Columbia.

Overall, South Carolina has a 21-109 record against teams in the AP top 10 at the time of the game with 19 of those games coming in the Dawn Staley era. In the last three seasons, the Gamecocks are 3-4 against top-10 teams.

2013-14 Award Watch

Alaina Coates

SEC Freshman of the Week (Nov. 11-17)
SEC Freshman of the Week (Dec. 30-Jan. 5)
SEC Freshman of the Week (Jan. 6-Jan. 12)
SEC Freshman of the Week (Jan. 27-Feb. 2)

Elem Ibiam

SEC WBB Community Service Team

Tiffany Mitchell

Dawn Staley Award Watch List
Wade Trophy Watch List
Naismith Trophy Midseason 30

Aleighsa Welch

Preseason All-SEC First Team
Naismith Trophy Early Season Watch List
CoSIDA Academic All-District 4
SEC Player of the Week (Feb. 3-9)

The Staley Capsule

Coaching Experience

290-148 (.662) – 14th season

South Carolina, head coach 2008-present

- 118-68 (.634) – five seasons
- SEC Regular-Season Championship, 2014
- Two NCAA Tournament appearances, 2013, 2012 (Sweet 16)

- One Women's NIT appearance, 2011
- BCA Female Coach of the Year, 2012

Temple University, head coach, 2000-08

- 172-80 (.683) – eight seasons
- Six seasons of 20 or more wins
- Four Atlantic 10 Tournament titles
- Six NCAA Tournament appearances, 2002, 2004, 2005, 2006, 2007, 2008
- One Women's NIT appearance, 2001
- WBCA Region 1 Coach of the Year, 2005
- Two-time Atlantic 10 Conference Coach of the Year, 2004, 2005

USA Basketball, U18 National Team head coach, 2014

USA Basketball, Select Team court coach, Summer 2010

USA Basketball, Sr. Nat'l. Team asst. coach, 2006-08

- Beijing Olympics gold medal, 2008
- FIBA Americas Championship gold medal, 2007
- FIBA World Championship bronze medal, 2006

Playing Experience

Houston Comets, WNBA, 2005-06

- Two-time All Star, 2005, 2006
- WNBA Kim Perrot Sportsmanship Award, 2006

Charlotte Sting, WNBA, 1999-2005

- Three-time All-Star, 2001, 2002, 2003
- WNBA All-Decade Team

WNBA Entrepreneurial Spirit Award, 1999

WNBA Kim Perrot Sportsmanship Award, 1999

Richmond/Philadelphia Rage, ABL, 1997-98

- Two-time All-Star, 1997, 1998

Various international teams, 1992-94

USA Basketball, 1994-2004

- Three-time Olympic gold medalist, 1996, 2000, 2004
- Two-time USA Basketball Female Athlete of the Year, 1994, 2004

• Flag bearer for the United States in Olympic Games Opening Ceremony, 2004

• Goodwill Games Most Valuable Player, 1994

University of Virginia, 1989-92

- Three-time Kodak All-American, 1990, 1991, 1992
- Honda-Broderick Cup Award for Collegiate Female Athlete of the Year, 1991

• *Sports Illustrated* Player of the Year, 1991

• Two-time ACC Player of the Year, 1991, 1992

• NCAA Tournament Most Outstanding Player, 1991

• ACC Rookie of the Year, 1989

• One of three UVa players to have her jersey retired

Dobbins Tech, 1985-88

- *USA Today* National High School Player of the Year, 1988

Other Notables

- Naismith Memorial Basketball Hall of Fame, Class of 2013
- Order of the Palmetto, 2013
- Women's Basketball Hall of Fame, Class of 2012
- Named to WNBA's Top 15 as one of most influential players in league history, 2011
- Philadelphia Sports Hall of Fame, Class of 2011
- Virginia Sports Hall of Fame, Class of 2008
- Two-time Wanamaker Award winner, 1997, 2005
- Henry P. Iba Citizenship Award Female recipient, 2007
- NCAA Division I "Top Players of the Past 25 Years" selection by *ESPN.com*
- Institute for International Sport "The 100 Most Influential Sports Educators in America" selection

Education

- Bachelor of arts in rhetoric and communication studies, University of Virginia, 1992

Road Warriors

With comprehensive records beginning in the 1976-77 season (the third for women's basketball at South Carolina), the Gamecocks are 205-235 (.466) all-time in games played on the road, including a 36-30 mark (.545) in the Dawn Staley era. The Gamecocks had winning road records in each of the last two seasons, combining for a 16-8 record (.667) in 2011-12 and 2012-13.

Life in the League

South Carolina won the program's first SEC regular-season championship this season, giving the Gamecocks a total of six conference regular-season titles in program history. The other five championships came in 1986, 1988, 1989, 1990 and 1991 as South Carolina closed out its eight-year tenure in the Metro Conference. Prior to this season, the Gamecocks' highest SEC finish was a tie for second in 2001-02. South Carolina has finished among the SEC's top four teams in each of the last three seasons.

South Carolina is 116-198 (.369) all-time in its 23rd season of SEC regular-season play. The Gamecocks are 73-85 (.462) in SEC games played in Columbia with a 43-113 record (.276) on the road. Under head coach Dawn Staley, the Gamecocks have a 52-41 (.559) SEC record, which includes a 2-12 slate in her first season at the helm. She has accounted for 44.8 percent of the program's 116 SEC regular-season victories.

More on March

In its 40th season of women's basketball, South Carolina is 62-54 (.534) all-time in the month of February, including a 9-9 record (.500) in the sixth season of the Dawn Staley era. After going 0-3 through Staley's first to March campaigns, the Gamecocks have finished each of the last three at or above .500, going 2-2 in 2010-11, 4-2 in 2011-12 and 3-2 in 2012-13.

Record Record

South Carolina's success this season ranks among the best in the program's history. With their win at No. 15/15 Kentucky (Feb. 20), the Gamecocks set the program record for SEC wins in a season (12) while also topping the previous regular-season wins record (24). The 2012-13 team previously held both records with 11 SEC wins and 23 victories prior to postseason play. The 1978-79 team also won 23 games before opening SCAIAW State Championship play en route to the NWIT title. South Carolina's now 14 conference wins breaks the 1989-90 team's mark of 13 in the Metro Conference.

Rising to the Challenge

South Carolina has played six games against nationally ranked opponents this season, and two Gamecocks have lifted their games each time. Junior forward Aleighsa Welch leads the offense in South Carolina's 4-2 record against ranked foes, averaging 18.2 points – four more than her season average – to go with her 9.7 rebounds per contest, which is two higher than her season average. Sophomore Tiffany Mitchell is also contributing beyond her season numbers against the nation's best teams, scoring 16.5 points per game (+1.3) and grabbing 6.8 rebounds per contest (+1.4).

Stat Stuffer

The transformation of the game of sophomore guard Tiffany Mitchell – who has both honed and diversified her skills from last season – has captured national attention as she has earned spots on the Naismith Trophy Midseason 30 and the Wade Trophy and Dawn Staley Award Watch Lists. The Charlotte, N.C., native is one of two players in the SEC to rank among the conference's top 15 in points (9th, 15.7 ppg), assists (10th, 3.6 apg) and steals (5th, 2.1 spg). Ole Miss senior Valencia McFarland is the other player showing up in the top 15 of each category. In SEC action, Mitchell is the only player to add a top-20 showing in rebounds to that trio of stats.

As ESPN's Michelle Smith noted in her rating of the "10 biggest clutch players in college women's basketball," Mitchell has also proven to deliver late in tight-game situations. She scored five points in the final 20 seconds of regulation at Texas A&M (Jan. 16) to send the game into overtime, and she netted four points in 18 seconds with the Gamecocks tied at Vanderbilt (Jan. 26) with under a minute left to play to help deliver the win. Despite missing all but 2:25 of the first half due to foul trouble and struggling to find rhythm in the second at Mississippi State, Mitchell still delivered, hitting a pair of free throws to make it an eight-point lead with 18 seconds to play. In South Carolina's eight games decided by fewer than 10 points, Mitchell averages 5.1 points in the last five minutes, shooting 61.1 percent (11-of-18) from the field, including 80.0 percent (4-of-5) from 3-point range, and 78.9 percent (15-of-19) from the free throw line.

Join the Club

Junior forward Aleighsa Welch became the 29th member of the Gamecocks' 1,000-point club this season, crossing the threshold as part of her 21-point performance at No. 15/15 Kentucky (Feb. 20). She is just the 15th to reach the milestone prior in fewer than four seasons. Welch's 664 career rebounds puts her in even rarer company. Only 11



Around the SEC

	SEC Games			Overall		
	W	L	Pct.	W	L	Pct.
South Carolina	14	1	.944	26	2	.928
Tennessee	12	3	.800	23	5	.821
Texas A&M	12	3	.800	22	7	.758
Kentucky	9	6	.600	21	7	.750
Florida	8	7	.533	18	10	.642
Vanderbilt	7	8	.467	18	10	.642
LSU	7	8	.467	18	10	.642
Auburn	6	9	.400	16	12	.571
Alabama	6	9	.400	13	15	.464
Missouri	6	9	.400	17	11	.607
Georgia	6	9	.400	18	10	.642
Mississippi St.	5	10	.333	18	11	.620
Arkansas	5	10	.333	18	10	.642
Ole Miss	1	14	.067	10	19	.344

Today's Action

March 2

Mississippi State at Georgia, 1 p.m. (SPSO)
 #17/16 Texas A&M at Florida, 1 p.m. (CSS)
 #-/23 LSU at Alabama, 2 p.m. (SECTV)
 Missouri at Arkansas, 3 p.m.
 Auburn at Ole Miss, 3 p.m.
 Vanderbilt at #12/15 Kentucky, 4 p.m. (ESPN2)

Recent Results

February 27

Auburn def. Alabama, 70-65 (2ot)
 #12/15 Kentucky def. Mississippi State, 81-74 (ot)
 Florida def. Vanderbilt, 73-68
 #17/16 Texas A&M def. Arkansas, 77-54
 Missouri def. Ole Miss, 75-72
 #10/9 Tennessee def. #-/23 LSU, 72-67

*Rankings are listed as AP/Coaches Poll
 All Times Eastern; TV Network in ()*

All-Time Records vs. SEC

Opponent	Overall	Under Staley	SEC Season	SEC Tourn.	H			Streak	Last
					H	A	N		
Alabama	19-15	9-0	14-12	2-2	10-5	7-8	2-2	Won 9	W: 77-51, 1/19/14 (H)
Arkansas	12-17	5-3	12-15	0-2	8-5	4-10	0-2	Won 4	W: 67-49, 2/9/14 (H)
Auburn	17-21	5-3	12-15	1-1	10-7	6-12	1-2	Won 2	W: 72-66, 1/12/14 (A)
Florida	13-20	5-4	11-18	0-2	6-10	7-8	0-2	Won 5	W: 69-55, 2/23/14 (H)
Georgia	8-33	4-6	6-21	1-2	4-14	2-15	2-4	Won 1	W: 67-56, 2/27/14 (H)
Kentucky	21-31	5-7	17-24	0-1	15-9	6-19	0-3	Won 2	W: 81-58, 2/20/14 (A)
LSU	6-22	3-5	5-22	1-0	3-10	2-12	1-0	Won 2	W: 73-57, 2/16/14 (A)
Ole Miss	17-17	7-2	13-12	2-4	10-4	5-8	2-5	Won 5	W: 99-70, 1/30/14 (H)
Miss. State	14-16	5-3	13-14	0-2	9-5	5-9	0-2	Won 5	W: 71-64, 2/6/14 (A)
Missouri	2-1	1-1	1-1	—	1-0	0-1	1-0	Won 1	W: 78-62, 2/2/14 (H)
Tennessee	2-44	1-7	1-25	0-3	1-19	1-20	0-5	Lost 2	L: 53-73, 1/3/13 (H)
Texas A&M	0-3	0-3	0-2	0-1	0-1	0-1	0-1	Lost 3	L: 65-57 (ot), 1/16/14 (A)
Vanderbilt	11-21	6-2	11-18	0-2	6-8	4-11	0-2	Won 3	W: 61-57, 1/26/14 (A)
Totals	142-261	56-46	116-198	7-22	81-97	49-134	9-30	Won 10	

2013-14 Double-Doubles

Alaina Coates (8)

11/10	Louisiana Tech	12 pts/10 rebs
11/14	College of Charleston	11 pts/14 rebs
12/28	Savannah State	17 pts/12 rebs
1/2	at Arkansas	11 pts/12 rebs
1/5	Vanderbilt	24 pts/10 rebs
1/9	Kentucky	10 pts/17 rebs
1/30	Ole Miss	24 pts/12 rebs
2/23	Florida	16 pts/12 rebs

Tiffany Mitchell (1)

1/2	at Arkansas	16 pts/11 rebs
-----	-------------	----------------

Aleighsa Welch (8)

11/10	Louisiana Tech	14 pts/10 rebs
11/14	College of Charleston	12 pts/17 rebs
11/20	at Clemson	17 pts/10 rebs
1/9	Kentucky	16 pts/14 rebs
1/14	at Texas A&M	20 pts/16 rebs
1/19	Alabama	12 pts/10 rebs
2/6	at Mississippi State	18 pts/11 rebs
2/20	at Kentucky	21 pts/10 rebs

Gamecock all-time to record 100 career blocks, currently standing at 121, which is sixth in the record book and trails Tolliver's record of 177.

Make It, Take It

South Carolina is exhibiting its most efficient offense of the Dawn Staley era this season, leading the SEC and ranking fifth in the nation with 48.5 percent accuracy from the field. The Gamecocks have shot 50.0 percent or higher 13 times this season – the most in a season under Staley – including six SEC contests. In fact, in the previous five seasons, South Carolina hit at least 50.0 percent of its field goal attempts just 12 times combined. The Gamecocks are shooting a league-best 47.9 percent in SEC action.

This year's top shooting effort was 60.9 percent against Charleston Southern (Nov. 8) – a program best under Staley – followed by a 60.8 percent showing against Ole Miss (Jan. 30). The Gamecocks made at least 65.0 percent of their attempts in a half five times this season, including a remarkable 73.9 percent (17-of-23) in the second half against Seton Hall (Nov. 17).

Post Presence

South Carolina's trio of primary post players – Alaina Coates, Elem Ibiam and Aleighsa Welch – has been a big key to the Gamecocks' offensive production so far this season. The trio has accounted for 999 of the team's 2,083 points this season – 48.0 percent – and is shooting a combined 58.8 percent from the field. Welch leads the way with 13.8 points per game (15th in SEC) on 58.6 percent shooting (leads SEC, 10th in nation). Coates shoots a team-best 63.5 percent from the field for 12.3 points per game (23rd in SEC). Ibiam adds 9.6 points per game on 54.2 percent shooting.

The Gamecocks' inside-out offensive approach has delivered as 49.4 percent of their points this season. South Carolina scored at least 50.0 percent of its points in the paint in 13 games this season, including four games of 60.0 percent or more coming at close range – 75.4% at Vanderbilt (Jan. 26), 70.7% against Charleston Southern (Nov. 8), 61.8% vs. No. 9/10 Kentucky (Jan. 9) and 60.0% at Southern Cal (Nov. 25).

Block Party!

With a pair of 6-foot-4 centers, the Gamecocks are a constant shot-blocking threat, leading the SEC and ranking second in the nation with 7.3 per game. South Carolina swatted away a school-record 14 shots against No. 9/10 Kentucky (Jan. 9) – the most by an SEC team in league play this season – with five different Gamecocks getting into the action. The team repeated the effort at Mississippi State (Feb. 6) with four players accounting for the total. The Gamecocks have recorded double-digit blocks six times this season, including five SEC games.

Junior Elem Ibiam's 2.6 blocks per game lead the league and are 23rd in the nation. She broke the school record with now 74 this season, including a Gamecock-record 43 in SEC action. She broke both records in fewer games played than the previous holder. Ibiam has blocked three or more shots in game 14 times this season, including her career-high seven at Mississippi State (Feb. 6), the first five of which came in the first half and pushed her over the single-season school record. She

1,000-point scorers finished their careers with more rebounds than Welch, and just six of those hit the mark prior to their fourth seasons of play. That elite company Welch now keeps includes Gamecock legends Sheila Foster (1979-82), Sharon Gilmore (1983-86), Annie Lester (1997-2000), Katrina Anderson (1978-79), Denise Nanney (1975-77) and Jean Walling (1978-80). Welch is just the second Gamecock to reach her marks in the SEC era, joining Lester in that distinction.

Freshman Figures

Four-time SEC Freshman of the Week honoree Alaina Coates has put her stamp on more than just the South Carolina program, performing especially well in SEC action. Her eight double-doubles are one shy of the Gamecocks' freshman record (Kelsey Bone, 2009-10), and she is one of now just six South Carolina freshmen all-time to post at least five 20-point games, only the second to do it in the SEC era. Her 55 blocked shots this season are the new Gamecock freshman record and are tied for fifth in school history regardless of class.

The 6-foot-4 center is the league's best freshman rebounder with 7.9 per game overall and is fifth in the league, regardless of class, with 8.5 boards per conference game. Overall, Coates is the only freshman in the SEC to rank among both the top 25 scorers and top 20 rebounders (12.3 ppg, 23rd; 7.9 rpg, 7th).

Many of Coates' single-game performances this season rank among the program's best for a freshman, highlighted by becoming the first Gamecock freshman to post a perfect shooting night with 7-of-7 field goals and 9-of-9 free throws against SC State (Dec. 22) and the first to post double-doubles in her first two SEC contests (later extended to three games). Coates' 17 rebounds against No. 9/10 Kentucky (Jan. 9) are the most ever by a Gamecock freshman and tied for the most by an SEC player in a league game this season. Her five blocks at Arkansas (Jan. 2) and 15 free throw attempts at San Diego State (Nov. 23) tied the South Carolina freshman records.

New Queen on the Block

Junior center Elem Ibiam's seven blocks at Mississippi State (Feb. 6) were not just a career high, but they also helped her break school records for blocks in an SEC game, blocks in a season and blocks in an SEC regular-season. She broke the overall single-season record in just 23 games, compared to previous record-holder Lakesha Tolliver who needed 33 games to get to her 60 in 2006-07, and the SEC regular-season record in four fewer games than Tolliver in the same season. Ibiam currently has 74 blocks this season, including 43 in SEC action. She is just the ninth

AP Top 25

(Week of Feb. 24)

1.	Connecticut	28-0
2.	Notre Dame	27-0
3.	Louisville	27-2
4.	South Carolina	25-2
5.	Stanford	26-2
6.	Baylor	24-3
7.	Duke	24-4
8.	Penn State	21-5
9.	Maryland	22-5
10.	Tennessee	22-5
11.	West Virginia	24-3
12.	Kentucky	20-7
13.	NC State	23-5
14.	North Carolina	21-7
15.	Oklahoma State	21-5
16.	Nebraska	20-5
17.	Texas A&M	21-7
18.	California	20-7
19.	Purdue	20-7
20.	Arizona State	22-6
21.	Michigan State	18-8
22.	Gonzaga	24-4
23.	Middle Tennessee State	23-4
24.	Rutgers	20-6
25.	Iowa	21-7

USA Today Top 25

(Week of Feb. 17)

1.	Connecticut	28-0
2.	Notre Dame	27-0
3.	Louisville	27-2
4.	Stanford	26-2
5.	Baylor	24-3
5.	South Carolina	25-2
7.	Maryland	22-5
8.	Duke	24-4
9.	Tennessee	22-5
10.	West Virginia	24-3
11.	North Carolina	21-7
12.	Penn State	21-5
13.	Nebraska	20-5
14.	Oklahoma State	21-5
15.	Kentucky	20-7
16.	Texas A&M	21-7
17.	NC State	23-5
18.	California	20-7
19.	Purdue	20-7
20.	Gonzaga	24-4
21.	Dayton	20-5
22.	Arizona State	22-6
23.	LSU	18-9
24.	Iowa State	18-8
25.	Middle Tennessee State	23-4

Miscellaneous Stats

Double-Doubles	2013-14	Career	Record
Aleighsa Welch	8	18	16-2
Alaina Coates	8	8	8-0
Tiffany Mitchell	1	3	3-0
Elem Ibiam	0	1	0-1

20+ Points	2013-14	Career	Record
Tiffany Mitchell	5	6	6-0
Alaina Coates	5	5	5-0
Aleighsa Welch	3	4	2-2

10+ Points	2013-14	Career	Record
Aleighsa Welch	24	55	47-8
Tiffany Mitchell	25	39	35-4
Alaina Coates	19	19	19-0
Elem Ibiam	15	22	19-3
Khadijah Sessions	8	14	13-1
Asia Dozier	7	9	8-1
Tina Roy	2	7	6-1
Tiffany Davis	1	1	1-0
Wilka Montout	0	2	2-0

10+ Rebounds	2013-14	Career	Record
Aleighsa Welch	8	21	19-2
Alaina Coates	8	8	8-0
Tiffany Mitchell	1	6	5-1
Elem Ibiam	1	3	1-2
Asia Dozier	0	1	1-0

5+ Assists	2013-14	Career	Record
Asia Dozier	6	7	7-0
Tiffany Mitchell	7	7	7-0
Khadijah Sessions	5	5	5-0
Tina Roy	2	2	2-0
Olivia Gaines	1	1	1-0
Aleighsa Welch	1	1	1-0

5+ Steals	2013-14	Career	Record
Tiffany Mitchell	4	5	5-0
Tiffany Davis	0	1	1-0

5+ Blocks	2013-14	Career	Record
Elem Ibiam	5	7	7-0
Aleighsa Welch	2	2	2-0
Alaina Coates	2	2	2-0

Games Led Team In...

(Tied for team lead in each category included)

Scoring	2013-14	Career	Record
Tiffany Mitchell	12	19	18-1
Aleighsa Welch	8	23	15-8
Alaina Coates	5	5	5-0
Elem Ibiam	3	5	4-1
Asia Dozier	1	1	1-0
Khadijah Sessions	0	3	2-1
Tina Roy	0	2	2-0

Rebounding	2013-14	Career	Record
Alaina Coates	14	14	14-0
Aleighsa Welch	10	36	30-6
Elem Ibiam	6	11	11-0
Tiffany Mitchell	3	9	8-1

Assists	2013-14	Career	Record
Tiffany Mitchell	12	14	14-0
Asia Dozier	8	9	9-0
Khadijah Sessions	7	10	8-2
Aleighsa Welch	5	9	7-2
Tina Roy	2	3	3-0
Olivia Gaines	1	1	0-1

swatted away six against No. 9/10 Kentucky (Jan. 9) to tie for the fourth most in Colonial Life Arena history.

Freshman Alaina Coates is third in the SEC and 49th in the country with 2.0 per game with 11 games of three or more, including seven SEC games. With a total of 55 this season, she is the new Gamecock freshman record holder and is currently tied for fourth in program single-season history, regardless of class. She has twice blocked a South Carolina freshman record five shots in a game – at Arkansas (Jan. 2) and against Florida (Feb. 23).

Junior forward Aleighsa Welch has inserted herself into the race late this season, averaging 3.2 blocks over the last five games to move into eighth in the SEC with 1.4 per game on the season. She twice swatted away a career-high five shots – vs. Arkansas (Feb. 9) and at #15/15 Kentucky (Feb. 20).

The Gift of Glass

The Gamecocks have been a solid rebounding team throughout head coach Dawn Staley's tenure, but it was a team effort by an undersized roster in the past. This season, South Carolina is out-rebounding its opponents by 10.2 boards per game to rank second in the SEC and 10th in the nation, behind the strength of the trio of Alaina Coates, Elem Ibiam and Aleighsa Welch.

Coates leads the way and ranks seventh in the SEC with 7.9 boards per outing – a number that rises to 8.5 per conference game to rank fifth in the league. Welch comes in 10th in the league with 7.5 per game, while Ibiam rounds out the trio of season leaders at 6.5 per contest to rank 17th. Welch and Coates have each posted eight games of double-digit rebounds this season.

As a team, South Carolina has turned its 349 offensive rebounds into 372 second-chance points. Welch paces the group on the offensive glass with 3.1 per game to rank fourth in the league in the category. Her 322 career offensive boards rank fifth in school history, trailing former teammate Ashley Bruner's (2010-13) total of 338 in fourth.

A Little Help from My Friends

Under the tutelage of one of the premier point guards in U.S. women's basketball history in Dawn Staley, the Gamecocks are thriving in the assist category this season unlike any other, handing out 15.1 per game after never averaging more than 11.2 per game in the previous five campaigns. This season's five games of 20 or more assists by the team surpasses the total of the previous five seasons, which was three.

The increase is not simply a product of more made field goals, either. This season, South Carolina has assisted on 58.8 percent of its made field goals, compared to the previous five seasons under Staley, which saw a high of 48.5 percent in 2011-12. The percentage of assisted field goals has been over 60.0 percent in 13 games this season.

Scoring Differentials

Largest lead in a win	by 70 (99-29), 2nd-0:49 vs. Charleston Southern, 11/8/13
Largest deficit overcome to win	by 12 (13-25), 1st-8:31 at Auburn, 1/12/14
Largest lead given up in a loss	by 5 (9-4), 1st-13:23 at Texas A&M, 1/16/14
Largest deficit in a loss	by 19 (15-34), 1st-0:29 at Texas A&M, 1/16/14

Team Specialty Stats

South Carolina/Opponent

	Pts. in Paint	Pts. Off TOs	2nd Chance Pts	Fast Break Pts
11/8 CSU	70/6	40/5	23/6	32/4
11/10 LA Tech	38/18	13/12	19/8	20/8
11/14 CofC	28/18	8/9	23/10	6/5
11/17 SHU	34/30	11/8	9/10	20/6
11/20 at Clemson	40/10	13/10	21/4	12/2
11/23 at SDSU	30/26	33/11	14/1	12/2
11/25 at USC	42/28	20/19	13/6	8/10
12/2 NCCU	40/6	19/3	8/10	22/2
12/8 at Char.	44/30	19/2	14/4	6/5
12/18 vs. UNC	36/44	30/16	13/18	0/2
12/20 Winthrop	28/24	16/25	10/9	4/15
12/22 SC St.	34/12	23/13	18/4	12/8
12/28 Sav. St.	34/18	28/8	9/8	15/4
1/2 at Ark.	30/18	10/27	10/14	4/4
1/5 Vandy	42/30	16/16	8/15	16/8
1/9 Ky.	42/42	10/14	20/11	15/10
1/12 at Auburn	30/28	19/27	11/10	6/6
1/16 at TAMU	24/38	10/23	12/11	7/12
1/19 Alabama	30/20	17/14	8/9	6/4
1/26 at Vandy	46/32	16/20	10/11	6/2
1/30 Ole Miss	50/34	17/13	19/16	12/10
2/2 Mizzou	36/16	29/19	17/10	6/0
2/6 at Miss. St.	32/16	6/12	14/11	6/0
2/9 Arkansas	30/14	11/11	8/6	6/8
2/16 at LSU	32/24	16/12	8/8	2/0
2/20 at Ky.	38/26	13/6	12/4	0/0
2/23 Florida	34/30	3/16	15/2	6/13
2/28 Georgia	34/28	9/14	6/11	10/4
3/2 at Tenn.				

Starters vs. Bench Points

	SC Starters	Opp. Starters	SC Bench	Opp. Bench
11/8 CSU	58	19	41	10
11/10 LA Tech	47	29	21	16
11/14 CofC	53	26	28	28
11/17 SHU	71	52	17	15
11/20 at Clemson	55	30	13	13
11/23 at SDSU	58	35	30	16
11/25 at USC	51	37	19	13
12/2 NCCU	57	16	32	11
12/8 at Char.	59	40	17	21
12/18 vs. UNC	62	63	4	11
12/20 Winthrop	60	51	7	10
12/22 SC St.	32	14	38	12
12/28 Sav. St.	55	10	27	30
1/2 at Ark.	43	42	12	9
1/5 Vandy	57	47	29	29
1/9 Ky.	42	42	26	17
1/12 at Auburn	41	50	31	16
1/16 at TAMU	40	67	15	0
1/19 Alabama	49	38	28	13
1/26 at Vandy	49	37	12	20
1/30 Ole Miss	55	55	44	15
2/2 Mizzou	65	47	13	15
2/6 at Miss. St.	54	36	17	28
2/9 Arkansas	44	38	23	11
2/16 at LSU	49	45	24	12
2/20 at Ky.	71	28	10	30
2/23 Florida	46	50	23	5
2/28 Georgia	42	33	25	23
3/2 at Tenn.				

South Carolina has twice posted a Staley-era high of 25 assists this season, including Jan. 19 against Alabama on 30 made field goals – 83.3 percent. The Gamecocks also handed out 25 assists against Charleston Southern (Nov. 8) on 39 FGM.

Four Gamecocks average at least 2.0 assists per game with sophomore Tiffany Mitchell leading the way with 3.6 to rank 10th in the SEC.

Century Mark for Staley

Head coach Dawn Staley captured her 100th victory at South Carolina on Dec. 2 against NC Central. She is the fourth of the program's seven all-time head coaches to reach the mark and the fastest to the total (164 games) of the three coaches to lead the team in the SEC era by nearly a full season.

South Carolina's third head coach, Pam Parsons, was the first and the fastest to reach 100 victories, hitting the plateau in her 143rd game at the helm just six games into her fifth season (1981-82). Nancy Wilson was next up, winning her 100th game in her 150th outing late in the 1988-89 season, en route to her school-record 231 Gamecock victories. Susan Walvius was the first head coach to have her entire South Carolina career in the SEC, hitting 100 wins in her 179th game on the sideline five games into her seventh season.

Home Grown, Nationally Known

Since her arrival for the 2008-09 season, South Carolina head coach Dawn Staley has been working to protect her new home state's best prospects while fielding a team that competes at a national level. Her efforts are paying dividends as this season's roster features seven Gamecocks who played high school basketball in the state of South Carolina, the highest percentage of the roster to be from the state since the 1990-91 squad featured eight South Carolinians on the 11-player roster. Beginning with Aleighsa Welch, the first South Carolina player to sign a National Letter of Intent for Staley, the Palmetto State has sent its players of the year to Columbia as Welch (2011), Asia Dozier (2012) and Alaina Coates (2013) have each earned the title during their high school careers.

20/20 Vision

The Gamecocks won their first eight games this season by at least 20 points for the first time in the Dawn Staley era, a streak ended with a 15-point victory at Charlotte (Dec. 8), and has since added four more to the list. South Carolina opened the 2012-13 campaign with four straight 20-point wins en route to nine games with that minimum margin. The Gamecocks posted a total eight 20-point wins in 2011-12 after just two in 2010-11, one in 2009-10 and two in Staley's first season 2008-09.

Finding the Right Octave

South Carolina has scored at least 80 points in seven games so far this season after reaching the mark just four times in the first five seasons of the Dawn Staley era combined. Five of this season's games are the first of the group to be played in Colonial Life Arena.

Under Staley, the Gamecocks are 10-1 in games in which they score 80 points with the lone loss coming in a double-overtime affair (94-92) at Clemson on Nov. 19, 2009. That was the only previous season in which the Gamecocks hit the 80-point plateau multiple times, adding an 80-68 victory at Alabama on Jan. 10, 2010.

Be the Change

South Carolina head coach Dawn Staley has provided an extra challenge for her program with the "Be the Change" theme for this season. Reflecting on her career as she prepared for enshrinement into the Naismith Memorial Basketball Hall of Fame and traveling in Africa this summer, she discovered she wanted her team to embrace the importance of focusing on others. In Africa especially, she noted the significant impact even small acts can have on the world around her.

To that end, Staley has challenged her program and everyone who supports it to commit 50,000 random acts of kindness this season. The program has set up Twitter (@SC_WBB_RAoK) and Facebook (SC Women's Basketball Random Acts of Kindness) accounts to help keep track of everyone's contributions. Fans are encouraged to submit their acts to those accounts.

Intro Video Vibe

South Carolina's intro video features voices familiar to the Gamecock faithful as redshirt sophomore Tina Roy and sophomore Khadijah Sessions collaborated for the second-straight year on the song that sets up the Gamecocks' starting lineup. It is the third season that Roy has written a song that reflects the team, the program and its goals. After the first year's song was more just for the team, South Carolina head coach Dawn Staley encouraged Roy to create one to share center stage at home games in 2012-13, which she did with support and "beats" from her first-year teammate Sessions. It was such a hit with fans and spark for the team that the duo did it again this season.

Drive for 5

Inspired by head coach Dawn Staley's jersey number during her Naismith Hall of Fame playing career, the "Drive for 5" campaign launched this season looked to bring at least 5,000 fans to every women's basketball game. Gamecock Nation responded by barreling past the goal to set an average home attendance of 6,371 this season – third in the SEC and 11th in the nation. With 4,000 season tickets issued for the season – a first in the Staley era – South Carolina surpassed the 5,000-fan mark in 11 of its 16 home games, with the lowest number coming in a 4,347. Fans created five new entries in the program's top-10 attendance at Colonial Life Arena list, including two of the top three spots – 12,458 vs. Georgia (Feb. 27) and 10,547 vs. Florida (Feb. 23).

Future Faces of the Gamecocks

South Carolina head coach Dawn Staley is the process of reeling in what would be one of the most significant recruiting classes in program history. The class currently includes four future Gamecocks, including the No. 7, No. 32 and No. 44 rated players, according to ESPN. The group gives South Carolina the fourth-best signing class in the nation, according to ESPN, trailing just UCLA (five signees), Duke (4) and Connecticut (4).

Bianca Cuevas (5-6/Guard/Bronx, N.Y./Nazareth Regional) – Rated as eighth-best point guard and No. 44 player overall in Class of 2014 by ESPN ... Named McDonald's All-America ... Helped high school team to consecutive state titles ... Earned all-state honors three times ... Averaged 17.1 points, 2.0 assists and 3.8 steals as a junior.

Donyah Cliney (6-0/Guard/Newark, N.J./Malcolm X Shabazz) – Rated as high as No. 13 guard in Class of 2014 by ProspectNation.com ... Helped high school team to 33-1 record and the Group 2 State Championship as a junior ... Averaged 10.3 points and 1.3 assists last season ... Named honorable mention all-state ... Solid defender.

Kaydra Duckett (5-10/Guard/Columbia, S.C./Dreher) – Ranked No. 32 overall and No. 6 guard in Class of 2014 by ESPN ... Earned five-star status from ESPN ... Named all-state the last two seasons ... Named MVP at 2012 state tournament (sophomore) after guiding team to 3A state title ... Averaged 17.5 points, 2.3 assists and 3.4 steals as a junior.

Jatarie White (6-4/Post/Charlotte, N.C./Providence Day) – Ranked No. 7 overall and No. 1 post in Class of 2014 by ESPN ... Earned five-star status from ESPN and was named McDonald's and WBCA All-America ... Tabbed preseason All-America by The Sporting News this season ... Named Gatorade North Carolina Player of the Year in 2013 and is a three-time all-state selection ... Part of the last three of Providence Day's four straight state championships ... Averaged 19 points, 11 rebounds, three blocks and two steals as a junior ... Helped USA Basketball bring home the gold medal at the 2011 FIBA Americas U16 Championships, averaging 9.8 points and 6.8 rebounds at the event ... Is a former high school teammate of current Gamecock Tiffany Mitchell.

South Carolina's Record When...

	SEC Only	All
Record.....	14-1	26-2
Playing a ranked opponent.....	4-1	4-2
Playing at home	8-0	16-0
Playing on the road	6-1	10-1
Playing at neutral site	0-0	0-1
Leading at half	13-0	25-0
Trailing at half	0-1	0-2
Tied at half	1-0	1-0
Playing an overtime game	0-1	0-1
0 players score in double figures	0-0	0-0
1 player scores in double figures	0-0	1-0
2 players score in double figures	1-1	1-1
3 players score in double figures	8-0	10-1
4 players score in double figures	3-0	9-0
5 players score in double figures	0-0	3-0
More than 5 players in double figures.....	2-0	2-0
Starters out-score opponent's starters	10-0	22-0
Opponent's starters score equal/more	4-1	4-2
Bench out-scores opponent's bench	9-1	16-1
Opponent's bench scores equal/more.....	5-0	10-1
Shooting 50% or better	6-0	13-0
Shooting between 40-49%	8-1	12-2
Shooting between 30-39%	0-0	1-0
Shooting less than 30%	0-0	0-0
Opponent shoots 50% or better.....	0-0	0-0
Opponent shoots between 40-49%	0-1	3-2
Opponent shoots between 30-39%	11-0	15-0
Opponent shoots less than 30%	2-0	7-0
Shooting better than opponent.....	14-1	26-1
Shooting worse than/equal to opponent	0-0	0-1
Having more FTs made than opponent	12-0	23-1
Having equal/less FTs made than opponent	2-1	3-1
Out-rebounding opponent.....	12-1	23-1
Having equal/less rebounds than opponent	2-0	3-1
Having more TOs than opponent	13-1	15-1
Having equal or less TOs than opponent.....	1-0	11-1
Attempting more FT than 3FG.....	13-1	24-2
Attempting equal/less FT than 3FG	1-0	2-0
Making 5 or more 3FGs.....	6-1	12-1
Making less than 5 3FGs.....	8-0	14-1
Making no 3 FGs.....	1-0	1-0
Attempting 15 or more 3FGs	1-0	7-0
Attempting less than 15 3FGs	13-1	19-2

	SEC Only	All
No South Carolina players foul out	12-1	22-2
One or more SC players foul out.....	2-0	4-0
Having 10 or more assists.....	13-0	25-0
Having less than 10 assists.....	1-1	1-2
Scoring more pts. in paint than opponent	13-0	25-0
Scoring equal/less pts. in paint than opp.	1-1	1-2
Scoring more pts. off TOs than opponent	5-0	15-1
Scoring equal/less pts. off TOs than opp.	9-1	11-1
Scoring more 2nd-chance pts.	8-1	18-1
Scoring equal/less 2nd-chance pts.....	6-0	8-1
Scoring more fast break pts.....	9-0	19-0
Scoring equal/less fast break pts.....	5-1	7-2
Wearing white uniforms	9-0	17-0
Wearing black uniforms	5-1	9-1
Wearing garnet uniforms.....	0-0	0-1
Playing in tournaments/classics	0-0	0-1
Playing on live television	7-1	13-1
Playing in November.....	0-0	7-0
Playing in December	0-0	5-1
Playing in January	7-1	7-1
Playing in February	7-0	7-0
Playing in March.....	0-0	0-0
Playing during the day.....	8-0	15-0
Playing at night	6-1	11-2
Playing on Sunday.....	8-0	12-0
Playing on Monday.....	0-0	2-0
Playing on Tuesday.....	0-0	0-0
Playing on Wednesday.....	0-0	1-1
Playing on Thursday.....	6-1	7-1
Playing on Friday	0-0	2-0
Playing on Saturday.....	0-0	2-0
Margin is 5 pts. or less.....	2-1	2-1
Margin is between 6-10.....	4-0	5-1
Margin is between 11-20.....	5-0	7-0
Margin is more than 20.....	3-0	12-0
Having a 20-pt. scorer.....	6-1	11-2
Having a 30-pt. scorer.....	0-0	0-0
Scoring 49 points or less.....	0-0	0-0
Scoring 50-59 points	1-0	1-0
Scoring 60-69 points.....	5-1	8-2
Scoring 70-79 points.....	6-0	10-0
Scoring 80-89 points.....	1-0	5-0
Scoring 90-99 points.....	1-0	2-0

2013-14 Team High / Low

South Carolina Highs	South Carolina Lows	Category	Opponent Lows	Opponent Highs
99 vs. Ole Miss, 1/30	55 at Arkansas, 1/2	Points in Game	25, NC Central, 12/2	74, vs. North Carolina, 12/18
99 vs. Charleston Southern, 11/8				
55 (2nd) vs. Ole Miss, 1/30	17 (1st) at Texas A&M, 1/16	Points in Half	12 (1st), SC State, 12/22 12 (2nd), NC Central, 12/2	45 (2nd) vs. Ole Miss, 1/30
39 vs. Charleston Southern, 11/8	18 vs. Georgia, 2/27	Field Goals Made	8, NC Central, 12/2	28, vs. North Carolina, 12/18
66 vs. C. of Charleston, 11/14	41 at Auburn, 1/12	Field Goal Attempts	48, at San Diego St., 11/23 48, at Clemson, 11/20	73, Kentucky, 1/9
.609 (39-64) vs. Chas. Sthrn., 11/8	.379 (25-66) vs. CofC, 11/14	FG Percentage	.160 (8-50), NC Central, 12/2	.459 (28-61), vs. UNC, 12/18
9 at San Diego St., 11/23	0 at Vanderbilt, 1/26	3-Point FG Made	1, at Vanderbilt, 1/26 1, Kentucky, 1/9 1, NC Central, 12/2 1, at Southern Cal, 11/25 1, at San Diego St., 11/23	9, Missouri, 2/2
28 vs. C. of Charleston, 11/14	2 at Vanderbilt, 1/26	3-Point FG Attempts	4, at Texas A&M, 1/16	23, Charleston Southern, 11/8
.667 (4-6) vs. Savannah St., 12/28	.000 (0-2) at Vanderbilt, 1/26	3-Point FG Percentage	.071 (1-14), NC Central, 12/2	.571 (4-7), LA Tech, 11/10
32 vs. Ole Miss, 1/30	7 at Vanderbilt, 1/26	Free Throws Made	0, SC State, 12/22	21, Ole Miss, 1/30
48 vs. Savannah State, 12/28	9 at Vanderbilt, 1/26	Free Throw Attempts	2, SC State, 12/22	31, Ole Miss, 1/30
.909 (10-11) vs. Alabama, 1/19	.364 (8-22) vs. LA Tech, 11/10	FT Percentage	.000 (0-2), SC State, 12/22	.933 (14-15), Vanderbilt, 1/5
62 vs. C. of Charleston, 11/14	27 at Auburn, 1/12	Rebounds	19, at Kentucky, 2/20	43, Kentucky, 1/9 43, vs. North Carolina, 12/18
25 vs. Alabama, 1/19	6 vs. North Carolina, 12/18	Assists	4, Seton Hall, 11/17	16, Missouri, 2/2
25 vs. Charleston Southern, 11/8				
17 vs. Charleston Southern, 11/8	2 at Mississippi State, 2/6 2 vs. Alabama, 1/19	Steals	3, Missouri, 2/2 3, Ole Miss, 1/30 3, NC Central, 12/2	13, Arkansas, 2/9
14 at Mississippi State, 2/6	3 at Auburn, 1/12	Blocked Shots	0, at Kentucky, 2/20 0, at Vanderbilt, 1/26 0, at Charlotte, 12/8	6, at Auburn, 1/12 6, at Arkansas, 1/2
14 vs. Kentucky, 1/9	3 at Southern Cal, 11/25			
24 at Vanderbilt, 1/26	7 vs. NC Central, 12/2	Turnovers	5, at Mississippi State, 2/6	25, at San Diego St., 11/23 25, Charleston Southern, 11/8
24 at Vanderbilt, 1/26	1 vs. SC State, 12/22	Fouls	13, NC Central, 12/2	33, Missouri, 2/2

2013-14 Individual Superlatives

Category	South Carolina	Opponent
Points in Game	25 by Tiffany Mitchell vs. Georgia, 2/27	24 by Valencia McFarland, Ole Miss, 1/30 24 by Tabatha Richardson-Smith, Seton Hall, 11/17
Points in Half	18 (2nd) by Aleighsa Welch at Charlotte, 12/8	15 (2nd) by Erica Williams, Winthrop, 12/20 15 (1st) by Tabatha Richardson-Smith, Seton Hall, 11/17
Field Goals Made	11 by Alaina Coates vs. Vanderbilt, 1/5	9 by Jaterra Bonds, Florida, 2/23 9 by Christina Foggie, at Vanderbilt, 1/26 9 by Stephanie Mavunga, vs. North Carolina, 12/18
Field Goal Attempts	19 by Aleighsa Welch at Texas A&M, 1/16	22 by Ka-Deidre Simmons, Seton Hall, 11/17
FG Percentage	1.000 (7-7) by Alaina Coates vs. SC State, 12/22 1.000 (7-7) by Elem Ibiam vs. Charleston Southern, 11/8	.833 (5-6) by Kylee Smith, Vanderbilt, 1/5
3-Point FG Made	4 by Tiffany Mitchell vs. Winthrop, 12/20 4 by Asia Dozier at San Diego St., 11/23 4 by Asia Dozier vs. C. of Charleston, 11/14	5 by Tabatha Richardson-Smith, Seton Hall, 11/17
3-Point FG Attempts	10 by Asia Dozier, at San Diego St., 11/23	9 by Jessica Jackson, at Arkansas, 1/2
3-Point FG Percentage	1.000 (3-3) by Khadijah Sessions, at Kentucky, 2/20 1.000 (3-3) by Tiffany Mitchell at LSU, 2/16	.833 (5-6) by Tabatha Richardson-Smith, Seton Hall, 11/17
Free Throws Made	12 by Tiffany Mitchell vs. Savannah State, 12/28	9 by Tia Faleru, Ole Miss, 1/30
Free Throw Attempts	16 by Tiffany Mitchell vs. Savannah State, 12/28	13 by Tia Faleru, Ole Miss, 1/30
FT Percentage	1.000 (10-10) by Tiffany Mitchell vs. Georgia, 2/27	1.000 (6-6) Jessica Jackson, Arkansas, 2/9
Rebounds	17 by Alaina Coates vs. Kentucky, 1/9 17 by Aleighsa Welch vs. C. of Charleston, 11/14	12 by Jhasmin Bowen, at Arkansas, 1/2 12 by Stephanie Mavunga, vs. North Carolina, 12/18
Assists	9 by Tiffany Mitchell at San Diego St., 11/23	8 by Dequesha McClanahan, Winthrop, 12/20
Steals	6 by Tiffany Mitchell at Auburn, 1/12	5 by Keira Peak, Arkansas, 2/9
Blocked Shots	7 by Elem Ibiam at Mississippi State, 2/6	4 by Monique Maximilien, Charleston Southern, 11/8
Turnovers	8 by Aleighsa Welch at Vanderbilt, 1/26	7 by Lianna Doty, Missouri, 2/2 7 by Kourtney Williams, SC State, 12/22 7 by Ahjalee Harvey, at San Diego St., 11/23
Minutes Played	43 by Aleighsa Welch at Texas A&M, 1/16	45 by Jordan Jones, at Texas A&M, 1/16

Staley Era Team Records

Italics indicates set in 2013-14

Scoring

Most	Points
1. vs. <i>Ole Miss, 1/30/14</i>	99
vs. <i>Charleston Southern, 11/8/13</i>	99
3. at Clemson, 11/19/09	92
4. at <i>San Diego State, 11/23/13</i>	88
vs. <i>Seton Hall, 11/17/13</i>	88

Fewest	Points
1. at Stanford, 11/26/10	32
2. vs. Georgia, 3/4/11	34
3. vs. Mississippi State, 3/5/09	39
4. at Georgia, 1/13/13	40
5. at Mississippi State, 2/26/09	41

Fewest Allowed	Points
1. vs. South Carolina State, 12/14/11	21
2. vs. Presbyterian, 11/27/11	24
3. vs. <i>SC State, 12/22/13</i>	26
4. vs. <i>NC Central, 12/2/13</i>	27
5. vs. <i>Charleston Southern, 11/8/13</i>	29

Most Allowed	Points
1. at Clemson, 11/19/09	94
2. vs. North Carolina, 12/20/09	93
3. vs. Xavier, 11/12/10	84
4. at Tennessee, 2/17/11	82
at Florida, 2/22/09	82

Margin of Outcome

Victory	Score	Margin
1. vs. <i>Charleston Southern, 11/8/13</i>	99-29	+70
2. vs. <i>NC Central</i>	79-27	+52
3. vs. SC State, 12/14/11	66-21	+45
4. vs. <i>SC State, 12/22/13</i>	70-26	+44
5. vs. <i>Savannah State, 12/28/13</i>	82-40	+42

Defeat	Score	Margin
1. at Stanford, 11/26/10	32-70	-38
2. vs. Georgia, 3/4/11	34-66	-32
3. vs. Stanford, 12/19/08	47-78	-31
4. at Penn State, 11/21/10	48-78	-30
5. vs. Connecticut, 12/28/08	48-77	-29

Field Goals

Made	FGM
1. vs. <i>Charleston Southern, 11/8/13</i>	39
2. vs. North Carolina, 12/20/09	34
at Clemson, 11/19/09	34
4. vs. North Carolina, 12/18/11	33
5. vs. Eastern Michigan, 3/17/12	32

Attempts	FGA
1. vs. Penn State, 11/20/11	76
2. at Clemson, 11/19/09	74
3. vs. Tennessee, 1/20/11	73
4. vs. Kansas, 3/25/13	72
5. vs. NC State, 12/13/09	71

Highest Percentage (Min. 40 FGA)	FGM-A	Pct
1. vs. <i>Charleston Southern, 11/8/13</i>	39-64	.609
2. vs. <i>Ole Miss, 1/30/14</i>	31-51	.608
3. at Alabama, 1/10/10	31-52	.596
4. vs. <i>NC Central, 12/2/13</i>	31-53	.585
5. vs. <i>Seton Hall, 11/17/13</i>	26-45	.578

Lowest Percentage (Min. 40 FGA)	FGM-A	Pct
1. at Stanford, 11/26/10	12-55	.218
2. vs. Georgia, 3/4/11	12-52	.231
3. at Florida, 1/20/13	15-64	.234
4. at Kentucky, 2/5/09	13-55	.236
5. at Georgia, 1/2/11	13-54	.241

Lowest Percentage Allowed	FGM-A	Pct
1. vs. South Carolina State, 12/14/11	6-48	.125
2. vs. <i>NC Central, 12/2/13</i>	8-50	.160
3. vs. <i>Charleston Southern, 11/8/13</i>	10-54	.185
4. vs. Hampton, 11/22/12	11-57	.193
5. vs. Furman, 12/9/12	11-46	.239
vs. Clemson, 11/18/12	11-46	.239

Highest Percentage Allowed	FGM-A	Pct
1. vs. Connecticut, 12/28/08	35-62	.565
vs. Florida, 1/9/11	26-46	.565
3. vs. Xavier, 11/12/10	34-61	.557
4. at Kentucky, 1/13/11	30-55	.545
5. vs. Vanderbilt, 2/27/11	27-50	.540

3-Point Field Goals

Made	3FGM
1. at <i>San Diego State, 11/23/13</i>	9
vs. <i>College of Charleston, 11/14/13</i>	9
vs. Savannah State, 11/15/12	9
at Arkansas, 2/6/11	9
at Ole Miss, 1/16/11	9
vs. North Carolina, 12/18/11	9
vs. Ole Miss, 1/26/12	9

Attempts	3FGA
1. vs. Penn State, 11/20/11	29
2. vs. <i>College of Charleston, 11/14/13</i>	28
vs. North Carolina, 12/19/10	28
4. vs. Savannah State, 11/15/12	25
at Ole Miss, 1/16/11	25

Percentage (Min. 5 3FGA)	3FGM-A	Pct
1. vs. <i>Savannah State, 12/28/13</i>	4-6	.667
vs. Western Carolina, 12/29/12	6-9	.667
at Alabama, 1/10/10	8-12	.667
vs. Charlotte, 12/21/08	8-12	.667
5. vs. Florida, 2/12/12	8-13	.615

Free Throws

Made	FTM
1. vs. <i>Ole Miss, 1/30/14</i>	32
at Mississippi State, 1/6/13	32
3. vs. <i>Georgia, 2/27/14</i>	30
vs. <i>Savannah State, 12/28/13</i>	30
vs. <i>Seton Hall, 11/17/13</i>	30

Attempts	FTA
1. at Mississippi State, 1/6/13	50
2. vs. <i>Savannah State, 12/28/13</i>	48
3. vs. <i>Missouri, 2/2/14</i>	46
4. vs. <i>Seton Hall, 11/17/13</i>	44
vs. SC State, 12/21/12	44

Percentage (Min. 10 FTA)	FTM-A	Pct
1. vs. <i>Alabama, 1/19/14</i>	10-11	.909
2. at <i>Mississippi State, 2/6/14</i>	20-23	.870
3. vs. Auburn, 1/2/09	23-26	.885
4. vs. San Diego State, 11/28/09	14-16	.875
5. at <i>Kentucky, 2/20/14</i>	17-20	.850

Rebounding

Total	Rebs
1. vs. <i>College of Charleston, 11/14/13</i>	62
2. at Florida, 1/20/13	59
3. vs. Hampton, 11/22/12	57
4. at <i>Texas A&M, 1/16/14</i>	53
vs. <i>Kentucky, 1/9/14</i>	53
at Alabama, 2/7/13	53
vs. Elon, 11/9/12	53
vs. Brown, 12/29/09	53

Offensive	OREbs
1. vs. Elon, 11/9/12	29
2. vs. College of Charleston, 11/23/11	27
3. vs. Kansas, 3/25/13	26
at Florida, 1/20/13	26
4. vs. Savannah State, 11/15/12	25
vs. Penn State, 11/20/11	25
at Penn State, 11/21/10	25

Defensive	DREbs
1. vs. <i>College of Charleston, 11/14/13</i>	39
vs. Hampton, 11/22/12	39
3. at <i>Arkansas, 1/2/14</i>	38
4. at <i>Texas A&M, 1/16/15</i>	37
5. vs. <i>Kentucky, 1/9/14</i>	36

Margin	Rebs	Margin
1. at Alabama, 2/7/13	53-24	+29
2. vs. <i>SC State, 12/22/13</i>	47-21	+26
vs. Florida Gulf Coast, 11/23/12	46-20	+26
4. at <i>Kentucky, 2/20/14</i>	44-19	+25
vs. Hampton, 11/22/12	57-32	+25

Assists

Game	Assists
1. vs. <i>Alabama, 1/19/14</i>	25
vs. <i>Charleston Southern, 11/8/13</i>	25
3. at <i>San Diego State, 11/23/13</i>	24
4. vs. <i>Ole Miss, 1/30/14</i>	22
vs. Eastern Michigan, 3/17/12	22

Steals

Game	Steals
1. vs. Furman, 12/11/11	21
2. vs. <i>Charleston Southern, 11/8/13</i>	17
3. vs. NC State, 12/12/10	16
vs. USC Upstate, 12/16/08	16
5. vs. Furman, 12/9/12	15
vs. High Point, 12/2/09	15
vs. Davidson, 11/24/08	15

Blocked Shots

Game	Blocks
1. at <i>Mississippi State, 2/6/14</i>	14
vs. <i>Kentucky, 1/9/14</i>	14
3. vs. <i>Charleston Southern, 11/14/13</i>	12
4. vs. <i>Georgia, 2/27/14</i>	11
vs. <i>Florida, 2/23/14</i>	11
at <i>Arkansas, 1/2/14</i>	11
vs. Eastern Michigan, 3/17/12	11
vs. Furman, 12/11/11	11

Turnovers

Fewest	TOs
1. at Tennessee, 2/2/12	4
2. at Missouri, 2/28/13	5
vs. Georgia, 3/2/12	5
vs. Ole Miss, 3/3/11	5
5. vs. Stanford, 12/19/12	7
at Louisiana Tech, 11/12/12	7
vs. Tennessee, 3/3/12	7

Most	TOs
1. at Wake Forest, 12/3/08	32
2. vs. Hampton, 11/22/12	29
vs. Kentucky, 1/15/12	29
4. at Kentucky, 1/13/11	28
5. vs. Jacksonville, 12/30/08	26

The Last Time ...

Individual

Scored 50 Points

South Carolina 51, Jocelyn Penn vs. Stetson, 1/4/03
Opponent Never

Scored 40 Points

South Carolina 51, Jocelyn Penn vs. Stetson, 1/4/03
Opponent 46, Cornelia Gayden, LSU, 1/14/95

Scored 30 Points

South Carolina 30, Ieasia Walker vs. Clemson, 11/18/10
Opponent 32, LaQueta Ferguson, Florida International, 11/25/07

Grabbed 20 Rebounds

South Carolina 25, Kelsey Bone vs. Boston University, 12/28/09
Opponent 24, Courtney Paris, Oklahoma, 12/30/07

Grabbed 15 Rebounds

South Carolina 16, Aleighsa Welch at Texas A&M, 1/16/14
Opponent 15, Kelsey Bone, Texas A&M, 2/10/13

Two Players with 20 or More Points

South Carolina La'Keisha Sutton 21/Markeshia Grant 20 vs. North Carolina, 12/18/11
Opponent Monica Engelmann 27/Angel Goodrich 20, Kansas, 3/25/13

Two Players with 10 or More Rebounds

South Carolina Aleighsa Welch 16/Elem Ibiam 12 at Texas A&M, 1/16/14
Opponent Quistelle Williams 10/Berna Calli 10, Arkansas, 1/27/13

Had 10 Assists

South Carolina 10, Samone Kennedy at Florida, 2/24/08
Opponent 11, Marneshia Richard, Mississippi State, 1/21/07

Had Five Steals

South Carolina 6, Tiffany Mitchell at Auburn, 1/12/14
Opponent 5, Keira Peak, Arkansas, 2/9/14

Had Five Blocked Shots

South Carolina 5, Elem Ibiam vs. Georgia, 2/27/14
Opponent 7, Isabelle Harrison, Tennessee, 1/3/13

Had a Double-Double

South Carolina Alaina Coates (16 pts/12 rebs) vs. Florida, 2/23/14
Opponent Bri Kulas (21 pts/10 rebs), Missouri, 2/2/14

Two Players had a Double-Double

South Carolina Alaina Coates (10 pts/17 rebs)/Aleighsa Welch (16 pts/14 rebs) vs. Kentucky, 1/9/14
Opponent Chiney Ogumike (11 pts/10 rebs)/Nnemkadi Ogumike (39 pts/10 rebs), Stanford, 3/24/12

Three Players had a Double-Double

South Carolina Ashley Bruner (16 pts/12 rebs)/Aleighsa Welch (16 pts/ 11 rebs)/ Elem Ibiam (12 pts/10 rebs) vs. Kansas, 3/25/13
Opponent Merlakia Jones (26 pts/10 rebs)/Takilya Davis (19 pts/13 rebs)/ DeLisha Milton (14 pts/15 rebs), at Florida, 2/20/94

Had a Triple-Double

South Carolina Iva Sliskovic (18 pts, 15 rebs, 10 assts) vs. High Point, 12/20/06
Opponent Never

Team

Scored 100 Points

South Carolina 102 vs. North Carolina A&T, 3/21/08
Opponent 103, Clemson, 11/21/03

Won by 30 or More Points

South Carolina 82-40 (42) vs. Savannah State, 12/28/13
Opponent 66-34 (32), Georgia, 3/4/11

Shot 65% or Better from the Field

South Carolina .652 (45-69) vs. East Tennessee State, 12/19/00
Opponent Never

Shot 60% or Better from the Field

South Carolina .608 (31-51) vs. Ole Miss, 1/30/14
Opponent .604 (29-48), Vanderbilt, 1/18/01

Shot 50% or Better from the Field

South Carolina .526 (30-57) at Kentucky, 2/20/14
Opponent .535 (23-43), Missouri, 2/28/13

No Players in Double-Figure Points

South Carolina at Auburn, 1/19/12
Opponent Arkansas, 2/9/14

Five Players in Double-Figure Points

South Carolina vs. Missouri, 2/2/14
Opponent Arkansas, 2/14/10

More Than Five Players in Double-Figure Points

South Carolina 6 vs. Missouri, 2/2/14
Opponent 6, at Georgia, 2/13/03

Faced AP Top-25 Opponent

Win 81-58 at No. 15 Kentucky, 2/20/14
Loss 65-67 at No. 25 Texas A&M, 1/16/14

Faced AP Top-10 Opponent

Win 68-59 vs. No. 9 Kentucky, 1/9/14
Loss 78-74 at No. 7 Kentucky, 2/14/13

Faced AP Top-5 Opponent

Win 55-50 vs. No. 5 Kentucky, 1/24/13
Loss 49-53 vs. No. 1 Stanford, 12/19/12

Faced AP No. 1 Team

Win Never
Loss 49-53 vs. No. 1 Stanford, 12/19/12

Overtime Game

Win 58-55 vs. Drexel, 11/28/12
Loss 65-57 at Texas A&M, 1/16/14

Double-Overtime Game

Win 92-91 at Florida State, 2/4/91
Loss 92-94 at Clemson, 11/19/09

South Carolina Was Ranked (AP Poll)

AP No. 1 Never
AP Top 10 No. 4, 2/24/14
AP Top 25 No. 4, 2/24/14



ALAINA COATES

6-4 • Freshman • Center
Irmo, S.C. • Dutch Fork

#41

Miscellaneous Stats

	Season	Career
Double-Double	8	8
20+ Points	5	5
10+ Points	19	19
10+ Rebounds	8	8
Tm-High Pts.	5	5
Tm-High Rebs.	14	14

- Has played in 28 games, including one start (LA Tech)
- Named SEC Freshman of the Week four times
- Only freshman to rank among SEC's top 25 scorers (23rd) and top 20 rebounders (7th) ... Is third in SEC and 49th in nation with 2.0 blocks per game ... In SEC games, averages 12.5 points (24th) and 8.6 rebounds (4th)
- Holds Gamecock freshman record with 54 blocked shots, tying her for fifth in the all-time single-season standings
- Has led the team in scoring five times (Charleston Southern, at San Diego St., SC State, Vanderbilt, Ole Miss)
- Has led the team in rebounding 14 times (LA Tech, Seton Hall, at San Diego St., at USC, NC Central, Sav. St., at Ark., Vandy, Kentucky, Auburn, Ole Miss, Ark., at LSU, Fla.)
- Stretched second-half lead over Georgia (Feb. 27) with personal 7-2 run early in second half after Lady Bulldogs got within nine, with seven more of her total 18 points and seven of her eight rebounds coming in the second half
- Posted eighth double-double of season against Florida (Feb. 23) while tying career high and Gamecock freshman record of five blocked shots
- Scored nine of her 13 points at #19/17 LSU (Feb. 16) in the second half, including six during a 9-0 run after the Lady Tigers has pulled within two midway through the half
- Named SEC Freshman of the Week (Feb. 3) after leading team in scoring and rebounding over two wins that moved Gamecocks into first place in SEC
- Became first freshman to record at least 20 points against an SEC opponent since the 2010 SEC Tournament with her career-high tying 24 against Ole Miss (Jan. 30), making her one of just six Gamecock freshman all-time to record at least five 20-point games
- Played just 12 minutes at #16/19 Vanderbilt (Jan. 26) due to foul trouble, still blocking four shots, including three in second half to help secure victory
- Posted six points and six rebounds in just 11 minutes of first-half action against Alabama (Jan. 19), narrowly missing a double-double with 10 points and nine rebounds
- Earned third SEC Freshman of the Week award (Jan. 13) after averaging 12.0 points and 11.3 rebounds in wins over Kentucky and Auburn
- Scored all 14 of her points at Auburn, (Jan. 12) in first half, including eight during 19-10 run that closed half with game tied after Gamecocks trailed by as many as 12
- Set Gamecock freshman record with 17 rebounds against #9/10 Kentucky (Jan. 9) and posted fourth-straight double-double
- Named SEC Freshman of the Week (Jan. 6) for back-to-back double-doubles to open SEC play, becoming first Gamecock freshman ever to post double-doubles in her first two SEC outings
- Scored 12 of her career-high 24 points against Vanderbilt (Jan. 5) during final 10 minutes of first half to help turn two-point deficit into 11-point halftime lead
- Tied program's freshman single-game record with five blocks at Arkansas (Jan. 2) while posting second-straight double-double, including five defensive rebounds during crucial seven-minute stretch of second half to keep Razorbacks from putting together complete rally
- Recorded double-double against Savannah State (Dec. 28), doing nearly all of it in the second half – 11 points and nine rebounds in final 20 minutes
- Posted only perfect shooting night by a freshman (minimum five attempts each in program history), hitting 7-of-7 from the field and 9-of-9 free throws against SC State (Dec. 22), with field goal performance tying for fourth in Colonial Life Arena history

2013-14 Game-by-Game

Opponent	Date	GS	MIN	FG-A	3FG-A	FTA	Reb	PF	A	TO	B	S	TP
Chas. Sthrn.	11/08	17	9-14	0-0	2-2	4-3-7	2	1	1	2	1	20	
LA Tech	11/10	*	19	6-10	0-0	0-3	5-5-10	3	0	0	0	0	12
CofC	11/14		13	3-6	0-0	5-9	5-9-14	2	0	1	3	0	11
Seton Hall	11/17		19	4-5	0-0	2-6	3-5-8	3	1	0	4	1	10
at Clemson	11/20		15	2-5	0-0	5-8	1-5-6	4	0	1	1	2	9
at San Diego State	11/23		22	5-6	0-0	11-15	1-7-8	4	0	0	1	0	21
at USC	11/25		17	4-7	0-0	0-1	1-8-9	4	0	2	0	1	8
NC Central	12/02		22	7-8	0-0	1-2	2-5-7	3	1	1	2	1	15
at Charlotte	12/08		12	0-4	0-0	2-2	2-2-4	0	0	0	2	0	2
vs. N. Carolina	12/18		9	0-0	0-0	0-0	0-1-1	1	0	1	1	0	0
Winthrop	12/20		8	1-2	0-0	1-2	3-0-3	1	0	4	1	0	3
SC State	12/22		17	7-7	0-0	9-9	0-5-5	0	1	3	3	0	23
Savannah St.	12/28		24	4-5	0-0	9-14	5-7-12	2	0	2	3	0	17
at Arkansas*	01/02		26	5-8	0-0	1-2	2-10-12	3	0	2	5	0	11
Vanderbilt*	01/05		28	11-16	0-0	2-4	4-6-10	2	0	3	3	1	24
Kentucky*	01/09		27	3-9	0-0	4-7	7-10-17	2	0	3	4	1	10
at Auburn*	01/12		25	4-5	0-0	6-10	2-4-6	1	0	1	1	1	14
at Texas A&M*	01/16		22	3-6	0-0	2-4	2-3-5	3	0	3	0	1	8
Alabama*	01/19		21	4-9	0-0	2-2	5-4-9	4	1	1	2	0	10
at Vanderbilt*	01/26		12	3-4	0-0	0-1	0-5-5	5	0	3	4	0	6
Ole Miss*	01/30		22	8-10	0-0	8-10	3-9-12	3	0	1	0	1	24
Missouri*	02/02		16	5-7	0-0	3-9	1-4-5	1	1	0	4	0	13
at Miss. State*	02/06		21	3-7	0-0	2-2	1-4-5	2	0	0	3	0	8
Arkansas*	02/09		22	3-5	0-0	4-5	1-7-8	1	0	7	0	0	10
at LSU*	02/16		17	5-7	0-0	3-4	1-7-8	3	1	3	0	3	13
at Kentucky*	02/20		20	3-6	0-0	2-2	1-5-6	1	0	2	0	1	8
Florida*	02/23		22	5-5	0-0	6-8	1-11-12	1	1	0	5	0	16
Georgia*	02/27		19	5-9	0-0	8-10	3-5-8	3	0	1	1	1	18
at Tennessee*	03/02												

- Scored 17 of her career-high 21 points at San Diego State (Nov. 23) in the second half, including a personal 7-0 run late in the game
- Made 11 free throws at San Diego State (Nov. 23), second-most by a Gamecock freshman in school history while her 15 attempts tied the freshman record
- Named SEC Freshman of the Week (Nov. 18) after averaging a double-double in two games (CofC, Seton Hall)
- Grabbed 14 rebounds against CofC (Nov. 14), 10 in the second half, to tie for third in school history among freshmen, one shy of the freshman school record

Career Highs – All Games

Pts ... 24, 2x, last vs. Ole Miss, 1/30/14
 FG 11 vs. Vanderbilt, 1/5/14
 FGA 16 vs. Vanderbilt, 1/5/14
 FG %..... 1.00 (7-7) vs SC State, 12/22/13
 FT 11 at San Diego St., 11/23/13
 FTA 15 at San Diego St., 11/23/13
 FT %..... 1.00 (9-9), vs. SC State, 12/22/13
 Rebs..... 17 vs. Kentucky, 1/9/14
 Off Rebs..... 7 vs. Kentucky, 1/9/14
 Def Rebs..... 11 vs. Florida, 2/23/14
 Blks 5, 2x, last vs. Florida, 2/23/14
 Stls..... 3 at LSU, 2/16/14
 Assts 1, 8x, last vs. Florida, 2/23/14
 Min..... 28 vs. Vanderbilt, 1/5/14

Career – SEC Games

Pts ... 24, 2x, last vs. Ole Miss, 1/30/14
 FG 11 vs. Vanderbilt, 1/5/14
 FGA 16 vs. Vanderbilt, 1/5/14
 FG %..... 1.00 (5-5) vs. Florida, 2/23/14
 FT 8, 2x, last vs. Georgia, 2/27/14
 FTA 10, 3x, last vs. Georgia, 2/27/14
 FT %.... 1.00 (2-2), 2x, last at Miss. St., 2/6/14
 Rebs..... 17 vs. Kentucky, 1/9/14
 Off Rebs 7 vs. Kentucky, 1/9/14
 Def Rebs..... 11 vs. Florida, 2/23/14
 Blks 5, 2x, last vs. Florida, 2/23/14
 Stls..... 3 at LSU, 2/16/14
 Assts 1, 4x, last vs. Florida, 2/23/14
 Min..... 28 vs. Vanderbilt, 1/5/14

Career Stats at South Carolina

Year	GP	GS	Min	Avg	FG	FGA	Pct	3FG	FGA	Pct	FT	FTA	Pct	Off	Def	Tot	Avg	PF	FO	A	TO	Blk	Stl	Pts	Avg
2013-14	28	1	534	19.1	122	192	.635	0	0	—	100	153	.654	66	156	222	7.9	64	1	8	46	55	16	344	12.3



TIFFANY DAVIS

5-7 • R-Freshman • Guard
Houston, Texas • Westbury Christian

#15

Miscellaneous Stats

	Season	Career
Double-Double	0	0
10+ Points	1	1
5+ Assists	0	0
5+ Steals	0	1
Tm-High Pts.	0	0
Tm-High Assts.	0	0

- Has played in 26 games, including seven starts
- Hit a pair of 3s en route to a career-high 11 points against Ole Miss (Jan. 30)
- Was solid against pressure from #9/10 Kentucky (Jan. 9), not committing a turnover in 16 minutes on the floor
- Grabbed a career-high six rebounds at Arkansas (Jan. 2)
- Scored a career-high eight in her third start of the season against Savannah State (Dec. 28), including a perfect shooting night highlighted by a pair of 3s
- Posted her most productive start against SC State (Dec. 22), scoring six points and matching career high with three assists
- Drew first career start against Winthrop (Dec. 20), taking over point guard duties from the injured Khadijah Sessions
- Returned to action at Charlotte (Dec. 8) after recovering from shoulder injury, playing a steady eight minutes
- Matched her career high with three assists in just three minutes at San Diego State (Nov. 23) before a first-half shoulder injury ended her game
- Scored a career-high seven points against College of Charleston (Nov. 14), hitting 2-of-4 from the field, including a 3-pointer, while dishing out three assists
- Returned from knee surgery last season to score five points on 2-of-3 shooting in the season opener against Charleston Southern (Nov. 8)

2013-14 Game-by-Game

Opponent	Date	GS	MIN	FG-A	3FG-A	FTA	Reb	PF	A	TO	B	S	TP
Chas. Sthrn.	11/08	16	2-3	0-0	1-3	1-1-2	1	1	2	1	0	5	
LA Tech	11/10	10	1-4	1-4	0-0	1-1-2	0	1	2	0	1	3	
CofC	11/14	19	2-4	1-2	2-2	0-1-1	0	3	2	0	1	7	
Seton Hall	11/17	5	0-0	0-0	0-0	0-1-1	0	0	1	0	0	0	
at Clemson	11/20	10	0-0	0-0	0-0	0-0-0	0	1	0	0	0	0	
at San Diego State	11/23	3	0-1	0-0	0-0	0-0-0	0	3	0	0	0	0	
at USC	11/25												
NC Central	12/02												
at Charlotte	12/08	8	0-0	0-0	0-0	0-0-0	1	0	1	0	0	0	
vs. N. Carolina	12/18	7	0-1	0-0	0-0	0-0-0	0	0	0	0	0	0	
Winthrop	12/20	*	26	1-5	1-5	0-0	4-4	2	2	6	0	1	3
SC State	12/22	*	15	2-6	2-2	0-0	0-1-1	0	3	3	0	1	6
Savannah St.	12/28	*	22	3-3	2-2	0-2	0-1-1	1	0	1	0	0	8
at Arkansas*	01/02	*	30	1-4	0-1	1-2	0-6-6	3	1	6	0	0	3
Vanderbilt*	01/05	*	18	1-2	0-1	1-1	0-1-1	3	2	1	0	0	3
Kentucky*	01/09	*	16	0-2	0-0	0-0	0-0-0	2	1	0	0	0	0
at Auburn*	01/12	*	3	0-1	0-1	0-0	0-1-1	1	0	2	0	0	0
at Texas A&M*	01/16		11	0-0	0-0	0-1-1	2	0	1	0	0	0	0
Alabama*	01/19		1	0-1	0-0	0-0	0-0-0	0	0	1	0	0	0
at Vanderbilt*	01/26		6	0-0	0-0	0-0	0-1-1	1	1	1	0	0	0
Ole Miss*	01/30		16	2-3	2-2	5-6	0-2-2	1	1	2	0	0	11
Missouri*	02/02		11	0-2	0-2	0-0	0-0-0	2	2	1	0	0	0
at Miss. State*	02/06		13	2-4	0-2	0-0	0-0-0	0	0	1	0	0	4
Arkansas*	02/09		12	1-3	1-1	0-0	2-0-2	0	1	0	0	0	3
at LSU*	02/16		5	1-1	0-0	1-2	0-0-0	0	0	0	0	0	3
at Kentucky*	02/20		3	0-0	0-0	0-0	0-0-0	1	0	1	0	0	0
Florida*	02/23		14	1-1	1-1	0-0	0-1-1	1	2	2	0	0	3
Georgia*	02/27		7	0-1	0-0	2-2	0-0-0	1	0	0	0	0	2
at Tennessee*	03/02												

Career Highs – All Games

Pts 11 vs. Ole Miss, 1/30/14
 FG 3 vs. Savannah State, 12/28/13
 FGA 6 vs. SC State, 12/22/13
 3FG 2, 3x, last vs. Ole Miss, 1/30/14
 3FGA 5 vs. Winthrop, 12/20/13
 FT 5 vs. Ole Miss, 1/30/14
 FTA 6 vs. Ole Miss, 1/30/14
 Rebs 6 at Arkansas, 1/2/14
 Off Rebs 4 vs. Winthrop 12/20/13
 Def Rebs 6 at Arkansas, 1/2/14
 Stls 5 vs. Elon, 11/9/12
 Assts 3, 4x, last vs. SC State, 12/22/13
 Min 30 at Arkansas, 1/2/14

Season Highs – All Games

Pts 11 vs. Ole Miss, 1/30/14
 FG 3 vs. Savannah State, 12/28/13
 FGA 6 vs. SC State, 12/22/13
 3FG 2, 3x, last vs. Ole Miss, 1/30/14
 3FGA 5 vs. Winthrop, 12/20/13
 FT 5 vs. Ole Miss, 1/30/14
 FTA 6 vs. Ole Miss, 1/30/14
 Rebs 6 at Arkansas, 1/2/14
 Off Rebs 4 vs. Winthrop 12/20/13
 Def Rebs 6 at Arkansas, 1/2/14
 Stls 1, 4x, last vs. SC State, 12/22/13
 Assts 3, 3x, last vs. SC State, 12/22/13
 Min 30 at Arkansas, 1/2/14

Career Highs – SEC Games

Pts 11 vs. Ole Miss, 1/30/14
 FG 2, 2x, last at Miss. St., 2/6/14
 FGA 4, 2x, last at Miss. St., 2/6/14
 3FG 2 vs. Ole Miss, 1/30/14
 3FGA 2, 3x, last at Miss. St., 2/6/14
 FT 5 vs. Ole Miss, 1/30/14
 FTA 6 vs. Ole Miss, 1/30/14
 Rebs 6 at Arkansas, 1/2/14
 Off Rebs 2 vs. Arkansas, 2/9/14
 Def Rebs 6 at Arkansas, 1/2/14
 Stls
 Assts 2, 3x, last vs. Florida, 2/23/14
 Min 30 at Arkansas, 1/2/14

Season Highs – SEC Games

Pts 11 vs. Ole Miss, 1/30/14
 FG 2, 2x, last at Miss. St., 2/6/14
 FGA 4, 2x, last at Miss. St., 2/6/14
 3FG 2 vs. Ole Miss, 1/30/14
 3FGA 2, 3x, last at Miss. St., 2/6/14
 FT 5 vs. Ole Miss, 1/30/14
 FTA 6 vs. Ole Miss, 1/30/14
 Rebs 6 at Arkansas, 1/2/14
 Off Rebs 2 vs. Arkansas, 2/9/14
 Def Rebs 6 at Arkansas, 1/2/14
 Stls
 Assts 2, 3x, last vs. Florida, 2/23/14
 Min 30 at Arkansas, 1/2/14

Career Stats at South Carolina

Year	GP	GS	Min	Avg	FG	FGA	Pct	3FG	FGA	Pct	FT	FTA	Pct	Off	Def	Tot	Avg	PF	FO	A	TO	Blk	Stl	Pts	Avg
2012-13	3	0	40	13.3	4	8	.500	1	4	.250	3	4	.750	1	3	4	1.3	2	0	4	2	0	5	12	4.0
2013-14	26	7	307	11.8	20	52	.385	11	26	.423	13	20	.650	4	23	27	1.0	23	0	25	37	1	4	64	2.5
Career Totals	29	7	347	12.0	24	60	.400	12	30	.400	16	24	.667	5	26	31	1.1	25	0	29	39	1	9	76	2.6



ASIA DOZIER

6-0 • Sophomore • Guard/Forward
Columbia, S.C. • Spring Valley

#31

Miscellaneous Stats

	Season	Career
Double-Double	0	0
10+ Points	7	9
10+ Rebounds	0	1
5+ Assists	6	7
Tm-High Pts.	1	1
Tm-High Assts.	8	9

- Has played in every game this season, starting 26
- Has led the team in scoring one time (CofC)
- Had led the team in assists eight times (at Charlotte, at Arkansas, Vanderbilt, Kentucky, at Auburn, at Miss. St., Arkansas, Florida)
- Ranks 12th in the SEC with 3.4 assists per conference game with three league games of five assists and is seventh in assist-to-turnover ratio (1:4) in conference games
- Hit a 3 from the left corner to spark a 14-4 early in second half of win over Florida (Feb. 23)
- Hit clutch 3-pointer during Bulldogs' second-half rally at Mississippi State (Feb. 6) then scored on baseline out-of-bounds play after lead was cut to one, finishing in double-figure points for second-straight game
- Handed out career-high six assists against Ole Miss (Jan. 30)
- Scored all of her nine points at #16/19 Vanderbilt (Jan. 26) in first half, including seven straight to help team stay in front while three other starters sat with foul trouble
- Drained a 3 to bring Gamecocks within a point with under four minutes to play at #25/21 Texas A&M
- Hit a 3 early in second half at Auburn (Jan. 12) to give Gamecocks first lead of the game, added a free throw late in game to hold off Tigers' late rally
- Dished team-high five assists against Vanderbilt (Jan. 5) for second-straight game
- Played solid all-around game at Arkansas (Jan. 2), tying career high with five assists while logging just shy of the full 40 minutes
- Netted three 3s en route to 13 points and handed out five assists in 39 minutes, playing huge role in staving off second-half Winthrop (Dec. 20) rally
- Responded well to coming off the bench at Charlotte (Dec. 8), contributing in every category – 10 points, four assists, five rebounds, two steals in 32 minutes
- Scored all of her career-high 16 points at San Diego State (Nov. 23) in the first half, hitting 3-of-6 3s in her 17 minutes before halftime
- Posted a career-high 16 points against CofC (Nov. 14) to lead team in scoring for first time in her career

2013-14 Game-by-Game

Opponent	Date	GS	MIN	FG-A	3FG-A	FTA	Reb	PF	A	TO	B	S	TP
Chas. Sthrn.	11/08	*	17	1-3	0-0	2-2	2-1-3	1	5	1	1	2	4
LA Tech	11/10	*	21	3-5	1-1	0-0	0-1-1	1	0	3	0	0	7
CofC	11/14	*	25	6-12	4-8	0-0	0-2-2	1	3	1	0	0	16
Seton Hall	11/17	*	27	2-6	2-4	0-0	0-4-4	2	2	3	0	2	6
at Clemson	11/20	*	30	2-9	0-5	0-1	3-6-9	3	0	2	0	0	4
at San Diego State	11/23	*	28	5-13	4-10	2-2	3-0-3	2	0	2	0	2	16
at USC	11/25	*	25	1-4	0-1	2-2	0-2-2	1	2	3	0	0	4
NC Central	12/02	*	18	2-3	1-2	1-2	0-2-2	0	1	0	0	0	6
at Charlotte	12/08		32	4-7	0-1	2-3	2-3-5	1	4	5	1	2	10
vs. N. Carolina	12/18	*	21	1-3	0-2	1-2	1-2-3	4	1	2	0	0	3
Winthrop	12/20	*	39	4-9	3-7	2-4	0-2-2	1	5	2	0	0	13
SC State	12/22	*	20	1-5	1-4	1-2	0-0-4	0	3	1	0	1	4
Savannah St.	12/28	*	19	4-8	2-2	0-0	0-1-1	2	1	0	0	1	10
at Arkansas*	01/02	*	40	4-12	1-3	0-0	0-2-2	2	5	7	0	1	9
Vanderbilt*	01/05	*	29	1-7	1-2	2-2	0-1-1	2	5	5	0	1	5
Kentucky*	01/09	*	24	0-6	0-1	0-0	0-1-1	3	4	2	1	0	0
at Auburn*	01/12	*	31	3-4	2-3	1-3	0-5-5	2	3	5	0	0	9
at Texas A&M*	01/16	*	33	2-9	1-5	0-0	0-3-3	4	0	4	1	0	5
Alabama*	01/19	*	26	3-4	2-3	0-0	0-3-3	1	5	1	0	0	8
at Vanderbilt*	01/26	*	29	4-9	0-1	1-2	0-3-3	3	2	0	0	0	9
Ole Miss*	01/30	*	23	1-4	0-1	2-4	0-1-1	1	6	2	0	1	4
Missouri*	02/02	*	33	3-6	3-4	2-4	1-2-3	4	4	0	1	1	11
at Miss. State*	02/06	*	27	4-8	2-3	0-0	1-2-3	3	4	2	0	1	10
Arkansas*	02/09	*	20	0-4	0-4	0-0	0-0-1	0	4	3	0	0	0
at LSU*	02/16	*	28	0-5	0-4	1-2	0-1-1	1	1	2	1	1	1
at Kentucky*	02/20	*	33	2-6	0-1	0-0	1-3-4	1	2	1	0	0	4
Florida*	02/23	*	30	1-8	1-6	0-0	2-4-6	4	3	1	1	1	3
Georgia*	02/27		14	0-1	0-1	0-0	0-4-4	0	0	1	0	0	0
at Tennessee*	03/02												

Career Highs – All Games

Pts 16, 2x, last at San Diego St., 11/23/13
 FG 6 vs. C. of Charleston, 11/14/13
 FGA..... 13 at San Diego St., 11/23/13
 3FG... 4, 2x, last at San Diego St., 11/23/13
 3FGA..... 10 at San Diego St., 11/23/13
 FT 4 vs. Elon, 11/9/12
 FTA..... 7 vs. Elon, 11/9/12
 Rebs..... 10 vs. Elon, 11/9/12
 Off Rebs 4 vs. Elon, 11/9/12
 Def Rebs . 6, 2x, last at Clemson, 11/20/13
 Blks..... 1, 11x, last vs. Florida, 2/23/14
 Stls..... 2, 5x, last at Charlotte, 12/8/13
 Assts 6 vs. Ole Miss, 1/30/14
 Min..... 40 at Arkansas, 1/2/14

Career Highs – SEC Games

Pts 11 vs. Missouri, 2/2
 FG 4, 4x, last at Miss. St., 2/6/14
 FGA..... 12 at Arkansas, 1/2/14
 3FG 3 vs. Missouri, 2/2/14
 3FGA.... 6, 2x, last vs. Florida, 2/23/14
 FT 2, 3x, last vs. Missouri, 2/2/14
 FTA..... 4, 2x, last vs. Missouri, 2/2/14
 Rebs..... 6, 2x, last vs. Florida, 2/23/14
 Off Rebs..... 2, 2x, last vs. Fla., 2/23/14
 Def Rebs 5 at Auburn, 1/12/14
 Blks 1, 6x, last vs. Florida, 2/23/14
 Stls..... 1, 8x, last vs. Florida, 2/23/14
 Assts 6 vs. Ole Miss, 1/30/14
 Min..... 40 at Arkansas, 1/2/14

Season Highs – All Games

Pts .. 16, 2x, last at San Diego St., 11/23/13
 FG 6 vs. C. of Charleston, 11/14
 FGA..... 13 at San Diego St., 11/23
 3FG .. 4, 2x, last at San Diego St., 11/23
 3FGA..... 10 at San Diego St., 11/23
 FT 2, 8x, last vs. Missouri, 2/2
 FTA..... 4, 3x, last vs. Missouri, 2/2
 Rebs..... 9 at Clemson, 11/20
 Off Rebs .. 3, 2x, last at San Diego St., 11/23
 Def Rebs 6 at Clemson, 11/20
 Blks 1, 7x, last vs. Florida, 2/23
 Stls 2, 4x, last at Charlotte, 12/8
 Assts 6 vs. Ole Miss, 1/30
 Min..... 40 at Arkansas, 1/2

Season Highs – SEC Games

Pts 11 vs. Missouri, 2/2
 FG 4, 3x, last at Miss. St., 2/6
 FGA..... 12 at Arkansas, 1/2
 3FG 3 vs. Missouri, 2/2
 3FGA..... 6 vs. Florida, 2/23
 FT 2, 3x, last vs. Missouri, 2/2
 FTA..... 4, 2x, last vs. Missouri, 2/2
 Rebs..... 6 vs. Florida, 2/23
 Off Rebs 2 vs. Florida, 2/23
 Def Rebs 5 at Auburn, 1/12
 Blks 1, 5x, last vs. Florida, 2/23
 Stls..... 1, 7x, last vs. Florida, 2/23
 Assts 6 vs. Ole Miss, 1/30
 Min..... 40 at Arkansas, 1/2

Career Stats at South Carolina

Year	GP	GS	Min	Avg	FG	FGA	Pct	3FG	FGA	Pct	FT	FIA	Pct	Off	Def	Tot	Avg	PF	FO	A	TO	Blk	Stl	Pts	Avg
2012-13	31	0	398	12.8	28	134	.209	16	91	.176	11	24	.458	19	42	61	2.0	35	1	25	20	4	8	83	2.7
2013-14	28	26	742	26.5	64	180	.356	31	89	.348	22	37	.595	16	66	82	2.9	51	0	75	61	7	17	181	6.5
Career Totals	59	26	1140	19.3	92	314	.293	47	180	.261	33	61	.541	35	108	143	2.4	86	1	100	81	11	25	264	4.5



INDIA FARMER

6-0 • Freshman • Forward
N. Myrtle Beach, S.C. • N. Myrtle Beach

- Has played in 14 games
- Netted first career SEC points with a late 3 against Alabama (Jan. 19)
- Scored her first career points on a 3-pointer against NC Central (Dec. 2), also snagging three rebounds in her 11 minutes of play

#0

Miscellaneous Stats

	Season	Career
Double-Double	0	0
10+ Points	0	0
10+ Rebounds	0	0
5+ Blocks	0	0
Tm-High Pts.	0	0
Tm-High Rebs.	0	0

2013-14 Game-by-Game

Opponent	Date	GS	MIN	FG-A	3FG-A	FTA	Reb	PF	A	TO	B	S	TP
Chas. Sthrn.	11/08	6	0-0	0-0	0-0	0-0-0	0	0	0	0	0	0	0
LA Tech	11/10	1	0-0	0-0	0-0	0-0-0	0	0	0	0	0	0	0
CofC	11/14	5	0-0	0-0	0-0	0-0-0	1	0	0	0	0	0	0
Seton Hall	11/17					— DNP (Coach's Decision)	—						
at Clemson	11/20	1	0-0	0-0	0-0	0-0-0	0	0	0	0	0	0	0
at San Diego State	11/23					— DNP (Coach's Decision)	—						
at USC	11/25					— DNP (Coach's Decision)	—						
NC Central	12/02	11	1-3	1-2	0-0	1-2-3	1	0	0	0	0	0	3
at Charlotte	12/08					— DNP (Coach's Decision)	—						
vs. N. Carolina	12/18					— DNP (Coach's Decision)	—						
Winthrop	12/20					— DNP (Coach's Decision)	—						
SC State	12/22	5	0-2	0-0	0-0	1-0-1	0	0	0	0	0	0	0
Savannah St.	12/28	4	0-0	0-0	0-0	0-0-0	0	0	0	1	0	0	0
at Arkansas*	01/02					— DNP (Coach's Decision)	—						
Vanderbilt*	01/05					— DNP (Coach's Decision)	—						
Kentucky*	01/09					— DNP (Coach's Decision)	—						
at Auburn*	01/12					— DNP (Coach's Decision)	—						
at Texas A&M*	01/16					— DNP (Coach's Decision)	—						
Alabama*	01/19	1	1-1	1-1	0-0	0-0-0	1	0	0	0	0	0	3
at Vanderbilt*	01/26					— DNP (Coach's Decision)	—						
Ole Miss*	01/30	2	0-1	0-0	0-0	0-0-0	1	0	0	0	0	0	0
Missouri*	02/02	1	0-0	0-0	0-0	0-0-0	0	0	0	0	0	0	0
at Miss. State*	02/06					— DNP (Coach's Decision)	—						
Arkansas*	02/09	2	0-0	0-0	0-0	0-0-0	0	0	1	0	0	0	0
at LSU*	02/16	1	0-0	0-0	0-0	0-0-0	0	0	0	0	0	0	0
at Kentucky*	02/20					— DNP (Coach's Decision)	—						
Florida*	02/23	1	0-0	0-0	0-0	0-0-0	0	0	0	0	0	0	0
Georgia*	02/27	2	0-0	0-0	0-0	0-0-0	0	0	0	0	0	0	0
at Tennessee*	03/02												

Career Highs – All Games

Pts3, last vs. Alabama, 1/19/14
 FG1, 2x, last vs. Alabama, 1/19/14
 FGA..... 3 vs. NC Central, 12/2/13
 3FG1, 2x, last vs. Alabama, 1/19/14
 3FGA..... 2 vs. NC Central, 12/2/13
 FT.....
 FTA.....
 Rebs..... 3 vs. NC Central, 12/2/13
 Off Rebs 1, 2x, last vs. SC State, 12/22/13
 Def Rebs..... 2 vs. NC Central, 12/2/13
 Blks 1, vs. Savannah State, 12/28/13
 Stls.....
 Assts
 Min..... 11 vs. NC Central, 12/2/13

Career Highs – SEC Games

Pts 3 vs. Alabama, 1/19/14
 FG 1 vs. Alabama, 1/19/14
 FGA... 1, 2x, last vs. Ole Miss, 1/30/14
 FT.....
 FTA.....
 Rebs.....
 Off Rebs
 Def Rebs.....
 Blks
 Stls.....
 Assts
 Min.....2, 3x last vs. Georgia, 2/27/14

Season Highs – All Games

Pts 3, last vs. Alabama, 1/19
 FG 1, 2x, last vs. Alabama, 1/19
 FGA.....3 vs. NC Central, 12/2
 3FG 1, 2x, last vs. Alabama, 1/19
 3FGA.....2 vs. NC Central, 12/2
 FT.....
 FTA.....
 Rebs..... 3 vs. NC Central, 12/2/13
 Off Rebs 1, 2x, last vs. SC State, 12/22
 Def Rebs..... 2 vs. NC Central, 12/2/13
 Blks 1, vs. Savannah State, 12/28
 Stls.....
 Assts
 Min..... 11 vs. NC Central, 12/2/13

Season Highs – SEC Games

Pts3 vs. Alabama, 1/19
 FG 1 vs. Alabama, 1/19
 FGA..... 1, 2x, last vs. Ole Miss, 1/30
 FT.....
 FTA.....
 Rebs.....
 Off Rebs
 Def Rebs.....
 Blks
 Stls.....
 Assts
 Min.....2, 3x last vs. Georgia, 2/27

Career Stats at South Carolina

Year	GP	GS	Min	Avg	FG	FGA	Pct	3FG	FGA	Pct	FT	FTA	Pct	Off	Def	Tot	Avg	PF	FO	A	TO	Blk	Stl	Pts	Avg
2013-14	14	0	43	3.1	2	7	.286	2	4	.500	0	0	—	2	2	4	0.3	4	0	0	1	1	0	6	0.4



OLIVIA GAINES

5-7 • Junior • Guard
Chester, S.C. • Louisburg College (N.C.)

#2

Miscellaneous Stats

	Season	Career
Double-Double	0	0
10+ Points	0	0
10+ Rebounds	0	0
5+ Assists	1	1
Tm-High Pts.	0	0
Tm-High Assts.	1	1

- Has played in 26 games with one start (vs. Alabama), adding great spark to defensive effort
- Picked up a steal and converted the resulting layup after Georgia (Feb. 27) got within nine midway through the second half
- Provided great energy off bench at #15/15 Kentucky (Feb. 20), including three defensive rebounds during a key run late in the first half
- Scored an SEC-career high five points against Arkansas (Feb. 9), including a perfect 3-of-3 from the free throw line
- Drew her first career start against Alabama (Jan. 19), putting in balanced effort with four points, three assists and three rebounds
- Played huge role in second-half comeback at #25/21 Texas A&M (Jan. 16), providing great pressure on the point guard defensively and draining 3 at the end of the shot clock to cap a 16-2 run that helped cut the 17-point halftime deficit to one with 9:38 to play then hit a long jumper to stave off an Aggies' run three minutes later
- Continued strong play late in non-conference slate with career-high seven points against Savannah State (Dec. 28), including four points and aggressive defense during key 17-5 run late in first half
- Delivered best game of her season against SC State (Dec. 22) with six points, four rebounds and two assists
- Provided great spark defensively in second half against #14/13 North Carolina (Dec. 18), helping key a 14-3 run that brought team within two points after trailing by 12 at the half
- Was solid in 18 minutes against NC Central (Dec. 2), hitting a pair of field goals, pulling down five rebounds and handing out four assists with just one turnover
- Made a statement in her debut with four points, five assists, four rebounds and three steals in 17 minutes against Charleston Southern (Nov. 8)

2013-14 Game-by-Game

Opponent	Date	GS	MIN	FG-A	3FG-A	FTA	Reb	PF	A	TO	B	S	TP
Chas. Sthrn.	11/08	17	2-3	0-0	0-0	2-2-4	0	5	1	1	3	4	
LA Tech	11/10	9	1-2	0-0	0-1	3-1-4	1	3	1	1	0	2	
CofC	11/14	11	0-1	0-0	2-2	0-1-1	1	0	1	0	1	2	
Seton Hall	11/17	5	0-0	0-0	0-0	0-1-1	2	1	0	0	0	0	
at Clemson	11/20					— DNP (Coach's Decision) —							
at San Diego State	11/23	5	0-0	0-0	1-2	1-0-1	0	1	0	0	0	1	1
at USC	11/25					— DNP (Coach's Decision) —							
NC Central	12/02	18	2-3	0-1	0-0	1-4-5	1	4	1	0	1	4	
at Charlotte	12/08	4	0-0	0-0	0-0	0-1-1	1	0	0	0	0	0	
vs. N. Carolina	12/18	11	1-2	0-0	0-0	0-1-1	1	2	1	0	0	2	
Winthrop	12/20	13	0-1	0-0	2-2	0-1-1	3	1	0	0	0	2	
SC State	12/22	18	2-2	0-0	2-2	1-3-4	0	2	1	0	1	6	
Savannah St.	12/28	19	3-5	0-0	1-2	0-0-0	4	1	2	0	1	7	
at Arkansas*	01/02	12	0-1	0-0	1-2	0-1-1	0	1	0	0	1	1	
Vanderbilt*	01/05	14	0-0	0-0	2-2	0-1-1	1	2	1	0	1	2	
Kentucky*	01/09	2	1-1	0-0	0-0	0-0-0	1	0	0	0	0	2	
at Auburn*	01/12	5	0-0	0-0	1-2	0-0-0	2	0	0	0	0	1	
at Texas A&M*	01/16	9	2-2	1-1	0-0	0-2-2	1	0	0	0	1	5	
Alabama*	01/19	* 23	2-5	0-0	0-0	1-2-3	1	3	3	0	1	4	
at Vanderbilt*	01/26	15	1-3	0-0	0-0	1-0-1	0	0	0	0	0	2	
Ole Miss*	01/30	10	0-2	0-0	1-2	0-1-1	2	0	0	0	0	1	
Missouri*	02/02	2	0-0	0-0	0-0	0-0-0	0	0	0	0	0	0	
at Miss. State*	02/06	3	0-0	0-0	0-0	1-0-1	0	0	1	0	0	0	
Arkansas*	02/09	3	1-1	0-0	3-3	0-1-1	0	0	0	0	1	5	
at LSU*	02/16	2	0-0	0-0	0-0	0-0-0	1	1	0	0	0	0	
at Kentucky*	02/20	9	0-0	0-0	2-2	0-3-3	0	0	0	0	0	2	
Florida*	02/23	10	2-3	0-0	0-0	0-2-2	2	2	0	1	1	4	
Georgia*	02/27	12	1-4	0-0	0-0	0-0-0	1	0	0	0	1	2	
at Tennessee*	03/02												

Career Highs – All Games

Pts 7 vs. Savannah St., 12/28/13
 FG 3 vs. Savannah St., 12/28/13
 FGA.... 5, 2x, last vs. Alabama, 1/19/14
 3FG 1 at Texas A&M, 1/16/14
 3FGA.... 1, 2x, last at Texas A&M, 1/16/14
 FT 3 vs. Arkansas, 2/9/14
 FTA 3 vs. Arkansas, 2/9/14
 Rebs..... 5 vs. NC Central, 12/2/13
 Off Rebs..... 3 vs. La Tech, 11/10/13
 Def Rebs.... 4 vs. NC Central, 12/2/13
 Blks 1, 3x, last vs. Florida, 2/23/14
 Stls..... 3 vs. Chas. Southern, 11/8/13
 Assts 5 vs. Chas. Southern, 11/8/13
 Min..... 23 vs. Alabama, 1/19/14

Season Highs – All Games

Pts 7 vs. Savannah St., 12/28
 FG 3 vs. Savannah St., 12/28
 FGA..... 5, 2x, last vs. Alabama, 1/19
 3FG 1 at Texas A&M, 1/16
 3FGA... 1, 2x, last at Texas A&M, 1/16
 FT 3 vs. Arkansas, 2/9
 FTA 3 vs. Arkansas, 2/9
 Rebs..... 5 vs. NC Central, 12/2
 Off Rebs..... 3 vs. La Tech, 11/10
 Def Rebs..... 4 vs. NC Central, 12/2
 Blks 1, 3x, last vs. Florida, 2/23
 Stls..... 3 vs. Chas. Southern, 11/8
 Assts 5 vs. Chas. Southern, 11/8
 Min..... 23 vs. Alabama, 1/19

Career Highs – SEC Games

Pts 5, 2x, last vs. Arkansas, 2/9/14
 FG 2, 3x, last vs. Florida, 2/23/14
 FGA 5 vs. Alabama, 1/19/14
 3FG 1 at Texas A&M, 1/16/14
 3FGA..... 1 at Texas A&M, 1/16/14
 FT 3 vs. Arkansas, 2/9/14
 FTA 3 vs. Arkansas, 2/9/14
 Rebs..... 3 vs. Alabama, 1/19/14
 Off Rebs .. 1, 3x, last at Miss. St., 2/6/14
 Def Rebs..... 3 at Kentucky, 2/20/14
 Blks 1 vs. Florida, 2/23/14
 Stls..... 1, 7x, last vs. Georgia, 2/27/14
 Assts 3 vs. Alabama, 1/19/14
 Min..... 23 vs. Alabama, 1/19/14

Season Highs – SEC Games

Pts 5, 2x, last vs. Arkansas, 2/9
 FG 2, 3x, last vs. Florida, 2/23
 FGA 5 vs. Alabama, 1/19
 3FG 1 at Texas A&M, 1/16
 3FGA..... 1 at Texas A&M, 1/16
 FT 3 vs. Arkansas, 2/9
 FTA 3 vs. Arkansas, 2/9
 Rebs..... 3 vs. Alabama, 1/19
 Off Rebs .. 1, 3x, last at Miss. St., 2/6
 Def Rebs..... 3 at Kentucky, 2/20
 Blks 1 vs. Florida, 2/23
 Stls..... 1, 7x, last vs. Georgia, 2/27
 Assts 3 vs. Alabama, 1/19
 Min..... 23 vs. Alabama, 1/19

Career Stats at South Carolina

Year	GP	GS	Min	Avg	FG	FGA	Pct	3FG	FGA	Pct	FT	FTA	Pct	Off	Def	Tot	Avg	PF	FO	A	TO	Blk	Stl	Pts	Avg
2013-14	26	1	261	10.0	21	41	.512	1	2	.500	18	24	.750	11	28	39	1.5	26	0	29	13	3	15	61	2.3



ELEM IBIAM

6-4 • Junior • Center
Fayetteville, Ga. • Fayette County

#33

Miscellaneous Stats

	Season	Career
Double-Double	0	1
10+ Points	14	21
10+ Rebounds	1	3
5+ Blocks	5	7
Tm-High Pts.	3	5
Tm-High Rebs.	5	12

- Has started all 28 games this season
- Leads the SEC and ranks 23rd in the nation with 2.6 blocks per game ... Has 14 games of three or more blocks
- Now holds school record for single-season blocks at 74 and is sixth in career blocks at 121
- Has led the team in scoring three times (Seton Hall, at Charlotte, Alabama)
- Has led the team in rebounding five times (Seton Hall, at Charlotte, SC State, at Vanderbilt, Georgia)
- Controlled the glass during 11-0 run in first half against Georgia (Feb. 27), pulling down seven of her nine and blocking three of her five shots in the opening period
- Scored six of her 16 points at #15/15 Kentucky in the first four minutes of the second half as Gamecocks stretched lead to 17
- Broke the Gamecock single-season record with five of her seven blocks at Mississippi State (Feb. 6) in the first half, making the most by a Gamecock in an SEC game ... two blocks in second half came with Bulldogs within four in final three minutes
- Became just ninth Gamecock all-time to reach 100 career blocks with her five against Ole Miss (Jan. 30)
- Dominated first half at Vanderbilt (Jan. 26) helping team to halftime lead while three other starters sat with two fouls, posting eight points and six rebounds in opening period
- Scored nine points in each half against Alabama (Jan. 19) to lead the team in scoring with 18 points in just 21 minutes
- Pulled down a career-high 12 rebounds at Texas A&M (Jan. 16)
- Tied the Gamecock record for blocks in an SEC game and for fourth in Colonial Life Arena history with six against #9/10 Kentucky (Jan. 9), including four in second half,
- Scored seven straight points during Gamecocks 10-minute run in first half against Vanderbilt (Jan. 5) that turned two-point deficit into 11-point halftime lead
- Was great on the glass in second half against Winthrop (Dec. 20), grabbing seven of her team-high nine in the second period to help hold off rally
- Anchored the paint against #14/13 North Carolina (Dec. 18), shooting 7-of-10 from the field and blocking four shots
- Matched her career high with 19 points at Charlotte (Dec. 8), dominating first half with 10 points and six (of her nine total) rebounds
- Scored seven of her 11 points and grabbed six of her eight rebounds against Louisiana Tech (Nov. 10) in the first 10 minutes of the second half
- Tied for fourth-best perfect shooting night in Colonial Life Arena history, going 7-of-7 from the field against Charleston Southern (Nov. 8)
- Matched her career high and third in Colonial Life Arena history with five blocks against Charleston Southern (Nov. 8)

2013-14 Game-by-Game

Opponent	Date	GS	MIN	FG-A	3FG-A	FTA	Reb	PF	A	TO	B	S	TP
Chas. Sthrn.	11/08	*	20	7-7	0-0	3-5	1-5-6	0	0	1	5	2	17
LA Tech	11/10	*	24	3-6	0-0	5-10	2-6-8	5	1	3	3	1	11
CofC	11/14	*	23	5-8	0-0	2-5	2-4-6	2	0	0	3	1	12
Seton Hall	11/17	*	29	5-10	0-0	8-9	1-7-8	2	0	2	3	0	18
at Clemson	11/20	*	25	5-6	0-0	0-0	3-3-6	2	1	0	1	1	10
at San Diego State	11/23	*	21	2-3	0-0	1-2	1-3-4	3	1	1	1	1	5
at USC	11/25	*	19	2-5	0-0	0-0	2-3-5	5	1	2	2	0	4
NC Central	12/02	*	20	0-1	0-0	2-2	0-3-3	2	0	1	1	0	2
at Charlotte	12/08	*	30	7-14	0-0	5-7	2-7-9	2	0	1	3	1	19
vs. N. Carolina	12/18	*	33	7-10	0-0	0-0	3-2-5	4	1	1	4	2	14
Winthrop	12/20	*	32	6-12	0-0	0-0	2-7-9	2	0	1	3	0	12
SC State	12/22	*	25	4-10	0-0	1-2	5-4-9	1	1	2	1	1	9
Savannah St.	12/28	*	18	1-7	0-0	3-4	3-6-9	3	0	0	1	1	5
at Arkansas*	01/02	*	15	1-4	0-0	2-2	1-3-4	4	0	1	1	0	4
Vanderbilt*	01/05	*	20	3-4	0-0	5-6	2-6-8	4	0	2	2	0	11
Kentucky*	01/09	*	16	4-8	0-0	1-1	0-4-4	4	0	1	6	0	9
at Auburn*	01/12	*	24	2-3	0-0	0-0	1-2-3	2	0	1	1	0	4
at Texas A&M*	01/16	*	34	2-6	0-0	0-2	2-10-12	2	2	3	4	0	4
Alabama*	01/19	*	21	7-11	0-0	4-4	2-5-7	3	1	0	2	0	18
at Vanderbilt*	01/26	*	32	4-8	0-0	2-2	1-8-9	4	0	3	1	0	10
Ole Miss*	01/30	*	18	6-7	0-0	2-2	2-6-8	5	0	2	5	0	14
Missouri*	02/02	*	24	3-4	0-0	4-6	2-4-6	3	0	2	3	0	10
at Miss. State*	02/06	*	23	2-4	0-0	1-1	2-3-5	3	0	1	7	0	5
Arkansas*	02/09	*	25	4-8	0-0	2-2	3-3-6	3	0	2	2	0	10
at LSU*	02/16	*	21	0-5	0-0	1-2	2-5-7	1	0	1	1	0	1
at Kentucky*	02/20	*	22	7-9	0-0	2-2	2-2-4	3	0	5	0	1	16
Florida*	02/23	*	25	3-6	0-0	2-4	2-2-4	4	0	2	3	0	8
Georgia*	02/27	*	27	2-6	0-0	2-6	2-7-9	3	0	3	5	0	6
at Tennessee*	03/02												

Career Highs – All Games

Pts ... 19, 2x, last at Charlotte, 12/8/13
FG 8 vs. Alabama, 3/7/13
FGA 14 at Charlotte, 12/8/13
FG % 1.00 (7-7) vs. CSU, 11/8/13
FT 8 vs. Seton Hall, 11/17/13
FTA 10 vs. LA Tech, 11/10/13
Rebs 12 at Texas A&M, 1/16/14
Off Rebs 6 vs. Elon, 11/9/12
Def Rebs 10 at Texas A&M, 1/16/14
Blks 7 at Miss. State, 2/6/14
Assts ... 3 vs. South Dakota St., 3/23/13
Min 34 at Texas A&M, 1/16/14

Season Highs – All Games

Pts 19 at Charlotte, 12/8/13
FG 7, 5x, last at Kentucky, 2/20/14
FGA 14 at Charlotte, 12/8/13
FG % 1.00 (7-7) vs. CSU, 11/8/13
FT 8 vs. Seton Hall, 11/17/13
FTA 10 vs. LA Tech, 11/10/13
Rebs 12 at Texas A&M, 1/16/14
Off Rebs 5, vs. SC State, 12/22/13
Def Rebs 10 at Texas A&M, 1/16/14
Blks 7 at Miss. State, 2/6/14
Assts 2 at Texas A&M, 1/16/14
Min 34 at Texas A&M, 1/16/14

Career Highs – SEC Games

Pts 18 vs. Alabama, 1/19/14
FG 7, 2x, last at Kentucky, 2/20/14
FGA 11 vs. Alabama, 1/19/14
FG %857 (6-7), 2x, last vs. Ole Miss, 1/30/14
FT 5, 2x, last vs. Vanderbilt, 1/5/14
FTA 8 vs. Mississippi State, 2/24/13
Rebs 12 at Texas A&M, 1/16/14
Off Rebs 4, 2x, last vs. Ky., 1/24/13
Def Rebs 10 at Texas A&M, 1/16/14
Blks 7 at Miss. State, 2/6/14
Assts 2 at Texas A&M, 1/16/14
Min 34 at Texas A&M, 1/16/14

Season Highs – SEC Games

Pts 18 vs. Alabama, 1/19/14
FG 7, 2x, last at Kentucky, 2/20/14
FGA 11 vs. Alabama, 1/19/14
FG %857 (6-7), vs. Ole Miss, 1/30/14
FT 5 vs. Vanderbilt, 1/5/14
FTA 6, 2x, last vs. Missouri, 2/2/14
Rebs 12 at Texas A&M, 1/16/14
Off Rebs 3 vs. Arkansas, 2/9/14
Def Rebs 10 at Texas A&M, 1/16/14
Blks 7 at Miss. State, 2/6/14
Assts 2 at Texas A&M, 1/16/14
Min 34 at Texas A&M, 1/16/14

Career Stats at South Carolina

Year	GP	GS	Min	Avg	FG	FGA	Pct	3FG	FGA	Pct	FT	FIA	Pct	Off	Def	Tot	Avg	PF	FO	A	TO	Blk	Stl	Pts	Avg
2011-12	25	0	197	7.9	26	59	.441	0	1	.000	22	35	.629	34	40	74	3.0	33	0	4	16	17	2	74	3.0
2012-13	30	0	472	15.7	64	131	.489	0	0	—	32	64	.500	52	83	135	4.5	48	1	8	20	30	11	160	5.3
2013-14	28	28	666	23.8	104	192	.542	0	0	—	60	88	.682	53	130	183	6.5	81	3	9	44	74	12	268	9.6
Career Totals	83	28	1335	16.1	194	382	.508	0	1	.000	114	187	.610	139	253	392	4.7	162	4	21	80	121	25	502	6.0



TIFFANY MITCHELL

5-9 • Sophomore • Guard
Charlotte, N.C. • Providence Day

#25

Miscellaneous Stats

	Season	Career
Double-Double	1	3
20+ Points	5	6
10+ Points	25	39
10+ Rebounds	1	6
5+ Assists	7	7
5+ Steals	4	5
Tm-High Pts.	12	19
Tm-High Rebs.	2	8
Tm-High Assts.	13	15

- Earned spots on the Naismith Trophy Midseason 30 and the Wade Trophy and Dawn Staley Award Watch Lists
- Ranks 9th in the SEC in scoring, 5th in steals (2.1), 10th in assists (3.6) ... In SEC play, only player to rank in points (10th, 16.2), rebounds (19th, 6.3), assists (11th, 3.5) and steals (8th, 1.8)
- Has led team in scoring 12 times (at USC, NCCU, Winthrop, Savannah St., at Ark., Ky., at Aub., at Vandy, Mizou, at LSU, Florida, Georgia)
- Has led the team in assists 13 times (at Clemson, at San Diego St., at USC, at Charlotte, Winthrop, SC State, at Texas A&M, Alabama, at Vanderbilt, Ole Miss, Arkansas, at LSU, at Kentucky)
- Shot third-best perfect game from free throw line (10-of-10) as part of her second-straight 20-point game to finish with career-high 25 against Georgia (Feb. 27)
- Recorded fourth 20-point game of season against Florida (Feb. 23), including five of team's final 11 points to slip away from Gators
- Posted all 12 of her points and all seven of her rebounds at #15/15 Kentucky (Feb. 20) in the second half, scoring five straight points after Wildcats got within 11 midway through
- Scored 11 of her 19 points at #19/17 LSU (Feb. 16) in second half, including six in final 4:00 to turn seven-point lead into 17-point edge ... added seven rebounds and seven assists
- Had six rebounds in the first half alone against Arkansas (Feb. 9) and tied for team-high honors with four assists.
- Turned in her first career 20-point SEC game against Missouri (Feb. 2), including eight free throws
- Matched career high with eight assists against Ole Miss (Jan. 30)
- Scored four straight points, including layup off her fourth steal of the game, with under minute to play to key win at #16/19 Vanderbilt (Jan. 26)
- Dished out eight assists against Alabama (Jan. 19), seven of which came in the first half as Gamecocks established significant halftime lead
- Scored five points in final 20 seconds at #25/21 Texas A&M (Jan. 16) to send game to overtime, during which she added four points in bid for victory
- Swiped career-high six steals at Auburn (Jan. 12) and scored six of her 18 points during an 8-0 run after Tigers cut lead to three with five minutes to play
- Sank 4-of-4 free throws in final two minutes to ice win over Vanderbilt (Jan. 5), finishing with 19 points
- Grabbed two defensive rebounds and hit 4-of-4 free throws in final 30 seconds to secure win at Arkansas (Jan. 2) en route to first double-double of the season
- Netted 12 of her 18 points against Savannah State (Dec. 28) at free throw line, scoring seven points during key 17-5 run late in first half
- Key element in holding off second-half charge from Winthrop (Dec. 20), scoring 12 points in second half en route to her total of 20, which included a career-high four 3s
- Scored 16 of her 18 points against #14/13 North Carolina (Dec. 18) in second half, highlighted by four during a 14-3 run that included a layup after stealing an in-bounds pass under the basket to bring team within two after trailing by 12 at half, and team's lone 3-pointer to pull within four with 4:23 to play
- Recorded 11 of her 15 points at Charlotte (Dec. 8) in the first half to keep Gamecocks just ahead of upset-minded 49ers
- Scored 12 of her 17 points at San Diego State in the second half, while handing out six of her career-high nine assists in the final 20 minutes as well

2013-14 Game-by-Game

Opponent	Date	GS	MIN	FG-A	3FG-A	FTA	Reb	PF	A	TO	B	S	TP
Chas. Sthrn.	11/08	*	21	6-10	0-0	0-0	1-0-1	0	1	0	0	5	12
LA Tech	11/10	*	27	4-9	1-4	1-3	0-4-4	1	3	2	0	1	10
CofC	11/14	*	26	3-7	2-3	3-7	3-5-8	1	1	2	0	0	11
Seton Hall	11/17	*	36	5-10	2-3	3-6	1-2-3	2	4	1	0	1	15
at Clemson	11/20	*	28	6-10	2-4	0-0	2-4-6	0	5	4	0	2	14
at San Diego State	11/23	*	26	6-10	1-2	4-5	1-2-3	2	9	1	0	3	17
at USC	11/25	*	34	6-9	0-1	10-13	3-3-6	3	4	6	0	5	22
NC Central	12/02	*	14	7-9	2-3	3-4	1-2-3	1	1	1	0	3	19
at Charlotte	12/08	*	36	4-9	0-2	7-7	1-2-3	0	4	3	0	3	15
vs. N. Carolina	12/18	*	34	4-13	1-2	9-10	2-3-5	3	1	3	0	2	18
Winthrop	12/20	*	34	7-9	4-5	2-5	0-1-1	3	7	6	0	1	20
SC State	12/22	*	31	2-8	1-3	0-0	4-5-9	0	4	1	0	1	5
Savannah St.	12/28	*	27	3-5	0-1	12-16	0-7-7	0	4	3	0	5	18
at Arkansas*	01/02	*	35	5-10	0-0	6-8	3-8-11	4	1	3	0	1	16
Vanderbilt*	01/05	*	36	6-9	2-2	5-6	0-4-4	4	4	1	1	3	19
Kentucky*	01/09	*	39	5-11	0-1	7-8	0-7-7	2	3	2	2	2	17
at Auburn*	01/12	*	35	6-13	1-2	5-5	0-2-2	3	1	7	0	6	18
at Texas A&M*	01/16	*	38	8-11	2-2	1-2	1-7-8	4	1	4	0	0	19
Alabama*	01/19	*	30	2-8	1-2	2-2	0-6-6	0	8	1	2	1	7
at Vanderbilt*	01/26	*	36	7-12	0-0	0-0	1-6-7	4	3	3	1	4	14
Ole Miss*	01/30	*	30	4-9	1-2	6-6	0-3-3	1	8	0	1	2	15
Missouri*	02/02	*	37	5-10	2-2	8-11	3-6-0	2	3	5	0	4	20
at Miss. State*	02/06	*	19	1-3	1-1	4-4	1-1-2	2	0	5	0	0	7
Arkansas*	02/09	*	29	5-9	1-2	4-4	1-7-8	3	4	0	1	0	15
at LSU*	02/16	*	35	5-7	3-3	6-6	1-6-7	2	7	4	0	0	19
at Kentucky*	02/20	*	27	3-9	1-2	5-5	2-5-7	3	5	2	0	0	12
Florida*	02/23	*	31	7-15	1-5	5-7	2-6-8	1	2	7	0	2	20
Georgia*	02/27	*	37	7-10	1-2	10-10	2-4-6	1	2	4	0	2	25
at Tennessee*	03/02												

Career Highs – All Games

Pts 25 vs. Georgia, 2/27/14
 FG 8, 2x, last at Texas A&M, 1/16/14
 FGA 17 vs. Tennessee, 1/3/13
 3FG 4 vs. Winthrop, 12/20/13
 3FGA 5, 2x, last vs. Florida, 2/23/14
 FT 12 vs. Savannah St., 12/28/13
 FTA 16 vs. Savannah St., 12/28/13
 Rebs 11, 5x, last at Arkansas, 1/2/14
 Off Rebs 6 at Florida, 1/20/13
 Def Rebs 8, 3x, last at Arkansas, 1/2/14
 Stls 6 at Auburn, 1/12/14
 Assts 9 at San Diego State, 11/23/13
 Min 39 vs. Kentucky, 1/9/14

Season Highs – All Games

Pts 25 vs. Georgia, 2/27
 FG 8 at Texas A&M, 1/16
 FGA 15 vs. Florida, 2/23
 3FG 4 vs. Winthrop, 12/20
 3FGA 5, 2x, last vs. Florida, 2/23
 FT 12 vs. Savannah St., 12/28
 FTA 16 vs. Savannah St., 12/28
 Rebs 11 at Arkansas, 1/2
 Off Rebs 4 vs. SC State, 12/22
 Def Rebs 8 at Arkansas, 1/2
 Stls 6 at Auburn, 1/12
 Assts 9 at San Diego State, 11/23
 Min 39 vs. Kentucky, 1/9

Career – SEC Games

Pts 25 vs. Georgia, 2/27/14
 FG 8 at Texas A&M, 1/16/14
 FGA 17 vs. Tennessee, 1/3/13
 3FG 3 at LSU, 2/16/14
 3FGA 5 vs. Florida, 2/23/14
 FT 10 vs. Georgia, 2/27/14
 FTA 11 vs. Missouri, 2/2/14
 Rebs 11, 2x, last at Arkansas, 1/2/14
 Off Rebs 6 at Florida, 1/20/13
 Def Rebs 8 at Arkansas, 1/2/14
 Stls 6 at Auburn, 1/12/14
 Assts 8, 2x, last vs. Ole Miss, 1/30/14
 Min 39 vs. Kentucky, 1/9/14

Season Highs – SEC Games

Pts 25 vs. Georgia, 2/27
 FG 8 at Texas A&M, 1/16
 FGA 15 vs. Florida, 2/23
 3FG 3 at LSU, 2/16
 3FGA 5 vs. Florida, 2/23
 FT 10 vs. Georgia, 2/27
 FTA 11 vs. Missouri, 2/2
 Rebs 11 at Arkansas, 1/2
 Off Rebs 3, 2x, last vs. Missouri, 2/2
 Def Rebs 8 at Arkansas, 1/2
 Stls 6 at Auburn, 1/12
 Assts 8, 2x, last vs. Ole Miss, 1/30
 Min 39 vs. Kentucky, 1/9

Career Stats at South Carolina

Year	GP	GS	Min	Avg	FG	FGA	Pct	3FG	FGA	Pct	FT	FTA	Pct	Off	Def	Tot	Avg	PF	FO	A	TO	Blk	Stl	Pts	Avg
2012-13	33	30	927	28.1	107	282	.379	22	60	.367	68	111	.613	60	109	169	5.1	64	1	43	82	4	44	304	9.2
2013-14	28	28	868	31.0	139	264	.527	33	61	.541	128	160	.800	36	118	154	5.5	52	0	100	81	8	59	439	15.7
Career Totals	61	58	1795	29.4	246	546	.451	55	121	.455	196	271	.723	96	227	323	5.3	116	1	143	163	12	103	743	12.2



WILKA MONTOUT

6-3 • Senior • Forward
Cayenne, Fr. Guiana • NE Okla. A&M

#12

Miscellaneous Stats

	Season	Career
Double-Double	0	0
10+ Points	0	2
10+ Rebounds	0	0
5+ Blocks	0	0
Tm-High Pts.	0	0
Tm-High Rebs.	0	0

- Has played in 25 games, drawing first career start on Senior Day against Georgia
- Tied career high with two blocks against Georgia (Feb. 27)
- Grabbed offensive rebound and hit baseline jumper to keep Gamecocks in front late in first half at Vanderbilt (Jan. 26) despite three starters on bench with foul trouble
- Posted her career SEC high with six points in just nine minutes against Alabama (Jan. 19)
- Saw a season-high 23 minutes against NC Central (Dec. 2)
- Snagged a career-high eight rebounds against College of Charleston (Nov. 14)
- Opened season with seven points on 2-of-4 shooting, including a 3, and blocked two shots against Charleston Southern (Nov. 8)

2013-14 Game-by-Game

Opponent	Date	GS	MIN	FG-A	3FG-A	FTA	Reb	PF	A	TO	B	S	TP
Chas. Sthrn.	11/08	21	2-4	1-1	2-5	1-3-4	3	1	1	2	1	7	
LA Tech	11/10	11	0-0	0-0	0-0	3-0-3	0	0	0	0	0	0	
CofC	11/14	16	1-6	0-2	0-4	5-3-8	2	0	2	1	0	2	
Seton Hall	11/17	7	0-0	0-0	0-0	0-0-0	1	1	1	0	0	0	
at Clemson	11/20	13	0-6	0-0	1-2	2-2-4	0	0	1	0	0	1	
at San Diego State	11/23	17	1-2	0-1	0-0	0-2-2	3	0	1	0	0	2	
at USC	11/25	9	0-0	0-0	0-0	0-2-2	0	1	0	0	0	0	
NC Central	12/02	23	2-6	1-3	0-0	1-0-1	2	1	1	0	0	5	
at Charlotte	12/08	8	1-2	1-1	0-0	2-0-2	1	0	0	0	0	3	
vs. N. Carolina	12/18	2	0-1	0-1	0-0	0-1-1	0	0	0	0	0	0	
Winthrop	12/20	6	1-2	0-1	0-0	2-1-3	0	0	0	0	0	0	
SC State	12/22	10	1-5	0-0	0-2	3-2-5	0	0	1	1	0	2	
Savannah St.	12/28	17	0-0	0-0	0-2	0-0-0	2	0	0	0	0	0	
at Arkansas*	01/02	— DNP (Coach's Decision) —											
Vanderbilt*	01/05	— DNP (Coach's Decision) —											
Kentucky*	01/09	— DNP (Coach's Decision) —											
at Auburn*	01/12	4	0-0	0-0	0-0	0-1-1	1	1	0	0	0	0	
at Texas A&M*	01/16	4	0-0	0-0	1-2	1-0-1	2	0	1	0	0	1	
Alabama*	01/19	9	2-2	2-2	0-0	0-1-1	3	0	1	0	0	6	
at Vanderbilt*	01/26	4	1-1	0-0	2-2	1-0-1	0	0	0	0	0	4	
Ole Miss*	01/30	13	2-2	0-0	0-0	2-0-2	2	0	0	0	0	4	
Missouri*	02/02	5	0-1	0-1	0-0	0-0-0	0	0	0	0	0	0	
at Miss. State*	02/06	4	0-1	0-1	0-0	0-0-0	0	0	0	0	0	0	
Arkansas*	02/09	2	0-0	0-0	0-0	0-0-0	0	0	0	0	0	0	
at LSU*	02/16	7	1-1	0-0	0-0	0-2-2	0	0	0	0	0	2	
at Kentucky*	02/20	1	0-0	0-0	0-0	0-1-1	0	0	1	1	0	0	
Florida*	02/23	1	0-0	0-0	0-0	0-0-0	0	0	0	0	0	0	
Georgia*	02/27	15	0-3	0-1	0-0	0-2-2	1	0	1	2	0	0	
at Tennessee*	03/02												

Career Highs – All Games

Pts 12 vs. Louisiana Tech, 11/12/12
FG 4, 3x, last vs. Furman, 12/9/12
FGA... 13 vs. Savannah State, 11/15/12
FG %..... 1.00 (2-2), 2x, last vs. Ole Miss, 1/30/14
3FG..... 2 vs. Alabama, 1/19/14
3FGA... 3, 4x, last vs. NCCU, 12/2/13
3FG %... 1.00 (2-2) vs. Alabama, 1/19/14
FT..... 3 at LA Tech, 11/12/12
FTA..... 5 vs. Chas. Southern, 11/8/13
FT %.... 1.00 (2-2), 5x, last at Vanderbilt, 1/26/14
Rebs.. 8 vs. C. of Charleston, 11/14/13
Off Rebs .5, 2x, last vs. CofC, 11/14/13
Def Rebs... 3, 3x, last vs. CofC, 11/14/13
Blks..... 2, 3x, last vs. Georgia, 2/27/14
Stls.... 1, 4x, last vs. Chas. Sthrn., 11/8/13
Assts..... 2, 2x, last vs. Vanderbilt, 1/10/13
Min.... 24 vs. Savannah State, 11/15/12

Career – SEC Games

Pts 6 vs. Alabama, 1/19/14
FG 2, 3x, last vs. Ole Miss, 1/30/14
FGA..... 3, 5x, last vs. Georgia, 2/27/14
FG % 1.00 (2-2), 2x, last vs. Ole Miss, 1/30/14
3FG 2 vs. Alabama, 1/19/14
3FGA..... 3, 2x, last at Alabama, 2/7/13
3FG %... 1.00 (2-2) vs. Alabama, 1/19/14
FT..... 2, 2x, last at Vanderbilt, 1/26/14
FTA 2, 3x, last at Vanderbilt, 1/26/14
FT % .. 1.00 (2-2), 2x, last at Vandy, 1/26/14
Rebs..... 4 at Mississippi State, 1/6/13
Off Rebs 2, 2x, last vs. Ole Miss, 1/30/14
Def Rebs.... 3 at Mississippi St., 1/6/13
Blks 2 vs. Georgia, 2/27/14
Stls.....
Assts 2 vs. Vanderbilt, 1/10/13
Min.... 15, 2x, last vs. Georgia, 2/27/14

Season Highs – All Games

Pts 7 vs. Charleston Southern, 11/8
FG 2, 4x, last vs. Ole Miss, 1/30
FGA.... 6, 3x, last vs. NC Central, 12/2
FG %..... 1.00 (2-2), 2x, last vs. Ole Miss, 1/30/14
3FG 2 vs. Alabama, 1/19
3FGA..... 3 vs. NC Central, 12/2
3FG %... 1.00 (2-2) vs. Alabama, 1/19
FT..... 2, 2x, last at Vanderbilt, 1/26
FTA..... 5 vs. Chas. Southern, 11/8
FT %..... 1.00 (2-2), at Vanderbilt, 1/26
Rebs..... 8 vs. C. of Charleston, 11/14
Off Rebs 5 vs. CofC, 11/14
Def Rebs.... 3, 2x, last vs. CofC, 11/14
Blks 2, 2x, last vs. Georgia, 2/27
Stls..... 1 vs. Charleston Southern, 11/8
Assts 1, 5x, last at Auburn, 1/12
Min..... 23 vs. NC Central, 12/2

Season Highs – SEC Games

Pts 6 vs. Alabama, 1/19
FG 2, 2x, last vs. Ole Miss, 1/30
FGA..... 3 vs. Georgia, 2/27
FG % 1.00 (2-2), 2x, last vs. Ole Miss, 1/30
3FG 2 vs. Alabama, 1/19
3FGA..... 2 vs. Alabama, 1/19
3FG %.... 1.00 (2-2) vs. Alabama, 1/19
FT..... 2 at Vanderbilt, 1/26
FTA..... 2, 2x, last at Vanderbilt, 1/26
FT % 1.00 (2-2), at Vanderbilt, 1/26
Rebs..... 2, 3x, last vs. Georgia, 2/27
Off Rebs 2 vs. Ole Miss, 1/30
Def Rebs... 2, 2x, last vs. Georgia, 2/27
Blks 2 vs. Georgia, 2/27
Stls.....
Assts 1 at Auburn, 1/12
Min..... 15 vs. Georgia, 2/27

Career Stats at South Carolina

Year	GP	GS	Min	Avg	FG	FGA	Pct	3FG	FGA	Pct	FT	FIA	Pct	Off	Def	Tot	Avg	PF	FO	A	TO	Blk	Stl	Pts	Avg
2012-13	29	0	293	10.1	26	94	.277	6	32	.188	13	19	.684	27	16	43	1.5	26	0	8	16	7	3	71	2.4
2013-14	25	1	238	9.5	15	45	.333	5	15	.333	6	19	.316	23	23	46	1.8	23	0	5	12	7	1	41	1.6
Career Totals	54	1	531	9.8	41	139	.295	11	47	.234	19	38	.500	50	39	89	1.7	49	0	13	28	14	4	112	2.1



LeANNA MORRISON

5-5 • R-Sophomore • Guard
Monck's Corner, S.C. • Charlotte

#21

- Has played in 19 games
- Scored her first field goal in an SEC game with a jumper in the second half against Arkansas (Feb. 9)
- Recorded her first SEC point on a free throw against Ole Miss (Jan. 30)
- Got a season-high 12 minutes against NC Central (Dec. 2), hitting her first career field goal – a 3-pointer in the second half
- Scored her first career points in her fourth game in the Garnet and Black, adding a pair of free throws against Seton Hall (Nov. 17)

Miscellaneous Stats

	Season	Career
Double-Double	0	0
10+ Points	0	0
10+ Rebounds	0	0
5+ Assists	0	0
Tm-High Pts.	0	0
Tm-High Assts.	0	0

2013-14 Game-by-Game

Opponent	Date	GS	MIN	FG-A	3FG-A	FTA	Reb	PF	A	TO	B	S	TP
Chas. Sthrn.	11/08	7	0-0	0-0	0-0	0-1-1	1	1	1	0	0	0	0
LA Tech	11/10	1	0-1	0-1	0-0	0-0-0	0	0	0	0	0	0	0
CofC	11/14	6	0-3	0-2	0-0	1-0-1	1	1	0	0	0	0	0
Seton Hall	11/17	2	0-0	0-0	2-2	0-0-0	0	0	0	0	0	1	2
at Clemson	11/20	2	0-0	0-0	0-0	0-0-0	0	0	0	0	0	0	0
at San Diego State	11/23	4	0-1	0-1	0-0	1-0-1	0	1	0	0	0	0	0
at USC	11/25	1	0-0	0-0	0-0	0-0-0	0	0	0	0	0	0	0
NC Central	12/02	12	1-3	1-2	0-0	2-0-2	0	0	0	0	0	0	3
at Charlotte	12/08	1	0-0	0-0	2-4	0-0-0	0	0	0	0	0	0	2
vs. N. Carolina	12/18	— DNP (Coach's Decision) —											
Winthrop	12/20	— DNP (Coach's Decision) —											
SC State	12/22	5	0-1	0-1	0-0	0-1-1	0	0	0	0	0	0	0
Savannah St.	12/28	8	0-0	0-0	1-2	0-2-2	2	0	1	0	0	0	1
at Arkansas*	01/02	— DNP (Coach's Decision) —											
Vanderbilt*	01/05	— DNP (Coach's Decision) —											
Kentucky*	01/09	— DNP (Coach's Decision) —											
at Auburn*	01/12	— DNP (Coach's Decision) —											
at Texas A&M*	01/16	— DNP (Coach's Decision) —											
Alabama*	01/19	2	0-0	0-0	0-0	0-0-0	0	0	0	0	0	0	0
at Vanderbilt*	01/26	— DNP (Coach's Decision) —											
Ole Miss*	01/30	3	0-1	0-1	1-2	0-0-0	3	0	0	0	0	0	1
Missouri*	02/02	1	0-0	0-0	0-0	0-0-0	0	0	0	0	0	0	0
at Miss. State*	02/06	— DNP (Coach's Decision) —											
Arkansas*	02/09	2	1-1	0-0	0-0	1-0-1	0	0	0	0	0	0	2
at LSU*	02/16	1	0-0	0-0	0-0	0-0-0	0	0	0	0	0	0	0
at Kentucky*	02/20	1	0-0	0-0	0-0	0-0-0	0	0	0	0	0	0	0
Florida*	02/23	1	0-0	0-0	0-0	0-0-0	0	0	0	0	0	0	0
Georgia*	02/27	1	0-0	0-0	0-0	0-0-0	0	0	0	0	0	0	0
at Tennessee*	03/02												

Career Highs – All Games

Pts 3 vs. NC Central, 12/2/13
FG 1, 2x, last vs. Arkansas, 2/9/14
FGA..... 3, 2x, last vs. NCCU, 12/2/13
FG%.. 1.00 (1-1) vs. Arkansas, 2/9/14
3FG 1 vs. NC Central, 12/2/13
3FGA... 2, 2x, last vs. NCCU, 12/2/13
3FG%..... .500 (1-2) vs. NCCU, 12/2/13
FT..... 2, 2x, last at Charlotte, 12/8/13
FTA..... 4 at Charlotte, 12/8/13
FT%..1.00 (2-2) vs. Seton Hall, 11/17/13
Rebs.....2, 2x, last vs. Sav. St., 12/28/13
Off Rebs.... 2 vs. NC Central, 12/2/13
Def Rebs..... 2 vs. Savannah St., 12/28/13
Stls..... 1 vs. Seton Hall, 11/17/13
Assts..... 1, 3x, last at San Diego St., 11/23/13
Min..... 12 vs. NC Central, 12/2/13

Season Highs – All Games

Pts3 vs. NC Central, 12/2
FG1, 2x, last vs. Arkansas, 2/9
FGA.... 3, 2x, last vs. NC Central, 12/2
FG% 1.00 (1-1) vs. Arkansas, 2/9
3FG1 vs. NC Central, 12/2
3FGA.. 2, 2x, last vs. NC Central, 12/2
3FG%... .500 (1-2) vs. NC Central, 12/2
FT.....2, 2x, last at Charlotte, 12/8
FTA.....4 at Charlotte, 12/8
FT%.....1.00 (2-2) vs. Seton Hall, 11/17
Rebs.....2, 2x, last vs. Sav. St., 12/28
Off Rebs2 vs. NC Central, 12/2
Def Rebs.....2 vs. Savannah St., 12/28
Stls.....1 vs. Seton Hall, 11/17
Assts..... 1, 3x, last at San Diego St., 11/23
Min.....12 vs. NC Central, 12/2

Career – SEC Games

Pts 2 vs. Arkansas, 2/9/14
FG 1 vs. Arkansas, 2/9/14
FGA..... 1, 2x, last vs. Arkansas, 2/9/14
FG %.. 1.00 (1-1) vs. Arkansas, 2/9/14
3FG.....
3FGA..... 1 vs. Ole Miss, 1/30/14
3FG %.....
FT..... 1 vs. Ole Miss, 1/30/14
FTA..... 2 vs. Ole Miss, 1/30/14
FT %500 (1-2), vs. Ole Miss, 1/30/14
Rebs..... 1 vs. Arkansas, 2/9/14
Off Rebs 1 vs. Arkansas, 2/9/14
Def Rebs.....
Stls.....
Assts.....
Min.....3 vs. Ole Miss, 1/30/14

Season Highs – SEC Games

Pts2 vs. Arkansas, 2/9
FG1 vs. Arkansas, 2/9
FGA..... 1, 2x, last vs. Arkansas, 2/9
FG % 1.00 (1-1) vs. Arkansas, 2/9
3FG.....
3FGA..... 1 vs. Ole Miss, 1/30
3FG %.....
FT..... 1 vs. Ole Miss, 1/30
FTA..... 2 vs. Ole Miss, 1/30
FT %500 (1-2), vs. Ole Miss 1/30
Rebs.....1 vs. Arkansas, 2/9
Off Rebs1 vs. Arkansas, 2/9
Def Rebs.....
Stls.....
Assts.....
Min..... 3 vs. Ole Miss, 1/30

Career Stats at South Carolina

Year	GP	GS	Min	Avg	FG	FGA	Pct	3FG	FGA	Pct	FT	FTA	Pct	Off	Def	Tot	Avg	PF	FO	A	TO	Blk	Stl	Pts	Avg
2013-14	19	0	61	3.2	2	11	.182	1	8	.125	6	10	.600	5	4	9	0.5	7	0	3	2	0	1	11	0.6



TINA ROY

5-11 • R-Sophomore • Guard
Kaplan, La. • Kaplan

#23

Miscellaneous Stats

	Season	Career
Double-Double	0	0
10+ Points	2	7
5+ Assists	2	2
5+ Steals	0	0
Tm-High Pts.	0	2
Tm-High Assts.	2	3

- Has played in 28 games with one start (at Charlotte)
- Scored six first-half points at #19/17 LSU (Feb. 16), including a 3 at end of 13-2 run to end the period
- Capped a 10-0 run with a 3-pointer in the first half against Arkansas (Feb. 9)
- Played fantastic all-around game to help Gamecocks to win at Mississippi State (Feb. 6) with career-high eight rebounds including one on defensive end after three Bulldog offensive boards with under four minutes left, then hit a 3 at end of the shot clock to turn tenuous four-point lead into manageable seven-point edge
- Tied her career SEC high with three assists against Alabama (Jan. 19)
- Hit a 3 from the left side to tie game at Auburn (Jan. 12) late in the first half after Gamecocks had trailed by 12 midway through period
- Posted best game of season against #9/10 Kentucky, scoring 11 points – all in her 12 minutes on the court in the first half – including nine during a 21-8 run that turned a one-point deficit at the 10-minute mark into a 10-point halftime lead
- Played a strong all-around game against Vanderbilt (Jan. 5), logging a career-high 31 minutes, including key moments in the second half to handle the Commodores pressure
- Drew her first career start at Charlotte (Dec. 8)
- Made solid contributions against NC Central (Dec. 2) with five assists and a career-high six rebounds
- Found her shooting stroke in two games on the West Coast, including 11 points at USC (Nov. 25) on 3-of-5 accuracy and a pair of 3s at San Diego State (Nov. 23)
- Opened the season with a career-high seven assists against Charleston Southern (Nov.)

2013-14 Game-by-Game

Opponent	Date	GS	MIN	FG-A	3FG-A	FTA	Reb	PF	A	TO	B	S	TP
Chas. Sthrn.	11/08	22	2-6	1-4	0-0	0-3-3	0	7	0	0	0	0	5
LA Tech	11/10	19	1-9	0-4	0-0	0-1-1	1	2	0	0	0	1	2
CofC	11/14	16	2-10	2-9	0-0	0-0-0	0	2	0	0	0	0	6
Seton Hall	11/17	12	1-1	1-1	2-2	0-2-2	0	1	1	0	0	0	5
at Clemson	11/20	15	1-4	0-3	1-1	2-1-3	1	0	2	0	0	0	3
at San Diego State	11/23	19	2-6	2-4	0-0	0-1-1	0	2	1	1	0	0	6
at USC	11/25	24	3-5	1-2	4-4	0-3-3	1	0	0	1	0	0	11
NC Central	12/02	25	1-7	0-4	0-0	1-5-6	0	5	0	0	0	0	2
at Charlotte	12/08	15	0-0	0-0	1-2	1-1-2	2	1	2	1	1	1	1
vs. N. Carolina	12/18	20	1-5	0-3	0-1	2-2-4	1	0	0	0	0	0	2
Winthrop	12/20	8	0-1	0-1	0-0	0-0-0	0	0	0	0	0	0	0
SC State	12/22	20	3-6	1-2	0-0	0-1-1	0	2	0	0	0	1	7
Savannah St.	12/28	19	1-5	0-1	0-0	0-2-2	1	2	1	0	1	0	2
at Arkansas*	01/02	6	0-2	0-1	0-0	0-2-2	1	0	0	1	0	0	0
Vanderbilt*	01/05	31	1-4	1-2	0-0	0-3-3	0	3	0	1	0	3	0
Kentucky*	01/09	24	5-10	1-3	0-3	0-2-2	0	3	1	0	0	0	11
at Auburn*	01/12	14	2-4	1-3	2-2	0-1-1	0	1	1	0	0	1	7
at Texas A&M*	01/16	10	0-4	0-2	1-2	0-1-1	0	0	0	0	0	0	1
Alabama*	01/19	20	3-9	0-3	0-0	0-2-2	0	3	0	1	0	0	6
at Vanderbilt*	01/26	10	0-1	0-1	0-0	0-1-1	1	1	2	0	0	0	0
Ole Miss*	01/30	15	1-2	1-2	0-0	0-1-1	0	2	2	0	0	0	3
Missouri*	02/02	10	0-3	0-1	0-0	1-0-1	1	0	1	0	0	0	0
at Miss. State*	02/06	26	2-4	1-3	0-0	1-7-8	2	4	0	2	0	0	5
Arkansas*	02/09	25	1-5	1-4	0-0	0-5-5	2	0	1	0	0	0	3
at LSU*	02/16	18	2-7	2-5	0-2	0-3-3	1	1	0	0	0	0	6
at Kentucky*	02/20	12	0-3	0-2	0-0	0-2-2	1	1	1	0	0	0	0
Florida*	02/23	10	0-1	0-1	0-0	0-0-0	1	1	1	0	0	0	0
Georgia*	02/27	4	0-0	0-0	3-4	0-0-0	0	0	1	0	0	0	3
at Tennessee*	03/02												

Career Highs – All Games

Pts 15 vs. Presbyterian, 11/27/11
 FG 5, 3x, last, vs. Kentucky, 1/9/13
 FGA.....12 vs. Georgia, 3/2/12
 3FG 5 vs. Presbyterian, 11/27/11
 3FGA..... 9, 2x, last vs. CofC, 11/14/13
 FT..... 3 vs. C. of Charleston, 11/23/11
 FTA..... 4, 4x, last vs. Georgia, 2/27/14
 Rebs..... 8 at Miss. State, 2/6/14
 Off Rebs 3 at LSU, 1/12/12
 Def Rebs.....7 at Miss. State, 2/6
 Stls..... 2 vs. Presbyterian, 11/27/11
 Assts 7 vs. Chas. Southern, 11/8/13
 Minutes.....31 vs. Vanderbilt, 1/5/14

Career – SEC Games

Pts 11, 2x, last vs. Kentucky, 1/9/14
 FG 5 vs. Kentucky, 1/9/14
 FGA..... 10, vs. Kentucky, 1/9/14
 3FG 3 vs. Florida, 2/12/12
 3FGA..... 7 at LSU, 1/12/12
 FT..... 3 vs. Georgia, 2/27/14
 FTA..... 4 vs. Georgia, 2/27/14
 Rebs..... 8 at Miss. State, 2/6/14
 Off Rebs 3 at LSU, 1/12/12
 Def Rebs 7 at Miss. State, 2/6/14
 Stls..... 1, 5x, last at Auburn, 1/12/14
 Assts 4 at Miss. State, 2/6/14
 Min..... 31 vs. Vanderbilt, 1/5/14

Season Highs – All Games

Pts 11, 2x, last vs. Kentucky, 1/9
 FG 5 vs. Kentucky, 1/9/13
 FGA..... 10, 2x, last vs. Kentucky, 1/9
 3FG 2, 3x, last at LSU, 2/16
 3FGA..... 9, 2x, last vs. CofC, 11/14
 FT..... 4 at USC, 11/25
 FTA..... 4, 3x, last vs. Georgia, 2/27
 Rebs..... 8 at Miss. State, 2/6
 Off Rebs 2 at Clemson, 11/20
 Def Rebs..... 7 at Miss. State, 2/6
 Stls..... 1, 5x, last at Auburn, 1/12
 Assts 7 vs. Chas. Southern, 11/8
 Minutes..... 31 vs. Vanderbilt, 1/5

Season Highs – SEC Games

Pts 11 vs. Kentucky, 1/9
 FG 5 vs. Kentucky, 1/9/13
 FGA..... 10 vs. Kentucky, 1/9
 3FG 2 at LSU, 2/16
 3FGA..... 5 at LSU, 2/16
 FT..... 3 vs. Georgia, 2/27
 FTA..... 4 vs. Georgia, 2/27
 Rebs..... 8 at Miss. State, 2/6
 Off Rebs 1, 2x, last at Miss. St., 2/6
 Def Rebs..... 7 at Miss. State, 2/6
 Stls..... 1 at Auburn, 1/12
 Assts 4 at Miss. State, 2/6
 Min..... 31 vs. Vanderbilt, 1/5

Career Stats at South Carolina

Year	GP	GS	Min	Avg	FG	FGA	Pct	3FG	FGA	Pct	FT	FIA	Pct	Off	Def	Tot	Avg	PF	FO	A	TO	Blk	Stl	Pts	Avg	
2011-12	34	0	383	11.3	53	181	.293	32	127	.252	10	22	.455	20	29	49	1.4	20	0	10	15	1	9	148	4.4	
2012-13	— Did Not Play —																									
2013-14	28	1	469	16.8	35	124	.282	16	71	.225	14	23	.609	8	52	60	2.1	17	0	44	18	8	5	100	3.6	
Career Totals	62	1	852	13.7	88	305	.289	48	198	.242	24	45	.533	28	81	109	1.8	37	0	54	33	9	14	248	4.0	



KHADIJAH SESSIONS

5-8 • Sophomore • Guard
Myrtle Beach, S.C. • Myrtle Beach

#5

Miscellaneous Stats

	Season	Career
Double-Double	0	0
10+ Points	8	14
5+ Assists	5	5
5+ Steals	0	0
Tm-High Pts.	0	3
Tm-High Assts.	7	10

- Has played in 23 games, starting the first 10 games before missing five with an ankle injury ... Has started the last nine games
- Ranks 12th in SEC in free throw percentage
- Has led team in assists eight times (LA Tech, CofC, Seton Hall, NC Central, at Auburn, at Texas A&M, Missouri)
- Was perfect 3-of-3 from outside the arc for season-high 18 points at #15/15 Kentucky (Feb. 20), including two 3s in second half to hold off Wildcats
- Scored four of her nine points at #19/17 LSU (Feb. 16) from the free throw line on a pair of 1-and-1 opportunities late in the second half to hold off Lady Tigers
- Scored in double figures for third-straight game at Mississippi State (Feb. 6), including pair of free throws in final minute to seal win
- Hit a pair of free throws on a 1-and-1 opportunity to seal win at #16/19 Vanderbilt (Jan. 26)
- Picked up steal after forcing a jump ball with Gamecocks down by three with 15 seconds left at #25/21 Texas A&M (Jan. 16) to set up Tiffany Mitchell's game-tying 3 with six seconds to play
- Logged 28 minutes at Auburn (Jan. 12), the most since returning from injury, hitting a clutch 3 after Tigers had tied game for fourth time with seven minutes to play then iced win with a pair of free throws in final minute
- Returned to the court against #9/10 Kentucky (Jan. 9) for first time since an ankle injury suffered against #14/13 North Carolina (Dec. 18), hitting 3 on her first touch to get the Gamecock offense on track
- Dished out a career-high six assists against NC Central (Dec. 2) in just 20 minutes of action
- Posted her first career five-assist game against LA Tech (Nov. 10)

2013-14 Game-by-Game

Opponent	Date	GS	MIN	FG-A	3FG-A	FTA	Reb	PF	A	TO	B	S	TP
Chas. Sthrn.	11/08	*	17	3-6	1-1	3-5	0-2-2	0	3	0	0	2	10
LA Tech	11/10	*	27	3-8	1-4	0-0	1-0-1	1	5	2	0	2	7
CofC	11/14	*	17	0-4	0-2	2-2	0-1-1	2	4	1	0	0	2
Seton Hall	11/17	*	30	6-9	1-4	4-6	0-3-3	2	5	1	0	0	17
at Clemson	11/20	*	32	3-7	2-4	2-3	2-1-3	1	3	1	0	0	10
at San Diego State	11/23	*	30	4-9	2-5	2-3	0-0-0	1	5	1	0	4	12
at USC	11/25	*	37	2-7	1-2	2-4	0-1-1	2	3	4	0	2	7
NC Central	12/02	*	20	2-4	0-1	3-4	0-0-0	1	6	1	0	2	7
at Charlotte	12/08	*	29	2-8	0-2	2-2	1-1-2	3	3	1	0	0	6
vs. N. Carolina	12/18	*	27	1-8	0-3	2-4	0-2-2	1	1	2	0	2	4
Winthrop	12/20												
SC State	12/22												
Savannah St.	12/28												
at Arkansas*	01/02												
Vanderbilt*	01/05												
Kentucky*	01/09		15	1-3	1-2	0-2	0-1-1	1	0	1	0	0	3
at Auburn*	01/12		28	2-4	1-3	4-4	1-0-1	4	3	1	0	0	9
at Texas A&M*	01/16	*	21	0-4	0-0	2-2	0-0-0	2	3	2	0	1	2
Alabama*	01/19		17	1-1	1-1	0-0	0-0-0	1	3	2	0	0	3
at Vanderbilt*	01/26	*	26	2-3	0-0	2-2	1-2-3	4	0	3	0	0	6
Ole Miss*	01/30	*	23	3-5	1-2	4-5	0-2-2	2	3	1	1	1	11
Missouri*	02/02	*	34	3-7	0-3	7-12	0-2-2	3	6	2	0	4	13
at Miss. State*	02/06	*	26	4-5	1-2	5-7	0-2-2	2	3	3	0	0	14
Arkansas*	02/09	*	22	0-4	0-2	3-3	0-1-1	4	2	2	0	1	3
at LSU*	02/16	*	28	2-3	1-2	4-4	0-2-2	1	1	0	0	1	9
at Kentucky*	02/20	*	33	5-8	3-3	5-5	0-0-0	3	0	3	0	1	18
Florida*	02/23	*	19	1-7	0-2	1-3	1-1-2	1	2	2	0	0	3
Georgia*	02/27	*	31	1-4	0-1	3-4	0-1-1	3	2	2	0	2	5
at Tennessee*	03/02												

Career Highs – All Games

Pts 19 vs. Auburn, 2/3/13
 FG ... 6, 2x, last, vs. Seton Hall, 11/17/13
 FGA 15 at Missouri, 2/28/13
 FG % ... 1.00(1-1) vs. Alabama, 1/19/14
 3FG 3, 2x, last at Kentucky, 2/20/14
 3FGA ... 6, 2x, last at Missouri, 2/28/13
 3FG % 1.00(3-3) at Kentucky, 2/20/14
 FT 8 vs. Auburn, 2/3/13
 FTA 12 vs. Missouri, 2/2/14
 FT % 1.00 (5-5), at Kentucky, 2/20/13
 Rebs 5 at Florida, 1/20/13
 Off Rebs 3 at Missouri, 2/28/13
 Def Rebs 3, 2x, last vs. Seton Hall, 11/17/13
 Stls 4, 3x, last vs. Missouri, 2/2/14
 Assts 6, 2x, last vs. Missouri, 2/2/14
 Min 37 at USC, 11/25/13

Season Highs – All Games

Pts 18 at Kentucky, 2/20/13
 FG 6, 2x, last, vs. Seton Hall, 11/17/13
 FGA ... 9, 2x, last at San Diego St., 11/23/13
 FG % 1.00(1-1) vs. Alabama, 1/19/14
 3FG 3 at Kentucky, 2/20/14
 3FGA 5 at San Diego St., 11/23/13
 3FG % 1.00(3-3) at Kentucky, 2/20/14
 FT 7 vs. Missouri, 2/2/14
 FTA 12 vs. Missouri, 2/2/14
 FT % 1.00 (5-5), at Kentucky, 2/20/13
 Rebs 3, 3x, last at Vanderbilt, 1/26/13
 Off Rebs 2 at Clemson, 11/20/13
 Def Rebs 3, 2x, last vs. Seton Hall, 11/17/13
 Stls 4, 2x, last vs. Missouri, 2/2/14
 Assts 6, 2x, last vs. Missouri, 2/2/14
 Min 37 at USC, 11/25/13

Career – SEC Games

Pts 19 vs. Auburn, 2/3/13
 FG 6 at Missouri, 2/28/13
 FGA 15 at Missouri, 2/28/13
 FG % . . 1.00 (1-1) vs. Alabama, 1/19/14
 3FG 3, 2x, last at Kentucky, 2/20/14
 3FGA 6, 2x, last at Missouri, 2/28/13
 3FG % 1.00(3-3) at Kentucky, 2/20/14
 FT 8 vs. Auburn, 2/3/13
 FTA 12 vs. Missouri, 2/2/14
 FT % 1.00 (5-5), at Kentucky, 2/20/13
 Rebs 5 at Florida, 1/20/13
 Off Rebs 3 at Missouri, 2/28/13
 Def Rebs 3 at Florida, 1/20/13
 Stls 4, 2x, last vs. Missouri, 2/2/14
 Assts 6 vs. Missouri, 2/2/14
 Min 35 at Missouri, 2/28/13

Season Highs – SEC Games

Pts 18 at Kentucky, 2/20/13
 FG 5 at Kentucky, 2/20/13
 FGA 8 at Kentucky, 2/20/13
 FG % 1.00 (1-1) vs. Alabama, 1/19/14
 3FG 3 at Kentucky, 2/20/14
 3FGA 3, 3x, last at Kentucky, 2/20/14
 3FG % 1.00(3-3) at Kentucky, 2/20/14
 FT 7 vs. Missouri, 2/2/14
 FTA 12 vs. Missouri, 2/2/14
 FT % 1.00 (5-5), at Kentucky, 2/20/13
 Rebs 3 at Vanderbilt, 1/26/13
 Off Rebs 1, 3x, last vs. Florida, 2/23/13
 Def Rebs 2, 5x, last at LSU, 2/16/13
 Stls 4 vs. Missouri, 2/2/14
 Assts 6 vs. Missouri, 2/2/14
 Min 34 vs. Missouri, 2/2/14

Career Stats at South Carolina

Year	GP	GS	Min	Avg	FG	FGA	Pct	3FG	FGA	Pct	FT	FIA	Pct	Off	Def	Tot	Avg	PF	FO	A	TO	Blk	Stl	Pts	Avg
2012-13	33	3	570	17.3	53	151	.351	13	54	.241	72	109	.661	22	24	46	1.4	43	0	36	49	3	21	191	5.8
2013-14	23	20	589	25.6	51	128	.389	17	51	.333	62	86	.721	7	25	32	1.4	45	0	66	38	1	25	181	7.9
Career Totals	56	23	1159	20.7	104	279	.373	30	105	.286	134	195	.687	29	49	78	1.4	88	0	102	87	4	46	372	6.6



ALEIGHSA WELCH

6-0 • Junior • Forward
Goose Creek, S.C. • Goose Creek

#24

Miscellaneous Stats

	Season	Career
Double-Double	8	18
20+ Points	3	4
10+ Points	22	53
10+ Rebounds	8	21
Tm-High Pts.	8	23
Tm-High Rebs.	10	36
Tm-High Assts.	5	9

- Named CoSIDA Academic All-District, Naismith Trophy Early Season Watch List and Preseason All-SEC First Team
- Has blocked team-high 3.2 shots per game over last five outings,
- Became 29th Gamecock to reach 1,000 career points, only 12 of whom also have more than 650 rebounds
- Has shot at least 50.0 percent from field in all but five games this season (four of which were at least 40.0 percent)
- Leads SEC and ranks 10th in nation in field goal percentage ... In SEC, ranks 15th in ppg, 10th in rpg, 8th in blocks (1.4) and 4th in offensive rebounds (3.1 Or/gm)
- Has led the team in scoring eight times (LA Tech, at Clemson, vs. UNC, at Texas A&M, at Miss. St., Arkansas, at LSU, at UK)
- Has led the team in rebounding 10 times (Charleston Southern, LA Tech, CofC, Seton Hall, at Clemson, vs. UNC, at Texas A&M, Alabama, at Miss. St., at UK)
- Scored four of her 12 points against Florid (Feb. 23) in a 90-second stretch after Gators cut lead to seven with four minutes left in game
- Posted SEC career high with 21 points at #15/15 Kentucky (Feb. 20), including six of team's first nine to set tone early ... tied career high with five blocks
- Hit two field goals and a pair of free throws in the second half at #19/17 LSU (Feb. 16) to turn away the Lady Tigers three times when they came within striking distance
- Blocked a career-high five shots against Arkansas (Feb. 9) while also leading the offense with 16 points
- Powered team to win at Mississippi State (Feb. 6) with seventh double-double of season, while other primary offensive producers struggled
- Scored eight of her 11 points against Ole Miss (Jan. 30) in first half to help establish 19-point halftime lead
- Posted second-straight double-double with 12 points and 10 rebounds against Alabama (Jan. 19)
- Tied career high in an SEC game with 20 points at #25/21 Texas A&M (Jan. 16), including six of team's first 10 2nd-half points to launch rally from 17-point halftime deficit
- Posted fourth double-double of the season against #9/10 Kentucky (Jan. 9), adding 11 points and 10 rebounds in the second half alone to hold off Wildcats' surge
- Hit 5-of-6 from free throw line, grabbed a defensive rebound and blocked a shot in final five minutes of game to hold off Vanderbilt (Jan. 5)
- Tied career high with four blocks at Arkansas (Jan. 2) and hit a tough shot in traffic to end seven-minute scoring drought in second half that let Razorbacks cut deficit in half
- Handed out career high five assists against Savannah State (Dec. 28), still scoring in double figures
- Scored nine of her 14 points against Winthrop (Dec. 20) in the second half to hold off Winthrop rally
- Netted career-high 23 points against #14/13 North Carolina (Dec. 18) while battling for five offensive rebounds
- Scored all 18 of her points at Charlotte (Dec. 8) in the second half, driving team to road win after sitting all but the first six minutes of the first half due to foul trouble
- Hit 4-of-5 from the field for 10 points in the second half at Southern Cal (Nov. 25) to help team pull away from six-point halftime lead
- Grabbed career-high 17 rebounds against College of Charleston (Nov. 14), sixth-most in Colonial Life Arena history, including 12 in the first half

2013-14 Game-by-Game

Opponent	Date	GS	MIN	FG-A	3FG-A	FTA	Reb	PF	A	TO	B	S	TP
Chas. Sthrn.	11/08	*	19	5-8	0-0	5-6	3-5-8	1	0	2	0	1	15
LA Tech	11/10		31	6-8	0-0	2-5	6-4-10	2	3	0	0	0	14
CofC	11/14	*	23	3-5	0-0	6-11	7-10-17	2	2	1	1	2	12
Seton Hall	11/17	*	28	3-4	0-0	9-13	2-6-8	2	4	1	2	1	15
at Clemson	11/20	*	29	7-10	0-0	3-3	4-6-10	2	4	1	3	1	17
at San Diego State	11/23	*	25	4-4	0-0	0-2	1-3-4	3	2	1	1	1	8
at USC	11/25	*	34	6-11	0-0	2-2	2-4-6	2	1	2	0	0	14
NC Central	12/02	*	17	6-6	0-0	1-2	0-4-4	0	1	0	1	0	13
at Charlotte	12/08	*	25	7-9	0-0	4-6	2-4-6	2	0	2	0	3	18
vs. N. Carolina	12/18	*	36	8-13	0-0	7-12	5-1-6	3	0	4	1	1	23
Winthrop	12/20	*	34	4-7	0-0	6-11	4-4-8	0	2	1	1	2	14
SC State	12/22	*	25	4-5	0-0	0-1	4-1-5	0	3	2	0	1	8
Savannah St.	12/28	*	23	5-9	0-0	4-6	1-2-3	0	5	0	0	1	14
at Arkansas*	01/02	*	36	5-11	0-0	1-3	2-5-7	2	2	2	4	1	11
Vanderbilt*	01/05	*	24	2-4	0-0	5-6	1-2-3	4	3	1	1	0	9
Kentucky*	01/09	*	37	5-10	0-0	6-9	6-8-14	2	3	5	1	0	16
at Auburn*	01/12	*	31	3-7	0-0	4-8	3-2-5	3	3	2	1	2	10
at Texas A&M*	01/16	*	43	8-19	1-1	3-7	8-8-16	1	2	2	2	1	20
Alabama*	01/19	*	29	5-7	0-0	2-3	3-7-10	1	1	5	0	0	12
at Vanderbilt*	01/26	*	30	5-9	0-0	0-0	3-3-6	2	3	8	2	0	10
Ole Miss*	01/30	*	25	4-5	0-0	3-4	3-1-4	2	2	1	0	2	11
Missouri*	02/02	*	26	5-9	0-0	1-4	2-3-5	4	0	0	1	0	11
at Miss. State*	02/06	*	38	5-16	0-0	8-9	6-5-11	1	4	0	2	1	18
Arkansas*	02/09	*	36	5-9	0-0	6-9	3-4-7	1	1	3	5	2	16
at LSU*	02/16	*	37	7-11	0-0	5-6	2-4-6	2	1	1	2	1	19
at Kentucky*	02/20	*	39	10-16	0-0	1-4	3-7-10	1	2	0	5	0	21
Florida*	02/23	*	36	4-7	0-0	4-6	1-4-5	0	1	3	1	1	12
Georgia*	02/27	*	31	2-5	0-0	2-2	0-5-5	4	3	3	3	0	6
at Tennessee*	03/02												

Career Highs – All Games

Pts 23 vs. N. Carolina 12/18/13
FG 10 at Kentucky, 2/20/14
FGA 19 at Texas A&M, 1/16/14
FT 10 at Xavier, 11/30/11
FTA 15 at Xavier, 11/30/11
Rebs 17 vs. C. of Charleston, 11/14/13
Off Rebs 8, 6x, last at TAMU, 1/16/14
Def Rebs 10 vs. CofC, 11/14/13
Blks 5, 2x, last at Kentucky, 2/20/14
Stls 3, 4x, last at Charlotte, 12/8/13
Assts 5 vs. Savannah St., 12/28/13
Min 43 at Texas A&M, 1/16/14

Season Highs – All Games

Pts 23 vs N. Carolina, 12/18
FG 10 at Kentucky, 2/20
FGA 19 at Texas A&M, 1/16
FT 9 vs. Seton Hall, 11/17
FTA 13 vs. Seton Hall, 11/17
Rebs 17 vs. C. of Charleston, 11/14
Off Rebs 8 at Texas A&M, 1/16
Def Rebs 10 vs. CofC, 11/14
Blks 5, 2x, last at Kentucky, 2/20
Stls 3 at Charlotte, 12/8
Assts 5 vs. Savannah St., 12/28
Min 43 at Texas A&M, 1/16

Career – SEC Games

Pts 21 at Kentucky, 2/20/14
FG 10 at Kentucky, 2/20/14
FGA 19 at Texas A&M, 1/16/14
FT 8, 2x, last at Miss. St., 2/6/14
FTA 12 vs. Mississippi State, 2/24/13
Rebs 16 at Texas A&M, 1/16/14
Off Rebs 8, 2x, last at TAMU, 1/16/14
Def Rebs 8, 3x, last at TAMU, 1/16/14
Blks 5, 2x, last at Kentucky, 2/20/14
Stls 3 vs. Florida, 3/3/13
Assts 4, 2x, last at Miss. St., 2/6/14
Min 43 at Texas A&M, 1/16/14

Season Highs – SEC Games

Pts 21 at Kentucky, 2/20
FG 10 at Kentucky, 2/20
FGA 19 at Texas A&M, 1/16
FT 8 at Miss. State, 2/6
FTA 9, 3x, last vs. Arkansas., 2/9
Rebs 16 at Texas A&M, 1/16
Off Rebs 8 at Texas A&M, 1/16
Def Rebs 8, 2x, last at TAMU, 1/16
Blks 5, 2x, last at Kentucky, 2/20
Stls 2, 3x, last vs. Arkansas, 2/9
Assts 4 at Miss. St., 2/6
Min 43 at Texas A&M, 1/16

Career Stats at South Carolina

Year	GP	GS	Min	Avg	FG	FGA	Pct	3FG	FGA	Pct	FT	FIA	Pct	Off	Def	Tot	Avg	PF	FO	A	TO	Blk	Stl	Pts	Avg
2011-12	33	2	694	21.0	98	167	.587	0	1	.000	56	98	.571	104	96	200	6.1	41	0	18	40	22	19	252	7.6
2012-13	33	33	981	29.7	134	224	.598	1	1	1.000	126	178	.708	131	124	255	7.7	56	0	34	53	23	26	395	12.0
2013-14	28	27	847	30.3	143	244	.586	1	1	1.000	100	160	.625	87	122	209	7.5	49	0	58	53	40	25	387	13.8
Career Totals	94	62	2522	26.8	375	635	.591	2	3	.667	282	436	.647	322	342	664	7.1	146	0	110	146	85	70	1034	11.0



Official Basketball Box Score -- Game Totals -- Final Statistics
#19/14 South Carolina vs Clemson
11/20/13 7 pm at Clemson, SC (Littlejohn Coliseum)



#19/14 South Carolina 68 • 5-0

Table with columns: Player, FG-FGA, 3-Ptr, FT-FTA, Rebounds, PF, TP, A TO Blk Stl, Min. Lists statistics for 24 players and team totals.

FG % 1st Half: 12-31 38.7% 2nd half: 14-26 53.8% Game: 26-57 45.6%
3FG % 1st Half: 1-8 12.5% 2nd half: 3-8 37.5% Game: 4-16 25.0%
FT % 1st Half: 2-3 66.7% 2nd half: 10-15 66.7% Game: 12-18 66.7%

Clemson 43 • 1-3

Table with columns: Player, FG-FGA, 3-Ptr, FT-FTA, Rebounds, PF, TP, A TO Blk Stl, Min. Lists statistics for 20 players and team totals.

FG % 1st Half: 3-23 13.0% 2nd half: 11-25 44.0% Game: 14-48 29.2%
3FG % 1st Half: 0-2 0.0% 2nd half: 3-5 60.0% Game: 3-7 42.9%
FT % 1st Half: 9-14 64.3% 2nd half: 3-5 60.0% Game: 12-19 63.2%

Officials: Billy Smith, Jules Gallien, Mark Berger
Technical fouls: #19/14 South Carolina-None. Clemson-None.

Score by periods table with columns: 1st, 2nd, Total. Shows scores for #19/14 South Carolina and Clemson.

Last FG - SC 2nd-00:32, CU 2nd-00:08.
Largest lead - SC by 28 2nd-02:32, CU by 2 1st-19:45.



Official Basketball Box Score -- Game Totals -- Final Statistics
#19/14 South Carolina vs San Diego State
11/23/13 1 p.m. at Viejas Arena at Aztec Bowl (San Diego)



#19/14 South Carolina 88 • 6-0

Table with columns: Player, FG-FGA, 3-Ptr, FT-FTA, Rebounds, PF, TP, A TO Blk Stl, Min. Lists statistics for 24 players and team totals.

FG % 1st Half: 16-35 45.7% 2nd half: 13-20 65.0% Game: 29-55 52.7%
3FG % 1st Half: 7-15 46.7% 2nd half: 2-8 25.0% Game: 9-23 39.1%
FT % 1st Half: 4-6 66.7% 2nd half: 17-25 68.0% Game: 21-31 67.7%

San Diego State 54 • 0-4

Table with columns: Player, FG-FGA, 3-Ptr, FT-FTA, Rebounds, PF, TP, A TO Blk Stl, Min. Lists statistics for 23 players and team totals.

FG % 1st Half: 12-22 54.5% 2nd half: 9-26 34.6% Game: 21-48 43.8%
3FG % 1st Half: 1-4 25.0% 2nd half: 0-4 0.0% Game: 1-8 12.5%
FT % 1st Half: 4-7 57.1% 2nd half: 4-8 50.0% Game: 8-15 53.3%

Officials: Melissa Barlow, Shelley Nakasone, Lisa Jones
Technical fouls: #19/14 South Carolina-None. San Diego State-None.

Attendance: 642
3 TEAM POINTS AWARDED TO SDSU AT 19:49 1ST HALF

Score by periods table with columns: 1st, 2nd, Total. Shows scores for #19/14 South Carolina and San Diego State.

Last FG - SC 2nd-01:32, SDSU 2nd-03:02.
Largest lead - SC by 37 2nd-00:24, SDSU by 1 1st-16:48.



Official Basketball Box Score -- Game Totals -- Final Statistics
#17/14 South Carolina vs USC
11/25/13 5 p.m. at Galen Center (Los Angeles)



#17/14 South Carolina 70 • 7-0

Table with columns: Player, FG-FGA, 3-Ptr, FT-FTA, Rebounds, PF, TP, A TO Blk Stl, Min. Lists statistics for 24 players and team totals.

FG % 1st Half: 11-28 39.3% 2nd half: 13-20 65.0% Game: 24-48 50.0%
3FG % 1st Half: 1-4 25.0% 2nd half: 1-2 50.0% Game: 2-6 33.3%
FT % 1st Half: 7-9 77.8% 2nd half: 13-17 76.5% Game: 20-26 76.9%

USC 50 • 3-2

Table with columns: Player, FG-FGA, 3-Ptr, FT-FTA, Rebounds, PF, TP, A TO Blk Stl, Min. Lists statistics for 32 players and team totals.

FG % 1st Half: 9-23 39.1% 2nd half: 11-29 37.9% Game: 20-52 38.5%
3FG % 1st Half: 1-8 12.5% 2nd half: 0-3 0.0% Game: 1-11 9.1%
FT % 1st Half: 5-6 83.3% 2nd half: 4-12 33.3% Game: 9-18 50.0%

Officials: Michael Price, Cathi Cornell, Janetia Graham
Technical fouls: #17/14 South Carolina-None. USC-None.

Attendance: 897
13:14 South Carolina #41 called for flagrant one.

Score by periods table with columns: 1st, 2nd, Total. Shows scores for #17/14 South Carolina and USC.

Last FG - SC 2nd-01:16, USC 2nd-02:47.
Largest lead - SC by 20 2nd-00:37, USC by 2 1st-19:44.

Score tied - 5 times.
Lead changed - 3 times.



Official Basketball Box Score -- Game Totals -- Final Statistics
NC Central vs #12/13 South Carolina
12/02/13 7 p.m. at Columbia, S.C./Colonial Life Arena



NC Central 27 • 4-3

Table with columns: Player, FG-FGA, 3-Ptr, FT-FTA, Rebounds, PF, TP, A TO Blk Stl, Min. Lists statistics for 33 players and team totals.

FG % 1st Half: 4-27 14.8% 2nd half: 4-23 17.4% Game: 8-50 16.0%
3FG % 1st Half: 1-8 12.5% 2nd half: 0-6 0.0% Game: 1-14 7.1%
FT % 1st Half: 6-8 75.0% 2nd half: 4-4 100.0% Game: 10-12 83.3%

#12/13 South Carolina 79 • 8-0

Table with columns: Player, FG-FGA, 3-Ptr, FT-FTA, Rebounds, PF, TP, A TO Blk Stl, Min. Lists statistics for 41 players and team totals.

FG % 1st Half: 18-26 69.2% 2nd half: 13-27 48.1% Game: 31-53 58.5%
3FG % 1st Half: 1-5 20.0% 2nd half: 5-13 38.5% Game: 6-18 33.3%
FT % 1st Half: 9-13 69.2% 2nd half: 2-3 66.7% Game: 11-16 68.8%

Officials: Laura Morris, Eric Brewton, Angel Stanton
Technical fouls: NC Central-None. #12/13 South Carolina-None.

Score by periods table with columns: 1st, 2nd, Total. Shows scores for NC Central and #12/13 South Carolina.

Last FG - NCCU 2nd-00:00, SC 2nd-00:24.
Largest lead - NCCU None, SC by 54 2nd-00:24.

Score tied - 0 times.
Lead changed - 0 times.



2013-14 South Carolina Basketball
South Carolina Game-by-Game Highs (as of Feb 27, 2014)
All games



Opponent	Date	Score	Points	Rebounds	Assists	Steals	Blocked shots
CHARLESTON SOUTHERN	11/08/13	99-29	20-COATES, Alaina	8-WELCH, Aleighsa	7-ROY, Tina	5-MITCHELL, Tiffany	5-IBIAM, Elem
LOUISIANA TECH	11/10/13	68-45	14-WELCH, Aleighsa	10-WELCH, Aleighsa COATES, Alaina	5-SESSIONS, Khadij	2-SESSIONS, Khadij	3-IBIAM, Elem
COLL. OF CHARLESTON	11/14/13	81-54	16-DOZIER, Asia	17-WELCH, Aleighsa	4-SESSIONS, Khadij	2-WELCH, Aleighsa	3-IBIAM, Elem COATES, Alaina
SETON HALL	11/17/13	88-67	18-IBIAM, Elem	8-IBIAM, Elem WELCH, Aleighsa COATES, Alaina	5-SESSIONS, Khadij	2-DOZIER, Asia	4-COATES, Alaina
at Clemson	11/20/13	68-43	17-WELCH, Aleighsa	10-WELCH, Aleighsa	5-MITCHELL, Tiffany	2-COATES, Alaina MITCHELL, Tiffany	3-WELCH, Aleighsa
at San Diego State	11/23/13	88-54	21-COATES, Alaina	8-COATES, Alaina	9-MITCHELL, Tiffany	4-SESSIONS, Khadij	1-COATES, Alaina ROY, Tina WELCH, Aleighsa IBIAM, Elem
at USC	11/25/13	70-50	22-MITCHELL, Tiffany	9-COATES, Alaina	4-MITCHELL, Tiffany	5-MITCHELL, Tiffany	2-IBIAM, Elem
NC CENTRAL	12/02/13	79-27	19-MITCHELL, Tiffany	7-COATES, Alaina	6-SESSIONS, Khadij	3-MITCHELL, Tiffany	2-COATES, Alaina
at Charlotte	12/08/13	76-61	19-IBIAM, Elem	9-IBIAM, Elem	4-MITCHELL, Tiffany DOZIER, Asia	3-WELCH, Aleighsa MITCHELL, Tiffany	3-IBIAM, Elem
vs #14/13 North Carolina	12/18/13	66-74	23-WELCH, Aleighsa	6-WELCH, Aleighsa	2-GAINES, Olivia	2-MITCHELL, Tiffany SESSIONS, Khadija IBIAM, Elem	4-IBIAM, Elem
WINTHROP	12/20/13	69-61	20-MITCHELL, Tiffany	9-IBIAM, Elem	7-MITCHELL, Tiffany	2-WELCH, Aleighsa	3-IBIAM, Elem
SC STATE	12/22/13	70-26	23-COATES, Alaina	9-MITCHELL, Tiffany IBIAM, Elem	4-MITCHELL, Tiffany	1-DOZIER, Asia GAINES, Olivia ROY, Tina IBIAM, Elem DAVIS, Tiffany WELCH, Aleighsa MITCHELL, Tiffany	3-COATES, Alaina
SAVANNAH STATE	12/28/13	82-40	18-MITCHELL, Tiffany	12-COATES, Alaina	5-WELCH, Aleighsa	5-MITCHELL, Tiffany	3-COATES, Alaina
at Arkansas	01/02/14	55-51	16-MITCHELL, Tiffany	12-COATES, Alaina	5-DOZIER, Asia	1-GAINES, Olivia DOZIER, Asia WELCH, Aleighsa MITCHELL, Tiffany	5-COATES, Alaina
VANDERBILT	01/05/14	76-66	24-COATES, Alaina	10-COATES, Alaina	5-DOZIER, Asia	3-MITCHELL, Tiffany	3-COATES, Alaina
#9/10 KENTUCKY	01/09/14	68-59	17-MITCHELL, Tiffany	17-COATES, Alaina	4-DOZIER, Asia	2-MITCHELL, Tiffany	6-IBIAM, Elem
at Auburn	01/12/14	72-66	18-MITCHELL, Tiffany	6-COATES, Alaina	3-SESSIONS, Khadij DOZIER, Asia WELCH, Aleighsa	6-MITCHELL, Tiffany	1-COATES, Alaina WELCH, Aleighsa IBIAM, Elem
at #25/21 Texas A&M	01/16/14	65-67	20-WELCH, Aleighsa	16-WELCH, Aleighsa	3-SESSIONS, Khadij	1-GAINES, Olivia WELCH, Aleighsa COATES, Alaina SESSIONS, Khadija	4-IBIAM, Elem
ALABAMA	01/19/14	77-51	18-IBIAM, Elem	10-WELCH, Aleighsa	8-MITCHELL, Tiffany	1-GAINES, Olivia MITCHELL, Tiffany	2-MITCHELL, Tiffany IBIAM, Elem COATES, Alaina
at #16/19 Vanderbilt	01/26/14	61-57	14-MITCHELL, Tiffany	9-IBIAM, Elem	3-MITCHELL, Tiffany WELCH, Aleighsa	4-MITCHELL, Tiffany	4-COATES, Alaina
OLE MISS	01/30/14	99-70	24-COATES, Alaina	12-COATES, Alaina	8-MITCHELL, Tiffany	2-WELCH, Aleighsa MITCHELL, Tiffany	5-IBIAM, Elem
MISSOURI	02/02/14	78-62	20-MITCHELL, Tiffany	9-MITCHELL, Tiffany	6-SESSIONS, Khadij	4-MITCHELL, Tiffany SESSIONS, Khadija	4-COATES, Alaina
at Mississippi State	02/06/14	71-64	18-WELCH, Aleighsa	11-WELCH, Aleighsa	4-WELCH, Aleighsa ROY, Tina DOZIER, Asia	1-WELCH, Aleighsa DOZIER, Asia	7-IBIAM, Elem



2013-14 South Carolina Basketball
South Carolina Game-by-Game Highs (as of Feb 27, 2014)
All games



Opponent	Date	Score	Points	Rebounds	Assists	Steals	Blocked shots
					ROY, Tina DOZIER, Asia	DOZIER, Asia	
ARKANSAS	02/09/14	67-49	16-WELCH, Aleighsa	8-MITCHELL, Tiffany COATES, Alaina	4-MITCHELL, Tiffany DOZIER, Asia	2-WELCH, Aleighsa	5-WELCH, Aleighsa
at #19/17 LSU	02/16/14	73-57	19-WELCH, Aleighsa MITCHELL, Tiffany	8-COATES, Alaina	7-MITCHELL, Tiffany	3-COATES, Alaina	2-WELCH, Aleighsa
at #15/15 Kentucky	02/20/14	81-58	21-WELCH, Aleighsa	10-WELCH, Aleighsa	5-MITCHELL, Tiffany	1-IBIAM, Elem SESSIONS, Khadija COATES, Alaina	5-WELCH, Aleighsa
FLORIDA	02/23/14	69-55	20-MITCHELL, Tiffany	12-COATES, Alaina	3-DOZIER, Asia	2-MITCHELL, Tiffany	5-COATES, Alaina
GEORGIA	02/27/14	67-56	25-MITCHELL, Tiffany	9-IBIAM, Elem	3-WELCH, Aleighsa	2-MITCHELL, Tiffany SESSIONS, Khadija	5-IBIAM, Elem



2013-14 South Carolina Basketball
South Carolina Points-Rebounds-Assists (as of Feb 27, 2014)
All games



Opponent	Date	Score	00	02	05	12	15	21	23	24	25	31	33	41											
			FARMER	JIND	GAINES	OLI	SESSIONS	K	MONTGOMERY	W	DAVIS	TIFF	MORRISON	L	ROY	TINA	WELCH	HALEI	MITCHELL	T	DOZIER	RASI	IBIAMELEW	COATES	ALA
CSU	11/08/13	99-29 w	0-0	4-4	5-2	7-4	5-2	0-1	5-3	8-0	12-1	4-3	17-6	20-7											
LATECH	11/10/13	68-45 w	0-0	2-4	7-1	0-3	3-2	0-0	2-1	10-3	10-4	7-1	11-8	12-10											
COFC	11/14/13	81-54 w	0-0	2-1	2-1	2-8	7-1	0-1	6-0	2-2	12-17	11-8	16-2	11-14											
SHU	11/17/13	88-67 w	DNP	0-1	17-3	0-0	0-1	2-0	5-2	15-8	15-3	6-2	18-8	10-8											
at CU	11/20/13	68-43 w	0-0	DNP	10-3	1-4	0-0	0-0	3-3	17-10	14-6	4-9	10-6	9-6											
at SDSU	11/23/13	88-54 w	DNP	1-1	12-0	2-2	0-0	0-1	6-1	8-4	17-3	16-3	5-4	21-8											
at USC	11/25/13	70-50 w	DNP	DNP	7-1	0-2	DNP	0-0	11-3	14-6	22-6	4-2	4-5	8-9											
NCCU	12/02/13	79-27 w	3-3	4-5	7-0	5-1	DNP	3-2	2-6	13-4	19-3	6-2	2-3	15-7											
at CHA	12/08/13	76-61 w	DNP	0-1	6-2	3-2	0-0	2-0	1-2	18-6	15-3	10-5	19-9	2-4											
vs NC	12/18/13	66-74 L	DNP	2-1	4-2	0-1	0-0	DNP	2-4	23-6	18-5	3-3	14-5	0-1											
WU	12/20/13	69-61 w	DNP	2-1	DNP	2-3	3-4	DNP	0-0	14-8	20-1	13-2	12-9	3-3											
SCSUW	12/22/13	70-26 w	0-1	6-4	DNP	2-5	6-1	0-1	7-1	8-5	5-9	4-4	9-9	23-5											
SSU	12/28/13	82-40 w	0-0	7-0	DNP	0-0	8-1	1-2	2-2	14-3	18-7	10-1	5-9	17-12											
at AR	01/02/14	55-51 w	DNP	1-1	DNP	DNP	3-6	DNP	0-2	11-7	16-1	9-2	4-4	11-12											
VANDY	01/05/14	76-66 w	DNP	2-1	DNP	DNP	3-1	DNP	3-3	9-3	19-4	5-1	11-8	24-10											
UK	01/09/14	68-59 w	DNP	2-0	3-1	DNP	0-0	DNP	11-2	16-14	17-7	0-1	9-4	10-17											
at AU	01/12/14	72-66 w	DNP	1-0	9-1	0-1	0-1	DNP	7-1	10-5	18-2	9-5	4-3	14-6											
at TAMU	01/16/14	65-67 L	DNP	5-2	2-0	1-1	0-1	DNP	1-1	20-16	19-8	5-3	4-12	8-5											
UA	01/19/14	77-51 w	3-0	4-3	3-0	6-1	0-0	0-0	6-2	12-10	14-7	8-3	18-7	10-9											
at VU	01/26/14	61-57 w	DNP	2-1	6-3	4-1	0-1	DNP	0-1	10-6	15-3	9-3	10-9	6-5											
UM	01/30/14	99-70 w	0-0	1-1	11-2	4-2	11-2	1-0	3-1	11-4	15-3	4-1	14-8	24-12											
MU	02/02/14	78-62 w	0-0	0-0	13-2	0-0	0-2	0-0	0-1	11-5	20-9	11-3	10-6	13-5											
at MS	02/06/14	71-64 w	DNP	0-1	14-2	0-0	4-0	DNP	5-8	18-1	7-2	10-3	5-5	8-5											
AR	02/09/14	67-49 w	0-0	5-1	3-1	0-0	3-2	2-1	3-5	16-7	15-8	0-1	10-6	10-8											
at LSU	02/16/14	73-57 w	0-0	0-0	9-2	2-2	3-0	0-0	6-3	19-6	19-7	1-1	1-7	13-8											
at UK	02/20/14	81-58 w	DNP	2-3	18-0	0-1	0-0	0-0	0-2	21-10	12-7	4-4	16-4	8-6											
UF	02/23/14	69-55 w	0-0	4-2	3-2	0-0	3-1	0-0	0-1	12-5	20-8	3-6	8-4	16-12											
UGA	02/27/14	67-56 w	0-0	2-0	5-1	0-2	2-0	0-0	3-0	6-5	25-6	0-4	6-9	18-8											



2013-14 South Carolina Basketball
 South Carolina Team Game-by-Game Comparison (as of Feb 27, 2014)
 All games



Opponent	1st	2nd	Score	Mar	Total FG	FG Pct	3-Pointers	3FG Pct	Free Throws	FT Pct	Rebounds	Assist	T/Over	Block	Steal	Fouls
CHARLESTON SOUTHERN	52/13	47/16	99-29	+70	39-64/10-54	.609/.185	3-6/4-23	.500/.174	18-28/5-6	.643/.833	46/25	25/6	10/25	12/5	17/5	9/19
LOUISIANA TECH	31/17	37/28	68-45	+23	28-62/18-50	.452/.360	4-18/4-7	.222/.571	8-22/5-14	.364/.357	47/29	18/10	13/17	4/2	6/7	15/22
COLL. OF CHARLESTON	46/34	35/20	81-54	+27	25-66/21-68	.379/.309	9-28/3-13	.321/.231	22-42/9-18	.524/.500	62/38	16/12	12/10	8/2	5/5	15/27
SETON HALL	41/39	47/28	88-67	+21	26-45/26-67	.578/.388	6-12/6-11	.500/.545	30-44/9-18	.682/.500	38/30	19/4	11/8	9/2	6/5	16/28
Clemson	27/15	41/28	68-43	+25	26-57/14-48	.456/.292	4-16/3-7	.250/.429	12-18/12-19	.667/.632	49/27	14/7	12/11	5/2	6/5	13/17
San Diego State	43/32	45/22	88-54	+34	29-55/21-48	.527/.438	9-23/1-8	.391/.125	21-31/8-15	.677/.533	30/31	24/10	8/25	4/1	12/5	18/25
USC	30/24	40/26	70-50	+20	24-48/20-52	.500/.385	2-6/1-11	.333/.091	20-26/9-18	.769/.500	35/30	12/12	19/22	3/4	8/10	18/21
NC CENTRAL	46/15	33/12	79-27	+52	31-53/8-50	.565/.160	6-18/1-14	.333/.071	11-16/10-12	.688/.833	38/28	20/6	7/16	4/1	7/3	11/13
Charlotte	33/32	43/29	76-61	+15	25-53/24-53	.472/.453	1-6/3-13	.167/.231	25-33/10-12	.758/.833	36/29	12/10	15/18	7/0	10/6	13/24
#14/13 North Carolina	27/39	39/35	66-74	(8)	23-56/28-61	.411/.459	1-11/4-16	.091/.250	19-29/14-17	.655/.824	33/43	6/12	14/17	6/3	7/5	18/23
WINTHROP	37/23	32/38	69-61	+8	24-48/24-59	.500/.407	8-19/4-8	.421/.500	13-24/9-10	.542/.900	34/30	17/13	20/13	5/2	4/8	12/21
SC STATE	37/12	33/14	70-26	+44	26-57/12-49	.456/.245	5-12/2-19	.417/.105	13-18/0-2	.722/.000	47/21	19/7	14/16	5/1	7/8	11/14
SAVANNAH STATE	43/25	39/15	82-40	+42	24-47/13-49	.511/.285	4-6/2-10	.667/.200	30-48/12-14	.625/.857	39/27	13/6	10/19	5/3	10/4	17/31
Arkansas	28/16	27/35	55-51	+4	21-52/18-69	.404/.261	1-5/5-19	.200/.253	12-19/10-14	.632/.714	48/38	10/8	21/10	11/6	4/11	19/20
VANDERBILT	41/30	35/36	76-66	+10	25-46/23-61	.543/.377	4-7/6-12	.571/.500	22-27/14-15	.815/.933	32/29	19/14	15/13	8/3	6/4	22/23
#9/10 KENTUCKY	34/24	34/35	68-59	+9	24-60/23-73	.400/.315	2-7/1-8	.286/.125	18-30/12-22	.600/.545	53/43	14/10	16/10	14/5	3/5	17/26
Auburn	39/39	33/27	72-66	+6	22-41/23-58	.537/.397	5-12/4-13	.417/.308	23-34/16-22	.676/.727	27/32	12/15	20/18	3/6	10/8	19/27
#25/21 Texas A&M	17/34	39/22	65-67	(2)	25-61/25-72	.410/.347	5-11/2-4	.455/.500	10-21/15-20	.476/.750	53/41	8/13	20/8	7/3	4/9	21/19
ALABAMA	43/26	34/25	77-51	+26	30-58/19-58	.517/.328	7-12/3-14	.583/.214	10-11/10-15	.909/.667	43/24	25/10	15/10	7/3	2/9	15/14
#16/19 Vanderbilt	31/27	30/30	61-57	+4	21-50/22-58	.540/.373	0-2/1-5	.000/.200	7-9/12-19	.778/.632	38/28	10/11	24/10	8/0	4/7	24/18
OLE MISS	44/25	55/45	99-70	+29	31-51/23-58	.608/.397	5-13/3-14	.455/.214	25-46/11-16	.543/.688	35/33	16/16	11/19	9/2	9/3	20/33
MISSISSIPPI STATE	48/25	30/37	78-62	+16	24-49/21-55	.490/.382	5-13/9-19	.385/.474	20-23/17-22	.870/.773	40/31	15/12	14/5	14/5	2/6	15/19
ARKANSAS	33/18	34/31	67-49	+18	21-49/17-57	.429/.298	3-13/3-7	.231/.429	22-26/12-15	.846/.800	42/28	12/6	19/9	8/2	4/13	14/23
#19/17 LSU	32/24	41/33	73-57	+16	23-47/25-69	.489/.362	6-14/5-13	.429/.385	21-28/2-4	.750/.500	39/34	13/8	12/9	4/5	6/4	12/20
#15/15 Kentucky	36/28	45/30	81-58	+23	30-57/23-61	.526/.377	4-8/4-14	.500/.286	17-20/8-9	.850/.889	44/19	10/8	16/9	6/0	3/4	14/18
FLORIDA	32/22	37/33	69-55	+14	24-53/19-59	.453/.322	3-15/4-11	.200/.364	18-28/13-17	.643/.765	44/29	14/9	18/12	11/4	5/8	15/26
GEORGIA	30/18	37/38	67-56	+11	18-43/22-67	.419/.328	1-5/4-14	.200/.286	30-38/8-16	.789/.500	38/38	7/7	17/13	11/2	6/9	17/27

Note: Game totals are displayed in the format TEAM/OPPONENT for each category



2013-14 South Carolina Basketball
South Carolina Combined Team Statistics (as of Feb 27, 2014)
Conference games



RECORD:	OVERALL	HOME	AWAY	NEUTRAL
ALL GAMES	14-1	8-0	6-1	0-0
CONFERENCE	14-1	8-0	6-1	0-0
NON-CONFERENCE	0-0	0-0	0-0	0-0

##	Player	gp-gs	min	avg	Total		3-Point		F-Throw		Rebounds				pf	dq	a	to	blk	stl	pts	avg
					fg-fga	fg%	3fg-fga	3fg%	ft-fa	ft%	off	def	tot	avg								
25	MITCHELL, Tiffany	15-15	494	32.9	76-146	.521	17-28	.607	74-84	.881	17	78	95	6.3	36	0	52	48	8	27	243	16.2
24	WELCH, Aleighsa	15-15	498	33.2	75-145	.517	1-1	1.000	51-80	.638	46	68	114	7.6	30	0	31	36	30	11	202	13.5
41	COATES, Alaina	15-0	320	21.3	70-113	.619	0-0	.000	53-80	.663	34	94	128	8.5	35	1	4	30	32	10	193	12.9
33	BIAM, Elem	15-15	347	23.1	50-93	.538	0-0	.000	30-42	.714	26	70	96	6.4	48	1	3	29	43	1	130	8.7
05	SESSIONS, Khadijah	13-10	323	24.8	25-58	.431	9-23	.391	40-53	.755	3	14	17	1.3	31	0	28	24	1	11	99	7.6
31	DOZIER, Asia	15-14	420	28.0	28-93	.301	13-42	.310	9-17	.529	5	36	41	2.7	32	0	48	36	5	7	78	5.2
23	ROY, Tina	15-0	235	15.7	17-59	.288	8-33	.242	6-13	.462	2	30	32	2.1	10	0	20	11	5	1	48	3.2
15	DAVIS, Tiffany	15-4	166	11.1	9-25	.360	4-11	.364	10-13	.769	2	13	15	1.0	18	0	11	19	0	0	32	2.1
02	GAINES, Olivia	15-1	131	8.7	10-22	.455	1-1	1.000	10-13	.769	3	13	16	1.1	12	0	9	5	1	7	31	2.1
12	MONTOUT, Wilka	12-1	69	5.8	6-11	.545	2-5	.400	3-4	.750	4	7	11	0.9	9	0	1	4	3	0	17	1.4
00	FARMER, India	7-0	10	1.4	1-2	.500	1-2	.500	0-0	.000	0	0	0	0.0	2	0	0	1	0	0	3	0.4
21	MORRISON, LeAnna	8-0	12	1.5	1-2	.500	0-1	.000	1-2	.500	1	0	1	0.1	3	0	0	0	0	0	3	0.4
Team											23	25	48		1		6					
Total.....		15	3025		368-769	.479	56-147	.381	287-401	.716	166	448	614	40.9	267	2	207	249	128	75	1079	71.9
Opponents.....		15	3025		324-939	.345	59-179	.330	181-257	.704	199	275	474	31.6	341	17	158	163	48	103	888	59.2

TEAM STATISTICS	SC	OPP	Date	Opponent	Score	Att.	
SCORING	1079	888	* 01/02/14	at Arkansas	w 55-51	2215	
Points per game	71.9	59.2	* 01/05/14	VANDERBILT	w 76-66	4810	
Scoring margin	+12.7	-	* 01/09/14	#9/10 KENTUCKY	w 68-59	5689	
FIELD GOALS-ATT	368-769	324-939	* 01/12/14	at Auburn	w 72-66	2453	
Field goal pct	.479	.345	* 01/16/14	at #25/21 Texas A&M	Lot 65-67	5778	
3 POINT FG-ATT	56-147	59-179	* 01/19/14	ALABAMA	w 77-51	7740	
3-point FG pct	.381	.330	* 01/26/14	at #16/19 Vanderbilt	w 61-57	3554	
3-pt FG made per game	3.7	3.9	* 01/30/14	OLE MISS	w 99-70	5344	
FREE THROWS-ATT	287-401	181-257	* 02/02/14	MISSOURI	w 78-62	7828	
Free throw pct	.716	.704	* 02/06/14	at Mississippi State	w 71-64	2323	
F-Throws made per game	19.1	12.1	* 02/09/14	ARKANSAS	w 67-49	7545	
REBOUNDS	614	474	* 02/16/14	at #19/17 LSU	w 73-57	4275	
Rebounds per game	40.9	31.6	* 02/20/14	at #15/15 Kentucky	w 81-58	5958	
Rebounding margin	+9.3	-	* 02/23/14	FLORIDA	w 69-55	10547	
ASSISTS	207	158	* 02/27/14	GEORGIA	w 67-56	12458	
Assists per game	13.8	10.5					
TURNOVERS	249	163					
Turnovers per game	16.6	10.9					
Turnover margin	-5.7	-					
Assist/turnover ratio	0.8	1.0					
STEALS	75	103					
Steals per game	5.0	6.9					
BLOCKS	128	48					
Blocks per game	8.5	3.2					
ATTENDANCE	61961	26556					
Home games-Avg/Game	8-7745	7-3794					
Neutral site-Avg/Game	-	0-0					

* = Conference game

Score by Periods	1st	2nd	OT	Totals
South Carolina	522	548	9	1079
Opponents	385	492	11	888



2013-14 South Carolina Basketball
South Carolina Combined Team Statistics (as of Feb 27, 2014)
All games



RECORD:	OVERALL	HOME	AWAY	NEUTRAL
ALL GAMES	26-2	16-0	10-1	0-1
CONFERENCE	14-1	8-0	6-1	0-0
NON-CONFERENCE	12-1	8-0	4-0	0-1

##	Player	gp-gs	min	avg	Total		3-Point		F-Throw		Rebounds				pf	dq	a	to	blk	stl	pts	avg
					fg-fga	fg%	3fg-fga	3fg%	ft-fta	ft%	off	def	tot	avg								
25	MITCHELL, Tiffany	28-28	868	31.0	139-264	.527	33-61	.541	128-160	.800	36	118	154	5.5	52	0	100	81	8	59	439	15.7
24	WELCH, Aleighsa	28-27	847	30.3	143-244	.586	1-1	1.000	100-160	.625	87	122	209	7.5	49	0	58	53	40	25	387	13.8
41	COATES, Alaina	28-1	534	19.1	122-192	.635	0-0	.000	100-153	.654	66	156	222	7.9	64	1	8	46	55	16	344	12.3
33	BIAM, Elem	28-28	666	23.8	104-192	.542	0-0	.000	60-88	.682	53	130	183	6.5	81	3	9	44	74	12	268	9.6
05	SESSIONS, Khadijah	23-20	589	25.6	51-128	.398	17-51	.333	62-86	.721	7	25	32	1.4	45	0	66	38	1	25	181	7.9
31	DOZIER, Asia	28-26	742	26.5	64-180	.356	31-89	.348	22-37	.595	16	66	82	2.9	51	0	75	61	7	17	181	6.5
23	ROY, Tina	28-1	469	16.8	35-124	.282	16-71	.225	14-23	.609	8	52	60	2.1	17	0	44	18	8	5	100	3.6
15	DAVIS, Tiffany	26-7	307	11.8	20-52	.385	11-26	.423	13-20	.650	4	23	27	1.0	23	0	25	37	1	4	64	2.5
02	GAINES, Olivia	26-1	261	10.0	21-41	.512	1-2	.500	18-24	.750	11	28	39	1.5	26	0	29	13	3	15	61	2.3
12	MONTOUT, Wilka	25-1	238	9.5	15-45	.333	5-15	.333	6-19	.316	23	23	46	1.8	23	0	5	12	7	1	41	1.6
21	MORRISON, LeAnna	19-0	61	3.2	2-11	.182	1-8	.125	6-10	.600	5	4	9	0.5	7	0	3	2	0	1	11	0.6
00	FARMER, India	14-0	43	3.1	2-7	.286	2-4	.500	0-0	.000	2	2	4	0.3	4	0	0	1	1	0	6	0.4
Team											31	50	81		1		8					
Total.....		28	5625		718-1480	.485	118-328	.360	529-780	.678	349	799	1148	41.0	443	4	422	414	205	180	2083	74.4
Opponents.....		28	5625		563-1647	.342	97-339	.286	293-432	.678	332	530	862	30.8	626	26	273	380	76	179	1516	54.1

TEAM STATISTICS	SC	OPP	Date	Opponent	Score	Att.
SCORING	2083	1516	11/08/13	CHARLESTON SOUTHERN	w 99-29	5120
Points per game	74.4	54.1	11/10/13	LOUISIANA TECH	w 68-45	5078
Scoring margin	+20.3	-	11/14/13	COLL. OF CHARLESTON	w 81-54	4882
FIELD GOALS-ATT	718-1480	563-1647	11/17/13	SETON HALL	w 88-67	4765
Field goal pct	.485	.342	11/20/13	at Clemson	w 68-43	715
3 POINT FG-ATT	118-328	97-339	11/23/13	at San Diego State	w 88-54	642
3-point FG pct	.360	.286	11/25/13	at USC	w 70-50	897
3-pt FG made per game	4.2	3.5	12/02/13	NC CENTRAL	w 79-27	4347
FREE THROWS-ATT	529-780	293-432	12/08/13	at Charlotte	w 76-61	1357
Free throw pct	.678	.678	12/18/13	vs #14/13 North Carolina	L 66-74	4137
F-Throws made per game	18.9	10.5	12/20/13	WINTHROP	w 69-61	5021
REBOUNDS	1148	862	12/22/13	SC STATE	w 70-26	5937
Rebounds per game	41.0	30.8	12/28/13	SAVANNAH STATE	w 82-40	4824
Rebounding margin	+10.2	-	* 01/02/14	at Arkansas	w 55-51	2215
ASSISTS	422	273	* 01/05/14	VANDERBILT	w 76-66	4810
Assists per game	15.1	9.8	* 01/09/14	#9/10 KENTUCKY	w 68-59	5689
TURNOVERS	414	380	* 01/12/14	at Auburn	w 72-66	2453
Turnovers per game	14.8	13.6	* 01/16/14	at #25/21 Texas A&M	Lot 65-67	5778
Turnover margin	-1.2	-	* 01/19/14	ALABAMA	w 77-51	7740
Assist/turnover ratio	1.0	0.7	* 01/26/14	at #16/19 Vanderbilt	w 61-57	3554
STEALS	180	179	* 01/30/14	OLE MISS	w 99-70	5344
Steals per game	6.4	6.4	* 02/02/14	MISSOURI	w 78-62	7828
BLOCKS	205	76	* 02/06/14	at Mississippi State	w 71-64	2323
Blocks per game	7.3	2.7	* 02/09/14	ARKANSAS	w 67-49	7545
ATTENDANCE	101935	34304	* 02/16/14	at #19/17 LSU	w 73-57	4275
Home games-Avg/Game	16-6371	11-2742	* 02/20/14	at #15/15 Kentucky	w 81-58	5958
Neutral site-Avg/Game	-	1-4137	* 02/23/14	FLORIDA	w 69-55	10547
			* 02/27/14	GEORGIA	w 67-56	12458

Score by Periods	1st	2nd	OT	Totals
South Carolina	1015	1059	9	2083
Opponents	705	803	11	1519

* = Conference game