

# SOUTH CAROLINA WOMEN'S BASKETBALL



# Be the change.

## Game Information

**Date:** Sunday, February 2, 2014, 3 p.m.  
**Site:** Columbia, S.C. • Colonial Life Arena (18,000)  
**Tickets:** \$7 adult, \$4 youth (17 and under)  
**TV:** None  
**Radio:** WNKT 107.5 FM/WISW 1320 AM (Brad Muller)  
**Live Video:** GamecocksOnline.com  
**Live Stats:** GamecocksOnline.com

## South Carolina Gamecocks 19-2,7-1 SEC

**Ranking:** 7/8 (AP/Coaches)  
**Head Coach:** Dawn Staley  
**Record at SC:** 111-68 (6th)  
**Career Rec.:** 283-148 (14th)  
**vs. Mizzou:** 0-1  
**Top Scorer:** Mitchell (15.3 ppg)  
**Top Rebounder:** Coates (8.1 rpg)



vs.



## Missouri Tigers 14-7, 3-5 SEC

**Ranking:** -/-  
**Head Coach:** Robin Pingeton  
**Rec. at MU:** 54-58 (4th)  
**Career Rec.:** 393-215 (19th)  
**vs. SC:** 1-0  
**Top Scorer:** Kulas (18.6 ppg)  
**Top Rebounder:** Frericks (7.8 rpg)

**Series History:** Tied 1-1

**In Columbia, S.C.:** First Meeting  
**In Columbia, Mo.:** MU leads 1-0  
**Neutral Site:** SC leads 1-0

## 2013-14 Schedule

Nov. 1	North Greenville (Exh.)	W, 96-35
Nov. 8	Charleston Southern	W, 99-29
Nov. 10	Louisiana Tech	W, 68-45
Nov. 14	C. of Charleston (FSSO)	W, 81-54
Nov. 17	Seton Hall	W, 88-67
Nov. 20	at Clemson	W, 68-43
Nov. 23	at San Diego State	W, 88-54
Nov. 25	at Southern Cal (Pac-12)	W, 70-50
Dec. 2	NC Central (FSSO)	W, 79-27
Dec. 8	at Charlotte	W, 76-61
<i>Carolinas Challenge</i>		
Dec. 18	vs. #14/13 North Carolina	L, 66-74
Dec. 20	Winthrop	W, 69-61
Dec. 22	SC State (FSSO)	W, 70-26
Dec. 28	Savannah State (FSSO)	W, 82-40
Jan. 2	at Arkansas*	W, 55-51
Jan. 5	Vanderbilt* (ESPNU)	W, 76-66
Jan. 9	#9/10 Kentucky*	W, 68-59
Jan. 12	at Auburn* (SPSO)	W, 72-66
Jan. 16	at #25/21 Texas A&M* (FSW)	L, 65-67 (ot)
Jan. 19	Alabama*	W, 77-51
Jan. 26	at #16/19 Vanderbilt* (ESPN2)	W, 61-57
Jan. 30	Mississippi*	W, 99-70
Feb. 2	Missouri*	3 p.m.
Feb. 6	at Mississippi State*	8 p.m.
Feb. 9	Arkansas* (SECTV)	2 p.m.
Feb. 16	at LSU* (ESPN2)	3:30 p.m.
Feb. 20	at Kentucky* (FSSO)	7 p.m.
Feb. 23	Florida* (SPSO)	1 p.m.
Feb. 27	Georgia*	7 p.m.
Mar. 2	at Tennessee* (ESPNU)	2:30 p.m.

\* indicates SEC game

All Times Listed as Eastern and are subject to change

Television outlet listed in parentheses – FSSO is Fox Sports South/Fox Sports Carolinas; SPSO is SportSouth; FSW is Fox Sports Southwest; SECTV is SEC over-the-air syndicated package













## South Carolina Notables

- This is the Gamecocks' 40th season as a varsity sport, the sixth with head coach Dawn Staley at the helm. It is South Carolina's 23rd season in the SEC.
- South Carolina is 7-1 in SEC play for the first time in school history. The Gamecocks' best ever eight-game start in conference play was an 8-0 mark in the Metro in 1987-88.
- Eschewing the idea of a sophomore slump, South Carolina leading scorer Tiffany Mitchell has established herself as one of the most versatile players in the SEC this season. She is one of two players in the league to rank among the conference's top 15 in points (10th, 15.3), field goal percentage (3rd, .527), assists (11th, 3.7) and steals (4th, 2.4).
- Freshman center Alaina Coates averages a league-best 9.5 rebounds per SEC game this season. Her seventh double-double of the season (against Ole Miss, Jan. 30) was her fourth in conference play, tying the Gamecock record for SEC regular-season double-doubles (Kelsey Bone, 2009-10).
- Junior center Elem Ibiam's five blocks against Ole Miss (Jan. 30) moved her into the program's all-time top five with 53 blocked shots, just seven off the school record of 60 held by Lakesha Tolliver (2006-07). The last of those blocks against the Rebels also made her just the ninth Gamecock to record 100 career blocks.

## Tale of the Tape

Missouri				South Carolina			
Overall	SEC Rank	SEC Only	SEC Rank	Overall	SEC Rank	SEC Only	SEC Rank
14-7		3-5		Overall Record	19-2	7-1	
10-3		2-3		Home Record	12-0	4-0	
3-4		1-2		Away Record	7-1	3-1	
1-0				Neutral Record	0-1		
72.3	8th	66.5	8th	Points Per Game	75.1	71.6	4th
63.7	9th	69.1	9th	Opp. Points Per Game	53.1	60.9	2nd
.423	10th	.408	8th	Field Goal %age	.491	.489	2nd
.353	3rd	.366	3rd	Opp. Field Goal %age	.341	.346	1st
.381	3rd	.378	5th	3-Pt. Field Goal %age	.367	.433	1st
.282	5th	.315	9th	Opp. 3-Pt. Field Goal %age	.253	.281	4th
.770	1st	.767	3rd	Free Throw %age	.658	.698	6th
12.0		12.8		FTs Made Per Game	17.9	16.8	
41.2	T-6th	37.5	8th	Rebounds Per Game	41.2	41.5	2nd
+3.7	10th	-2.5	10th	Rebounding Margin	+10.3	+8.8	1st
16.4	3rd	14.0	T-4th	Assists Per Game	16.0	15.0	T-2nd
-1.6	14th	-4.4	13th	Turnover Margin	-0.1	-6.9	14th
6.8	14th	4.4	14th	Steals Per Game	6.9	5.0	13th
4.0	7th	2.1	12th	Blocks Per Game	6.8	8.1	1st

# 2013-14 South Carolina Media Roster

<b>0</b>		<p><b>India Farmer</b> 6-0 • Freshman • Forward • N. Myrtle Beach, S.C.</p> <p>PPG <b>0.7</b> RPG <b>0.4</b> APG <b>0.0</b> FG% <b>.286</b> FT% <b>—</b></p>	<p><b>LAST GAME:</b> 2 min vs. Ole Miss <b>NOTABLE:</b> Has played in nine games ... Hit a 3 against Alabama for first SEC pts ... First career points and rebounds against NC Central ... Named Toast of the Coast Player of the Year by <i>The Sun News</i>, earned all-state honors as a senior.</p>	<p><b>Career Highs</b> <b>Pts:</b> 3, 2x, last vs. Ala., 1/19/14 <b>Reb:</b> 3 vs. NC Central 12/2/13 <b>A:</b> — <b>S:</b> — <b>Min:</b> 11 vs. NC Central 12/2/13</p>
<b>2</b>		<p><b>Olivia Gaines</b> 5-7 • Junior • Guard • Chester, S.C.</p> <p>PPG <b>2.5</b> RPG <b>1.7</b> APG <b>1.4</b> FG% <b>.515</b> FT% <b>.684</b></p>	<p><b>LAST GAME:</b> 1 pt, 1 reb in 10 min vs. Ole Miss <b>NOTABLE:</b> First career start vs. Ala. ... Gained confidence during semester break ... Aggressive defender ... Named 2013 Junior/Community College Player of the Year by WBCA ... Helped team to 2013 NJCAA Division II national title.</p>	<p><b>Career Highs</b> <b>Pts:</b> 7 vs. Savannah St., 12/28/13 <b>Reb:</b> 5 vs. NC Central 12/2/13 <b>A:</b> 5 vs. Char. Sthrn., 11/8/13 <b>S:</b> 3 vs. Char. Sthrn., 11/8/13 <b>Min:</b> 23 vs. Alabama, 1/19/14</p>
<b>5</b>		<p><b>Khadijah Sessions</b> 5-8 • Sophomore • Guard • Myrtle Beach, S.C. <i>kub-DEE-zhub SESH-uns</i></p> <p>PPG <b>7.3</b> RPG <b>1.4</b> APG <b>3.1</b> FG% <b>.389</b> FT% <b>.708</b></p>	<p><b>LAST GAME:</b> 11 pts, 3 assts 3 rebs vs. Ole Miss <b>NOTABLE:</b> Assist leader five times ... has five double-figure scoring games and four games of 5+ assists ... Hit two FTs in final 11 seconds to seal win at Vandy ... aggressive point guard, building leadership ... Voted a team captain.</p>	<p><b>Career Highs</b> <b>Pts:</b> 19 vs. Auburn, 2/3/13 <b>Reb:</b> 5 at Florida, 1/20/13 <b>A:</b> 6 vs. NC Central 12/2/13 <b>S:</b> 4, 2x, at San Diego St., 11/23/13 <b>Min:</b> 37 at USC, 11/25/13</p>
<b>12</b>		<p><b>Wilka Montout</b> 6-3 • Senior • Forward • Cayenne, French Guiana <i>WIL-kub mawn-TOO</i></p> <p>PPG <b>2.2</b> RPG <b>2.3</b> APG <b>0.3</b> FG% <b>.359</b> FT% <b>.316</b></p>	<p><b>LAST GAME:</b> 4 pts, 2 rebs vs. Ole Miss <b>NOTABLE:</b> Solid play at Vandy during foul trouble for starters ... Hit pair of 3s against Alabama ... Career-high 8 rebs vs CofC ... Rangy forward who can stretch defenses with her shooting touch.</p>	<p><b>Career Highs</b> <b>Pts:</b> 12 vs. Ole Miss, 11/12/12 <b>Reb:</b> 8 vs. CofC, 11/14/13 <b>B:</b> 2, 2x, vs. CSU, 11/8/13 <b>S:</b> 1, 4x, vs. CSU, 11/8/13 <b>Min:</b> 24 vs. Sav. State, 11/15/12</p>
<b>15</b>		<p><b>Tiffany Davis</b> 5-7 • R-Freshman • Guard • Houston, Texas</p> <p>PPG <b>2.6</b> RPG <b>1.3</b> APG <b>1.1</b> FG% <b>.375</b> FT% <b>.625</b></p>	<p><b>LAST GAME:</b> 11 pts, 2 rebs vs. Ole Miss <b>NOTABLE:</b> Career-high 11 pts vs. Ole Miss in just 16 min off bench ... Learning how to get team organized on both ends and spot up for open shots on offense ... Good shooter ... Fully recovered from knee surgery last fall.</p>	<p><b>Career Highs</b> <b>Pts:</b> 11 vs. Ole Miss, 1/30/14 <b>Reb:</b> 6 at Arkansas, 1/2/14 <b>A:</b> 3, 4x, vs. SC.St., 12/22/13 <b>S:</b> 5 vs. Elon, 11/9/12 <b>Min:</b> 30 at Arkansas, 1/2/14</p>
<b>21</b>		<p><b>LeAnna Morrison</b> 5-5 • R-Sophomore • Guard • Monck's Corner, S.C.</p> <p>PPG <b>0.7</b> RPG <b>0.6</b> APG <b>0.2</b> FG% <b>.100</b> FT% <b>.600</b></p>	<p><b>LAST GAME:</b> 1 pt in 3 min vs. Ole Miss <b>NOTABLE:</b> Has played in 13 games ... Hit first career field goal against NC Central ... Ran track for two seasons at Charlotte ... Named 2011 All-Lowcountry Female Athlete of the Year by <i>The Post &amp; Courier</i>.</p>	<p><b>Career Highs</b> <b>Pts:</b> 3 vs. NC Central 12/2/13 <b>Reb:</b> 2, 2x, vs. Sav. St., 12/28/13 <b>A:</b> 1, 3x, at San Diego St., 11/23/13 <b>S:</b> 1 vs. Seton Hall, 11/17/13 <b>Min:</b> 12 vs. NC Central 12/2/13</p>
<b>23</b>		<p><b>Tina Roy</b> 5-11 • R-Sophomore • Guard • Kaplan, La.</p> <p>PPG <b>4.0</b> RPG <b>2.0</b> APG <b>1.8</b> FG% <b>.297</b> FT% <b>.647</b></p>	<p><b>LAST GAME:</b> 3 pts, 2 assts, 1 reb vs. Ole Miss <b>NOTABLE:</b> Key to 1st-half run vs. Kentucky, 11 points in opening 20 min ... Drew 1st career start at Charlotte ... Fully recovered from knee surgery in August 2012.</p>	<p><b>Career Highs</b> <b>Pts:</b> 15 vs. Presby, 11/27/11 <b>Reb:</b> 6 vs. NC Central, 12/2/13 <b>A:</b> 7 vs. Char. Sthrn., 11/8/13 <b>S:</b> 3 at Charlotte 11/27/11 <b>Min:</b> 31 vs. Vandy, 1/5/14</p>
<b>24</b>		<p><b>Aleighsa Welch</b> 6-0 • Junior • Forward • Goose Creek, S.C. <i>uh-LEE-sub Welch</i></p> <p>PPG <b>13.5</b> RPG <b>7.6</b> APG <b>2.2</b> FG% <b>.614</b> FT% <b>.608</b></p>	<p><b>LAST GAME:</b> 11 pts, 4 rebs, 2 assts vs. Ole Miss <b>NOTABLE:</b> Ranks 5th in nation, 1st in SEC in FG%age ... 15th in SEC in scoring, 10th in rpg, 4th in off. rebs ... 5 dbl-dbls ... CoSIDA Acad. All-District ... Naismith Early Season Watch List and preseason All-SEC 1st Team ... Team captain.</p>	<p><b>Career Highs</b> <b>Pts:</b> 23 vs. N. Carolina, 12/18/13 <b>Reb:</b> 17 vs. CofC, 11/14/13 <b>A:</b> 5 vs. Savannah St., 12/28/13 <b>S:</b> 3, 4x, at Charlotte, 12/8/13 <b>Min:</b> 43 at Texas A&amp;M, 1/16/14</p>
<b>25</b>		<p><b>Tiffany Mitchell</b> 5-9 • Sophomore • Guard • Charlotte, N.C.</p> <p>PPG <b>15.3</b> RPG <b>5.1</b> APG <b>3.7</b> FG% <b>.527</b> FT% <b>.761</b></p>	<p><b>LAST GAME:</b> 15 pts, 8 assts, 3 rebs vs. Ole Miss <b>NOTABLE:</b> Scored in double figures 19 times and team's top scorer 8 times ... Ranks 10th in SEC in ppg, 3rd in FG %age, 4th in steals (2.4), 11th in assists, 10th in FT%age ... Scored 5 pts to send TAMU to OT and 4 to deliver W at Vandy.</p>	<p><b>Career Highs</b> <b>Pts:</b> 22 at USC, 11/25/13 <b>Reb:</b> 11, 5x, at Arkansas, 1/2/14 <b>A:</b> 9 at San Diego St., 11/23/13 <b>S:</b> 6 at Auburn, 1/12/14 <b>Min:</b> 39 vs. Kentucky, 1/9/14</p>
<b>31</b>		<p><b>Asia Dozier</b> 6-0 • Sophomore • Guard/Forward • Columbia, S.C. <i>Asia DOE-zhur</i></p> <p>PPG <b>7.2</b> RPG <b>2.9</b> APG <b>2.7</b> FG% <b>.380</b> FT% <b>.613</b></p>	<p><b>LAST GAME:</b> 4 pts, 6 assts vs. Ole Miss <b>NOTABLE:</b> Key to 1st half lead at Vandy while 3 other starters out with foul trouble ... Scored in double figures 5 times ... Good all-around games in SEC play, esp. non-boxscore items ... Avg. 3.8 assists in SEC play to rank 10th in league.</p>	<p><b>Career Highs</b> <b>Pts:</b> 16, 2x, last at SDSU, 11/23/13 <b>Reb:</b> 10 vs. Elon, 11/9/12 <b>A:</b> 6 vs. Ole Miss, 1/30/14 <b>S:</b> 2, 5x, at Charlotte, 12/8/13 <b>Min:</b> 40 at Arkansas, 1/2/14</p>
<b>33</b>		<p><b>Elem Ibiam</b> 6-4 • Junior • Center • Fayetteville, Ga. <i>ELL-um IB-ee-um</i></p> <p>PPG <b>10.1</b> RPG <b>6.8</b> BPG <b>2.5</b> FG% <b>.553</b> FT% <b>.708</b></p>	<p><b>LAST GAME:</b> 14 pts, 8 rebs, 5 blks vs. Ole Miss <b>NOTABLE:</b> Leads SEC and is 26th in nation in blocks ... Netted 10+ pts 12 times and blocked at least 3 shots 10 times ... Steady force in 1st half at Vandy w/ 3 starters out with fouls ... Having breakthrough season ... Voted team captain.</p>	<p><b>Career Highs</b> <b>Pts:</b> 19, 2x, at Charlotte, 12/8/13 <b>Reb:</b> 12 at Texas A&amp;M, 1/16/14 <b>B:</b> 6 vs. Kentucky, 1/9/14 <b>S:</b> 2, 4x, vs. UNC, 12/18/13 <b>Min:</b> 34 at Texas A&amp;M, 1/16/14</p>
<b>41</b>		<p><b>Alaina Coates</b> 6-4 • Freshman • Center • Irmo, S.C. <i>uh-LAY-nub COATS</i></p> <p>PPG <b>12.3</b> RPG <b>8.1</b> BPG <b>2.0</b> FG% <b>.637</b> FT% <b>.637</b></p>	<p><b>LAST GAME:</b> 24 pts, 12 rebs vs. Ole Miss <b>NOTABLE:</b> Has 7 double-doubles, 5 20-pt gms ... Only fr. to rank among both SEC's top 25 ppg and 20 rpg ... In SEC, 6th in rpg, 21st in ppg, 3rd in blks ... Avg. 12.3 pts, 8.1 rebs, 2.4 blks in SEC play ... 3-time SEC Fr. of the Week.</p>	<p><b>Career Highs</b> <b>Pts:</b> 24, 2x, vs. Ole Miss, 1/30/14 <b>Reb:</b> 17 vs. Kentucky, 1/9/14 <b>B:</b> 5 at Arkansas, 1/2/14 <b>S:</b> 2 at Clemson, 11/20/13 <b>Min:</b> 28 vs. Vanderbilt, 1/5/14</p>

**Starter**

**Reserve**

## Quick Facts

### The University

**Location:** Columbia, S.C.

**Founded:** 1801

**Enrollment:** 31,288

**Colors:** Garnet (PMS 202C) and Black

**Nickname:** Gamecocks

**Conference:** Southeastern

**President:** Dr. Harris Pastides

**Athletics Director:** Ray Tanner

**Facility:** Colonial Life Arena (18,000)

### Coaching Staff

**Head Coach:** Dawn Staley

**Alma Mater:** Virginia, 1992

**Overall Record:** 283-148 (14th season)

**School Record:** 111-68 (6th season)

**Assoc. Head Coach (Alma Mater):**

Lisa Boyer (Ithaca, 1972)

**Assistant Coaches (Alma Mater):**

Nikki McCray (Tennessee, 1995)

Darius Taylor (Michigan, 2000)

### Team Information

**2012-13 Record:** 25-8

Home: 13-3 Away: 7-3 Neutral: 5-2

**SEC Record (Finish):** 11-5 (T-4th)

Home: 6-2 Away: 5-3

**Letterwinners Returning/Lost:** 6/3

**Starters Returning/Lost:** 2/3

### Program History

**First Year of Women's Basketball:** 1974-75

**All-Time Record:** 691-497 (40th season)

**All-Time SEC Record:** 109-198 (23rd season)

**NCAA Appearances (Last):** 10 (2013)

**NCAA Tournament Record:** 11-10

**Last NCAA Result:** L, 69-75, Kansas, Boulder,

Colo., 3/25/13, Second Round

**WNIT Appearances (Last):** 4 (2011)

**WNIT Record:** 3-4

### Media Relations

**Women's Basketball Contact:** Diana Koval

**Office:** 803.777.7977

**Cell:** 314.369.6050

**Email:** dkoval@mailbox.sc.edu

**Press Row Phone:** 803.777.6182

**Athletics Department on the Web**

**Website:** GamecocksOnline.com

**Twitter:** @GamecocksOnline

**Facebook:** Facebook.com/GamecocksOnline

**YouTube:** YouTube.com/GamecocksOnline

**Women's Basketball on Twitter**

**Team:** @GamecockWBB

**Head Coach:** @DawnStaley

## A South Carolina Win Would...

- Be the Gamecocks' 13th at Colonial Life Arena this season, two shy of the facility record of 15 set in 2006-07.
- Make the Gamecocks 8-1 in conference play for the second time in school history, tying the record for best league start of the 1987-88 team's 8-1 Metro Conference mark.

## By the Numbers

- 1 Team with two players listed among both the SEC's overall top 30 in scoring and top 20 rebounding – Aleighsa Welch (15th/10th) and Alaina Coates (21st/6th)
- 2 Double-doubles needed by center Alaina Coates to tie the Gamecock freshman record for double-doubles in a season (9 by Kelsey Bone in 2008-09)
- 4 Games this season in which multiple Gamecocks have posted a double-double (LA Tech, CofC, at Ark., UK)
- 5 Different Gamecocks who have been the team's high scorer in a game this season – Alaina Coates, Asia Dozier, Elem Ibiam, Tiffany Mitchell and Aleighsa Welch
- 7 Blocks needed by junior center Elem Ibiam to tie the single-season record of 60 currently held by Lakesha Tolliver (2006-07)
- 8 Games this season in which sophomore guard Tiffany Mitchell has had a hand in at least one-third of the offense (points plus assists) – highlighted by helping to deliver 52.2 percent of the Gamecocks' 69 points against Winthrop (Dec. 20) – during which the Gamecocks are 7-1
- 9 Individual 20-point games this season by the Gamecocks – five by Alaina Coates and two each by Tiffany Mitchell and Aleighsa Welch
- 12 Games in which South Carolina has shot at least 50.0 percent from the field this season – including two games over 60.0 percent (Charleston Southern, Ole Miss) – after reaching the mark just 12 times in the previous five seasons under Staley
- 12 Games this season in which South Carolina has scored at least 50.0 percent of its points in the paint, including four of at least 60.0 percent of scoring coming from the paint (Chas. Sthrn., 70.7%; at USC, 60.0%; UK, 61.8%; at Vandy, 75.4%)
- 12 Opponents who have been held to 55 or fewer points by the Gamecocks this season, helping the Gamecocks rank third in the nation in scoring defense
- 32 Free throws made by the Gamecocks against Ole Miss (Jan. 30), tying the Staley-era record
- 37 Weeks in which the Gamecocks have ranked 10th or higher in the Associated Press poll all-time, including six this season. South Carolina's best ever ranking was No. 2, which it held for three weeks in Dec. 1981.
- 43 Blocked shots by center Alaina Coates this season, setting a new Gamecock freshman record
- 55 Points scored by the Gamecocks in the second half against Ole Miss (Jan. 30), a season-high
- 99 Points scored by the Gamecocks against Ole Miss (Jan. 30), a school record in an SEC game

## Missouri Series Notes

The series between the Gamecocks and Tigers is tied at 1-1 after Missouri claimed the first SEC meeting between the teams last season at Mizzou Arena. This is Missouri's first visit to Colonial Life Arena.

In last year's game on Feb. 28, then-No. 14/13 Gamecocks struggled shooting the ball in the first half

## Current Gamecock Streaks

	Total	Home	Road	Neut.
Overall	W3	W14	W1	L2
SEC	W3	W6	W1	—
Non-Conference	W3	W10	W7	L2
Ranked Teams	W1	W1	W1	L4

## Gamecocks in the Rankings

(as of 1/30)

Team	SEC	NCAA	Actual
Scoring Offense	5	48	75.1
Scoring Defense	2	3	53.1
Scoring Margin	1	6	+22.0
Field Goal Percentage	1	4	.491
Field Goal %age Def.	1	7	.341
3-Point FG %age	6	27	.367
3-Point FG %age Def.	2	6	.253
3-Point FG Made/Gm.	10	257	4.3
Free Throw Percentage	11	257	.658
Rebounding Offense	T-6	—	41.2
Rebounding Defense	1	—	31.0
Rebounding Margin	2	10	+10.3
Assists	6	49	16.0
Steals	13	217	6.9
Turnover Margin	11	181	-0.1
Turnovers	—	67	14.6
Assist-to-Turnover Ratio	2	38	1.1
Blocked Shots	1	3	6.8

Alaina Coates	SEC	NCAA	Actual
Scoring	21	—	12.3
Rebounding	6	140	8.1
Blocks	3	47	2.0
Off. Rebounds	14	—	2.7

Elem Ibiam	SEC	NCAA	Actual
Rebounding	14	—	6.8
Blocks	1	26	2.5

Tiffany Mitchell	SEC	NCAA	Actual
Scoring	10	209	15.3
FG Percentage	3	54	.527
Assists	T-11	205	3.7
FT Percentage	10	—	.761
Steals	4	60	2.4
Assist-to-Turnover Ratio	11	179	1.4

Khadijah Sessions	SEC	NCAA	Actual
Assist-to-Turnover Ratio	5	52	2.1

Aleighsa Welch	SEC	NCAA	Actual
Scoring	15	—	13.5
Rebounding	10	195	7.6
FG Percentage	1	5	.614
Off. Rebounds	4	—	3.3

## Staley in the Hall of Fame

Head coach Dawn Staley was enshrined in the Naismith Memorial Basketball Hall of Fame this fall, becoming just the 15th female player to earn the honor based on her individual merits (not as part of a team enshrinement).

Staley's career shone in an era that spawned two professional women's basketball leagues in the United States and forever changed the dreams of the nation's top female players. On the international stage, she collected three Olympic gold medals (1996, 2000, 2004) and was twice named the USA Basketball Female Athlete of the Year (1994, 2004). In the U.S. she turned national high school player of the year honors into a career at Virginia that yielded three All-America seasons, including a 1991 campaign that ended with being named national player of the year. On the professional level, Staley was a five-time WNBA All-Star who was named to the All-Decade Team and one of the 15 most influential players in league history.

while the Tigers lit up the boards, hitting 63.2 percent in the opening stanza. South Carolina's Khadijah Sessions scored 14 points to tie for the team lead, but no other Gamecock reached double figures. The Tigers dominated the paint, out-scoring South Carolina 34-14 inside.

### Five-Second Count

For the first time in her tenure at South Carolina, head coach Dawn Staley's Gamecocks look different – on the court and in the box score. After seasons of building around defense, Staley finally has a group that is designed for offensive efficiency. The Gamecocks are scoring more (75.1 ppg, 48th in nation) and more efficiently (.491 FG %age – 1st in SEC, 4th in nation) than at any time in the Staley era. And, after seasons of talented guards generating their own offense, Staley's 2013-14 success is predicated on getting the ball inside – three primary post players combine to score 47.8 percent of the team's points – and on ball movement creating the best shots as 60.4 percent of made field goals have been assisted.

Defense is still a staple of the program with the Gamecocks ranking second in the SEC and third in the nation, allowing just 53.1 points per game. Only eight of 21 opponents this season have scored 55 or more points against South Carolina.

### Talking Top 10

South Carolina is ranked No. 7 in the Associated Press poll this week, the program's highest ranking since coming in at the same spot on Jan. 21, 2002. The Gamecocks' sixth appearance in the top 10 this season matches the 2001-02 team's six entries among the nation's 10 best teams. The 1981-82 Gamecocks hold the school record for weeks in the AP top 10 with nine weeks at the start of their season.

### Home Sweet Home

With comprehensive records beginning in the 1976-77 season (the third for women's basketball at South Carolina), the Gamecocks are 374-155 (.707) all-time in games played at home, including a 129-58 mark (.690) in Colonial Life Arena. In the sixth season with head coach Dawn Staley at the helm, South Carolina is 64-25 (.719) at home, including one game at Carolina Coliseum in the 2012-13 season. The Gamecocks have won 50 of their last 61 games played in Colonial Life Arena, including 14 straight.

### February Figures

In its 40th season of women's basketball, South Carolina is 184-142 (.564) all-time in the month of February, including a 16-18 record (.471) in the sixth season of the Dawn Staley era. The Gamecocks went 4-3 in February each of the last three seasons under Staley.

### Life in the League

South Carolina is 109-198 (.355) all-time in its 23rd season of SEC regular-season play. The Gamecocks are 69-85 (.448) in SEC games played in Columbia with a 40-113 record (.261) on the road. Under head coach Dawn Staley, the Gamecocks have a 45-41 (.523) SEC record, which includes a 2-12 slate in her first season at the helm. The 36 SEC regular-season victories in the previous four seasons are the best four-year mark for the program.

South Carolina finished the 2012-13 season tied for fourth in the SEC, marking the third time the Gamecocks finished among the top four. The program-record 11 SEC wins that season were enough for the second-straight fourth-place finish under head coach Dawn Staley. In fact, since joining the league for the 1991-92 season, South Carolina has finished in the top five just five times with three of those coming under Staley, who has accounted for 37.5 percent of the program's 104 SEC regular-season victories.

Overall, Staley boasts a 144-66 (.686) record in league play, including eight seasons leading her Temple teams to a 99-25 (.798) Atlantic 10 mark.

### Stat Stuffer

Sophomore guard Tiffany Mitchell has both honed and diversified her game this season, making her one of the most productive players in the SEC. The Charlotte, N.C., native is one of two SEC competitors to rank among the league's top 15 in scoring, field goal percentage, assists and steals.

Mitchell is 10th at 15.3 points per game, third with a .527 field goal percentage, 11th at 3.7 assists per game and fourth with 2.4 steals per game. Ole Miss senior Valencia McFarland is the other player to match those rankings – third in scoring, 14th in field goal percentage, second in assists and eighth in steals.

### Freshman Figures

Three-time SEC Freshman of the Week honoree Alaina Coates has already put her stamp on the program, performing especially well in SEC action. Her seven double-doubles is two shy of the Gamecocks' freshman record



### Around the SEC

	SEC Games			Overall		
	W	L	Pct.	W	L	Pct.
Texas A&M	7	1	.875	17	5	.772
South Carolina	7	1	.875	19	2	.904
LSU	6	2	.750	17	4	.809
Tennessee	6	2	.750	17	4	.809
Florida	5	3	.625	15	6	.714
Vanderbilt	5	3	.625	16	5	.761
Kentucky	4	4	.500	16	5	.761
Alabama	3	5	.375	10	11	.476
Georgia	3	5	.375	15	6	.714
Missouri	3	5	.375	14	7	.667
Arkansas	2	6	.250	15	6	.714
Auburn	2	6	.250	11	10	.523
Mississippi St.	2	6	.250	15	7	.681
Ole Miss	1	7	.125	10	12	.454

### Today's Action

#### February 2

LSU at Kentucky, Noon (SPSO)  
 Florida at Ole Miss, 2 p.m. (SECTV)  
 Texas A&M at Vanderbilt, 2 p.m. (SPSO)  
 Georgia at Mississippi St., 3 p.m. (CSS)  
 Auburn at Arkansas, 3 p.m.  
 Tennessee at Alabama, 4:30 p.m. (ESPNU)

### Recent Results

#### January 30

#17/15 Texas A&M def. Auburn, 71-54  
 Florida def. Alabama, 75-67  
 #10/10 Tennessee def. Arkansas, 70-60  
 #14/14 LSU def. Mississippi State, 65-56  
 Missouri def. #16/18 Vanderbilt, 59-54  
 Georgia def. #13/12 Kentucky, 58-56

*Rankings are listed as AP/ESPN Poll  
 All Times Eastern; TV Network in ()*

### All-Time Records vs. SEC

Opponent	Overall	Under Staley	SEC Season	SEC Tourn.	H	A	N	Streak	Last
Alabama	19-15	9-0	14-12	2-2	10-5	7-8	2-2	Won 9	W: 77-51, 1/19/14 (H)
Arkansas	11-17	4-3	11-15	0-2	7-5	4-10	0-2	Won 3	W: 55-51, 1/2/14 (A)
Auburn	17-21	5-3	12-15	1-1	10-7	6-12	1-2	Won 2	W: 72-66, 1/12/14 (A)
Florida	12-20	4-4	10-18	0-2	5-10	7-8	0-2	Won 4	W: 67-56, 3/3/13 (H)
Georgia	7-33	3-6	5-21	1-2	3-14	2-15	2-4	Lost 1	L: 40-42, 1/13/13 (A)
Kentucky	20-31	4-7	16-24	0-1	15-9	5-19	0-3	Won 1	W: 68-59, 1/9/14 (H)
LSU	5-22	2-5	4-22	1-0	3-10	1-12	1-0	Won 1	W: 66-59, 1/17/13 (H)
Ole Miss	17-17	7-2	13-12	2-4	10-4	5-8	2-5	Won 5	W: 99-70, 1/30/14 (H)
Miss. State	13-16	4-3	12-14	0-2	9-5	4-9	0-2	Won 4	W: 58-43, 2/24/13 (H)
Missouri	1-1	0-1	0-1	—	0-0	0-1	1-0	Lost 1	L: 58-65, 2/28/13 (A)
Tennessee	2-44	1-7	1-25	0-3	1-19	1-20	0-5	Lost 2	L: 53-73, 1/3/13 (H)
Texas A&M	0-3	0-3	0-2	0-1	0-1	0-1	0-1	Lost 3	L: 65-57 (ot), 1/16/14 (A)
Vanderbilt	11-21	6-2	11-18	0-2	6-8	4-11	0-2	Won 3	W: 61-57, 1/26/14 (A)
<b>Totals</b>	<b>135-261</b>	<b>49-46</b>	<b>109-198</b>	<b>7-22</b>	<b>78-97</b>	<b>46-134</b>	<b>9-30</b>	<b>Won 3</b>	

## 2013-14 Award Watch

### Alaina Coates

SEC Freshman of the Week (Nov. 11-17)  
SEC Freshman of the Week (Dec. 30-Jan. 5)  
SEC Freshman of the Week (Jan. 6-Jan. 12)

### Aleighsa Welch

Preseason All-SEC First Team  
Naismith Trophy Early Season Watch List  
CoSIDA Academic All-District 4

## 2013-14 Double-Doubles

### Alaina Coates (7)

11/10	Louisiana Tech	12 pts/10 rebs
11/14	College of Charleston	11 pts/14 rebs
12/28	Savannah State	17 pts/12 rebs
1/2	at Arkansas	11 pts/12 rebs
1/5	Vanderbilt	24 pts/10 rebs
1/9	Kentucky	10 pts/17 rebs
1/30	Ole Miss	24 pts/12 rebs

### Tiffany Mitchell (1)

1/2	at Arkansas	16 pts/11 rebs
-----	-------------	----------------

### Aleighsa Welch (6)

11/10	Louisiana Tech	14 pts/10 rebs
11/14	College of Charleston	12 pts/17 rebs
11/20	at Clemson	17 pts/10 rebs
1/9	Kentucky	16 pts/14 rebs
1/14	at Texas A&M	20 pts/16 rebs
1/19	Alabama	12 pts/10 rebs

this season – 47.8 percent – and is shooting a combined 60.2 percent from the field. Welch leads the way with 13.5 points per game (15th in SEC) on an SEC-best 61.4 percent shooting. Coates shoots a team-best 63.7 percent from the field (6 FGM shy of qualifying for SEC ranking) for 12.3 points per game (21st in SEC). Ibiham adds 10.1 points per game on 55.3 percent shooting.

### Block Party!

With a pair of 6-foot-4 centers, the Gamecocks are a constant shot-blocking threat, leading the SEC and ranking third in the nation with 6.8 per game. South Carolina swatted away a school-record 14 shots against No. 9/10 Kentucky (Jan. 9) with five different Gamecocks getting into the action.

Junior Elem Ibiham's 2.5 blocks per game lead the league and are 26th in the nation. Her total of 53 this season is already tied for fifth in school history (Michelle Murray 1990-91) with an eye on the school record of 60 set by Lakesha Tolliver in 2006-07. After getting the season off to a solid start with five in the opener against Charleston Southern (Nov. 8), she swatted away a career-high six against No. 9/10 Kentucky (Jan. 9) to tie for the most ever by a Gamecock in SEC play and fourth in Colonial Life Arena history. She has blocked at least three shots 10 times this season.

Freshman Alaina Coates is third in the SEC and 47th in the country with 2.0 per game with eight games of three or more, including four SEC games. With a total of 43 this season, she is the new Gamecock freshman record holder and is just two shy of tying for 10th in program single-season history, regardless of class. Her five at Arkansas (Jan. 2) tied the program's freshman record, which Ibiham also owns part of.

### The Gift of Glass

The Gamecocks have been a solid rebounding team throughout head coach Dawn Staley's tenure, but it was a team effort by an undersized roster in the past. This season, South Carolina is out-rebounding its opponents

(Kelsey Bone, 2009-10), and she is one of now just six South Carolina freshmen all-time to post at least five 20-point games and is just the second to do it in the SEC era. Her 43 blocked shots this season are the new Gamecock freshman record and are tied for 11th in school history regardless of class.

The 6-foot-4 center is the league's best freshman rebounder with 8.1 per game overall and leads the league, regardless of class, with 9.1 boards per conference game. Overall, Coates is the only freshman in the SEC to rank among both the top 25 scorers and top 20 rebounders (12.3 ppg, 21st; 8.1 rpg, 6th).

Many of Coates' single-game performances this season already rank among the program's best for a freshman, highlighted by becoming the first Gamecock freshman to post a perfect shooting night with 7-of-7 field goals and 9-of-9 free throws against SC State (Dec. 22) and the first to post double-doubles in her first two SEC contests (later extended to three games). Coates' 17 rebounds against No. 9/10 Kentucky (Jan. 9) are the most ever by a Gamecock freshman, and her five blocks at Arkansas (Jan. 2) and 15 free throw attempts at San Diego State (Nov. 23) tied the South Carolina freshman records.

### Rising to the Challenge

Junior forward Aleighsa Welch has expanded her game this season, while making room of the expanded roles of her younger teammates. As one of three team captains, Welch has shown leadership and maturity in welcoming teammates into the spotlight with her, which is not to say that she has shied away from it.

When the spotlight shines the brightest and the team needs her most, Welch has delivered. The Gamecocks have played four nationally ranked opponents so far this season and, in those games, Welch leads the team in scoring and rebounding. She averages a double-double in those four games with 17.3 points – nearly four points higher than her season average – and 10.5 rebounds – nearly three more than her season average. She is tied for the team lead with 2.0 assists in those outings as well, matching sophomore Tiffany Mitchell's distribution number.

Overall this season, Welch leads the SEC (and ranks fifth in the nation) in field goal percentage (.614) and is 15th in the league in scoring (15.3), 10th in rebounding (7.6) and fourth in offensive boards (3.3).

### Make It, Take It

South Carolina is exhibiting its most efficient offense of the Dawn Staley era so far this season, leading the SEC and ranking fourth in the nation with 49.1 percent accuracy from the field. The Gamecocks have shot 50.0 percent or higher 12 times this season – the most in a season under Staley. In fact, in the previous five seasons, South Carolina hit at least 50.0 percent of its field goal attempts just 12 times combined. The Gamecocks are shooting 48.9 percent in SEC action.

This year's top effort was 60.9 percent against Charleston Southern (Nov. 8) – a program best under Staley – followed by a 60.8 percent showing against Ole Miss (Jan. 30). The Gamecocks made at least 65.0 percent of their attempts in a half five times this season, including a remarkable 73.9 percent (17-of-23) in the second half against Seton Hall (Nov. 17).

### Post Presence

South Carolina's trio of primary post players – Alaina Coates, Elem Ibiham and Aleighsa Welch – has been a big key to the Gamecocks' offensive production so far this season. The trio has accounted for 754 of the team's 1,577 points

### AP Top 25

(Week of Jan. 27)

1.	Connecticut	21-0
2.	Notre Dame	18-0
3.	Duke	20-1
4.	Stanford	18-1
5.	Louisville	20-1
6.	North Carolina	17-3
7.	<b>South Carolina</b>	<b>18-2</b>
8.	Maryland	16-2
9.	Baylor	16-3
10.	Tennessee	16-4
11.	Oklahoma State	17-2
12.	Penn State	15-4
13.	Kentucky	16-4
14.	LSU	16-4
15.	Arizona State	17-3
16.	Vanderbilt	16-4
17.	Texas A&M	16-5
18.	NC State	18-3
19.	Purdue	14-5
20.	West Virginia	17-3
21.	California	14-5
22.	Gonzaga	18-3
23.	Florida State	15-5
24.	Iowa State	15-4
25.	Middle Tennessee	17-3

### ESPN/USA Today Top 25

(Week of Jan. 27)

1.	Connecticut	21-0
2.	Notre Dame	18-0
3.	Duke	20-1
4.	Stanford	18-1
5.	Louisville	20-1
6.	North Carolina	17-3
7.	Baylor	16-3
8.	<b>South Carolina</b>	<b>18-2</b>
9.	Maryland	16-2
10.	Tennessee	16-4
11.	Oklahoma State	17-2
12.	Kentucky	16-4
13.	Penn State	15-4
14.	LSU	16-4
15.	Texas A&M	16-5
16.	Purdue	14-5
17.	Gonzaga	18-3
18.	Vanderbilt	16-4
19.	California	14-5
20.	Arizona State	17-3
21.	Iowa State	15-4
22.	NC State	18-3
23.	Nebraska	13-5
24.	West Virginia	17-3
25.	Florida State	15-5

## Miscellaneous Stats

Double-Doubles	2013-14	Career	Record
Alaina Coates	7	7	7-0
Aleighsa Welch	6	16	14-2
Tiffany Mitchell	1	3	3-0
Elem Ibiam	0	1	0-1

20+ Points	2013-14	Career	Record
Alaina Coates	5	5	5-0
Tiffany Mitchell	2	3	3-0
Aleighsa Welch	2	3	1-2

10+ Points	2013-14	Career	Record
Tiffany Mitchell	19	33	29-4
Aleighsa Welch	18	49	41-8
Alaina Coates	14	14	14-0
Elem Ibiam	12	19	16-3
Asia Dozier	5	7	6-1
Khadijah Sessions	5	11	10-1
Tina Roy	2	7	6-1
Tiffany Davis	1	1	1-0
Wilka Montout	0	2	2-0

10+ Rebounds	2013-14	Career	Record
Alaina Coates	7	7	7-0
Aleighsa Welch	6	19	17-2
Tiffany Mitchell	1	6	5-1
Elem Ibiam	1	3	1-2
Asia Dozier	0	1	1-0

5+ Assists	2013-14	Career	Record
Asia Dozier	6	7	7-0
Tiffany Mitchell	5	5	5-0
Khadijah Sessions	4	4	4-0
Tina Roy	2	2	2-0
Olivia Gaines	1	1	1-0
Aleighsa Welch	1	1	1-0

5+ Steals	2013-14	Career	Record
Tiffany Mitchell	4	5	5-0
Tiffany Davis	0	1	1-0

5+ Blocks	2013-14	Career	Record
Elem Ibiam	3	5	5-0
Alaina Coates	1	1	1-0

## Games Led Team In...

(Tied for team lead in each category included)

Scoring	2013-14	Career	Record
Tiffany Mitchell	8	15	14-1
Alaina Coates	5	5	5-0
Aleighsa Welch	4	19	11-8
Elem Ibiam	3	5	4-1
Asia Dozier	1	1	1-0
Khadijah Sessions	0	3	2-1
Tina Roy	0	2	2-0

Rebounding	2013-14	Career	Record
Alaina Coates	11	11	11-0
Aleighsa Welch	8	34	28-6
Elem Ibiam	5	10	10-0
Tiffany Mitchell	1	7	6-1

Assists	2013-14	Career	Record
Tiffany Mitchell	9	11	11-0
Khadijah Sessions	6	9	7-2
Asia Dozier	5	6	6-0
Aleighsa Welch	3	7	5-2
Tina Roy	1	2	2-0
Olivia Gaines	1	1	0-1

by 10.3 boards per game to rank second in the SEC and 10th in the nation, behind the strength of the trio of Alaina Coates, Elem Ibiam and Aleighsa Welch.

With seven double-digit rebound games this season, Coates leads the way and ranks sixth in the SEC with 8.1 boards per outing – a number that rises to a league-best 9.5 per conference game. Welch comes in 10th in the league with 7.6 per game, while Ibiam rounds out the trio of season leaders at 6.8 per contest to rank 14th.

As a team, South Carolina has turned its 274 offensive rebounds into 292 second-chance points. Welch paces the group on the offensive glass with 3.3 per game to rank fourth in the league in the category.

## A Little Help from My Friends

Under the tutelage of one of the premier point guards in U.S. women's basketball history in Dawn Staley, the Gamecocks are thriving in the assist category this season unlike any other, handing out 16.0 per game. By comparison, in Staley's first five seasons, the team never averaged more than 11.2 per game. This season's five games of 20 or more assists by the team surpasses the total of the previous five seasons, which was three.

The increase is not simply a product of more made field goals, either. This season, South Carolina has assisted on 60.4 percent of its made field goals, compared to the previous five seasons under Staley, which saw a high of 48.5 percent in 2011-12.

South Carolina has twice posted a Staley-era high of 25 assists this season, including Jan. 19 against Alabama on 30 made field goals – 83.3 percent. The Gamecocks also handed out 25 assists against Charleston Southern (Nov. 8) on 39 FGM. The percentage of assisted field goals has been over 60.0 percent in 11 games this season.

Four Gamecocks average at least 2.2 assists per game with sophomore Tiffany Mitchell leading the way with 3.7 to rank 11th in the SEC. Sophomore Khadijah Sessions is also over the 3.0 threshold with 3.1 assists per game on the season. In league play, sophomore Asia Dozier has been the primary passer, handing out 3.8 assists per SEC game to rank 10th. Mitchell is close behind in 12th with 3.6 per league game.

## 20/20 Vision

The Gamecocks won their first eight games this season by at least 20 points for the first time in the Dawn Staley era, a streak ended with a 15-point victory at Charlotte (Dec. 8), and has since added four more to the list. South Carolina opened the 2012-13 campaign with four straight 20-point wins en route to nine games with that minimum margin. The Gamecocks posted a total eight 20-point wins in 2011-12 after just two in 2010-11, one in 2009-10 and two in Staley's first season 2008-09.

## Scoring Differentials

<b>Largest lead in a win</b> .....	by 70 (99-29), 2nd-0:49 vs. Charleston Southern, 11/8/13
<b>Largest deficit overcome to win</b> .....	by 12 (13-25), 1st-8:31 at Auburn, 1/12/14
<b>Largest lead given up in a loss</b> .....	by 5 (9-4), 1st-13:23 at Texas A&M, 1/16/14
<b>Largest deficit in a loss</b> .....	by 19 (15-34), 1st-0:29 at Texas A&M, 1/16/14

## Team Specialty Stats

South Carolina/Opponent

	Pts. in Paint	Pts. Off TOs	2nd Chance Pts	Fast Break Pts
11/8 CSU	70/6	40/5	23/6	32/4
11/10 LA Tech	38/18	13/12	19/8	20/8
11/14 CofC	28/18	8/9	23/10	6/5
11/17 SHU	34/30	11/8	9/10	20/6
11/20 at Clemson	40/10	13/10	21/4	12/2
11/23 at SDSU	30/26	33/11	14/1	12/2
11/25 at USC	42/28	20/19	13/6	8/10
12/2 NCCU	40/6	19/3	8/10	22/2
12/8 at Char.	44/30	19/2	14/4	6/5
12/18 vs. UNC	36/44	30/16	13/18	0/2
12/20 Winthrop	28/24	16/25	10/9	4/15
12/22 SC St.	34/12	23/13	18/4	12/8
12/28 Sav. St.	34/18	28/8	9/8	15/4
1/2 at Ark.	30/18	10/27	10/14	4/4
1/5 Vandy	42/30	16/16	8/15	16/8
1/9 Kentucky	42/42	10/14	20/11	15/10
1/12 at Auburn	30/28	19/27	11/10	6/6
1/16 at TAMU	24/38	10/23	12/11	7/12
1/19 Alabama	30/20	17/14	8/9	6/4
1/26 at Vandy	46/32	16/20	10/11	6/2
1/30 Ole Miss	50/34	17/13	19/16	12/10
2/2 Mizzou				
2/6 at Miss. St.				
2/9 Arkansas				
2/16 at LSU				
2/20 at Kentucky				
2/23 Florida				
2/28 Georgia				
3/2 at Tenn.				

## Starters vs. Bench Points

	SC Starters	Opp. Starters	SC Bench	Opp. Bench
11/8 CSU	58	19	41	10
11/10 LA Tech	47	29	21	16
11/14 CofC	53	26	28	28
11/17 SHU	71	52	17	15
11/20 at Clemson	55	30	13	13
11/23 at SDSU	58	35	30	16
11/25 at USC	51	37	19	13
12/2 NCCU	57	16	32	11
12/8 at Char.	59	40	17	21
12/18 vs. UNC	62	63	4	11
12/20 Winthrop	60	51	7	10
12/22 SC St.	32	14	38	12
12/28 Sav. St.	55	10	27	30
1/2 at Ark.	43	42	12	9
1/5 Vandy	57	47	29	29
1/9 Kentucky	42	42	26	17
1/12 at Auburn	41	50	31	16
1/16 at TAMU	40	67	15	0
1/19 Alabama	49	38	28	13
1/26 at Vandy	49	37	12	20
1/30 Ole Miss	55	55	44	15
2/2 Mizzou				
2/6 at Miss. St.				
2/9 Arkansas				
2/16 at LSU				
2/20 at Kentucky				
2/23 Florida				
2/28 Georgia				
3/2 at Tenn.				

## Finding the Right Octave

South Carolina has scored at least 80 points in six games so far this season after reaching the mark just four times in the first five seasons of the Dawn Staley era combined. Five of this season's games are the first of the group to be played in Colonial Life Arena.

Under Staley, the Gamecocks are 9-1 in games in which they score 80 points with the lone loss coming in a double-overtime affair (94-92) at Clemson on Nov. 19, 2009. That was the only previous season in which the Gamecocks hit the 80-point plateau multiple times, adding an 80-68 victory at Alabama on Jan. 10, 2010.

## Century Mark for Staley

Head coach Dawn Staley captured her 100th victory at South Carolina on Dec. 2 against NC Central. She is the fourth of the program's seven all-time head coaches to reach the mark and the fastest to the total (164 games) of the three coaches to lead the team in the SEC era by nearly a full season.

South Carolina's third head coach, Pam Parsons, was the first and the fastest to reach 100 victories, hitting the plateau in her 143rd game at the helm just six games into her fifth season (1981-82). Nancy Wilson was next up, winning her 100th game in her 150th outing late in the 1988-89 season, en route to her school-record 231 Gamecock victories. Susan Walvius was the first head coach to have her entire South Carolina career in the SEC, hitting 100 wins in her 179th game on the sideline five games into her seventh season.

## Preseason Predictions

South Carolina was picked to finish fifth in the SEC by the league's coaches in preseason voting. The media tabbed the Gamecocks at seventh in their voting. In each of the last four seasons, South Carolina has out-performed the predictions of both groups.

Season	Media	Coaches	Actual
2009-10	10	6	T-7
2010-11	7	7	T-5
2011-12	8	7	T-4
2012-13	7	6	T-4

## Home Grown, Nationally Known

Since her arrival for the 2008-09 season, South Carolina head coach Dawn Staley has been working to protect her new home state's best prospects while fielding a team that competes at a national level. Her efforts are paying dividends as this season's roster features seven Gamecocks who played high school basketball in the state of South Carolina, the highest percentage of the roster to be from the state since the 1990-91 squad featured eight South Carolinians on the 11-player roster. Beginning with Aleighsa Welch, the first South Carolina player to sign a National Letter of Intent for Staley, the Palmetto State has sent its players of the year to Columbia as Welch (2011), Asia Dozier (2012) and Alaina Coates (2013) have each earned the title during their high school careers.

## Be the Change

South Carolina head coach Dawn Staley has provided an extra challenge for her program with the "Be the Change" theme for this season. Reflecting on her career as she prepared for enshrinement into the Naismith Memorial Basketball Hall of Fame and traveling in Africa this summer, she discovered she wanted her team to embrace the importance of focusing on others. In Africa especially, she noted the significant impact even small acts can have on the world around her.

To that end, Staley has challenged her program and everyone who supports it to commit 50,000 random acts of kindness this season. The program has set up Twitter (@SC\_WBB\_RAoK) and Facebook (SC Women's Basketball Random Acts of Kindness) accounts to help keep track of everyone's contributions. Fans are encouraged to submit their acts to those accounts.

## Intro Video Vibe

South Carolina's intro video features voices familiar to the Gamecock faithful as redshirt sophomore Tina Roy and sophomore Khadijah Sessions collaborated for the second-straight year on the song that sets up the Gamecocks' starting lineup. It is the third season that Roy has written a song that reflects the team, the program and its goals. After the first year's song was more just for the team, South Carolina head coach Dawn Staley encouraged Roy to create one to share center stage at home games in 2012-13, which she did with support and "beats" from her first-year teammate Sessions. It was such a hit with fans and spark for the team that the duo did it again this season.

## Drive for 5

The Gamecocks launched their "Drive for 5" women's basketball ticket campaign this season. Inspired by head coach Dawn Staley's jersey number during her Naismith Hall of Fame playing career, the campaign looks to bring at least 5,000 fans to every Gamecock women's basketball game. The Gamecocks were well on their way early in the season, surpassing 4,000 season tickets issued for the season for the first time in the Staley era.

The Gamecocks are currently averaging 5,296 fans per home game this season, a number that ranks third in the SEC and 14th in the nation.

## Future Faces of the Gamecocks

South Carolina head coach Dawn Staley is the process of reeling in what would be one of the most significant recruiting classes in program history. The class currently includes four future Gamecocks, including the No. 7, No. 32 and No. 44 rated players, according to ESPN. The group gives South Carolina the fourth-best signing class in the nation, according to ESPN, trailing just UCLA (five signees), Duke (4) and Connecticut (4).

**Bianca Cuevas** (5-6/Guard/Bronx, N.Y./Nazareth Regional) – Rated as eighth-best point guard and No. 44 player overall in Class of 2014 by ESPN ... Named McDonald's All-America ... Helped high school team to consecutive state titles ... Earned all-state honors three times ... Averaged 17.1 points, 2.0 assists and 3.8 steals as a junior.

**Doniyah Cliney** (6-0/Guard/Newark, N.J./Malcolm X Shabazz) – Rated as high as No. 13 guard in Class of 2014 by ProspectNation.com ... Helped high school team to 33-1 record and the Group 2 State Championship as a junior ... Averaged 10.3 points and 1.3 assists last season ... Named honorable mention all-state ... Solid defender.

**Kaydra Duckett** (5-10/Guard/Columbia, S.C./Dreher) – Ranked No. 32 overall and No. 6 guard in Class of 2014 by ESPN ... Earned five-star status from ESPN ... Named all-state the last two seasons ... Named MVP at 2012 state tournament (sophomore) after guiding team to 3A state title ... Averaged 17.5 points, 2.3 assists and 3.4 steals as a junior.

**Jatarie White** (6-4/Post/Charlotte, N.C./Providence Day) – Ranked No. 7 overall and No. 1 post in Class of 2014 by ESPN ... Earned five-star status from ESPN and was named McDonald's All-America ... Tabbed preseason All-America by The Sporting News this season ... Named Gatorade North Carolina Player of the Year in 2013 and is a three-time all-state selection ... Part of the last three of Providence Day's four straight state championships ... Averaged 19 points, 11 rebounds, three blocks and two steals as a junior ... Helped USA Basketball bring home the gold medal at the 2011 FIBA Americas U16 Championships, averaging 9.8 points and 6.8 rebounds at the event ... Is a former high school teammate of current Gamecock Tiffany Mitchell.

## South Carolina's Record When...

	SEC Only	All
Record.....	7-1	19-2
Playing a ranked opponent.....	2-1	2-2
Playing at home .....	4-0	12-0
Playing on the road .....	3-1	7-1
Playing at neutral site .....	0-0	0-1
Leading at half .....	6-0	18-0
Trailing at half .....	0-1	0-2
Tied at half .....	1-0	1-0
Playing an overtime game .....	0-1	0-1
0 players score in double figures .....	0-0	0-0
1 player scores in double figures .....	0-0	1-0
2 players score in double figures .....	0-1	0-1
3 players score in double figures .....	5-0	7-1
4 players score in double figures .....	1-0	7-0
5 players score in double figures .....	0-0	3-0
More than 5 players in double figures.....	1-0	1-0
Starters out-score opponent's starters .....	4-0	16-0
Opponent's starters score equal/more .....	3-1	3-2
Bench out-scores opponent's bench .....	5-1	12-1
Opponent's bench scores equal/more.....	2-0	7-1
Shooting 50% or better .....	5-0	12-0
Shooting between 40-49% .....	2-0	6-1
Shooting between 30-39% .....	0-0	1-0
Shooting less than 30% .....	0-0	0-0
Opponent shoots 50% or better.....	0-0	0-0
Opponent shoots between 40-49% .....	0-1	3-2
Opponent shoots between 30-39% .....	6-0	10-0
Opponent shoots less than 30% .....	1-0	6-0
Shooting better than opponent.....	7-1	19-1
Shooting worse than/equal to opponent .....	0-0	0-1
Having more FTs made than opponent .....	5-0	16-1
Having equal/less FTs made than opponent .....	2-1	3-1
Out-rebounding opponent.....	6-1	17-1
Having equal/less rebounds than opponent .....	1-0	2-1
Having more TOs than opponent .....	7-1	9-1
Having equal or less TOs than opponent.....	0-0	10-1
Attempting more FT than 3FG.....	6-1	17-2
Attempting equal/less FT than 3FG .....	1-0	2-0
Making 5 or more 3FGs.....	3-1	9-1
Making less than 5 3FGs.....	4-0	10-1
Making no 3 FGs.....	1-0	1-0
Attempting 15 or more 3FGs .....	0-0	6-0
Attempting less than 15 3FGs .....	7-1	13-2

	SEC Only	All
No South Carolina players foul out .....	5-1	15-2
One or more SC players foul out.....	2-0	4-0
Having 10 or more assists.....	7-0	19-0
Having less than 10 assists .....	0-1	0-2
Scoring more pts. in paint than opponent .....	6-0	18-0
Scoring equal/less pts. in paint than opp. ....	1-1	1-2
Scoring more pts. off TOs than opponent .....	2-0	12-1
Scoring equal/less pts. off TOs than opp. ....	5-1	7-1
Scoring more 2nd-chance pts. ....	3-1	13-1
Scoring equal/less 2nd-chance pts.....	4-0	6-1
Scoring more fast break pts.....	5-0	15-0
Scoring equal/less fast break pts.....	2-1	4-2
Wearing white uniforms .....	4-0	12-0
Wearing black uniforms .....	3-1	7-1
Wearing garnet uniforms.....	0-0	0-1
Playing in tournaments/classics .....	0-0	0-1
Playing on live television .....	3-1	9-1
Playing in November.....	0-0	7-0
Playing in December .....	0-0	5-1
Playing in January .....	7-1	7-1
Playing in February .....	0-0	0-0
Playing in March.....	0-0	0-0
Playing during the day.....	4-0	11-0
Playing at night .....	3-1	8-2
Playing on Sunday.....	4-0	8-0
Playing on Monday.....	0-0	2-0
Playing on Tuesday.....	0-0	0-0
Playing on Wednesday.....	0-0	1-1
Playing on Thursday.....	3-1	4-1
Playing on Friday .....	0-0	2-0
Playing on Saturday.....	0-0	2-0
Margin is 5 pts. or less.....	2-1	2-1
Margin is between 6-10.....	3-0	4-1
Margin is between 11-20.....	0-0	2-0
Margin is more than 20.....	2-0	11-0
Having a 20-pt. scorer .....	2-1	7-2
Having a 30-pt. scorer.....	0-0	0-0
Scoring 49 points or less.....	0-0	0-0
Scoring 50-59 points.....	1-0	1-0
Scoring 60-69 points.....	2-1	5-2
Scoring 70-79 points.....	3-0	7-0
Scoring 80-89 points.....	0-0	4-0
Scoring 90-99 points.....	1-0	2-0



## 2013-14 Team High / Low

South Carolina Highs	South Carolina Lows	Category	Opponent Lows	Opponent Highs
99 vs. Ole Miss, 1/30	55 at Arkansas, 1/2	<b>Points in Game</b>	25, NC Central, 12/2	74, vs. North Carolina, 12/18
99 vs. Charleston Southern, 11/8				
55 (2nd) vs. Ole Miss, 1/30	17 (1st) at Texas A&M, 1/16	<b>Points in Half</b>	12 (1st), SC State, 12/22 12 (2nd), NC Central, 12/2	45 (2nd) vs. Ole Miss, 1/30
39 vs. Charleston Southern, 11/8	21 at Arkansas, 1/2	<b>Field Goals Made</b>	8, NC Central, 12/2	28, vs. North Carolina, 12/18
66 vs. C. of Charleston, 11/14	41 at Auburn, 1/12	<b>Field Goal Attempts</b>	48, at San Diego St., 11/23 48, at Clemson, 11/20	73, Kentucky, 1/9
.609 (39-64) vs. Chas. Sthrn., 11/8	.379 (25-66) vs. CofC, 11/14	<b>FG Percentage</b>	.160 (8-50), NC Central, 12/2	.459 (28-61), vs. UNC, 12/18
9 at San Diego St., 11/23	0 at Vanderbilt, 1/26	<b>3-Point FG Made</b>	1, at Vanderbilt, 1/26 1, Kentucky, 1/9 1, NC Central, 12/2 1, at Southern Cal, 11/25 1, at San Diego St., 11/23	6, Vanderbilt, 1/5 6, Seton Hall, 11/17
9 vs. C. of Charleston, 11/14				
28 vs. C. of Charleston, 11/14	2 at Vanderbilt, 1/26	<b>3-Point FG Attempts</b>	4, at Texas A&M, 1/16	23, Charleston Southern, 11/8
.667 (4-6) vs. Savannah St., 12/28	.000 (0-2) at Vanderbilt, 1/26	<b>3-Point FG Percentage</b>	.071 (1-14), NC Central, 12/2	.571 (4-7), LA Tech, 11/10
32 vs. Ole Miss, 1/30	7 at Vanderbilt, 1/26	<b>Free Throws Made</b>	0, SC State, 12/22	21, Ole Miss, 1/30
48 vs. Savannah State, 12/28	7 at Vanderbilt, 1/26	<b>Free Throw Attempts</b>	2, SC State, 12/22	31, Ole Miss, 1/30
.909 (10-11) vs. Alabama, 1/19	.364 (8-22) vs. LA Tech, 11/10	<b>FT Percentage</b>	.000 (0-2), SC State, 12/22	.933 (14-15), Vanderbilt, 1/5
62 vs. C. of Charleston, 11/14	27 at Auburn, 1/12	<b>Rebounds</b>	21, SC State, 12/22	43, Kentucky, 1/9 43, vs. North Carolina, 12/18
25 vs. Alabama, 1/19	6 vs. North Carolina, 12/18	<b>Assists</b>	4, Seton Hall, 11/17	15, at Auburn, 1/12
25 vs. Charleston Southern, 11/8				
17 vs. Charleston Southern, 11/8	2 vs. Alabama, 1/19	<b>Steals</b>	3, Ole Miss, 1/30 3, NC Central, 12/2	11, at Arkansas, 1/2
14 vs. Kentucky, 1/9	3 at Auburn, 1/12 3 at Southern Cal, 11/25	<b>Blocked Shots</b>	0, at Vanderbilt, 1/26 0, at Charlotte, 12/8	6, at Auburn, 1/12 6, at Arkansas, 1/2
24 at Vanderbilt, 1/26	7 vs. NC Central, 12/2	<b>Turnovers</b>	8, Ole Miss, 1/30 8, at Texas A&M, 1/16 8, Seton Hall, 11/17	25, at San Diego St., 11/23 25, Charleston Southern, 11/8
24 at Vanderbilt, 1/26	1 vs. SC State, 12/22	<b>Fouls</b>	13, NC Central, 12/2	31, Savannah State, 12/28

## 2013-14 Individual Superlatives

Category	South Carolina	Opponent
<b>Points in Game</b>	24 by Alaina Coates vs. Ole Miss, 1/30 24 by Alaina Coates vs. Vanderbilt, 1/5	24 by Valencia McFarland, Ole Miss, 1/30 24 by Tabatha Richardson-Smith, Seton Hall, 11/17
<b>Points in Half</b>	18 (2nd) by Aleighsa Welch at Charlotte, 12/8	15 (2nd) by Erica Williams, Winthrop, 12/20 15 (1st) by Tabatha Richardson-Smith, Seton Hall, 11/17
<b>Field Goals Made</b>	11 by Alaina Coates vs. Vanderbilt, 1/5	9 by Christina Foggie, at Vanderbilt, 1/26 9 by Stephanie Mavunga, vs. North Carolina, 12/18
<b>Field Goal Attempts</b>	19 by Aleighsa Welch at Texas A&M, 1/16	22 by Ka-Deidre Simmons, Seton Hall, 11/17
<b>FG Percentage</b>	1.000 (7-7) by Alaina Coates vs. SC State, 12/22 1.000 (7-7) by Elem Ibiam vs. Charleston Southern, 11/8	.833 (5-6) by Kylee Smith, Vanderbilt, 1/5
<b>3-Point FG Made</b>	4 by Tiffany Mitchell vs. Winthrop, 12/20 4 by Asia Dozier at San Diego St., 11/23 4 by Asia Dozier vs. C. of Charleston, 11/14	5 by Tabatha Richardson-Smith, Seton Hall, 11/17
<b>3-Point FG Attempts</b>	10 by Asia Dozier, at San Diego St., 11/23	9 by Jessica Jackson, at Arkansas, 1/2
<b>3-Point FG Percentage</b>	.800 (4-5) by Tiffany Mitchell vs. Winthrop, 12/20	.833 (5-6) by Tabatha Richardson-Smith, Seton Hall, 11/17
<b>Free Throws Made</b>	12 by Tiffany Mitchell vs. Savannah State, 12/28	9 by Tia Faleru, Ole Miss, 1/30
<b>Free Throw Attempts</b>	16 by Tiffany Mitchell vs. Savannah State, 12/28	13 by Tia Faleru, Ole Miss, 1/30
<b>FT Percentage</b>	1.000 (9-9) by Alaina Coates vs. SC State, 12/22	1.000 (5-5) by Jasmine Lister, Vanderbilt, 1/5
<b>Rebounds</b>	17 by Alaina Coates vs. Kentucky, 1/9 17 by Aleighsa Welch vs. C. of Charleston, 11/14	12 by Jhasmin Bowen, at Arkansas, 1/2 12 by Stephanie Mavunga, vs. North Carolina, 12/18
<b>Assists</b>	8 by Tiffany Mitchell vs. Ole Miss, 1/30 8 by Tiffany Mitchell vs. Alabama, 1/19 8 by Tiffany Mitchell at San Diego St., 11/23	8 by Dequesha McClanahan, Winthrop, 12/20
<b>Steals</b>	6 by Tiffany Mitchell at Auburn, 1/12	4 by Jordan Jones, at Texas A&M, 1/16 4 by Hasina Muhammad, at Auburn, 1/12 4 by Deajanae Scurry, at San Diego St., 11/23 4 by Whitney Frazier, La Tech, 11/10
<b>Blocked Shots</b>	6 by Elem Ibiam vs. Kentucky, 1/9	4 by Monique Maximilien, Charleston Southern, 11/8
<b>Turnovers</b>	8 by Aleighsa Welch at Vanderbilt, 1/26	7 by Kourtney Williams, SC State, 12/22 7 by Ahjalee Harvey, at San Diego St., 11/23
<b>Minutes Played</b>	43 by Aleighsa Welch at Texas A&M, 1/16	45 by Jordan Jones, at Texas A&M, 1/16

# Staley Era Team Records

*Italics indicates set in 2013-14*

## Scoring

Most	Points
1. vs. Ole Miss, 1/30/14	99
vs. Charleston Southern, 11/8/13	99
3. at Clemson, 11/19/09	92
4. at San Diego State, 11/23/13	88
vs. Seton Hall, 11/17/13	88

Fewest	Points
1. at Stanford, 11/26/10	32
2. vs. Georgia, 3/4/11	34
3. vs. Mississippi State, 3/5/09	39
4. at Georgia, 1/13/13	40
5. at Mississippi State, 2/26/09	41

Fewest Allowed	Points
1. vs. South Carolina State, 12/14/11	21
2. vs. Presbyterian, 11/27/11	24
3. vs. SC State, 12/22/13	26
4. vs. NC Central, 12/2/13	27
5. vs. Charleston Southern, 11/8/13	29

Most Allowed	Points
1. at Clemson, 11/19/09	94
2. vs. North Carolina, 12/20/09	93
3. vs. Xavier, 11/12/10	84
4. at Tennessee, 2/17/11	82
at Florida, 2/22/09	82

## Margin of Outcome

Victory	Score	Margin
1. vs. Charleston Southern, 11/8/13	99-29	+70
2. vs. NC Central	79-27	+52
3. vs. SC State, 12/14/11	66-21	+45
4. vs. SC State, 12/22/13	70-26	+44
5. vs. Savannah State, 12/28/13	82-40	+42

Defeat	Score	Margin
1. at Stanford, 11/26/10	32-70	-38
2. vs. Georgia, 3/4/11	34-66	-32
3. vs. Stanford, 12/19/08	47-78	-31
4. at Penn State, 11/21/10	48-78	-30
5. vs. Connecticut, 12/28/08	48-77	-29

## Field Goals

Made	FGM
1. vs. Charleston Southern, 11/8/13	39
2. vs. North Carolina, 12/20/09	34
at Clemson, 11/19/09	34
4. vs. North Carolina, 12/18/11	33
5. vs. Eastern Michigan, 3/17/12	32

Attempts	FGA
1. vs. Penn State, 11/20/11	76
2. at Clemson, 11/19/09	74
3. vs. Tennessee, 1/20/11	73
4. vs. Kansas, 3/25/13	72
5. vs. NC State, 12/13/09	71

Highest Percentage (Min. 40 FGA)	FGM-A	Pct
1. vs. Charleston Southern, 11/8/13	39-64	.609
2. vs. Ole Miss, 1/30/14	31-51	.608
3. at Alabama, 1/10/10	31-52	.596
4. vs. NC Central, 12/2/13	31-53	.585
5. vs. Seton Hall, 11/17/13	26-45	.578

Lowest Percentage (Min. 40 FGA)	FGM-A	Pct
1. at Stanford, 11/26/10	12-55	.218
2. vs. Georgia, 3/4/11	12-52	.231
3. at Florida, 1/20/13	15-64	.234
4. at Kentucky, 2/5/09	13-55	.236
5. at Georgia, 1/2/11	13-54	.241

Lowest Percentage Allowed	FGM-A	Pct
1. vs. South Carolina State, 12/14/11	6-48	.125
2. vs. NC Central, 12/2/13	8-50	.160
3. vs. Charleston Southern, 11/8/13	10-54	.185
4. vs. Hampton, 11/22/12	11-57	.193
5. vs. Furman, 12/9/12	11-46	.239
vs. Clemson, 11/18/12	11-46	.239

Highest Percentage Allowed	FGM-A	Pct
1. vs. Connecticut, 12/28/08	35-62	.565
vs. Florida, 1/9/11	26-46	.565
3. vs. Xavier, 11/12/10	34-61	.557
4. at Kentucky, 1/13/11	30-55	.545
5. vs. Vanderbilt, 2/27/11	27-50	.540

## 3-Point Field Goals

Made	3FGM
1. at San Diego State, 11/23/13	9
vs. College of Charleston, 11/14/13	9
vs. Savannah State, 11/15/12	9
at Arkansas, 2/6/11	9
at Ole Miss, 1/16/11	9
vs. North Carolina, 12/18/11	9
vs. Ole Miss, 1/26/12	9

Attempts	3FGA
1. vs. Penn State, 11/20/11	29
2. vs. College of Charleston, 11/14/13	28
vs. North Carolina, 12/19/10	28
4. vs. Savannah State, 11/15/12	25
at Ole Miss, 1/16/11	25

Percentage (Min. 5 3FGA)	3FGM-A	Pct
1. vs. Savannah State, 12/28/13	4-6	.667
vs. Western Carolina, 12/29/12	6-9	.667
at Alabama, 1/10/10	8-12	.667
vs. Charlotte, 12/21/08	8-12	.667
5. vs. Florida, 2/12/12	8-13	.615

## Free Throws

Made	FTM
1. vs. Ole Miss, 1/30/14	32
at Mississippi State, 1/6/13	32
3. vs. Savannah State, 12/28/13	30
vs. Seton Hall, 11/17/13	30
4. vs. SC State, 12/21/12	27

Attempts	FTA
1. at Mississippi State, 1/6/13	50
2. vs. Savannah State, 12/28/13	48
3. vs. Seton Hall, 11/17/13	44
vs. SC State, 12/21/12	44
5. vs. College of Charleston, 11/14/13	42

Percentage (Min. 10 FTA)	FTM-A	Pct
1. vs. Alabama, 1/19/14	10-11	.909
2. vs. Auburn, 1/2/09	23-26	.885
3. vs. San Diego State, 11/28/09	14-16	.875
4. at Tennessee, 1/7/10	10-12	.833
5. at Auburn, 2/4/10	9-11	.818

## Rebounding

Total	Rebs
1. vs. College of Charleston, 11/14/13	62
2. at Florida, 1/20/13	59
3. vs. Hampton, 11/22/12	57
4. at Texas A&M, 1/16/14	53
vs. Kentucky, 1/9/14	53
at Alabama, 2/7/13	53
vs. Elon, 11/9/12	53
vs. Brown, 12/29/09	53

Offensive	ORebs
1. vs. Elon, 11/9/12	29
2. vs. College of Charleston, 11/23/11	27
3. vs. Kansas, 3/25/13	26
at Florida, 1/20/13	26
4. vs. Savannah State, 11/15/12	25
vs. Penn State, 11/20/11	25
at Penn State, 11/21/10	25

Defensive	DRebs
1. vs. College of Charleston, 11/14/13	39
vs. Hampton, 11/22/12	39
3. at Arkansas, 1/2/14	38
4. at Texas A&M, 1/16/15	37
5. vs. Kentucky, 1/9/14	36

Margin	Rebs	Margin
1. at Alabama, 2/7/13	53-24	+29
2. vs. SC State, 12/22/13	47-21	+26
vs. Florida Gulf Coast, 11/23/12	46-20	+26
4. vs. Hampton, 11/22/12	57-32	+25
5. vs. College of Charleston, 11/14/13	62-38	+24
vs. Savannah State, 11/15/12	50-26	+24

## Assists

Game	Assists
1. vs. Alabama, 1/19/14	25
vs. Charleston Southern, 11/8/13	25
3. at San Diego State, 11/23/13	24
4. vs. Ole Miss, 1/30/14	22
vs. Eastern Michigan, 3/17/12	22

## Steals

Game	Steals
1. vs. Furman, 12/11/11	21
2. vs. Charleston Southern, 11/8/13	17
3. vs. NC State, 12/12/10	16
vs. USC Upstate, 12/16/08	16
5. vs. Furman, 12/9/12	15
vs. High Point, 12/2/09	15
vs. Davidson, 11/24/08	15

## Blocked Shots

Game	Blocks
1. vs. Kentucky, 1/9/14	14
2. vs. Charleston Southern, 11/14/13	12
3. at Arkansas, 1/2/14	11
vs. Eastern Michigan, 3/17/12	11
vs. Furman, 12/11/11	11

## Turnovers

Fewest	TOs
1. at Tennessee, 2/2/12	4
2. at Missouri, 2/28/13	5
vs. Georgia, 3/2/12	5
vs. Ole Miss, 3/3/11	5
5. vs. Stanford, 12/19/12	7
at Louisiana Tech, 11/12/12	7
vs. Tennessee, 3/3/12	7

Most	TOs
1. at Wake Forest, 12/3/08	32
2. vs. Hampton, 11/22/12	29
vs. Kentucky, 1/15/12	29
4. at Kentucky, 1/13/11	28
5. vs. Jacksonville, 12/30/08	26

# The Last Time ...

## Individual

### Scored 50 Points

**South Carolina** 51, Jocelyn Penn vs. Stetson, 1/4/03  
**Opponent** Never

### Scored 40 Points

**South Carolina** 51, Jocelyn Penn vs. Stetson, 1/4/03  
**Opponent** 46, Cornelia Gayden, LSU, 1/14/95

### Scored 30 Points

**South Carolina** 30, Ieasia Walker vs. Clemson, 11/18/10  
**Opponent** 32, LaQueta Ferguson, Florida International, 11/25/07

### Grabbed 20 Rebounds

**South Carolina** 25, Kelsey Bone vs. Boston University, 12/28/09  
**Opponent** 24, Courtney Paris, Oklahoma, 12/30/07

### Grabbed 15 Rebounds

**South Carolina** 16, Aleighsa Welch at Texas A&M, 1/16/14  
**Opponent** 15, Kelsey Bone, Texas A&M, 2/10/13

### Two Players with 20 or More Points

**South Carolina** La'Keisha Sutton 21/Markeshia Grant 20 vs. North Carolina, 12/18/11  
**Opponent** Monica Engelmann 27/Angel Goodrich 20, Kansas, 3/25/13

### Two Players with 10 or More Rebounds

**South Carolina** Aleighsa Welch 16/Elem Ibiam 12 at Texas A&M, 1/16/14  
**Opponent** Quistelle Williams 10/Berna Calli 10, Arkansas, 1/27/13

### Had 10 Assists

**South Carolina** 10, Samone Kennedy at Florida, 2/24/08  
**Opponent** 11, Marneshia Richard, Mississippi State, 1/21/07

### Had Five Steals

**South Carolina** 6, Tiffany Mitchell at Auburn, 1/12/14  
**Opponent** 5, Sam Ramirez, Appalachian State, 3/16/11

### Had Five Blocked Shots

**South Carolina** 5, Elem Ibiam vs. Ole Miss, 1/30/14  
**Opponent** 7, Isabelle Harrison, Tennessee, 1/3/13

### Had a Double-Double

**South Carolina** Alaina Coates (24 pts/12 rebs) vs. Ole Miss, 1/30/14  
**Opponent** Azia Bishop (12 pts/11 rebs), Kentucky 1/9/14

### Two Players had a Double-Double

**South Carolina** Alaina Coates (10 pts/17 rebs)/Aleighsa Welch (16 pts/14 rebs) vs. Kentucky, 1/9/14  
**Opponent** Chiney Ogwumike (11 pts/10 rebs)/Nnemkadi Ogwumike (39 pts/10 rebs), Stanford, 3/24/12

### Three Players had a Double-Double

**South Carolina** Ashley Bruner (16 pts/12 rebs)/Aleighsa Welch (16 pts/ 11 rebs)/Elem Ibiam (12 pts/10 rebs) vs. Kansas, 3/25/13  
**Opponent** Merlakia Jones (26 pts/10 rebs)/Takilya Davis (19 pts/13 rebs)/DeLisha Milton (14 pts/15 rebs), at Florida, 2/20/94

### Had a Triple-Double

**South Carolina** Iva Sliskovic (18 pts, 15 rebs, 10 assts) vs. High Point, 12/20/06  
**Opponent** Never

## Team

### Scored 100 Points

**South Carolina** 102 vs. North Carolina A&T, 3/21/08  
**Opponent** 103, Clemson, 11/21/03

### Won by 30 or More Points

**South Carolina** 82-40 (42) vs. Savannah State, 12/28/13  
**Opponent** 66-34 (32), Georgia, 3/4/11

### Shot 65% or Better from the Field

**South Carolina** .652 (45-69) vs. East Tennessee State, 12/19/00  
**Opponent** Never

### Shot 60% or Better from the Field

**South Carolina** .608 (31-51) vs. Ole Miss, 1/30/14  
**Opponent** .604 (29-48), Vanderbilt, 1/18/01

### Shot 50% or Better from the Field

**South Carolina** .608 (31-51) vs. Ole Miss, 1/30/14  
**Opponent** .535 (23-43), Missouri, 2/28/13

### No Players in Double-Figure Points

**South Carolina** at Auburn, 1/19/12  
**Opponent** SC State, 12/22/13

### Five Players in Double-Figure Points

**South Carolina** vs. Ole Miss, 1/30/14  
**Opponent** Arkansas, 2/14/10

### Faced AP Top-25 Opponent

**Win** 61-57 at No. 16 Vanderbilt, 1/26/14  
**Loss** 65-67 at No. 25 Texas A&M, 1/16/14

### Faced AP Top-10 Opponent

**Win** 68-59 vs. No. 9 Kentucky, 1/9/14  
**Loss** 78-74 at No. 7 Kentucky, 2/14/13

### Faced AP Top-5 Opponent

**Win** 55-50 vs. No. 5 Kentucky, 1/24/13  
**Loss** 49-53 vs. No. 1 Stanford, 12/19/12

### Faced AP No. 1 Team

**Win** Never  
**Loss** 49-53 vs. No. 1 Stanford, 12/19/12

### Overtime Game

**Win** 58-55 vs. Drexel, 11/28/12  
**Loss** 65-57 at Texas A&M, 1/16/14

### Double-Overtime Game

**Win** 92-91 at Florida State, 2/4/91  
**Loss** 92-94 at Clemson, 11/19/09

### South Carolina Was Ranked (AP Poll)

**AP No. 1** Never  
**AP Top 10** No. 7, 1/27/14  
**AP Top 25** No. 7, 1/27/14



# ALAINA COATES

**6-4  
Freshman  
Center  
Irmo, S.C.  
Dutch Fork**

# #41

## Miscellaneous Stats

	Season	Career
Double-Double	7	7
20+ Points	5	5
10+ Points	14	14
10+ Rebounds	7	7
Tm-High Pts.	5	5
Tm-High Rebs.	11	11

- Has played in 21 games, including one start (LA Tech)
- Only freshman to rank among SEC's top 25 scorers (21st) and top 20 rebounders (6th) ... Is third in SEC and 47th in nation with 2.0 blocks per game
- Leads SEC in rebounds per league game at 9.5 and field goal percentage in conference action at .612.
- Tied for Gamecock freshman record with 42 blocked shots, needing just one more to crack the overall single-season top 10
- Has led the team in scoring five times (Charleston Southern, at San Diego St., SC State, Vanderbilt, Ole Miss)
- Has led the team in rebounding 11 times (LA Tech, Seton Hall, at San Diego St., at USC, NC Central, Savannah St., at Arkansas, Vanderbilt, Kentucky, Auburn, Ole Miss)
- Became first freshman to record at least 20 points against an SEC opponent since the 2010 SEC Tournament with her career-high tying 24 against Ole Miss (Jan. 30), making her one of just six Gamecock freshman all-time to record at least five 20-point games
- Played just 12 minutes at #16/19 Vanderbilt (Jan. 26) due to foul trouble, still blocking four shots, including three in second half to help secure victory
- Posted six points and six rebounds in just 11 minutes of first-half action against Alabama (Jan. 19), narrowly missing a double-double with 10 points and nine rebounds
- Earned third SEC Freshman of the Week award (Jan. 13) after averaging 12.0 points and 11.3 rebounds in wins over Kentucky and Auburn
- Scored all 14 of her points at Auburn, (Jan. 12) in first half, including eight during 19-10 run that closed half with game tied after Gamecocks trailed by as many as 12
- Set Gamecock freshman record with 17 rebounds against #9/10 Kentucky (Jan. 9) and posted fourth-straight double-double
- Named SEC Freshman of the Week (Jan. 6) for back-to-back double-doubles to open SEC play, becoming first Gamecock freshman ever to post double-doubles in her first two SEC outings
- Scored 12 of her career-high 24 points against Vanderbilt (Jan. 5) during final 10 minutes of first half to help turn two-point deficit into 11-point halftime lead
- Tied program's freshman single-game record with five blocks at Arkansas (Jan. 2) while posting second-straight double-double, including five defensive rebounds during crucial seven-minute stretch of second half to keep Razorbacks from putting together complete rally
- Recorded double-double against Savannah State (Dec. 28), doing nearly all of it in the second half – 11 points and nine rebounds in final 20 minutes
- Posted only perfect shooting night by a freshman (minimum five attempts each in program history), hitting 7-of-7 from the field and 9-of-9 free throws against SC State (Dec. 22), with field goal performance tying for fourth in Colonial Life Arena history
- Scored 17 of her career-high 21 points at San Diego State (Nov. 23) in the second half, including a personal 7-0 run late in the game
- Made 11 free throws at San Diego State (Nov. 23), second-most by a Gamecock freshman in school history while her 15 attempts tied the freshman record

## 2013-14 Game-by-Game

Opponent	Date	GS	MIN	FG-A	3FG-A	FTA	Reb	PF	A	TO	B	S	TP
Chas. Sthrn.	11/08	17	9-14	0-0	2-2	4-3-7	2	1	1	2	1	20	
LA Tech	11/10	*	19	6-10	0-0	0-3	5-5-10	3	0	0	0	0	12
CofC	11/14		13	3-6	0-0	5-9	5-9-14	2	0	1	3	0	11
Seton Hall	11/17		19	4-5	0-0	2-6	3-5-8	3	1	0	4	1	10
at Clemson	11/20		15	2-5	0-0	5-8	1-5-6	4	0	1	1	2	9
at San Diego State	11/23		22	5-6	0-0	11-15	1-7-8	4	0	0	1	0	21
at USC	11/25		17	4-7	0-0	0-1	1-8-9	4	0	2	0	1	8
NC Central	12/02		22	7-8	0-0	1-2	2-5-7	3	1	1	2	1	15
at Charlotte	12/08		12	0-4	0-0	2-2	2-2-4	0	0	0	2	0	2
vs. N. Carolina	12/18		9	0-0	0-0	0-0	0-1-1	1	0	1	1	0	0
Winthrop	12/20		8	1-2	0-0	1-2	3-0-3	1	0	4	1	0	3
SC State	12/22		17	7-7	0-0	9-9	0-5-5	0	1	3	3	0	23
Savannah St.	12/28		24	4-5	0-0	9-14	5-7-12	2	0	2	3	0	17
at Arkansas*	01/02		26	5-8	0-0	1-2	2-10-12	3	0	2	5	0	11
Vanderbilt*	01/05		28	11-16	0-0	2-4	4-6-10	2	0	3	3	1	24
Kentucky*	01/09		27	3-9	0-0	4-7	7-10-17	2	0	3	4	1	10
at Auburn*	01/12		25	4-5	0-0	6-10	2-4-6	1	0	1	1	1	14
at Texas A&M*	01/16		22	3-6	0-0	2-4	2-3-5	3	0	3	0	1	8
Alabama*	01/19		21	4-9	0-0	2-2	5-4-9	4	1	1	2	0	10
at Vanderbilt*	01/26		12	3-4	0-0	0-1	0-5-5	5	0	3	4	0	6
Ole Miss*	01/30		22	8-10	0-0	8-10	3-9-12	3	0	1	0	1	24
Missouri*	02/02												
at Miss. State*	02/06												
Arkansas*	02/09												
at LSU*	02/16												
at Kentucky*	02/20												
Florida*	02/23												
Georgia*	02/27												
at Tennessee*	03/02												

- Named SEC Freshman of the Week (Nov. 18) after averaging a double-double in two games (CofC, Seton Hall)
- Grabbed 14 rebounds against CofC (Nov. 14), 10 in the second half, to tie for third in school history among freshmen, one shy of the freshman school record

## Career Highs – All Games

**Pts** ... 24, 2x, last vs. Ole Miss, 1/30/14  
**FG** ..... 11 vs. Vanderbilt, 1/5/14  
**FGA** ..... 16 vs. Vanderbilt, 1/5/14  
**FG %** ..... 1.00 (7-7) vs SC State, 12/22/13  
**FT** ..... 11 at San Diego St., 11/23/13  
**FTA** ..... 15 at San Diego St., 11/23/13  
**FT %** ..... 1.00 (9-9), vs. SC State, 12/22/13  
**Rebs** ..... 17 vs. Kentucky, 1/9/14  
**Off Rebs** ..... 7 vs. Kentucky, 1/9/14  
**Def Rebs** ... 10, 2x, last vs Kentucky, 1/9/14  
**Blks** ..... 5 at Arkansas, 1/2/14  
**Stls** ..... 2 at Clemson, 11/20/13  
**Assts** ..... 1, 5x, last vs Alabama, 1/19/14  
**Min** ..... 28 vs. Vanderbilt, 1/5/14

## Career – SEC Games

**Pts** ... 24, 2x, last vs. Ole Miss, 1/30/14  
**FG** ..... 11 vs. Vanderbilt, 1/5/14  
**FGA** ..... 16 vs. Vanderbilt, 1/5/14  
**FG %** ... .800 (8-10), vs Ole Miss, 1/30/14  
**FT** ..... 8 vs. Ole Miss, 1/30/14  
**FTA** ... 10, 2x, last vs. Ole Miss, 1/30/14  
**FT %** .... 1.00 (2-2), vs. Alabama, 1/19/14  
**Rebs** ..... 17 vs. Kentucky, 1/9/14  
**Off Rebs** ..... 7 vs. Kentucky, 1/9/14  
**Def Rebs** ... 10, 2x, last vs. Kentucky, 1/9/14  
**Blks** ..... 5 at Arkansas, 1/2/14  
**Stls** ..... 1, 5x, last vs. Ole Miss, 1/30/14  
**Assts** ..... 1 vs. Alabama, 1/19/14  
**Min** ..... 28 vs. Vanderbilt, 1/5/14

## Career Stats at South Carolina

Year	GP	GS	Min	Avg	FG	FGA	Pct	3FG	FGA	Pct	FT	FTA	Pct	Off	Def	Tot	Avg	PF	FO	A	TO	Blk	Stl	Pts	Avg
2013-14	21	1	397	18.9	93	146	.637	0	0	—	72	113	.637	57	113	170	8.1	52	1	5	33	42	11	258	12.3



# TIFFANY DAVIS

**5-7**  
**R-Freshman**  
**Guard**  
**Houston, Texas**  
**Westbury Christian**

# #15

## Miscellaneous Stats

	Season	Career
Double-Double	0	0
10+ Points	1	1
5+ Assists	0	0
5+ Steals	0	1
Tm-High Pts.	0	0
Tm-High Assts.	0	0

- Has played in 19 games, including seven starts
- Hit a pair of 3s en route to a career-high 11 points against Ole Miss (Jan. 30)
- Was solid against pressure from #9/10 Kentucky (Jan. 9), not committing a turnover in 16 minutes on the floor
- Grabbed a career-high six rebounds at Arkansas (Jan. 2)
- Scored a career-high eight in her third start of the season against Savannah State (Dec. 28), including a perfect shooting night highlighted by a pair of 3s
- Posted her most productive start against SC State (Dec. 22), scoring six points and matching career high with three assists
- Drew first career start against Winthrop (Dec. 20), taking over point guard duties from the injured Khadijah Sessions
- Returned to action at Charlotte (Dec. 8) after recovering from shoulder injury, playing a steady eight minutes
- Matched her career high with three assists in just three minutes at San Diego State (Nov. 23) before a first-half shoulder injury ended her game
- Scored a career-high seven points against College of Charleston (Nov. 14), hitting 2-of-4 from the field, including a 3-pointer, while dishing out three assists
- Returned from knee surgery last season to score five points on 2-of-3 shooting in the season opener against Charleston Southern (Nov. 8)

## 2013-14 Game-by-Game

Opponent	Date	GS	MIN	FG-A	3FG-A	FTA	Reb	PF	A	TO	B	S	TP
Chas. Sthrn.	11/08		16	2-3	0-0	1-3	1-1-2	1	1	2	1	0	5
LA Tech	11/10		10	1-4	1-4	0-0	1-1-2	0	1	2	0	1	3
CofC	11/14		19	2-4	1-2	2-2	0-1-1	0	3	2	0	1	7
Seton Hall	11/17		5	0-0	0-0	0-0	0-1-1	0	0	1	0	0	0
at Clemson	11/20		10	0-0	0-0	0-0	0-0-0	0	1	0	0	0	0
at San Diego State	11/23		3	0-1	0-0	0-0	0-0-0	0	3	0	0	0	0
at USC	11/25												
NC Central	12/02												
at Charlotte	12/08		8	0-0	0-0	0-0	0-0-0	1	0	1	0	0	0
vs. N. Carolina	12/18		7	0-1	0-0	0-0	0-0-0	0	0	0	0	0	0
Winthrop	12/20	*	26	1-5	1-5	0-0	0-4-4	2	2	6	0	1	3
SC State	12/22	*	15	2-6	2-2	0-0	0-1-1	0	3	3	0	1	6
Savannah St.	12/28	*	22	3-3	2-2	0-2	0-1-1	1	0	1	0	0	8
at Arkansas*	01/02	*	30	1-4	0-1	1-2	0-6-6	3	1	6	0	0	3
Vanderbilt*	01/05	*	18	1-2	0-1	1-1	0-1-1	3	2	1	0	0	3
Kentucky*	01/09	*	16	0-2	0-0	0-0	0-0-0	2	1	0	0	0	0
at Auburn*	01/12	*	3	0-1	0-1	0-0	0-1-1	1	0	2	0	0	0
at Texas A&M*	01/16		11	0-0	0-0	0-1-1	2	0	1	0	0	0	0
Alabama*	01/19		1	0-1	0-0	0-0	0-0-0	0	0	1	0	0	0
at Vanderbilt*	01/26		6	0-0	0-0	0-0	0-1-1	1	1	1	0	0	0
Ole Miss*	01/30		16	2-3	2-2	5-6	0-2-2	1	1	2	0	0	11
Missouri*	02/02												
at Miss. State*	02/06												
Arkansas*	02/09												
at LSU*	02/16												
at Kentucky*	02/20												
Florida*	02/23												
Georgia*	02/27												
at Tennessee*	03/02												

## Career Highs – All Games

**Pts** ..... 11 vs. Ole Miss, 1/30/14  
**FG** ..... 3 vs. Savannah State, 12/28/13  
**FGA** ..... 6 vs. SC State, 12/22/13  
**FG %** ... 1.00 (3-3) vs. Savannah St., 12/28/13  
**3FG** ..... 2, 3x, last vs. Ole Miss, 1/30/14  
**3FGA** ..... 5 vs. Winthrop, 12/20/13  
**3FG %** ..... 1.00 (2-2), 3x, last vs. Ole Miss, 1/30/14  
**FT** ..... 5 vs. Ole Miss, 1/30/14  
**FTA** ..... 6 vs. Ole Miss, 1/30/14  
**FT %** ..... 1.00 (2-2), 2x, last vs. CofC, 11/14/13  
**Rebs** ..... 6 at Arkansas, 1/2/14  
**Off Rebs** ..... 4 vs. Winthrop 12/20/13  
**Def Rebs** ..... 6 at Arkansas, 1/2/14  
**Stls** ..... 5 vs. Elon, 11/9/12  
**Assts** ..... 3, 4x, last vs. SC State, 12/22/13  
**Min** ..... 30 at Arkansas, 1/2/14

## Season Highs – All Games

**Pts** ..... 11 vs. Ole Miss, 1/30  
**FG** ..... 3 vs. Savannah State, 12/28  
**FGA** ..... 6 vs. SC State, 12/22  
**FG %** . 1.00 (3-3) vs. Savannah St., 12/28  
**3FG** ..... 2, 3x, last vs. Ole Miss, 1/30  
**3FGA** ..... 5 vs. Winthrop, 12/20  
**3FG %** ..... 1.00 (2-2), 3x, last vs. Ole Miss, 1/30  
**FT** ..... 5 vs. Ole Miss, 1/30  
**FTA** ..... 6 vs. Ole Miss, 1/30  
**FT %** ..... 1.00 (2-2), 2x, last vs. CofC, 11/14  
**Rebs** ..... 6 at Arkansas, 1/2  
**Off Rebs** ..... 4 vs. Winthrop 12/20  
**Def Rebs** ..... 6 at Arkansas, 1/2  
**Stls** ..... 1, 4x, last vs. SC State, 12/22  
**Assts** ..... 3, 3x, last vs. SC State, 12/22  
**Min** ..... 30 at Arkansas, 1/2

## Career Highs – SEC Games

**Pts** ..... 11 vs. Ole Miss, 1/30/14  
**FG** ..... 2 vs. Ole Miss, 1/30/14  
**FGA** ..... 4 at Arkansas, 1/2/14  
**FG %** ... .666 (2-3), vs. Ole Miss, 1/30/14  
**3FG** ..... 2 vs. Ole Miss, 1/30/14  
**3FGA** ..... 1, 3x, last at Auburn, 1/12/14  
**3FG %** .... 1.000 (2-2), vs. Ole Miss, 1/30/14  
**FT** ..... 5 vs. Ole Miss, 1/30/14  
**FTA** ..... 6 vs. Ole Miss, 1/30/14  
**FT %** ..... 1.00 (1-1), vs. Vanderbilt, 1/5/14  
**Rebs** ..... 6 at Arkansas, 1/2/14  
**Off Rebs** .....  
**Def Rebs** ..... 6 at Arkansas, 1/2/14  
**Stls** .....  
**Assts** ..... 2 vs. Vanderbilt, 1/5/14  
**Min** ..... 30 at Arkansas, 1/2/14

## Season Highs – SEC Games

**Pts** ..... 11 vs. Ole Miss, 1/30  
**FG** ..... 2 vs. Ole Miss, 1/30  
**FGA** ..... 4 at Arkansas, 1/2  
**FG %** ... .666 (2-3), vs. Ole Miss, 1/30  
**3FG** ..... 2 vs. Ole Miss, 1/30  
**3FGA** ..... 2 vs. Ole Miss, 1/30  
**3FG %** ... 1.000 (2-2), vs. Ole Miss, 1/30  
**FT** ..... 5 vs. Ole Miss, 1/30  
**FTA** ..... 6 vs. Ole Miss, 1/30  
**FT %** .. 1.000 (1-1), vs. Vanderbilt, 1/5  
**Rebs** ..... 6 at Arkansas, 1/2  
**Off Rebs** .....  
**Def Rebs** ..... 6 at Arkansas, 1/2  
**Stls** .....  
**Assts** ..... 2 vs. Vanderbilt, 1/5  
**Min** ..... 30 at Arkansas, 1/2

## Career Stats at South Carolina

Year	GP	GS	Min	Avg	FG	FGA	Pct	3FG	FGA	Pct	FT	FTA	Pct	Off	Def	Tot	Avg	PF	FO	A	TO	Blk	Stl	Pts	Avg
2012-13	3	0	40	13.3	4	8	.500	1	4	.250	3	4	.750	1	3	4	1.3	2	0	4	2	0	5	12	4.0
2013-14	19	7	242	12.7	15	40	.375	9	20	.450	10	16	.625	2	22	24	1.2	18	0	20	32	1	4	49	2.6
<b>Career Totals</b>	<b>22</b>	<b>7</b>	<b>282</b>	<b>12.8</b>	<b>19</b>	<b>48</b>	<b>.396</b>	<b>10</b>	<b>24</b>	<b>.417</b>	<b>13</b>	<b>20</b>	<b>.650</b>	<b>3</b>	<b>25</b>	<b>28</b>	<b>1.2</b>	<b>20</b>	<b>0</b>	<b>24</b>	<b>34</b>	<b>1</b>	<b>9</b>	<b>61</b>	<b>2.8</b>



# ASIA DOZIER

**6-0**  
**Sophomore**  
**Guard/Forward**  
**Columbia, S.C.**  
**Spring Valley**

# #31

## Miscellaneous Stats

	Season	Career
Double-Double	0	0
10+ Points	5	7
10+ Rebounds	0	1
5+ Assists	6	7
Tm-High Pts.	1	1
Tm-High Assts.	5	6

- Has played in every game this season, starting 20
- Has led the team in scoring one time (CofC)
- Had led the team in assists five times (at Charlotte, at Arkansas, Vanderbilt, Kentucky, at Auburn)
- Ranks 10th in the SEC with 3.8 assists per conference game with three league games of five assists
- Handed out career-high six assists against Ole Miss (Jan. 30)
- Scored all of her nine points at #16/19 Vanderbilt (Jan. 26) in first half, including seven straight to help team stay in front while three other starters sat with foul trouble
- Drained a 3 to bring Gamecocks within a point with under four minutes to play at #25/21 Texas A&M
- Hit a 3 early in second half at Auburn (Jan. 12) to give Gamecocks first lead of the game, added a free throw late in game to hold off Tigers' late rally
- Dished team-high five assists against Vanderbilt (Jan. 5) for second-straight game
- Played solid all-around game at Arkansas (Jan. 2), tying career high with five assists while logging just shy of the full 40 minutes
- Netted three 3s en route to 13 points and handed out five assists in 39 minutes, playing huge role in staving off second-half Winthrop (Dec. 20) rally
- Responded well to coming off the bench at Charlotte (Dec. 8), contributing in every category – 10 points, four assists, five rebounds, two steals in 32 minutes
- Scored all of her career-high 16 points at San Diego State (Nov. 23) in the first half, hitting 3-of-6 3s in her 17 minutes before halftime
- Posted a career-high 16 points against CofC (Nov. 14) to lead team in scoring for first time in her career

## 2013-14 Game-by-Game

Opponent	Date	GS	MIN	FG-A	3FG-A	FTA	Reb	PF	A	TO	B	S	TP
Chas. Sthrn.	11/08	*	17	1-3	0-0	2-2	2-1-3	1	5	1	1	2	4
LA Tech	11/10	*	21	3-5	1-1	0-0	0-1-1	1	0	3	0	0	7
CofC	11/14	*	25	6-12	4-8	0-0	0-2-2	1	3	1	0	0	16
Seton Hall	11/17	*	27	2-6	2-4	0-0	0-4-4	2	2	3	0	2	6
at Clemson	11/20	*	30	2-9	0-5	0-1	3-6-9	3	0	2	0	0	4
at San Diego State	11/23	*	28	5-13	4-10	2-2	3-0-3	2	0	2	0	2	16
at USC	11/25	*	25	1-4	0-1	2-2	0-2-2	1	2	3	0	0	4
NC Central	12/02	*	18	2-3	1-2	1-2	0-2-2	0	1	0	0	0	6
at Charlotte	12/08		32	4-7	0-1	2-3	2-3-5	1	4	5	1	2	10
vs. N. Carolina	12/18	*	21	1-3	0-2	1-2	1-2-3	4	1	2	0	0	3
Winthrop	12/20	*	39	4-9	3-7	2-4	0-2-2	1	5	2	0	0	13
SC State	12/22	*	20	1-5	1-4	1-2	0-0-4	0	3	1	0	1	4
Savannah St.	12/28	*	19	4-8	2-2	0-0	0-1-1	2	1	0	0	1	10
at Arkansas*	01/02	*	40	4-12	1-3	0-0	0-2-2	2	5	7	0	1	9
Vanderbilt*	01/05	*	29	1-7	1-2	2-2	0-1-1	2	5	5	0	1	5
Kentucky*	01/09	*	24	0-6	0-1	0-0	0-1-1	3	4	2	1	0	0
at Auburn*	01/12	*	31	3-4	2-3	1-3	0-5-5	2	3	5	0	0	9
at Texas A&M*	01/16	*	33	2-9	1-5	0-0	0-3-3	4	0	4	1	0	5
Alabama*	01/19	*	26	3-4	2-3	0-0	0-3-3	1	5	1	0	0	8
at Vanderbilt*	01/26	*	29	4-9	0-1	1-2	0-3-3	3	2	0	0	0	9
Ole Miss*	01/30	*	23	1-4	0-1	2-4	0-1-1	1	6	2	0	1	4
Missouri*	02/02												
at Miss. State*	02/06												
Arkansas*	02/09												
at LSU*	02/16												
at Kentucky*	02/20												
Florida*	02/23												
Georgia*	02/27												
at Tennessee*	03/02												

## Career Highs – All Games

**Pts** ..... 16, 2x, last at San Diego St., 11/23/13  
**FG** .... 6 vs. C. of Charleston, 11/14/13  
**FGA**..... 13 at San Diego St., 11/23/13  
**FG %**...1.00 (4-4) at Kentucky, 2/14/13  
**3FG**... 4, 2x, last at San Diego St., 11/23/13  
**3FGA**..... 10 at San Diego St., 11/23/13  
**3FG %**.... 1.00 (2-2), 2x, last vs. Savannah St., 12/28/13  
**FT**..... 4 vs. Elon, 11/9/12  
**FTA**..... 7 vs. Elon, 11/9/12  
**FT%**..... 1.00 (2-2), 5x, last vs. Vanderbilt, 1/5/14  
**Rebs**..... 10 vs. Elon, 11/9/12  
**Off Rebs** ..... 4 vs. Elon, 11/9/12  
**Def Rebs** . 6, 2x, last at Clemson, 11/20/13  
**Blks**.... 1, 8x, last at Texas A&M, 1/16/14  
**Stls**..... 2, 5x, last at Charlotte, 12/8/13  
**Assts**..... 6 vs. Ole Miss, 1/30/14  
**Min**..... 40 vs. Arkansas, 1/2/14

## Season Highs – All Games

**Pts** .. 16, 2x, last at San Diego St., 11/23  
**FG** ..... 6 vs. C. of Charleston, 11/14  
**FGA**..... 13 at San Diego St., 11/23  
**FG %**.. .750 (3-4), 2x, last vs. Ala., 1/19  
**3FG**.. 4, 2x, last at San Diego St., 11/23  
**3FGA**..... 10 at San Diego St., 11/23  
**3FG %**..... 1.00 (2-2) vs. Savannah St., 12/28  
**FT**..... 2, 7x, last vs. Ole Miss, 1/30  
**FTA**..... 4, 2x, last vs. Ole Miss, 1/30  
**FT%**..... 1.00 (2-2), 4x, last vs. Vanderbilt, 1/5  
**Rebs**..... 9 at Clemson, 11/20  
**Off Rebs** .. 3, 2x, last at San Diego St., 11/23  
**Def Rebs**..... 6 at Clemson, 11/20  
**Blks** .... 1, 4x, last at Texas A&M, 1/16  
**Stls**..... 2, 4x, last at Charlotte, 12/8  
**Assts** ..... 6 vs. Ole Miss, 1/30  
**Min**..... 40 vs. Arkansas, 1/2

## Career Highs – SEC Games

**Pts** ..... 10 at Kentucky, 2/14/13  
**FG** .... 4, 3x, last at Vanderbilt, 1/26/14  
**FGA**..... 12 at Arkansas, 1/2/14  
**FG %**...1.00 (4-4) at Kentucky, 2/14/13  
**3FG** ... 2, 3x, last, vs. Alabama, 1/19/14  
**3FGA**..... 6 at Ole Miss, 2/17/13  
**3FG %**... 1.00 (2-2) at Kentucky, 2/14/13  
**FT**..... 2, 2x, last vs. Ole Miss, 1/30/14  
**FTA**..... 4 vs. Ole Miss, 1/30/14  
**FT %**.... 1.00 (2-2) vs. Vanderbilt, 1/5/14  
**Rebs**..... 6 at Ole Miss, 2/17/13  
**Off Rebs**..... 2 at Ole Miss, 2/17/13  
**Def Rebs**..... 5 at Auburn, 1/12/14  
**Blks** ... 1, 3x, last at Texas A&M, 1/16/14  
**Stls**.... 1, 4x, last vs. Ole Miss, 1/30/14  
**Assts** ..... 6 vs. Ole Miss, 1/30/14  
**Min**..... 40 vs. Arkansas, 1/2/14

## Season Highs – SEC Games

**Pts** ..... 9, 3x, last at Vanderbilt, 1/26  
**FG** ..... 4, 2x, last at Vanderbilt, 1/26  
**FGA**..... 12 at Arkansas, 1/2  
**FG %**.. .750 (3-4), 2x, last vs. Ala., 1/19  
**3FG** ..... 2, 2x, last, vs. Alabama, 1/19  
**3FGA**..... 5 at Texas A&M, 1/16  
**3FG %**.. .666 (2-3), 2x, last vs. Ala., 1/19  
**FT**..... 2, 2x, last vs. Ole Miss, 1/30  
**FTA**..... 4 vs. Ole Miss, 1/30  
**FT %** .... 1.00 (2-2), vs. Vanderbilt, 1/5  
**Rebs**..... 5 at Auburn, 1/12  
**Off Rebs** ..... 2 at Ole Miss, 2/17/13  
**Def Rebs**..... 5 at Auburn, 1/12  
**Blks** .... 1, 2x, last at Texas A&M, 1/16  
**Stls**..... 1, 3x, last vs. Ole Miss, 1/30  
**Assts** ..... 6 vs. Ole Miss, 1/30  
**Min**..... 40 vs. Arkansas, 1/2

## Career Stats at South Carolina

Year	GP	GS	Min	Avg	FG	FGA	Pct	3FG	FGA	Pct	FT	FIA	Pct	Off	Def	Tot	Avg	PF	FO	A	TO	Blk	Stl	Pts	Avg
2012-13	31	0	398	12.8	28	134	.209	16	91	.176	11	24	.458	19	42	61	2.0	35	1	25	20	4	8	83	2.7
2013-14	21	20	557	26.5	54	142	.380	25	66	.379	19	31	.613	11	49	60	2.8	38	0	57	51	4	13	152	7.2
<b>Career Totals</b>	<b>52</b>	<b>20</b>	<b>955</b>	<b>18.4</b>	<b>82</b>	<b>276</b>	<b>.297</b>	<b>41</b>	<b>157</b>	<b>.261</b>	<b>30</b>	<b>55</b>	<b>.545</b>	<b>30</b>	<b>91</b>	<b>121</b>	<b>2.3</b>	<b>73</b>	<b>1</b>	<b>82</b>	<b>71</b>	<b>8</b>	<b>21</b>	<b>235</b>	<b>4.5</b>



# INDIA FARMER

**6-0**  
**Freshman**  
**Forward**  
**North Myrtle Beach, S.C.**  
**North Myrtle Beach**

# #0

### Miscellaneous Stats

	Season	Career
Double-Double	0	0
10+ Points	0	0
10+ Rebounds	0	0
5+ Blocks	0	0
Tm-High Pts.	0	0
Tm-High Rebs.	0	0

- Has played in nine games
- Netted first career SEC points with a late 3 against Alabama (Jan. 19)
- Scored her first career points on a 3-pointer against NC Central (Dec. 2), also snagging three rebounds in her 11 minutes of play

### 2013-14 Game-by-Game

Opponent	Date	GS	MIN	FG-A	3FG-A	FTA	Reb	PF	A	TO	B	S	TP
Chas. Sthrn.	11/08	6	0-0	0-0	0-0	0-0-0	0	0	0	0	0	0	0
LA Tech	11/10	1	0-0	0-0	0-0	0-0-0	0	0	0	0	0	0	0
CofC	11/14	5	0-0	0-0	0-0	0-0-0	1	0	0	0	0	0	0
Seton Hall	11/17					— DNP (Coach's Decision)	—						
at Clemson	11/20	1	0-0	0-0	0-0	0-0-0	0	0	0	0	0	0	0
at San Diego State	11/23					— DNP (Coach's Decision)	—						
at USC	11/25					— DNP (Coach's Decision)	—						
NC Central	12/02	11	1-3	1-2	0-0	1-2-3	1	0	0	0	0	0	3
at Charlotte	12/08					— DNP (Coach's Decision)	—						
vs. N. Carolina	12/18					— DNP (Coach's Decision)	—						
Winthrop	12/20					— DNP (Coach's Decision)	—						
SC State	12/22	5	0-2	0-0	0-0	1-0-1	0	0	0	0	0	0	0
Savannah St.	12/28	4	0-0	0-0	0-0	0-0-0	0	0	0	1	0	0	0
at Arkansas*	01/02					— DNP (Coach's Decision)	—						
Vanderbilt*	01/05					— DNP (Coach's Decision)	—						
Kentucky*	01/09					— DNP (Coach's Decision)	—						
at Auburn*	01/12					— DNP (Coach's Decision)	—						
at Texas A&M*	01/16					— DNP (Coach's Decision)	—						
Alabama*	01/19	1	1-1	1-1	0-0	0-0-0	1	0	0	0	0	0	3
at Vanderbilt*	01/26					— DNP (Coach's Decision)	—						
Ole Miss*	01/30	2	0-1	0-1	0-0	0-0-0	1	0	0	0	0	0	0
Missouri*	02/02												
at Miss. State*	02/06												
Arkansas*	02/09												
at LSU*	02/16												
at Kentucky*	02/20												
Florida*	02/23												
Georgia*	02/27												
at Tennessee*	03/02												

### Career Highs – All Games

**Pts** .....3, 2x, last vs. Alabama, 1/19/14  
**FG** .....1, 2x, last vs. Alabama, 1/19/14  
**FGA**..... 3 vs. NC Central, 12/2/13  
**FG %**... 1.00 (1-1) vs. Alabama, 1/19/14  
**3FG** ...1, 2x, last vs. Alabama, 1/19/14  
**3FGA**..... 2 vs. NC Central, 12/2/13  
**3FG %** ....1.00 (1-1) vs. Alabama, 1/19/14  
**FT**.....  
**FTA**.....  
**FT %**.....  
**Rebs**..... 3 vs. NC Central, 12/2/13  
**Off Rebs** ..... 1, 2x, last vs. SC State, 12/22/13  
**Def Rebs**... 2 vs. NC Central, 12/2/13  
**Blks** .... 1, vs. Savannah State, 12/28/13  
**Stls**.....  
**Assts** .....  
**Min**..... 11 vs. NC Central, 12/2/13

### Season Highs – All Games

**Pts** ..... 3, 2x, last vs. Alabama, 1/19  
**FG** ..... 1, 2x, last vs. Alabama, 1/19  
**FGA**.....3 vs. NC Central, 12/2  
**FG %**..... 1.00 (1-1) vs. Alabama, 1/19  
**3FG** ..... 1, 2x, last vs. Alabama, 1/19  
**3FGA**.....2 vs. NC Central, 12/2  
**3FG %** .... 1.00 (1-1) vs. Alabama, 1/19  
**FT**.....  
**FTA**.....  
**FT %**.....  
**Rebs**..... 3 vs. NC Central, 12/2/13  
**Off Rebs** ..... 1, 2x, last vs. SC State, 12/22  
**Def Rebs**... 2 vs. NC Central, 12/2/13  
**Blks** ..... 1, vs. Savannah State, 12/28  
**Stls**.....  
**Assts** .....  
**Min**..... 11 vs. NC Central, 12/2/13

### Career Highs – SEC Games

**Pts** ..... 3 vs. Alabama, 1/19/14  
**FG** ..... 1 vs. Alabama, 1/19/14  
**FGA**... 1, 2x, last vs. Ole Miss, 1/30/14  
**FG %**...1.00 (1-1) vs. Alabama, 1/19/14  
**FT**.....  
**FTA**.....  
**FT %**.....  
**Rebs**.....  
**Off Rebs** .....  
**Def Rebs**.....  
**Blks** .....  
**Stls** .....  
**Assts** .....  
**Min**..... 1 vs. Alabama, 1/19/14

### Season Highs – SEC Games

**Pts** .....3 vs. Alabama, 1/19  
**FG** ..... 1 vs. Alabama, 1/19  
**FGA**..... 1, 2x, last vs. Ole Miss, 1/30  
**FG %** ..... 1.00 (1-1) vs. Alabama, 1/19  
**FT**.....  
**FTA**.....  
**FT %**.....  
**Rebs**.....  
**Off Rebs** .....  
**Def Rebs**.....  
**Blks** .....  
**Stls** .....  
**Assts** .....  
**Min**..... 1 vs. Alabama, 1/19

### Career Stats at South Carolina

Year	GP	GS	Min	Avg	FG	FGA	Pct	3FG	FGA	Pct	FT	FTA	Pct	Off	Def	Tot	Avg	PF	FO	A	TO	Blk	Stl	Pts	Avg
2013-14	9	0	36	4.0	2	7	.286	2	4	.500	0	0	—	2	2	4	0.44	4	0	0	0	1	0	6	0.7



# OLIVIA GAINES

**5-7**  
**Junior**  
**Guard**  
**Chester, S.C.**  
**Louisburg College (N.C.)**

# #2

## Miscellaneous Stats

	Season	Career
Double-Double	0	0
10+ Points	0	0
10+ Rebounds	0	0
5+ Assists	1	1
Tm-High Pts.	0	0
Tm-High Assts.	1	1

- Has played in 19 games with one start (vs. Alabama), adding great spark to defensive effort
- Drew her first career start against Alabama (Jan. 19), putting in balanced effort with four points, three assists and three rebounds
- Played huge role in second-half comeback at #25/21 Texas A&M (Jan. 16), providing great pressure on the point guard defensively and draining 3 at the end of the shot clock to cap a 16-2 run that helped cut the 17-point halftime deficit to one with 9:38 to play then hit a long jumper to stave off an Aggies' run three minutes later
- Continued strong play late in non-conference slate with career-high seven points against Savannah State (Dec. 28), including four points and aggressive defense during key 17-5 run late in first half
- Delivered best game of her season against SC State (Dec. 22) with six points, four rebounds and two assists
- Provided great spark defensively in second half against #14/13 North Carolina (Dec. 18), helping key a 14-3 run that brought team within two points after trailing by 12 at the half
- Was solid in 18 minutes against NC Central (Dec. 2), hitting a pair of field goals, pulling down five rebounds and handing out four assists with just one turnover
- Made a statement in her debut with four points, five assists, four rebounds and three steals in 17 minutes against Charleston Southern (Nov. 8)

## 2013-14 Game-by-Game

Opponent	Date	GS	MIN	FG-A	3FG-A	FTA	Reb	PF	A	TO	B	S	TP
Chas. Sthrn.	11/08	17	2-3	0-0	0-0	2-2-4	0	5	1	1	3	4	
LA Tech	11/10	9	1-2	0-0	0-1	3-1-4	1	3	1	1	0	2	
CofC	11/14	11	0-1	0-0	2-2	0-1-1	1	0	1	0	1	2	
Seton Hall	11/17	5	0-0	0-0	0-1-1	2	1	0	0	0	0	0	
at Clemson	11/20	— DNP (Coach's Decision) —											
at San Diego State	11/23	5	0-0	0-0	1-2	1-0-1	0	1	0	0	1	1	
at USC	11/25	— DNP (Coach's Decision) —											
NC Central	12/02	18	2-3	0-1	0-0	1-4-5	1	4	1	0	1	4	
at Charlotte	12/08	4	0-0	0-0	0-0	0-1-1	1	0	0	0	0	0	
vs. N. Carolina	12/18	11	1-2	0-0	0-0	0-1-1	1	2	1	0	0	2	
Winthrop	12/20	13	0-1	0-0	2-2	0-1-1	3	1	0	0	0	2	
SC State	12/22	18	2-2	0-0	2-2	1-3-4	0	2	1	0	1	6	
Savannah St.	12/28	19	3-5	0-0	1-2	0-0-0	4	1	2	0	1	7	
at Arkansas*	01/02	12	0-1	0-0	1-2	0-1-1	0	1	0	0	1	1	
Vanderbilt*	01/05	14	0-0	0-0	2-2	0-1-1	1	2	1	0	1	2	
Kentucky*	01/09	2	1-1	0-0	0-0	0-0-0	1	0	0	0	0	2	
at Auburn*	01/12	5	0-0	0-0	1-2	0-0-0	2	0	0	0	0	1	
at Texas A&M*	01/16	9	2-2	1-1	0-0	0-2-2	1	0	0	0	1	5	
Alabama*	01/19	*	23	2-5	0-0	0-0	1-2-3	1	3	3	0	4	
at Vanderbilt*	01/26	15	1-3	0-0	0-0	1-0-1	0	0	0	0	0	2	
Ole Miss*	01/30	10	0-2	0-0	1-2	0-1-1	2	0	0	0	0	1	
Missouri*	02/02												
at Miss. State*	02/06												
Arkansas*	02/09												
at LSU*	02/16												
at Kentucky*	02/20												
Florida*	02/23												
Georgia*	02/27												
at Tennessee*	03/02												

## Career Highs – All Games

**Pts** ..... 7 vs. Savannah St., 12/28/13  
**FG** ..... 3 vs. Savannah St., 12/28/13  
**FGA**.... 5, 2x, last vs. Alabama, 1/19/14  
**FG %** ..... 1.00 (2-2), vs. SC State, 12/22/13  
**3FG** ..... 1 at Texas A&M, 1/16/14  
**3FGA**.... 1, 2x, last at Texas A&M, 1/16/14  
**3FG %** .. 1.00 (1-1) at Texas A&M, 1/16/14  
**FT**..... 2, 4x, last vs. Vanderbilt, 1/5/14  
**FTA**..... 2, 9x, last vs. Ole Miss, 1/30/14  
**FT %** ..... 1.00 (2-2), 4x, last vs. Vanderbilt, 1/5/14  
**Rebs**..... 5 vs. NC Central, 12/2/13  
**Off Rebs**..... 3 vs. La Tech, 11/10/13  
**Def Rebs**.... 4 vs. NC Central, 12/2/13  
**Blks** .. 1, 2x, last vs. LA Tech, 11/10/13  
**Stls**..... 3 vs. Chas. Southern, 11/8/13  
**Assts** ..... 5 vs. Chas. Southern, 11/8/13  
**Min**..... 23 vs. Alabama, 1/19/14

## Season Highs – All Games

**Pts** ..... 7 vs. Savannah St., 12/28  
**FG** ..... 3 vs. Savannah St., 12/28  
**FGA**..... 5, 2x, last vs. Alabama, 1/19  
**FG %** ..... 1.00 (2-2), vs. SC State, 12/22  
**3FG** ..... 1 at Texas A&M, 1/16  
**3FGA**... 1, 2x, last at Texas A&M, 1/16  
**3FG %** ..... 1.00 (1-1) at Texas A&M, 1/16  
**FT**..... 2, 4x last vs. Vanderbilt, 1/5  
**FTA**..... 2, 9x, last vs. Ole Miss, 1/30  
**FT %** ..... 1.00 (2-2), 4x, last vs. Vanderbilt, 1/5  
**Rebs**..... 5 vs. NC Central, 12/2  
**Off Rebs**..... 3 vs. La Tech, 11/10  
**Def Rebs**..... 4 vs. NC Central, 12/2  
**Blks** ..... 1, 2x, last vs. LA Tech, 11/10  
**Stls**..... 3 vs. Chas. Southern, 11/8  
**Assts** ..... 5 vs. Chas. Southern, 11/8  
**Min**..... 23 vs. Alabama, 1/19

## Career Highs – SEC Games

**Pts** ..... 5 at Texas A&M, 1/16/14  
**FG** ..... 2, 2x, last vs. Alabama, 1/19/14  
**FGA**..... 5 vs. Alabama, 1/19/14  
**FG %** .... 1.00 (2-2) at Texas A&M, 1/16/14  
**3FG** ..... 1 at Texas A&M, 1/16/14  
**3FGA**..... 1 at Texas A&M, 1/16/14  
**3FG %** .. 1.00 (1-1) at Texas A&M, 1/16/14  
**FT**..... 2 vs. Vanderbilt, 1/5/14  
**FTA**..... 2, 4x, last vs. Ole Miss, 1/30/14  
**FT %** ..... 1.00 (2-2), vs. Vanderbilt, 1/5/14  
**Rebs**..... 3 vs. Alabama, 1/19/14  
**Off Rebs**.. 1, 2x, last at Vandy, 1/26/14  
**Def Rebs**... 2, 2x, last vs. Ala., 1/19/14  
**Blks** .....  
**Stls**..... 1, 4x, last vs. Alabama, 1/19/14  
**Assts** ..... 3 vs. Alabama, 1/19/14  
**Min**..... 23 vs. Alabama, 1/19/14

## Season Highs – SEC Games

**Pts** ..... 5 at Texas A&M, 1/16  
**FG** ..... 2, 2x, last vs. Alabama, 1/19  
**FGA**..... 5 vs. Alabama, 1/19  
**FG %** .. 1.00 (2-2) at Texas A&M, 1/16  
**3FG** ..... 1 at Texas A&M, 1/16  
**3FGA**..... 1 at Texas A&M, 1/16  
**3FG %** ... 1.00 (1-1) at Texas A&M, 1/16  
**FT**..... 2 vs. Vanderbilt, 1/5  
**FTA**..... 2, 4x, last vs. Ole Miss, 1/30  
**FT %** ... 1.00 (2-2), vs. Vanderbilt, 1/5  
**Rebs**..... 3 vs. Alabama, 1/19  
**Off Rebs** ..... 1, 2x, last at Vandy, 1/26  
**Def Rebs**..... 2, 2x, last vs. Alabama, 1/19  
**Blks** .....  
**Stls**..... 1, 4x, last vs. Alabama, 1/19  
**Assts** ..... 3 vs. Alabama, 1/19  
**Min**..... 23 vs. Alabama, 1/19

## Career Stats at South Carolina

Year	GP	GS	Min	Avg	FG	FGA	Pct	3FG	FGA	Pct	FT	FTA	Pct	Off	Def	Tot	Avg	PF	FO	A	TO	Blk	Stl	Pts	Avg
2013-14	19	1	220	11.6	17	33	.515	1	2	.500	13	19	.684	10	22	32	1.6	22	0	26	12	2	12	48	2.5





# ELEM IBIAM

**6-4  
Junior  
Center  
Fayetteville, Ga.  
Fayette County**

# #33

## Miscellaneous Stats

	Season	Career
Double-Double	0	1
10+ Points	11	18
10+ Rebounds	1	3
5+ Blocks	3	5
Tm-High Pts.	3	5
Tm-High Rebs.	4	11

- Has started all 21 games this season
- Leads the SEC and ranks 28th in the nation with 2.1 blocks per game ... Has nine games of three or more blocks
- Has 53 blocks on the season, which is tied for fifth in school history in a single-season and leaves her just seven shy of Lakesha Tolliver's school-record 60 (2006-07)
- Has led the team in scoring three times (Seton Hall, at Charlotte, Alabama)
- Has led the team in rebounding four times (Seton Hall, at Charlotte, SC State, at Vanderbilt)
- Became just ninth Gamecock all-time to reach 100 career blocks with her five against Ole Miss (Jan. 30)
- Dominated first half at Vanderbilt (Jan. 26) helping team to halftime lead while three other starters sat with two fouls, posting eight points and six rebounds in opening period
- Scored nine points in each half against Alabama (Jan. 19) to lead the team in scoring with 18 points in just 21 minutes
- Pulled down a career-high 12 rebounds at Texas A&M (Jan. 16)
- Tied the Gamecock record for blocks in an SEC game and for fourth in Colonial Life Arena history with six against #9/10 Kentucky (Jan. 9), including four in second half,
- Scored seven straight points during Gamecocks 10-minute run in first half against Vanderbilt (Jan. 5) that turned two-point deficit into 11-point halftime lead
- Was great on the glass in second half against Winthrop (Dec. 20), grabbing seven of her team-high nine in the second period to help hold off rally
- Anchored the paint against #14/13 North Carolina (Dec. 18), shooting 7-of-10 from the field and blocking four shots
- Matched her career high with 19 points at Charlotte (Dec. 8), dominating first half with 10 points and six (of her nine total) rebounds
- Scored seven of her 11 points and grabbed six of her eight rebounds against Louisiana Tech (Nov. 10) in the first 10 minutes of the second half
- Tied for fourth-best perfect shooting night in Colonial Life Arena history, going 7-of-7 from the field against Charleston Southern (Nov. 8)
- Matched her career high and third in Colonial Life Arena history with five blocks against Charleston Southern (Nov. 8)

## 2013-14 Game-by-Game

Opponent	Date	GS	MIN	FG-A	3FG-A	FTA	Reb	PF	A	TO	B	S	TP
Chas. Sthrn.	11/08	*	20	7-7	0-0	3-5	1-5-6	0	0	1	5	2	17
LA Tech	11/10	*	24	3-6	0-0	5-10	2-6-8	5	1	3	3	1	11
CofC	11/14	*	23	5-8	0-0	2-5	2-4-6	2	0	0	3	1	12
Seton Hall	11/17	*	29	5-10	0-0	8-9	1-7-8	2	0	2	3	0	18
at Clemson	11/20	*	25	5-6	0-0	0-0	3-3-6	2	1	0	1	1	10
at San Diego State	11/23	*	21	2-3	0-0	1-2	1-3-4	3	1	1	1	1	5
at USC	11/25	*	19	2-5	0-0	0-0	2-3-5	5	1	2	2	0	4
NC Central	12/02	*	20	0-1	0-0	2-2	0-3-3	2	0	1	1	0	2
at Charlotte	12/08	*	30	7-14	0-0	5-7	2-7-9	2	0	1	3	1	19
vs. N. Carolina	12/18	*	33	7-10	0-0	0-0	3-2-5	4	1	1	4	2	14
Winthrop	12/20	*	32	6-12	0-0	0-0	2-7-9	2	0	1	3	0	12
SC State	12/22	*	25	4-10	0-0	1-2	5-4-9	1	1	2	1	1	9
Savannah St.	12/28	*	18	1-7	0-0	3-4	3-6-9	3	0	0	1	1	5
at Arkansas*	01/02	*	15	1-4	0-0	2-2	1-3-4	4	0	1	1	0	4
Vanderbilt*	01/05	*	20	3-4	0-0	5-6	2-6-8	4	0	2	2	0	11
Kentucky*	01/09	*	16	4-8	0-0	1-1	0-4-4	4	0	1	6	0	9
at Auburn*	01/12	*	24	2-3	0-0	0-0	1-2-3	2	0	1	1	0	4
at Texas A&M*	01/16	*	34	2-6	0-0	0-2	2-10-12	2	2	3	4	0	4
Alabama*	01/19	*	21	7-11	0-0	4-4	2-5-7	3	1	0	2	0	18
at Vanderbilt*	01/26	*	32	4-8	0-0	2-2	1-8-9	4	0	3	1	0	10
Ole Miss*	01/30	*	18	6-7	0-0	2-2	2-6-8	5	0	2	5	0	14
Missouri*	02/02												
at Miss. State*	02/06												
Arkansas*	02/09												
at LSU*	02/16												
at Kentucky*	02/20												
Florida*	02/23												
Georgia*	02/27												
at Tennessee*	03/02												

## Career Highs – All Games

**Pts** ... 19, 2x, last at Charlotte, 12/8/13  
**FG** ..... 8 vs. Alabama, 3/7/13  
**FGA** ..... 14 at Charlotte, 12/8/13  
**FG %** ..... 1.00 (7-7) vs. CSU, 11/8/13  
**FT** ..... 8 vs. Seton Hall, 11/17/13  
**FTA** ..... 10 vs. LA Tech, 11/10/13  
**FT %** ... 1.00 (4-4), vs. Alabama, 1/19/14  
**Rebs** ..... 12 at Texas A&M, 1/16/14  
**Off Rebs** ..... 6 vs. Elon, 11/9/12  
**Def Rebs** ... 10 at Texas A&M, 1/16/14  
**Blks** ..... 6 vs. Kentucky, 1/9/14  
**Stls** ... 2, 4x, last vs. N. Carolina, 12/18/13  
**Assts** .. 3 vs. South Dakota St., 3/23/13  
**Min** ..... 34 at Texas A&M, 1/16/14

## Season Highs – All Games

**Pts** ..... 19 at Charlotte, 12/8  
**FG** ..... 7, 4x, last vs Alabama, 1/19  
**FGA** ..... 14 at Charlotte, 12/8  
**FG %** ..... 1.00 (7-7) vs. CSU, 11/8  
**FT** ..... 8 vs. Seton Hall, 11/17  
**FTA** ..... 10 vs. LA Tech, 11/10  
**FT %** ..... 1.00 (4-4) vs. Alabama, 1/19  
**Rebs** ..... 12 at Texas A&M, 1/16  
**Off Rebs** ..... 5, vs. SC State, 12/22  
**Def Rebs** ..... 10 at Texas A&M, 1/16  
**Blks** ..... 6 vs. Kentucky, 1/9  
**Stls** ..... 2, 2x, last vs. N. Carolina, 12/18  
**Assts** ..... 2 at Texas A&M, 1/16  
**Min** ..... 34 at Texas A&M, 1/16

## Career Highs – SEC Games

**Pts** ..... 18 vs. Alabama, 1/19/14  
**FG** ..... 7 vs. Alabama, 1/19/14  
**FGA** ..... 11 vs. Alabama, 1/19/14  
**FG %** ... .857 (6-7), 2x, last vs. Ole Miss, 1/30/14  
**FT** ..... 5, 2x, last vs. Vanderbilt, 1/5/14  
**FTA** ..... 8 vs. Mississippi State, 2/24/13  
**FT %** .. 1.00 (4-4) vs. Alabama, 1/19/14  
**Rebs** ..... 12 at Texas A&M, 1/16/14  
**Off Rebs** ..... 4, 2x, last vs. Ky., 1/24/13  
**Def Rebs** ... 10 at Texas A&M, 1/16/14  
**Blks** ..... 6 vs. Kentucky, 1/9/14  
**Stls** ..... 1, 4x, last vs. Florida, 3/3/13  
**Assts** ..... 2 at Texas A&M, 1/16/14  
**Min** ..... 34 at Texas A&M, 1/16/14

## Season Highs – SEC Games

**Pts** ..... 18 vs. Alabama, 1/19  
**FG** ..... 7 vs. Alabama, 1/19  
**FGA** ..... 11 vs. Alabama, 1/19  
**FG %** ... .857 (6-7), vs. Ole Miss, 1/30  
**FT** ..... 5 vs. Vanderbilt, 1/5  
**FTA** ..... 6 vs. Vanderbilt, 1/5  
**FT %** ..... 1.00 (4-4) vs. Alabama, 1/19  
**Rebs** ..... 12 at Texas A&M, 1/16  
**Off Rebs** ..... 2, 4x, last vs. Ole Miss, 1/30  
**Def Rebs** ..... 10 at Texas A&M, 1/16  
**Blks** ..... 6 vs. Kentucky, 1/9  
**Stls** ..... 1 vs. Florida, 3/3/13  
**Assts** ..... 2 at Texas A&M, 1/16  
**Min** ..... 34 at Texas A&M, 1/16

## Career Stats at South Carolina

Year	GP	GS	Min	Avg	FG	FGA	Pct	3FG	FGA	Pct	FT	FIA	Pct	Off	Def	Tot	Avg	PF	FO	A	TO	Blk	Stl	Pts	Avg
2011-12	25	0	197	7.9	26	59	.441	0	1	.000	22	35	.629	34	40	74	3.0	33	0	4	16	17	2	74	3.0
2012-13	30	0	472	15.7	64	131	.489	0	0	—	32	64	.500	52	83	135	4.5	48	1	8	20	30	11	160	5.3
2013-14	21	21	499	23.8	83	150	.553	0	0	—	46	65	.708	38	104	142	6.7	61	3	9	28	53	11	212	10.1
<b>Career Totals</b>	<b>76</b>	<b>21</b>	<b>1168</b>	<b>15.4</b>	<b>173</b>	<b>340</b>	<b>.509</b>	<b>0</b>	<b>1</b>	<b>.000</b>	<b>100</b>	<b>164</b>	<b>.610</b>	<b>124</b>	<b>227</b>	<b>351</b>	<b>4.6</b>	<b>142</b>	<b>4</b>	<b>21</b>	<b>64</b>	<b>100</b>	<b>24</b>	<b>446</b>	<b>5.9</b>



# TIFFANY MITCHELL

**5-9**  
**Sophomore**  
**Guard**  
**Charlotte, N.C.**  
**Providence Day**

# #25

## Miscellaneous Stats

	Season	Career
Double-Double	1	3
20+ Points	2	3
10+ Points	18	32
10+ Rebounds	1	6
5+ Assists	5	5
5+ Steals	4	5
Tm-High Pts.	8	15
Tm-High Rebs.	0	6
Tm-High Assts.	10	12

- Ranks 10th in the SEC in scoring, 3rd in FG percentage, 4th in steals (2.5), 11th in assists (3.7) and assist-to-turnover ratio (1.4) ... in conference games is 8th in league in scoring (15.6 ppg), 4th in FG percentage (.518)
- Has led the team in scoring eight times (at USC, NC Central, Winthrop, Savannah St., at Ark., Ky., at Auburn, at Vanderbilt)
- Has led the team in assists 10 times (at Clemson, at San Diego St., at USC, at Charlotte, Winthrop, SC State, at Texas A&M, Alabama, at Vanderbilt, Ole Miss)
- Matched career high with eight assists against Ole Miss (Jan. 30)
- Scored four straight points, including layup off her fourth steal of the game, with under minute to play to key win at #16/19 Vanderbilt (Jan. 26)
- Matched her career high with eight assists against Alabama (Jan. 19), seven of which came in the first half as Gamecocks established significant halftime lead
- Scored five points in final 20 seconds at #25/21 Texas A&M (Jan. 16) to send game to overtime, during which she added four points in bid for victory
- Swiped career-high six steals at Auburn (Jan. 12) and scored six of her 18 points during an 8-0 run after Tigers cut lead to three with five minutes to play
- Sank 4-of-4 free throws in final two minutes to ice win over Vanderbilt (Jan. 5), finishing with 19 points
- Grabbed two defensive rebounds and hit 4-of-4 free throws in final 30 seconds to secure win at Arkansas (Jan. 2) en route to first double-double of the season
- Netted 12 of her 18 points against Savannah State (Dec. 28) at free throw line, scoring seven points during key 17-5 run late in first half
- Key element in holding off second-half charge from Winthrop (Dec. 20), scoring 12 points in second half en route to her total of 20, which included a career-high four 3s
- Scored 16 of her 18 points against #14/13 North Carolina (Dec. 18) in second half, highlighted by four during a 14-3 run that included a layup after stealing an inbound pass under the basket to bring team within two after trailing by 12 at half, and team's lone 3-pointer to pull within four with 4:23 to play
- Recorded 11 of her 15 points at Charlotte (Dec. 8) in the first half to keep Gamecocks just ahead of upset-minded 49ers
- Scored 12 of her 17 points at San Diego State in the second half, while handing out six of her career-high nine assists in the final 20 minutes as well

## 2013-14 Game-by-Game

Opponent	Date	GS	MIN	FG-A	3FG-A	FTA	Reb	PF	A	TO	B	S	TP
Chas. Sthrn.	11/08	*	21	6-10	0-0	0-0	1-0-1	0	1	0	0	5	12
LA Tech	11/10	*	27	4-9	1-4	1-3	0-4-4	1	3	2	0	1	10
CofC	11/14	*	26	3-7	2-3	3-7	3-5-8	1	1	2	0	0	11
Seton Hall	11/17	*	36	5-10	2-3	3-6	1-2-3	2	4	1	0	1	15
at Clemson	11/20	*	28	6-10	2-4	0-0	2-4-6	0	5	4	0	2	14
at San Diego State	11/23	*	26	6-10	1-2	4-5	1-2-3	2	9	1	0	3	17
at USC	11/25	*	34	6-9	0-1	10-13	3-3-6	3	4	6	0	5	22
NC Central	12/02	*	14	7-9	2-3	3-4	1-2-3	1	1	1	0	3	19
at Charlotte	12/08	*	36	4-9	0-2	7-7	1-2-3	0	4	3	0	3	15
vs. N. Carolina	12/18	*	34	4-13	1-2	9-10	2-3-5	3	1	3	0	2	18
Winthrop	12/20	*	34	7-9	4-5	2-5	0-1-1	3	7	6	0	1	20
SC State	12/22	*	31	2-8	1-3	0-0	4-5-9	0	4	1	0	1	5
Savannah St.	12/28	*	27	3-5	0-1	12-16	0-7-7	0	4	3	0	5	18
at Arkansas*	01/02	*	35	5-10	0-0	6-8	3-8-11	4	1	3	0	1	16
Vanderbilt*	01/05	*	36	6-9	2-2	5-6	0-4-4	4	4	1	1	3	19
Kentucky*	01/09	*	39	5-11	0-1	7-8	0-7-7	2	3	2	2	2	17
at Auburn*	01/12	*	35	6-13	1-2	5-5	0-2-2	3	1	7	0	6	18
at Texas A&M*	01/16	*	38	8-11	2-2	1-2	1-7-8	4	1	4	0	0	19
Alabama*	01/19	*	30	2-8	1-2	2-2	0-6-6	0	8	1	2	1	7
at Vanderbilt*	01/26	*	36	7-12	0-0	0-0	1-6-7	4	3	3	1	4	14
Ole Miss*	01/30	*	30	4-9	1-2	6-6	0-3-3	1	8	0	1	2	15
Missouri*	02/02												
at Miss. State*	02/06												
Arkansas*	02/09												
at LSU*	02/16												
at Kentucky*	02/20												
Florida*	02/23												
Georgia*	02/27												
at Tennessee*	03/02												

## Career Highs – All Games

**Pts** ..... 22 at USC, 11/25/13  
**FG** .... 8, 2x, last at Texas A&M, 1/16/14  
**FGA**..... 17 vs. Tennessee, 1/3/13  
**3FG** ..... 4 vs. Winthrop, 12/20/13  
**3FGA**..... 5 vs. Winthrop, 12/20/13  
**FT**..... 12 vs. Savannah St., 12/28/13  
**FTA**..... 16 vs. Savannah St., 12/28/13  
**FT %** ... 1.00 (7-7), at Charlotte, 12/8/13  
**Rebs**..... 11, 5x, last at Arkansas, 1/2/14  
**Off Rebs**..... 6 at Florida, 1/20/13  
**Def Rebs**..... 8, 3x, last at Arkansas, 1/2/14  
**Blks** .... 2, 2x, last vs. Alabama, 1/19/14  
**Stls**..... 6 at Auburn, 1/12/14  
**Assts** .... 9 at San Diego State, 11/23/13  
**Min**..... 39 vs. Kentucky, 1/9/14

## Season Highs – All Games

**Pts** ..... 22 at USC, 11/25  
**FG** ..... 8 at Texas A&M, 1/16  
**FGA**..... 13, 2x, last at Auburn, 1/12  
**3FG** ..... 4 vs Winthrop, 12/20  
**3FGA**..... 5 vs. Winthrop, 12/20  
**FT**..... 12 vs. Savannah St., 12/28  
**FTA**..... 16 vs. Savannah St., 12/28  
**FT %**..... 1.00 (7-7), at Charlotte, 12/8  
**Rebs**..... 11 at Arkansas, 1/2  
**Off Rebs**..... 4 vs. SC State, 12/22  
**Def Rebs**..... 8 at Arkansas, 1/2  
**Blks** ..... 2, 2x, last vs. Alabama, 1/19  
**Stls**..... 6 at Auburn, 1/12  
**Assts** ..... 9 at San Diego State, 11/23  
**Min**..... 39 vs. Kentucky, 1/9

## Career – SEC Games

**Pts** .... 19, 2x, last at Texas A&M, 1/16/14  
**FG** ..... 8 at Texas A&M, 1/16/14  
**FGA**..... 17 vs. Tennessee, 1/3/13  
**3FG** ..... 2, 3x, last at TAMU, 1/16/14  
**3FGA**..... 3, 4x, last at TAMU, 1/16/14  
**FT**..... 7 vs. Kentucky, 1/9/14  
**FTA**..... 10, 2x, last at Arkansas, 1/2/14  
**FT %** ... 1.00 (6-6), vs. Ole Miss, 1/30/14  
**Rebs**..... 11, 2x, last at Arkansas, 1/2/14  
**Off Rebs** ..... 6 at Florida, 1/20/13  
**Def Rebs**..... 8 at Arkansas, 1/2/14  
**Blks** .... 2, 2x, last vs. Alabama, 1/19/14  
**Stls**..... 6 at Auburn, 1/12/14  
**Assts** .. 8, 2x, last vs. Ole Miss, 1/30/14  
**Min**..... 39 vs. Kentucky, 1/9/14

## Season Highs – SEC Games

**Pts** .... 19, 2x, last at Texas A&M, 1/16  
**FG** ..... 8 at Texas A&M, 1/16  
**FGA**..... 13 at Auburn, 1/12  
**3FG** ..... 2, 2x, last at Texas A&M, 1/16  
**3FGA**..... 2, 5x, last vs. Ole Miss, 1/30  
**FT**..... 7 vs. Kentucky, 1/9  
**FTA**..... 10 at Arkansas, 1/2  
**FT %** ... 1.00 (6-6), vs. Ole Miss, 1/30  
**Rebs**..... 11 at Arkansas, 1/2  
**Off Rebs** ..... 3 at Arkansas, 1/2  
**Def Rebs**..... 8 at Arkansas, 1/2  
**Blks** ..... 2, 2x, last vs. Alabama, 1/19  
**Stls**..... 6 at Auburn, 1/12  
**Assts** ..... 8, 2x, last vs. Ole Miss, 1/30  
**Min**..... 39 vs. Kentucky, 1/9

## Career Stats at South Carolina

Year	GP	GS	Min	Avg	FG	FGA	Pct	3FG	FGA	Pct	FT	FTA	Pct	Off	Def	Tot	Avg	PF	FO	A	TO	Blk	Stl	Pts	Avg
2012-13	33	30	927	28.1	107	282	.379	22	60	.367	68	111	.613	60	109	169	5.1	64	1	43	82	4	44	304	9.2
2013-14	21	21	653	31.1	106	201	.527	23	44	.523	86	113	.761	24	83	107	5.1	38	0	77	54	7	51	321	15.3
<b>Career Totals</b>	<b>54</b>	<b>51</b>	<b>1580</b>	<b>29.3</b>	<b>213</b>	<b>483</b>	<b>.441</b>	<b>45</b>	<b>104</b>	<b>.433</b>	<b>154</b>	<b>224</b>	<b>.688</b>	<b>84</b>	<b>192</b>	<b>276</b>	<b>5.1</b>	<b>102</b>	<b>1</b>	<b>120</b>	<b>136</b>	<b>11</b>	<b>95</b>	<b>625</b>	<b>11.6</b>



# WILKA MONTOUT

**6-3**  
**Senior**  
**Forward**  
**Cayenne, French Guiana, France**  
**Northeasten Oklahoma A&M**

# #12

### Miscellaneous Stats

	Season	Career
Double-Double	0	0
10+ Points	0	2
10+ Rebounds	0	0
5+ Blocks	0	0
Tm-High Pts.	0	0
Tm-High Rebs.	0	0

- Has played in 18 games
- Grabbed offensive rebound and hit baseline jumper to keep Gamecocks in front late in first half at Vanderbilt (Jan. 26) despite three starters on bench with foul trouble
- Posted her career SEC high with six points in just nine minutes against Alabama (Jan. 19)
- Saw a season-high 23 minutes against NC Central (Dec. 2)
- Snagged a career-high eight rebounds against College of Charleston (Nov. 14)
- Opened season with seven points on 2-of-4 shooting, including a 3, and blocked two shots against Charleston Southern (Nov. 8)

### 2013-14 Game-by-Game

Opponent	Date	GS	MIN	FG-A	3FG-A	FTA	Reb	PF	A	TO	B	S	TP
Chas. Sthrn.	11/08	21	2-4	1-1	2-5	1-3-4	3	1	2	1	2	1	7
LA Tech	11/10	11	0-0	0-0	0-0	3-0-3	0	0	0	0	0	0	0
CofC	11/14	16	1-6	0-2	0-4	5-3-8	2	0	2	1	0	2	2
Seton Hall	11/17	7	0-0	0-0	0-0	0-0-0	1	1	1	0	0	0	0
at Clemson	11/20	13	0-6	0-0	1-2	2-2-4	0	0	1	0	0	1	1
at San Diego State	11/23	17	1-2	0-1	0-0	0-2-2	3	0	1	0	0	2	2
at USC	11/25	9	0-0	0-0	0-0	0-2-2	0	1	0	0	0	0	0
NC Central	12/02	23	2-6	1-3	0-0	1-0-1	2	1	1	0	0	5	5
at Charlotte	12/08	8	1-2	1-1	0-0	2-0-2	1	0	0	0	0	3	3
vs. N. Carolina	12/18	2	0-1	0-1	0-0	0-1-1	0	0	0	0	0	0	0
Winthrop	12/20	6	1-2	0-1	0-0	2-1-3	0	0	0	0	0	0	0
SC State	12/22	10	1-5	0-0	0-2	3-2-5	0	0	1	1	0	2	2
Savannah St.	12/28	17	0-0	0-0	0-2	0-0-0	2	0	0	0	0	0	0
at Arkansas*	01/02	— DNP (Coach's Decision) —											
Vanderbilt*	01/05	— DNP (Coach's Decision) —											
Kentucky*	01/09	— DNP (Coach's Decision) —											
at Auburn*	01/12	4	0-0	0-0	0-0	0-1-1	1	1	0	0	0	0	0
at Texas A&M*	01/16	4	0-0	0-0	1-2	1-0-1	2	0	1	0	0	1	1
Alabama*	01/19	9	2-2	2-2	0-0	0-1-1	3	0	1	0	0	6	6
at Vanderbilt*	01/26	4	1-1	0-0	2-2	1-0-1	0	0	0	0	0	4	4
Ole Miss*	01/30	13	2-2	0-0	0-0	2-0-2	2	0	0	0	0	4	4
Missouri*	02/02												
at Miss. State*	02/06												
Arkansas*	02/09												
at LSU*	02/16												
at Kentucky*	02/20												
Florida*	02/23												
Georgia*	02/27												
at Tennessee*	03/02												

### Career Highs – All Games

**Pts** ..... 12 vs. Louisiana Tech, 11/12/12  
**FG** ..... 4, 3x, last vs. Furman, 12/9/12  
**FGA**... 13 vs. Savannah State, 11/15/12  
**FG %**..... 1.00 (2-2), 2x, last vs. Ole Miss, 1/30/14  
**3FG**..... 2 vs. Alabama, 1/19/14  
**3FGA**... 3, 4x, last vs. NCCU, 12/2/13  
**3FG %**... 1.00 (2-2) vs. Alabama, 1/19/14  
**FT**..... 3 at LA Tech, 11/12/12  
**FTA**..... 5 vs. Chas. Southern, 11/8/13  
**FT %**.... 1.00 (2-2), 5x, last at Vanderbilt, 1/26/14  
**Rebs**.. 8 vs. C. of Charleston, 11/14/13  
**Off Rebs** .. 5, 2x, last vs. CofC, 11/14/13  
**Def Rebs**.. 3, 3x, last vs. CofC, 11/14/13  
**Blks**... 2, 2x, last vs. Chas. Sthrn., 11/8/13  
**Stls**.... 1, 4x, last vs. Chas. Sthrn., 11/8/13  
**Assts**..... 2, 2x, last vs. Vanderbilt, 1/10/13  
**Min**..... 24 vs. Savannah State, 11/15/12

### Season Highs – All Games

**Pts** ..... 7 vs. Charleston Southern, 11/8  
**FG** ..... 2, 4x, last vs. Ole Miss, 1/30  
**FGA**... 6, 3x, last vs. NC Central, 12/2  
**FG %**..... 1.00 (2-2), 2x, last vs. Ole Miss, 1/30  
**3FG** ..... 2 vs. Alabama, 1/19  
**3FGA**..... 3 vs. NC Central, 12/2  
**3FG %**... 1.00 (2-2) vs. Alabama, 1/19  
**FT**..... 2, 2x, last at Vanderbilt, 1/26  
**FTA**..... 5 vs. Chas. Southern, 11/8  
**FT %**..... 1.00 (2-2), at Vanderbilt, 1/26  
**Rebs**..... 8 vs. C. of Charleston, 11/14  
**Off Rebs** ..... 5 vs. CofC, 11/14  
**Def Rebs**..... 3, 2x, last vs. CofC, 11/14  
**Blks** ... 2 vs. Charleston Southern, 11/8  
**Stls**..... 1 vs. Charleston Southern, 11/8  
**Assts** ..... 1, 5x, last at Auburn, 1/12  
**Min**..... 23 vs. NC Central, 12/2

### Career – SEC Games

**Pts** ..... 6 vs. Alabama, 1/19/14  
**FG** ..... 2, 3x, last vs. Ole Miss, 1/30/14  
**FGA**... 3, 4x, last at Missouri, 2/28/13  
**FG %** ..... 1.00 (2-2), 2x, last vs. Ole Miss, 1/30/14  
**3FG** ..... 1, 2x, last vs. Auburn, 2/3/13  
**3FGA**... 3, 2x, last at Alabama, 2/7/13  
**3FG %**... 1.00 (2-2) vs. Alabama, 1/19/14  
**FT**..... 2, 2x, last at Vanderbilt, 1/26/14  
**FTA** .... 2, 3x, last at Vanderbilt, 1/26/14  
**FT %** .. 1.00 (2-2), 2x, last at Vandy, 1/26/14  
**Rebs**..... 4 at Mississippi State, 1/6/13  
**Off Rebs** ..... 2, 2x, last vs. Ole Miss, 1/30/14  
**Def Rebs**... 3 at Mississippi St., 1/6/13  
**Blks** .... 1, 2x, last at Missouri, 2/28/13  
**Stls**.....  
**Assts** ..... 2 vs. Vanderbilt, 1/10/13  
**Min**..... 15 at Mississippi State, 1/6/13

### Season Highs – SEC Games

**Pts** ..... 6 vs. Alabama, 1/19  
**FG** ..... 2, 2x, last vs. Ole Miss, 1/30  
**FGA**..... 2, 2, last vs. Ole Miss, 1/30  
**FG %** ..... 1.00 (2-2), 2x, last vs. Ole Miss, 1/30  
**3FG** ..... 2 vs. Alabama, 1/19  
**3FGA**..... 2 vs. Alabama, 1/19  
**3FG %**.... 1.00 (2-2) vs. Alabama, 1/19  
**FT**..... 2 at Vanderbilt, 1/26  
**FTA**..... 2, 2x, last at Vanderbilt, 1/26  
**FT %** ..... 1.00 (2-2), at Vanderbilt, 1/26  
**Rebs**..... 2 vs. Ole Miss, 1/30  
**Off Rebs** ..... 2 vs. Ole Miss, 1/30  
**Def Rebs**.. 1, 2x, last vs. Alabama, 1/19  
**Blks** .....  
**Stls**.....  
**Assts** ..... 1 at Auburn, 1/12  
**Min**..... 13 vs. Ole Miss, 1/30

### Career Stats at South Carolina

Year	GP	GS	Min	Avg	FG	FGA	Pct	3FG	FGA	Pct	FT	FTA	Pct	Off	Def	Tot	Avg	PF	FO	A	TO	Blk	Stl	Pts	Avg
2012-13	29	0	293	10.1	26	94	.277	6	32	.188	13	19	.684	27	16	43	1.5	26	0	8	16	7	3	71	2.4
2013-14	18	0	203	11.3	14	39	.359	5	12	.417	6	19	.316	23	18	41	2.3	22	0	5	10	4	1	39	2.2
<b>Career Totals</b>	<b>47</b>	<b>0</b>	<b>496</b>	<b>10.6</b>	<b>40</b>	<b>133</b>	<b>.301</b>	<b>11</b>	<b>44</b>	<b>.250</b>	<b>19</b>	<b>38</b>	<b>.500</b>	<b>50</b>	<b>34</b>	<b>84</b>	<b>1.8</b>	<b>48</b>	<b>0</b>	<b>13</b>	<b>26</b>	<b>11</b>	<b>4</b>	<b>110</b>	<b>2.3</b>



# LeANNA MORRISON

# #21

**5-5**  
**R-Sophomore**  
**Guard**  
**Monck's Corner, S.C.**  
**Charlotte**

### Miscellaneous Stats

	Season	Career
Double-Double	0	0
10+ Points	0	0
10+ Rebounds	0	0
5+ Assists	0	0
Tm-High Pts.	0	0
Tm-High Assts.	0	0

- Has played in 13 games
- Got a season-high 12 minutes against NC Central (Dec. 2), hitting her first career field goal – a 3-pointer in the second half
- Scored her first career points in her fourth game in the Garnet and Black, adding a pair of free throws against Seton Hall (Nov. 17)

### 2013-14 Game-by-Game

Opponent	Date	GS	MIN	FG-A	3FG-A	FTA	Reb	PF	A	TO	B	S	TP
Chas. Sthrn.	11/08	7	0-0	0-0	0-0	0-1-1	1	1	1	0	0	0	0
LA Tech	11/10	1	0-1	0-1	0-0	0-0-0	0	0	0	0	0	0	0
CofC	11/14	6	0-3	0-2	0-0	1-0-1	1	1	0	0	0	0	0
Seton Hall	11/17	2	0-0	0-0	2-2	0-0-0	0	0	0	0	0	1	2
at Clemson	11/20	2	0-0	0-0	0-0	0-0-0	0	0	0	0	0	0	0
at San Diego State	11/23	4	0-1	0-1	0-0	1-0-1	0	1	0	0	0	0	0
at USC	11/25	1	0-0	0-0	0-0	0-0-0	0	0	0	0	0	0	0
NC Central	12/02	12	1-3	1-2	0-0	2-0-2	0	0	0	0	0	0	3
at Charlotte	12/08	1	0-0	0-0	2-4	0-0-0	0	0	0	0	0	0	2
vs. N. Carolina	12/18	— DNP (Coach's Decision) —											
Winthrop	12/20	— DNP (Coach's Decision) —											
SC State	12/22	5	0-1	0-1	0-0	0-1-1	0	0	0	0	0	0	0
Savannah St.	12/28	8	0-0	0-0	1-2	0-2-2	2	0	1	0	0	0	1
at Arkansas*	01/02	— DNP (Coach's Decision) —											
Vanderbilt*	01/05	— DNP (Coach's Decision) —											
Kentucky*	01/09	— DNP (Coach's Decision) —											
at Auburn*	01/12	— DNP (Coach's Decision) —											
at Texas A&M*	01/16	— DNP (Coach's Decision) —											
Alabama*	01/19	2	0-0	0-0	0-0	0-0-0	0	0	0	0	0	0	0
at Vanderbilt*	01/26	— DNP (Coach's Decision) —											
Ole Miss*	01/30	3	0-1	0-1	1-2	0-0-0	3	0	0	0	0	0	1
Missouri*	02/02												
at Miss. State*	02/06												
Arkansas*	02/09												
at LSU*	02/16												
at Kentucky*	02/20												
Florida*	02/23												
Georgia*	02/27												
at Tennessee*	03/02												

### Career Highs – All Games

**Pts** ..... 3 vs. NC Central, 12/2/13  
**FG** ..... 1 vs. NC Central, 12/2/13  
**FGA**..... 3, 2x, last vs. NCCU, 12/2/13  
**FG%** ..... .333 (1-3) vs. NCCU, 12/2/13  
**3FG** ..... 1 vs. NC Central, 12/2/13  
**3FGA**... 2, 2x, last vs. NCCU, 12/2/13  
**3FG%**..... .500 (1-2) vs. NCCU, 12/2/13  
**FT**..... 2, 2x, last at Charlotte, 12/8 /13  
**FTA**..... 4 at Charlotte, 12/8/13  
**FT%**.....1.00 (2-2) vs. Seton Hall, 11/17/13  
**Rebs**.....2, 2x, last vs. Sav. St., 12/28/13  
**Off Rebs**.... 2 vs. NC Central, 12/2/13  
**Def Rebs**..... 2 vs. Savannah St., 12/28/13  
**Stls**..... 1 vs. Seton Hall, 11/17/13  
**Assts**.....1, 3x, last at San Diego St., 11/23/13  
**Min**..... 12 vs. NC Central, 12/2/13

### Season Highs – All Games

**Pts** .....3 vs. NC Central, 12/2  
**FG** .....1 vs. NC Central, 12/2  
**FGA**.... 3, 2x, last vs. NC Central, 12/2  
**FG%** ..... .333 (1-3) vs. NCCU, 12/2  
**3FG** ..... 1 vs. NC Central, 12/2  
**3FGA**.. 2, 2x, last vs. NC Central, 12/2  
**3FG%**... .500 (1-2) vs. NC Central, 12/2  
**FT**.....2, 2x, last at Charlotte, 12/8  
**FTA**.....4 at Charlotte, 12/8  
**FT%**.....1.00 (2-2) vs. Seton Hall, 11/17  
**Rebs**.....2, 2x, last vs. Sav. St., 12/28  
**Off Rebs** .....2 vs. NC Central, 12/2  
**Def Rebs**.....2 vs. Savannah St., 12/28  
**Stls**.....1 vs. Seton Hall, 11/17  
**Assts**..... 1, 3x, last at San Diego St., 11/23  
**Min**.....12 vs. NC Central, 12/2

### Career – SEC Games

**Pts** ..... 1 vs. Ole Miss, 1/30/14  
**FG** .....  
**FGA**..... 1 vs. Ole Miss, 1/30/14  
**FG %** .....  
**3FG** .....  
**3FGA**..... 1 vs. Ole Miss, 1/30/14  
**3FG %** .....  
**FT**..... 1 vs. Ole Miss, 1/30/14  
**FTA**..... 2 vs. Ole Miss, 1/30/14  
**FT %** ..... .500 (1-2), vs. Ole Miss, 1/30/14  
**Rebs** .....  
**Off Rebs** .....  
**Def Rebs**.....  
**Stls** .....  
**Assts** .....  
**Min**..... 3 vs. Ole Miss, 1/30/14

### Season Highs – SEC Games

**Pts** ..... 1 vs. Ole Miss, 1/30  
**FG** .....  
**FGA**..... 1 vs. Ole Miss, 1/30  
**FG %** .....  
**3FG** .....  
**3FGA**..... 1 vs. Ole Miss, 1/30  
**3FG %** .....  
**FT**..... 1 vs. Ole Miss, 1/30  
**FTA**..... 2 vs. Ole Miss, 1/30  
**FT %** ..... .500 (1-2), vs. Ole Miss 1/30  
**Rebs** .....  
**Off Rebs** .....  
**Def Rebs**.....  
**Stls** .....  
**Assts** .....  
**Min**..... 3 vs. Ole Miss, 1/30

### Career Stats at South Carolina

Year	GP	GS	Min	Avg	FG	FGA	Pct	3FG	FGA	Pct	FT	FTA	Pct	Off	Def	Tot	Avg	PF	FO	A	TO	Blk	Stl	Pts	Avg
2013-14	13	0	54	4.2	1	10	.100	1	8	.125	6	10	.600	4	4	8	0.6	7	0	3	2	0	1	9	0.7



# TINA ROY

**5-11**  
**R-Sophomore**  
**Guard**  
**Kaplan, La.**  
**Kaplan**

# #23

## Miscellaneous Stats

	Season	Career
Double-Double	0	0
10+ Points	2	7
5+ Assists	2	2
5+ Steals	0	0
Tm-High Pts.	0	2
Tm-High Assts.	1	2

- Has played in 21 games with one start (at Charlotte)
- Tied her career SEC high with three assists against Alabama (Jan. 19)
- Hit a 3 from the left side to tie game at Auburn (Jan. 12) late in the first half after Gamecocks had trailed by 12 midway through period
- Posted best game of season against #9/10 Kentucky, scoring 11 points – all in her 12 minutes on the court in the first half – including nine during a 21-8 run that turned a one-point deficit at the 10-minute mark into a 10-point halftime lead
- Played a strong all-around game against Vanderbilt (Jan. 5), logging a career-high 31 minutes, including key moments in the second half to handle the Commodores pressure
- Drew her first career start at Charlotte (Dec. 8)
- Made solid contributions against NC Central (Dec. 2) with five assists and a career-high six rebounds
- Found her shooting stroke in two games on the West Coast, including 11 points at USC (Nov. 25) on 3-of-5 accuracy and a pair of 3s at San Diego State (Nov. 23)
- Opened the season with a career-high seven assists against Charleston Southern (Nov.)

## 2013-14 Game-by-Game

Opponent	Date	GS	MIN	FG-A	3FG-A	FTA	Reb	PF	A	TO	B	S	TP
Chas. Sthrn.	11/08		22	2-6	1-4	0-0	0-3-3	0	7	0	0	0	5
LA Tech	11/10		19	1-9	0-4	0-0	0-1-1	1	2	0	0	1	2
CofC	11/14		16	2-10	2-9	0-0	0-0-0	0	2	0	0	0	6
Seton Hall	11/17		12	1-1	1-1	2-2	0-2-2	0	1	1	0	0	5
at Clemson	11/20		15	1-4	0-3	1-1	2-1-3	1	0	2	0	0	3
at San Diego State	11/23		19	2-6	2-4	0-0	0-1-1	0	2	1	1	0	6
at USC	11/25		24	3-5	1-2	4-4	0-3-3	1	0	0	1	0	11
NC Central	12/02		25	1-7	0-4	0-0	1-5-6	0	5	0	0	0	2
at Charlotte	12/08	*	15	0-0	0-0	1-2	1-1-2	2	1	2	1	1	1
vs. N. Carolina	12/18		20	1-5	0-3	0-1	2-2-4	1	0	0	0	0	2
Winthrop	12/20		8	0-1	0-1	0-0	0-0-0	0	0	0	0	0	0
SC State	12/22		20	3-6	1-2	0-0	0-1-1	0	2	0	0	1	7
Savannah St.	12/28		19	1-5	0-1	0-0	0-2-2	1	2	1	0	1	2
at Arkansas*	01/02		6	0-2	0-1	0-0	0-2-2	1	0	0	1	0	0
Vanderbilt*	01/05		31	1-4	1-2	0-0	0-3-3	0	3	0	1	0	3
Kentucky*	01/09		24	5-10	1-3	0-3	0-2-2	0	3	1	0	0	11
at Auburn*	01/12		14	2-4	1-3	2-2	0-1-1	0	1	1	0	1	7
at Texas A&M*	01/16		10	0-4	0-2	1-2	0-1-1	0	0	0	0	0	1
Alabama*	01/19		20	3-9	0-3	0-0	0-2-2	0	3	0	1	0	6
at Vanderbilt*	01/26		10	0-1	0-1	0-0	0-1-1	1	1	2	0	0	0
Ole Miss*	01/30		15	1-2	1-2	0-0	0-1-1	0	2	2	0	0	3
Missouri*	02/02												
at Miss. State*	02/06												
Arkansas*	02/09												
at LSU*	02/16												
at Kentucky*	02/20												
Florida*	02/23												
Georgia*	02/27												
at Tennessee*	03/02												

## Career Highs – All Games

**Pts** ..... 15 vs. Presbyterian, 11/27/11  
**FG** ..... 5, 3x, last, vs. Kentucky, 1/9/13  
**FGA**.....12 vs. Georgia, 3/2/12  
**FG %**..... .667 (2-3) at Florida, 1/8/12  
**3FG** ..... 5 vs. Presbyterian, 11/27/11  
**3FGA**.... 9, 2x, last vs. CofC, 11/14/13  
**3FG %** .600 (3-5) vs. Florida, 2/12/12  
**FT**..... 3 vs. C. of Charleston, 11/23/11  
**FTA**.....4, 3x, last at USC, 11/25/13  
**FT %** ....1.000 (4-4) at USC, 11/25/13  
**Rebs**..... 6 vs. NC Central, 12/2/13  
**Off Rebs** ..... 3 at LSU, 1/12/12  
**Def Rebs**..... 5 vs. NC Central, 12/2/13  
**Stls**..... 2 vs. Presbyterian, 11/27/11  
**Assts** ..... 7 vs. Chas. Southern, 11/8/13  
**Minutes**.....31 vs. Vanderbilt, 1/5/14

## Season Highs – All Games

**Pts** ..... 11, 2x, last vs. Kentucky, 1/9  
**FG** .....5 vs. Kentucky, 1/9  
**FGA**..... 10, 2x, last vs. Kentucky, 1/9  
**FG %**..... .600 (3-5) at USC, 11/25  
**3FG**.... 2, 2x, last at San Diego St., 11/23  
**3FGA**.....9, 2x, last vs. CofC, 11/14  
**3FG %**... .500 (2-4) at San Diego St., 11/23  
**FT**.....4 at USC, 11/25  
**FTA**.....4, 2x, last at USC, 11/25  
**FT %** ..... 1.000 (4-4) at USC, 11/25  
**Rebs**.....6 vs. NC Central, 12/2  
**Off Rebs** .....2 at Clemson, 11/20  
**Def Rebs**.....5 vs. NC Central, 12/2  
**Stls**.....1, 5x, last at Auburn, 1/12  
**Assts** ..... 7 vs. Chas. Southern, 11/8  
**Minutes**..... 31 vs. Vanderbilt, 1/5

## Career – SEC Games

**Pts** .... 11, 2x, last vs. Kentucky, 1/9/14  
**FG** ..... 5 vs. Kentucky, 1/9/14  
**FGA**..... 10, vs. Kentucky, 1/9/14  
**FG %**..... .667 (2-3) at Florida, 1/8/12  
**3FG** .....3 vs. Florida, 2/12/12  
**3FGA**.....7 at LSU, 1/12/12  
**3FG %** ... .600 (3-5) vs. Florida, 2/12/12  
**FT**..... 2, 3x, at Auburn, 1/12/14  
**FTA**.... 3, 3x, last vs. Kentucky, 1/9/14  
**FT %**.... 1.000 (2-2) at Auburn, 1/12/14  
**Rebs**..... 5 at LSU 1/12/12  
**Off Rebs** ..... 3 at LSU, 1/12/12  
**Def Rebs** ..... 3 vs. Vanderbilt, 1/5/14  
**Stls**..... 1, 5x, last at Auburn, 1/12/14  
**Assts** ...3, 3x, last vs. Alabama, 1/19/14  
**Min**.....31 vs. Vanderbilt, 1/5/14

## Season Highs – SEC Games

**Pts** .....11 vs. Kentucky, 1/9  
**FG** .....5 vs. Kentucky, 1/9  
**FGA**.....10 vs. Kentucky, 1/9  
**FG %**... .500 (5-10), vs. Kentucky, 1/9  
**3FG** ..... 1, 4x, last vs. Ole Miss, 1/30  
**3FGA**.....4 vs. Texas A&M, 1/16  
**3FG %**.... .500 (1-2), 2x, last vs. Ole Miss, 1/30  
**FT**..... 2 at Auburn, 1/12  
**FTA**.....3 vs. Kentucky, 1/9  
**FT %** .....1.000 (2-2), at Auburn, 1/12  
**Rebs**..... 3 vs. Vanderbilt, 1/5  
**Off Rebs** .....  
**Def Rebs**..... 3 vs. Vanderbilt, 1/5  
**Stls**..... 1 at Auburn, 1/12  
**Assts** ..... 3, 3x, last vs. Alabama, 1/19  
**Min**..... 31 vs. Vanderbilt, 1/5

## Career Stats at South Carolina

Year	GP	GS	Min	Avg	FG	FGA	Pct	3FG	FGA	Pct	FT	FIA	Pct	Off	Def	Tot	Avg	PF	FO	A	TO	Blk	Stl	Pts	Avg	
2011-12	34	0	383	11.3	53	181	.293	32	127	.252	10	22	.455	20	29	49	1.4	20	0	10	15	1	9	148	4.4	
2012-13	— Did Not Play —																									
2013-14	21	1	364	17.3	30	101	.297	12	55	.218	11	17	.647	6	35	41	1.9	9	0	37	13	6	5	83	4.0	
<b>Career Totals</b>	<b>55</b>	<b>1</b>	<b>747</b>	<b>13.6</b>	<b>83</b>	<b>282</b>	<b>.294</b>	<b>44</b>	<b>182</b>	<b>.242</b>	<b>21</b>	<b>39</b>	<b>.538</b>	<b>26</b>	<b>64</b>	<b>90</b>	<b>1.6</b>	<b>29</b>	<b>0</b>	<b>47</b>	<b>28</b>	<b>7</b>	<b>14</b>	<b>231</b>	<b>4.2</b>	



# KHADIJAH SESSIONS

**5-8**  
**Sophomore**  
**Guard**  
**Myrtle Beach, S.C.**  
**Myrtle Beach**

# #5

## Miscellaneous Stats

	Season	Career
Double-Double	0	0
10+ Points	5	11
5+ Assists	4	4
5+ Steals	0	0
Tm-High Pts.	0	3
Tm-High Assts.	6	9

- Has played in 16 games, starting the first 10 games before missing five with an ankle injury ... Reentered starting lineup at Vanderbilt (Jan. 26)
- Has led team in assists seven times (LA Tech, CofC, Seton Hall, NC Central, at Auburn, at Texas A&M)
- Hit a pair of free throws on a 1-and-1 opportunity to seal win at #16/19 Vanderbilt (Jan. 26)
- Picked up steal after forcing a jump ball with Gamecocks down by three with 15 seconds left at #25/21 Texas A&M (Jan. 16) to set up Tiffany Mitchell's game-tying 3 with six seconds to play
- Logged 28 minutes at Auburn (Jan. 12), the most since returning from injury, hitting a clutch 3 after Tigers had tied game for fourth time with seven minutes to play then iced win with a pair of free throws in final minute
- Returned to the court against #9/10 Kentucky (Jan. 9) for first time since an ankle injury suffered against #14/13 North Carolina (Dec. 18), hitting 3 on her first touch to get the Gamecock offense on track
- Dished out a career-high six assists against NC Central (Dec. 2) in just 20 minutes of action
- Posted her first career five-assist game against LA Tech (Nov. 10)

## 2013-14 Game-by-Game

Opponent	Date	GS	MIN	FG-A	3FG-A	FTA	Reb	PF	A	TO	B	S	TP
Chas. Sthrn.	11/08	*	17	3-6	1-1	3-5	0-2-2	0	3	0	0	2	10
LA Tech	11/10	*	27	3-8	1-4	0-0	1-0-1	1	5	2	0	2	7
CofC	11/14	*	17	0-4	0-2	2-2	0-1-1	2	4	1	0	0	2
Seton Hall	11/17	*	30	6-9	1-4	4-6	0-3-3	2	5	1	0	0	17
at Clemson	11/20	*	32	3-7	2-4	2-3	2-1-3	1	3	1	0	0	10
at San Diego State	11/23	*	30	4-9	2-5	2-3	0-0-0	1	5	1	0	4	12
at USC	11/25	*	37	2-7	1-2	2-4	0-1-1	2	3	4	0	2	7
NC Central	12/02	*	20	2-4	0-1	3-4	0-0-0	1	6	1	0	2	7
at Charlotte	12/08	*	29	2-8	0-2	2-2	1-1-2	3	3	1	0	0	6
vs. N. Carolina	12/18	*	27	1-8	0-3	2-4	0-2-2	1	1	2	0	2	4
Winthrop	12/20												
SC State	12/22												
Savannah St.	12/28												
at Arkansas*	01/02												
Vanderbilt*	01/05												
Kentucky*	01/09		15	1-3	1-2	0-2	0-1-1	1	0	1	0	0	3
at Auburn*	01/12		28	2-4	1-3	4-4	1-0-1	4	3	1	0	0	9
at Texas A&M*	01/16	*	21	0-4	0-0	2-2	0-0-0	2	3	2	0	1	2
Alabama*	01/19		17	1-1	1-1	0-0	0-0-0	1	3	2	0	0	3
at Vanderbilt*	01/26	*	26	2-3	0-0	2-2	1-2-3	4	0	3	0	0	6
Ole Miss*	01/30	*	23	3-5	1-2	4-5	0-2-2	2	3	1	1	1	11
Missouri*	02/02												
at Miss. State*	02/06												
Arkansas*	02/09												
at LSU*	02/16												
at Kentucky*	02/20												
Florida*	02/23												
Georgia*	02/27												
at Tennessee*	03/02												

## Career Highs – All Games

Pts ..... 19 vs. Auburn, 2/3/13  
 FG... 6, 2x, last, vs. Seton Hall, 11/17/13  
 FGA..... 15 at Missouri, 2/28/13  
 FG %... 1.00(1-1) vs. Alabama, 1/19/14  
 3FG ..... 3 at Florida, 1/20/13  
 3FGA... 6, 2x, last at Missouri, 2/28/13  
 3FG %... 1.00(1-1) vs. Alabama, 1/19/14  
 FT..... 8 vs. Auburn, 2/3/13  
 FTA..... 10 at Florida, 1/20/13  
 FT % ..... 1.000 (4-4), 3x, last at Auburn, 1/12/14  
 Rebs..... 5 at Florida, 1/20/13  
 Off Rebs ..... 3 at Missouri, 2/28/13  
 Def Rebs..... 3, 2x, last vs. Seton Hall, 11/17/13  
 Stls.... 4, 2x, last at San Diego St., 11/23/13  
 Assts ..... 6 vs. NC Central, 12/2/13  
 Min..... 37 at USC, 11/25/13

## Season Highs – All Games

Pts ..... 17 vs. Seton Hall, 11/17  
 FG ..... 6, 2x, last, vs. Seton Hall, 11/17  
 FGA... 9, 2x, last at San Diego St., 11/23  
 FG %..... 1.00(1-1) vs. Alabama, 1/19  
 3FG.... 2, 2x, last at San Diego St., 11/23  
 3FGA..... 5 at San Diego St., 11/23  
 3FG %.... 1.00(1-1) vs. Alabama, 1/19  
 FT..... 4, 3x, last at Ole Miss, 1/30  
 FTA..... 6 vs. Seton Hall, 11/17  
 FT % ..... 1.000 (4-4), at Auburn, 1/12  
 Rebs..... 3, 3x, last at Vanderbilt, 1/26  
 Off Rebs ..... 2 at Clemson, 11/20  
 Def Rebs..... 3, 2x, last vs. Seton Hall, 11/17  
 Stls..... 4 at San Diego State, 11/23  
 Assts ..... 6 vs. NC Central, 12/2  
 Min..... 37 at USC, 11/25

## Career – SEC Games

Pts ..... 19 vs. Auburn, 2/3/13  
 FG..... 6 at Missouri, 2/28/13  
 FGA..... 15 at Missouri, 2/28/13  
 FG %.. 1.00(1-1) vs. Alabama, 1/19/14  
 3FG ..... 3 at Florida, 1/20/13  
 3FGA.... 6, 2x, last at Missouri, 2/28/13  
 3FG %... 1.00(1-1) vs. Alabama, 1/19/14  
 FT..... 8 vs. Auburn, 2/3/13  
 FTA..... 10 at Florida, 1/20/13  
 FT % ..... 1.00 (4-4), 3x, last, at Auburn, 1/12/14  
 Rebs..... 5 at Florida, 1/20/13  
 Off Rebs ..... 3 at Missouri, 2/28/13  
 Def Rebs..... 3 at Florida, 1/20/13  
 Stls..... 4 vs. Mississippi State, 2/24/13  
 Assts .. 3, 5x, last vs. Ole Miss, 1/30/14  
 Min..... 35 at Missouri, 2/28/13

## Season Highs – SEC Games

Pts ..... 11 vs. Ole Miss, 1/30  
 FG ..... 3 vs. Ole Miss, 1/30  
 FGA..... 5 vs. Ole Miss, 1/30  
 FG %..... 1.00(1-1) vs. Alabama, 1/19  
 3FG ..... 1, 4x, last vs Ole Miss, 1/30  
 3FGA..... 3 at Auburn, 1/12  
 3FG %.... 1.00(1-1) vs. Alabama, 1/19  
 FT..... 4, 2x, last vs. Ole Miss, 1/30  
 FTA..... 5 vs. Ole Miss, 1/30  
 FT % ..... 1.00 (4-4) at Auburn, 1/12  
 Rebs..... 3 at Vanderbilt, 1/26  
 Off Rebs ..... 1, 2x, last at Vandy, 1/26  
 Def Rebs..... 2, 2x, last vs. Ole Miss, 1/30  
 Stls..... 1, 2x, last vs. Ole Miss, 1/30  
 Assts ..... 3, 4x, last vs. Ole Miss, 1/30  
 Min..... 28 at Auburn, 1/12

## Career Stats at South Carolina

Year	GP	GS	Min	Avg	FG	FGA	Pct	3FG	FGA	Pct	FT	FIA	Pct	Off	Def	Tot	Avg	PF	FO	A	TO	Blk	Stl	Pts	Avg
2012-13	33	3	570	17.3	53	151	.351	13	54	.241	72	109	.661	22	24	46	1.4	43	0	36	49	3	21	191	5.8
2013-14	16	13	396	24.8	35	90	.389	12	36	.333	34	48	.708	6	16	22	1.3	28	0	50	24	1	16	116	7.3
<b>Career Totals</b>	<b>49</b>	<b>16</b>	<b>966</b>	<b>19.7</b>	<b>88</b>	<b>241</b>	<b>.365</b>	<b>25</b>	<b>90</b>	<b>.278</b>	<b>106</b>	<b>157</b>	<b>.675</b>	<b>28</b>	<b>40</b>	<b>68</b>	<b>1.3</b>	<b>71</b>	<b>0</b>	<b>86</b>	<b>73</b>	<b>4</b>	<b>37</b>	<b>307</b>	<b>6.3</b>



# ALEIGHSA WELCH

**6-0  
Junior  
Forward  
Goose Creek, S.C.  
Goose Creek**

# #24

## Miscellaneous Stats

	Season	Career
Double-Double	6	16
20+ Points	2	3
10+ Points	17	48
10+ Rebounds	6	19
Tm-High Pts.	4	19
Tm-High Rebs.	9	35
Tm-High Assts.	3	7

- Named CoSIDA Academic All-District and to the Naismith Trophy Early Season Watch List and the Preseason All-SEC First Team
- Has shot at least 50.0 percent from field in all but three games this season (45.5 percent at Arkansas, 42.9 percent at Auburn, 42.1 percent at Texas A&M)
- Leads SEC and ranks fifth in nation in field goal percentage ... In SEC, ranks 15th in ppg, 10th in rpg, and fourth in offensive rebounding (3.3 Or/gm)
- Has led the team in scoring four times (LA Tech, at Clemson, vs. North Carolina, at Texas A&M)
- Has led the team in rebounding nine times (Charleston Southern, LA Tech, CofC, Seton Hall, at Clemson, vs. North Carolina, at Texas A&M, Alabama)
- Scored eight of her 11 points against Ole Miss (Jan. 30) in first half to help establish 19-point halftime lead
- Posted second-straight double-double with 12 points and 10 rebounds against Alabama (Jan. 19)
- Tied career high in an SEC game with 20 points at #25/21 Texas A&M (Jan. 16), including six of team's first 10 2nd-half points to launch rally from 17-point halftime deficit
- Posted fourth double-double of the season against #9/10 Kentucky (Jan. 9), adding 11 points and 10 rebounds in the second half alone to hold off Wildcats' surge
- Hit 5-of-6 from free throw line, grabbed a defensive rebound and blocked a shot in final five minutes of game to hold off Vanderbilt (Jan. 5)
- Tied career high with four blocks at Arkansas (Jan. 2) and hit a tough shot in traffic to end seven-minute scoring drought in second half that let Razorbacks cut deficit in half
- Handed out career high five assists against Savannah State (Dec. 28), still scoring in double figures
- Moved into the program's top five in career offensive rebounds with four against South Carolina State (Dec. 22)
- Scored nine of her 14 points against Winthrop (Dec. 20) in the second half to hold off Winthrop rally
- Netted career-high 23 points against #14/13 North Carolina (Dec. 18) while battling for five offensive rebounds
- Scored all 18 of her points at Charlotte (Dec. 8) in the second half, driving team to road win after sitting all but the first six minutes of the first half due to foul trouble
- Hit 4-of-5 from the field for 10 points in the second half at Southern Cal (Nov. 25) to help team pull away from six-point halftime lead
- Handed out a career high four assists for the second-straight game at Clemson (Nov. 20), stuffing the box score with three blocks, 17 points and 10 rebounds as well.
- Grabbed career-high 17 rebounds against College of Charleston (Nov. 14), sixth-most in Colonial Life Arena history, including 12 in the first half

## 2013-14 Game-by-Game

Opponent	Date	GS	MIN	FG-A	3FG-A	FTA	Reb	PF	A	TO	B	S	TP
Chas. Sthrn.	11/08	*	19	5-8	0-0	5-6	3-5-8	1	0	2	0	1	15
LA Tech	11/10		31	6-8	0-0	2-5	6-4-10	2	3	0	0	0	14
CofC	11/14	*	23	3-5	0-0	6-11	7-10-17	2	2	1	1	2	12
Seton Hall	11/17	*	28	3-4	0-0	9-13	2-6-8	2	4	1	2	1	15
at Clemson	11/20	*	29	7-10	0-0	3-3	4-6-10	2	4	1	3	1	17
at San Diego State	11/23	*	25	4-4	0-0	0-2	1-3-4	3	2	1	1	1	8
at USC	11/25	*	34	6-11	0-0	2-2	2-4-6	2	1	2	0	0	14
NC Central	12/02	*	17	6-6	0-0	1-2	0-4-4	0	1	0	1	0	13
at Charlotte	12/08	*	25	7-9	0-0	4-6	2-4-6	2	0	2	0	3	18
vs. N. Carolina	12/18	*	36	8-13	0-0	7-12	5-1-6	3	0	4	1	1	23
Winthrop	12/20	*	34	4-7	0-0	6-11	4-4-8	0	2	1	1	2	14
SC State	12/22	*	25	4-5	0-0	0-1	4-1-5	0	3	2	0	1	14
Savannah St.	12/28	*	23	5-9	0-0	4-6	1-2-3	0	5	0	0	1	14
at Arkansas*	01/02	*	36	5-11	0-0	1-3	2-5-7	2	2	2	4	1	11
Vanderbilt*	01/05	*	24	2-4	0-0	5-6	1-2-3	4	3	1	1	0	9
Kentucky*	01/09	*	37	5-10	0-0	6-9	6-8-14	2	3	5	1	0	16
at Auburn*	01/12	*	31	3-7	0-0	4-8	3-2-5	3	3	2	1	2	10
at Texas A&M*	01/16	*	43	8-19	1-1	3-7	8-8-16	1	2	2	2	1	20
Alabama*	01/19	*	29	5-7	0-0	2-3	3-7-10	1	1	5	0	0	12
at Vanderbilt*	01/26	*	30	5-9	0-0	0-0	3-3-6	2	3	8	2	0	10
Ole Miss*	01/30	*	25	4-5	0-0	3-4	3-1-4	2	2	1	0	2	11
Missouri*	02/02												
at Miss. State*	02/06												
Arkansas*	02/09												
at LSU*	02/16												
at Kentucky*	02/20												
Florida*	02/23												
Georgia*	02/27												
at Tennessee*	03/02												

## Career Highs – All Games

**Pts** ..... 23 vs. N. Carolina 12/18/13  
**FG** ..... 8, 3x, last at Texas A&M, 1/16/14  
**FGA** ..... 19 at Texas A&M, 1/16/14  
**FG %** ..... 1.00 (6-6) vs. NCCU, 12/21/13  
**FT** ..... 10 at Xavier, 11/30/11  
**FTA** ..... 15 at Xavier, 11/30/11  
**Rebs** ..... 17 vs. C. of Charleston, 11/14/13  
**Off Rebs** ..... 8, 6x, last at TAMU, 1/16/14  
**Def Rebs** ..... 10 vs. CofC, 11/14/13  
**Blks** ..... 4, 2x, last at Arkansas, 1/2/14  
**Stls** ..... 3, 4x, last at Charlotte, 12/8/13  
**Assts** ..... 5 vs. Savannah St., 12/28/13  
**Min** ..... 43 at Texas A&M, 1/16/14

## Season Highs – All Games

**Pts** ..... 23 vs. N. Carolina, 12/18  
**FG** ..... 8, 2x, last at Texas A&M, 1/16/14  
**FGA** ..... 19 at Texas A&M, 1/16/14  
**FG %** ..... 1.00 (6-6) vs. NC Central, 12/2  
**FT** ..... 9 vs. Seton Hall, 11/17  
**FTA** ..... 13 vs. Seton Hall, 11/17  
**Rebs** ..... 17 vs. C. of Charleston, 11/14  
**Off Rebs** ..... 8 at Texas A&M, 1/16  
**Def Rebs** ..... 10 vs. CofC, 11/14  
**Blks** ..... 4 at Arkansas, 1/2  
**Stls** ..... 3 at Charlotte, 12/8  
**Assts** ..... 5 vs. Savannah St., 12/28  
**Min** ..... 43 at Texas A&M, 1/16

## Career – SEC Games

**Pts** ..... 20, 2x, last at TAMU, 1/16/14  
**FG** ..... 8, 2x, last at Texas A&M, 1/16/14  
**FGA** ..... 19 at Texas A&M, 1/16/14  
**FG %** ..... 1.00 (4-4) at Ole Miss, 2/17/13  
**FT** ..... 8 vs. Mississippi State, 2/24/13  
**FTA** ..... 12 vs. Mississippi State, 2/24/13  
**Rebs** ..... 16 at Texas A&M, 1/16/14  
**Off Rebs** ..... 8, 2x, last at TAMU, 1/16/14  
**Def Rebs** ..... 8, 3x, last at TAMU, 1/16/14  
**Blks** ..... 4 at Arkansas, 1/2/14  
**Stls** ..... 3 vs. Florida, 3/3/13  
**Assts** ..... 4 at Kentucky, 2/14/13  
**Min** ..... 43 at Texas A&M, 1/16/14

## Season Highs – SEC Games

**Pts** ..... 20 at Texas A&M, 1/16  
**FG** ..... 8 at Texas A&M, 1/16  
**FGA** ..... 19 at Texas A&M, 1/16  
**FG %** ..... .800 (4-5), vs. Ole Miss, 1/30  
**FT** ..... 6 vs. Kentucky, 1/9  
**FTA** ..... 9 vs. Kentucky, 1/9  
**Rebs** ..... 16 at Texas A&M, 1/16  
**Off Rebs** ..... 8 at Texas A&M, 1/16  
**Def Rebs** ..... 8, 2x, last at TAMU, 1/16  
**Blks** ..... 4 at Arkansas, 1/2  
**Stls** ..... 2, 2x, last vs. Ole Miss, 1/30  
**Assts** ..... 3, 4x, last at Vanderbilt, 1/26  
**Min** ..... 43 at Texas A&M, 1/16

## Career Stats at South Carolina

Year	GP	GS	Min	Avg	FG	FGA	Pct	3FG	FGA	Pct	FT	FIA	Pct	Off	Def	Tot	Avg	PF	FO	A	TO	Blk	Stl	Pts	Avg
2011-12	33	2	694	21.0	98	167	.587	0	1	.000	56	98	.571	104	96	200	6.1	41	0	18	40	22	19	252	7.6
2012-13	33	33	981	29.7	134	224	.598	1	1	1.000	126	178	.708	131	124	255	7.7	56	0	34	53	23	26	395	12.0
2013-14	21	20	604	28.8	105	171	.614	1	1	1.000	73	120	.608	70	90	160	7.6	36	0	46	43	21	20	284	13.5
<b>Career Totals</b>	<b>87</b>	<b>55</b>	<b>2279</b>	<b>26.2</b>	<b>337</b>	<b>562</b>	<b>.600</b>	<b>2</b>	<b>3</b>	<b>.667</b>	<b>255</b>	<b>396</b>	<b>.644</b>	<b>305</b>	<b>310</b>	<b>615</b>	<b>7.1</b>	<b>133</b>	<b>0</b>	<b>98</b>	<b>136</b>	<b>66</b>	<b>65</b>	<b>931</b>	<b>10.7</b>







Official Basketball Box Score -- Game Totals -- Final Statistics  
#19/14 South Carolina vs Clemson  
11/20/13 7 pm at Clemson, SC (Littlejohn Coliseum)



#19/14 South Carolina 68 • 5-0

Table with columns for Player, FG-FGA, 3-Ptr, Rebounds, PF, TP, A TO Blk, Stl, Min. Includes player stats for Welch, Dozier, Biham, etc.

Summary statistics table including FG % 1st Half, 3FG % 1st Half, FT % 1st Half, 2nd half, Game, and Deadball Rebounds.

Clemson 43 • 1-3

Table with columns for Player, FG-FGA, 3-Ptr, Rebounds, PF, TP, A TO Blk, Stl, Min. Includes player stats for Tay, Chatman, Lindsay, etc.

Summary statistics table including FG % 1st Half, 3FG % 1st Half, FT % 1st Half, 2nd half, Game, and Deadball Rebounds.

Officials: Billy Smith, Jules Gallien, Mark Berger
Technical fouls: #19/14 South Carolina-None. Clemson-None.
Attendance: 715

Score by periods table with columns: 1st, 2nd, Total. Shows scores for South Carolina and Clemson.

Last FG - SC 2nd-00:32, CU 2nd-00:08.
Largest lead - SC by 28 2nd-02:32, CU by 2 1st-19:45.



Official Basketball Box Score -- Game Totals -- Final Statistics  
#19/14 South Carolina vs San Diego State  
11/23/13 1 p.m. at Viejas Arena at Aztec Bowl (San Diego)



#19/14 South Carolina 88 • 6-0

Table with columns for Player, FG-FGA, 3-Ptr, Rebounds, PF, TP, A TO Blk, Stl, Min. Includes player stats for Welch, Dozier, Biham, etc.

Summary statistics table including FG % 1st Half, 3FG % 1st Half, FT % 1st Half, 2nd half, Game, and Deadball Rebounds.

San Diego State 54 • 0-4

Table with columns for Player, FG-FGA, 3-Ptr, Rebounds, PF, TP, A TO Blk, Stl, Min. Includes player stats for Hunter, Culberston, Amarike, etc.

Summary statistics table including FG % 1st Half, 3FG % 1st Half, FT % 1st Half, 2nd half, Game, and Deadball Rebounds.

Officials: Melissa Barlow, Shelley Nakasone, Lisa Jones
Technical fouls: #19/14 South Carolina-None. San Diego State-None.
Attendance: 642

3 TEAM POINTS AWARDED TO SDSU AT 19:49 1ST HALF

Score by periods table with columns: 1st, 2nd, Total. Shows scores for South Carolina and San Diego State.

Last FG - SC 2nd-01:32, SDSU 2nd-03:02.
Largest lead - SC by 37 2nd-00:24, SDSU by 1 1st-16:48.



Official Basketball Box Score -- Game Totals -- Final Statistics  
#17/14 South Carolina vs USC  
11/25/13 5 p.m. at Galen Center (Los Angeles)



#17/14 South Carolina 70 • 7-0

Table with columns for Player, FG-FGA, 3-Ptr, Rebounds, PF, TP, A TO Blk, Stl, Min. Includes player stats for Welch, Dozier, Biham, etc.

Summary statistics table including FG % 1st Half, 3FG % 1st Half, FT % 1st Half, 2nd half, Game, and Deadball Rebounds.

USC 50 • 3-2

Table with columns for Player, FG-FGA, 3-Ptr, Rebounds, PF, TP, A TO Blk, Stl, Min. Includes player stats for Oliver, Harberts, Vaiioletama, etc.

Summary statistics table including FG % 1st Half, 3FG % 1st Half, FT % 1st Half, 2nd half, Game, and Deadball Rebounds.

Officials: Michael Price, Cathi Cornell, Janetta Graham
Technical fouls: #17/14 South Carolina-None. USC-None.
Attendance: 897

Score by periods table with columns: 1st, 2nd, Total. Shows scores for South Carolina and USC.

Last FG - SC 2nd-01:16, USC 2nd-02:47.
Largest lead - SC by 20 2nd-00:37, USC by 2 1st-19:44.



Official Basketball Box Score -- Game Totals -- Final Statistics  
NC Central vs #12/13 South Carolina  
12/02/13 7 p.m. at Columbia, S.C./Colonial Life Arena



NC Central 27 • 4-3

Table with columns for Player, FG-FGA, 3-Ptr, Rebounds, PF, TP, A TO Blk, Stl, Min. Includes player stats for Davis, Gary, Freeman, etc.

Summary statistics table including FG % 1st Half, 3FG % 1st Half, FT % 1st Half, 2nd half, Game, and Deadball Rebounds.

#12/13 South Carolina 79 • 8-0

Table with columns for Player, FG-FGA, 3-Ptr, Rebounds, PF, TP, A TO Blk, Stl, Min. Includes player stats for Welch, Dozier, Biham, etc.

Summary statistics table including FG % 1st Half, 3FG % 1st Half, FT % 1st Half, 2nd half, Game, and Deadball Rebounds.

Officials: Laura Morris, Eric Brewton, Angel Stanton
Technical fouls: NC Central-None. #12/13 South Carolina-None.
Attendance: 4347

Score by periods table with columns: 1st, 2nd, Total. Shows scores for NC Central and South Carolina.

Last FG - NCCU 2nd-00:00, SC 2nd-00:24.
Largest lead - NCCU None, SC by 54 2nd-00:24.





Official Basketball Box Score -- Game Totals -- Final Statistics
Savannah State vs #13/12 South Carolina
12/28/13 12 p.m. at Columbia, S.C./Colonial Life Arena



Savannah State 40 • 5-7

Table with columns: Player, Total, 3-Ptr, Rebounds, PF, TP, A TO Blk Stl, Min. Includes player names like DAVIS, Tiyonda and DORSEY, Bria.

FG % 1st Half: 9-25 36.0% 2nd half: 4-24 16.7% Game: 13-49 26.5%
3FG % 1st Half: 2-7 28.6% 2nd half: 0-3 0.0% Game: 2-10 20.0%
FT % 1st Half: 5-6 83.3% 2nd half: 7-8 87.5% Game: 12-14 85.7%

Rebounds 2,1

#13/12 South Carolina 82 • 12-1

Table with columns: Player, Total, 3-Ptr, Rebounds, PF, TP, A TO Blk Stl, Min. Includes player names like WELCH, Aleighsa and DOZIER, Asia.

FG % 1st Half: 11-23 47.8% 2nd half: 13-24 54.2% Game: 24-47 51.1%
3FG % 1st Half: 1-2 50.0% 2nd half: 3-4 75.0% Game: 4-6 66.7%
FT % 1st Half: 20-27 74.1% 2nd half: 10-21 47.6% Game: 30-48 62.5%

Rebounds 9,1

Officials: Billy Smith, Joe Cunningham, Charles Carroll
Technical fouls: Savannah State-None. #13/12 South Carolina-None.
Attendance: 4824

Score by periods table showing 1st, 2nd, and Total scores for Savannah State and #13/12 South Carolina.

Points table showing In, Off, 2nd, Fast, and Bench points for Savannah State and #13/12 South Carolina.

Last FG - SSU 2nd-00:53, SC 2nd-03:11.
Largest lead - SSU None, SC by 43 2nd-01:47.

Score tied - 0 times.
Lead changed - 0 times.



Official Basketball Box Score -- Game Totals -- Final Statistics
Vanderbilt vs #13/12 South Carolina
01/05/14 1 p.m. at Columbia, S.C./Colonial Life Arena



Vanderbilt 66 • 12-3 (1-1 SEC)

Table with columns: Player, Total, 3-Ptr, Rebounds, PF, TP, A TO Blk Stl, Min. Includes player names like Heather Bowe and Kady Schrann.

FG % 1st Half: 11-30 36.7% 2nd half: 12-31 38.7% Game: 23-61 37.7%
3FG % 1st Half: 4-8 50.0% 2nd half: 2-4 50.0% Game: 6-12 50.0%
FT % 1st Half: 4-4 100.0 2nd half: 10-11 90.9% Game: 14-15 93.3%

Rebounds 2

#13/12 South Carolina 76 • 14-1 (2-0 SEC)

Table with columns: Player, Total, 3-Ptr, Rebounds, PF, TP, A TO Blk Stl, Min. Includes player names like WELCH, Aleighsa and DOZIER, Asia.

FG % 1st Half: 15-24 62.5% 2nd half: 10-22 45.5% Game: 25-46 54.3%
3FG % 1st Half: 3-5 60.0% 2nd half: 1-2 50.0% Game: 4-7 57.1%
FT % 1st Half: 8-10 80.0% 2nd half: 14-17 82.4% Game: 22-27 81.5%

Rebounds 2

Officials: Mark Zentz, Brian Hall, Amy Bonner
Technical fouls: Vanderbilt-None. #13/12 South Carolina-MITCHELL, Tiffany;
TEAM.

Attendance: 4810

Score by periods table showing 1st, 2nd, and Total scores for Vanderbilt and #13/12 South Carolina.

Points table showing In, Off, 2nd, Fast, and Bench points for Vanderbilt and #13/12 South Carolina.

Last FG - VANDY 2nd-00:43, SC 2nd-05:51.
Largest lead - VANDY by 3 1st-12:43, SC by 17 2nd-17:12.

Score tied - 3 times.
Lead changed - 5 times.



Official Basketball Box Score -- Game Totals -- Final Statistics
#13/12 South Carolina vs Arkansas
01/02/14 7 p.m. at Fayetteville, Ark. (Bud Walton Arena)



#13/12 South Carolina 55 • 13-1, 1-0 SEC

Table with columns: Player, Total, 3-Ptr, Rebounds, PF, TP, A TO Blk Stl, Min. Includes player names like WELCH, Aleighsa and DOZIER, Asia.

FG % 1st Half: 13-30 43.3% 2nd half: 8-22 36.4% Game: 21-52 40.4%
3FG % 1st Half: 0-3 0.0% 2nd half: 1-2 50.0% Game: 1-5 20.0%
FT % 1st Half: 2-2 100.0 2nd half: 10-17 58.8% Game: 12-19 70.6%

Rebounds 6

Arkansas 51 • 13-1, 0-1 SEC

Table with columns: Player, Total, 3-Ptr, Rebounds, PF, TP, A TO Blk Stl, Min. Includes player names like JACKSON, Jessica and PEAK, Keira.

FG % 1st Half: 6-31 19.4% 2nd half: 12-38 31.6% Game: 18-69 26.1%
3FG % 1st Half: 1-8 12.5% 2nd half: 4-11 36.4% Game: 5-19 26.3%
FT % 1st Half: 3-4 75.0% 2nd half: 7-10 70.0% Game: 10-14 71.4%

Rebounds 1

Officials: Beverly Roberts, Brian Garland, Kevin Pethel
Technical fouls: #13/12 South Carolina-None. Arkansas-None.
Attendance: 2215

Estimated Actual Attendance: 2,003

Score by periods table showing 1st, 2nd, and Total scores for #13/12 South Carolina and Arkansas.

Points table showing In, Off, 2nd, Fast, and Bench points for #13/12 South Carolina and Arkansas.

Last FG - SC 2nd-04:38, AR 2nd-00:01.
Largest lead - SC by 16 2nd-13:25, AR None.

Score tied - 1 time.
Lead changed - 0 times.



Official Basketball Box Score -- Game Totals -- Final Statistics
#9/10 Kentucky vs #10/11 South Carolina
01/09/14 7 p.m. at Columbia, S.C./Colonial Life Arena



#9/10 Kentucky 59 • 13-3 (1-2 SEC)

Table with columns: Player, Total, 3-Ptr, Rebounds, PF, TP, A TO Blk Stl, Min. Includes player names like Stallworth, DeNesha and Walker, Samarie.

FG % 1st Half: 8-30 26.7% 2nd half: 15-43 34.9% Game: 23-73 31.5%
3FG % 1st Half: 0-3 0.0% 2nd half: 1-5 20.0% Game: 1-8 12.5%
FT % 1st Half: 8-10 80.0% 2nd half: 4-12 33.3% Game: 12-22 54.5%

Rebounds 3,1

#10/11 South Carolina 68 • 15-1 (3-0 SEC)

Table with columns: Player, Total, 3-Ptr, Rebounds, PF, TP, A TO Blk Stl, Min. Includes player names like WELCH, Aleighsa and DOZIER, Asia.

FG % 1st Half: 14-34 41.2% 2nd half: 10-26 38.5% Game: 24-60 40.0%
3FG % 1st Half: 2-6 33.3% 2nd half: 0-1 0.0% Game: 2-7 28.6%
FT % 1st Half: 4-5 80.0% 2nd half: 14-25 56.0% Game: 18-30 60.0%

Rebounds 8

Officials: Bryan Enterline, Sue Blaich, Roy Gulbeyan
Technical fouls: #9/10 Kentucky-None. #10/11 South Carolina-None.
Attendance: 5689

Score by periods table showing 1st, 2nd, and Total scores for #9/10 Kentucky and #10/11 South Carolina.

Points table showing In, Off, 2nd, Fast, and Bench points for #9/10 Kentucky and #10/11 South Carolina.

Last FG - UK 2nd-00:14, SC 2nd-01:03.
Largest lead - UK by 6 1st-17:59, SC by 22 2nd-09:06.

Score tied - 1 time.
Lead changed - 3 times.





Official Basketball Box Score -- Game Totals -- Final Statistics  
**Ole Miss vs #7/8 South Carolina**  
 01/30/14 7 p.m. at Columbia, S.C./Colonial Life Arena



**Ole Miss 70 • 10-12, 1-7 SEC**

#	Player	Total		3-Ptr		Rebounds			PF	TP	A	TO	Blk	Stl	Min
		FG-FGA	FG-FGA	FT-FTA	Off	Def	Tot								
21	Joseph,Shequila	f	0-5	0-5	0-0	0	1	1	2	0	1	2	2	0	22
22	McCray,Danielle	f	1-5	0-0	1-2	1	1	2	2	3	1	0	0	3	23
32	Faleru,Tia	f	5-7	0-0	9-13	5	3	8	1	19	2	0	0	0	24
03	McFarland,Valencia	g	9-19	3-6	3-4	1	3	4	3	24	2	6	0	0	38
10	Moore,Diara	g	2-6	0-0	5-6	2	0	2	2	9	4	0	0	0	29
04	Ortiz,Claudia	g	0-1	0-0	0-0	0	0	0	1	0	0	0	0	0	2
11	Jenkins,Kenyotta	g	5-9	0-0	0-0	3	0	3	4	10	0	0	0	0	13
12	Frizzell,Gracie	g	0-3	0-2	0-0	0	4	4	3	0	1	0	0	0	25
20	Singleton, Amber	g	0-1	0-1	2-2	0	0	0	5	2	0	0	0	0	16
42	Hart,Bretta	g	0-1	0-0	1-2	1	0	1	0	1	0	0	0	0	3
24	Jackson,Monique	g	1-1	0-0	0-2	1	0	1	4	2	0	0	0	0	5
	Team					1	0	1	1						
	<b>Totals</b>		<b>23-58</b>	<b>3-14</b>	<b>21-31</b>	<b>15</b>	<b>12</b>	<b>27</b>	<b>28</b>	<b>70</b>	<b>11</b>	<b>8</b>	<b>2</b>	<b>3</b>	<b>200</b>

FG % 1st Half: 9-33 27.3% 2nd half: 14-25 56.0% Game: 23-58 39.7% Deadball Rebounds 2  
 3FG % 1st Half: 0-7 0.0% 2nd half: 3-7 42.9% Game: 3-14 21.4%  
 FT % 1st Half: 7-12 58.3% 2nd half: 14-19 73.7% Game: 21-31 67.7%

**#7/8 South Carolina 99 • 19-2, 7-1 SEC**

#	Player	Total		3-Ptr		Rebounds			PF	TP	A	TO	Blk	Stl	Min
		FG-FGA	FG-FGA	FT-FTA	Off	Def	Tot								
24	WELCH, Aleighsa	f	4-5	0-0	3-4	3	1	4	2	11	2	1	0	2	25
31	DOZIER, Asia	f	1-4	0-1	2-4	0	1	1	1	4	6	2	0	1	23
33	IBIAM, Elem	c	6-7	0-0	2-2	2	6	8	5	14	0	2	5	0	18
05	SESSIONS, Khadijah	g	3-5	1-2	4-5	0	2	2	2	11	3	1	1	1	23
25	MITCHELL, Tiffany	g	4-9	1-2	6-6	0	3	3	1	15	8	0	1	2	30
00	FARMER, India	g	0-1	0-1	0-0	0	0	0	1	0	0	0	0	0	2
02	GAINES, Olivia	g	0-2	0-0	1-2	0	1	1	2	1	0	0	0	0	10
12	MONTOU, Wilka	g	2-2	0-0	0-0	2	0	2	2	4	0	0	0	0	13
15	DAVIS, Tiffany	g	2-3	2-2	5-6	0	2	2	1	11	1	2	0	0	16
21	MORRISON, LeAnna	g	0-1	0-1	1-2	0	0	0	3	1	0	0	0	0	3
23	ROY, Tina	g	1-2	1-2	0-0	0	1	1	0	3	2	2	0	0	15
41	COATES, Alaina	g	8-10	0-0	8-10	3	9	12	3	24	0	1	0	1	22
	Team					2	0	2							
	<b>Totals</b>		<b>31-51</b>	<b>5-11</b>	<b>32-41</b>	<b>12</b>	<b>26</b>	<b>38</b>	<b>23</b>	<b>99</b>	<b>22</b>	<b>11</b>	<b>7</b>	<b>7</b>	<b>200</b>

FG % 1st Half: 15-25 60.0% 2nd half: 16-26 61.5% Game: 31-51 60.8% Deadball Rebounds 5,2  
 3FG % 1st Half: 1-5 20.0% 2nd half: 4-6 66.7% Game: 5-11 45.5%  
 FT % 1st Half: 13-15 86.7% 2nd half: 19-26 73.1% Game: 32-41 78.0%

Officials: Eric Brewton, Roy Gulbeyan, Troy Winder  
 Technical fouls: Ole Miss-Jenkins,Kenyotta; TEAM. #7/8 South Carolina-None.  
 Attendance: 5344

Score by periods	1st	2nd	Total
Ole Miss	25	45	70
#7/8 South Carolina	44	55	99

	In Paint	Off T/O	2nd Chance	Fast Break	Bench
UM	34	13	16	10	15
SC	50	17	19	12	44

Last FG - UM 2nd-04:51, SC 2nd-02:36.  
 Largest lead - UM None, SC by 34 2nd-02:36.

Score tied - 1 time.  
 Lead changed - 0 times.



**2013-14 South Carolina Basketball**  
**South Carolina Game-by-Game Highs (as of Jan 30, 2014)**  
**All games**



Opponent	Date	Score	Points	Rebounds	Assists	Steals	Blocked shots
CHARLESTON SOUTHERN	11/08/13	99-29	20-COATES, Alaina	8-WELCH, Aleighsa	7-ROY, Tina	5-MITCHELL, Tiffany	5-IBIAM, Elem
LOUISIANA TECH	11/10/13	68-45	14-WELCH, Aleighsa	10-WELCH, Aleighsa COATES, Alaina	5-SESSIONS, Khadij	2-SESSIONS, Khadij	3-IBIAM, Elem
COLL. OF CHARLESTON	11/14/13	81-54	16-DOZIER, Asia	17-WELCH, Aleighsa	4-SESSIONS, Khadij	2-WELCH, Aleighsa	3-IBIAM, Elem COATES, Alaina
SETON HALL	11/17/13	88-67	18-IBIAM, Elem	8-IBIAM, Elem WELCH, Aleighsa COATES, Alaina	5-SESSIONS, Khadij	2-DOZIER, Asia	4-COATES, Alaina
at Clemson	11/20/13	68-43	17-WELCH, Aleighsa	10-WELCH, Aleighsa	5-MITCHELL, Tiffany	2-COATES, Alaina MITCHELL, Tiffany	3-WELCH, Aleighsa
at San Diego State	11/23/13	88-54	21-COATES, Alaina	8-COATES, Alaina	9-MITCHELL, Tiffany	4-SESSIONS, Khadij	1-COATES, Alaina ROY, Tina WELCH, Aleighsa IBIAM, Elem
at USC	11/25/13	70-50	22-MITCHELL, Tiffany	9-COATES, Alaina	4-MITCHELL, Tiffany	5-MITCHELL, Tiffany	2-IBIAM, Elem
NC CENTRAL	12/02/13	79-27	19-MITCHELL, Tiffany	7-COATES, Alaina	6-SESSIONS, Khadij	3-MITCHELL, Tiffany	2-COATES, Alaina
at Charlotte	12/08/13	76-61	19-IBIAM, Elem	9-IBIAM, Elem	4-MITCHELL, Tiffany DOZIER, Asia	3-WELCH, Aleighsa MITCHELL, Tiffany	3-IBIAM, Elem
vs #14/13 North Carolina	12/18/13	66-74	23-WELCH, Aleighsa	6-WELCH, Aleighsa	2-GAINES, Olivia	2-MITCHELL, Tiffany SESSIONS, Khadija IBIAM, Elem	4-IBIAM, Elem
WINTHROP	12/20/13	69-61	20-MITCHELL, Tiffany	9-IBIAM, Elem	7-MITCHELL, Tiffany	2-WELCH, Aleighsa	3-IBIAM, Elem
SC STATE	12/22/13	70-26	23-COATES, Alaina	9-MITCHELL, Tiffany IBIAM, Elem	4-MITCHELL, Tiffany	1-DOZIER, Asia GAINES, Olivia ROY, Tina IBIAM, Elem DAVIS, Tiffany WELCH, Aleighsa MITCHELL, Tiffany	3-COATES, Alaina
SAVANNAH STATE	12/28/13	82-40	18-MITCHELL, Tiffany	12-COATES, Alaina	5-WELCH, Aleighsa	5-MITCHELL, Tiffany	3-COATES, Alaina
at Arkansas	01/02/14	55-51	16-MITCHELL, Tiffany	12-COATES, Alaina	5-DOZIER, Asia	1-GAINES, Olivia DOZIER, Asia WELCH, Aleighsa MITCHELL, Tiffany	5-COATES, Alaina
VANDERBILT	01/05/14	76-66	24-COATES, Alaina	10-COATES, Alaina	5-DOZIER, Asia	3-MITCHELL, Tiffany	3-COATES, Alaina
#9/10 KENTUCKY	01/09/14	68-59	17-MITCHELL, Tiffany	17-COATES, Alaina	4-DOZIER, Asia	2-MITCHELL, Tiffany	6-IBIAM, Elem
at Auburn	01/12/14	72-66	18-MITCHELL, Tiffany	6-COATES, Alaina	3-SESSIONS, Khadij DOZIER, Asia WELCH, Aleighsa	6-MITCHELL, Tiffany	1-COATES, Alaina WELCH, Aleighsa IBIAM, Elem
at #25/21 Texas A&M	01/16/14	65-67	20-WELCH, Aleighsa	16-WELCH, Aleighsa	3-SESSIONS, Khadij	1-GAINES, Olivia WELCH, Aleighsa COATES, Alaina SESSIONS, Khadija	4-IBIAM, Elem
ALABAMA	01/19/14	77-51	18-IBIAM, Elem	10-WELCH, Aleighsa	8-MITCHELL, Tiffany	1-GAINES, Olivia MITCHELL, Tiffany	2-MITCHELL, Tiffany IBIAM, Elem COATES, Alaina
at #16/19 Vanderbilt	01/26/14	61-57	14-MITCHELL, Tiffany	9-IBIAM, Elem	3-MITCHELL, Tiffany WELCH, Aleighsa	4-MITCHELL, Tiffany	4-COATES, Alaina
OLE MISS	01/30/14	99-70	24-COATES, Alaina	12-COATES, Alaina	8-MITCHELL, Tiffany	2-WELCH, Aleighsa MITCHELL, Tiffany	5-IBIAM, Elem



**2013-14 South Carolina Basketball**  
**South Carolina Points-Rebounds-Assists (as of Jan 30, 2014)**  
**All games**



Opponent	Date	Score	00	02	05	12	15	21	23	24	25	31	33	41
			FARMER	LIND GAINES	OLLI SESSIONS	K MONTOUT	TW DAVIS	TIFF MORRISON	L ROY	TINA WELCH	ALEI MITCHELL	T DOZIER	RASI IBIA	ELEM COATES
CSU	11/08/13	99-29 w	0-0-0	4-4-5	10-2-3	7-4-1	5-2-1	0-1-1	5-3-7	15-8-0	12-1-1	4-3-5	17-6-0	20-7-1
LATECH	11/10/13	68-45 w	0-0-0	2-4-3	7-1-5	0-3-0	3-2-1	0-0-0	2-1-2	14-10-3	10-4-3	7-1-0	11-8-1	12-10-0
COFC	11/14/13	81-54 w	0-0-0	2-1-0	2-1-4	2-8-0	7-1-3	0-1-1	6-0-2	12-17-2	11-8-1	16-2-3	12-6-0	11-14-0
SHU	11/17/13	88-67 w	DNP	0-1-1	17-3-5	0-0-1	0-1-0	2-0-0	5-2-1	15-8-4	15-3-4	6-4-2	18-8-0	10-8-1
at CU	11/20/13	68-43 w	0-0-0	DNP	10-3-3	1-4-0	0-0-1	0-0-0	3-3-0	17-10-4	14-6-5	4-9-0	10-6-1	9-6-0
at SDSU	11/23/13	88-54 w	DNP	1-1-1	12-0-5	2-2-0	0-0-3	0-1-1	6-1-2	8-4-2	17-3-9	16-3-0	5-4-1	21-8-0
at USC	11/25/13	70-50 w	DNP	DNP	7-1-3	0-2-1	DNP	0-0-0	11-3-0	14-6-1	22-6-4	4-2-2	4-5-1	8-9-0
NCCU	12/02/13	79-27 w	3-3-0	4-5-4	7-0-6	5-1-1	DNP	3-2-0	2-6-5	13-4-1	19-3-1	6-2-1	2-3-0	15-7-1
at CHA	12/08/13	76-61 w	DNP	0-1-0	6-2-3	3-2-0	0-0-0	2-0-0	1-2-1	18-6-0	15-3-4	10-5-4	19-9-0	2-4-0
vs NC	12/18/13	66-74 L	DNP	2-1-2	4-2-1	0-1-0	0-0-0	DNP	2-4-0	23-6-0	18-5-1	3-3-1	14-5-1	0-1-0
WU	12/20/13	69-61 w	DNP	2-1-1	DNP	2-3-0	3-4-2	DNP	0-0-0	14-8-2	20-1-7	13-2-5	12-9-0	3-3-0
SCSUW	12/22/13	70-26 w	0-1-0	6-4-2	DNP	2-5-0	6-1-3	0-1-0	7-1-2	8-5-3	5-9-4	4-4-3	9-9-1	23-5-1
SSU	12/28/13	82-40 w	0-0-0	7-0-1	DNP	0-0-0	8-1-0	1-2-0	2-2-2	14-3-5	18-7-4	10-1-1	5-9-0	17-12-0
at AR	01/02/14	55-51 w	DNP	1-1-1	DNP	DNP	3-6-1	DNP	0-2-0	11-7-2	16-11-1	9-2-5	4-4-0	11-12-0
VANDY	01/05/14	76-66 w	DNP	2-1-2	DNP	DNP	3-1-2	DNP	3-3-3	9-3-3	19-4-4	5-1-5	11-8-0	24-10-0
UK	01/09/14	68-59 w	DNP	2-0-0	3-1-0	DNP	0-0-1	DNP	11-2-3	16-14-3	17-7-3	0-1-4	9-4-0	10-17-0
at AU	01/12/14	72-66 w	DNP	1-0-0	9-1-3	0-1-1	0-1-0	DNP	7-1-1	10-5-3	18-2-1	9-5-3	4-3-0	14-6-0
at TAMU	01/16/14	65-67 L	DNP	5-2-0	2-0-3	1-1-0	0-1-0	DNP	1-1-0	20-16-2	19-8-1	5-3-0	4-12-2	8-5-0
UA	01/19/14	77-51 w	3-0-0	4-3-3	3-0-3	6-1-0	0-0-0	0-0-0	6-2-3	12-10-1	7-6-8	8-3-5	18-7-1	10-9-1
at VU	01/26/14	61-57 w	DNP	2-1-0	6-3-0	4-1-0	0-1-1	DNP	0-1-1	10-6-3	14-7-3	9-3-2	10-9-0	6-5-0
UM	01/30/14	99-70 w	0-0-0	1-1-0	11-2-3	4-2-0	11-2-1	1-0-0	3-1-2	11-4-2	15-3-8	4-1-6	14-8-0	24-12-0



**2013-14 South Carolina Basketball**  
**South Carolina Team Game-by-Game Comparison (as of Jan 30, 2014)**  
**All games**



Opponent	1st	2nd	Score	Mar	Total FG	FG Pct	3-Pointers	3FG Pct	Free Throws	FT Pct	Rebounds	Assist	T/Over	Block	Steal	Fouls
CHARLESTON SOUTHERN	52/13	47/16	99-29	+70	39-64/10-54	.609/.185	3-6/4-23	.500/.174	18-28/5-6	.643/.833	46/25	25/6	10/25	12/5	17/5	9/19
LOUISIANA TECH	31/17	37/28	68-45	+23	28-62/18-50	.452/.360	4-18/4-7	.222/.571	8-22/5-14	.364/.357	47/29	18/10	13/17	4/2	6/7	15/22
COLL. OF CHARLESTON	46/34	35/20	81-54	+27	25-66/21-68	.379/.309	9-28/3-13	.321/.231	22-42/9-18	.524/.500	62/38	16/12	12/10	8/2	5/5	15/27
SETON HALL	41/39	47/28	88-67	+21	26-45/26-67	.578/.388	6-12/6-11	.500/.545	30-44/9-18	.682/.500	38/30	19/4	11/8	9/2	6/5	16/28
Clemson	27/15	41/28	68-43	+25	26-57/14-48	.456/.292	4-16/3-7	.250/.429	12-18/12-19	.667/.632	49/27	14/7	12/11	5/2	6/5	13/17
San Diego State	43/32	45/22	88-54	+34	29-55/21-48	.527/.438	9-23/1-8	.391/.125	21-31/8-15	.677/.533	30/31	24/10	8/25	4/1	12/5	18/25
USC	30/24	40/26	70-50	+20	24-48/20-52	.500/.385	2-6/1-11	.333/.091	20-26/9-18	.769/.500	35/30	12/12	19/22	3/4	8/10	18/21
NC CENTRAL	46/15	33/12	79-27	+52	31-53/8-50	.565/.160	6-18/1-14	.333/.071	11-16/10-12	.688/.833	38/28	20/6	7/16	4/1	7/3	11/13
Charlotte	33/32	43/29	76-61	+15	25-53/24-53	.472/.453	1-6/3-13	.167/.231	25-33/10-12	.688/.833	36/29	12/10	15/18	7/0	10/6	13/24
#14/13 North Carolina	27/39	39/35	66-74	(8)	23-56/28-61	.411/.459	1-11/4-16	.091/.250	19-29/14-17	.655/.824	33/43	6/12	14/17	6/3	7/5	18/23
WINTHROP	37/23	32/38	69-61	+8	24-48/24-59	.500/.407	8-19/4-8	.421/.500	13-24/9-10	.542/.900	34/30	17/13	20/13	5/2	4/8	12/21
SC STATE	37/12	33/14	70-26	+44	26-57/12-49	.456/.245	5-12/2-19	.417/.105	7-22/0-00	.722/.000	47/21	19/7	14/16	5/1	7/8	11/14
SAVANNAH STATE	43/25	39/15	82-40	+42	24-47/13-49	.511/.285	4-6/2-10	.667/.200	30-48/12-14	.625/.857	39/27	13/6	10/19	5/3	10/4	17/31
Arkansas	28/16	27/35	55-51	+4	21-52/18-69	.404/.261	1-5/5-19	.200/.263	12-19/10-14	.632/.714	48/38	10/8	21/10	11/6	4/11	19/20
VANDERBILT	41/30	35/36	76-66	+10	25-46/23-61	.543/.377	4-7/6-12	.571/.500	22-27/14-15	.815/.933	32/29	19/14	15/13	8/3	6/4	22/23
#9/10 KENTUCKY	34/24	34/35	68-59	+9	24-60/23-73	.400/.315	2-7/1-8	.286/.125	18-30/12-22	.600/.545	53/43	14/10	16/10	14/5	3/5	17/26
Auburn	39/39	33/27	72-66	+6	22-41/23-58	.537/.397	5-12/4-13	.417/.308	23-34/16-22	.676/.727	27/32	12/15	20/18	3/6	10/8	19/27
#25/21 Texas A&M	17/34	39/22	65-67	(2)	25-61/25-72	.410/.347	5-11/2-4	.455/.500	10-21/15-20	.476/.750	53/41	8/13	20/8	7/3	4/9	21/19
ALABAMA	43/26	34/25	77-51	+26	30-58/19-58	.517/.328	7-12/3-14	.583/.214	10-11/10-15	.909/.667	43/24	25/10	15/10	7/3	2/9	15/14
#16/19 Vanderbilt	31/27	30/30	61-57	+4	27-50/22-59	.540/.373	0-2/1-5	.000/.200	7-9/12-19	.778/.632	38/28	10/11	24/10	8/0	4/7	24/18
OLE MISS	44/25	55/45	99-70	+29	31-51/23-58	.608/.397	5-11/3-14	.455/.214	32-41/21-31	.780/.677	38/27	22/11	11/8	7/2	7/3	23/28

Note: Game totals are displayed in the format TEAM/OPPONENT for each category





**2013-14 South Carolina Basketball**  
**South Carolina Combined Team Statistics (as of Jan 30, 2014)**  
**Conference games**



<b>RECORD:</b>	<b>OVERALL</b>	<b>HOME</b>	<b>AWAY</b>	<b>NEUTRAL</b>
ALL GAMES	7-1	4-0	3-1	0-0
CONFERENCE	7-1	4-0	3-1	0-0
NON-CONFERENCE	0-0	0-0	0-0	0-0

#	Player	gp-gs	min	avg	Total		3-Point		F-Throw		Rebounds				pf	dq	a	to	blk	stl	pts	avg	
					fg-fga	fg%	3fg-fga	3fg%	ft-fga	ft%	off	def	tot	avg									
25	MITCHELL, Tiffany	8-8	279	34.9	43-83	.518	7-11	.636	32-37	.865	5	43	48	6.0	22	0	29	21	7	19	125	15.6	
41	COATES, Alaina	8-0	183	22.9	41-67	.612	0-0	.000	25-40	.625	25	51	76	9.5	23	1	1	17	19	5	107	13.4	
24	WELCH, Aleighsa	8-8	255	31.9	37-72	.514	1-1	1.000	24-40	.600	29	36	65	8.1	17	0	19	26	11	6	99	12.4	
33	BIAM, Elem	8-8	180	22.5	29-51	.569	0-0	.000	16-19	.842	11	44	55	6.9	28	1	3	13	22	0	74	9.3	
31	DOZIER, Asia	8-8	235	29.4	18-55	.327	7-19	.368	6-11	.545	0	19	19	2.4	19	0	30	26	2	3	49	6.1	
05	SESSIONS, Khadijah	6-3	130	21.7	9-20	.450	4-8	.500	12-15	.800	2	5	7	1.2	14	0	12	10	1	2	34	5.7	
23	ROY, Tina	8-0	130	16.3	12-36	.333	4-17	.235	3-7	.429	0	13	13	1.6	2	0	13	6	3	1	31	3.9	
12	MONTOUT, Wilka	5-0	34	6.8	5-5	1.000	2-2	1.000	3-4	.750	4	2	6	1.2	8	0	1	2	0	0	15	3.0	
02	GAINES, Olivia	8-1	90	11.3	6-14	.429	1-1	1.000	5-8	.625	2	7	9	1.1	8	0	6	4	0	4	18	2.3	
15	DAVIS, Tiffany	8-4	101	12.6	4-13	.308	2-5	.400	7-9	.778	0	12	12	1.5	13	0	6	14	0	0	17	2.1	
00	FARMER, India	2-0	3	1.5	1-2	.500	1-2	.500	0-0	.000	0	0	0	0.0	2	0	0	0	0	0	3	1.5	
21	MORRISON, LeAnna	2-0	5	2.5	0-1	.000	0-1	.000	1-2	.500	0	0	0	0.0	3	0	0	0	0	0	1	0.5	
Team											13	9	22		1		3						
Total.....		8	1625		205-419	.489	29-67	.433	134-192	.698	91	241	332	41.5	160	2	120	142	65	40	573	71.6	
Opponents.....		8	1625		176-508	.346	25-89	.281	110-158	.696	116	146	262	32.8	175	8	92	87	28	56	487	60.9	

<b>TEAM STATISTICS</b>	<b>SC</b>	<b>OPP</b>	<b>Date</b>	<b>Opponent</b>	<b>Score</b>	<b>Att.</b>
SCORING	573	487	* 01/02/14	at Arkansas	w 55-51	2215
Points per game	71.6	60.9	* 01/05/14	VANDERBILT	w 76-66	4810
Scoring margin	+10.8	-	* 01/09/14	#9/10 KENTUCKY	w 68-59	5689
FIELD GOALS-ATT	205-419	176-508	* 01/12/14	at Auburn	w 72-66	2453
Field goal pct	.489	.346	* 01/16/14	at #25/21 Texas A&M	Lot 65-67	5778
3 POINT FG-ATT	29-67	25-89	* 01/19/14	ALABAMA	w 77-51	7740
3-point FG pct	.433	.281	* 01/26/14	at #16/19 Vanderbilt	w 61-57	3554
3-pt FG made per game	3.6	3.1	* 01/30/14	OLE MISS	w 99-70	5344
FREE THROWS-ATT	134-192	110-158	* = Conference game			
Free throw pct	.698	.696				
F-Throws made per game	16.8	13.8				
REBOUNDS	332	262				
Rebounds per game	41.5	32.8				
Rebounding margin	+8.8	-				
ASSISTS	120	92				
Assists per game	15.0	11.5				
TURNOVERS	142	87				
Turnovers per game	17.8	10.9				
Turnover margin	-6.9	-				
Assist/turnover ratio	0.8	1.1				
STEALS	40	56				
Steals per game	5.0	7.0				
BLOCKS	65	28				
Blocks per game	8.1	3.5				
ATTENDANCE	23583	14000				
Home games-Avg/Game	4-5896	4-3500				
Neutral site-Avg/Game	-	0-0				

<b>Score by Periods</b>	<b>1st</b>	<b>2nd</b>	<b>OT</b>	<b>Totals</b>
South Carolina	277	287	9	573
Opponents	221	255	11	487



**2013-14 South Carolina Basketball**  
**South Carolina Combined Team Statistics (as of Jan 30, 2014)**  
**All games**



<b>RECORD:</b>	<b>OVERALL</b>	<b>HOME</b>	<b>AWAY</b>	<b>NEUTRAL</b>
ALL GAMES	19-2	12-0	7-1	0-1
CONFERENCE	7-1	4-0	3-1	0-0
NON-CONFERENCE	12-1	8-0	4-0	0-1

#	Player	gp-gs	min	avg	Total		3-Point		F-Throw		Rebounds				pf	dq	a	to	blk	stl	pts	avg							
					fg-fga	fg%	3fg-fga	3fg%	ft-fa	ft%	off	def	tot	avg															
25	MITCHELL, Tiffany	21-21	653	31.1	106-201	.527	23-44	.523	86-113	.761	24	83	107	5.1	38	0	77	54	7	51	321	15.3							
24	WELCH, Aleighsa	21-20	604	28.8	105-171	.614	1-1	1.000	73-120	.608	70	90	160	7.6	36	0	46	43	21	20	284	13.5							
41	COATES, Alaina	21-1	397	18.9	93-146	.637	0-0	.000	72-113	.637	57	113	170	8.1	52	1	5	33	42	11	258	12.3							
33	BIAM, Elem	21-21	499	23.8	83-150	.553	0-0	.000	46-65	.708	38	104	142	6.8	61	3	9	28	53	11	212	10.1							
05	SESSIONS, Khadijah	16-13	396	24.8	35-90	.389	12-36	.333	34-48	.708	6	16	22	1.4	28	0	50	24	1	16	116	7.3							
31	DOZIER, Asia	21-20	557	26.5	54-142	.380	25-66	.379	19-31	.613	11	49	60	2.9	38	0	57	51	4	13	152	7.2							
23	ROY, Tina	21-1	364	17.3	30-101	.297	12-55	.218	11-17	.647	6	35	41	2.0	9	0	37	13	6	5	83	4.0							
15	DAVIS, Tiffany	19-7	242	12.7	15-40	.375	9-20	.450	10-16	.625	2	22	24	1.3	18	0	20	32	1	4	49	2.6							
02	GAINES, Olivia	19-1	220	11.6	17-33	.515	1-2	.500	13-19	.684	10	22	32	1.7	22	0	26	12	2	12	48	2.5							
12	MONTOUT, Wilka	18-0	203	11.3	14-39	.359	5-12	.417	6-19	.316	23	18	41	2.3	22	0	5	10	4	1	39	2.2							
21	MORRISON, LeAnna	13-0	54	4.2	1-10	.100	1-8	.125	6-10	.600	4	4	8	0.6	7	0	3	2	0	1	9	0.7							
00	FARMER, India	9-0	36	4.0	2-7	.286	2-4	.500	0-0	.000	2	2	4	0.4	4	0	0	0	1	0	6	0.7							
Team											21	34	55		1			5											
Total.....		21	4225		555-1130	.491	91-248	.367	376-571	.658	274	592	866	41.2	336	4	335	307	142	145	1577	75.1							
Opponents.....		21	4225		415-1216	.341	63-249	.253	222-333	.667	249	401	650	31.0	460	17	207	304	56	132	1115	53.1							

<b>TEAM STATISTICS</b>	<b>SC</b>	<b>OPP</b>	<b>Date</b>	<b>Opponent</b>	<b>Score</b>	<b>Att.</b>	
SCORING	1577	1115	11/08/13	CHARLESTON SOUTHERN	w 99-29	5120	
Points per game	75.1	53.1	11/10/13	LOUISIANA TECH	w 68-45	5078	
Scoring margin	+22.0	-	11/14/13	COLL. OF CHARLESTON	w 81-54	4882	
FIELD GOALS-ATT	555-1130	415-1216	11/17/13	SETON HALL	w 88-67	4765	
Field goal pct	.491	.341	11/20/13	at Clemson	w 68-43	715	
3 POINT FG-ATT	91-248	63-249	11/23/13	at San Diego State	w 88-54	642	
3-point FG pct	.367	.253	11/25/13	at USC	w 70-50	897	
3-pt FG made per game	4.3	3.0	12/02/13	NC CENTRAL	w 79-27	4347	
FREE THROWS-ATT	376-571	222-333	12/08/13	at Charlotte	w 76-61	1357	
Free throw pct	.658	.667	12/18/13	vs #14/13 North Carolina	L 66-74	4137	
F-Throws made per game	17.9	10.6	12/20/13	WINTHROP	w 69-61	5021	
REBOUNDS	866	650	12/22/13	SC STATE	w 70-26	5937	
Rebounds per game	41.2	31.0	12/28/13	SAVANNAH STATE	w 82-40	4824	
Rebounding margin	+10.3	-	* 01/02/14	at Arkansas	w 55-51	2215	
ASSISTS	335	207	* 01/05/14	VANDERBILT	w 76-66	4810	
Assists per game	16.0	9.9	* 01/09/14	#9/10 KENTUCKY	w 68-59	5689	
TURNOVERS	307	304	* 01/12/14	at Auburn	w 72-66	2453	
Turnovers per game	14.6	14.5	* 01/16/14	at #25/21 Texas A&M	Lot 65-67	5778	
Turnover margin	-0.1	-	* 01/19/14	ALABAMA	w 77-51	7740	
Assist/turnover ratio	1.1	0.7	* 01/26/14	at #16/19 Vanderbilt	w 61-57	3554	
STEALS	145	132	* 01/30/14	OLE MISS	w 99-70	5344	
Steals per game	6.9	6.3					
BLOCKS	142	56					
Blocks per game	6.8	2.7					
ATTENDANCE	63557	21748					
Home games-Avg/Game	12-5296	8-2201					
Neutral site-Avg/Game	-	1-4137					

\* = Conference game

<b>Score by Periods</b>	<b>1st</b>	<b>2nd</b>	<b>OT</b>	<b>Totals</b>
South Carolina	770	798	9	1577
Opponents	541	566	11	1118