



# HISTORY & RECORDS

	<b>Year</b>	<b>Coach</b>	<b>Record</b>	<b>Runs</b>	<b>Opp</b>	<b>Home</b>	<b>Away</b>	<b>Neutral</b>
<b>CAROLINA GAMECOCKS</b>	1892	None	1-0-0	14	8	1-0-0	0-0-0	0-0-0
	1893	None	4-0-0	49	15	4-0-0	0-0-0	0-0-0
	1894	No Team						
	1895	None	0-1-0	4	7	0-1-0	0-0-0	0-0-0
	1896	(Mgr.) E.R. Wilson	3-4-0	63	68	2-3-0	1-1-0	0-0-0
	1897	(Mgr.) Lede Hagood	4-3-0	73	77	3-3-0	1-0-0	0-0-0
	1898	(Mgr.) W.C. Benet, Jr.	1-4-0	26	54	1-2-0	0-2-0	0-0-0
	1899	(Mgr.) J.C. Hughes	1-8-0	47	152	1-5-0	0-3-0	0-0-0
	1900	(Mgr.) A.H. Brooker	7-4-0	131	59	5-2-0	2-2-0	0-0-0
	1901	(Mgr.) J.D. Ardrey	6-3-0	96	65	4-2-0	1-1-0	1-0-0
	1902	(Mgr.) G.B. Timmerman	6-4-0	60	41	5-3-0	1-1-0	0-0-0
	1903	W. Augustus Lee	8-3-1	103	63	6-0-1	2-3-0	0-0-0
	1904	W. Augustus Lee	3-3-0	39	51	2-2-0	1-0-0	0-1-0
<b>STAFF</b>	1905	L. William Earle	5-7-1	100	84	4-2-0	1-3-1	0-2-0
	1906	George Needham	1-7-0	30	82	1-2-0	0-3-0	0-2-0
	1907	Dicky James	11-6-0	92	59	9-1-0	2-3-0	0-2-0
	1908	Frank Lohr	10-3-1	68	56	8-0-0	2-3-1	0-0-0
	1909	R.C. (Dick) Reid	11-6-0	77	39	8-4-0	2-2-0	1-0-0
	1910	Bill Breitenstein	11-5-0	90	52	7-5-0	4-0-0	0-0-0
	1911	P.L. Wright	11-6-0	93	82	8-2-0	2-3-0	1-1-0
	1912	James G. Driver	11-11-0	138	101	9-3-0	2-7-0	0-1-0
	1913	James G. Driver	11-8-1	119	64	9-5-0	2-3-0	0-0-1
	1914	G.I. Guerrant	12-7-1	82	78	10-3-0	2-4-1	0-0-0
	1915	Syd Smith	6-11-0	80	109	5-6-0	1-5-0	0-0-0
	1916	Bill Clark	9-14-0	77	109	6-8-0	2-5-0	1-1-0
	<b>PLAYER PROFILES</b>	1917	Dixon Foster	4-7-2	65	105	2-3-1	1-3-1
1918		Dixon Foster	11-13-0	86	69	10-7-0	1-6-0	0-0-0
1919		Dixon Foster	9-13-0	73	93	7-8-0	2-5-0	0-0-0
1920		Dixon Foster	3-18-0	93	163	0-7-0	1-9-0	2-2-0
1921		Bill Clark	3-12-1	63	117	2-6-0	0-5-1	1-1-0
1922		Bill Clark	8-7-1	95	85	5-0-0	3-6-1	1-1-0
1923		Bill Clark	8-8-0	92	93	6-4-0	1-4-0	0-0-0
1924		Bill Clark	10-8-0	74	98	5-4-0	4-4-0	1-0-0
1925		Branch Boccock	4-9-0	65	98	3-5-0	1-4-0	0-0-0
1926		Branch Boccock	6-4-0	53	34	3-1-0	3-2-0	0-1-0
1927		Branch Boccock	7-8-0	86	91	6-2-0	1-6-0	0-0-0
1928		Billy Laval	7-8-1	83	80	5-3-1	1-4-0	1-1-0
1929		Billy Laval	8-4-0	100	66	5-1-0	2-3-0	1-0-0
<b>OPPONENTS</b>	1930	Billy Laval	14-5	135	67	10-1-0	2-4-0	2-0-0
	1931	Billy Laval	15-3-0	184	59	8-1-0	7-2-0	0-0-0
	1932	Billy Laval	16-7-0	184	95	9-3-0	6-4-0	1-0-0
	1933	Billy Laval	17-3-0	179	83	11-1-0	6-2-0	0-0-0
	1934	Billy Laval	12-3-0	129	43	6-3-0	6-0-0	0-0-0
	1935	Dutch Stamman	8-10-0	77	96	5-4-0	3-6-0	0-0-0
	1936	Dutch Stamman	5-9-1	70	108	2-4-1	3-5-0	0-0-0
	1937	Dutch Stamman	5-6-0	71	78	2-3-0	3-3-0	0-0-0
	1938	Catfish Smith	12-7-0	129	82	6-4-0	6-3-0	0-0-0
	1939	Catfish Smith	10-11-0	133	145	7-7-0	3-4-0	0-0-0
	1940	Ted Petoskey	8-9-0	112	115	5-5-0	3-2-0	0-2-0
	1941	Ted Petoskey	10-8-0	93	84	7-2-0	2-5-0	1-1-0
	1942	Ted Petoskey	6-11-0	77	131	2-5-0	4-6-0	0-0-0
<b>SEASON IN REVIEW</b>	1943	Kay Kirven	5-6-0	53	89	3-1-0	2-5-0	0-0-0
	1944	H.W. Klocker	4-4-0	53	60	2-2-0	2-2-0	0-0-0
	1945	Johnnie McMillan	8-4-0	84	41	5-2-0	3-2-0	0-0-0
	1946	Catfish Smith	10-13-0	131	161	7-6-0	3-6-0	0-1-0
	1947	Catfish Smith	8-17-0	180	190	5-9-0	3-7-0	0-1-0
	1948	Ted Petoskey	6-14-0	106	139	4-6-0	2-6-0	0-2-0
	1949	Ted Petoskey	15-6-0	146	107	10-1-0	5-5-0	0-0-0
	1950	Ted Petoskey	16-9-1	198	135	7-4-1	9-5-0	0-0-0
	1951	Ted Petoskey	6-15-0	106	169	2-9-0	4-5-0	0-1-0
	1952	Ted Petoskey	9-8-0	72	70	6-2-0	1-3-0	2-3-0
	1953	Ted Petoskey	8-11-0	103	131	6-4-0	2-6-0	0-1-0
	1954	Ted Petoskey	10-10-0	91	106	6-5-0	4-5-0	0-0-0
	1955	Ted Petoskey	10-10-0	122	122	5-7-0	5-3-0	0-0-0
<b>HISTORY &amp; RECORDS</b>	1956	Ted Petoskey	9-9-0	107	100	6-3-0	3-6-0	0-0-0
	1957	Joe Grugan	9-9-0	79	99	7-2-0	2-7-0	0-0-0
	1958	Joe Grugan	7-14-0	80	126	5-7-0	2-7-0	0-0-0
	1959	Joe Grugan	12-12-0	110	94	10-6-0	2-6-0	0-0-0
	1960	Joe Grugan	4-18-0	106	161	2-7-0	1-10-0	1-1-0
	1961	Joe Grugan	3-15-0	68	122	3-5-0	0-10-0	0-0-0
	1962	Joe Grugan	9-11-0	105	140	7-4-0	2-7-0	0-0-0
	1963	Joe Grugan	7-14-0	87	136	6-6-0	1-8-0	0-0-0
	1964	Bob Reising	15-12-0	126	99	7-4-0	6-8-0	2-0-0
	1965	Bob Reising	16-12-0	107	114	12-7-0	4-5-0	0-0-0

Year	Coach	Record	Runs	Opp	Home	Away	Neutral
1966	Dick Weldon	15-8-0	124	79	11-2-0	4-6-0	0-0-0
1967	Jack Powers	21-8-0	150	97	16-2-0	5-6-0	0-0-0
1968	Jack Powers	14-11-0	93	95	9-6-0	5-5-0	0-0-0
1969	Jack Powers	12-21-1	111	148	6-9-1	6-12-0	0-0-0
1970	Bobby Richardson	14-20-0	117	157	6-8-0	5-9-0	3-3-0
1971	Bobby Richardson	18-12-0	149	111	14-6-0	4-6-0	0-0-0
1972	Bobby Richardson	25-16-0	188	125	21-8-0	3-2-0	1-6-0
1973	Bobby Richardson	26-15-1	200	142	16-8-1	6-4-0	4-3-0
1974	Bobby Richardson	48-8-0	336	120	30-2-0	14-4-0	4-2-0
1975	Bobby Richardson	51-6-1	389	139	30-1-0	14-2-0	7-3-1
1976	Bobby Richardson	38-14-0	396	226	26-5-0	11-9-0	1-0-0
1977	June Raines	43-12-1	365	183	28-4-0	11-6-1	4-2-0
1978	June Raines	31-14-0	322	176	23-6-0	8-8-0	0-0-0
1979	June Raines	31-16-0	286	167	23-10-0	8-6-0	0-0-0
1980	June Raines	39-11-0	388	170	25-2-0	12-9-0	2-0-0
1981	June Raines	46-15-0	532	298	25-9-0	14-8-0	3-2-0
1982	June Raines	45-13-0	449	243	33-4-0	11-7-0	1-2-0
1983	June Raines	35-13-0	363	205	22-3-0	12-8-0	1-1-0
1984	June Raines	41-18-0	386	281	23-8-0	13-8-0	5-2-0
1985	June Raines	47-22-0	629	371	34-5-0	10-15-0	3-2-0
1986	June Raines	43-23-0	518	325	21-12-0	18-8-0	4-3-0
1987	June Raines	39-14-0	451	294	26-9-0	13-5-0	0-0-0
1988	June Raines	43-21-0	439	334	24-6-0	14-14-0	5-1-0
1989	June Raines	34-23-0	413	296	28-8-0	6-15-0	0-0-0
1990	June Raines	33-25-0	339	295	23-11-0	9-9-0	1-5-0
1991	June Raines	40-22-0	432	317	28-6-0	9-14-0	3-2-0
1992	June Raines	42-22-0	531	323	23-7-0	11-12-0	8-3-0
1993	June Raines	39-20-1	433	270	28-8-0	10-11-1	1-1-0
1994	June Raines	35-23-0	379	302	23-12-0	12-10-0	0-1-0
1995	June Raines	32-25-0	338	335	21-11-0	8-13-0	3-1-0
1996	June Raines	25-28-0	372	402	16-11-0	8-15-0	1-2-0
1997	Ray Tanner	33-24-0	605	425	24-12-0	8-11-0	1-1-0
1998	Ray Tanner	44-18-0	520	360	29-10-0	12-4-0	3-4-0
1999	Ray Tanner	35-23-0	404	313	26-9-0	7-10-0	2-4-0
2000	Ray Tanner	56-10-0	537	276	37-4-0	15-4-0	4-2-0
2001	Ray Tanner	49-20-0	484	273	31-6-0	10-11-0	8-3-0
2002	Ray Tanner	57-18-0	584	371	32-9-0	14-5-0	11-4-0
2003	Ray Tanner	45-22-0	437	268	29-7-0	9-10-0	7-5-0
2004	Ray Tanner	53-17-0	492	270	35-6-0	10-9-0	8-2-0
2005	Ray Tanner	41-23-0	404	274	26-7-0	11-13-0	4-3-0
2006	Ray Tanner	41-25-0	487	343	28-8-0	10-14-0	3-3-0
2007	Ray Tanner	46-20-0	520	304	27-6-0	13-12-0	6-2-0
2008	Ray Tanner	40-23-0	443	309	27-8-0	10-13-0	3-2-0
2009	Ray Tanner	40-23-0	479	349	26-9-0	12-12-0	2-2-0
2010	Ray Tanner	54-16-0	499	285	30-6-0	17-7-0	7-3-0
2011	Ray Tanner	55-14-0	419	212	36-4-0	12-8-0	7-2-0
2012	Ray Tanner	49-20-0	351	227	32-7-0	11-8-0	6-5-0
2013	Chad Holbrook	43-20-0	377	234	31-6-0	12-10-0	0-4-0
2014	Chad Holbrook	44-18-0	330	183	34-7-0	9-9-0	1-2-0
2015	Chad Holbrook	32-25-0	315	278	25-11-0	6-13-0	1-1-0
2016	Chad Holbrook	46-18-0	402	242	34-7-0	12-7-0	0-4-0
<b>Totals</b>		<b>2,533-1,508-17</b>	<b>26,479</b>	<b>19,212</b>	<b>1,679-624-7</b>	<b>684-746-8</b>	<b>170-138-2</b>

CAROLINA GAMECOCKS

STAFF

PLAYER PROFILES

OPPONENTS



SEASON IN REVIEW

HISTORY & RECORDS

By The Decade

Decade	W-L-T	Pct.	Runs	Opp.	Home	Pct.	Away	Pct.	Neutral	Pct.
1890's	14-20-1	.446	276	371	12-14-0	.462	2-6-0	.250	0-0-0	—
1900's	68-46-3	.594	796	599	52-18-1	.739	14-21-2	.405	2-7-0	.222
1910's	95-95-4	.500	903	862	73-50-1	.593	19-41-2	.323	3-4-1	.438
1920's	64-86-3	.424	804	925	40-33-1	.547	17-47-2	.262	7-6-0	.538
1930's	114-64-1	.640	1291	856	66-31-1	.679	45-33-0	.577	3-0-0	1.000
1940's	80-92-0	.465	1035	1117	50-39-0	.562	29-46-0	.387	1-7-0	.125
1950's	96-107-1	.473	1068	1152	60-49-1	.550	34-53-0	.391	2-5-0	.286
1960's	116-130-1	.472	1077	1191	79-52-1	.602	34-77-0	.306	3-1-0	.750
1970's	325-133-3	.708	2748	1546	217-58-1	.788	84-56-1	.599	24-19-1	.557
1980's	412-173-0	.704	4568	2817	265-62-0	.810	123-97-0	.559	24-14-0	.632
1990's	358-230-1	.609	4353	3342	241-107-0	.693	94-109-1	.463	23-24-0	.489
2000's	468-201-0	.700	4868	3037	298-70-0	.810	114-103-0	.525	56-28-0	.667
2010's	323-131-0	.711	2693	1661	222-48-0	.822	79-62-0	.560	22-21-0	.511

CAROLINA GAMECOCKS



STAFF

**JUNE RAINES**  
763-380-2; 20 years  
1977-1996

**RAY TANNER**  
738-316-0; 16 years  
1997-2012

**BOBBY RICHARDSON**  
220-91-2; 7 years  
1970-76

**TED PETOSKEY**  
113-120-1; 12 Years  
1940-42; 1948-56

**BILLY LAVAL**  
89-33-1; 7 years  
1928-34

PLAYER PROFILES

No.	Coach	Years	Seasons	Home	Away	Neutral	Overall	Pct.	Runs	Opp.
1	June Raines	1977-96	20	501-148-0	217-201-2	45-31-0	763-380-2	.667	8365	5587
2	Ray Tanner	1997-2012	16	475-118-0	181-151-0	82-47-0	738-316-0	.700	7665	4659
3	Bobby Richardson	1970-76	7	143-38-1	57-36-0	20-17-1	220-91-2	.706	1775	1020
4	<b>Chad Holbrook</b>	<b>2013-Present</b>	<b>4</b>	<b>124-31-0</b>	<b>39-39-0</b>	<b>2-11-0</b>	<b>165-81-0</b>	<b>.671</b>	<b>1424</b>	<b>937</b>
5	Ted Petoskey	1940-42 1948-56	12	66-53-1	44-57-0	3-10-0	113-120-1	.485	1333	1409
6	Billy Laval	1928-34	7	54-13-1	30-19-0	5-1-0	89-33-1	.728	994	493
7	Joe Grugan	1957-63	7	40-37-0	10-55-0	1-1-0	51-93-0	.354	635	878
8	Jack Powers	1967-69	3	31-17-1	16-23-0	0-0-0	47-40-1	.540	354	340
9	Catfish Smith	1938-39 1946-47	4	25-26-0	15-20-0	0-2-0	40-48-0	.455	573	578
10	Bill Clark	1916 1921-24	5	24-22-0	10-24-2	4-3-0	38-49-2	.438	401	502
11	Bob Reising	1964-65	2	19-11-0	10-13-0	2-0-0	31-24-0	.564	233	213
12	Dixon Foster	1917-20	4	19-25-1	5-23-1	3-3-0	27-51-2	.350	317	430
13	James G. Driver	1912-13	2	18-8-0	4-10-0	0-1-1	22-19-1	.536	257	165
14	Dutch Stamman	1935-37	3	9-11-1	9-14-0	0-0-0	18-25-1	.420	218	282
15	Branch Bocock	1925-27	3	12-8-0	5-12-0	0-1-0	17-21-0	.447	204	223
16	Dick Weldon	1966	1	11-2-0	4-6-0	0-0-0	15-8-0	.652	124	79
17	G.I. Guerrant	1914	1	10-3-0	2-4-1	0-0-0	12-7-1	.625	82	78
18	P.L. Wright	1911	1	8-2-0	2-3-0	1-1-0	11-6-0	.647	93	82
19	Dick Reid	1909	1	8-4-0	2-2-0	1-0-0	11-6-0	.647	77	39
20	Dicky James	1907	1	9-1-0	2-3-0	0-2-0	11-6-0	.647	92	59
21	Bill Breitenstein	1910	1	7-5-0	4-0-0	0-0-0	11-5-0	.688	90	52
22	W. Augustus Lee	1903-04	2	8-2-1	3-3-0	0-1-0	11-6-1	.639	142	114
23	Frank Lohr	1908	1	8-0-0	2-3-1	0-0-0	10-3-1	.750	68	56
24	Johnnie McMillan	1945	1	5-2-0	3-2-0	0-0-0	8-4-0	.667	84	41
25	Syd Smith	1915	1	5-6-0	1-5-0	0-0-0	6-11-0	.353	80	109
26	William Earle	1905	1	4-2-0	1-3-1	0-2-0	5-7-1	.423	100	84
27	Kay Kirven	1943	1	3-1-0	2-5-0	0-0-0	5-6-0	.455	53	89
28	H.W. Klocker	1944	1	2-2-0	2-2-0	0-0-0	4-4-0	.500	53	60
29	George Needham	1906	1	1-2-0	0-3-0	0-2-0	1-7-0	.125	30	8
	No Coach	1892-1902	10	30-24-0	2-5-0	1-2-0	33-31-0	.516	563	546
	<b>Totals</b>		<b>124</b>	<b>1,679-624-7</b>	<b>684-746-8</b>	<b>170-138-2</b>	<b>2,533-1,508-17</b>	<b>.627</b>	<b>26,479</b>	<b>19,212</b>

OPPONENTS

SEASON IN REVIEW

HISTORY & RECORDS

BATTING

Team Batting Average

Season: .341 in 1997 (57 games)

At Bats

Game: 65 vs. Clemson 4/13/1994  
Season: 2,757 in 2002 (75 games)

Opponents At Bats

Game: 63 by North Carolina 4/8/1967  
Season: 2,590 in 2002 (75 games)

Runs Scored

Game: 38 vs. Charleston Southern 2/14/2004 (38-0); vs. Clemson 4/23/1997 (38-16)  
Season: 629 in 1985 (69 games)

Runs Scored Both Teams

Game: 54 vs. Clemson 4/23/1997 (38-16)

Hits

Inning: 11 vs. Charleston Southern 2/14/2004 (2nd Inn. 3 1B, 4 2B, 4 HR)  
Game: 35 vs. Charleston Southern 2/14/2004 (15 1B, 11 2B, 2 3B, 7 HR)  
Season: 868 in 2002 (75 games)

Singles

Game: 19 vs. The Citadel 4/17/1986; vs. Ga. Southern 2/27/1997  
Season: 550 in 2002 (75 games)

Doubles

Game: 11 vs. Charleston Southern 2/14/2004  
Season: 178 in 2002 (75 games)

Triples

Game: 5 vs. The Citadel 4/17/1986  
Season: 23 in 1931 (16 games)  
Season (Modern Era): 21 in 2000 (66 games)

Home Runs

Inning: 5 vs. Georgia 6/10/2006  
Game: 9 vs. Cincinnati 3/21/1985  
Season: 144 in 1985 (69 games)

Runs Batted In

Inning: 12 vs. Charleston Southern 2/14/2004 (2nd Inning)  
Game: 37 vs. Charleston Southern 2/14/2004  
Season: 570 in 1985 (69 games)

Consecutive Home Runs

5 vs. Georgia 6/10/2006 (2nd inning; Neil Giesler, Justin Smoak, Phil Disher, Andrew Crisp, Robbie Grinestaff) (ties NCAA record)

Consecutive Hits

8 vs. Mississippi 5/3/2002 (3rd inning, HR, 1B, 1B, 1B, 1B, HR, 1B, HR)

Consecutive Baserunners

12 vs. Florida 5/16/1992 (2B, BB, BB, HP, BB, BB, 1B, BB, 1B, BB, 1B, 1B)

Total Bases

Inning: 27 vs. Charleston Southern 2/14/2004 (3 1B, 4 2B, 4 HR)  
Game: 71 vs. Charleston Southern 2/14/2004 (15 1B, 11 2B, 2 3B, 4 HR)  
Season: 1,448 in 2002 (550 1B, 178 2B, 18 3B, 122 HR)

Times Struck Out

Game: 18 vs. Virginia 6/24/2011  
Season: 488 in 2001 (69 games)

Bases on Balls Received, Season

375 in 1985 (69 games)

Times Hit by Pitch

Game: 5 vs. College of Charleston 4/17/2012; vs. Duquesne 2/19/2010; vs. East Carolina 2/23/2008 (first game); vs. UNC Charlotte 2/13/1996; vs. Coll. of Charleston 2/10/1996  
Season: 89 in 2010 (70 games)

Stolen Bases

Game: 9, vs. Wake Forest 4/25/70  
Season: 218 in 1976 (52 games)

Stolen Base Attempts, Season

249 in 1976 (52 games)

Times Caught Stealing, Season

36 in 1974 (56 games — 174 att.)

FIELDING

Highest Fielding Percentage, Season

.980 in 2012 (69 games); 4th in nation

Errorless Games, Season

34 in 2012 (69 games)

Consecutive Errorless Games, Season

13 in 2006

Lowest Fielding Percentage, Season

.943 in 1996 (53 games)

Putouts

Game: 51 vs. Clemson 4/13/1994; vs. Georgia 4/30/1968; vs. North Carolina 4/8/1967  
Season: 2,028 in 2002 (75 games)

Assists

Game: 30 vs. North Carolina 4/8/1967 (17 innings)  
9 Inning Game: 21 vs. The Citadel 4/18/1987  
Season: 775 in 1985 (69 games)

Errors

Game: 16 vs. Newberry 4/4/1903  
Game (Modern Era): 9 vs. Georgia Southern 4/6/1974  
Season: 124 in 1996 (53 games); in 1981 (61 games)

Errors by Opponents

Game: 24 by Newberry 3/30/1900  
Modern Era: 10 by N.C. State 5/11/1962  
Season: 125 in 1981 (61 games); 1997 (57 games)

Total Chances

Game: 81 vs. North Carolina 4/8/1967 (51 PO, 30 A, O E)  
9 Inning Game: 49 vs. The Citadel 4/18/1978 (27 PO, 21 A, 1 E)  
Season: 2,646 in 1985 (69 games) (1,768 PO, 775 A, 103 E)


Putouts by Opponents

Game: 50 by Georgia 4/30/1968; by North Carolina 4/8/1967; by Clemson 4/13/1994  
Season: 1,953 in 2002 (75 games)

Assists by Opponents

Game: 22 by Clemson 4/27/1986 (12 innings)  
9 Inning Game: 19 by Baptist 5/7/1988  
Season: 780 in 2002 (75 games)

South Carolina tied a NCAA Division I record for consecutive home runs when the Gamecocks hit five straight in a 15-6 victory over Georgia in the 2006 NCAA Super Regional, June 10, 2006.



The five consecutive home runs were hit in the second inning. The five Gamecocks who hit the home runs in order (from top, left to right); Neil Giesler, Justin Smoak, Phil Disher, Andrew Crisp and Robbie Grinestaff.

South Carolina tallied eight home runs on the afternoon.

Total Chances by Opponents

Game: 73 by Clemson 4/13/1994 (50 PO, 21 A, 2 E)  
9 Inning Game: 46 by Baptist 5/7/1988  
Season: 2,846 in 2002 (75 games) (1,953 PO, 780 A, 113 E)

Double Plays

Season: 81 in 2011 (69 games)

Double Plays by Opponents

Season: 66 in 1986 (66 games)

Triple Plays

vs. Georgia 4/9/1999  
vs. New Orleans 4/12/1987  
vs. Wofford 4/13/1937  
vs. The Citadel 4/25/1936

Triple Plays by Opponents

by West Virginia 5/27/1982

Passed Balls Allowed, Season

24 in 1999 (58 games)

Passed Balls by Opponents, Season

29 in 2002 (75 games)

Opponents Caught Stealing Season

38 in 1994 (58 games — 92 att.)

Stolen Bases Allowed Season

74 in 1990 (58 games)

Opponents Stolen Base Attempts Season

101 in 1990 (58 games)

CAROLINA GAMECOCKS

STAFF

PLAYER PROFILES

OPPONENTS

SEASON IN REVIEW

HISTORY & RECORDS

CAROLINA GAMECOCKS  
STAFF  
PLAYER PROFILES  
OPPONENTS  
SEASON IN REVIEW  
HISTORY & RECORDS

PITCHING

**Lowest Earned Run Average, Season**  
1.60 in 1974 (472 IP; Led Nation)

**Highest Earned Run Average, Season**  
6.20 in 1997 (501 IP)

**Innings Pitched, Season**  
676 in 2002 (75 games)

**Shutouts Pitched, Season**  
14 in 1974 (56 games)

**Complete Games by Staff, Season**  
29 in 1977 (56 games)

**Saves, Season**  
27 in 2012 (69 games)

**Wild Pitches by Staff, Season**  
73 in 1992 (64 games)

**Wild Pitches by Opponents, Season**  
98 in 1992 (64 games)

**Balks, Season**  
13 in 1992 (64 games)  
13 in 1991 (61 games)

**Balks by Opponents, Season**  
14 in 2002 (75 games); 1998 (62 games)

**Hits Allowed**  
*Game:* 28 by Arkansas 3/30/1997  
*Season:* 686 in 2002 (75 games)

**Runs Allowed**  
*Game:* 33 vs. Lafayette in 1899 (2-33)  
*Game (Modern Era):* 30 vs. Arkansas 3/30/1997 (7-30)  
*Season:* 425 in 1997 (57 games)

**Singles Allowed**  
*Game:* 18 by Arkansas 3/30/1997  
*Season:* 503 in 1985 (69 games)

**Doubles Allowed**  
*Game:* 7 vs. Wichita State 4/16/1991;  
7 vs. Mississippi 4/2/1995  
*Season:* 119 in 1996 (53 games)

**Triples Allowed**  
*Game:* 2 by several opponents; most recent by Alabama 4/14/1999  
*Season:* 16 in 1976 (52 games)  
16 in 1995 (57 games)

**Home Runs Allowed**  
*Inning:* 4 by Miami 5/23/1998  
*Game:* 8 by Miami 5/23/1998;  
Clemson 5/8/1962  
*Season:* 100 in 1998 (62 games)

**Runs Batted In Allowed**  
*Game:* 30 by Arkansas 3/30/1997  
*Season:* 388 in 1997 (57 games)

**Bases on Balls Allowed, Season**  
296 in 2002 (75 games)

**Hit Batters by Staff**  
*Game:* 7 vs. Wofford 3/11/2009  
*Season:* 74 in 2010 (70 games); 74 in 2009 (63 games)

Strikeouts by Pitching Staff

*Game:* 18 vs. Valparaiso 3/10/2010 (three pitchers); at Auburn 3/18/2006 (six pitchers); vs. Clemson 3/6/2004 (two pitchers); vs. The Citadel 2/19/2003 (three pitchers); vs. Wofford 3/20/2002 (seven pitchers); vs. Seton Hall 3/10/2002 (four pitchers); vs. The Citadel 3/16/1993 (two pitchers)  
*Season:* 660 in 2004 (70 games)

SEASON

**Games Played, Season**  
75 in 2002

**Games Won, Season**  
57 in 2002 (57-10)

**Games Lost, Season**  
28 in 1996 (25-28)

**Games Tied, Season**  
2 in 1922 (8-6-2); 1917 (3-6-2)

**Highest Winning Percentage, Season**  
.888 in 1975 (51-6-1)

**Lowest Winning Percentage, Season**  
.000 in 1895 (0-1)

**Lowest Winning Percentage, Season (Modern Era)**  
.167 in 1961 (3-15)

**Games Won At Home**  
36 in 2011 (36-4)

**Games Won On Road**  
18 in 1986 (18-8)

**SEC Wins**  
25 in 2000 (25-5)

**SEC Losses**  
17 in 1996 (13-17); 1997 (13-17); 2015 (13-17)

**SEC Series Victories**  
9 in 2002; 2011

**Consecutive Wins**  
22 (2/4/00 to 3/19/00)

**Consecutive Wins to Open Season**  
22 in 2000 (2/4 to 3/19)

**Consecutive SEC Wins**  
17 in 2000 (3/26 to 5/5)

**Consecutive SEC Series Victories**  
10 (last 3 series of 2009 and first 7 series of 2010)

**Consecutive Postseason Wins**  
22 - 2010-2012 (NCAA Division I Record)

**Largest Victory Margin**  
38 vs. Charleston Southern (38-0) 2/14/04

**Largest Defeat Margin**  
31 vs. Lafayette 4/1/1899 (2-33)  
*Modern Era:* 23 vs. Arkansas 3/30/97 (7-30)

**Consecutive Games Without Being Shutout**  
199 (5/25/1974 to 4/15/1978)



South Carolina's NCAA Record  
22 Consecutive Postseason Wins

2010 NCAA College World Series (Omaha, Neb.)

June 22, 2010.....Arizona State..... W, 11-4  
June 24, 2010.....Oklahoma..... W, 3-2 (12 inn.)  
June 25, 2010.....Clemson..... W, 5-1  
June 26, 2010.....Clemson..... W, 4-3

2010 CWS Championship Series (Omaha, Neb.)

June 28, 2010.....UCLA..... W, 7-1  
June 29, 2010.....UCLA..... W, 2-1 (11 inn.)

2011 NCAA Regional (Columbia, S.C.)

June 3, 2011.....Georgia Southern..... W, 2-1  
June 4, 2011.....Stetson..... W, 11-5  
June 5-6, 2011.....Stetson..... W, 8-2

2011 NCAA Super Regional (Columbia, S.C.)

June 11, 2011.....Connecticut..... W, 5-1  
June 12, 2011.....Connecticut..... W, 8-2

2011 NCAA College World Series (Omaha, Neb.)

June 19, 2011.....Texas A&M..... W, 5-4  
June 21, 2011.....Virginia..... W, 7-1  
June 24, 2011.....Virginia..... W, 3-2 (13 inn.)

2011 CWS Championship Series (Omaha, Neb.)

June 27, 2011.....Florida..... W, 2-1 (11 inn.)  
June 28, 2011.....Florida..... W, 5-2

2012 NCAA Regional (Columbia, S.C.)

June 1, 2012.....Manhattan..... W, 7-0  
June 2, 2012.....Clemson..... W, 5-4 (12 inn.)  
June 3, 2012.....Clemson..... W, 4-3

2012 NCAA Super Regional (Columbia, S.C.)

June 9, 2012.....Oklahoma..... W, 5-0  
June 10-11, 2012 ...Oklahoma..... W, 5-1

2012 NCAA College World Series (Omaha, Neb.)

June 16, 2012.....Florida..... W, 7-3

From 2010 to 2012, South Carolina won 22 consecutive postseason games including 12 straight victories at the College World Series. Both are NCAA records. South Carolina's 30-4 (.882) record from 2010 to 2012 in the NCAA Tournament is the fifth best three-year postseason record in NCAA history.

During the streak, the Gamecocks won national championships in 2010 and 2011 and finished as national runner-up in 2012.

**Games Played**

Season: 75 Brian Buscher, Trey Dyson, Drew Meyer, Steve Thomas in 2002  
 Freshman: 69 Tanner English 2012  
 Career: 255 Michael Campbell 2003-06

**Consecutive Games Started**

Season: 75 Drew Meyer, 2002  
 Career: 236 Mac White, 1992-94

**Batting Average**

Season: *Fewer Than 100 AB:*  
 .440 Bill Harley 1931 (33-75)  
*More Than 100 AB:*  
 .419 Ryan Bordenick 1997 (96-229)  
 Freshman: .379 Hank Small 1974 (53-140)

**Career Batting Average**

One Year: .385 by Adrian Adkins 1988 (87-226)  
 Two Years: .373 by Joe Biernat 1992-93 (140-370)  
 Three Years: .365 by Skeets Thomas 1988-90 (230-631)  
 Four Years: .357 by Ryan Bordenick 1995-98 (211- 591)  
 Righthanded Batter: .365 by Skeets Thomas 1988-90  
 Lefthanded Batter: .373 by Joe Biernat 1992-93  
 Switch Hitter: .333 by Justin Smoak 2006-08 (246-739)

**At Bats**

Game: 9 Mark Gugino vs. Clemson 4/13/1994  
 Season: 334, Drew Meyer, 2002  
 Freshman: 256, Drew Meyer, 2000  
 Career: 950, Michael Campbell, 2003-06 (255 games)

**Hits**

Game: 6  
 Nate Janowicz vs. Kentucky 4/23/2000 (6 1B);  
 Ryan Bordenick vs. Clemson 4/23/97 (3 1B, 2 2B, 1 HR);  
 Mike Curry vs. Western Carolina 3/19/97 (5 1B, 1 HR);  
 Bill Harley vs. Erskine 4/11/31 (5 1B, 1 2B)  
 Season: 120 Drew Meyer (75 games)  
 Freshman: 89 Jackie Bradley, Jr. 2009 (63 games)  
 Career: 303 Mac White 1991-94 (236 games)  
 Righthanded Batter: 263 Whit Merrifield 2008-10 (195 games)  
 Lefthanded Batter: 303 Mac White 1991-94 (236 games)  
 Switch Hitter: 265 Landon Powell 2001-04 (251 games)

**Consecutive Hits**

9 by Tim Angiolini 1999 (4 Games);  
 by Skeets Thomas 1989 (2 games)

**Runs Scored**

Game: 6 Adam Everett vs. Clemson 4/23/1997;  
 Derick Urquhart vs. Clemson 4/23/1997;  
 Ryan Bordenick vs. Clemson 4/23/1997;  
 Randy Thompson vs. The Citadel 4/22/1992;  
 Joe McCarthy vs. Wofford 3/6/1980  
 Season: 102 Mike Curry 1998 (62 games)  
 Freshman: 71 Drew Meyer 2000 (65 games)  
 Career: 223 Derick Urquhart 1995-98 (217 games)  
 Righthanded Batter: 174 Garrett Carter 1985-88  
 Lefthanded Batter: 223 Derick Urquhart 1995-98  
 Switch Hitter: 188 Justin Smoak 2006-08 (194 games)

**Singles**

Game: 6 Nate Janowicz vs. Kentucky 4/23/2000  
 Season: 86 Drew Meyer 2002 (75 games)  
 Freshman: 65 Jackie Bradley, Jr. 2009 (63 games)  
 Career: 209 Drew Meyer 2000-02  
 Righthanded Batter: 191 Andrew Crisp 2005-08 (238 games)  
 Lefthanded Batter: 209 Drew Meyer 2000-02  
 Switch Hitter: 143 Jeff Barns 1985-87

**Doubles**

Inning: 2 Trey McDaniel vs. Charleston Southern 2/14/04

**Game: 3**

Dom Thompson-Williams at Furman 4/20/2016  
 Alex Destino vs. College of Charleston 3/29/2016  
 Evan Marzilli vs. Princeton 3/9/2012;  
 Adrian Morales vs. Kentucky 4/2/2011;  
 Christian Walker at Kentucky 5/7/2010;  
 Parker Bangs vs. Alabama 5/1/2010;  
 Phil Disher vs. Georgia 5/19/2007;  
 Reese Havens at Mississippi State 3/23/2007;  
 Harley Lail vs. Brown 3/9/2007;  
 Justin Smoak at Furman 5/16/2006;  
 Bryan Triplett vs. Arkansas 3/28/2004;  
 Steve Thomas vs. Clemson 3/2/2002;  
 Landon Powell vs. Charleston Southern 2/9/2002;  
 John McHenry vs. East Carolina, 2/11/2000;  
 Brian Roberts vs. Vanderbilt 3/26/1999;  
 Derick Urquhart vs. Clemson 4/23/1997;  
 Eric Stanton vs. Richmond 2/24/1996;  
 Mac White vs. LSU 3/28/1993;  
 Randy Thompson vs. The Citadel 4/2/1992;  
 Bobby Underwood vs. Southern Miss. 3/27/1988;  
 Phil Lillo vs. Newberry 2/23/1987;  
 Greg Morhardt vs. Mercer 4/3/1982;  
 Paul Hollins vs. Virginia 3/16/1981;  
 Jamey Thaw vs. Erskine 3/11/1981;  
 John Gambrell vs. Clemson 4/21/1972;  
 Charley Williams vs. Clemson 5/8/19/1962;  
 Heber (Rock) Stroud vs. MSU 3/27/1940  
 Season: 26 Steve Thomas 2002 (75 games)  
 Freshman: 22 Mike Curry 1996 (52 games)  
 Career: 67 Mac White 1991-94 (236 games)  
 Righthanded Batter: 45 Christian Walker (238 games)  
 Lefthanded Batter: 67 Mac White 1991-94 (197 games)  
 Switch Hitter: 61 Landon Powell 2001-04 (251 games)

**Triples**

Game: 2 Lonnie Chisenhall vs. Western Kentucky 2/10/2007; Steven Tolleson vs. Radford 2/18/2005; Michael Campbell vs. Florida 4/10/2004; Brian Buscher vs. Coastal Carolina 2/24/2002; Adam Everett vs. Auburn 3/7/1997; Rob DeBoer vs. Coastal Carolina 3/5/1991; Dave Hollins vs. Francis Marion 2/25/87; Jeff Barns vs. The Citadel 4/17/1986; Garrett Carter vs. Georgia Tech 3/2/1986; Phillip Wilson vs. Clemson 5/8/1982; John Marquardt vs. Tennessee 4/23/1978; Jeff Grantz vs. Clemson 5/8/1976; Earl Dunham vs. Wofford 5/14/1947; Bill Harley vs. Citadel 5/9/1931

Season: 8 Elliott Caldwell, 2015 (57 games)  
 Freshman: 5 Phillip Wilson 1982 (52 games)

Career: 13 Michael Campbell (255 games) 2003-06  
 Righthanded Batter: 12 Bill Harley 1930-32  
 Lefthanded Batter: 13 Michael Campbell 2003-06  
 Switch Hitter: 6 Jeff Barns 1985-87

**Home Runs**

Inning: 2 Kevin Melillo vs. Charleston Southern 2/14/2004; Mike Dezenzo vs. Charleston Southern 2/19/1993  
 Game: 3 Justin Smoak vs. Wofford 4/23/2008; Justin Smoak vs. USC Upstate 4/15/2008; James Darnell vs. Kentucky 3/29/2008; James Darnell at College of Charleston 3/18/2008; Landon Powell vs. Georgia 5/23/2004; Michael Campbell vs. Wofford 3/23/2004; Bryon Jeffcoat vs. Clemson 3/3/2001; Mark Gugino vs. Charlotte 3/11/1994; Jeff Barns vs. Louisville 4/7/1987; Charlie Aldrich vs. The Citadel 4/17/1986; Jeff Morris vs. Virginia Tech 3/5/1986; Rob Rinehart vs. Clemson 4/27/85; Dave Hollins vs. Cincinnati 3/21/1985; Chris Boyle vs. Baptist 4/15/1983  
 Season: 29 Yaron Peters 2002 (72 games)  
 Freshman: 17 Justin Smoak 2006 (66 games)  
 Career: 62 Justin Smoak 2006-08 (194 games)  
 Righthanded Batter: 48 Hank Small 1972-75  
 Lefthanded Batter: 45 Jeff Parnell 1990-93  
 Switch Hitter: 62 Justin Smoak 2006-08  
 Consecutive Games: 5 Trey Dyson 2000 (vs. Davidson, vs. Clemson, vs. Kentucky, 3)

**Runs Batted In**

Game: 9 Justin Smoak vs. USC Upstate 4/15/2008;  
 Ryan Bordenick vs. Clemson 4/23/1997;  
 Eric Stanton vs. West Virginia 3/2/1997;  
 Randy Thompson vs. The Citadel 4/2/1992;  
 Wes Westbrook vs. Ga. Southern 4/7/1979  
 Season: 95 Yaron Peters 2002 (72 games)  
 Freshman: 63 Justin Smoak 2006 (66 games)  
 Career: 207 Justin Smoak 2006-08 (194 games)  
 Righthanded Batter: 198 Chris Boyle 1981-84  
 Lefthanded Batter: 198 Mac White 1991-94  
 Switch Hitter: 207 Justin Smoak 2006-08

**Total Bases**


Game: 14 Jeff Barns vs. Louisville 4/7/1987 (2B, 3 HR); Charlie Aldrich vs. The Citadel 4/17/1986 (2 1B, 3 HR)  
 Season: 215 Yaron Peters 2002 (72 games - 46 1B, 19 2B, 1 3B, 23 HR)  
 Freshman: 143 Justin Smoak 2006 (39 1B; 18 2B; 0 3B; 17 HR)  
 Career: 485 Justin Smoak 2006-08 (194 games — 131 1B, 53 2B, 0 3B, 62 HR)  
 Righthanded Batter: 433 Hank Small 1972-75  
 Lefthanded Batter: 472 Mac White 1991-94  
 Switch Hitter: 485 Justin Smoak 2006-08

**Slugging Percentage**

Season: .767 John Marquardt 1978 (TB 135, AB 176)  
 Freshman: .586 Justin Smoak 2006 (TB 143, AB 244)

**Career Slugging Percentage**

Two Years: .698 Jerry Shepherd 1991-92 (TB 264, AB 378)  
 Three Years: .656 Justin Smoak 2006-08 (TB 485; AB 739)  
 Four Years: .626 Hank Small 1972-75 (TB 433; AB 692)



Drew Meyer (2000-02) was inducted into the USC Athletic Hall of Fame in 2013. Meyer's 120 hits in 2002 is a single-season record. He holds additional records including 209 career singles.

CAROLINA GAMECOCKS

STAFF

PLAYER PROFILES

OPPONENTS

SEASON IN REVIEW

HISTORY & RECORDS

CAROLINA GAMECOCKS


STAFF

PLAYER PROFILES

OPPONENTS

SEASON IN REVIEW

HISTORY & RECORDS



Trey Dyson hit for the cycle on May 20, 2000 in a 9-8 win at Duke. He is one of six Gamecocks to accomplish the feat.



Brian Roberts set a single-season record in 1999 with 67 stolen bases in 58 games.



Whit Merrifield hit safely in 26 straight games from 2009 to the 2010 season.

**Sacrifice Hits**

*Game:* 4 Tommy King vs. Arkansas 3/28/2004 (ties NCAA record)  
*Season:* 23 Whit Merrifield 2008 (63 games)  
*Freshman:* 23 Whit Merrifield 2008 (63 games)  
*Career:* 47 Whit Merrifield 2008-10 (195 games)

**Sacrifice Flies**

*Game:* 2, many players; most recent  
 Jonah Bride at USC Upstate (3/15/2016)  
*Freshman:* 2 Lonnie Chisenhall vs. Western Kentucky 2/10/2007  
*Season:* 8 Graham Saiko 2013 (63 games); Chase Vergason 2013 (63 games); Evan Marzilli 2012 (69 games); Jim Curl 1981 (61 games); Jim Pankovits 1974 (56 games)  
*Freshman:* 8 Jim Pankovits 1974 (56 games)  
*Career:* 17 Jim Curl 1978-81 (173 games)

**Times Hit by Pitch**

*Game:* 3 Scott Wingo vs. Duquesne 3/7/2008; Rob Streicher vs. Mississippi 3/16/1996; Brandon Walters vs. Charlotte 2/13/1996; Adrian Adkins vs. Ohio State 3/20/1988; Ricky Lee vs. Furman 3/5/1981  
*Season:* 21 Brandon Walters 1996 (52 games)  
*Freshman:* 17 Scott Wingo 2008 (63 games)  
*Career:* 63 Scott Wingo 2008-2011 (254 games)

**Stolen Bases**

*Game:* 5 several players; most recent  
 Mike Curry vs. Mississippi 4/3/1998  
*Season:* 67 Brian Roberts 1999 (58 games, 79 attempts)  
*Freshman:* 20 Mike Curry 1996 (52 games, 25 attempts)  
*Career:* 122 Mike Curry 1996-98 (167 games, 139 attempts)  
 Mark Van Bever 1975-77 (162 games, 142 attempts)

**Times Caught Stealing**

*Season:* 14 Drew Meyer 2002 (53 attempts)  
*Freshman:* 7 Mac White 1991 (60 games, 23 attempts)  
*Career:* 24 Drew Meyer 2000-02 (209 games, 96 attempts)

**Opponents Caught Stealing**

*Game:* 4 Dave Willman vs. Florida State 4/22/1990  
*Season:* 23 Landon Powell 2003  
*Career:* 55 Landon Powell 2001-04 (251 games); Dave Willman 1989-92 (182)

**Bases on Balls**

*Game:* 4 several players; most recent  
 John Jones vs. Penn State (2/27/2016)  
*Season:* 71 Joe McCarthy 1981 (59 games)  
*Freshman:* 43 Drew Meyer 2000 (65 games)  
*Career:* 151 Justin Smoak 2006-08 (194 games)  
*Righthanded Batter:* 123 John Sullivan 1981-82-83-84  
*Lefthanded Batter:* 149 Jeff Parnell 1990-91-92-93  
*Switch Hitter:* 151 Justin Smoak 2006-08

**Intentional Bases on Balls**

*Game:* 3 Jeff Parnell vs. Arkansas 4/3/1993  
*Season:* 18 Justin Smoak 2008 (63 games)  
*Career:* 28 Justin Smoak 2006-08 (194 games)

**Hit for Cycle**

Kyle Martin at Florida 4/11/2015  
 Brendan Winn vs. Charleston Southern 2/14/2004;  
 Michael Floyd vs. Davidson, 3/13/2001;  
 Trey Dyson vs. Duke 5/10/2000;  
 Brennan Dees vs. Wofford 3/22/2000;  
 Derek Urquhart vs. Vanderbilt 4/24/1998;  
 Derek Urquhart vs. George Mason 3/5/1995

**Strikeouts**


*Game:* 4 many players; most recent  
 John Jones vs. The Citadel (5/17/2016)  
*Season:* 85 Brendan Winn 2004 (70 games)  
*Freshman:* 71 Tanner English 2012 (69 games)  
*Career:* 252 Jeff Parnell 1990-93 (223 games)  
*Righthanded Batter:* 195 Craig Dour 1994-97  
*Lefthanded Batter:* 252 Jeff Parnell 1990-93  
*Switch Hitter:* 171 Landon Powell 2001-04



Derek Urquhart hit for the cycle in 1995 and in 1998.

**Consecutive Games Batting Safely**

31 Gene Cone 2016  
*Freshman:* 19 Hank Small 1972



When the calendar turned to June, Christian Walker's consistent bat was crucial to Carolina's run throughout the postseason from 2010-12.

At the College World Series, he tied Dustin Ackley of North Carolina for a College World Series record with 28 career hits.

For three straight years he earned College World Series All-Tournament Team honors.



**Innings Pitched**

*Game:* 15 Billy Reitmeier vs. North Carolina 4/8/67 (No Decision)  
*Season:* 149 Jim Lewis 1977 (20 appearances)  
*Freshman:* 102.0 Braden Webb 2016 (18 appearances)  
*Career:* 482.0 Kip Bouknight 1998-01 (81 appearances)  
*Righthanded:* 482.0 Kip Bouknight 1998-01 (81 appearances)  
*Lefthanded:* 361 1/3 Jason Haynie 1993-96 (68 appearances)

**Appearances**

*Season:* 50 John Taylor 2011 (50 relief)  
*Freshman:* 31 Matt Price 2010  
*Career:* 110 Tyler Webb 2010-13 (12 starts, 98 relief)  
*Righthanded:* 102 Matt Price 2009-12 (6 starts, 96 relief)  
*Lefthanded:* 110 Tyler Webb 2010-13 (12 starts, 98 relief)

**Starts**

*Season:* 20 Michael Roth 2012; Michael Roth 2011; Blake Cooper 2010  
*Freshman:* 17 Braden Webb 2016  
*Career:* 66 Kip Bouknight, 1998-01  
*Righthanded:* 66 Kip Bouknight, 1998-01  
*Lefthanded:* 61 Jason Haynie 1993-96

**Relief Appearances**

*Season:* 50 John Taylor 2011  
*Freshman:* 31 Matt Price 2010  
*Career:* 98 Tyler Webb 2010-13  
*Righthanded:* 96 Matt Price 2009-12  
*Lefthanded:* 98 Tyler Webb 2010-13

**Won-Loss Percentage**

*Season:* 1.000 Randy Martz 1977 (14-0); others with fewer wins  
*Freshman:* 1.000 Sam Dyson 2008 (8-0) others with fewer wins

**Career Won-Loss Percentage**

*One Year:* 1.000 Randy Martz 1977 (14-0)  
*Two Years:* 1.000 Ray Lavigne 1974-75 (13-0)  
*Three Years:* .795 David Marchbanks 2001-03 (31-8)  
*Four Years:* .918 Earl Bass 1972-75 (34-3)

**Wins**

*Season:* 17 Kip Bouknight 2000 (17-1); Earl Bass 1975 (17-1)  
*Freshman:* 11 Kip Bouknight 1998 (11-3)  
*Career:* 45 Kip Bouknight 1998-01(45-12)  
*Righthanded:* 45 Kip Bouknight 1998-01  
*Lefthanded:* 36 Tim Lewis 1973-76

**Losses**

*Season:* 7 Brian Rountree 1989 (6-7); Bill Camp 1951 (2-7)  
*Freshman:* 6 Braden Webb 2016 (10-6)  
*Career:* 18 Jason Haynie 1993-96 (27-18)  
*Righthanded:* 15 Aaron Rawl 2002-05; Heyward Tunstill 1952-55  
*Lefthanded:* 18 Jason Haynie 1993-96 (27-18)

**Saves**

*Season:* 21 Blake Taylor 2002 (33 appearances) (31 appearances)  
*Freshman:* 10 Matt Price 2010 (102 appearances)  
*Career:* 43 Matt Price 2009-12 (102 appearances)  
*Righthanded:* 43 Matt Price 2009-12 (102 appearances)  
*Lefthanded:* 20 Tyler Webb 2010-13 (110 appearances)

**Decisions**

*Season:* 18 David Marchbanks 2003 15-3); Kip Bouknight 2000 (17-1); Mike Cook 1985 (16-2); Earl Bass 1975 (17-1)  
*Freshman:* 16 Braden Webb 2016 (10-6)  
*Career:* 57 Kip Bouknight 1998-01 (45-12)  
*Righthanded:* Kip Bouknight 1998-01 (45-12)  
*Lefthanded:* 42 Tim Lewis 1973-76 (36-6)

**Shutouts**

*Season:* 4 Earl Bass 1975 (18 starts); Earl Bass 1974 (15 starts); Greg Ward 1973 (10 starts); Alan Hilliard 1973 (10 starts)  
*Freshman:* 2 Earl Bass 1972 (9 starts)  
*Career:* 10 Earl Bass 1972-75 (44 starts)  
*Righthanded:* 10 Earl Bass 1972-75  
*Lefthanded:* 5 Tim Lewis 1973-76; Bobby Bryant 1965-67; Alan Hilliard 1970-73

**Strikeouts**

*Game:* 17 Alan Hilliard vs. The Citadel 4/25/1972; George Beam vs.N.C. State 3/4/1972  
*Freshman (Game):* 15 Brian Williams vs. Georgia Tech 5/29/1988  
*Season:* 168 Mike Cook,1985 (141 IP); Earl Bass 1975 (148 IP)  
*Freshman:* 128 Braden Webb 2016 (102.0 IP)  
*Career:* 457 Kip Bouknight, 1998-01 (482 innings)  
*Righthander:* 457 Kip Bouknight, 1998-01 (482 innings)  
*Lefthander:* 332 Tim Lewis 1973-76

**Bases on Balls**

*Season:* 66 Jared Baker 1991 (122 2/3 IP)  
*Freshman:* 48 Braden Webb 2016 (102.0 IP)  
*Career:* 182 Kip Bouknight 1998-01 (482 innings pitched)  
*Righthander:* 182 Kip Bouknight 1998-01 (482 IP)  
*Lefthander:* 171 Jason Haynie 1993-96 (361 1/3 IP)

**Strikeouts Per Nine Innings**

*Season:* 13.42 Matt Price 2010 (83 SO, 55 2/3 IP)  
*Freshman:* 13.42 Matt Price 2010 (83 SO, 55 2/3 IP)  
*Career:* 11.7 Lee Gronkiewicz 1999-01 (108 IP)

**Fewest BB Per Nine Innings**

*Season:* 1.02 Jack Wynkoop 2014 (10 BB, 88.0 IP)  
*Freshman:* 1.17 Greg Ward 1972 (6 BB, 78 1/3 IP)  
*Career:* 1.55 Lovard McMichael 1964-66 (36 BB, 209 IP; NCAA Record)

**Earned Run Average**

*Season (min 2 decisions):* 0.36 Josh Reagan (25 1/3 IP, 1 ER, 3-0)  
*Season (min 40 IP):* 0.76 Jeff Twitty 1979 (47 2/3 IP, 3 ER, 5-2 — 2nd in NCAA)  
*Freshman:* 1.50 Earl Bass 1972 (65 2/3 IP, 11 ER, 5-1)  
*Career:* 1.34 Earl Bass 1972-75 (328 1/3 IP, 49 ER, 34-3)

**Hit Batters**

*Game:* 4 Kip Bouknight vs. Liberty 5/26/2000; George Beam vs. Western Carolina 4/10/1972  
*Season:* 20 Sam Dyson 2010 (103.0 IP)  
*Freshman:* 14 Forrest Koumas 2011 (73.0 IP)  
*Career:* 44 Blake Cooper 2007-10 (377.0 IP)

**Wild Pitches**

*Season:* 18 Gary Bell 2002 (110 IP) (64 2/3 IP)  
*Freshman:* 14 Braden Webb 2016 (102.0 IP) Wally Maynard 1992 (47 2/3 IP)  
*Career:* 31 Brent Moore 1994-97 (143.1 IP)

**Balks**

*Game:* 3 Tony Spires vs. Clemson 3/31/89; Larry Price vs. Georgia Tech 3/12/83  
*Season:* 10 Rich Pratt 1992 (85 2/3 IP)  
*Freshman:* 3 Nolan Belcher 2009 (82 2/3 IP)  
*Career:* 16 Rich Pratt 1990-93 (345 IP)

**Runners Picked Off**

*Season:* 12 Scott Pace 1994 (106 1/3 IP)  
*Freshman:* 3 Nolan Belcher 2009 (82 2/3 IP) Rich Pratt 1990 (56 1/3 IP)  
*Career:* 23 Rich Pratt 1990-93 (345 IP)

**Consecutive Strikeouts**


*Game:* 7 Alex Farotto at Mississippi State 3/25/2007; George Beam vs. N.C. State 3/4/1972  
*Freshman:* 5 Matt Threehouse vs. Western Carolina 2/26/1989

**No Hit Games**

Colby Holmes, Forrest Koumas and Josh Knab vs. Albany 2/24/2013 (14-1)  
 Ray Lavigne vs. George Mason 3/26/1975 (8-0)  
 Tim Lewis vs. Old Dominion 3/25/1975 (10-0)  
 Billy Reitmeier vs. Georgia 3/27/1967 (5-0)  
 Frank Sherer vs. Presbyterian 5/3/1949 (6-0)  
 Grayson Wolfe vs. Presbyterian 5/3/1932 (22-1)  
 Milton Adams vs. Guilford 4/3/1914 (1-0)

**No Hit Games by Opponents**

Brad Myers, Northwestern 2/24/1990 (4-0)  
 Herb Busch, Virginia 5/10/1957 (5-0)  
 Billy Odell, Clemson 5/4/1954



Earl Bass and Kip Bouknight figure prominently in the record book.

Both players were All-America selections and are tied for the single-season record at South Carolina with 17 victories.

Bass recorded four complete game shutouts, both in 1974 and 1975 and holds the career record with 10 in 44 starts. His career earned run average of 1.34 is still the best in school history as he allowed just 49 earned runs in 328.1 career innings.

Bouknight was the 2000 Golden Spikes Award winner presented by USA Baseball. He holds career school records for innings pitched (482.0), starts (66), wins (45) and innings pitched (457.0).

Bass was inducted into the USC Hall of Fame in 1989. Bouknight was inducted into the USC Hall of Fame in 2007.

CAROLINA GAMECOCKS

STAFF

PLAYER PROFILES

OPPONENTS

SEASON IN REVIEW

HISTORY & RECORDS

FIELDING PERCENTAGE

**Pitcher**  
*Season:* 1.000; Kip Bouknight, 2001 (16 PO, 25 A); others with fewer chances  
*Career:* 1.000 Loveard McMichael 1964-66 (5 PO, 78 A); others with fewer chances

**Catcher**  
*Season:* 1.000 Drew Choate 1972 (275 PO, 29 A)  
*Career:* .994 Grayson Greiner 2012-14 (1168 PO, 97 A, 7 E)

**First Baseman**  
*Season:* 1.000 Steve Pearce 2004 (460 PO, 22 A, 0 E, 50 games)  
*Career:* .997 Steve Pearce 2004-05 (795 PO, 61A, 3E)

**Second Baseman**  
*Season:* .988 DC Arendas 2014 (67 PO, 104 A, 2 E)  
*Career:* .981 Jeff Grantz 1973-76 (178 PO, 239 A, 8E)

**Third Baseman**  
*Season:* .975 Jonah Bride 2016 (33 PO, 84 A, 3 E, 64 games)  
*Career:* .963 Neil Giesler 2005-06 (70 PO, 137 A, 8 E, 100 games)

**Shortstop**  
*Season:* .976 Bobby Haney 2010 (83 PO, 162 A, 6 E)  
*Career:* .969 Jeff Grantz 1973-76 (121 PO, 194 A, 10 E)

**Outfielder**  
*Season:* 1.000 Marcus McBeth 2000 (148 PO, 5 A); others with fewer chances  
*Career (Min. 100 chances):* 1.000 Randy Rodgers 1978-79 (117 PO, 5A)

PUTOUTS

**Pitcher**  
*Game:* 7 Kip Bouknight vs. Delaware State 2/16/2001  
*Season:* 16 Kip Bouknight 2001 (23 games)  
*Career:* 30 Kip Bouknight 1998-2001 (81 games)

**Catcher**  
*Game:* 19 Drew Choate vs. NC State 3/4/72  
*Season:* 609 Landon Powell 2004 (70 games)  
*Career:* 1,768 Landon Powell 2001-04 (242 games)

**First Baseman**  
*Game:* 19 Eric Stanton vs. Vanderbilt 4/21/1996; Ray Baksh vs. Florida 5/8/1994  
*Season:* 629 Christian Walker 2011 (69 games)  
*Career:* 1,626 Justin Smoak 2006-08 (194 games)

**Second Baseman**  
*Game:* 13 Wallie Jones vs. North Carolina 4/8/1967  
*Season:* 137 Scott Wingo 2011 (69 games)  
*Career:* 425 Scott Wingo 2008-11 (254 games)

**Third Baseman**  
*Game:* 4 several players; most recent Randy Stegall vs. Kentucky 5/13/1994  
*Season:* 61 Brian Buscher 2003 (67 games)  
*Career:* 150 Jim Pankovits 1974-76 (135 games)

**Shortstop**  
*Game:* 6 Drew Meyer vs. LSU 4/8/2001; Randy Thompson vs. Georgia Tech 4/23/1991  
*Season:* 116 Drew Meyer 2002 (75 games)  
*Career:* 337 Greg Jonson 1977-80 (198 games)

**Outfielder**  
*Game:* 9 Jon Coutlangus vs. Florida 3/23/2002; Gene Cone at Coastal Carolina 3/24/2015  
*Season:* 168 Marcus McBeth 2001 (69 games)  
*Career:* 494 Mac White 1991-94 (23 games)

ASSISTS

**Pitcher**  
*Game:* 6 Rich Pratt vs. Newberry 2/17/1991; Randy Martz vs. Liberty Baptist 3/11/1977  
*Season:* 35 Michael Roth 2011 (21 games)  
*Career:* 71 Greg Ward 1972-75 (54 games)

**Catcher**  
*Game:* 5 Brian Hucks vs. Florida 5/5/1996  
*Season:* 65 Landon Powell 2004 (70 games)  
*Career:* 190 Landon Powell 2001-04 (242 games)

**First Baseman**  
*Game:* 7 Trey Dyson vs. Delaware State 2/16/2001  
*Season:* 65 Joe Datin 1985 (69 games)  
*Career:* 120 Jeff Parnell 1990-93 (208 games)

**Second Baseman**  
*Game:* 9 Kevin Melillo vs. LSU 4/5/2003  
*Season:* 245 Scott Wingo 2011 (69 games)  
*Career:* 743 Scott Wingo 2008-11 (254 games)

**Third Baseman**  
*Game:* 9 John Marquardt vs. Georgia Southern 4/11/1978  
*Season:* 141 Brian Buscher 2003 (67 games)  
*Career:* 372 John Sullivan 1981-84 (183 games)

**Shortstop**  
*Game:* 11 Ryan Szejebka vs. Florida 5/18/1994  
*Season:* 218 Adam Everett 1998 (62 games)  
*Career:* 644 Greg Jonson 1977-80 (198 games)

**Outfielder**  
*Game:* 2 many players, most recent TJ Hopkins vs. Albany 2/19/2016  
*Season:* 10 Paul Hollins 1981 (57 games)  
*Career:* 22 Michael Campbell 2003-06 (255 games)

ERRORS

**Pitcher**  
*Game:* 2 many players, most recent Josh Reagan vs. Stetson 3/4/2014  
*Season:* 6 Randy Martz 1977 (16 games); Bobby Bryant 1966 (10 games)  
*Career:* 11 Bobby Bryant 1965-67 (46 games)

**Catcher**  
*Game:* 4 Chris Boyle vs. Georgia Southwestern 3/23/1981  
*Season:* 12 Chris Boyle 1982 (35 games)  
*Career:* 28 Chris Boyle 1981-84

**First Baseman**  
*Game:* 2 several players, most recent Ray Baksh vs. Kentucky 5/13/1994  
*Season:* 14 Jeff Parnell 1991 (62 games)  
*Career:* 38 Jeff Parnell 1990-93 (208 games)

**Second Baseman**  
*Game:* 3 several players, most recent Jamey Thaw vs. Ohio State 3/28/1981  
*Season:* 28 Jamey Thaw 1981 (55 games)  
*Career:* 45 Jamey Thaw 1980-83 (135 games)

**Third Baseman**  
*Game:* 4 Kenny Welch vs. Georgia Tech 3/27/1989; John Marquardt vs. Coastal Carolina 3/2/1978  
*Season:* 24 Dave Hollins 1986 (65 games)  
*Career:* 58 Dave Hollins 1985-87 (164 games)

**Shortstop**  
*Game:* 4 Brandon Walters vs. College of Charleston 2/10/1996; Craig Dour vs. Georgia 4/17/1994; Jeff Barns vs. Newberry 2/23/1986  
*Season:* 29 Joe Biernat 1993 (60 games)  
*Career:* 56 Drew Meyer 2000-02 (209 games)

**Outfielder**  
*Game:* 3 John Gambrell vs. Georgia Southern 4/6/1974  
*Season:* 9 John Gambrell 1974 (56 games)  
*Career:* 17 John Gambrell 1971-74 (164 games)

PASSED BALLS

*Game:* 3 Landon Powell vs. VCU 2/9/2001; Marcos Rios vs. Duke 5/11/1999  
*Season:* 20 Marcos Rios 1999 (49 games)  
*Career:* 35 Dave Willman 1989-92 (195 games)




Landon Powell played 251 games in a four-year career with the Gamecocks. He was a two-time All-SEC selection and earned All-America honors in 2004. Powell's 609 putouts in 2004 is a single-season record. He also holds the career record with 1,768 putouts. He was inducted into the USC Hall of Fame in 2014.

Grayson Greiner set a school record with a .994 fielding percentage in his three-year career. From 2012-14, Greiner had 1,168 putouts, 97 assists and just seven errors. He earned All-America honors in 2014 and was a 3rd round MLB Draft selection in 2014. Greiner is currently a member of the Detroit Tigers organization.


Year	Player	H	AB	Avg
2016	Gene Cone	78	215	.363
2015	Kyle Martin	71	203	.350
2014	Kyle Martin	82	244	.336
2013	LB Dantzer	69	214	.322
2012	Christian Walker	77	240	.321
2011	Christian Walker	97	271	.358
2010	Jackie Bradley Jr.	89	242	.368
2009	DeAngelo Mack	92	255	.361
2008	Justin Smoak	90	235	.383
2007	James Darnell	79	239	.331
2006	Michael Campbell	76	209	.364
2005	Steve Pearce	82	229	.358
2004	Steve Pearce	92	266	.346
<b>2003</b>	<b>Brian Buscher</b>	<b>106</b>	<b>270</b>	<b>.393</b>
2002	Yaron Peters	106	281	.377
2001	Michael Floyd	70	200	.350
2000	Nate Janowicz	92	271	.339
1999	Adam Poe	79	206	.383
1998	Mike Curry	102	260	.400
1997	Ryan Bordenick	96	229	.419
1996	Mike Curry	66	191	.346
1995	Mark Mapes	70	204	.343
1994	Mac White	84	229	.367
<b>1993</b>	<b>Joe Biernat</b>	<b>94</b>	<b>233</b>	<b>.403</b>
1992	Dave Wilman	75	199	.377
1991	Jerry Shepherd	74	193	.383
1990	Skeets Thomas	82	214	.383
1989	Skeets Thomas	76	204	.373
1988	Adrian Adkins	87	226	.385
1987	Charlie Aldrich	83	213	.390
1986	Joe Datin	63	173	.364
1985	Rob Rinehart	94	241	.390
1984	Jim St. Laurent	56	156	.359
1983	Jim St. Laurent	67	178	.376
1982	Larry Hernandez	62	180	.344
1981	Rob Lowery	82	203	.404
1980	Greg Jonson	65	177	.367
1979	Etienne Farquharson	57	172	.331
1978	John Marquardt	67	176	.381
1977	Mookie Wilson	66	185	.357
1976	Greg Keatley	73	183	.399
1975	Hank Small	78	200	.390
1974	Hank Small	68	189	.360
1973	John Gambrell	46	141	.326
1972	Hank Small	53	140	.379
1971	Butch Anderson	37	112	.330
1970	Butch Anderson	35	113	.310
1969	Don Stanley	37	128	.289
1968	Billy Cash	24	75	.320
1967	Dan Scarpa	29	79	.367
1966	Mike Fair	29	94	.309
1965	Dan Scarpa	31	90	.344
1964	Hoke Greiner	37	109	.339
1963	Dick Moseley	28	80	.350
1962	Jack McCathern	32	80	.400

Bold indicates SEC leader



Justin Smoak concluded his three-year career at South Carolina as one of the greatest offensive players in school history. A two-time All-America recipient (2007-08), Smoak was a consensus selection in the nation at first base in his junior season after he hit .383 with 23 HR and 72 RBI. In his three-year career, Smoak set school records for home runs (62), runs batted in (207), bases on balls (151) and total bases (485). He is fifth on the SEC career list for home runs and is one of only seven players in SEC history to record 60 or more round trippers. He started every game at first base for three straight years with 195 consecutive starts on the corner.

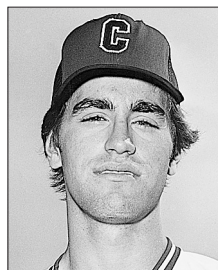
Since 1962 Six Gamecocks Have Hit .400 or Better On The Season



Jack McCathern  
1962 - .400




Rob Lowery  
1981 - .404




Paul Hollins  
1981 - .400



Joe Biernat  
1993 - .403



Ryan Bordenick  
1997 - .419



Mike Curry  
1998 - .400

CAROLINA GAMECOCKS

STAFF

PLAYER PROFILES

OPPONENTS

SEASON IN REVIEW

HISTORY & RECORDS

**Games Played**

75	Brian Buscher	2002
75	Trey Dyson	2002
75	Drew Meyer	2002
75	Steve Thomas	2002
74	Justin Harris	2002
74	Landon Powell	2002
73	Garris Gonce	2002
72	Yaron Peters	2002
70	Whit Merrifield	2010
70	Scott Wingo	2010
70	Michael Campbell	2004
70	Steve Pearce	2004
70	Landon Powell	2004
70	Bryan Triplett	2004
70	Brendan Winn	2004

**At Bats**

334	Drew Meyer	2002
302	Justin Harris	2002
296	Whit Merrifield	2010
296	Steve Thomas	2002
294	Brian Buscher	2002
285	Jeff Barns	1985
284	Trey Dyson	2002
281	Yaron Peters	2002
279	Garris Gonce	2002
279	Marcus McBeth	2001

**Runs Scored**

102	Mike Curry	1998
87	Drew Meyer	2002
82	Adam Everett	1997
81	Yaron Peters	2002
81	Ryan Bordenick	1997
81	Derick Urquhart	1997
79	Brian Roberts	1999
79	Derick Urquhart	1998
77	Mike Curry	1997
76	Reese Havens	2008
76	Joe Datin	1985

**Hits**

120	Drew Meyer	2002
106	Brian Buscher	2003
106	Yaron Peters	2002
105	Steve Thomas	2002
104	Mike Curry	1998
100	Adam Everett	1998
100	Jeff Barns	1985
98	Justin Harris	2003
97	Christian Walker	2011
96	Ryan Bordenick	1997

**Singles**

86	Drew Meyer	2002
79	Justin Harris	2003
75	Neil Giesler	2006
72	Jeff Barns	1985
71	Joe Biernat	1993
70	Brian Buscher	2003
69	Whit Merrifield	2010
68	Mike Curry	1998
68	Scott Wingo	2011
66	Kyle Martin	2014
66	Garry Hancock	1975

**Doubles**

26	Steve Thomas	2002
24	Dave Smyth	1986
23	Andrew Crisp	2009
23	Landon Powell	2003
23	Drew Meyer	2002
22	Bryan Triplett	2004
22	Yaron Peters	2002
22	Brandon Pack	2000
22	Mike Curry	1996
21	Christian Walker	2011
21	Marcus McBeth	2001
21	Brian Roberts	1999
21	Adam Everett	1998
21	Derick Urquhart	1997
21	Rob Rinehart	1985

**Triples**

8	Elliott Caldwell	2015
6	Jake Williams	2011
6	Brian Buscher	2002
5	Michael Campbell	2005
5	Drew Meyer	2002
5	Nate Janowicz	2000
5	Brennan Dees	2000
5	Mike Curry	1998
5	Mike Curry	1997
5	Adam Everett	1997
5	Garrett Carter	1986
5	Phillip Wilson	1982
5	John Marquardt	1978
5	Jim Pankovits	1975
5	John Sykes	1950
5	Bill Harley	1931

**Home Runs**

29	Yaron Peters	2002
23	Nick Ebert	2009
23	Justin Smoak	2008
23	Joe Datin	1985
22	Justin Smoak	2007
22	Tripp Kelly	2000
21	Steve Pearce	2005
21	Steve Pearce	2004
21	Tim Whittaker	2001
20	Derick Urquhart	1998

**Runs Batted In**

95	Yaron Peters	2002
88	Joe Datin	1985
87	Ryan Bordenick	1997
81	James Darnell	2008
77	Derick Urquhart	1998
76	Ryan Bordenick	1998
75	Jeff Morris	1986
75	Jim Curl	1981
74	Tim Whittaker	2001
74	Brandon Pack	2000

**Total Bases**

245	Yaron Peters	2002
179	Joe Datin	1985
178	Justin Smoak	2008
177	Mike Curry	1998
174	Brian Buscher	2003
173	Steve Pearce	2004
172	Steve Thomas	2002
171	Drew Meyer	2002
168	Adam Everett	1998
168	Derick Urquhart	1998

**Strikeouts**

85	Brendan Winn	2004
80	Jeff Parnell	1993
78	Brendan Winn	2005
76	Craig Dour	1995
73	Eric Stanton	1998
72	Phil Disher	2008
71	Tanner English	2012
70	Phil Disher	2007
67	Tripp Kelly	2000
66	Rob DeBoer	1994

**Bases on Balls**

71	Joe McCarthy	1981
65	Jeff Parnell	1992
65	Joe Datin	1985
58	Reese Havens	2008
57	Justin Smoak	2008
55	Mark Gugino	1993
55	Larry Hernandez	1982
54	Justin Smoak	2007
54	Ryan Bordenick	1998
53	Nick Ebert	2009
53	Stacy Stokes	1994

**Batting Average (Min. 100 AB)**

.419	Ry. Bordenick	1997	(96-229)
.404	Rob Lowery	1981	(82-203)
.403	Joe Biernat	1993	(94-233)
.400	Mike Curry	1998	(102-260)
.400	Paul Hollins	1981	(88-220)
.400	Jack McCathern	1962	(N/A)
.399	Greg Keatley	1976	(73-183)
.393	Brian Buscher	2003	(106-270)
.390	Rob Rinehart	1985	(94-241)
.390	Hank Small	1975	(78-200)
.385	Adrian Adkins	1988	(87-226)
.385	Charlie Aldrich	1987	(82-213)

**Stolen Bases**

67	Brian Roberts	1999
60	Mike Curry	1998
56	Mark Van Bever	1976
51	Joe McCarthy	1981
46	Mark Van Bever	1977
42	Mike Curry	1997
41	Mark Gugino	1993
39	Drew Meyer	2002
36	Joe McCarthy	1980
36	Etienne Farquharson	1979

**Slugging Percentage**

.767	John Marquardt	1978	(135-176)
.765	Yaron Peters	2002	(215-281)
.757	Justin Smoak	2008	(178-235)
.750	Hank Small	1975	(150-200)
.715	Jerry Shepherd	1991	(138-193)
.714	Paul Hollins	1981	(157-220)
.713	Nick Ebert	2009	(149-209)
.703	Steve Pearce	2005	(161-229)
.699	Joe Datin	1985	(179-256)
.695	Rob Lowery	1981	(141-203)

**Yaron Peters was 2002 SEC Player of the Year after hitting a single-season school record 29 homers with 95 runs batted in. He owned a .765 slugging percentage and 245 total bases.**

Steve Pearce had a stellar two-year career from 2004-05 for the Gamecocks.

Pearce hit 21 homers for the 2004 Gamecocks and helped lead Carolina to the College World Series. He followed that up with 21 more homers in 2005. Pearce's .703 slugging percentage in 2005 is eighth best in school history. His career total of 42 homers is tied for seventh best in school history.



<b>Game Appearances</b>			<b>Undefeated Records (Min. 7 wins)</b>		
50	John Taylor	2011	14-0	Randy Martz	1977
39	Tyler Webb	2012	11-0	Tim Lewis	1975
37	Michael Roth	2010	8-0	Sam Dyson	2008
37	Chad Blackwell	2004	8-0	Ray Lavigne	1975
37	Blake Taylor	2002	7-0	Adam Hill	2016
36	Matt Price	2011	7-0	Harris Honeycutt	2006
36	Lee Gronkiewicz	2001	7-0	Zac McCamie	2004
36	Craig Ross	1994	7-0	Chris Spigner	2002
33	Jose Mata	2010	7-0	Peter Bauer	1998
32	Tyler Webb	2013	7-0	Dave Menhart	1986
32	Scott Barber	2000	7-0	Mike Werner	1983
			7-0	Grady Faircloth	1950
<b>Games Started</b>			<b>Games Won (Min. 10)</b>		
20	Michael Roth	2012	17	Kip Bouknight	2000 17-1
20	Michael Roth	2011	17	Earl Bass	1975 17-1
20	Blake Cooper	2010	16	Mike Cook	1985 16-2
19	Matt Campbell	2004	15	David Marchbanks	2003 15-3
19	Aaron Rawl	2004	14	Michael Roth	2011 14-3
19	David Marchbanks	2003	14	Randy Martz	1977 14-0
19	Gary Bell	2002	14	Greg Ward	1975 14-3
19	Kip Bouknight	2000	13	Blake Cooper	2010 13-2
19	Brian Rountree	1988	13	Aaron Rawl	2004 13-4
19	Mike Cook	1985	13	Peter Bauer	2000 13-2
<b>Complete Games</b>			12	Dennis Lubert	1981 12-2
13	Jim Lewis	1977	12	Earl Bass	1974 12-1
10	Dennis Lubert	1981	11	Kip Bouknight	1998 11-3
10	Randy Martz	1977	11	Rich Pratt	1993 11-3
9	Tim Lewis	1976	11	Matt Threhouse	1992 11-4
9	Earl Bass	1975	11	Jared Baker	1991 11-4
9	Larry Erbaugh	1972	11	Joe Kucharski	1982 11-3
8	Mike Cook	1985	11	Tim Lewis	1975 11-0
8	Earl Bass	1974	11	Tim Lewis	1974 11-2
8	Greg Ward	1974	10	Braden Webb	2016 10-6
<b>Innings Pitched</b>			10	Gary Bell	2002 10-3
149.0	Jim Lewis	1977	10	Kip Bouknight	2001 10-4
148.0	Earl Bass	1975	10	Gary Bell	2001 10-5
145.0	Michael Roth	2011	10	Joe Cardwell	1988 10-3
144.0	Kip Bouknight	2000	10	Rodney Richey	1987 10-2
141.0	Mike Cook	1985	10	Gary Parmenter	1983 10-1
137.0	Michael Roth	2012	10	Don Gordon	1982 10-3
137.0	Blake Cooper	2010	10	Bret Baynam	1981 10-1
135.1	David Marchbanks	2003	10	Bill Landrum	1980 10-2
131.2	Randy Martz	1977	10	Tim Lewis	1976 10-3
124.1	Peter Bauer	2000	10	Greg Ward	1974 10-4

<b>Games Lost</b>			<b>Strikeouts (100 or more)</b>		
7	Bill Camp	1951 2-7	168	Mike Cook	1985
6	Braden Webb	2016 10-6	168	Earl Bass	1975
6	Jack Wynkoop	2014 7-6	151	Jared Baker	1991
6	Blake Cooper	2008 5-6	145	Jim Lewis	1977
6	Aaron Rawl	2005 9-6	145	Matt Campbell	2004
6	Matt Campbell	2004 10-6	143	Kip Bouknight	2000
6	Brett Jodie	1998 6-6	129	Clarke Schmidt	2016
6	Jason Haynie	1996 7-6	129	Earl Bass	1974
6	Jim Stoops	1995 4-6	128	Braden Webb	2016
6	Jason Haynie	1994 8-6	126	Blake Cooper	2010
6	Jared Baker	1992 5-6	125	Brian Williams	1990
6	Rich Pratt	1991 4-6	125	Brian Rountree	1988
6	Charlie Young	1989 3-6	124	Kip Bouknight	1999
6	Larry Price	1985 3-6	116	J.J. Pearsall	1995
6	Jim Lewis	1977 11-6	116	Greg Ward	1974
			114	Jared Baker	1992
			113	Brett Jodie	1998
<b>Shutouts</b>			113	Tim Lewis	1976
4	Earl Bass	1975	112	Michael Roth	2011
4	Earl Bass	1974	108	Zac McCamie	2005
4	Allen Hilliard	1973	106	Randy Martz	1977
4	Greg Ward	1973	105	Harris Honeycutt	2007
3	Don Gordon	1981	105	Billy Buckner	2004
3	Jim Lewis	1977	104	Kip Bouknight	2001
3	Jim Lewis	1976	102	Matt Threhouse	1992
3	Bobby Bryant	1965	102	Greg Ward	1975
3	Loveard McMichael	1963	102	Greg Ward	1975
2	16 pitchers last	Sam Dyson 2010	101	Sam Dyson	2010
			101	Rich Pratt	1993
			100	Scott Barber	2000
			100	Bobby Bryant	1967
<b>Bases on Balls</b>			<b>Decisions</b>		
66	Jared Baker	1991	18	David Marchbanks	2003 15-3
64	Jared Baker	1992	18	Kip Bouknight	2000 17-1
60	Mike Cook	1985	18	Mike Cook	1985 16-2
57	Chris Spigner	2001	18	Earl Bass	1975 17-1
56	Jason Haynie	1994	17	Michael Roth	2011 14-3
55	J.J. Pearsall	1995	17	Aaron Rawl	2004 13-4
55	Brian Williams	1990	17	Jim Lewis	1977 11-6
53	Kip Bouknight	2001	17	Greg Ward	1975 14-3
50	Scott Pace	1994	16	Matt Campbell	2004 10-6
49	Kip Bouknight	1999	16	Braden Webb	2016 10-6
49	Joe Cardwell	1988			
49	Tim Lewis	1976			
<b>Earned Run Average (Min. 45 IP)</b>			<b>Saves</b>		
0.76	Jeff Twitty	1979 (3, 47.2)	21	Blake Taylor	2002
1.06	Michael Roth	2011 (17, 145.0)	20	Matt Price	2011
1.10	Earl Bass	1974 (13, 106)	20	Chad Blackwell	2004
1.14	John Taylor	2011 (9, 71.1)	19	Lee Gronkiewicz	2001
1.15	Ray Lavigne	1974 (6, 47)	17	Tyler Webb	2013
1.30	Greg Ward	1974 (15, 103.2)	15	Scott Barber	2000
1.34	Michael Roth	2010 (6, 40.1)	14	Joel Seddon	2014
1.35	Allen Johnson	1974 (11, 73.1)	13	Matt Price	2012
1.35	Earl Bass	1975 (23, 148)	12	Brian Beatson	1990
1.46	Larry Erbaugh	1972 (15, 92.1)	12	Brian Beatson	1988



Michael Roth went 14-3 in 2011 with a 1.06 ERA in 145.0 innings pitched on his way to consensus All-America accolades.

Roth's career postseason record was 8-0 with a 1.33 ERA in 95.0 innings pitched. His postseason ERA of 1.49 is the fifth lowest among all pitchers in College World Series history. He concluded his career with four CWS victories, one shy of the record five set by his teammate, Matt Price. He made eight career CWS starts; a record three starts in the Championship Finals and hurled a CWS record 60.1 innings pitched. He was a CWS All-Tournament Team recipient in 2011 and 2012.

Roth excelled in the classroom as he won the 2012 SEC H. Boyd McWhorter Male-Scholar Athlete of the Year award, the highest male student-athlete honor in the conference and received from Dr. Harris Pastides the 2012 President's Award, the most prestigious honor given to a South Carolina student-athlete. He was a first-team Academic All-America in 2011 and 2012.

CAROLINA GAMECOCKS

STAFF

PLAYER PROFILES

OPPONENTS

SEASON IN REVIEW

HISTORY & RECORDS

CAROLINA GAMECOCKS

STAFF

PLAYER PROFILES

OPPONENTS

SEASON IN REVIEW

HISTORY & RECORDS

### Games Played (200 or more)

255	Michael Campbell	2003-04-05-06
254	Scott Wingo	2008-09-10-11
251	Landon Powell	2001-02-03-04
238	Andrew Crisp	2005-06-07-08-09
236	Mac White	1991-92-93-94
223	Jeff Parnell	1990-91-92-93
221	Trey Dyson	1999-00-01-02
217	Derick Urquhart	1995-96-97-98
209	Drew Meyer	2000-01-02
209	Garrett Carter	1985-86-87-88
208	Chris Boyle	1981-82-83-84
204	Ryan Szejbka	1993-94-95-96-97
202	Dave Willman	1998-90-91-92
201	Stacy Stokes	1991-92-93-94
201	Burke Cromer	1989-90-91-92
200	Adam Matthews	2009-10-11-12

### At Bats

950	Michael Campbell	2003-04-05-06
903	Mac White	1991-92-93-94
866	Andrew Crisp	2005-06-07-08-09
866	Landon Powell	2001-02-03-04
864	Drew Meyer	2000-01-02
800	Whit Merrifield	2008-09-10
799	Derick Urquhart	1995-96-97-98
766	Chris Boyle	1981-82-83-84
750	Jeff Parnell	1990-91-92-93
739	Justin Smoak	2006-07-08

### Runs Scored

223	Derick Urquhart	1995-96-97-98
215	Mike Curry	1996-97-98
212	Drew Meyer	2000-01-02
209	Mac White	1991-92-93-94
197	Whit Merrifield	2008-09-10
188	Justin Smoak	2006-07-08
182	Jeff Parnell	1990-91-92-93
181	Michael Campbell	2003-04-05-06
176	Landon Powell	2001-02-03-04
174	Garrett Carter	1985-86-87-88

### Hits (200 or more)

303	Mac White	1991-92-93-94
299	Michael Campbell	2003-04-05-06
285	Drew Meyer	2000-01-02
265	Landon Powell	2001-02-03-04
265	Derick Urquhart	1995-96-97-98
263	Whit Merrifield	2008-09-10
262	Andrew Crisp	2005-06-07-08-09
250	Mike Curry	1996-97-98
248	Christian Walker	2010-11-12
246	Justin Smoak	2006-07-08
245	Hank Small	1972-73-74-75
231	Dave Willman	1989-90-91-92
230	Skeets Thomas	1988-89-90
227	Jeff Barns	1985-86-87
225	Jeff Parnell	1990-91-92-93
224	Chris Boyle	1981-82-83-84
218	Jackie Bradley Jr.	2009-10-11
215	Reese Havens	2006-07-08
211	Ryan Bordenick	1995-96-97-98
210	Garrett Carter	1985-86-87-88
209	Burke Cromer	1989-90-91-92
207	Jim Curl	1978-79-80-81
206	Greg Johnson	1977-78-79-80
204	Joey Pankake	2012-13-14
203	Greg Morhardt	1982-83-84
201	Kyle Martin	2012-13-14-15
201	Brian Buscher	2002-03

### Hits Per Game (minimum 2 seasons)

1.55	Adam Everett	1997-98
1.50	Mike Curry	1996-97-98
1.45	Rod Carraway	1980-81
1.42	Brian Buscher	2002-03
1.38	Jim St. Laurent	1983-84
1.36	Steve Pearce	2004-05
1.36	Drew Meyer	2000-01-02
1.35	Whit Merrifield	2008-09-10
1.35	Skeets Thomas	1988-89-90-91

### Singles

209	Drew Meyer	2000-01-02
201	Michael Campbell	2003-04-05-06
198	Mac White	1991-92-93-94
194	Whit Merrifield	2008-09-10
191	Andrew Crisp	2005-06-07-08-09
172	Greg Jonson	1977-78-79-80
176	Derick Urquhart	1995-96-97-98
168	Christian Walker	2010-11-12
165	Dave Willman	1989-90-91-92
162	Mike Curry	1996-97-98

### Doubles

67	Mac White	1991-92-93-94
61	Landon Powell	2001-02-03-04
54	Michael Campbell	2003-04-05-06
53	Justin Smoak	2006-07-08
53	Greg Morhardt	1982-83-84
51	Mike Curry	1996-97-98
51	Derick Urquhart	1995-96-97-98
48	Jeff Barns	1985-86-87
47	Jeff Parnell	1990-91-92-93
45	Christian Walker	2010-11-12
45	Paul Hollins	1978-79-80-81

### Triples

13	Michael Campbell	2003-04-05-06
12	Mac White	1991-92-93-94
12	Bill Harley	1930-31-32
11	Mike Curry	1996-97-98
9	Drew Meyer	2000-01-02
9	Adam Everett	1997-98
9	Chuck McLean	1975-76-77-78
8	Elliott Caldwell	2014-15
8	Tanner English	2012-13-14
8	Brian Buscher	2002-03
8	Nate Janowicz	1999-00
8	Paul Hollins	1978-79-80-81

### Home Runs (30 or more)

62	Justin Smoak	2006-07-08
48	Hank Small	1972-73-74-75
47	Garrett Carter	1985-86-87-88
45	Jeff Parnell	1990-91-92-93
44	Landon Powell	2001-02-03-04
43	Chris Boyle	1981-82-83-84
42	Phil Disher	2005-06-07-08
42	Steve Pearce	2004-05
41	James Darnell	2006-07-08
41	Tripp Kelly	1998-99-00-01
41	Charlie Aldrich	1985-86-87
38	Eric Stanton	1996-97-98
36	Derick Urquhart	1995-96-97-98
34	Ryan Bordenick	1995-96-97-98
33	Jim Curl	1978-79-80-81
33	Trey Dyson	1999-00-01-02
32	Joe Datin	1985-86
31	Michael Campbell	2003-04-05-06
31	Brendan Winn	2004-05
31	Yaron Peters	2001-02
31	Jerry Shepherd	1991-92
31	Dave Hollins	1985-86-87
30	Christian Walker	2010-11-12
30	Jackie Bradley Jr.	2009-10-11
30	Jeff Barns	1985-86-87

### Runs Batted In

207	Justin Smoak	2006-07-08
198	Mac White	1991-92-93-94
198	Chris Boyle	1981-82-83-84
193	Landon Powell	2001-02-03-04
184	Hank Small	1972-73-74-75
182	Jeff Parnell	1990-91-92-93
180	Derick Urquhart	1995-96-97-98
180	Ryan Bordenick	1995-96-97-98
175	Michael Campbell	2003-04-05-06
168	Christian Walker	2010-11-12
168	Garrett Carter	1985-86-87-88
168	Charlie Aldrich	1985-86-87

### Total Bases

485	Justin Smoak	2006-07-08
472	Michael Campbell	2003-04-05-06
472	Mac White	1991-92-93-94
468	Landon Powell	2001-02-03-04
438	Derick Urquhart	1995-96-97-98
433	Hank Small	1972-73-74-75
415	Jeff Parnell	1990-91-92-93
401	Mike Curry	1996-97-98
398	Garrett Carter	1985-86-87-88
393	Christian Walker	2010-11-12

### Strikeouts

252	Jeff Parnell	1990-91-92-93
196	Eric Stanton	1996-97-98
195	Craig Dour	1994-95-96-97
185	Garrett Carter	1985-86-87-88
180	Phil Disher	2005-06-07-08
171	Landon Powell	2001-02-03-04
163	Tanner English	2012-13-14
163	Brendan Winn	2004-05
161	Tripp Kelly	1998-99-00-01
158	Rob DeBoer	1991-92-93-94

### Bases on Balls

151	Justin Smoak	2006-07-08
149	Jeff Parnell	1990-91-92-93
137	Landon Powell	2001-02-03-04
130	Scott Wingo	2008-09-10-11
130	Stacy Stokes	1991-92-93-94
126	Derick Urquhart	1995-96-97-98
125	Mac White	1991-92-93-94
123	John Sullivan	1981-82-83-84
122	Mark Gugino	1992-93-94
120	Paul Hollins	1978-79-80-81

### Batting Average (Min. 100 hits)


.373	Joe Biernat	1992-93
	(138-370)	
.368	Jim St. Laurent	1983-84
	(123-334)	
.366	Adam Everett	1997-98
	(184-503)	
.365	Jerry Shepherd	1991-92
	(138-378)	
.365	Skeets Thomas	1988-89-90
	(210-631)	
.365	Rod Carraway	1980-81
	(159-436)	
.357	Ryan Bordenick	1995-96-97-98
	(211-591)	
.357	Yaron Peters	2001-02
	(110-308)	
.357	Rob Rinehart	1984-85
.356	Brian Buscher	2002-2003
	(201-564)	

### Slugging Percentage

.734	Yaron Peters	2001-02
	(226-308)	
.698	Jerry Shepherd	1991-92
	(264-378)	
.675	Steve Pearce	2004-05
	(334-495)	
.669	John Marquardt	1978-79
	(222-332)	
.664	Joe Datin	1985-86
	(285-429)	
.656	Justin Smoak	2006-07-08
	(485-739)	
.637	Charlie Aldrich	1985-86-87
	(367-576)	
.626	Hank Small	1972-73-74-75
	(433-692)	
.622	Jeff Morris	1985-86
	(240-386)	
.609	Ryan Bordenick	1995-96-97-98
	(360-591)	

### Stolen Bases

122	Mike Curry	1996-97-98
122	Mark Van Bever	1975-76-77
89	John Gambrell	1971-72-73-74
87	Joe McCarthy	1980-81
83	Jeff Grantz	1973-74-75-76
78	Mark Gugino	1992-93-94
77	Robby Vollmer	1979-80-81-82
72	Drew Meyer	2000-01-02
69	Mac White	1991-92-93-94
67	Brian Roberts	1999



Scott Wingo played in 254 games and was a member of both the 2010 and 2011 national championship teams.



Mark Van Bever stole 122 career bases and played on the 1975 and 1977 CWS teams.

**Appearances**

110	Tyler Webb	2010-11-12
102	Matt Price	2009-10-11-12
94	Michael Roth	2009-10-11-12
88	Rob Mosser	1990-91-92-93
87	Aaron Rawl	2002-03-04-05
87	Jason Pomar	1996-97-98-99
86	Jamie Poston	1997-98-99-00
81	Kip Bouknight	1998-99-00-01
79	Brian Beatson	1987-88-89-90
78	John Taylor	2010-11

**Starts**

66	Kip Bouknight	1998-99-00-01
62	Blake Cooper	2007-08-09-10
61	Jason Haynie	1993-94-95-96
58	Rich Pratt	1990-91-92-93
55	Matt Threehouse	1989-90-91-92-93
50	Dennis Lubert	1979-80-81-82
49	Tim Lewis	1973-74-75-76
47	David Marchbanks	2001-02-03
47	Mike Cook	1983-84-85
45	Greg Ward	1972-73-74-75

**Complete Games**

25	Greg Ward	1972-73-74-75
22	Tim Lewis	1973-74-75-76
22	Earl Bass	1972-73-74-75
19	Jim Lewis	1976-77
18	Dennis Lubert	1979-80-81-82
14	Don Gordon	1980-81-82
14	Bobby Bryant	1965-66-67
13	Kip Bouknight	1998-99-00-01
13	Larry Erbaugh	1970-71-72
12	Alan Hilliard	1970-71-72-73

**Innings Pitched**

482.0	Kip Bouknight	1998-99-00-01
377.0	Blake Cooper	2007-08-09-10
370.0	Aaron Rawl	2002-03-04-05
361.1	Jason Haynie	1993-94-95-96
354.1	Michael Roth	2009-10-11-12
350.2	Matt Threehouse	1989-90-91-92-93
345.0	Rich Pratt	1990-91-92-93
340.1	Dennis Lubert	1979-80-81-82
340.1	Greg Ward	1972-73-74-75
333.0	Tim Lewis	1973-74-75-76

**Strikeouts (300 or more)**

457	Kip Bouknight	1998-01
392	Earl Bass	1972-75
345	Matt Threehouse	1989-93
332	Tim Lewis	1973-76
323	Greg Ward	1972-75
315	Aaron Rawl	2002-05
313	Mike Cook	1983-85
312	Jason Haynie	1993-96
306	Jared Baker	1990-92
301	Rich Pratt	1990-93

**Bases on Balls**

182	Kip Bouknight	1998-01
174	Matt Threehouse	1989-93
171	Jason Haynie	1993-96
154	Tim Lewis	1973-76
153	Jared Baker	1990-92
142	Chris Spigner	1999-02
140	Mike Cook	1983-85
139	Bobby Bryant	1965-67
124	Rich Pratt	1990-93
123	Brent Moore	1994-97

**Wins (20 or more)**

45	Kip Bouknight	1998-01
36	Tim Lewis	1973-76
35	Aaron Rawl	2002-05
34	Blake Cooper	2007-10
34	Earl Bass	1972-75
34	Greg Ward	1972-75
31	David Marchbanks	2001-03
31	Matt Threehouse	1989-93
31	Dennis Lubert	1979-82
30	Mike Cook	1983-85
27	Jason Haynie	1993-96
26	Michael Roth	2009-12
26	Rich Pratt	1990-93
25	Peter Bauer	1998-00
24	Bret Baynham	1978-81
23	Sam Dyson	2008-10
22	Jack Wynkoop	2013-15
21	Colby Holmes	2010-13
21	Joe Kucharski	1980-82
20	Jordan Montgomery	2012-14
20	Matt Campbell	2002-04
20	Gary Bell	2001-02
20	Mark Calvert	1980-83

**Losses**

18	Jason Haynie	1993-96
16	Rich Pratt	1990-93
15	Jason Pomar	1996-99
	Aaron Rawl	2002-05
	Heyward Tunstall	1952-55
14	Jack Wynkoop	2013-15
14	Blake Cooper	2007-10
14	Matt Threehouse	1989-93
14	Jim Stoops	1992-95
13	Brett Jodie	1996-98
13	Greg Ward	1972-75
13	John Coleman	1963-65

**Saves**

43	Matt Price	2009-12
30	Rob Mosser	1990-93
28	Brian Beatson	1987-90
22	Blake Taylor	2001-02
22	Lee Gronkiewicz	1999-01
20	Chad Blackwell	2004
20	Tyler Webb	2010-13
19	Jason Pomar	1996-99
18	Scott Barber	1998-00
15	Joel Seddon	2012-14
15	Bobby Kish	1979-81
15	Craig Ross	1993-95

**Shutouts**

10	Earl Bass	1972-75
7	Greg Ward	1972-75
6	Jim Lewis	1976-77
5	Kip Bouknight	1998-01
5	Don Gordon	1980-82
5	Tim Lewis	1973-76
5	Alan Hilliard	1970-73
5	Bobby Bryant	1965-67
4	Dennis Lubert	1979-82
4	Ray Lavigne	1974-75

**Decisions (30 or more)**

57	Kip Bouknight	1998-01
	(45-12)	
50	Aaron Rawl	2002-05
	(35-15)	
48	Blake Cooper	2007-10
	(34-14)	

**Decisions continued...**

47	Greg Ward	1972-75
	(34-13)	
45	Jason Haynie	1993-96
	(27-18)	
45	Matt Threehouse	1989-93
	(31-14)	
42	Rich Pratt	1990-93
	(26-16)	
42	Tim Lewis	1973--76
	(36-6)	
40	Dennis Lubert	1979-82
	(31-9)	
39	David Marchbanks	2001-03
	(31-8)	
38	Mike Cook	1983-85
	(30-8)	
37	Earl Bass	1972-75
	(34-3)	
36	Jack Wynkoop	2013-15
	(22-14)	
34	Matt Campbell	2002-04
	(30-12)	
32	Michael Roth	2009-12
	(26-6)	
32	Sam Dyson	2008-10
	(23-9)	
32	Jason Pomar	1996-99
	(17-15)	
31	Nolan Belcher	2009-13
	(18-13)	
30	Jim Lewis	1976-77
	(19-11)	



**Matt Price performed as well with the game on the line as anyone in Carolina history. In Omaha, he delivered.**

**He had a 20.1 scoreless inning streak at the College World Series and allowed just four earned runs in 26.1 career innings in Omaha.**

**He won five times in his career at the College World Series, that is a CWS record. He also saved four games and is the all-time leader in games finished as well as tied for the career appearance record in CWS history, going to the mound 13 times in three trips to Omaha.**

**In 21 career postseason appearances, he tallied a 5-1 record with 11 saves. His postseason ERA was 1.03 in 43.2 innings pitched with 58 strikeouts.**

**He set school and SEC records as well for career saves with 43 in his time with the Garnet & Black.**

CAROLINA GAMECOCKS

STAFF

PLAYER PROFILES

OPPONENTS

SEASON IN REVIEW

HISTORY & RECORDS

CAROLINA GAMECOCKS

STAFF

PLAYER PROFILES

OPPONENTS

SEASON IN REVIEW

HISTORY & RECORDS

Runs Scored

Year	Player	No.
2016	Dom Thompson-Williams	58
2015	Kyle Martin	50
2014	Joey Pankake	52
2013	LB Dantzler	46
2012	Evan Marzilli	51
2011	Christian Walker	64
<b>2010</b>	<b>Whit Merrifield</b>	<b>72</b>
2009	Jackie Bradley, Jr.	69
2008	Reese Havens	76
2007	Justin Smoak	64
2006	Justin Smoak	61
2005	Michael Campbell	56
2004	Landon Powell	66
2003	Kevin Melillo	59
2002	Drew Meyer	87
2001	Marcus McBeth	58
2000	Drew Meyer	71
1999	Brian Roberts	79
<b>1998</b>	<b>Mike Curry</b>	<b>102</b>
1997	Adam Everett	82
1996	Etienne Hightower	48
1995	Mike Dezenzo	43
1994	Mark Gugino	66
1993	Mark Gugino	56
1992	Jeff Parnell	68
1991	Jeff Parnell	58
1990	Mike McGee	48
1989	Mike McGee	49
1988	Garrett Carter	65
1987	Dave Smyth/Garrett Carter	53
1986	Jeff Morris/Dave Smyth	64
1985	Joe Datin	76
1984	Greg Morhardt	59
1983	Jim St. Laurent	49
1982	Phillip Wilson	60
1981	Jim Curl	71
1980	Jim Curl	50
1979	Etienne Farquharson	37
1978	John Marquardt	44
1977	Mark Van Bever	60
1976	Jeff Grantz	56
1975	Hank Small	50
1974	Hank Small/Jeff Grantz	51
1973	Hank Small	34
1972	John Gambrell	27
1971	Butch Anderson	25
1970	Butch Anderson	22
1969	Wallie Jones	17
1968	Wallie Jones	15
1967	Toy McCord	20
1966	Bob Mauro	16
1965	Joe Tonelli	21
1964	Hoke Greiner	23
1963	Jack McCathern	12
1962	Hoke Greiner	21

Bold indicates SEC leader

Doubles


Year	Player	No.
2016	Dom Thompson-Williams	17
2015	Kyle Martin	12
2014	Grayson Greiner	13
2013	LB Dantzler	16
2012	LB Dantzler/Joey Pankake	15
2011	Christian Walker	21
2010	Adrian Morales	15
2009	Andrew Crisp	23
2008	Justin Smoak	19
2007	Trent Kline	19
2006	Justin Smoak	18
2005	Michael Campbell/Steve Pearce	16
2004	Bryan Triplett	22
2003	Landon Powell	23
<b>2002</b>	<b>Steve Thomas</b>	<b>26</b>
2001	Marcus McBeth	21
2000	Brandon Pack	22
1999	Brian Roberts	21
1998	Adam Everett	21
1997	Derick Urquhart	21
1996	Mike Curry	22
1995	Randy Stegall	19
1994	Mark Gugino/Mac White	15
1993	Joe Biernat/Mac White	16
1992	Dave Willman	19
1991	Mac White	19
1990	Skeets Thomas	14
1989	Skeets Thomas	16
1988	Brian Williams	19
1987	Dave Smyth	18
1986	Dave Smyth	24
1985	Rob Rinehart	21
1984	Kent Anderson	20
1983	Greg Morhardt	16
1982	Greg Morhardt	20
1981	Rob Lowery	20
1980	Rod Carraway	17
1979	Paul Hollins	11
1978	Chuck McLean	15
1977	Mark Van Bever	14
1976	Steve King	14
1975	Jim Pankovits	18
1974	John Gambrell	15
1973	Steve King	8
1972	John Gambrell	12
1971	Pete Carpenter	8
1970	Buddy Caldwell	5
1969	Buddy Caldwell	9
1968	Wallie Jones/Buddy Caldwell	6
1967	Frank Partyka	10
1966	Dan Scarpa	6
1965	Joe Tonelli	7
1964	Dan Reeves	5
1963	Dick Moseley/Jack McCathern	3
1962	Charley Williams	5

Bold indicates SEC leader

Triples

Year	Player	No.
2016	Dom Thompson-Williams	3
<b>2015</b>	<b>Elliott Caldwell</b>	<b>8</b>
2014	Gene Cone	2
2013	Tanner English	3
2012	Tanner English/Evan Marzilli	4
2011	Jake Williams	6
2010	Scott Wingo	3
2009	Jackie Bradley, Jr./DeAngelo Mack	3
2008	Reese Havens	2
2007	J.Darnell/T. Jones/H. Lail	2
2006	Trent Kline	4
2005	Michael Campbell	5
2004	Brendan Winn	3
2003	Michael Campbell	3
2002	Brian Buscher	6
2001	Garris Goncz/Drew Meyer	2
2000	Brennan Dees/Nate Janowicz	5
1999	Nate Janowicz/Adam Poe	3
1998	Mike Curry	5
1997	Mike Curry/Adam Everett	5
1996	Curry/Urquhart/Hightower/Walters	1
1995	Ryan Szejwbka	2
1994	Rob DeBoer/Mac White	4
1993	Mac White	4
1992	D.T. Cromer	4
1991	Mac White	3
1990	Brian Williams	3
1989	Skeets Thomas/Brian Williams	2
1988	G. Carter/S. Thomas/B. Williams	2
1987	Dave Smyth	3
1986	Garrett Carter	5
1985	C. Aldrich/J. Barns/R. Rinehart	2
1984	Rob Rinehart	4
1983	Larry Hernandez	2
1982	Phillip Wilson	5
1981	Paul Hollins	4
1980	Etienne Farquharson	4
1979	Wes Westbrook	3
1978	John Marquardt	5
1977	Mookie Wilson	3
1976	Steve Cook	4
1975	Jim Pankovits	5
1974	Eddie Ford	3
1973	Frank Mausek	2
1972	Eddie Ford	2
1971	Bruce Pudlock	2
1970	Gary Lance	2
1969	Caldwell/Cash/Lance/Stanley	2
1968	Wallie Jones/Toy McCord	1
1967	Frank Partyka	4
1966	Bill LaMotte	2
1965	Bill LaMotte	3
1964	Jack McCathern	3
1963	Greiner/Johnson/McCathern/Traynam/Williams	1
1962	Jim Lanford/Charley Williams	2

Bold indicates SEC leader



Hank Small led the Gamecocks in homers in 1973, 1974 and 1975 and RBI. The 1975 team reached the CWS.



Reese Havens hit .359 with 18 homers and 57 RBI in 2008 scored a team-high 76 runs on his way to All-America honors.




Nick Ebert hit 23 homers with 72 RBI in 2009. He had a .321 batting average and a .713 slugging percentage.





Jackie Bradley Jr. hit .368 with 13 homers and 60 RBI in 2010 as the Gamecocks won the national championship.



Mike Curry hit .400 in 1998 and led the Gamecocks and the SEC in runs scored with 102 as well as 60 stolen bases.



Mac White is South Carolina's all-time hit leader with 303 hits in a four-year career.

Home Runs		
Year	Player	No.
2016	Alex Destino	10
2015	Kyle Martin	12
2014	Grayson Greiner	8
2013	LB Dantzler	15
2012	Christian Walker	11
2011	Christian Walker	10
2010	Jackie Bradley Jr./Whit Merrifield	13
2009	Nick Ebert	23
2008	Justin Smoak	23
<b>2007</b>	<b>Justin Smoak</b>	<b>22</b>
2006	Robbie Grinestaff/Justin Smoak	17
2005	Steve Pearce	21
2004	Steve Pearce	21
2003	Brian Buscher	15
<b>2002</b>	<b>Yaron Peters</b>	<b>29</b>
2001	Tim Whittaker	21
2000	Tripp Kelly	22
1999	Brian Roberts	12
1998	Derick Urquhart	20
1997	Rob Streicher	16
1996	Brian Hucks	12
1995	Craig Dour/Mark Mapes	9
1994	Mac White	8
1993	Jeff Parnell	10
1992	Jeff Parnell	18
1991	Jeff Parnell	15
1990	Skeets Thomas	11
1989	Derrick Mack	10
1988	Garrett Carter	18
1987	Garrett Carter	15
1986	Dave Hollins/Jeff Morris	19
1985	Joe Datin	23
1984	Greg Morhardt	17
1983	Chris Boyle	16
1982	Chris Boyle	12
1981	Jim Curl	17
1980	Jim Curl	12
1979	John Marquardt	10
1978	John Marquardt	16
1977	Johnny Hinkel	15
1976	G. Keatley/S. King/J. Pankovits	12
1975	Hank Small	19
1974	Hank Small	17
1973	Hank Small	8
1972	Bruce Pudlock	6
1971	Buddy Caldwell	11
1970	Buddy Caldwell	5
1969	Butch Anderson/Buddy Caldwell	4
1968	Buddy Caldwell/Billy Cash	2
1967	B.Cash/B. Mauro/T. McCord	2
1966	B. Mauro/F. Partyka/S. Townsend	2
1965	Ronnie Lamb/Bill LaMotte	2
1964	Jack McCathern/Dick Moseley	2
1963	D. Corley/J. Lanford/C. Williams	1
1962	Grasso/Lanford/Robinson/Williams	1

Bold indicates SEC leader

Runs Batted In		
Year	Player	No.
2016	Alex Destino	59
2015	Kyle Martin	56
2014	Grayson Greiner	50
2013	LB Dantzler	53
2012	Christian Walker	55
2011	Christian Walker	62
2010	Jackie Bradley Jr.	60
2009	Nick Ebert	72
2008	James Darnell	81
2007	Justin Smoak	72
2006	Justin Smoak	63
2005	Steve Pearce	63
2004	Steve Pearce	70
2003	Brian Buscher	66
<b>2002</b>	<b>Yaron Peters</b>	<b>95</b>
2001	Tim Whittaker	74
2000	Brandon Pack	74
1999	Tim Angiolini	62
1998	Derick Urquhart	77
1997	Ryan Bordenick	87
1996	Mark Mapes	53
1995	Mark Mapes	49
1994	Mac White	63
1993	Mac White	59
1992	Jeff Parnell	58
1991	Jeff Parnell	63
1990	Skeets Thomas	59
1989	Skeets Thomas	51
1988	Garrett Carter	60
1987	Charlie Aldrich	65
1986	Jeff Morris	75
1985	Joe Datin	88
1984	Greg Morhardt	57
1983	Chris Boyle	54
1982	Chris Boyle	59
1981	Jim Curl	75
1980	Jim Curl	47
1979	John Marquardt	38
1978	John Marquardt	61
1977	Don Repsher	57
1976	Steve King	53
1975	Hank Small	66
1974	Hank Small	65
1973	Hank Small	32
1972	Bruce Pudlock	27
1971	Buddy Caldwell	23
1970	Butch Anderson	18
1969	Butch Anderson/Ronnie Fulmer	14
1968	Billy Cash	14
1967	Frank Partyka	17
1966	Dan Scarpa	13
1965	Dan Scarpa	16
1964	Jack McCathern	20
1963	Dick Moseley	11
1962	Charley Williams	19

Bold indicates SEC leader

Stolen Bases		
Year	Player	No.
2016	Dom Thompson-Williams	18
2015	Gene Cone/Elliott Caldwell	13
2014	Tanner English	21
2013	Max Schrock	14
2012	Evan Marzilli	13
2011	Adrian Morales/Scott Wingo	7
2010	Whit Merrifield	12
2009	Whit Merrifield	15
2008	Whit Merrifield	11
2007	Travis Jones	13
2006	Michael Campbell/Cheyne Hurst	5
2005	Steven Tolleson	20
2004	Davy Gregg	14
2003	Jon Coutlangus	14
<b>2002</b>	<b>Drew Meyer</b>	<b>39</b>
2001	Drew Meyer	20
2000	Nate Janowicz	23
<b>1999</b>	<b>Brian Roberts</b>	<b>67</b>
<b>1998</b>	<b>Mike Curry</b>	<b>60</b>
1997	Mike Curry	42
1996	Etienne Hightower	34
1995	Mike Dezenzo	15
1994	Mark Gugino	30
1993	Mark Gugino	41
1992	D.T. Cromer/Mac White	14
1991	George Rush	18
1990	Mike McGee/Brian Williams	11
1989	Brian Williams	18
1988	Hardin Brown	22
1987	Dave Smyth/Mike Songini	18
1986	Jeff Morris/Riley Polk	16
1985	Rob Rinehart	14
1984	Kent Anderson	13
1983	Kent Anderson	16
1982	Robby Vollmer	23
1981	Joe McCarthy	51
1980	Joe McCarthy	36
1979	Etienne Farquharson	36
1978	Tom Williams	17
1977	Mark Van Bever	46
1976	Mark Van Bever	56
1975	Jim Pankovits	23
1974	John Gambrell	33
1973	Hank Small	25
1972	John Gambrell	21
1971	John Gambrell	12
1970	Bill Petoskey	16
1969	Wallie Jones/Gary Lance	7
1968	Toy McCord	6
1967	Wallie Jones	8
1966	Mike Fair	11
1965	Ronnie Lamb	4
1964	Jack McCathern	5
1963	Hoke Greiner	4
1962	Bobby Robinson	8

Bold indicates SEC leader

CAROLINA GAMECOCKS

STAFF

PLAYER PROFILES

OPPONENTS

SEASON IN REVIEW

HISTORY & RECORDS

CAROLINA GAMECOCKS

Innings Pitched		
Year	Pitcher	No.
2016	Clarke Schmidt	111.1
2015	Jack Wynkoop	104.2
2014	Jordan Montgomery	100.0
2013	Nolan Belcher	117.0
<b>2012</b>	<b>Michael Roth</b>	<b>137.0</b>
<b>2011</b>	<b>Michael Roth</b>	<b>145.0</b>
<b>2010</b>	<b>Blake Cooper</b>	<b>137.0</b>
2009	Sam Dyson	102.0
2008	Blake Cooper	93.2
2007	Harris Honeycutt	96.0
2006	Mike Cisco	88.2
2005	Zac McCamie	115.2
<b>2004</b>	<b>Matt Campbell</b>	<b>124.0</b>
<b>2003</b>	<b>David Marchbanks</b>	<b>135.1</b>
2002	Gary Bell	110.0
2001	Kip Bouknight	124.0
<b>2000</b>	<b>Kip Bouknight</b>	<b>144.0</b>
1999	Kip Bouknight	119.0
1998	Brett Jodie	106.0
1997	Brett Jodie	107.1
1996	Jason Haynie	107.2
1995	J.J. Pearsall	104.0
1994	Scott Pace	106.1
1993	Rich Pratt	114.1
1992	Jared Baker	106.1
1991	Jared Baker	122.2
1990	Brian Williams	107.0
1989	Brian Rountree	88.2
1988	Brian Rountree	123.2
1987	Rodney Richey	93.0
1986	Casey Reed	92.2
1985	Mike Cook	141.0
1984	Mike Cook	91.0
1983	Gary Parmenter	87.1
1982	Joe Kucharski	112.0
1981	Dennis Lubert	117.2
1980	Bill Landrum	96.0
1979	Aaron Scott	105.0
1978	Aaron Scott	90.1
1977	Jim Lewis	149.0
1976	Tim Lewis	108.0
1975	Earl Bass	148.0
1974	Earl Bass	106.0
1973	Alan Hilliard	76.2
1972	Larry Erbaugh	92.1
1971	Larry Erbaugh	75.2
1970	Alan Hilliard	61.0
1969	Jimbo Smith	75.1
1968	Jimbo Smith	51.0
1967	Bobby Bryant	87.0
1966	Bobby Bryant	76.0
1965	Loveard McMichael	72.2
1964	Loveard McMichael	78.2
1963	John Coleman	70.2
1962	John Coleman	66.0

Bold indicates SEC leader

Earned Run Average			
Year	Pitcher	IP	ERA
2016	Josh Reagan (3-2)	56.1	2.08
2015	Reed Scott (2-3)	50.2	3.20
2014	Cody Mincey (5-0)	34.2	1.04
2013	Tyler Webb (3-3)	43.0	1.47
2012	Tyler Webb (6-1)	57.2	1.56
2011	Michael Roth (14-3)	145.0	1.06
2010	Michael Roth (2-1)	40.1	1.34
2009	Jay Brown (3-0)	48.1	3.35
2008	Nick Godwin (7-3)	91.2	3.14
2007	Jeff Jeffords (6-1)	49.0	3.12
2006	Harris Honeycutt (7-0)	67.2	3.33
2005	Aaron Rawl (9-6)	115.1	3.20
2004	Chad Blackwell (4-3)	63.0	2.57
2003	David Marchbanks (15-3)	135.1	2.73
2002	Matt Campbell (4-2)	37.0	2.43
2001	Lee Gronkiewicz (2-1)	61.2	1.31
2000	Kip Bouknight (17-1)	144.0	2.81
1999	Kip Bouknight (7-4)	119.0	3.86
1998	Patrick Sexton (3-2)	37.1	2.65
1997	Brett Jodie (8-4)	107.1	4.44
1996	Jason Haynie (7-6)	107.2	3.43
1995	Craig Ross (4-3)	42.1	2.34
1994	Craig Ross (6-1)	62.2	1.87
1993	Jason Haynie (8-2)	77.1	2.68
1992	Rob Mosser (0-2)	36.2	1.72
1991	Jared Baker (11-4)	122.2	3.15
1990	Brian Beatson (1-3)	44.1	2.23
1989	Matt Threehouse (6-0)	74.2	3.13
1988	Brian Beatson (3-0)	38.0	2.13
1987	Lee Whatley (3-2)	42.2	2.32
1986	Lee Whatley (6-4)	48.0	2.81
1985	Mike Cook (16-2)	141.0	1.91
1984	Rex Perozo (6-0)	49.0	3.12
1983	Bo Taylor (4-1)	50.2	2.13
1982	Mark Calvert (8-1)	68.0	2.78
1981	Don Gordon (8-3)	110.2	2.85
1980	Bobby Kish (4-2)	56.0	1.77
1979	Jeff Twitty (5-2)	47.2	0.76
1978	Bill Landrum (8-2)	81.0	2.78
1977	Randy Martz (14-0)	131.2	1.98
1976	Ed Lynch (9-1)	68.1	2.63
1975	Earl Bass (17-1)	148.0	1.40
1974	Earl Bass (12-1)	106.0	1.10
1973	Bo Robinson (3-1)	55.2	1.63
1972	Larry Erbaugh (6-5)	92.1	1.46
1971	Alan Hilliard (2-3)	46.2	2.31
1970	George Beam (2-4)	46.2	1.53
1969	Jimbo Smith (3-4)	75.1	2.16
1968	Jimbo Smith (6-2)	51.0	1.41
1967	Bobby Bryant (6-2)	87.0	2.17
1966	Loveard McMichael (3-5)	58.0	1.55
1965	Loveard McMichael (6-2)	72.2	1.11
1964	Loveard McMichael (7-3)	78.1	1.06
1963	John Jones (2-2)	46.0	1.57
1962	John Coleman (4-4)	66.0	6.66

Strikeouts			
Year	Pitcher	No.	IP
2016	Clarke Schmidt	129	111.1
2015	Jack Wynkoop	86	104.2
2014	Jordan Montgomery	95	100.0
2013	Nolan Belcher	95	117.0
2012	Matt Price	94	77.2
2011	Michael Roth	112	145.0
2010	Blake Cooper	126	137.0
2009	Sam Dyson	94	102.0
2008	Nick Godwin	82	91.2
2007	Harris Honeycutt	105	96.0
2006	Mike Cisco	76	88.2
2005	Zac McCamie	108	115.2
<b>2004</b>	<b>Matt Campbell</b>	<b>145</b>	<b>124.0</b>
2003	Steven Bondurant	98	110.2
2002	Gary Bell	91	110.0
2001	Kip Bouknight	104	124.0
<b>2000</b>	<b>Kip Bouknight</b>	<b>143</b>	<b>144.0</b>
1999	Kip Bouknight	124	119.0
1998	Brett Jodie	113	106.0
1997	Brett Jodie	84	107.1
1996	Jason Haynie	86	107.2
1995	J.J. Pearsall	116	104.0
1994	Scott Pace	83	106.1
1993	Rich Pratt	107	114.1
1992	Jared Baker	114	106.1
1991	Jared Baker	151	122.2
1990	Brian Williams	125	107.0
1989	Brian Williams	96	73.2
1988	Brian Rountree	125	123.2
1987	Rodney Richey	89	93.0
1986	Rodney Richey	65	70.2
1985	Mike Cook	168	141.0
1984	Mike Cook	81	91.0
1983	Mike Cook	64	81.2
1982	Joe Kucharski	92	112.0
1981	Dennis Lubert	90	117.2
1980	Bill Landrum	67	96.0
1979	Bret Baynham	61	86.0
1978	Bill Landrum	61	86.0
1977	Jim Lewis	145	149.0
1976	Tim Lewis	113	108.0
1975	Earl Bass	168	148.0
1974	Earl Bass	129	106.0
1973	Greg Ward	74	74.0
1972	Earl Bass	82	62.2
1971	Larry Erbaugh	60	75.2
1970	Alan Hilliard	51	61.0
1969	Jimbo Smith	52	75.1
1968	Joe Land/Jimbo Smith	47	49.2/51.0
1967	Bobby Bryant	100	87.0
1966	Bobby Bryant	74	76.0
1965	Bobby Bryant	52	58.2
1964	John Coleman	41	66.2
1963	John Coleman	54	70.2
1962	John Coleman	38	66.0

Bold indicates SEC leader

Strikeouts per 9 inn.				
Year	Pitcher	IP	SO	AVG.
2016	Braden Webb	102.0	128	11.29
2015	Taylor Widener	32.0	44	12.37
2014	Cody Mincey	34.2	44	11.42
2013	Tyler Webb	43.0	60	12.55
2012	Matt Price	77.2	94	10.89
2011	Matt Price	59.0	75	11.44
2010	Matt Price	55.2	83	13.41
2009	Parker Bangs	33.2	39	10.42
2008	Nick Godwin	91.2	82	8.05
2007	Curtis Johnson	42.2	54	11.39
2006	Andrew Cruse	54.2	51	8.40
2005	Zac McCamie	115.2	108	8.40
2004	Billy Buckner	84.0	105	11.25
2003	Matt Campbell	82.2	82	8.90
2002	Chris Spigner	79.2	91	10.29
2001	Lee Gronkiewicz	61.2	77	11.24
2000	Kip Bouknight	144.0	143	8.90
1999	Scott Barber	44.1	51	10.35
1998	Brett Jodie	106.0	113	9.59
1997	Brett Jodie	107.1	84	7.14
1996	Brett Jodie	45.2	37	7.29
1995	J.J. Pearsall	104.0	116	10.04
1994	J.J. Pearsall	59.1	63	9.56
1993	Jason Haynie	77.1	86	10.00
1992	Rich Pratt	85.2	92	9.67
1991	Jared Baker	122.3	151	11.08
1990	Brian Williams	107.0	125	10.51
1989	Brian Williams	73.1	96	11.78
1988	Brian Williams	42.1	56	11.91
1987	Roger Brainard	49.2	60	10.87
1986	Brian Currie	70.0	60	7.71
1985	Mike Cook	141.0	168	10.72
1984	Mike Cook	91.0	81	8.01
1983	Mike Cook	81.2	64	7.05
1982	Dennis Lubert	94.0	83	7.95
1981	Dennis Lubert	117.2	90	6.88
1980	Dennis Lubert	62.0	55	7.98
1979	Jeff Twitty	47.2	50	9.44
1978	Bill Landrum	81.0	76	8.44
1977	Jim Lewis	149.0	145	8.76
1976	Tim Lewis	108.0	113	9.42
1975	Earl Bass	148.0	168	10.22
1974	Earl Bass	106.0	129	10.95
1973	Tim Lewis	56.1	70	11.16
1972	Earl Bass	65.2	82	11.84
1971	Alan Hilliard	46.2	49	9.45
1970	Alan Hilliard	54.0	53	8.83
1969	Jimbo Smith	75.1	52	6.21
1968	Joe Land	49.2	47	8.52
1967	Bobby Bryant	87.0	100	10.34
1966	Bobby Bryant	76.0	74	8.76
1965	Bobby Bryant	58.2	52	7.98
1964	John Coleman	66.1	41	5.56
1963	John Coleman	70.2	54	6.88
1962	John Coleman	55.0	38	5.18

**Bases on Balls**

Year	Pitcher	No.	IP
2016	Braden Webb	48	102.0
2015	Cody Mincey	22	28.0
2014	Jordan Montgomery	29	100.0
2013	Jordan Montgomery	18	79.0
2012	Michael Roth	41	137.0
2011	Michael Roth	41	145.0
2010	Blake Cooper	39	137.0
2009	Nolan Belcher	41	82.2
2008	Will Atwood	34	82.1
2007	Harris Honeycutt	45	96.0
2006	Wynn Pelzer	42	80.1
2005	Zac McCamie	37	115.2
2004	Matt Campbell	38	124.0
2003	Matt Campbell	47	82.2
2002	Gary Bell	46	110.0
2001	Kip Bouknight	53	124.0
2000	Peter Bauer	36	124.1
1999	Kip Bouknight	49	119.0
1998	Kip Bouknight	46	95.0
1997	Jason Pomar	47	71.1
1996	Brent Moore	50	64.2
1995	J.J. Pearsall	55	104.0
1994	Jason Haynie	56	92.0
1993	Jason Haynie	46	77.1
1992	Jared Baker	64	106.1
1991	Jared Baker	66	122.2
1990	Brian Williams	55	107.0
1989	Brian Williams	46	73.1
1988	Joe Cardwell	49	88.0
1987	Roger Brainard	27	49.2
1986	Dave Menhart	37	70.2
1985	Mike Cook	60	141.0
1984	Mike Cook	47	91.0
1983	Gary Parmenter	36	87.1
1982	Dennis Lubert	29	94.2
1981	Bret Baynham	37	98.2
1980	Bill Landrum	30	96.0
1979	Bret Baynham	29	86.0
1978	Aaron Scott	28	90.1
1977	Jim Lewis	44	149.0
1976	Tim Lewis	49	108.0
1975	Tim Lewis	37	94.0
1974	Tim Lewis	36	74.2
1973	Alan Hilliard	37	76.2
1972	George Beam	33	54.2
1971	George Beam	37	49.0
1970	Jimbo Smith	26	22.1
1969	Jimbo Smith	24	75.1
1968	Jimbo Smith	25	51.0
1967	Bobby Bryant	48	87.0
1966	Bobby Bryant	46	76.0
1965	Bobby Bryant	45	58.2
1964	John Coleman	45	66.1
1963	John Coleman	34	70.2
1962	John Coleman	45	66.0

**Fewest Walks per 9 inn.**

Year	Pitcher	IP	BB	Avg.
2016	Tyler Johnson	52.0	8	1.38
2015	Jack Wynkoop	104.2	14	1.20
2014	Jack Wynkoop	88.0	10	1.02
2013	Nolan Belcher	117.0	16	1.23
2012	Jordan Montgomery	74.2	10	1.21
2011	Colby Holmes	85.1	21	2.22
2010	Sam Dyson	103.0	24	2.09
2009	Blake Cooper	86.0	29	3.03
2008	Mike Cisco	71.0	14	1.77
2007	Mike Cisco	86.2	18	1.87
2006	Will Atwood	49.1	10	1.82
2005	Aaron Rawl	115.1	23	1.79
2004	Aaron Rawl	122.0	17	1.25
2003	D. Marchbanks	135.1	25	1.67
2002	D. Marchbanks	99.1	26	2.36
2001	D. Marchbanks	57.0	15	2.37
2000	Scott Barber	106.1	20	1.69
1999	Randy Hadden	99.2	26	2.35
1998	Peter Bauer	67.2	22	2.93
1997	Brett Jodie	107.1	32	2.68
1996	Patrick Sexton	50.0	12	2.16
1995	Craig Ross	42.1	6	1.28
1994	Craig Ross	62.2	12	1.73
1993	Rich Pratt	114.1	24	1.88
1992	Rich Pratt	85.2	25	2.63
1991	Sean Hardwick	81.1	34	3.91
1990	Charlie Young	81.1	14	1.53
1989	Brian Rountree	88.2	33	3.35
1988	Brian Williams	42.1	13	2.76
1987	Lee Whatley	42.2	12	2.53
1986	Steve Boley	56.2	11	1.75
1985	Steve Boley	61.1	11	1.61
1984	Steve Boley	47.2	9	1.70
1983	Mark Calvert	65.2	23	3.15
1982	Don Gordon	102.0	19	1.68
1981	Don Gordon	110.2	16	1.30
1980	Bill Landrum	96.0	30	2.81
1979	Aaron Scott	105.0	26	2.22
1978	Bill Landrum	81.0	15	1.67
1977	Randy Martz	131.2	36	2.46
1976	Ed Lynch	68.2	22	2.90
1975	Earl Bass	148.0	34	2.06
1974	Allen Johnson	73.2	12	1.47
1973	Greg Ward	74.0	9	1.09
1972	Greg Ward	43.1	6	1.25
1971	Alan Hilliard	46.2	14	2.70
1970	Alan Hilliard	45.0	21	3.50
1969	Jimbo Smith	75.1	24	2.87
1968	Joe Land	49.2	21	3.81
1967	Billy Reitmeier	76.0	29	3.43
1966	Lov. McMichael	58.0	13	2.02
1965	Lov. McMichael	72.2	14	1.73
1964	Lov. McMichael	78.2	9	1.03
1963	John Jones	46.0	13	2.54
1962	George Epps	42.0	19	4.0

(Minimum - 40 IP)

**Wins**

Year	Pitcher	W-L
2016	Braden Webb	10-6
2015	Jack Wynkoop	8-5
2014	Wil Crowe/Jordan Montgomery	8-3/8-6
2013	N. Belcher/A. Westmoreland/J. Wynkoop	7-5/7-4/7-3
2012	Michael Roth	9-1
2011	<b>Michael Roth</b>	<b>14-3</b>
2010	<b>Blake Cooper</b>	<b>13-2</b>
2009	Blake Cooper/Sam Dyson	9-4/9-4
2008	Sam Dyson	8-0
2007	Harris Honeycutt	8-5
2006	Harris Honeycutt/Mike Cisco	7-0/7-5
2005	Zac McCamie/Aaron Rawl	9-4/9-6
2004	<b>Aaron Rawl</b>	<b>13-4</b>
2003	<b>David Marchbanks</b>	<b>15-3</b>
2002	Gary Bell	10-3
2001	Kip Bouknight/Gary Bell	10-4/10-5
2000	<b>Kip Bouknight</b>	<b>17-1</b>
1999	Kip Bouknight/Randy Hadden	7-4/7-4
1998	Kip Bouknight	11-3
1997	Brett Jodie	8-4
1996	Jason Haynie	7-6
1995	J.J. Pearsall	8-4
1994	Scott Pace	9-4
1993	Rich Pratt	11-3
1992	Matt Threehouse	11-4
1991	Jared Baker	11-4
1990	Brian Williams	8-4
1989	Brian Rountree/Matt Threehouse	6-7/6-0
1988	Joe Cardwell	10-3
1987	Rodney Richey	10-2
1986	B. Currie/D. Menhart/R. Richey	7-2/7-0/7-2
1985	Mike Cook	16-2
1984	Larry Price	9-3
1983	Gary Parmenter	10-1
1982	Joe Kucharski	11-3
1981	Dennis Lubert	12-2
1980	Bill Landrum	10-2
1979	Bret Baynham/Aaron Scott	6-1/6-5
1978	Bill Landrum	8-2
1977	Randy Martz	14-0
1976	Tim Lewis	10-3
1975	Earl Bass	17-1
1974	Earl Bass	12-1
1973	Alan Hilliard	8-1
1972	George Beam	6-2
1971	Larry Erbaugh	6-3
1970	Eddie Bolton	6-3
1969	Eddie Bolton/Jimbo Smith	3-5/3-4
1968	Jimbo Smith	6-6
1967	Bobby Bryant/Ronnie Evans	6-2/6-0
1966	Bobby Bryant	6-2
1965	Loveard McMichael	6-2
1964	Loveard McMichael	7-3
1963	John Coleman	3-5
1962	John Coleman	4-4

**Saves**

Year	Pitcher	No.
2016	Josh Reagan	11
2015	Taylor Widener	9
2014	<b>Joel Seddon</b>	<b>14</b>
2013	Tyler Webb	17
2012	<b>Matt Price</b>	<b>13</b>
2011	<b>Matt Price</b>	<b>20</b>
2010	Matt Price	10
2009	Alex Farotto	7
2008	Brandon Todd	5
2007	Jeff Jeffords	6
2006	Wynn Pelzer	5
2005	Brent Marsh	11
2004	<b>Chad Blackwell</b>	<b>20</b>
2003	Aaron Rawl	6
2002	<b>Blake Taylor</b>	<b>21</b>
2001	<b>Lee Gronkiewicz</b>	<b>19</b>
2000	<b>Scott Barber</b>	<b>15</b>
1999	Jason Pomar	8
1998	Jason Pomar	9
1997	Tyler Speer	2
1996	Chad Hoshour	2
	Jason Pomar	2
1995	Craig Ross	5
1994	Craig Ross	9
1993	Rob Mosser	11
1992	Rob Mosser	11
1991	Rob Mosser	8
1990	Brian Beatson	12
1989	Brian Beatson	4
1988	Brian Beatson	12
1987	Lee Whatley	7
1986	Clint Sawyer	4
1985	Clint Sawyer	5
1984	Glenn Jenkins	6
1983	Mike Werner	5
1982	Jeb Babel	3
1981	Bobby Kish	7
1980	Bobby Kish	8
1979	Jeff Twitty	10
1978	Mark Kish	3
1977	Jim Lewis	2
	Scott Thomas	2
1976	Ed Lynch	1
1975	Mike Cromer	3
1974	Allen Johnson	8
1973	George Beam	2
	Allen Johnson	2
1972	Alan Hilliard	2
	Phil Houston	2

Bold indicates SEC leader

CAROLINA GAMECOCKS

STAFF

PLAYER PROFILES

OPPONENTS

SEASON IN REVIEW

HISTORY & RECORDS

		Batting and Fielding By Years															
		Year	G	AB	R	H	2B	3B	HR	RBI	SB	AVG	PO	A	E	DP	AVG
CAROLINA GAMECOCKS	2016	64	2195	402	638	116	8	45	370	69	.291	1722	523	50	42	.978	
	2015	57	1882	315	484	63	15	43	291	63	.257	1522	590	61	35	.972	
	2014	62	2098	330	589	90	5	31	300	47	.281	1668	621	59	47	.975	
	2013	63	2113	377	601	103	13	52	342	62	.284	1683	578	69	39	.970	
	2012	69	2286	351	605	115	19	42	320	44	.265	1881	680	53	51	.980	
	2011	69	2320	419	681	136	18	46	380	41	.294	1859	747	69	81	.974	
	2010	70	2444	499	734	132	14	97	463	53	.300	1901	726	66	62	.975	
	2009	63	2216	479	687	133	11	109	452	45	.310	1671	619	61	30	.974	
	2008	63	2190	443	655	103	7	110	419	33	.299	1696	671	56	49	.977	
	2007	66	2346	520	705	126	11	113+	487	51	.301	1792	608	65	52	.974	
STAFF	2006	66	2332	487	711	120	15	92	456	24	.305	1771	628	54	61	.978	
	2005	64	2191	404	609	125	13	73	376	58	.278	1693	575	67	53	.971	
	2004	70	2426	492	723	143	10	106	454	58	.298	1881	669	71	49	.973	
	2003	67	2302	437	705	135	13	68	398	63	.306	1761	717	70	52	.973	
	2002	75	2757	584	868	178	18	122	526	82	.315	2028	745	71	65	.975+	
	2001	69	2352	484	673	131	8	110	445	82	.286	1838	693	79	41	.970	
	2000	66	2320	537	694	140	21	105	487	76	.299	1778	717	91	60	.965	
	1999	58	1960	404	588	126	10	58	360	143	.300	1546	613	77	45	.966	
	1998	62	2183	520	680	130	17	122	473	109	.311	1660	615	72	52	.969	
	1997	57	2124	605	725	125	18	94	535	103	.341	1503	636	91	56	.959	
PLAYER PROFILES	1996	53	1879	372	533	113	4	54	329	89	.284	1404	638	124	53	.943	
	1995	57	1930	338	504	117	7	42	297	55	.261	1499	608	98	47	.956	
	1994	58	2021	379	550	80	14	36	325	102	.272	1586	670	97	58	.959	
	1993	60	2021	433	607	107	13	51	388	141	.300	1557	601	100	42	.956	
	1992	64	2213	531	700	148	18	83	485	78	.316	1637	599	107	48	.954	
	1991	62	2097	432	604	107	12	57	381	94	.288	1578	640	98	48	.958	
	1990	58	1935	339	556	88	9	42	299	60	.287	1495	585	99	46	.955	
	1989	57	1966	413	606	98	10	51	358	88	.308	1416	542	83	41	.960	
	1988	64	2222	439	678	112	9	66	379	102	.305	1638	592	109	49	.953	
	1987	53	1845	451	584	114	11	82	396	91	.317	1365	537	103	37	.949	
OPPONENTS	1986	66	2273	518	666	129	14	127+	472	51	.293	1701	700	108	65	.957	
	1985	69	2428	629	773	149	10	144*	570	41	.318	1768	775	103	68	.961	
	1984	59	2058	386	607	112	8	53	344	72	.295	1560	706	93	59	.961	
	1983	48	1679	363	512	93	4	57	317	78	.305	1262	536	66	38	.965	
	1982	58	1994	449	586	92	11	61	382	100	.294	1538	648	101	53	.955	
	1981	61	2150	532	679	133	8	83	470	137	.316	1642	736	124	45	.950	
	1980	50	1697	388	522	99	13	50	333	121	.308	1290	551	67	46	.965	
	1979	47	1575	286	407	64	5	44	242	116	.258	1282	637	63	37	.968	
	1978	45	1543	322	427	74	13	45	285	83	.277	1193	564	67	38	.963	
	1977	56	1913	365	541	78	13	65	308	108	.283	1487	610	84	44	.961	
SEASON IN REVIEW	1976	52	1767	396	511	75	16	69	342	218	.289	1345	545	69	34	.965	
	1975	58	1949	389	579	84	18	57	334	142	.297	1509	579	54	39	.975	
	1974	56	1798	336	493	90	10	57	284	152	.274	1416	519	69	36	.966	
	1973	42	1380	197	348	45	6	20	151	100	.252	1092	444	59	23	.963	
	1972	41	1310	178	345	56	7	22	142	86	.263	1059	468	78	25	.951	
	1971	32	1060	158	256	45	3	26	133	66	.242	840	375	55	27	.957	
	1970	34	1087	117	250	31	5	12	95	59	.230	857	333	72	26	.943	
	1969	34	1088	111	259	37	8	14	85	29	.238	843	337	63	23	.948	
	1968	25	779	93	192	35	2	5	76	33	.246	624	252	30	22	.967	
	1967	29	1023	150	286	43	10	9	129	27	.280	793	361	46	28	.962	
HISTORY & RECORDS	1966	23	758	124	189	23	5	10	95	25	.249	618	280	51	21	.946	
	1965	28	891	107	203	38	4	5	87	26	.228	713	319	50	23	.955	
	1964	27	882	126	216	26	7	6	103	28	.245	685	335	61	20	.944	
	1963	21	713	86	169	19	6	3	68	12	.237	—	—	—	—	—	
	1962	20	664	105	172	24	7	4	77	21	.259	—	—	—	—	—	

+ — Led nation. \* — Second in nation

Pitching By Years

Year	G	IP	H	R	ER	SO	BB	W	L	PCT	ERA
2016	64	574.0	484	242	210	619	213	46	18	.719	3.29
2015	57	507.1	517	278	237	456	206	32	25	.561	4.20
2014	62	556.0	468	183	150	473	156	44	18	.710	2.43
2013	63	561.0	540	234	188	485	147	43	20	.682	3.02
2012	69	627.0	503	227	207	564	209	49	20	.710	2.97
2011	69	619.2	511	212	169	536	228	55	14	.797	2.45
2010	70	633.2	527	285	243	625	220	54	16	.771	3.45
2009	63	557.0	553	349	314	500	268	40	23	.635	5.07
2008	63	565.1	562	309	274	499	212	40	23	.635	4.36
2007	66	597.1	553	304	261	606	250	46	20	.697	3.93
2006	66	590.1	583	343	302	534	241	41	25	.621	4.60
2005	64	564.1	543	274	237	491	189	41	23	.641	3.78
2004	70	627.0	571	270	237	660	150	53	17	.757	3.40
2003	67	587.0	575	268	233	478	194	45	22	.672	3.57
2002	75	676.0	686	371	320	587	296	57	18	.760	4.26
2001	69	612.2	555	273	234	545	285	49	20	.710	3.44
2000	66	592.2	538	276	231	530	220	56	10	.848	3.51
1999	58	515.1	545	313	268	501	213	35	23	.603	4.68
1998	62	553.1	582	360	307	509	237	44	18	.710	4.99
1997	57	501.0	610	425	345	406	255	33	24	.579	6.20
1996	53	468.0	579	402	308	335	249	25	28	.472	5.92
1995	57	499.2	502	335	270	476	246	32	25	.561	4.86
1994	58	528.2	516	302	249	420	275	35	23	.603	4.24
1993	60	519.0	477	270	201	500	222	39	20	.658*	3.49
1992	64	545.2	575	323	252	549	260	42	22	.656	4.16
1991	62	526.0	515	317	256	479	260	40	22	.645	4.38
1990	58	498.2	481	295	239	418	227	33	25	.569	4.31
1989	57	487.0	460	296	243	412	275	34	23	.596	4.49
1988	64	546.0	530	334	262	475	235	43	21	.672	4.32
1987	53	455.0	464	294	231	392	196	39	14	.736	4.57
1986	66	567.0	557	325	265	388	227	43	23	.652	4.21
1985	69	589.1	634	371	282	471	280	47	22	.681	4.31
1984	59	520.0	525	281	227	332	233	41	18	.695	3.93
1983	48	420.2	353	205	164	302	188	35	13	.729	3.51
1982	58	512.2	482	244	187	407	187	45	13	.776	3.28
1981	61	547.1	575	298	218	383	198	46	15	.754	3.58
1980	50	430.0	374	170	130	307	170	39	11	.780	2.72
1979	47	427.1	403	167	140	288	137	31	16	.660	2.95
1978	45	397.2	377	176	144	285	150	31	14	.689	3.26
1977	56	495.2	403	183	144	420	200	43	12	.777*	2.61
1976	52	448.1	401	226	117	389	209	38	14	.731	3.55
1975	58	503.0	337	139	112	465	176	51	6	.888*	2.00
1974	56	472.0	333	120	84	473+	153	48	8	.857	1.60
1973	42	364.0	278	139	105	327	135	26	15	.631*	2.60
1972	41	353.0	267	125	79	314	112	25	16	.610	2.01
1971	32	280.0	239	120	89	234	129	19	13	.597	2.86
1970	34	285.2	254	157	105	215	139	14	20	.412	3.31
1969	34	281.0	260	148	100	207	136	12	21	.368*	3.20
1968	25	208.0	173	95	79	175	104	14	11	.570	3.42
1967	29	265.1	197	97	76	244	125	21	8	.724	2.58
1966	23	206.0	151	79	48	148	91	15	8	.652	2.09
1965	28	237.1	227	114	82	153	101	16	12	.571	3.10
1964	27	228.1	219	99	70	108	51	15	12	.556	2.76
1963	21	180.0	192	136	73	109	76	7	14	.333	3.65
1962	20	168.2	189	141	106	92	105	9	11	.450	5.67

\* — One tie game. + — Led nation.

CAROLINA GAMECOCKS

STAFF

PLAYER PROFILES

OPPONENTS

SEASON IN REVIEW

HISTORY & RECORDS

CAROLINA GAMECOCKS  
STAFF  
PLAYER PROFILES  
OPPONENTS  
SEASON IN REVIEW  
HISTORY & RECORDS

**At Bats**

135	Nate Janowicz	2000
133	Etienne Hightower	1996
129	Whit Merrifield	2009
129	Steve Thomas	2002
128	James Darnell	2008
127	Andrew Crisp	2009
127	Drew Meyer	2002
126	Adam Everett	1997
126	Mike Curry	1996
125	Derick Urquhart	1997

**Runs Scored**

40	Derick Urquhart	1997
39	Mike Curry	1998
38	Travis Jones	2007
38	Brian Roberts	1999
37	Derick Urquhart	1998
35	Adam Everett	1997
34	Reese Havens	2008
34	Brandon Pack	2000
34	Ryan Bordenick	1997
34	Mike Curry	1997

**Hits**

47	Michael Campbell	2006
47	Nate Janowicz	2000
47	Adam Everett	1998
47	Mike Curry	1996
46	Justin Smoak	2008
46	Justin Harris	2003
46	Brian Buscher	2002
46	Drew Meyer	2002
45	Derick Urquhart	1997
44	James Darnell	2007
44	Joe Biernat	1993

**Doubles**

16	Mike Curry	1996
14	Garris Gonce	2001
13	Steve Thomas	2002
13	Brian Roberts	1999
12	Andrew Crisp	2009
12	Bryan Triplett	2004
11	Drew Meyer	2002
11	Adam Everett	1998
11	Etienne Hightower	1996
10	Whit Merrifield	2009
10	Justin Smoak	2008
10	Trent Kline	2007
10	Landon Powell	2003
10	Nate Janowicz	2000
10	Adam Poe	1999
10	Adam Everett	1998
10	Adam Poe	1998
10	Derick Urquhart	1997
10	Eric Stanton	1996

**Triples**

4	Elliott Caldwell	2015
4	Brian Buscher	2002
3	Tanner English	2013
3	Michael Campbell	2006
3	Nate Janowicz	2000
3	Derick Urquhart	1998
3	Adam Everett	1997
2	Dom Thompson-Williams	2016
2	Kyle Martin	2015
2	Max Schrock	2015
2	Grayson Greiner	2013
2	Chase Vergason	2013
2	Tanner English	2012
2	Adam Matthews	2011
2	Brady Thomas	2011
2	Christian Walker	2010
2	DeAngelo Mack	2009
2	Trent Kline	2006
2	Michael Campbell	2005
2	Drew Meyer	2002
2	Garris Gonce	2001

**Triples continued...**

2	Nate Janowicz	1999
2	Mac White	1994
2	D.T. Cromer	1992

**Home Runs**

14	Travis Jones	2007
14	Landon Powell	2004
12	Nick Ebert	2009
12	Justin Smoak	2006
12	Yaron Peters	2002
11	Kyle Martin	2015
11	James Darnell	2008
11	Brendan Winn	2004
11	Rob Streicher	1997
10	James Darnell	2007
10	Steve Pearce	2005
10	Tim Whittaker	2001
10	Brian Hucks	1996

**Runs Batted In**

43	Brandon Pack	2000
41	Landon Powell	2004
41	Derick Urquhart	1998
40	James Darnell	2008
40	Travis Jones	2007
39	Yaron Peters	2002
38	Nick Ebert	2009
38	Ryan Bordenick	1997
36	James Darnell	2007
34	Kyle Martin	2015
34	Brendan Winn	2004

**Total Bases**

91	Landon Powell	2004
90	Travis Jones	2007
85	Kyle Martin	2015
85	Yaron Peters	2002
83	Brian Buscher	2002
82	James Darnell	2007
82	Derick Urquhart	1998
81	Brian Roberts	1999
79	Brendan Winn	2004
78	Nick Ebert	2009

**Bases on Balls**

31	Reese Havens	2008
28	Christian Walker	2012
27	Gene Cone	2016
26	Nick Ebert	2009
25	DC Arendas	2015
25	Justin Smoak	2008
25	Brian Roberts	1999
24	Kyle Martin	2015
24	Brandon Pack	2000
24	Stacy Stokes	1994

**Batting Average (Min. 100 AB)**

.478	Garris Gonce	2001
.468	Joe Biernat	1993
.409	Michael Campbell	2006 (47-115)
.407	Justin Smoak	2008 (46-113)
.406	Jerry Shepherd	1992
.393	Kyle Martin	2015 (42-107)
.391	Gene Cone	2016(43-for-110)
.388	Dave Willman	1992
.383	Andrew Crisp	2006 (36-94)
.382	Scott Wingo	2011 (42-110)

**Stolen Bases**

28	Mike Curry	1998
24	Brian Roberts	1998
18	Mike Curry	1997
14	Drew Meyer	2001
14	Etienne Hightower	1996
10	Etienne Hightower	1997
10	Mike Curry	1996
10	Mark Gugino	1993
9	Kyle Martin	2015
9	Steven Tolleson	2005

**Slugging Percentage**

.827	Landon Powell	2004
.794	Kyle Martin	2015 (85-107)
.781	Jerry Shepherd	1992
.779	Garris Gonce	2001
.756	Travis Jones	2007 (90-119)
.739	Yaron Peters	2002
.729	Nick Ebert	2009 (78-107)
.695	Derick Urquhart	1998
.688	Brandon Pack	2000
.686	Brian Buscher	2002

**Game Appearances**

24	John Taylor	2011
18	Blake Taylor	2002
17	Tyler Johnson	2016
17	Tyler Webb	2012
17	Matt Price	2011
16	Cody Mincey	2014
16	Joel Seddon	2014
16	Tyler Webb	2013
16	Adam Westmoreland	2013
16	Matt Price	2012
16	Matt Price	2010
16	Patrick Sexton	1996
16	Craig Ross	1994

**Innings Pitched**

76.0	Kip Bouknight	1999
74.0	Kip Bouknight	2000
71.0	J.J. Pearsall	1995
67.2	Clarke Schmidt	2016
67.0	Zac McCamie	2005
66.0	Harris Honeycutt	2007
65.0	Aaron Rawl	2005
64.0	Sam Dyson	2010
64.0	Sam Dyson	2009
63.2	Braden Webb	2016

**Games Won**

9	Kip Bouknight	2000	9-0
8	David Marchbanks	2003	8-2
7	Braden Webb	2016	7-3
7	Blake Cooper	2010	7-1
7	Peter Bauer	2000	7-2
7	Kip Bouknight	1998	7-2
6	Michael Roth	2011	6-3
6	Sam Dyson	2009	6-4
6	Aaron Rawl	2004	6-3
6	Rich Pratt	1993	6-2

**Strikeouts**

88	Braden Webb	2016
76	Clarke Schmidt	2016
76	Kip Bouknight	2000
74	Kip Bouknight	2000
71	J.J. Pearsall	1995
67	Zac McCamie	2005
66	Harris Honeycutt	2007
65	Aaron Rawl	2005
64	Sam Dyson	2010
64	Sam Dyson	2009

**Saves**

12	Blake Taylor	2002
9	Joel Seddon	2014
9	Tyler Webb	2013
9	Matt Price	2011
8	Tyler Johnson	2016
8	Matt Price	2012
8	Scott Barber	2000
7	Matt Price	2010
6	Lee Gronkiewicz	2001
5	Brent Marsh	2005
5	Chad Blackwell	2004
5	Jason Pomar	1999
5	Rob Mosser	1993
5	Rob Mosser	1992

**Earned Run Average (Min. 30.0 IP)**

1.39	Michael Roth	2011
1.59	Matt Price	2011
2.08	Adam Westmoreland	2013
2.09	Blake Taylor	2002
2.27	Arik Hempy	2007
2.39	Nolan Belcher	2013
2.66	Chris Hernandez	2003
2.72	Jordan Montgomery	2013
2.76	Forrest Koumas	2011
2.86	Kip Bouknight	1998



Blake Cooper went 13-2 in the 2010 season including a 7-1 record in the SEC on the way to All-America honors.

2016 Statistics

Player	AVG	G	AB	R	H	2B	3B	HR	RBI	SLG	BB	SO	SB
Cone, G.	.363	59	215	53	78	13	2	4	30	.498	45	26	7
Hopkins, T.J.	.322	43	121	25	39	5	1	1	26	.405	14	37	8
Thompson-Williams, D.	.321	64	240	58	77	17	3	8	41	.517	38	51	18
Destino, A.	.321	60	234	40	75	14	0	10	59	.509	19	45	2
Mooney, M.	.314	62	204	38	64	10	0	1	29	.377	23	20	4
Stokes, M.	.304	31	102	16	31	5	0	1	12	.382	7	29	5
Bride, J.	.283	63	226	41	64	12	0	2	32	.363	23	39	8
Jones, J.	.269	60	212	36	57	11	0	7	49	.420	32	57	1
Arendas, DC.	.245	60	151	23	37	5	1	5	24	.391	21	55	3
Cullen, C.	.238	50	147	19	35	11	0	1	23	.333	22	37	2
Tolbert, LT.	.229	55	192	32	44	7	1	3	27	.323	15	14	5
<b>(less than 100 at-bats)</b>													
Williams, J.	.444	13	9	1	4	0	0	0	0	.444	0	2	0
Grosvenor, R.	.357	14	14	1	5	1	0	0	2	.429	1	5	0
Blair, D.	.250	22	28	8	7	2	0	0	4	.321	1	9	1
Williams, M.	.240	18	25	3	6	1	0	2	2	.520	2	7	1
Taylor, H.	.226	15	31	2	7	2	0	0	4	.290	3	8	2
Scolamiero, C.	.206	42	34	6	7	0	0	0	5	.206	4	9	2
McIlwain, B.	.100	8	10	0	1	0	0	0	1	.100	0	4	0
<b>Totals</b>	<b>.291</b>	<b>64</b>	<b>2195</b>	<b>402</b>	<b>638</b>	<b>116</b>	<b>8</b>	<b>45</b>	<b>370</b>	<b>.412</b>	<b>270</b>	<b>454</b>	<b>69</b>
<b>Opponents</b>	<b>.227</b>	<b>64</b>	<b>2136</b>	<b>242</b>	<b>484</b>	<b>74</b>	<b>5</b>	<b>44</b>	<b>219</b>	<b>.328</b>	<b>213</b>	<b>619</b>	<b>47</b>

Player	ERA	W-L	APP	GS	CG	SV	IP	H	R	ER	BB	SO	WP
Reagan, J.	2.08	3-2	29	0	0	11	56.1	34	14	13	20	50	2
Johnson, T.	2.42	3-2	29	1	1	9	52.0	34	15	14	8	59	2
Scott, R.	2.56	4-1	29	0	0	2	45.2	41	15	13	15	31	2
Webb, B.	3.09	10-6	18	17	0	0	102.0	80	43	35	48	128	14
Schmidt, C.	3.40	9-5	18	17	2	0	111.1	107	50	42	27	129	3
Hill, A.	3.53	7-0	14	14	0	0	66.1	49	26	26	28	72	7
Widener, T.	4.20	4-2	17	9	0	0	55.2	54	30	26	16	68	1
<b>(less than 25.0 IP)</b>													
Anderson, K.	0.00	0-0	3	0	0	0	3.1	2	0	0	2	6	2
Bowers, C.	2.03	1-0	7	2	0	0	13.1	5	3	3	8	15	1
Haswell, T.	3.10	2-0	11	1	0	0	20.1	19	9	7	3	15	2
Vogel, M.	3.86	1-0	9	0	0	0	7.0	6	4	3	12	11	2
Cropper, C.	5.14	0-0	5	2	0	0	7.0	10	4	4	5	10	1
Fiori, V.	5.40	0-0	9	0	0	0	3.1	7	3	2	3	4	0
Murray, B.	6.38	2-0	20	1	0	0	24.0	26	19	17	11	15	0
Destino, A.	9.00	0-0	1	0	0	0	1.0	2	1	1	1	0	0
Provey, C.	10.12	0-0	5	0	0	0	5.1	8	6	6	6	6	0
<b>Totals</b>	<b>3.29</b>	<b>46-18</b>	<b>64</b>	<b>64</b>	<b>3</b>	<b>22</b>	<b>574.0</b>	<b>484</b>	<b>242</b>	<b>210</b>	<b>213</b>	<b>619</b>	<b>39</b>
<b>Opponents</b>	<b>5.64</b>	<b>18-46</b>	<b>64</b>	<b>64</b>	<b>1</b>	<b>12</b>	<b>552.0</b>	<b>638</b>	<b>402</b>	<b>346</b>	<b>270</b>	<b>454</b>	<b>61</b>

2015 Statistics

Player	AVG	G	AB	R	H	2B	3B	HR	RBI	SLG	BB	SO	SB
Martin, K.	.350	57	203	50	71	12	2	14	56	.635	39	27	11
Caldwell, E.	.328	56	195	34	64	5	8	3	41	.482	32	42	13
Schrock, M.	.328	51	192	44	63	11	2	6	34	.500	32	18	8
Cone, G.	.257	57	214	48	55	4	2	2	12	.322	35	32	13
Gore, J.	.255	48	161	27	41	2	1	1	20	.298	16	25	3
Destino, A.	.251	48	167	15	42	6	0	6	35	.395	9	41	0
Arendas, DC.	.215	54	144	22	31	6	0	3	21	.319	38	49	5
Mooney, M.	.213	34	108	19	23	6	0	1	12	.296	7	13	2
Koch, L.	.179	44	112	9	20	2	0	2	10	.250	8	22	1
Bright, C.	.149	38	114	15	17	2	0	3	16	.246	11	29	1
<b>(less than 100 at-bats)</b>													
Pike, W.	.500	3	4	1	2	0	0	0	0	.500	0	0	0
Taylor, H.	.338	32	80	11	19	2	0	2	15	.338	11	25	1
Scolamiero, C.	.214	36	56	9	12	1	0	0	6	.232	5	8	4
Stokes, M.	.207	25	82	6	17	4	0	0	9	.256	3	24	0
Harrington, P.	.167	26	24	5	4	0	0	0	2	.167	5	8	1
Stegall, C.	.154	9	13	0	2	0	0	0	2	.154	1	8	0
Williams, M.	.111	10	9	0	1	0	0	0	0	.111	1	2	0
Martin, J.	.000	4	0	0	0	0	0	0	0	.000	0	0	0
<b>Totals</b>	<b>.257</b>	<b>57</b>	<b>1882</b>	<b>315</b>	<b>484</b>	<b>63</b>	<b>15</b>	<b>43</b>	<b>291</b>	<b>.375</b>	<b>253</b>	<b>374</b>	<b>63</b>
<b>Opponents</b>	<b>.267</b>	<b>57</b>	<b>1933</b>	<b>278</b>	<b>517</b>	<b>101</b>	<b>4</b>	<b>34</b>	<b>249</b>	<b>.377</b>	<b>206</b>	<b>456</b>	<b>48</b>

Player	ERA	W-L	APP	GS	CG	SV	IP	H	R	ER	BB	SO	WP
Scott, R.	3.20	2-3	22	5	0	2	50.2	48	23	18	19	35	0
Wynkoop, J.	3.27	8-5	16	14	1	1	104.2	121	47	38	14	86	6
Fiori, V.	4.02	3-1	25	2	0	2	31.1	25	16	14	21	32	7
Murray, B.	4.36	5-0	20	0	0	2	33.0	32	18	16	11	18	5
Reagan, J.	4.72	2-2	15	7	0	0	47.2	54	27	25	10	34	3
Widener, T.	4.78	1-5	19	3	0	0	32.0	33	19	17	19	44	4
Schmidt, C.	4.81	2-2	18	10	0	0	58.0	70	37	31	20	55	5
Crowe, W.	4.91	3-4	9	9	1	0	51.1	52	32	28	19	59	5
Mincey, C.	6.75	2-3	18	0	0	1	28.0	24	21	21	22	27	3
<b>(less than 25.0 IP)</b>													
Parke, J.	0.00	2-0	11	0	0	0	9.1	5	2	0	10	10	1
Destino, A.	0.00	0-0	1	0	0	0	0.2	1	1	0	3	1	0
Cropper, C.	1.46	0-0	10	1	0	0	12.1	14	4	2	7	7	4
Haswell, T.	4.15	0-0	5	2	0	0	8.2	6	5	4	7	9	1
Johnson, T.	4.70	0-0	7	1	0	0	7.2	8	5	4	1	8	0
Johnson, P.	4.80	2-0	9	0	0	0	15.0	13	8	8	5	15	4
Vogel, M.	5.82	0-0	11	3	0	0	17.0	11	13	11	18	16	5
<b>Totals</b>	<b>4.20</b>	<b>32-25</b>	<b>57</b>	<b>57</b>	<b>2</b>	<b>17</b>	<b>507.1</b>	<b>517</b>	<b>278</b>	<b>237</b>	<b>206</b>	<b>456</b>	<b>53</b>
<b>Opponents</b>	<b>4.98</b>	<b>25-32</b>	<b>57</b>	<b>57</b>	<b>2</b>	<b>8</b>	<b>495.2</b>	<b>484</b>	<b>315</b>	<b>274</b>	<b>253</b>	<b>374</b>	<b>41</b>

2014 Statistics

Player	AVG	G	AB	R	H	2B	3B	HR	RBI	SLG	BB	SO	SB
Martin, K.	.336	62	244	35	82	11	0	5	38	.443	22	28	2
Greiner, G.	.311	60	212	39	66	13	0	8	50	.486	29	39	0
Bright, C.	.311	44	161	25	50	11	0	0	24	.379	9	30	4
Pankake, J.	.303	58	221	52	67	11	0	5	31	.421	30	21	4
Schrock, M.	.299	35	127	26	38	5	1	5	20	.472	11	21	4
English, T.	.284	62	215	30	61	9	1	1	25	.349	18	46	21
Mooney, M.	.274	58	215	32	59	10	1	0	22	.330	28	30	2
Arendas, DC.	.271	55	177	32	48	6	0	4	29	.373	26	27	1
Caldwell, E.	.254	39	122	10	31	5	0	0	14	.295	12	17	4
Cone, G.	.221	45	104	22	23	3	2	0	18	.288	26	26	4
<b>(less than 100 at-bats)</b>													
Maxwell, B.	.500	2	2	0	1	0	0	0	1	.500	0	0	0
Pike, W.	.333	14	18	1	6	0	0	0	3	.333	0	0	0
Koch, L.	.286	20	28	2	8	1	0	0	1	.321	1	7	0
Gore, J.	.226	33	62	8	14	0	0	2	6	.323	6	14	0
Widener, T.	.191	18	47										

CAROLINA GAMECOCKS  
STAFF  
PLAYER PROFILES  
OPPONENTS  
SEASON IN REVIEW  
HISTORY & RECORDS

2013 Statistics

Player	AVG	G	AB	R	H	2B	3B	HR	RBI	SLG	BB	SO	SB
Dantzler, LB	.322	61	214	46	69	16	1	15	53	.617	42	50	2
Pankake, J.	.311	62	238	40	74	9	1	11	42	.496	29	29	7
Greiner, G.	.298	47	205	32	61	10	2	4	38	.424	24	28	5
Bright, C.	.288	52	177	27	51	11	1	4	22	.429	4	32	2
English, T.	.283	54	166	30	47	11	3	1	25	.404	21	46	9
Schrock, M.	.282	61	227	40	64	9	2	6	39	.419	36	23	14
Saiko, G.	.263	56	198	38	52	7	0	2	29	.328	41	22	12
Vergason, C.	.262	63	229	40	60	9	2	4	27	.371	28	27	1
<b>(less than 100 at-bats)</b>													
Rosenberg, D.	.339	18	56	10	19	4	0	1	13	.464	3	8	0
Sullivan, S.	.313	30	32	8	10	2	0	0	6	.375	6	9	3
Celek, B.	.307	30	88	12	27	4	0	1	18	.386	12	18	0
Martin, K.	.288	34	80	15	23	2	0	2	10	.388	10	11	1
Costen, TJ	.250	35	80	19	20	5	1	1	8	.375	13	33	3
Iskenderian, G.	.250	16	36	6	9	1	0	0	6	.278	3	10	1
Britt, C.	.222	5	9	1	2	0	0	0	0	.222	0	5	0
Christian, A.	.200	6	5	2	1	0	0	0	0	.200	0	2	0
Carson, S.	.194	18	31	7	6	1	0	0	2	.226	1	11	2
Payne, E.	.185	13	27	2	5	1	0	0	4	.222	5	7	0
Arendas, DC	.071	13	14	2	1	1	0	0	0	.143	2	8	1
Harrington, P.	.000	1	0	0	0	0	0	0	0	.000	0	1	0
<b>Totals</b>	<b>.284</b>	<b>63</b>	<b>2113</b>	<b>377</b>	<b>601</b>	<b>103</b>	<b>13</b>	<b>52</b>	<b>342</b>	<b>.419</b>	<b>280</b>	<b>380</b>	<b>62</b>
<b>Opponents</b>	<b>.251</b>	<b>63</b>	<b>2148</b>	<b>234</b>	<b>540</b>	<b>83</b>	<b>7</b>	<b>18</b>	<b>207</b>	<b>.322</b>	<b>147</b>	<b>485</b>	<b>26</b>

Player	ERA	W-L	APP	GS	CG	SV	IP	H	R	ER	BB	SO	WP
Webb, T.	1.47	3-3	32	0	0	17	43.0	33	9	7	14	60	2
Montgomery	1.48	6-1	13	13	1	0	79.0	64	19	13	18	60	3
Westmoreland	2.32	7-4	29	0	0	3	66.0	52	22	17	15	62	1
Belcher, N.	2.38	7-5	17	17	2	0	117.0	108	39	31	16	95	3
Sullivan, P.	2.84	2-0	19	0	0	1	25.1	31	11	8	11	23	1
Wynkoop, J.	3.09	7-3	17	11	0	0	64.0	70	28	22	11	36	2
Holmes, C.	3.76	5-2	19	9	0	0	55.0	52	30	23	15	42	4
Beal, E.	4.78	2-1	13	5	0	0	32.0	31	17	17	16	36	2
<b>(less than 25.0 IP)</b>													
Satterfield, A.	0.00	0-0	1	0	0	0	0.2	0	0	0	0	1	0
Knab, J.	3.86	0-0	3	0	0	0	2.1	3	1	1	1	2	0
Fiori, V.	3.92	1-0	14	0	0	0	20.2	22	10	9	4	21	1
Seddon, J.	4.50	1-1	13	5	0	0	18.0	25	16	9	9	20	1
Britt, C.	5.12	2-0	11	2	0	1	19.1	24	12	11	3	10	1
Koumas, F.	8.35	0-0	10	4	0	0	18.1	21	17	13	16	3	0
Thomason	81.00	0-0	1	0	0	0	0.1	4	3	3	1	1	0
<b>Totals</b>	<b>3.02</b>	<b>43-20</b>	<b>63</b>	<b>63</b>	<b>3</b>	<b>22</b>	<b>561.0</b>	<b>540</b>	<b>234</b>	<b>188</b>	<b>147</b>	<b>485</b>	<b>24</b>
<b>Opponents</b>	<b>5.19</b>	<b>20-43</b>	<b>63</b>	<b>63</b>	<b>4</b>	<b>10</b>	<b>541.0</b>	<b>601</b>	<b>377</b>	<b>312</b>	<b>280</b>	<b>380</b>	<b>63</b>

2012 Statistics

Player	AVG	G	AB	R	H	2B	3B	HR	RBI	SLG	BB	SO	SB
Walker, C.	.321	67	240	48	77	12	2	11	55	.525	51	24	3
English, T.	.298	69	248	43	74	6	4	0	23	.355	14	71	12
Marzilli, E.	.284	69	268	51	76	14	4	2	32	.388	30	57	13
Pankake, J.	.264	66	239	42	63	15	3	2	27	.377	31	40	3
Dantzler, LB	.262	69	263	37	69	15	0	10	48	.433	30	37	0
Vergason, C.	.258	54	128	17	33	8	0	1	13	.344	25	18	2
Matthews, A.	.236	66	225	30	53	6	0	5	26	.329	24	48	7
Greiner, G.	.222	62	194	26	43	13	1	6	32	.392	30	48	0
<b>(less than 100 at-bats)</b>													
Martin, K.	.295	40	78	11	23	5	0	1	12	.397	10	16	0
Costen, TJ	.275	38	51	13	14	4	1	1	2	.451	8	19	1
Payne, E.	.265	37	98	10	26	5	3	3	19	.469	3	31	2
Bright, C.	.228	32	79	8	18	2	0	0	9	.253	6	19	1
Celek, B.	.224	29	58	3	13	5	0	0	8	.310	8	12	0
Roth, M.	.211	17	19	0	4	2	0	0	2	.316	3	7	0
Rosenberg, D.	.209	31	67	7	14	3	0	0	7	.254	5	13	0
Sullivan, S.	.161	18	31	3	5	0	1	0	5	.226	2	9	0
Seddon, J.	.000	2	0	1	0	0	0	0	0	.000	0	0	0
Harrington, P.	.000	2	0	1	0	0	0	0	0	.000	0	0	0
Lovick, T.	.000	1	0	0	0	0	0	0	0	.000	0	0	0
<b>Totals</b>	<b>.265</b>	<b>69</b>	<b>2286</b>	<b>351</b>	<b>605</b>	<b>115</b>	<b>19</b>	<b>42</b>	<b>320</b>	<b>.387</b>	<b>280</b>	<b>469</b>	<b>44</b>
<b>Opponents</b>	<b>.221</b>	<b>69</b>	<b>2272</b>	<b>227</b>	<b>503</b>	<b>67</b>	<b>5</b>	<b>37</b>	<b>219</b>	<b>.304</b>	<b>209</b>	<b>564</b>	<b>40</b>

Player	ERA	W-L	APP	GS	CG	SV	IP	H	R	ER	BB	SO	WP
Webb, T.	1.56	6-1	39	0	0	3	57.2	44	12	10	18	58	3
Belcher, N.	2.12	4-2	19	2	0	2	29.2	22	7	7	13	35	1
Roth, M.	2.43	9-1	20	20	1	0	137.0	101	41	37	41	93	5
Holmes, C.	3.05	7-2	16	16	0	0	79.2	66	30	27	17	65	3
Price, M.	3.48	5-5	28	5	0	13	77.2	55	32	30	31	94	3
Montgomery	3.62	6-1	15	13	0	0	74.2	69	34	30	10	57	2
Beal, E.	3.81	4-4	28	1	0	5	52.0	39	23	22	32	55	6
Koumas, F.	4.82	2-3	18	4	0	3	28.0	31	19	15	17	31	0
<b>(less than 25.0 IP)</b>													
Carter, E.	0.00	1-0	5	0	0	0	10.0	3	0	0	2	10	0
Privette, H.	1.86	1-0	15	0	0	0	9.2	9	2	2	2	14	1
Seddon, J.	2.76	2-0	9	3	0	1	16.1	9	5	5	6	13	2
Westmoreland	2.86	2-1	7	4	0	0	22.0	20	7	7	4	14	1
Sullivan, P.	3.52	0-0	13	1	0	0	23.0	25	9	9	11	16	2
Munson, L.	4.50	0-0	11	0	0	0	8.0	8	4	4	2	8	0
Thomason, D.	9.00	0-0	2	0	0	0	1.0	1	1	1	1	1	0
Fiori, V.	13.50	0-0	2	0	0	0	0.2	1	1	1	1	2	0
<b>Totals</b>	<b>2.97</b>	<b>49-20</b>	<b>69</b>	<b>69</b>	<b>1</b>	<b>27</b>	<b>627.0</b>	<b>503</b>	<b>227</b>	<b>207</b>	<b>209</b>	<b>564</b>	<b>29</b>
<b>Opponents</b>	<b>4.32</b>	<b>20-49</b>	<b>69</b>	<b>69</b>	<b>4</b>	<b>10</b>	<b>604.0</b>	<b>605</b>	<b>351</b>	<b>290</b>	<b>280</b>	<b>469</b>	<b>50</b>

2011 Statistics

Player	AVG	G	AB	R	H	2B	3B	HR	RBI	SLG	BB	SO	SB
Walker, C.	.358	69	271	64	97	21	1	10	62	.554	36	30	4
Wingo, S.	.338	69	240	47	81	8	1	4	31	.429	44	36	7
Thomas, B.	.316	63	231	32	73	10	3	4	43	.437	23	46	1
Marzilli, E.	.291	65	220	39	64	14	2	3	31	.414	25	63	6
Beary, R.	.289	65	211	31	61	14	1	3	35	.408	12	26	4
Morales, A.	.281	68	249	44	70	16	0	3	40	.382	30	35	7
Mooney, P.	.280	69	254	45	71	15	1	4	37	.394	44	31	3
Williams, J.	.268	62	209	29	56	10	6	2	38	.402	21	29	1
Matthews, A.	.264	34	110	26	29	4	2	2	14	.391	16	22	4
Bradley, J.	.247	42	162	32	40	10	1	6	27	.432	22	38	2
<b>(less than 100 at-bats)</b>													
Watson, J.	.500	10	4	1	2	1	0	0	3	.750	1	1	1
Rosenberg, D.	.500	2	0	1	0	0	0	0	1	.500	0	0	0
Brodzinski, G.	.333	10	12	3	4	0	0	0	2	.333	0	1	0
Neff, S.	.254	23	71	11	18	7	0	5	7	.563	2	20	0
Payne, E.	.250	9	8	2	2	1	0	0	0	.375	0	2	0
Roth, M.	.200	11	15	3	3	1	0	0	4	.267	4	5	0
Anderson, D.	.191	21	47	10	9	4	0	0	5	.277	6	14	1
Harrington, P.	.000	3	3	0	0	0	0	0	0	.000	2	2	0
Price, M.	.000	1	0	0	0	0	0	0	0	.000	0	0	0
<b>Totals</b>	<b>.294</b>	<b>69</b>	<b>2320</b>	<b>419</b>	<b>681</b>	<b>136</b>	<b>18</b>	<b>46</b>	<b>380</b>	<b>.427</b>	<b>288</b>	<b>402</b>	<b>41</b>
<b>Opponents</b>	<b>.227</b>	<b>69</b>	<b>2250</b>	<b>212</b>	<b>511</b>	<b>70</b>	<b>4</b>	<b>28</b>	<b>192</b>	<b>.299</b>	<b>228</b>	<b>536</b>	<b>38</b>

Player	ERA	W-L	APP	GS	CG	SV	IP	H	R	ER	BB	SO	WP
Roth, M.	1.06	14-3	21	20	1	0	145.0	108	36	17	41	112	9
Taylor, J.	1.14	8-1	50	0	0	0	71.1	45	12	9	28	63	2
Mata, J.	1.76	3-0	23										



2009 Statistics

Player	AVG	G	AB	R	H	2B	3B	HR	RBI	SLG	BB	SO	SB
Mack, D.	.361	63	255	57	92	14	3	14	60	.604	38	56	7
Bradley, J.	.349	63	255	69	89	11	2	11	46	.537	34	31	8
Merrifield, W.	.340	63	268	67	91	16	3	11	49	.545	23	36	15
Bangs, P.	.328	40	119	19	39	12	0	5	36	.555	11	33	0
Dalles, J.	.324	55	185	39	60	7	0	15	47	.605	26	44	0
Ebert, N.	.321	63	209	60	67	13	0	23	72	.713	53	52	3
Crisp, A.	.313	63	262	39	82	23	0	10	53	.515	8	35	4
Haney, B.	.291	63	227	45	66	14	1	4	30	.291	19	47	1
Wingo, S.	.196	61	153	27	30	5	1	5	17	.340	17	40	3
<b>(less than 100 at-bats)</b>													
Rihn, C.	.321	28	28	10	9	1	0	1	5	.464	3	8	0
Matthews, A.	.290	36	69	19	20	3	1	5	11	.580	9	17	4
Enders, K.	.261	37	69	12	18	5	0	3	9	.464	9	14	0
Jones, J.	.228	40	79	9	18	7	0	1	12	.354	10	10	0
Thomas, B.	.174	21	23	4	4	1	0	1	3	.348	5	8	0
Roth, M.	.154	13	13	1	2	1	0	0	2	.231	0	8	0
Barbaro, J.	.000	5	2	2	0	0	0	0	0	.000	2	1	0
<b>Totals</b>	<b>.310</b>	<b>63</b>	<b>2216</b>	<b>479</b>	<b>687</b>	<b>133</b>	<b>11</b>	<b>109</b>	<b>452</b>	<b>.528</b>	<b>267</b>	<b>440</b>	<b>45</b>
<b>Opponents</b>	<b>.260</b>	<b>63</b>	<b>2126</b>	<b>349</b>	<b>553</b>	<b>72</b>	<b>6</b>	<b>69</b>	<b>325</b>	<b>.397</b>	<b>268</b>	<b>500</b>	<b>53</b>

Player	ERA	W-L	APP	GS	CG	SV	IP	H	R	ER	BB	SO	WP
Brown, J.	3.35	3-0	12	8	0	0	48.1	48	23	18	23	35	2
Roth, M.	4.22	1-1	16	2	0	0	32.0	31	18	15	13	28	1
Westmoreland	4.24	4-2	13	6	0	0	46.2	40	29	22	32	46	5
Cooper, B.	4.50	9-4	17	16	3	0	86.0	100	45	43	29	65	2
Farotto, A.	4.96	4-2	20	0	0	7	32.2	25	18	18	25	37	1
Dyson, S.	5.21	9-4	16	15	2	0	102.0	92	64	59	37	94	3
Belcher, N.	5.33	4-5	16	13	1	0	82.2	81	52	49	41	76	4
Johnson, C.	5.68	2-1	20	0	0	0	31.2	28	20	20	12	29	4
Bangs, P.	5.88	3-2	15	1	0	0	33.2	37	27	22	20	39	0
<b>(less than 25.0 IP)</b>													
Neff, S.	0.00	0-0	4	0	0	0	5.0	3	0	0	3	4	0
Price, M.	4.05	1-0	7	1	0	0	20.0	16	9	9	10	15	2
Miller, B.	4.91	0-0	6	0	0	0	7.1	9	6	4	6	7	1
Costner, J.	5.40	0-0	2	0	0	0	1.2	2	1	1	1	0	0
Casey, W.	6.75	0-1	6	1	0	0	9.1	8	9	7	5	4	2
Propst, J.	10.12	0-0	5	0	0	0	5.1	7	7	6	6	8	2
Medlin, G.	12.15	0-0	10	0	0	1	6.2	13	9	9	4	6	2
Hopper, J.	13.50	0-0	6	0	0	0	5.1	10	8	8	1	7	0
Rawls, J.	54.00	0-0	1	0	0	0	0.2	3	4	4	0	0	0
<b>Totals</b>	<b>5.07</b>	<b>40-23</b>	<b>63</b>	<b>63</b>	<b>6</b>	<b>8</b>	<b>557.0</b>	<b>553</b>	<b>349</b>	<b>314</b>	<b>268</b>	<b>500</b>	<b>29</b>
<b>Opponents</b>	<b>7.02</b>	<b>23-40</b>	<b>63</b>	<b>63</b>	<b>0</b>	<b>13</b>	<b>541.0</b>	<b>687</b>	<b>479</b>	<b>422</b>	<b>267</b>	<b>440</b>	<b>50</b>

2008 Statistics

Player	AVG	G	AB	R	H	2B	3B	HR	RBI	SLG	BB	SO	SB
Snoak, J.	.383	63	235	63	90	19	0	23	72	.757	57	28	1
Havens, R.	.359	63	248	76	89	13	2	18	57	.645	58	44	1
Merrifield, W.	.326	62	236	58	77	9	1	3	26	.411	24	27	11
Darnell, J.	.306	63	255	52	78	13	0	19	81	.580	39	46	3
Disher, P.	.297	63	236	34	70	10	0	19	57	.581	29	72	0
Crisp, A.	.296	51	186	22	55	5	0	2	23	.355	12	31	5
Enders, K.	.260	52	196	26	51	9	0	5	25	.383	6	26	0
Lail, H.	.232	62	228	29	53	11	1	5	30	.355	21	33	7
Mack, D.	.283	38	106	25	30	5	1	7	21	.547	12	27	2
Wingo, S.	.230	54	126	33	29	3	1	6	17	.413	21	33	7
<b>(less than 100 at-bats)</b>													
Bangs, P.	.277	13	47	6	13	3	1	2	6	.511	2	15	0
Hopper, J.	.245	29	53	10	13	2	0	1	4	.340	3	19	0
Crisp, Adam	.222	24	27	8	6	1	0	0	0	.259	2	9	0
Royal, R.	.167	7	6	1	1	0	0	0	0	.167	0	4	0
Rodriguez, J.	.000	4	4	0	0	0	0	0	0	.000	0	2	0
Mahoney, S.	.000	2	1	0	0	0	0	0	0	.000	0	0	0
<b>Totals</b>	<b>.299</b>	<b>63</b>	<b>2190</b>	<b>443</b>	<b>655</b>	<b>103</b>	<b>7</b>	<b>110</b>	<b>419</b>	<b>.503</b>	<b>297</b>	<b>420</b>	<b>33</b>
<b>Opponents</b>	<b>.261</b>	<b>63</b>	<b>2156</b>	<b>309</b>	<b>562</b>	<b>72</b>	<b>8</b>	<b>62</b>	<b>284</b>	<b>.388</b>	<b>212</b>	<b>499</b>	<b>59</b>

Player	ERA	W-L	APP	GS	CG	SV	IP	H	R	ER	BB	SO	WP
Godwin, N.	3.14	7-3	15	13	0	0	91.2	73	36	32	23	82	5
Cooper, B.	3.94	5-6	15	15	1	0	93.2	101	51	41	23	59	3
Dyson, S.	4.09	8-0	12	9	0	0	50.2	43	24	23	28	44	4
Bangs, P.	4.61	3-3	18	0	0	2	27.1	23	17	14	15	34	3
Cisco, M.	4.82	6-3	16	11	0	2	71.0	93	42	38	14	40	1
Atwood, W.	5.25	5-4	16	12	1	0	82.1	82	52	48	34	67	4
Wildeberg, S.	5.76	2-0	11	1	0	0	25.0	19	19	16	15	33	2
Todd, B.	5.76	3-2	19	0	0	5	25.0	30	18	16	16	37	3
<b>(less than 25.0 IP)</b>													
Mitchell, C.	0.00	0-0	1	0	0	0	0.1	0	0	0	0	0	0
Hembree, H.	0.00	0-0	1	0	0	0	0.1	0	0	0	2	1	0
Johnson, C.	1.83	1-0	5	0	0	1	19.2	12	4	4	6	17	0
Farotto, A.	2.66	0-1	17	0	0	1	20.1	17	6	6	10	29	3
Linza, K.	3.18	0-0	3	0	0	0	5.2	7	4	2	4	3	0
Costner, J.	4.91	0-0	5	0	0	0	3.2	5	2	2	1	5	0
Hopper, J.	5.06	0-0	4	0	0	0	5.1	9	3	3	2	5	1
Burrell	5.68	0-0	4	0	0	0	6.1	7	5	4	4	3	1
Thomas, C.	6.00	0-1	21	2	0	1	27.0	27	18	18	12	27	2
Casey, W.	7.04	0-0	9	0	0	0	7.2	13	6	6	1	10	1
Musselwhite	7.71	0-0	3	0	0	0	2.1	1	2	2	2	3	2
<b>Totals</b>	<b>4.36</b>	<b>40-23</b>	<b>63</b>	<b>63</b>	<b>2</b>	<b>12</b>	<b>565.1</b>	<b>562</b>	<b>309</b>	<b>274</b>	<b>212</b>	<b>499</b>	<b>35</b>
<b>Opponents</b>	<b>6.36</b>	<b>23-40</b>	<b>63</b>	<b>63</b>	<b>1</b>	<b>9</b>	<b>548.0</b>	<b>655</b>	<b>443</b>	<b>387</b>	<b>297</b>	<b>420</b>	<b>53</b>

2007 Statistics

Player	AVG	G	AB	R	H	2B	3B	HR	RBI	SLG	BB	SO	SB
Darnell, J.	.331	64	239	61	79	7	2	19	63	.615	51	35	4
Disher, P.	.328	64	235	40	77	16	1	15	63	.596	31	70	0
Jones, T.	.318	66	261	68	83	14	2	18	68	.594	28	46	13
Kline, T.	.317	63	227	48	72	19	1	6	42	.489	37	36	4
Snoak, J.	.315	66	260	64	82	16	0	22	72	.631	54	40	0
Lail, H.	.291	50	172	46	50	9	2	4	25	.436	24	30	10
Crisp, A.	.283	64	226	44	64	3	0	8	28	.403	12	40	3
Havens, R.	.274	65	234	38	64	12	0	5	43	.389	21	42	3
Hurst, C.	.265	50	117	33	31	6	0	1	14	.342	17	31	9
<b>(less than 100 at-bats)</b>													
Crisp, Adam	.500	12	8	3	4	0	0	1	2	.875	0	2	0
Enders, K.	.417	22	12	3	5	1	0	0	3	.500	2	1	0
Chisenhall, L.	.313	19	80	16	25	5	2	1	13	.463	6	6	0
Martin, D.	.279	27	43	8	12	3	0	3	9	.558	7	15	0
Reinhold, S.	.275	57	80	22	22	6	0	1	9	.388	7	15	5
Grinestaff, R.	.259	38	54	8	14	4	0	3	15	.500	11	15	0
Mack, D.	.250	7	4	1	1	0	0	0	1	.250	0	0	0
Willard, J.	.213	42	94	17	20	5	1	6	17	.479	3	29	0
<b>Totals</b>	<b>.301</b>	<b>66</b>	<b>2346</b>	<b>520</b>	<b>705</b>	<b>126</b>	<b>11</b>	<b>113</b>	<b>487</b>	<b>.508</b>	<b>311</b>	<b>453</b>	<b>51</b>
<b>Opponents</b>	<b>.246</b>	<b>66</b>	<b>2248</b>	<b>304</b>	<b>553</b>	<b>87</b>	<b>9</b>	<b>38</b>	<b>278</b>	<b>.343</b>	<b>250</b>	<b>606</b>	<b>46</b>

Player	ERA	W-L	APP	GS	CG	SV	IP	H	R	ER	BB	SO	WP
Jeffords, J.	3.12	6-1	24	0	0	6	49.0	31	19	17	21	60	1
Johnson, C.	3.38	1-3	31	0	0	3	42.2	31	21	16	17	54	0
Honeycutt, H.	3.47	8-5	17	16	0	1	96.0	81	44	37	45	105	5
Hempy, A.	3.58	7-3	13	13	0	0	65.1	56	31	26	32	64	5
Cisco, M.	3.84	6-2	16	14	0	0	86.2	88	44	37	18	74	7
Farotto, A.	4.06	1-0	18	0	0	0	31.						

CAROLINA GAMECOCKS

2005 Statistics

Player	AVG	G	AB	R	H	2B	3B	HR	RBI	SLG	BB	SO	SB
Pearce, S.	.358	58	229	50	82	16	0	21	63	.703	23	23	2
Campbell, M.	.315	64	251	56	79	16	5	8	42	.514	20	34	8
Willard, J.	.315	55	178	23	56	11	2	6	30	.500	16	44	0
Gregg, D.	.301	62	193	38	58	9	2	1	19	.383	9	43	13
Tolleson, S.	.296	64	243	53	72	14	2	6	46	.444	36	41	20
Brown, C.	.274	59	197	33	54	9	1	4	34	.391	25	27	4
Giesler, N.	.254	45	138	21	35	5	1	6	24	.435	6	23	2
King, T.	.248	51	109	16	27	8	0	2	13	.376	5	13	0
Winn, B.	.225	52	187	28	42	11	0	12	37	.476	17	78	1
<b>(less than 100 at-bats)</b>													
Crisp, A.	.500	6	8	4	4	2	0	0	4	.750	0	0	0
Stanley, M.	.311	31	61	17	19	5	0	0	7	.393	11	11	1
Friddle, J.	.257	40	74	21	19	3	0	0	8	.297	11	16	6
Mahoney, R.	.228	47	92	10	21	6	0	2	14	.359	14	29	0
Paxton, I.	.200	47	95	15	19	5	0	2	11	.316	0	14	0
Disher, P.	.182	28	44	3	8	2	0	2	11	.364	3	14	0
Vanderhook, S.	.181	30	72	8	13	2	0	1	13	.250	7	13	0
Reinhold, S.	.067	33	15	7	1	1	0	0	0	.133	2	5	1
Warner, C.	.000	5	1	0	0	0	0	0	0	.000	0	1	0
<b>Totals</b>	<b>.278</b>	<b>64</b>	<b>2191</b>	<b>404</b>	<b>609</b>	<b>125</b>	<b>13</b>	<b>73</b>	<b>376</b>	<b>.447</b>	<b>204</b>	<b>429</b>	<b>58</b>
<b>Opponents</b>	<b>.255</b>	<b>64</b>	<b>2131</b>	<b>274</b>	<b>543</b>	<b>88</b>	<b>9</b>	<b>47</b>	<b>247</b>	<b>.371</b>	<b>189</b>	<b>491</b>	<b>51</b>

Player	ERA	W-L	APP	GS	CG	SV	IP	H	R	ER	BB	SO	WP
Hempy, A.	2.63	2-1	11	6	0	0	27.1	19	9	8	22	18	2
Marsh, B.	2.87	4-3	28	0	0	11	31.1	30	16	10	10	32	1
Rawl, A.	3.20	9-6	18	1	0	1	115.1	121	53	42	23	94	6
McCamie, Z.	3.50	9-4	18	17	1	0	115.2	103	49	45	37	108	6
Cruse, A.	3.54	3-1	14	1	0	1	28.0	29	16	11	7	21	1
Jeffords, J.	3.58	1-0	17	1	0	0	27.2	21	14	11	13	26	4
Fletcher, J.	4.14	5-5	18	7	0	2	63.0	63	30	29	21	49	5
Pelzer, W.	4.34	1-2	18	4	0	0	29.0	26	15	14	13	26	2
Lambert, A.	4.94	4-0	15	2	0	0	31.0	29	17	17	10	26	2
Lalor, C.	5.33	1-0	14	2	0	1	27.0	33	17	16	5	27	2
<b>(less than 25.0 IP)</b>													
McDonald, J.	0.00	0-0	5	0	0	0	5.0	3	0	0	2	3	2
Thomas, C.	0.00	0-0	4	0	0	0	2.1	1	0	0	2	2	0
Honeycutt, H.	2.45	0-0	4	0	0	0	7.1	6	2	2	7	7	0
Gregory, J.	3.68	0-0	8	0	0	0	7.1	8	4	3	2	9	2
Beverly, F.	4.50	1-0	16	2	0	0	24.0	24	13	12	7	25	2
White, B.	5.40	0-0	7	0	0	0	3.1	0	2	2	3	5	0
Donald, C.	7.23	1-1	9	4	0	0	18.2	24	16	15	5	12	5
McCarty, T.	9.00	0-0	2	0	0	0	1.0	3	1	1	0	1	0
<b>Totals</b>	<b>3.78</b>	<b>41-23</b>	<b>64</b>	<b>64</b>	<b>2</b>	<b>15</b>	<b>564.1</b>	<b>543</b>	<b>274</b>	<b>237</b>	<b>189</b>	<b>491</b>	<b>42</b>
<b>Opponents</b>	<b>5.54</b>	<b>23-41</b>	<b>64</b>	<b>64</b>	<b>6</b>	<b>11</b>	<b>549.0</b>	<b>609</b>	<b>404</b>	<b>338</b>	<b>205</b>	<b>429</b>	<b>39</b>

2004 Statistics

Player	AVG	G	AB	R	H	2B	3B	HR	RBI	SLG	BB	SO	SB
Pearce, S.	.346	70	266	60	92	18	0	21	70	.650	30	41	4
Powell, L.	.330	70	270	66	89	17	1	19	66	.611	47	42	2
Gregg, D.	.325	69	228	33	74	11	1	0	26	.382	14	36	14
Tolleson, S.	.316	52	196	40	62	14	1	4	25	.459	19	38	7
Campbell, M.	.312	70	269	45	84	14	2	14	52	.535	17	54	7
Winn, B.	.305	70	259	60	79	18	3	19	69	.618	33	85	5
Melillo, K.	.300	55	180	45	54	7	1	9	36	.500	13	40	4
Triplet, B.	.279	70	283	59	79	22	0	8	39	.442	30	37	7
Mahoney, R.	.257	46	105	16	27	7	0	2	14	.381	24	18	0
Parks, H.	.225	46	111	13	25	2	0	6	22	.405	6	20	1
<b>(less than 100 at-bats)</b>													
Gardiner, N.	.244	22	45	6	11	2	0	0	9	.289	3	8	0
King, T.	.235	35	98	13	23	5	0	2	8	.347	5	15	1
Cash, D.	.217	19	46	7	10	1	0	0	5	.239	4	10	1
Stanley, M.	.217	31	23	11	5	1	0	0	5	.391	5	6	0
McDaniel, T.	.200	10	20	4	4	3	1	0	3	.450	3	5	0
Adams, J.	.200	7	5	3	1	0	0	0	0	.200	0	0	0
Reinhold, S.	.190	29	21	10	4	1	0	1	3	.190	6	6	5
Rollins, H.	.000	3	1	1	0	0	0	0	1	.000	0	0	0
Smith, D.J.	.000	1	0	0	0	0	0	0	0	.000	0	0	0
<b>Totals</b>	<b>.298</b>	<b>70</b>	<b>2426</b>	<b>492</b>	<b>723</b>	<b>143</b>	<b>10</b>	<b>106</b>	<b>454</b>	<b>.496</b>	<b>259</b>	<b>463</b>	<b>58</b>
<b>Opponents</b>	<b>.241</b>	<b>70</b>	<b>2369</b>	<b>270</b>	<b>571</b>	<b>95</b>	<b>8</b>	<b>48</b>	<b>251</b>	<b>.349</b>	<b>150</b>	<b>660</b>	<b>29</b>

Player	ERA	W-L	APP	GS	CG	SV	IP	H	R	ER	BB	SO	WP
Blackwell, C.	2.57	4-3	37	0	0	20	63.0	52	20	18	14	80	4
Campbell, M.	3.05	10-6	22	19	3	0	124.0	99	52	42	38	145	8
McCamie, Z.	3.10	7-0	21	5	0	0	58.0	48	21	20	10	49	2
Hempy, A.	3.27	3-1	25	4	1	1	52.1	38	23	19	14	49	2
Donald, C.	3.32	2-0	22	2	0	1	40.2	48	17	15	8	37	4
Buckner, B.	3.32	7-2	15	14	0	0	84.0	77	38	31	23	105	12
Fletcher, J.	3.40	6-1	18	6	0	1	55.2	50	22	21	13	59	4
Rawl, A.	4.28	13-4	20	19	1	0	122.0	135	64	58	17	98	3
<b>(less than 25.0 IP)</b>													
Rollins, H.	0.00	0-0	5	0	0	0	3.2	4	0	0	1	2	1
Luczak, D.	0.00	0-0	1	0	0	0	1.0	0	0	0	1	2	0
Honeycutt, H.	4.15	1-0	10	1	0	1	17.1	13	8	8	9	24	1
Reeves, Z.	6.75	0-0	3	0	0	0	1.1	2	1	1	0	3	0
Gregory, J.	6.75	0-0	2	0	0	0	1.1	1	1	1	0	4	1
Cruse, A.	10.12	0-0	3	0	0	0	2.2	4	3	3	2	3	0
<b>Totals</b>	<b>3.40</b>	<b>53-17</b>	<b>70</b>	<b>70</b>	<b>9</b>	<b>5</b>	<b>627.0</b>	<b>571</b>	<b>270</b>	<b>237</b>	<b>150</b>	<b>660</b>	<b>42</b>
<b>Opponents</b>	<b>6.06</b>	<b>17-53</b>	<b>70</b>	<b>70</b>	<b>9</b>	<b>5</b>	<b>601.2</b>	<b>723</b>	<b>492</b>	<b>405</b>	<b>259</b>	<b>463</b>	<b>58</b>

2003 Statistics

Player	AVG	G	AB	R	H	2B	3B	HR	RBI	SLG	BB	SO	SB
Buscher, B.	.393	67	270	55	106	19	2	15	66	.644	24	32	5
Harris, J.	.355	66	276	57	98	14	1	4	33	.457	5	15	6
Powell, L.	.339	67	245	46	83	23	0	10	61	.555	46	48	3
Melillo, K.	.317	65	227	59	72	16	0	12	43	.546	41	54	6
Coutlangus, J.	.317	67	224	47	71	10	2	3	24	.420	28	48	14
Triplet, B.	.311	65	235	39	73	14	1	7	47	.468	23	29	7
Tolleson, S.	.302	55	139	23	42	9	1	3	19	.446	13	30	3
Campbell, M.	.271	66	221	38	60	11	3	5	32	.416	19	39	6
<b>(less than 100 at-bats)</b>													
Riddle, M.	.262	32	65	10	17	5	1	0	12	.369	3	17	1
Gardiner, N.	.253	38	79	12	20	2	2	0	11	.329	4	12	1
Parks, H.	.226	37	84	12	19	6	0	3	15	.405	10	18	0
McDaniel, T.	.218	36	78	15	17	2	0	3	12	.359	19	28	1
Smith, D.	.192	32	52	1	10	1	0	1	5	.269	4	17	0
Greenwood, J.	.190	18	21	3	4	1	0	2	6	.524	2	13	0
Cafe, S.	.176	10	17	4	3	0	0	0	3	.176	4	5	0
Stanley, M.	.167	16	6	2	1	0	0	0	1	.167	0	2	3
Seaton, T.	.161	60	56	11	9	2	0	0	7	.196	7	13	4
Mahoney, R.	.000	5	5	0	0	0	0	0	1	.000	1	0	0
Gregg, D.	.000	15	1	3	0	0	0	0	0	.000	0	1	3
Gregory, J.	.000	1	1	0	0	0	0	0	0	.000	0	1	0
<b>Totals</b>	<b>.306</b>	<b>67</b>	<b>2302</b>	<b>437</b>	<b>705</b>	<b>135</b>	<b>13</b>	<b>68</b>	<b>398</b>	<b>.465</b>	<b>253</b>	<b>423</b>	<b>63</b>
<b>Opponents</b>	<b>.258</b>	<b>67</b>	<b>2228</b>	<b>268</b>	<b>575</b>	<b>86</b>	<b>7</b>	<b>43</b>	<b>240</b>	<b>.361</b>	<b>194</b>	<b>478</b>	<b>35</b>

Player	ERA	W-L	APP	GS	CG	SV	IP	H	R	ER	BB	SO	WP
Marchbanks	2.73	15-3	21	19	3	0	135.1	148	49	41	25	97	4
Lalor, C.	2.90	5-0	12	8	0	0	40.1	40	15	13	8	31	2
Hernandez, C.	3.32	5-5</											

2001 Statistics

Player	AVG	G	AB	R	H	2B	3B	HR	RBI	SLG	BB	SO	SB
Floyd, M.	.350	61	200	33	70	11	1	3	28	.460	18	30	10
Gonce, G.	.358	61	204	51	69	18	2	9	35	.578	24	46	6
Jeffcoat, B.	.329	68	243	50	80	16	1	16	54	.601	23	40	8
Meyer, D.	.303	69	274	54	83	12	2	7	37	.438	35	45	20
Whittaker, T.	.294	68	238	54	70	14	0	21	74	.618	24	37	1
Dees, B.	.286	55	203	45	58	6	0	13	40	.507	21	55	7
McBeth, M.	.280	69	279	58	78	21	1	17	58	.545	29	61	12
Kelly, T.	.259	58	166	40	43	9	1	9	30	.488	32	41	4
Plummer, C.	.259	63	170	27	44	6	0	6	31	.400	15	48	6

(less than 100 at-bats)

Melillo, K.	.333	9	6	3	2	1	0	0	0	.500	2	1	1
Riddle, M.	.292	23	24	4	7	0	0	0	2	.292	0	3	0
Brown, S.	.288	25	52	16	15	4	0	1	7	.423	16	13	6
Adler, T.	.243	13	37	6	9	0	0	1	7	.324	2	8	0
Thomas, S.	.217	33	23	10	5	1	0	1	3	.261	2	5	0
Bono, C.	.200	17	25	3	5	2	0	1	4	.200	2	9	0
Dyson, T.	.186	49	97	10	18	5	0	1	15	.268	11	14	1
Powell, L.	.169	39	77	15	13	4	0	3	13	.338	19	22	0
Peters, Y.	.148	21	27	4	4	1	0	2	6	.407	7	7	0
Stamper, J.	.000	6	4	1	0	0	0	0	0	.000	0	3	0
Nix, S.	.000	4	2	0	0	0	0	0	0	.000	0	0	0
Bell, G.	.000	3	1	0	0	0	0	0	0	.000	0	0	0
<b>Totals</b>	<b>.286</b>	<b>69</b>	<b>2352</b>	<b>484</b>	<b>673</b>	<b>131</b>	<b>8</b>	<b>110</b>	<b>445</b>	<b>.489</b>	<b>282</b>	<b>488</b>	<b>82</b>
<b>Opponents</b>	<b>.241</b>	<b>69</b>	<b>2299</b>	<b>273</b>	<b>555</b>	<b>97</b>	<b>5</b>	<b>42</b>	<b>252</b>	<b>.343</b>	<b>285</b>	<b>545</b>	<b>36</b>

Player	ERA	W-L	APP	GS	CG	SV	IP	H	R	ER	BB	SO	WP
Gronkiewicz, J.	1.31	2-1	36	0	0	19	61.2	31	13	9	23	77	1
Price, B.	2.95	6-1	26	0	0	0	36.2	31	16	12	30	44	2
Adler, T.	3.24	1-0	19	0	0	0	25.0	23	9	9	13	30	3
Taylor, B.	3.30	5-4	27	3	0	1	62.2	59	26	23	19	56	2
Bell, G.	3.46	10-5	20	18	1	0	101.1	99	51	39	42	74	6
Marchbanks, S.	3.63	7-1	15	10	0	0	57.0	55	25	23	15	46	0
Bouknight, K.	3.99	10-4	23	18	3	2	124.0	127	56	55	53	104	10
Spigner, C.	4.08	7-4	17	16	1	0	90.1	77	50	41	57	70	8
<b>(less than 25.0 IP)</b>													
Wesley, J.	0.00	0-0	3	0	0	0	2.1	2	0	0	1	4	0
MacLane, T.	2.13	1-0	9	2	0	0	12.2	6	5	3	10	9	1
Carter, C.	2.84	0-0	7	0	0	0	6.1	5	2	2	3	6	1
Whetstone, S.	3.38	0-0	3	0	0	0	2.2	1	1	1	5	4	0
Bondurant, S.	4.76	0-0	9	0	0	0	11.1	11	6	6	7	8	1
Wilson, M.	5.30	0-0	11	2	0	0	18.2	28	13	11	7	13	2
<b>Totals</b>	<b>3.44</b>	<b>49-20</b>	<b>69</b>	<b>5</b>	<b>5</b>	<b>22</b>	<b>612.2</b>	<b>555</b>	<b>273</b>	<b>234</b>	<b>285</b>	<b>545</b>	<b>37</b>
<b>Opponents</b>	<b>6.41</b>	<b>20-49</b>	<b>69</b>	<b>3</b>	<b>3</b>	<b>10</b>	<b>590.0</b>	<b>673</b>	<b>484</b>	<b>420</b>	<b>282</b>	<b>488</b>	<b>67</b>

2000 Statistics

Player	AVG	G	AB	R	H	2B	3B	HR	RBI	SLG	BB	SO	SB
Janowicz, N.	.339	66	271	67	92	20	5	5	45	.506	36	38	23
Dees, B.	.328	65	268	62	88	20	5	10	54	.552	25	46	12
Meyer, D.	.320	65	256	71	82	8	2	11	49	.496	43	46	13
Dyson, T.	.314	49	156	29	49	10	2	11	51	.615	15	31	2
Pack, B.	.312	66	234	63	73	22	1	16	74	.620	46	63	2
Kelly, T.	.290	65	241	48	70	14	0	22	73	.622	32	67	2
McHenry, J.	.283	62	173	41	49	10	2	4	23	.434	27	52	7
McBeth, M.	.278	66	241	49	67	10	3	9	41	.456	22	50	3
Plummer, C.	.265	62	219	42	58	14	0	9	31	.452	25	36	7

(less than 100 at-bats)

Rios, M.	.372	32	43	10	16	6	0	2	15	.651	5	9	1
Thomas, S.	.286	19	7	11	2	1	0	0	1	.429	2	0	0
Riddle, M.	.286	7	7	4	2	0	0	1	4	.714	1	0	0
Mobley, B.	.258	31	7	8	0	0	0	2	7	.452	3	8	0
Whittaker, T.	.250	27	12	4	3	1	0	0	3	.333	2	3	0
Jeffcoat, B.	.243	51	74	16	18	2	1	1	7	.338	15	11	1
Nelson, S.	.208	26	72	10	15	2	0	2	8	.319	1	20	3
Collins, C.	.167	6	12	2	2	0	0	0	0	.167	1	2	0
Bravo, R.	.000	3	3	1	0	0	0	0	1	.000	0	2	0
<b>Totals</b>	<b>.299</b>	<b>66</b>	<b>2320</b>	<b>537</b>	<b>694</b>	<b>140</b>	<b>21</b>	<b>105</b>	<b>487</b>	<b>.513</b>	<b>301</b>	<b>484</b>	<b>76</b>
<b>Opponents</b>	<b>.241</b>	<b>66</b>	<b>2233</b>	<b>276</b>	<b>538</b>	<b>85</b>	<b>7</b>	<b>38</b>	<b>248</b>	<b>.336</b>	<b>220</b>	<b>530</b>	<b>56</b>

Player	ERA	W-L	APP	GS	CG	SV	IP	H	R	ER	BB	SO	WP
Bouknight, K.	2.81	17-1	19	19	4	0	144.0	121	51	45	34	143	10
Barber, S.	2.96	9-2	32	8	3	15	106.1	99	40	35	20	100	13
Bauer, P.	3.11	13-2	19	18	2	0	124.1	120	60	43	36	99	9
Price, B.	3.78	3-1	17	6	0	0	33.1	27	21	14	32	32	2
Spigner, C.	3.91	2-0	7	5	0	0	25.1	23	11	11	12	21	2
Wilson, M.	4.34	1-0	12	3	0	0	29.0	28	15	14	15	13	3
Poston, J.	4.60	3-0	25	0	0	0	31.1	39	18	16	5	24	2
<b>(less than 25.0 IP)</b>													
Collins, C.	4.29	3-1	11	0	0	0	21.0	12	10	10	18	23	3
Wesley, J.	4.43	2-1	16	0	0	3	20.1	18	11	10	12	23	3
Whetstone, S.	5.30	0-1	8	3	0	0	18.2	17	15	11	9	9	3
Bascuas, E.	5.48	2-1	14	3	0	2	23.0	21	15	14	22	26	3
Bondurant, S.	9.00	0-0	5	0	0	0	2.0	4	2	2	2	2	0
Plexico, J.	9.00	0-0	1	0	0	0	1.0	1	1	1	0	1	1
Bravo, R.	18.00	0-0	1	0	0	0	1.0	3	2	2	0	1	0
<b>Totals</b>	<b>3.51</b>	<b>56-10</b>	<b>66</b>	<b>66</b>	<b>9</b>	<b>21</b>	<b>592.2</b>	<b>538</b>	<b>276</b>	<b>231</b>	<b>220</b>	<b>530</b>	<b>56</b>
<b>Opponents</b>	<b>7.22</b>	<b>10-56</b>	<b>66</b>	<b>66</b>	<b>7</b>	<b>4</b>	<b>562.0</b>	<b>694</b>	<b>537</b>	<b>451</b>	<b>301</b>	<b>484</b>	<b>58</b>

1999 Statistics

Player	AVG	G	AB	R	H	2B	3B	HR	RBI	SLG	BB	SO	SB
Poe, A.	.383	57	206	45	79	18	3	4	46	.558	32	43	13
Roberts, B.	.353	58	221	79	78	21	0	12	36	.611	50	49	67
Dyson, T.	.329	48	146	24	48	11	0	3	25	.466	22	26	6
Janowicz, N.	.324	55	204	61	66	11	3	7	53	.510	39	39	26
Angolini, T.	.307	57	199	26	61	13	0	9	62	.508	20	44	0
Nelson, S.	.305	54	141	25	43	12	0	7	26	.539	24	34	10
Jeffcoat, B.	.278	54	169	26	47	7	0	5	22	.408	17	39	1
Rios, M.	.276	49	156	25	43	12	0	3	20	.410	17	30	4
Lambert, J.	.267	58	161	34	43	9	2	0	17	.348	19	41	5

(less than 100 at-bats)

Smith, D.	.273	21	11	2	3	0	0	0	1	.273	3	3	0
McBeth, M.	.267	52	90	19	24	3	1	1	12	.356	9	18	3
Walker, M.	.259	24	27	10	7	0	0	1	4	.370	2	7	4
Knox, Mic	.259	33	58	9	15	3	0	2	11	.414	6	14	2
Collins, C.	.215	32	65	5	14								

CAROLINA GAMECOCKS

1997 Statistics

Player	AVG	G	AB	R	H	2B	3B	HR	RBI	SLG	BB	SO	SB
Bordenick, R.	.419	56	229	81	96	18	2	13	87	.686	38	43	2
Urquhart, D.	.378	56	233	81	88	21	2	9	56	.601	49	26	5
Curry, M.	.362	53	221	77	80	14	5	8	51	.579	43	44	12
Everett, A.	.356	57	236	82	84	10	5	8	52	.542	36	40	16
Stanton, E.	.345	57	226	54	78	18	0	14	69	.611	20	63	3
Streicher, R.	.321	57	224	45	72	11	1	16	70	.594	25	42	3
Hightower, E.	.320	48	178	49	57	7	1	3	32	.421	28	20	20
Szwejbka, R.	.311	55	177	41	55	7	0	3	32	.401	28	32	6
Carlos, J.	.305	33	105	24	32	8	0	7	32	.581	10	42	0
<b>(less than 100 at-bats)</b>													
Danner, M.	.333	8	6	2	2	0	0	0	0	.333	0	3	0
Poe, A.	.298	36	94	22	28	3	1	1	15	.383	7	23	3
Baroody, M.	.298	38	47	8	14	0	1	1	8	.404	3	9	0
Dour, C.	.284	41	67	21	19	6	0	6	17	.642	12	26	2
Walters, B.	.254	30	59	15	15	2	0	4	10	.492	7	17	0
Weil, S.	.238	21	21	3	5	0	0	1	4	.381	5	9	0
Hoshour, C.	.000	1	1	0	0	0	0	0	0	.000	0	1	0
<b>Totals</b>	<b>.341</b>	<b>57</b>	<b>2124</b>	<b>605</b>	<b>725</b>	<b>125</b>	<b>18</b>	<b>94</b>	<b>535</b>	<b>.550</b>	<b>311</b>	<b>440</b>	<b>103</b>
<b>Opponents</b>	<b>.299</b>	<b>57</b>	<b>2043</b>	<b>425</b>	<b>610</b>	<b>91</b>	<b>14</b>	<b>62</b>	<b>388</b>	<b>.448</b>	<b>255</b>	<b>406</b>	<b>39</b>

Player	ERA	W-L	APP	GS	CG	SV	IP	H	R	ER	BB	SO	WP
Jodie, B.	4.44	8-4	15	15	2	0	107.1	125	76	53	32	84	9
Poston, J.	4.78	4-3	18	6	0	1	52.2	64	35	28	19	43	5
Pomar, J.	6.18	7-4	18	10	0	0	71.1	65	59	49	47	54	13
Whitfield, J.	6.44	5-4	17	12	3	0	72.2	80	53	52	43	66	10
Speer, T.	6.80	2-5	22	2	0	2	45.0	52	44	34	30	38	5
Kirby, B.	7.43	0-1	10	3	0	0	26.2	39	32	22	11	15	6
Moore, B.	7.62	1-1	17	3	0	0	26.0	33	24	22	28	28	6
Hoff, E.	8.12	2-0	14	5	0	0	37.2	67	40	34	9	32	4
<b>(less than 25.0 IP)</b>													
McCance, P.	0.00	0-0	1	0	0	0	1.0	0	0	0	1	0	0
Carlos, J.	0.00	0-0	1	0	0	0	1.0	2	1	0	0	1	1
Bray, S.	6.11	0-0	20	0	0	0	17.2	22	18	12	11	17	2
Hoshour, C.	7.61	4-2	15	1	0	0	23.2	32	22	20	13	17	4
Baroody, M.	7.71	0-0	3	0	0	0	2.1	4	2	2	0	2	0
Watson, R.	9.60	0-0	13	0	0	1	15.0	23	17	16	11	9	2
Thompson, M.	18.00	0-0	1	0	0	0	1.0	2	2	2	0	0	0
<b>Totals</b>	<b>6.20</b>	<b>33-24</b>	<b>57</b>	<b>57</b>	<b>5</b>	<b>4</b>	<b>501.0</b>	<b>610</b>	<b>425</b>	<b>345</b>	<b>255</b>	<b>406</b>	<b>67</b>
<b>Opponents</b>	<b>9.33</b>	<b>24-33</b>	<b>57</b>	<b>57</b>	<b>8</b>	<b>10</b>	<b>488.1</b>	<b>725</b>	<b>605</b>	<b>506</b>	<b>311</b>	<b>440</b>	<b>83</b>

1996 Statistics

Player	AVG	G	AB	R	H	2B	3B	HR	RBI	SLG	BB	SO	SB
Curry, M.	.346	52	191	36	66	22	1	2	29	.503	32	44	20
Urquhart, D.	.331	47	130	28	43	6	1	5	24	.508	20	26	3
Hightower, E.	.321	51	224	48	72	17	1	1	36	.420	18	27	34
Mapes, M.	.313	46	176	31	55	8	0	9	53	.511	20	32	2
Hucks, B.	.309	46	149	30	46	6	0	12	37	.591	18	34	0
Szwejbka, R.	.279	36	111	29	31	3	0	1	17	.333	26	24	9
Stanton, E.	.274	51	190	33	52	14	0	8	36	.474	14	60	3
Dour, C.	.243	48	144	30	35	7	0	4	23	.375	13	56	7
Walters, B.	.182	52	165	32	30	6	1	3	25	.285	11	41	7
<b>(less than 100 at-bats)</b>													
Thompson, M.	.333	17	21	3	7	1	0	1	2	.524	3	5	0
Bordenick, R.	.316	41	98	20	31	5	0	2	13	.429	18	25	0
Streicher, R.	.274	37	95	16	26	6	0	4	13	.463	7	27	0
Watkins, B.	.250	4	4	0	1	0	0	0	1	.250	1	0	0
Arbinger, J.	.237	33	59	13	14	4	0	2	9	.407	12	18	0
Pomar, J.	.226	18	31	7	7	1	0	0	3	.258	2	11	3
Williams, D.	.213	30	61	9	13	6	0	0	6	.311	5	15	0
Stegall, R.	.167	2	6	1	1	0	0	0	0	.167	3	3	1
Weil, S.	.158	18	19	3	3	1	0	0	2	.211	4	8	0
Baksh, R.	.000	2	2	0	0	0	0	0	0	.000	0	1	0
Saccone, M.	.000	11	2	3	0	0	0	0	0	.000	0	2	0
Hoshour, C.	.000	1	1	0	0	0	0	0	0	.000	0	0	0
<b>Totals</b>	<b>.284</b>	<b>53</b>	<b>1879</b>	<b>372</b>	<b>533</b>	<b>113</b>	<b>4</b>	<b>54</b>	<b>329</b>	<b>.434</b>	<b>227</b>	<b>459</b>	<b>89</b>
<b>Opponents</b>	<b>.299</b>	<b>53</b>	<b>1935</b>	<b>402</b>	<b>579</b>	<b>119</b>	<b>11</b>	<b>51</b>	<b>347</b>	<b>.451</b>	<b>249</b>	<b>335</b>	<b>65</b>

Player	ERA	W-L	APP	GS	CG	SV	IP	H	R	ER	BB	SO	WP
Haynie, J.	3.43	7-6	17	16	2	0	107.2	108	60	41	39	86	7
Sexton, P.	3.60	2-0	24	0	0	0	50.0	60	30	20	12	27	2
Hoshour, C.	4.70	3-4	21	5	0	2	61.1	71	47	32	34	49	6
Harwas, O.	5.13	6-1	20	3	0	1	54.1	71	44	31	21	24	5
Jodie, B.	6.11	1-3	10	9	1	0	45.2	59	39	31	17	37	4
Moore, B.	6.54	2-5	17	13	1	0	64.2	78	59	47	50	46	16
Pomar, J.	9.09	3-5	15	5	0	2	33.2	48	36	34	31	36	5
Watson, R.	10.38	0-1	17	0	0	1	26.0	39	33	30	15	14	5
<b>(less than 25.0 IP)</b>													
Adams, B.	0.00	0-0	1	0	0	0	1.0	1	0	0	0	0	0
Cunningham, I.	12.00	0-2	2	1	0	0	3.0	3	9	4	8	2	0
Brooks, D.	14.46	1-1	12	1	0	0	18.2	28	33	30	20	12	2
Thompson, M.	27.00	0-0	2	0	0	0	1.1	6	5	4	1	2	1
Saccone	54.00	0-0	1	0	0	0	0.2	4	4	4	1	0	0
Fisher, B.	-----	0-0	1	0	0	0	0.0	3	3	3	0	0	0
<b>Totals</b>	<b>5.92</b>	<b>25-28</b>	<b>53</b>	<b>53</b>	<b>4</b>	<b>6</b>	<b>468.0</b>	<b>579</b>	<b>402</b>	<b>308</b>	<b>249</b>	<b>335</b>	<b>53</b>
<b>Opponents</b>	<b>5.97</b>	<b>28-25</b>	<b>53</b>	<b>53</b>	<b>8</b>	<b>7</b>	<b>467.1</b>	<b>533</b>	<b>372</b>	<b>310</b>	<b>227</b>	<b>459</b>	<b>68</b>

1995 Statistics

Player	AVG	G	AB	R	H	2B	3B	HR	RBI	SLG	BB	SO	SB
Mapes, M.	.343	53	204	35	70	13	1	9	49	.549	16	24	2
Stegall, R.	.326	55	218	40	71	19	1	2	32	.450	32	40	5
Hucks, B.	.306	48	157	29	48	15	0	3	33	.459	19	32	0
Dezenzo, M.	.293	55	222	43	65	18	1	3	26	.423	25	36	15
Dour, C.	.288	56	177	38	51	8	1	9	33	.497	34	76	8
Pacitti, G.	.246	41	122	17	30	9	0	1	15	.344	12	31	1
Urquhart, D.	.242	52	186	35	45	11	1	2	23	.344	22	43	7
Baksh, R.	.207	46	140	17	29	6	0	5	20	.207	10	44	0
Szwejbka, R.	.192	55	172	25	33	6	2	1	24	.192	22	38	8
<b>(less than 100 at-bats)</b>													
Iller, W.	.259	15	27	2	7	2	0	0	4	.333	0	0	0
Reynolds, J.	.213	22	47	10	10	2	0	0	4	.255	4	12	0
Ross, C.	.203	29	64	10	13	2	0	5	15	.469	13	18	0
Bordenick, R.	.200	24	45	10	9	3	0	0	4	.267	8	13	0
Wilson, M.	.186	31	70	11	12	2	0	2	8	.314	3	30	3
Diaz, C.	.176	14	34	4	6	0	0	0	5	.176	5	9	1
Strong, S.	.130	26	23	7	3	0	0	0	2	.130	6	5	2
Newhouse, C.	.111	8	9	1	1	0	0	0	0	.111	1	7	0
Beaumont, C.	.000	17	13	4	0	0	0	0	0	.000	1	7	0
<b>Totals</b>	<b>.261</b>	<b>57</b>	<b>1930</b>	<b>338</b>	<b>504</b>	<b>117</b>	<b>7</b>	<b>42</b>	<b>297</b>	<b>.394</b>	<b>235</b>	<b>467</b>	<b>55</b>
<b>Opponents</b>	<b>.262</b>	<b>57</b>	<b>1916</b>	<b>335</b>	<b>502</b>	<b>105</b>	<b>16</b>	<b>44</b>	<b>286</b>	<b>.402</b>	<b>246</b>	<b>476</b>	<b>60</b>

Player	ERA	W-L	APP	GS	CG	SV	IP	H	R	ER	BB	SO	WP
Ross, C.	2.34	4-3	23	0	0	5	42.1	36	19	11	6	37	2
Maynard, W.	3.39	6-3	16	11	3	0	79.2	68	37	30	22	84	7
Pearsall, J.J.	3.89	8-4	17	14	3	0	104.0	84	51	45	55	116	13
Haynie, J.	4.70	4-4	16	15	0	0	84.1	94	54	44	30	69	10
Moore, B.	5.36	4-2	14	8	0	0	45.1	49	29	27	36	40	8
Stoops, J.	5.79	4-6	24	8	0	3	74.2	78	57	49	34	77	8
Watson, R.	6.43	1-1	15	1	0	0	28.0	38	34	20	20	18	0

1993 Statistics

Player	AVG	G	AB	R	H	2B	3B	HR	RBI	SLG	BB	SO	SB
Biernat, J.	.403	60	233	46	94	16	2	5	52	.554	23	24	15
White, M.	.355	60	220	50	78	16	4	7	59	.559	39	22	21
Dezenzo, M.	.308	60	221	51	68	10	1	5	36	.430	32	47	21
DeBoer, R.	.302	52	192	35	58	9	0	6	41	.443	27	53	14
Stokes, S.	.301	60	193	51	58	8	1	0	33	.352	48	27	9
Gugino, M.	.281	59	210	56	59	8	2	4	29	.395	55	63	41
Tarter, M.	.278	50	180	32	50	10	0	6	34	.433	9	37	5
McGuire, M.	.268	60	209	46	56	12	1	4	37	.392	44	31	7
Parnell, J.	.248	58	206	39	51	11	1	10	44	.456	30	80	4

(less than 100 at-bats)

Ross, C.	1.000	18	1	1	1	0	0	1	4	0.000	3	0	0
Badolato, J.	.375	12	8	1	3	0	0	0	2	.375	2	0	0
Rose, T.	.275	38	80	15	22	6	1	2	14	.450	17	7	4
Galloway, B.	.231	11	13	1	3	0	0	0	3	.231	0	2	0
Baksh, R.	.150	20	40	7	6	1	0	1	3	.250	4	12	0
Szwejbka, R.	.000	5	3	0	0	0	0	0	0	.000	1	1	0
Hinson, K.	.000	8	3	1	0	0	0	0	0	.000	1	1	0
Easterling, J.	.000	4	3	0	0	0	0	0	0	.000	0	2	0
Diaz, C.	.000	3	3	0	0	0	0	0	0	.000	0	2	0
Edwards, S.	.000	5	2	1	0	0	0	0	0	.000	0	2	0
Moris, B.	.000	4	1	0	0	0	0	0	0	.000	0	0	0
<b>Totals</b>	<b>.300</b>	<b>60</b>	<b>2021</b>	<b>433</b>	<b>607</b>	<b>107</b>	<b>13</b>	<b>51</b>	<b>388</b>	<b>.442</b>	<b>335</b>	<b>415</b>	<b>141</b>
<b>Opponents</b>	<b>.239</b>	<b>60</b>	<b>1993</b>	<b>270</b>	<b>477</b>	<b>83</b>	<b>5</b>	<b>37</b>	<b>238</b>	<b>.342</b>	<b>222</b>	<b>500</b>	<b>60</b>

Player	ERA	W-L	APP	GS	CG	SV	IP	H	R	ER	BB	SO	WP
Mosser, R.	2.65	2-3	29	0	0	11	34.0	31	13	10	10	32	0
Haynie, J.	2.68	8-2	18	14	0	0	77.1	52	43	23	46	86	6
Stoops, J.	2.73	3-1	4	4	1	0	29.2	20	11	9	7	29	6
Pace, S.	2.82	3-3	19	6	0	1	51.0	50	26	16	24	45	2
Pratt, R.	2.83	11-3	18	17	7	0	114.1	101	44	36	24	101	1
Threehouse	3.66	7-4	14	14	1	0	78.2	71	37	32	40	87	2
Ross, C.	3.98	2-0	15	1	0	1	31.2	34	18	14	7	15	2
Pearsall, J.J.	5.45	2-1	21	0	0	0	33.0	31	26	20	29	45	2
Maynard, W.	5.74	1-2	17	4	0	0	42.1	46	34	27	26	43	2
<b>(less than 25.0 IP)</b>													
Kolbert, S.	6.33	0-1	10	0	0	0	17.1	20	11	7	6	8	2
Rose, T.	6.52	0-0	9	0	0	0	9.2	15	7	7	3	9	0
<b>Totals</b>	<b>3.49</b>	<b>39-20</b>	<b>60</b>	<b>60</b>	<b>9</b>	<b>13</b>	<b>519.0</b>	<b>477</b>	<b>270</b>	<b>201</b>	<b>222</b>	<b>500</b>	<b>27</b>
<b>Opponents</b>	<b>6.32</b>	<b>20-39</b>	<b>60</b>	<b>60</b>	<b>4</b>	<b>7</b>	<b>502.1</b>	<b>607</b>	<b>433</b>	<b>353</b>	<b>335</b>	<b>415</b>	<b>65</b>

1992 Statistics

Player	AVG	G	AB	R	H	2B	3B	HR	RBI	SLG	BB	SO	SB
Willman, D.	.377	54	199	46	75	19	2	5	42	.568	20	23	4
Lawler, B.	.360	62	239	64	86	17	1	9	54	.552	19	32	6
Shepherd, J.	.346	51	185	51	64	11	0	17	44	.682	30	34	2
Parnell, J.	.342	62	202	68	69	13	1	18	58	.683	65	63	1
Cromer, D.T.	.333	50	195	42	65	13	4	7	29	.549	12	29	14
Biernat, J.	.321	46	137	23	44	5	2	0	18	.387	21	31	12
Cromer, B.	.292	61	219	46	64	17	1	9	54	.502	26	40	5
White, M.	.287	58	216	48	62	17	1	8	40	.486	27	35	14
McGuire, M.	.266	45	124	23	33	8	0	2	24	.379	24	20	0
Thompson, R.	.238	63	193	35	46	10	2	4	44	.373	44	43	7

(less than 100 at-bats)

Galloway, B.	1.000	1	1	2	1	0	0	0	2	1.000	1	0	0
Stokes, S.	.367	50	98	19	36	6	2	0	15	.469	21	15	3
Adams, C.	.333	8	6	2	2	1	0	0	0	.500	2	3	0
Gugino, M.	.321	4	84	13	27	7	0	1	12	.440	25	21	7
Dezenzo, M.	.300	16	10	6	3	1	0	0	4	.600	2	3	2
Tarter, M.	.247	34	77	15	19	2	1	3	14	.426	10	18	1
Easterling, J.	.200	5	5	2	1	0	0	0	0	.200	0	2	0
DeBoer, R.	.130	14	23	6	3	1	0	0	0	.130	2	6	0
<b>Totals</b>	<b>.316</b>	<b>64</b>	<b>2213</b>	<b>531</b>	<b>700</b>	<b>148</b>	<b>18</b>	<b>83</b>	<b>455</b>	<b>.512</b>	<b>328</b>	<b>418</b>	<b>78</b>
<b>Opponents</b>	<b>.266</b>	<b>64</b>	<b>2213</b>	<b>323</b>	<b>575</b>	<b>105</b>	<b>13</b>	<b>34</b>	<b>276</b>	<b>.374</b>	<b>260</b>	<b>549</b>	<b>68</b>

Player	ERA	W-L	APP	GS	CG	SV	IP	H	R	ER	BB	SO	WP
Mosser, R.	1.72	0-2	28	0	0	11	36.2	31	9	7	12	32	3
Threehouse	2.96	11-4	17	14	3	0	100.1	91	45	33	39	102	9
Maynard, W.	3.59	5-1	21	1	0	0	47.2	46	23	19	26	42	14
Baker, J.	4.06	5-6	19	18	1	0	106.1	102	61	48	64	114	5
Pratt, R.	4.73	8-2	18	16	0	0	85.2	107	58	45	25	92	6
Stoops, J.	4.95	5-2	18	18	0	0	67.1	71	45	37	32	61	8
Pace, S.	5.40	4-1	16	2	0	0	33.1	34	30	20	26	26	11
Hardwick, S.	5.94	2-1	9	4	0	0	33.1	48	23	22	10	40	5
<b>(less than 25.0 IP)</b>													
Cromer, B.	2.45	1-0	6	0	0	0	7.1	8	2	2	4	9	1
Kolbert, S.	3.74	1-2	21	0	0	2	21.2	25	16	9	15	28	11
Biernat, J.	9.00	0-0	1	0	0	0	1.0	2	1	1	0	0	0
Tarleton, G.	13.50	0-1	3	0	0	0	4.0	8	7	6	4	3	0
McGuire, M.	27.00	0-0	1	0	0	0	1.0	2	3	3	3	0	0
<b>Totals</b>	<b>4.16</b>	<b>42-22</b>	<b>64</b>	<b>64</b>	<b>4</b>	<b>16</b>	<b>545.2</b>	<b>575</b>	<b>323</b>	<b>252</b>	<b>260</b>	<b>549</b>	<b>73</b>
<b>Opponents</b>	<b>7.29</b>	<b>22-42</b>	<b>64</b>	<b>64</b>	<b>11</b>	<b>4</b>	<b>533.0</b>	<b>700</b>	<b>531</b>	<b>432</b>	<b>328</b>	<b>418</b>	<b>98</b>

1991 Statistics

Player	AVG	G	AB	R	H	2B	3B	HR	RBI	SLG	BB	SO	SB
Shepherd, J.	.383	59	193	45	74	18	2	14	60	.715	43	43	1
Willman, D.	.348	57	207	47	72	9	0	6	41	.478	26	19	9
Parnell, J.	.335	62	227	58	76	13	2	15	63	.608	35	64	2
White, M.	.332	60	238	54	79	19	3	3	36	.475	23	28	16
Cromer, B.	.310	61	242	55	75	15	1	5	42	.442	27	15	9
Rush, G.	.290	49	138	32	40	6	1	0	18	.348	27	38	18
Lawler, B.	.282	44	131	17	37	5	0	4	32	.412	8	15	7
DeBoer, R.	.273	40	110	27	30	4	2	4	22	.455	24	33	8
Adams, M.	.212	36	104	22	22	2	0	0	9	.231	20	22	9
Thompson, R.	.203	57	197	34	40	5	1	3	27	.284	32	55	9
Cromer, D.T.	.197	43	127	16	25	6	0	1	17	.268	13	30	3

(less than 100 at-bats)

Kennedy, D.	.400	18	5	3	2	0	0	0	2	.400	0	1	0
Galloway, B.	.333	4	3	0	1	0	0	0	0	.333	0	1	0
Tarter, M.	.262	26	61	7	16	4	0	2	8	.426	2	16	0
Stokes, S.	.148	33	81	11	12	0	0	0	2	.148	8	20	1
Harrison, D.	.094	24	32	4	3	1	0	0	2	.094	4	9	2
Adams, C.	.000	1	1	0	0	0	0	0	0	.000	0	0	0
<b>Totals</b>	<b>.288</b>	<b>62</b>	<b>2097</b>	<b>432</b>	<b>604</b>	<b>107</b>	<b>12</b>	<b>57</b>	<b>381</b>	<b>.432</b>	<b>292</b>	<b>409</b>	

**CAROLINA GAMECOCKS**

1989 Statistics

Player	AVG	G	AB	R	H	2B	3B	HR	RBI	SLG	BB	SO	SB
Thomas, S.	.373	53	204	43	76	16	1	9	51	.593	13	21	10
Welch, K.	.369	42	130	31	48	5	1	2	14	.469	15	15	6
Cromer, T.	.351	55	194	45	68	15	2	8	44	.572	22	26	3
Mack, D.	.329	48	140	42	46	2	1	10	35	.571	22	24	7
Rickett, S.	.325	37	123	21	40	6	0	1	18	.398	11	18	2
McGee, M.	.318	54	201	49	64	12	0	1	31	.393	27	15	15
Williams, B.	.297	48	145	33	43	10	2	5	23	.497	10	25	18
William, D.	.292	43	113	13	33	7	1	2	21	.425	8	14	3
Lawler, B.	.288	41	104	23	30	4	1	2	25	.404	21	18	3
Taylor, M.	.261	52	161	34	42	7	0	5	32	.398	34	28	3
Brown, H.	.214	39	103	14	22	4	0	2	13	.311	12	25	10
<b>(less than 100 at-bats)</b>													
Adams, M.	.500	3	2	0	1	0	0	0	1	.500	0	1	0
Witt, T.	.351	24	74	12	26	4	1	1	18	.473	5	11	0
Cromer, B.	.294	21	17	5	5	1	0	0	1	.353	0	2	0
Sims, C.	.276	33	98	17	27	3	0	1	10	.337	5	20	5
Bricker, M.	.258	31	31	8	8	1	0	0	6	.290	5	6	0
Nichols, L.	.242	26	66	10	16	0	0	1	8	.288	3	14	0
Gmitter, J.	.238	17	21	5	5	0	0	0	1	.238	3	4	2
Chastain, B.	.214	13	14	2	3	0	0	0	3	.214	4	5	0
McAndrew, J.	.130	14	23	5	3	1	0	1	2	.304	4	4	0
Lewis, W.	.000	18	1	0	0	0	0	0	0	.000	0	0	0
Rush, G.	.000	2	1	0	0	0	0	0	0	.000	1	1	0
<b>Totals</b>	<b>.308</b>	<b>57</b>	<b>1966</b>	<b>413</b>	<b>606</b>	<b>98</b>	<b>10</b>	<b>51</b>	<b>358</b>	<b>.446</b>	<b>225</b>	<b>297</b>	<b>88</b>
<b>Opponents</b>	<b>.247</b>	<b>57</b>	<b>1865</b>	<b>296</b>	<b>460</b>	<b>62</b>	<b>10</b>	<b>40</b>	<b>257</b>	<b>.355</b>	<b>275</b>	<b>412</b>	<b>59</b>

**STAFF**

Player	ERA	W-L	APP	GS	CG	SV	IP	H	R	ER	BB	SO	WP
Beatson, B.	2.38	3-1	19	0	0	4	25.0	26	11	8	11	20	4
Threehouse	3.13	6-0	13	12	1	0	74.2	60	33	25	43	85	8
Williams, B.	3.44	3-3	11	11	2	0	73.1	60	33	28	46	96	6
Young, C.	3.62	3-6	15	6	4	1	64.2	57	29	26	28	55	5
Lewis, W.	4.91	3-1	17	0	0	0	25.2	26	19	14	10	13	2
Cardwell, J.	4.93	5-3	12	11	2	0	69.1	66	42	38	39	44	4
Rountree, B.	5.38	6-7	16	15	2	0	88.2	106	69	53	33	63	8
<b>(less than 25.0 IP)</b>													
Mack, D.	2.38	1-0	7	1	0	0	11.1	10	6	3	6	9	2
Welch, T.	4.02	0-0	10	0	0	0	15.2	12	7	7	19	7	2
Makar, C.	4.15	0-0	5	0	0	0	4.1	2	3	2	6	3	3
Lawrimore, M.	4.50	0-0	1	0	0	0	2.0	1	1	1	1	1	0
Stopes, M.	6.00	0-1	3	0	0	1	3.0	1	4	2	3	2	2
Goddard, C.	6.23	0-0	5	0	0	0	4.1	6	3	3	3	2	1
Spires, T.	9.95	0-0	3	0	0	0	6.1	7	7	7	7	0	0
Metzger, J.	10.29	1-0	4	1	0	0	7.0	6	9	8	6	4	0
Cromer, B.	13.11	3-1	11	0	0	1	11.2	14	20	17	14	8	2
<b>Totals</b>	<b>4.49</b>	<b>34-23</b>	<b>57</b>	<b>57</b>	<b>11</b>	<b>7</b>	<b>487.0</b>	<b>460</b>	<b>296</b>	<b>243</b>	<b>275</b>	<b>412</b>	<b>49</b>
<b>Opponents</b>	<b>5.89</b>	<b>23-34</b>	<b>57</b>	<b>57</b>	<b>13</b>	<b>7</b>	<b>474.0</b>	<b>606</b>	<b>413</b>	<b>310</b>	<b>225</b>	<b>297</b>	<b>67</b>

**PLAYER PROFILES**

Player	ERA	W-L	APP	GS	CG	SV	IP	H	R	ER	BB	SO	WP
Beatson, B.	2.38	3-1	19	0	0	4	25.0	26	11	8	11	20	4
Threehouse	3.13	6-0	13	12	1	0	74.2	60	33	25	43	85	8
Williams, B.	3.44	3-3	11	11	2	0	73.1	60	33	28	46	96	6
Young, C.	3.62	3-6	15	6	4	1	64.2	57	29	26	28	55	5
Lewis, W.	4.91	3-1	17	0	0	0	25.2	26	19	14	10	13	2
Cardwell, J.	4.93	5-3	12	11	2	0	69.1	66	42	38	39	44	4
Rountree, B.	5.38	6-7	16	15	2	0	88.2	106	69	53	33	63	8
<b>(less than 25.0 IP)</b>													
Mack, D.	2.38	1-0	7	1	0	0	11.1	10	6	3	6	9	2
Welch, T.	4.02	0-0	10	0	0	0	15.2	12	7	7	19	7	2
Makar, C.	4.15	0-0	5	0	0	0	4.1	2	3	2	6	3	3
Lawrimore, M.	4.50	0-0	1	0	0	0	2.0	1	1	1	1	1	0
Stopes, M.	6.00	0-1	3	0	0	1	3.0	1	4	2	3	2	2
Goddard, C.	6.23	0-0	5	0	0	0	4.1	6	3	3	3	2	1
Spires, T.	9.95	0-0	3	0	0	0	6.1	7	7	7	7	0	0
Metzger, J.	10.29	1-0	4	1	0	0	7.0	6	9	8	6	4	0
Cromer, B.	13.11	3-1	11	0	0	1	11.2	14	20	17	14	8	2
<b>Totals</b>	<b>4.49</b>	<b>34-23</b>	<b>57</b>	<b>57</b>	<b>11</b>	<b>7</b>	<b>487.0</b>	<b>460</b>	<b>296</b>	<b>243</b>	<b>275</b>	<b>412</b>	<b>49</b>
<b>Opponents</b>	<b>5.89</b>	<b>23-34</b>	<b>57</b>	<b>57</b>	<b>13</b>	<b>7</b>	<b>474.0</b>	<b>606</b>	<b>413</b>	<b>310</b>	<b>225</b>	<b>297</b>	<b>67</b>

**OPPONENTS**

Player	AVG	G	AB	R	H	2B	3B	HR	RBI	SLG	BB	SO	SB
Adkins, A.	.385	57	226	58	87	10	0	12	54	.588	13	15	7
Thomas, S.	.338	59	213	36	72	11	2	8	52	.521	27	34	7
Carter, G.	.335	64	254	65	85	13	2	18	60	.614	32	65	17
Nelson, M.	.333	54	153	38	51	9	0	4	24	.471	28	19	3
Williams, B.	.332	57	226	47	75	19	1	8	29	.531	7	35	18
Underwood, B.	.286	44	105	13	30	8	0	2	11	.419	5	10	0
Cromer, T.	.269	42	156	26	42	8	2	4	27	.423	10	30	2
Brown, H.	.265	58	204	40	54	6	0	3	25	.338	33	44	22
Songini, M.	.263	51	175	36	46	11	1	2	21	.371	23	28	18
Taylor, M.	.244	63	209	32	51	8	0	2	29	.311	34	30	6
<b>(less than 100 at-bats)</b>													
Bricker, M.	.357	23	28	4	10	1	0	0	3	.393	6	3	0
Stamey, C.	.338	32	71	10	24	3	0	1	13	.423	13	13	0
West, S.	.333	8	3	0	1	0	0	0	0	.333	0	1	0
Welch, K.	.282	39	85	20	24	2	0	0	16	.306	8	16	2
Lillo, P.	.277	33	65	9	18	2	0	2	9	.400	8	7	0
Witt, T.	.178	24	45	5	8	1	1	0	5	.244	6	7	0
Beamon, N.	.000	6	4	0	0	0	0	0	1	.000	0	1	0
<b>Totals</b>	<b>.305</b>	<b>64</b>	<b>2222</b>	<b>439</b>	<b>678</b>	<b>112</b>	<b>9</b>	<b>66</b>	<b>379</b>	<b>.453</b>	<b>253</b>	<b>358</b>	<b>102</b>
<b>Opponents</b>	<b>.247</b>	<b>64</b>	<b>2142</b>	<b>334</b>	<b>530</b>	<b>101</b>	<b>6</b>	<b>73</b>	<b>297</b>	<b>.402</b>	<b>235</b>	<b>475</b>	<b>42</b>

**SEASON IN REVIEW**

Player	ERA	W-L	APP	GS	CG	SV	IP	H	R	ER	BB	SO	WP
Beatson, B.	2.13	3-0	27	0	0	12	38.0	22	10	9	14	30	0
Williams, B.	2.76	3-1	8	7	2	0	42.1	39	16	13	13	56	2
Goddard, C.	2.97	4-1	19	1	0	2	33.1	26	14	11	20	34	4
Cardwell, J.	3.78	10-3	17	13	2	0	88.0	76	48	37	49	64	9
Rountree, B.	3.78	7-5	19	19	4	0	123.2	119	61	52	32	125	4
Lewis, W.	4.45	3-1	19	0	0	0	32.1	42	23	16	7	12	8
Menhart, D.	6.38	5-4	14	10	0	0	55.0	70	57	39	23	41	4
Underwood, B.	8.53	2-1	10	5	0	0	31.2	40	32	30	18	36	4
<b>(less than 25.0 IP)</b>													
Young, C.	2.08	0-0	8	0	0	0	13.0	11	3	3	8	11	3
Brainard, R.	2.29	2-1	3	3	0	0	19.2	14	9	5	7	14	0
Spires, T.	3.86	1-1	15	0	0	3	21.0	16	12	9	10	12	1
Stopes, M.	4.01	1-2	10	4	0	0	24.2	21	19	11	23	25	1
Bailey, S.	9.00	0-0	1	0	0	0	1.0	2	1	1	2	1	0
Seoane, C.	9.24	2-1	5	2	0	0	12.2	16	16	13	7	6	0
Gilray, C.	10.00	0-0	7	0	0	1	9.0	13	10	10	0	7	0
Meade, P.	40.50	0-0	1	0	0	0	0.2	3	3	3	2	1	0
<b>Totals</b>	<b>4.32</b>	<b>43-21</b>	<b>64</b>	<b>64</b>	<b>8</b>	<b>18</b>	<b>546.0</b>	<b>530</b>	<b>334</b>	<b>262</b>	<b>235</b>	<b>475</b>	<b>40</b>
<b>Opponents</b>	<b>5.91</b>	<b>21-43</b>	<b>64</b>	<b>64</b>	<b>15</b>	<b>10</b>	<b>532.2</b>	<b>678</b>	<b>439</b>	<b>350</b>	<b>253</b>	<b>358</b>	<b>59</b>

**HISTORY & RECORDS**

1987 Statistics

Player	AVG	G	AB	R	H	2B	3B	HR	RBI	SLG	BB	SO	SB
Aldrich, C.	.390	53	213	47	83	14	2	11	65	.629	22	33	10
Smyth, D.	.376	52	221	53	83	18	3	7	50	.579	19	11	18
Nelson, M.	.352	40	105	18	37	8	0	2	14	.486	18	12	0
Barns, J.	.333	50	183	45	61	12	2	13	40	.634	18	22	5
Underwood, B.	.330	45	112	19	37								

1985 Statistics

Player	AVG	G	AB	R	H	2B	3B	HR	RBI	SLG	BB	SO	SB
Rinehart, R.	.390	66	241	72	94	21	2	14	60	.668	34	35	14
Barns, J.	.351	69	285	70	100	16	2	10	43	.526	19	35	5
Datin, J.	.348	69	256	76	89	19	1	23	88	.699	65	35	2
Mackie, S.	.329	43	170	35	56	12	1	4	32	.483	17	13	1
Aldrich, C.	.325	53	160	43	52	12	2	14	47	.688	23	35	4
Morris, J.	.325	43	123	40	40	5	0	10	31	.610	15	24	7
Killian, K.	.304	61	207	52	63	11	0	15	53	.575	41	50	0
Churchich, J.	.294	41	109	23	32	9	0	7	23	.569	25	25	2
Jenkins, L.	.286	50	147	36	42	9	0	12	40	.592	21	30	0
Hollins, D.	.282	46	131	35	37	5	1	8	33	.519	26	22	1
Lambert, S.	.282	39	103	25	29	8	0	7	21	.563	16	18	0
Polk, R.	.279	60	201	40	56	8	0	4	33	.378	23	37	3
<b>(less than 100 at-bats)</b>													
Sawyer, C.	1.000	23	1	0	1	0	0	0	0	1.000	0	0	0
Mitchell, A.	.480	18	25	6	12	3	0	2	9	.840	5	7	0
Nelson, M.	.323	27	31	6	10	2	0	1	5	.484	2	2	1
Lendenski, E.	.274	53	95	20	26	5	0	5	23	.484	15	17	0
Carter, G.	.273	36	55	22	15	2	0	4	12	.527	5	24	1
Price, L.	.259	27	27	6	7	1	0	2	6	.519	3	6	1
Cook, M.	.250	30	8	2	2	0	0	1	4	.625	4	1	0
Miller, B.	.227	33	44	15	10	1	1	1	7	.364	13	11	0
White, D.	.000	9	6	2	0	0	0	0	0	.000	3	0	0
Taylor, M.	.000	5	2	3	0	0	0	0	0	.000	0	0	0
Jenkins, G.	.000	22	1	0	0	0	0	0	0	.000	0	1	0
<b>Totals</b>	<b>.318</b>	<b>69</b>	<b>2428</b>	<b>629</b>	<b>773</b>	<b>149</b>	<b>10</b>	<b>144</b>	<b>570</b>	<b>.566</b>	<b>375</b>	<b>428</b>	<b>41</b>
<b>Opponents</b>	<b>.270</b>	<b>69</b>	<b>2345</b>	<b>317</b>	<b>634</b>	<b>60</b>	<b>3</b>	<b>68</b>	<b>332</b>	<b>.386</b>	<b>280</b>	<b>471</b>	<b>47</b>

Player	ERA	W-L	APP	GS	CG	SV	IP	H	R	ER	BB	SO	WP
Cook, M.	1.91	16-2	19	19	8	0	141.0	99	39	30	60	168	11
Taylor, B.	3.52	3-2	19	0	0	1	38.1	43	26	15	18	27	6
Jenkins, G.	3.60	8-2	22	5	2	2	90.0	92	41	36	21	69	4
Boley, S.	3.96	3-1	21	2	0	2	61.1	78	35	27	11	30	2
Sawyer, C.	4.42	3-1	22	3	0	5	38.2	44	27	19	25	41	4
Currie, B.	4.88	6-2	16	14	3	0	66.1	77	47	36	40	43	4
Reed, C.	6.68	2-5	17	8	0	1	63.1	85	67	47	42	42	3
Price, L.	7.43	3-6	14	12	1	0	49.2	66	55	41	36	27	5
<b>(less than 25.0 IP)</b>													
Morris, J.	0.00	0-0	1	0	0	0	1.0	0	0	0	0	0	0
Harvin, C.	4.50	0-0	5	0	0	0	6.0	3	3	3	2	1	2
Perozo, R.	5.96	2-1	6	4	0	1	22.2	29	17	15	17	17	1
Bailey, S.	10.64	1-0	6	2	0	1	11.0	18	14	13	8	6	2
<b>Totals</b>	<b>4.31</b>	<b>47-22</b>	<b>69</b>	<b>69</b>	<b>14</b>	<b>13</b>	<b>589.1</b>	<b>634</b>	<b>371</b>	<b>282</b>	<b>280</b>	<b>471</b>	<b>44</b>
<b>Opponents</b>	<b>8.45</b>	<b>22-47</b>	<b>69</b>	<b>69</b>	<b>9</b>	<b>4</b>	<b>570.2</b>	<b>773</b>	<b>629</b>	<b>536</b>	<b>375</b>	<b>428</b>	<b>99</b>

1984 Statistics

Player	AVG	G	AB	R	H	2B	3B	HR	RBI	SLG	BB	SO	SB
St. Laurent, J.	.359	42	156	36	56	7	0	3	29	.462	31	17	11
Anderson, K.	.354	59	246	46	87	20	3	4	40	.508	19	27	13
Morhardt, G.	.346	59	246	59	85	17	1	17	57	.630	24	15	7
Fisher, P.	.327	42	107	24	35	7	0	3	17	.477	19	17	3
Rinehart, R.	.318	52	201	28	64	11	4	2	33	.443	20	28	11
Heise, H.	.288	43	156	30	45	4	0	7	34	.449	26	28	6
Boyle, C.	.269	53	193	28	52	11	0	5	30	.404	23	22	4
Mackie, S.	.265	58	219	29	58	10	0	2	32	.338	15	26	4
Sullivan, J.	.244	57	193	40	47	10	0	6	28	.389	49	27	9
Fox, N.	.225	46	129	21	29	6	0	4	22	.364	20	12	1
<b>(less than 100 at-bats)</b>													
Hatcher, W.	.667	22	6	18	4	0	0	0	0	.667	0	1	2
White, D.	.500	12	10	0	5	2	0	0	3	.700	0	2	0
Price, L.	.438	23	23	1	10	5	0	0	6	.652	1	1	0
Killian, K.	.212	36	66	11	14	0	0	0	5	.212	14	15	1
Parker, B.	.189	36	53	6	10	2	0	0	6	.226	4	5	0
Miller, B.	.122	24	41	9	5	0	0	0	2	.122	5	10	0
Cook, M.	.111	20	9	0	1	0	0	0	0	.111	2	5	0
Mitchell, .000	.000	1	2	0	0	0	0	0	0	.000	0	0	0
Jenkins, G.	.000	25	1	0	0	0	0	0	0	.000	0	1	0
Nelson, M.	.000	2	1	0	0	0	0	0	0	.000	0	0	0
<b>Totals</b>	<b>.295</b>	<b>59</b>	<b>2058</b>	<b>386</b>	<b>607</b>	<b>112</b>	<b>8</b>	<b>53</b>	<b>344</b>	<b>.434</b>	<b>272</b>	<b>259</b>	<b>72</b>
<b>Opponents</b>	<b>.262</b>	<b>59</b>	<b>2007</b>	<b>281</b>	<b>525</b>	<b>54</b>	<b>8</b>	<b>42</b>	<b>253</b>	<b>.379</b>	<b>233</b>	<b>332</b>	<b>45</b>

Player	ERA	W-L	APP	GS	CG	SV	IP	H	R	ER	BB	SO	WP
Perozo, R.	3.12	6-0	10	8	2	0	49.0	45	19	17	26	26	2
Norman, C.	3.32	2-3	9	6	1	0	40.2	35	20	15	27	22	8
Coker, R.	3.42	5-4	26	0	0	5	50.0	47	24	19	33	33	8
Reed, C.	3.60	8-3	13	12	4	0	90.0	83	47	36	28	51	7
Cook, M.	3.96	6-3	14	14	2	0	91.0	96	51	40	47	81	7
Jenkins, G.	4.28	3-1	25	3	1	6	63.0	65	38	30	31	35	5
Price, L.	4.48	9-3	13	13	2	0	87.0	88	48	43	32	57	7
Boley, S.	4.53	2-1	13	2	1	2	47.2	61	31	24	9	26	1
<b>(less than 25.0 IP)</b>													
Taylor, B.	16.20	0-0	1	1	0	0	1.2	5	3	3	0	0	0
<b>Totals</b>	<b>3.93</b>	<b>41-18</b>	<b>59</b>	<b>59</b>	<b>13</b>	<b>13</b>	<b>520.0</b>	<b>525</b>	<b>281</b>	<b>227</b>	<b>233</b>	<b>332</b>	<b>45</b>
<b>Opponents</b>	<b>5.60</b>	<b>18-41</b>	<b>59</b>	<b>59</b>	<b>8</b>	<b>5</b>	<b>501.0</b>	<b>607</b>	<b>386</b>	<b>312</b>	<b>272</b>	<b>259</b>	<b>62</b>

1983 Statistics

Player	AVG	G	AB	R	H	2B	3B	HR	RBI	SLG	BB	SO	SB
St. Laurent, J.	.376	47	178	49	67	13	0	2	25	.483	44	10	9
Heise, H.	.341	45	176	38	60	9	1	7	37	.523	18	13	2
Morhardt, G.	.317	47	183	30	58	16	0	3	28	.454	10	13	3
Boyle, C.	.307	44	153	24	47	7	0	16	54	.667	20	11	0
Anderson, K.	.307	48	189	37	58	9	0	4	28	.418	21	25	16
Sullivan, J.	.281	45	160	44	45	11	0	6	30	.463	35	20	9
Hernandez, L.	.252	43	147	31	37	7	2	9	44	.510	32	16	9
Finley, A.	.252	45	139	26	35	5	0	2	11	.331	14	13	10
<b>(less than 100 at-bats)</b>													
Reed, C.	1.000	20	1	13	1	0	0	0	0	1.000	0	0	2
Killian, K.	.348	21	46	11	16	1	0	2	13	.500	7	7	0
Fox, N.	.338	28	80	11	27	4	0	0	9	.388	7	10	4
Price, L.	.333	11	3	2	1	0	0	0	0	.333	2	0	1
Cook, M.	.308	18	13	3	4	2	0	1	4	.692	1	3	0
Mackie, S.	.304	40	92	20	28	6	1	3	15	.489	9	7	4
Fisher, P.	.273	12	11	6	3	0	0	0	4	.273	4	0	0
Wilson, P.	.256	24	78	15	20	2	0	2	8	.359	7	16	9
McMillan, M.	.250	4	4	0	1	0	0	0	2	.500	0	1	0
Thaw, J.	.190	8	21	3	4	0	0	0	5	.190	3	5	0
White, D.	.000	1	0	0	0	0	0	0	0	.000	0	0	0
<b>Totals</b>	<b>.305</b>	<b>48</b>	<b>1679</b>	<b>363</b>	<b>512</b>	<b>93</b>	<b>4</b>	<b>57</b>	<b>317</b>	<b>.467</b>	<b>234</b>	<b>173</b>	<b>78</b>
<b>Opponents</b>	<b>.225</b>	<b>48</b>	<b>1566</b>	<b>205</b>	<b>353</b>	<b>57</b>	<b>4</b>	<b>37</b>	<b>177</b>	<b>.338</b>	<b>188</b>	<b>302</b>	<b>35</b>

Player	ERA	W-L	APP	GS	CG	SV	IP	H	R	ER	BB	SO	WP
Coker, R.	2.05	0-2	20	0	0	2	30.2	18	8	7	9	24	0
Taylor, B.	2.13	4-1	17	1	0	2	50.2	47	23	12	22	21	0
Werner, M.	2.22	7-0	23	1	0	5	65.0	38	19	16	28	51	2
Parmenter, G.	3.09	10-1	14	14	4	0	87.1	68	38	30	36	63	4
Cook, M.	3.97	8-3	15	14	0	0	81.2	82	44	36	33	64	7
Calvert, M.	4.38	5-5	12	12	2	0	65.2	62	38	32	23	49	3
Price, L.	8.06	1-1	7	6	0	0	25.2	30	27	23	21	22	2
<b>(less than 25.0 IP)</b>													
Richardson, R.	0.00	0-0	3	0	0	0	4.1	3	1	1	1	1	1
Reed, C.	3.11	0-0	4	0	0	1	8.2						

CAROLINA GAMECOCKS  
STAFF  
PLAYER PROFILES  
OPPONENTS  
SEASON IN REVIEW  
HISTORY & RECORDS

1981 Statistics

Player	AVG	G	AB	R	H	2B	3B	HR	RBI	SLG	BB	SO	SB
Lowery, R.	.404	57	203	38	82	20	0	13	61	.695	41	7	1
Hollins, P.	.400	57	220	66	88	19	4	14	65	.714	36	18	1
Carraway, R.	.372	60	239	62	89	19	1	8	58	.561	35	22	4
Curl, J.	.347	61	248	71	86	17	0	17	75	.621	33	30	6
Thaw, J.	.305	55	200	45	61	14	1	8	37	.505	29	21	10
Williams, T.	.298	57	208	55	62	10	0	0	27	.346	31	21	26
Boyle, C.	.289	55	211	27	61	12	0	10	55	.488	14	18	1
McCarthy, J.	.266	59	203	67	54	10	1	5	35	.399	71	37	51
Vollmer, R.	.235	58	183	42	43	6	0	3	27	.317	40	20	27

(less than 100 at-bats)

Lewis, R.	.500	3	2	1	1	0	0	0	1	.500	1	0	0
Finley, A.	.333	16	21	10	7	1	0	1	6	.524	4	4	1
Small, M.	.286	27	14	3	4	1	0	0	2	.357	2	2	1
Sullivan, J.	.230	32	87	15	20	3	0	1	10	.298	13	10	5
Lee, R.	.227	16	22	6	5	0	0	2	7	.500	4	4	1
Heise, H.	.200	21	65	13	13	1	1	1	4	.292	8	12	1
Kraly, S.	.143	16	7	10	1	0	0	0	0	.143	4	1	1
Fox, N.	.133	20	15	1	2	0	0	0	0	.133	2	4	0
Wilson, J.	.000	3	1	0	0	0	0	0	0	.000	1	0	0
Simmons, J.	.000	1	1	0	0	0	0	0	0	.000	0	0	0
<b>Totals</b>	<b>.316</b>	<b>61</b>	<b>2150</b>	<b>532</b>	<b>679</b>	<b>133</b>	<b>8</b>	<b>83</b>	<b>470</b>	<b>.501</b>	<b>369</b>	<b>231</b>	<b>137</b>
<b>Opponents</b>	<b>.264</b>	<b>61</b>	<b>2175</b>	<b>298</b>	<b>575</b>	<b>58</b>	<b>5</b>	<b>37</b>	<b>245</b>	<b>.347</b>	<b>198</b>	<b>38</b>	<b>54</b>

Player	ERA	W-L	APP	GS	CG	SV	IP	H	R	ER	BB	SO	WP
Babel, J.	2.27	3-2	19	0	0	2	35.2	26	12	9	25	26	7
Gordon, D.	2.85	8-3	16	12	8	0	110.2	128	49	35	16	64	6
Kish, B.	3.46	2-3	23	0	0	7	52.0	44	25	20	25	43	6
Lubert, D.	3.52	12-2	16	16	10	0	117.2	123	55	46	32	90	6
Baynham, B.	3.56	10-1	15	15	3	0	98.2	99	54	39	37	70	5
Kucharski, J.	3.70	6-2	10	8	2	0	58.1	59	33	24	23	36	5
Leopard, E.	5.13	3-1	9	3	0	1	26.1	38	25	15	11	20	3
Calvert, M.	6.23	2-1	6	5	0	0	26.0	26	24	18	12	21	3

(less than 25.0 IP)

Sullivan, J.	3.00	0-0	1	0	0	0	3.0	1	1	1	4	3	1
Small, M.	6.16	0-0	8	1	0	1	19.0	31	20	11	13	10	6
<b>Totals</b>	<b>3.58</b>	<b>46-15</b>	<b>61</b>	<b>61</b>	<b>23</b>	<b>11</b>	<b>547.1</b>	<b>575</b>	<b>298</b>	<b>218</b>	<b>198</b>	<b>383</b>	<b>48</b>
<b>Opponents</b>	<b>7.88</b>	<b>15-46</b>	<b>61</b>	<b>61</b>	<b>14</b>	<b>1</b>	<b>526.1</b>	<b>679</b>	<b>532</b>	<b>461</b>	<b>369</b>	<b>239</b>	<b>49</b>

1980 Statistics

Player	AVG	G	AB	R	H	2B	3B	HR	RBI	SLG	BB	SO	SB
Jonson, G.	.367	50	177	42	65	9	0	2	34	.452	28	9	26
Carraway, R.	.355	50	197	42	70	17	1	5	40	.528	23	24	9
Farquharson	.354	46	175	39	62	13	4	6	41	.577	19	20	15
Hollins, P.	.335	48	164	43	55	11	2	7	37	.555	41	23	5
Curl, J.	.326	50	181	50	59	13	0	12	47	.597	35	23	2
Taylor, K.	.303	37	122	16	37	6	1	4	18	.467	12	16	1
Vollmer, R.	.297	34	101	30	30	3	2	3	24	.455	25	15	14
McCarthy, J.	.290	47	176	49	51	13	0	4	38	.432	36	16	36
Boatwright, M.	.279	37	129	25	36	6	1	3	16	.411	9	21	2

(less than 100 at-bats)

Small, M.	.333	26	3	4	1	0	0	0	0	.333	0	0	0
Thaw, J.	.226	31	93	12	21	4	1	1	17	.226	9	11	3
Lowery, R.	.222	29	90	8	20	4	0	2	13	.222	27	6	0
Williams, T.	.183	37	71	25	13	0	0	1	7	.225	13	10	8
Lee, R.	.143	13	14	2	2	0	1	0	1	.286	0	2	0
Bezek, R.	.000	3	3	0	0	0	0	0	0	.000	0	4	0
Kucharski, J.	.000	7	1	0	0	0	0	0	0	.000	0	0	0
Wilson, J.	.000	3	0	0	0	0	0	0	0	.000	2	0	0
Tarrantino, L.	.000	1	0	1	0	0	0	0	0	.000	0	0	0
<b>Totals</b>	<b>.308</b>	<b>50</b>	<b>1697</b>	<b>388</b>	<b>522</b>	<b>99</b>	<b>13</b>	<b>50</b>	<b>333</b>	<b>.470</b>	<b>279</b>	<b>200</b>	<b>121</b>
<b>Opponents</b>	<b>.232</b>	<b>50</b>	<b>1615</b>	<b>170</b>	<b>374</b>	<b>55</b>	<b>4</b>	<b>23</b>	<b>147</b>	<b>.313</b>	<b>170</b>	<b>307</b>	<b>32</b>

Player	ERA	W-L	APP	GS	CG	SV	IP	H	R	ER	BB	SO	WP
Small, M.	1.53	2-0	19	0	0	3	35.1	25	13	6	22	22	6
Kish, B.	1.77	4-2	26	0	0	8	56.0	36	22	11	21	43	6
Lubert, D.	1.89	6-2	9	9	3	0	62.0	45	14	13	24	55	2
Landrum, B.	2.91	10-2	15	15	4	0	96.0	84	39	31	30	67	11
Baynham, B.	2.93	6-2	10	10	2	0	61.1	64	25	20	29	44	4
Calvert, M.	4.40	5-0	8	6	2	0	47.0	47	24	23	19	30	2
Kucharski, J.	4.67	4-2	7	5	0	0	27.0	27	17	14	12	12	1

(less than 25.0 IP)

Henry, F.	0.00	0-0	2	0	0	0	1.1	1	0	0	1	0	0
Bledsoe, R.	1.96	2-0	7	3	2	0	23.0	13	5	5	4	21	1
Gordon, D.	3.00	0-1	9	2	0	0	21.0	29	11	7	8	13	1
<b>Totals</b>	<b>2.72</b>	<b>39-11</b>	<b>50</b>	<b>50</b>	<b>13</b>	<b>11</b>	<b>430.0</b>	<b>374</b>	<b>170</b>	<b>130</b>	<b>170</b>	<b>307</b>	<b>34</b>
<b>Opponents</b>	<b>6.93</b>	<b>11-39</b>	<b>50</b>	<b>50</b>	<b>10</b>	<b>1</b>	<b>414.0</b>	<b>522</b>	<b>388</b>	<b>319</b>	<b>279</b>	<b>200</b>	<b>34</b>

1979 Statistics

Player	AVG	G	AB	R	H	2B	3B	HR	RBI	SLG	BB	SO	SB
Farquharson	.331	40	172	37	57	6	1	5	22	.465	8	22	36
Marquardt, J.	.301	40	156	33	47	10	0	10	38	.558	23	23	9
Crapps, R.	.273	42	132	27	36	8	0	5	24	.447	32	24	10
Hollins, P.	.270	44	159	30	43	11	1	2	22	.390	38	16	7
Curl, J.	.262	47	172	31	45	9	0	4	25	.384	28	11	3
Jonson, G.	.246	47	171	19	42	5	0	2	20	.310	19	13	6
Taylor, K.	.243	40	144	10	35	6	0	7	17	.431	13	38	0
Westbrook, W.	.242	43	157	32	38	3	3	4	31	.376	29	34	12

(less than 100 at-bats)

Williams, T.	.462	6	13	9	6	0	0	0	0	.462	12	0	5
Landry, J.	.323	9	31	2	10	0	0	0	3	.323	2	3	0
Boatwright, M.	.302	34	96	21	29	4	0	3	26	.438	10	18	8
Ness, R.	.200	6	5	1	1	0	0	0	0	.200	1	1	0
Vollmer, R.	.130	35	69	17	9	0	0	1	4	.174	18	8	13
Rodgers, R.	.104	37	67	12	7	2	0	1	10	.179	10	7	5
Small, M.	.100	20	10	3	1	0	0	0	0	.100	3	5	2
Kraly, S.	.048	12	21	2	1	0	0	0	0	.048	2	4	0
<b>Totals</b>	<b>.258</b>	<b>47</b>	<b>1575</b>	<b>286</b>	<b>407</b>	<b>64</b>	<b>5</b>	<b>44</b>	<b>242</b>	<b>.389</b>	<b>248</b>	<b>227</b>	<b>116</b>
<b>Opponents</b>	<b>.250</b>	<b>47</b>	<b>1614</b>	<b>167</b>	<b>403</b>	<b>48</b>	<b>4</b>	<b>26</b>	<b>153</b>	<b>.333</b>	<b>137</b>	<b>288</b>	<b>40</b>

Player	ERA	W-L	APP	GS	CG	SV	IP	H	R	ER	BB	SO	WP
Twitty, J.	0.76	5-2	28	0	0	10	47.2	34	9	4	13	50	1
Lubert, D.	2.43	4-1	10	10	2	0	66.2						





CAROLINA GAMECOCKS

1973 Statistics

Player	AVG	G	AB	R	H	2B	3B	HR	RBI	SLG	BB	SO	SB
Gambrell, J.	.326	41	141	30	46	3	1	3	10	.426	14	28	23
King, S.	.315	39	130	18	41	8	1	3	19	.462	10	22	5
Fleming, J.	.305	26	59	10	18	3	0	0	9	.356	6	10	4
Pudlock, B.	.298	41	131	22	39	5	0	0	17	.336	18	24	10
Small, H.	.282	42	163	34	46	5	1	8	32	.472	17	22	25
Shull, K.	.268	30	71	9	19	2	0	1	7	.338	7	16	2
Worthington, D.	.225	30	89	10	20	2	0	0	4	.247	8	24	4
Ford, E.	.209	38	139	21	29	4	0	0	6	.237	13	19	11
Choate, D.	.190	33	63	4	12	2	0	0	11	.317	11	27	1
<b>(less than 50 at-bats)</b>													
LeHeup, A.	.286	4	7	0	2	1	0	0	1	.429	0	3	0
Hilliard, A.	.273	12	22	2	6	1	0	1	2	.455	5	8	0
Matusek, F.	.255	20	47	5	12	1	2	0	6	.362	5	2	3
Wojcicki, L.	.255	22	47	4	12	2	1	0	5	.340	5	6	1
Johnson, A.	.235	16	17	0	4	1	0	0	0	.294	3	4	0
Rogers, R.	.231	17	26	5	6	1	0	0	4	.269	2	4	5
Robinson, B.	.211	13	9	0	4	0	0	0	1	.211	0	6	0
Branham, D.	.200	12	15	1	3	0	0	0	1	.200	2	2	0
Lewis, T.	.190	12	21	2	4	2	0	0	1	.286	1	5	0
Johnson, M.	.167	29	42	7	7	1	0	1	3	.262	3	7	1
Hill, E.	.167	21	36	3	6	1	0	1	4	.278	3	7	1
Ward, G.	.167	13	18	2	3	0	0	0	3	.167	5	7	0
Grantz, J.	.158	18	38	6	6	0	0	0	1	.158	5	8	4
Kleinknecht, B.	.118	17	17	2	2	0	0	0	2	.118	2	6	0
Barkley, R.	.071	11	14	0	1	0	0	0	2	.071	0	6	0
Beam, G.	.000	8	3	0	0	0	0	0	0	.000	0	1	0
Bass, E.	.000	3	3	0	0	0	0	0	0	.000	0	1	0
Luckstone, T.	.000	10	2	0	0	0	0	0	0	.000	0	1	0
King, D.	.000	6	0	0	0	0	0	0	0	.000	1	0	0
<b>Totals</b>	<b>.252</b>	<b>42</b>	<b>1380</b>	<b>197</b>	<b>348</b>	<b>45</b>	<b>6</b>	<b>20</b>	<b>151</b>	<b>.337</b>	<b>146</b>	<b>276</b>	<b>100</b>
<b>Opponents</b>	<b>.209</b>	<b>42</b>	<b>1333</b>	<b>139</b>	<b>278</b>	<b>38</b>	<b>5</b>	<b>18</b>	<b>120</b>	<b>.285</b>	<b>135</b>	<b>328</b>	<b>28</b>

Player	ERA	W-L	APP	GS	CG	SV	IP	H	R	ER	BB	SO	WP
Robinson, B.	1.63	3-1	11	1	0	0	55.2	51	20	10	12	39	1
Hilliard, A.	1.99	8-1	11	10	6	0	76.2	59	22	17	37	71	3
Ward, G.	2.43	7-3	13	10	7	1	74.0	52	22	20	9	74	1
Lewis, T.	2.54	4-1	10	7	5	0	56.1	41	22	16	32	70	3
Johnson, A.	2.72	2-4	14	5	1	2	59.2	44	24	17	13	34	1
<b>(less than 25.0 IP)</b>													
Bass, E.	0.0	0-2	2	2	0	0	8.2	2	2	2	2	13	0
Luckstone, T.	3.02	2-1	9	0	0	2	14.2	13	7	5	5	8	0
Beam, G.	8.70	0-2	8	5	0	0	10.1	6	11	10	19	12	6
King, D.	9.00	0-2	6	2	0	0	8.0	10	9	8	6	6	4
<b>Totals</b>	<b>2.60</b>	<b>26-15</b>	<b>42</b>	<b>42</b>	<b>19</b>	<b>6</b>	<b>364.0</b>	<b>278</b>	<b>139</b>	<b>105</b>	<b>135</b>	<b>327</b>	<b>19</b>
<b>Opponents</b>	<b>3.54</b>	<b>15-26</b>	<b>42</b>	<b>42</b>	<b>15</b>	<b>2</b>	<b>353.2</b>	<b>348</b>	<b>197</b>	<b>139</b>	<b>146</b>	<b>274</b>	<b>30</b>

1972 Statistics

Player	AVG	G	AB	R	H	2B	3B	HR	RBI	SLG	BB	SO	SB
Small, H.	.379	39	140	20	53	11	1	4	21	-	-	-	0
Shull, K.	.345	26	58	8	20	3	0	1	7	-	-	-	1
Gambrell, J.	.321	40	131	27	42	12	0	1	7	-	-	-	21
Ford, E.	.275	41	153	23	42	6	2	1	17	-	-	-	14
Petoskey, B.	.270	40	115	17	31	4	1	2	10	-	-	-	17
Pudlock, B.	.261	41	138	18	36	5	0	6	27	-	-	-	7
Carpenter, P.	.261	40	111	12	29	4	1	1	10	-	-	-	7
Choate, D.	.212	37	104	6	22	1	1	3	8	-	-	-	1
Kleinknecht, B.	.212	30	52	4	11	0	0	2	10	-	-	-	1
Moody, T.	.175	38	80	14	14	1	1	0	3	-	-	-	11
<b>(less than 50 at-bats)</b>													
Heckle, B.	.600	4	5	1	3	1	0	0	2	-	-	-	0
Rogers, R.	.385	23	13	11	5	0	0	1	6	-	-	-	4
Johnson, M.	.333	12	12	1	4	0	0	0	0	-	-	-	0
Erbaugh, L.	.306	17	36	2	11	0	0	1	3	-	-	-	2
Sisk, M.	.250	13	12	2	3	1	0	0	2	-	-	-	0
Hill, E.	.200	6	5	1	1	0	0	1	1	-	-	-	0
Bass, E.	.179	18	39	2	7	3	0	0	2	-	-	-	0
Barkley, R.	.143	10	7	4	1	0	0	0	0	-	-	-	0
Robinson, B.	.129	22	31	1	4	3	0	0	6	-	-	-	0
Beam, G.	.125	12	16	0	2	0	0	0	1	-	-	-	0
Ward, G.	.125	8	16	0	2	0	0	0	0	-	-	-	0
Hilliard, A.	.118	12	17	0	2	0	0	0	0	-	-	-	0
Branham, D.	.000	13	15	1	0	0	0	0	0	-	-	-	0
Grossman, D.	.000	4	1	1	0	0	0	0	0	-	-	-	0
Lassonde, P.	.000	3	1	0	0	0	0	0	0	-	-	-	0
Wojcicki, L.	.000	3	1	0	0	0	0	0	0	-	-	-	0
Cregar, B.	.000	2	1	1	0	0	0	0	0	-	-	-	0
Houston, P.	.000	11	0	1	0	0	0	0	0	-	-	-	0
<b>Totals</b>	<b>.263</b>	<b>41</b>	<b>1310</b>	<b>178</b>	<b>345</b>	<b>56</b>	<b>7</b>	<b>22</b>	<b>142</b>	<b>-</b>	<b>-</b>	<b>-</b>	<b>86</b>
<b>Opponents</b>	<b>.206</b>	<b>41</b>	<b>1297</b>	<b>125</b>	<b>267</b>	<b>29</b>	<b>9</b>	<b>14</b>	<b>105</b>	<b>-</b>	<b>-</b>	<b>-</b>	<b>25</b>

Player	ERA	W-L	APP	GS	CG	SV	IP	H	R	ER	BB	SO	WP
Robinson, B.	1.35	1-0	9	2	0	1	26.2	24	8	4	6	9	0
Erbaugh, L.	1.46	6-5	14	10	9	1	92.1	62	24	15	21	73	4
Bass, E.	1.50	5-1	9	9	5	0	65.2	43	21	11	19	82	0
Hilliard, A.	1.59	2-3	8	7	2	2	56.1	49	24	10	18	58	1
Beam, G.	2.14	6-2	12	8	2	0	54.2	33	18	13	33	53	3
Ward, G.	2.70	3-3	8	5	2	1	43.1	31	16	13	6	31	0
<b>(less than 25.0 IP)</b>													
Spence, D.	0.00	0-0	1	0	0	0	1.0	2	0	0	0	1	0
Houston, P.	5.79	2-0	10	0	0	2	9.1	13	7	6	3	6	0
Lassonde, P.	15.43	0-2	2	0	0	0	2.1	8	4	4	2	0	0
Barkley, R.	20.25	0-0	1	0	0	0	1.1	2	3	3	1	1	0
Luckstone, T.	-	0-0	1	0	0	0	0.0	0	0	0	3	0	0
<b>Totals</b>	<b>2.01</b>	<b>25-16</b>	<b>41</b>	<b>41</b>	<b>20</b>	<b>7</b>	<b>353.0</b>	<b>267</b>	<b>125</b>	<b>79</b>	<b>112</b>	<b>314</b>	<b>8</b>
<b>Opponents</b>	<b>3.51</b>	<b>16-25</b>	<b>41</b>	<b>41</b>	<b>17</b>	<b>3</b>	<b>335.2</b>	<b>345</b>	<b>178</b>	<b>131</b>	<b>94</b>	<b>209</b>	<b>16</b>

1971 Statistics

Player	AVG	G	AB	R	H	2B	3B	HR	RBI	SLG	BB	SO	SB
Anderson, B.	.330	32	112	25	37	7	0	5	14	-	-	-	11
Petoskey, B.	.307	30	101	16	31	5	0	2	12	-	-	-	8
Gambrell, J.	.301	27	73	17	22	5	0	0	8	-	-	-	12
Carpenter, B.	.298	31	114	20	34	8	1	2	16	-	-	-	8
Fulmer, R.	.255	26	55	10	14	3	0	1	10	-	-	-	3
Pudlock, B.	.222	32	117	14	26	4	2	2	16	-	-	-	8
Caldwell, B.	.207	32	116	20	24	4	0	11	23	-	-	-	5
Choate, D.	.165	28	79	6	13	1	0	2	4	-	-	-	2
Wojcicki, L.	.151	29	86	10	13	1	0	0	7	-	-	-	3
<b>(less than 50 at-bats)</b>													
Houston, P.	.667	15	3	0	2	0	0	0	1	-	-	-	0
Erbaugh, L.	.321	13	28	2	9	1	0	0	5	-	-	-	0
Moody, T.	.318	11	22	4	7	2	0	0	3	-	-	-	2
Kleinknecht, B.	.286	20	7	1	2	0	0	1	2	-	-	-	0
Robinson, B.	.250	16	24	0	6	2	0	0	2	-	-	-	0
Beam, G.	.188	9	16	1	3	1	0	0	3	-	-	-	0
Johnson, M.	.182	11	11	2	2	0	0	0	0	-	-	-	2
Heckle, B.	.182	9	11	1	2	0	0	0	1	-	-	-	0
Branham, D.	.167	6	6	1	1	0	0	0	0	-	-	-	0
Churchwell, D.	.154	16	26	4	4	1	0	0	0	-	-	-	1
Hill, E.	.150	10	20	3	3	0	0	0	4	-	-	-	1
Hilliard, A.	.067	11	15	0	1	0	0	0	1	-	-	-	0
Bolton, E.	.000	9	14	0	0	0	0	0	0	-	-	-	0
Barfield, H.	.000	4	4	1	0	0	0	0	0	-	-	-	0
<b>Totals</b>	<b>.242</b>	<b>32</b>	<b>1042</b>	<b>158</b>	<b>256</b>	<b>45</b>	<b>3</b>	<b>26</b>	<b>133</b>	<b>-</b>	<b>-</b>	<b>-</b>	<b>66</b>
<b>Opponents</b>	<b>.229</b>	<b>32</b>	<b>1042</b>	<b>120</b>	<b>239</b>	<b>32</b>	<b>3</b>	<b>16</b>	<b>10</b>				

**Back to Back Home Runs**

**South Carolina:** 4/20/2013 - Joey Pankake and LB Dantzer hit consecutive home runs in the sixth inning in a 5-2 South Carolina win over Kentucky in Columbia.  
**Opponent:** 5/10/2015 - Logan Nottebrok and Jonathan Moroney hit consecutive home runs in the sixth inning in a 8-7 Texas A&M loss to South Carolina in College Station.

**Three Consecutive Home Runs**

**South Carolina:** 6/10/2006 – Neil Giesler, Justin Smoak, Phil Disher, Andrew Crisp and Robbie Grinestaff hit consecutive home runs in a 15-6 South Carolina win over Georgia in the NCAA Super Regional at Athens.  
**Opponent:** N/A

**Four Consecutive Home Runs**

**South Carolina:** 6/10/2006 – Neil Giesler, Justin Smoak, Phil Disher, Andrew Crisp and Robbie Grinestaff hit consecutive home runs in a 15-6 South Carolina win over Georgia in the NCAA Super Regional at Athens.  
**Opponent:** Never.

**Five Consecutive Home Runs**

**South Carolina:** 6/10/2006 – Neil Giesler, Justin Smoak, Phil Disher, Andrew Crisp and Robbie Grinestaff hit consecutive home runs in a 15-6 South Carolina win over Georgia in the NCAA Super Regional at Athens.  
**Opponent:** Never.

**Grand Slam Home Run**

**South Carolina:** 5/17/2016 - DC Arendas hit a grand slam home run in the fifth inning of a 16-4 South Carolina win over The Citadel.  
**Opponent:** 5/3/2014 – Daniel Nichols hit a grand slam home run in the third inning of a 5-3 Georgia win over South Carolina in Athens.

**Two Home Run Inning**

**South Carolina:** 2/14/2004 – Kevin Melillo hit two home runs in the second inning as South Carolina defeated Charleston Southern 38-0 in Columbia.  
**Opponent:** Never.

**Two Home Run Game**

**South Carolina:** 5/15/2016 - Dom Thompson-Williams hit two home runs for South Carolina in a 10-7 South Carolina win over Texas A&M in Columbia.  
**Opponent:** 5/9/2015 - Birk and Melton each hit two home runs for Texas A&M in a 15-14 Texas A&M win over South Carolina in College Station.

**Three Home Run Game**

**South Carolina:** 4/15/2008 – Justin Smoak hit three home runs in a 14-4 South Carolina win vs. USC Upstate at Columbia.  
**Opponent:** 3/28/2009 - Gunner Glad hit three home runs in a 20-19 Kentucky loss to South Carolina in Lexington.

**Pinch Hit Home Run**

**South Carolina:** 6/5/2016 - Matt Williams hit a pinch hit solo home run in the ninth inning of a 23-2 South Carolina win over Rhode Island in Columbia.  
**Opponent:** 3/31/2012 - Connor Castellano hit a pinch hit solo home run in the eighth inning of a 12-4 Vanderbilt win over South Carolina in Nashville.

**Inside the Park Home Run**

**South Carolina:** 5/10/2009 – Whit Merrifield hit an inside the park home run in the seventh inning of a 15-6 South Carolina win over Tennessee in Knoxville.  
**Opponent:** 4/20/2005 – Tyler Colvin hit an inside the park home run in the third inning of a 7-5 Clemson win over South Carolina in Columbia.

**Triple Play**

**South Carolina:** 4/9/1999 – South Carolina recorded a triple play in an 8-1 loss to Georgia in Athens (3B Bryon Jeffcoat to C Marcos Rios to 2B Jay Lambert).  
**Opponent:** 5/27/1982 – West Virginia recorded a triple play in a 7-0 loss to South Carolina in the NCAA Regional Tournament in Columbia.

**Nine Inning Complete Game Shutout**

**South Carolina:** 6/1/2014 - Wil Crowe pitched a nine inning four-hit complete game shutout as South Carolina defeated Campbell 9-0 in 2014 Columbia Regional.  
**Opponent:** 3/2/2015 – Brody Koerner pitched a nine inning four-hit complete game shutout as Clemson defeated South Carolina 7-0 in Columbia.

**Extra Inning Complete Game Shutout**

**South Carolina:** – 4/25/2004 – Matt Campbell pitched a 10 inning complete game shutout, allowing three hits, as South Carolina defeated Alabama 1-0 in Columbia.  
**Opponent** -- N/A

**No Hit Game**

**South Carolina:** 2/24/2013 - Colby Holmes, Forrest Koumas and Josh Knab combined for a no-hitter as South Carolina defeated Albany 14-1 in Columbia.  
**Opponent:** -- 2/24/1990 – Brad Meyers pitched a no hit game as Northwestern defeated South Carolina 4-0 in Columbia.

**Hit For the Cycle**

**South Carolina:** 4/11/2015 – Kyle Martin went 4-for-4 to hit for the cycle in South Carolina's 12-5 loss to Florida in Gainesville.  
**Opponent:** 4/5/2003 – Aaron Hill had two singles, a double, triple and a home run as Louisiana State lost to South Carolina 8-5 in Baton Rouge.

CAROLINA GAMECOCKS

STAFF

PLAYER PROFILES

OPPONENTS

SEASON IN REVIEW

HISTORY & RECORDS

Baseball has 26 former players, coaches and support staff in the University of South Carolina Athletics Hall of Fame.

**EARL BASS (1989)**  
**Baseball • 1972-75**

Outstanding pitcher for the Gamecocks... compiled a won-loss record of 34-3, despite missing most of the 1973 season with an arm injury... first-team All-America selection in 1974 and 1975... had a 12-1 mark in 1974 and was 17-1 in 1975... he set a then national record by winning 23 consecutive games over two seasons, a feat that still ranks second... holds school records for shutouts (10), earned run average (1.34), and strikeouts (392)... runner-up in balloting for the Lefty Gomez Plate, symbolic of the top amateur baseball player in the United States, in 1975 when he pitched the Gamecocks to within one game of the NCAA championship at the College World Series in Omaha, Neb.

**RYAN BORDENICK (2016)**  
**Baseball • 1995-98**

Garnered first-team All-America accolades as a designated hitter/catcher in 1997 and second-team honors in 1998 ... first-team All-SEC selection ... posted a career-best .419 batting average in 1997 ... drove in 87 runs that season and scored 81, with 13 home runs ... held the highest career batting average for any four-year player in Gamecock history (.357) while totaling 211 career base hits at the time of his induction.

**KIP BOUKNIGHT (2007)**  
**Baseball • 1998-01**

Winngest pitcher in South Carolina history ... compiled a career record of 45-12 in a four-year span pitching a school record 482 innings and starting a school record 66 games ... also holds school records for strikeouts (457) and decisions (57) ... put together one of the greatest single-season years in college history in 2000 posting a 17-1 record to help lead the Gamecocks to a 56-10 record and a SEC Championship ... his 17 single-season wins is a school record and is tied for the most wins in a season by an SEC pitcher ... won the 2000 Golden Spikes Award presented by USA Baseball as the top amateur baseball player in the USA as well as being named a consensus All-America selection by the ABCA, Baseball America and Collegiate Baseball ... helped lead South Carolina to two straight NCAA Super Regional appearances in 2000 and 2001.

**CHRIS BOYLE (2013)**  
**Baseball • 1981-84**

Played in 208 career games in a four-year career. He tallied 224 career hits. He also recorded 198 career RBI, tied for second highest in school history as well as 43 career homers, sixth highest in school history. Catcher on two CWS squads in 1981 and 1982 as well as four NCAA regional teams.

**BOBBY BRYANT (1979)**  
**Football • 1964-66**  
**Baseball • 1965-67**

Named a first-team All-America as a defensive back in 1966 by the *New York Daily News* and by the *Detroit Sports Extra*... All-Atlantic Coast Conference in 1966... won the Anthony J. McKelvin Award in 1967 as the outstanding athlete in the ACC... holds the school record for the longest punt return (98 yards vs. N.C. State, 1966)... lettered in football in 1964-65-66, and lettered in baseball in 1965-66-67... played in the 1967 Hula Bowl... played pro football for the Minnesota Vikings of the NFL from 1968-81... was drafted by the New York Yankees and the Boston Red Sox in baseball... was the first pitcher at USC to strike out 100 batters in a season.

**MIKE COOK (2011)**  
**Baseball • 1983-85**

Put together one of the most successful single seasons in South Carolina baseball history ... as a junior, led the 1985 squad to the College World Series, posting a 16-2 record with a 1.91 ERA with 168 strikeouts in 141.0 innings, while allowing just 99 hits ... was the 1985 NCAA Regional MVP ... tied the single-season record for strikeouts and his 16 wins is one short of the school single-season record ...

was a first-team All-America selection by the coaches and Baseball America ... is one of only 10 players in school history to record 30 or more career victories with a 30-8 career mark ... his 313 career strikeouts is the seventh-highest in school history ... was a first round draft pick by the California Angels as the 19th player overall in the 1985 amateur draft.

**EARL DUNHAM (1997)**  
**Football • 1936-38**  
**Basketball • 1937**  
**Baseball • 1937-38**

Letterman in three different sports at Carolina... a Phi Beta Kappa honor society member... helped lead the Gamecocks to a combined 16-17-2 record his three football seasons... the Carolina baseball team was 17-13 in his two seasons while the Gamecock basketball squad was 13-7, 8-4 in the Southern Conference in 1937.

**WELDON B. "SARGE" FRYE (2003)**  
**Supervisor of Facilities • 1953-97**

Fixture at USC for half a century... began career at Carolina in 1953 after retiring as a master sergeant in the U.S. Army... decorated and wounded veteran of the D-Day invasion at Normandy... USC's baseball stadium is named Sarge Frye Field in his honor... was named National groundskeeper of the year in 1993 by American Baseball Coaches Association.

**BOB FULTON (1993)**  
**Voice of the Gamecocks • 1952-95**

Retired in 1995 after 43 years as the radio "Voice of the Gamecocks"... his tenure with the Gamecocks was the fourth-longest among NCAA Division I broadcasters with one school at the time of his retirement... selected eight times as the state of South Carolina's "Sportscaster of the Year"... also a member of the South Carolina Athletic Hall of Fame... winner of a Special Distinction award from the state athletic hall of fame... broadcast University of Arkansas football and basketball and Georgia Tech football (1965-66)... native of Ridley Park, Pa.

**JOHNNY GRAMLING (2000)**  
**Football • 1951-53**  
**Baseball • 1952-53**

South Carolina's first passer to surpass 2,000 career yards... passed for 2,007 yards and 18 touchdowns, both career records at the time... career high single game was 227 yards against Wake Forest in 1953... threw four touchdown passes in first half against Furman at Greenville in 1952... played professionally with Ottawa Roughriders of Canadian Football League in 1954... professional career was cut short by military service in Korean War... lettered two seasons as a pitcher on the Gamecock baseball team.

**JEFF GRANTZ (1985)**  
**Football • 1973-75**  
**Baseball • 1973-76**

Second-team All-America quarterback in 1975... one of only three Gamecocks with more than 5,000 yards of total offense in his career... ranks among the career leaders in virtually every passing category at South Carolina... led 1975 USC club to 7-5 record and Tangerine Bowl berth... co-captain of the 1975 squad... one of the more popular players to ever wear the Garnet and Black... outstanding shortstop and second baseman on Gamecock baseball teams... holds school fielding record for shortstops and second basemen... played on three NCAA playoff clubs, including the 1975 team that advanced to the finals of the College World Series... drafted by the NFL's Miami Dolphins.

**TATUM GRESSETTE (1993)**  
**Football • 1920-21**  
**Baseball • 1922**

Two-year letterman... his drop-kick field goal gave the Gamecocks a 3-0 win over Clemson in 1920... USC also shut out the Tigers in 1921 while he served as captain... played for Coach Sol Metzger... teams compiled a 10-5-2

mark during those years... lettered one season in baseball at first base and his brother Marion played centerfield... native of St. Matthews, S.C... until his death in 1997, he was the oldest living former Gamecock football captain.

**TIM LEWIS (2006)**  
**Baseball • 1973-76**

USC baseball pitcher from 1973-76... remains Carolina's winningest lefthander of all-time with a 36-6 career record... led the team with 108 innings pitched and 113 strikeouts in 1976... fanned 332 batters in his career in 333 innings of work.

**DAVID MARCHBANKS (2015)**  
**Baseball • 2001-03**

Marchbanks went 31-8 in a three-year career including a 15-3 mark in 2003 to earn SEC Pitcher of the Year honors ... Marchbanks was a 2003 first-team All-America selection by Baseball America, Collegiate Baseball and the National Collegiate Baseball Writers Association ... Marchbanks played on two College World Series teams in 2002 and 2003.

**DREW MEYER (2013)**  
**Baseball • 2000-02**

All-America shortstop in 2002 ... Holds school record for most hits in a season with 120 in 2002 ... Played on three NCAA regional teams as well as the 2002 CWS squad that finished as national runner-up ... The Gamecocks won SEC championships in both 2000 and 2002 when Meyer was on the squad ... He played in 209 career games with a school record 209 singles as well.

**LANDON POWELL (2014)**  
**Baseball • 2001-04**

Earned All-America honors as a catcher in 2004, and was twice voted All-SEC... Hit 44 home runs (5th all-time), 61 doubles (2nd all-time), and drove in 193 runs (4th all-time)... Powell had 265 base hits to also rank 4th all-time, and scored 176 runs in his Gamecock career... Defensively he holds the school single game, season, and career record for putouts... He also logged a record 65 assists in 2004 and collected 190 in his career.

**JIM PRICE (2005)**  
**Athletic Trainer • 1959-90**

Native of Jefferson, Texas... attended Lon Morris College and later the University of Texas... came to USC in 1959 as an athletic trainer... retired in 1990 after 31 years of service for the Gamecocks... served as a trainer for all sports until later in his career when he worked with the USC Olympic sports teams.

**TOM PRICE (2001)**  
**SID/ Assistant Athletics Director/Historian • 1962-2008**

A journalism graduate from 1951 who joined the USC athletics staff in 1962 after 11 years in wire service journalism... sports information director, 1962-1985... assistant athletics director, media relations 1985-92... historian-consultant 1992-2008... inducted into College Sports Information Directors of America Hall of Fame in 1981... honorary lifetime member USC Association of Lettermen 1982... COSIDA's highest honor, Arch Ward Award, 1993... service to Sports Award from South Carolina Athletic Hall of Fame 1992... former president National Collegiate Baseball Writers Association... Wilbur Snypp Award from NCBWA 1982 for promotion and service to college baseball... National Baseball Federation Media Award 1987... author of several books on Carolina football, basketball, baseball and other sports.

**JUNE RAINES (2000)**  
**Head Baseball Coach • 1977-96**

Won 763 games during 20-year head coaching career including 19 consecutive winning seasons... took the Gamecocks to the NCAA Championship Tournament 11 times and won four regional championships and four trips to the College World Series... finished second in the CWS his first season (1977)... other CWS competition in 1981-82-85... most wins of any Carolina baseball coach (763-380-2)... played

10 seasons of minor league baseball before entering Carolina as a 30-year-old freshman... earned bachelor and masters degrees while serving as assistant coach... worked as catching instructor, minor league manager four years with Phillies before returning to Carolina as head coach.

**BOBBY RICHARDSON (2004)**  
**Baseball • 1970-76**

Head baseball coach at USC from 1970-76, he helped put Carolina baseball on the map... won over 70 percent of his games as a coach... led USC to runner-up finish in the 1975 College World Series... standout second baseman on several New York Yankees World Champion teams.

**BILL ROGERS (1969)**  
**Football • 1924-26**  
**Baseball • 1925-27**  
**Basketball • 1925-27**

Earned nine letters while lettering in three varsity sports at USC from 1924-27... played football under Coach Branch Bocock from 1924-26... the team compiled a 20-10 record in those three seasons and had three straight winning campaigns... in basketball, scored 345 points in 47 career games... led USC to a 33-16 combined record on the hardwood... scored a career-high 23 points in a victory at Clemson... lettered three years in baseball under Coach Bocock.

**HANK SMALL (1991)**  
**Baseball • 1972-75**

First-team All-America in 1975... second-team All-America in 1974... power hitter who is second all-time for the Gamecocks in career home runs (48)... during his four-year career, South Carolina posted a record of 155-45-2... led the team to a 51-6-1 record in 1975 and a runner-up finish to Texas in the College World Series... five-year career in the minor leagues that culminated in 1978 with 25 home runs, 101 RBI, and a .289 batting average.

**JUSTIN SMOAK (2016)**  
**Baseball • 2006-08**

Concluded his three-year career at South Carolina as one of the greatest offensive players in school history ... two-time All-America recipient (2007-08) and a consensus selection in the nation at first base his junior season after he hit .383 with 23 HR and 72 RBI ... set school records for home runs (62), runs batted in (207), bases on balls (151) and total bases (485) ... fifth on the SEC career list for home runs and one of only seven players in SEC history to record 60 or more round trippers at the time of his induction ... started every game at first base for three straight years with 195 consecutive starts on the corner ... No. 11 overall pick in the first round of the 2008 MLB Draft by the Texas Rangers.

**ALFRED H. VON KOLNITZ (1967)**  
**Baseball/Football • 1911-13**

Earned four letters — two each in football (1911-12) and baseball (1912-13)... nickname was "Fritz"... played pro baseball for the Cincinnati Reds from 1914-16.

**GREG WARD (2015)**  
**Baseball • 1972-75**

Ward ranks third in career wins with the Garnet & Black with 34 and hurled 25 complete games, three more than any other Gamecock in a career ... He is fifth all-time in career strikeouts with 323 and once threw two complete games in a doubleheader sweep of Georgia Tech in 1973, the second game being a shutout ... Ward played on the 1975 Gamecock baseball team that was the first to punch a ticket to Omaha and the College World Series.

**MAC WHITE (2004)**  
**Baseball • 1991-94**

All-America baseball player in 1994, he was a two-time All-SEC selection... holds the school record for most hits and doubles... also holds the school mark for consecutive games played (236).

CAROLINA GAMECOCKS  
 STAFF  
 PLAYER PROFILES  
 OPPONENTS  
 SEASON IN REVIEW  
 HISTORY & RECORDS

Ray Tanner made a difference. In a 16-year career as head coach of the baseball program, South Carolina reached unprecedented heights. Tanner led South Carolina to back-to-back NCAA Division I Baseball Championships in 2010 and 2011 as well as a pair of national runner-up finishes, six College World Series appearances, three SEC championships, six SEC Eastern division titles, a SEC tournament crown. He went to 10 NCAA Super Regionals in 14 NCAA Tournament appearances as well.

Under the direction of Tanner, South Carolina's postseason success from 2010-2012 is arguably the greatest run in collegiate baseball history. In the three-year span, the Gamecocks established NCAA records with 22 consecutive postseason wins and 12 consecutive wins in the College World Series. The Gamecocks won the NCAA Division I Baseball Championship in 2010 and 2011 with a national runner-up finish in 2012. South Carolina's 30-4 (.882) record from 2010-2012 in the NCAA Tournament is the fifth best three-year postseason record in NCAA history.

"I want to thank all of my current players, my former players, my coaches and support staff that I've had in baseball for their dedication to me and this great university."

*Ray Tanner - July 13, 2012*



**2000 National Coach of the Year**  
**2010 National Coach of the Year**  
**2011 National Coach of the Year**

**1998 SEC Coach of the Year**  
**2000 SEC Coach of the Year**  
**2011 SEC Coach of the Year**

**Two National Player of the Year Honorees**

2000 (Kip Bouknight, P); 2011 (Michael Roth, P)

**Two SEC Boyd McWhorter Male Scholar-Athletes of the Year**

2002 (Trey Dyson, DH); 2012 (Michael Roth, P)

**Two SEC Player of the Year Honorees**

2000 (Kip Bouknight, P); 2002 (Yaron Peters, 1B)

**One SEC Pitcher of the Year Honoree**

2003 (David Marchbanks)

**South Carolina Superlatives Under Ray Tanner**

**Two NCAA Division I Baseball National Championships**  
 2010, 2011

**Two NCAA Division I Baseball National Runner-Ups**  
 2002, 2012

**Six NCAA College World Series Appearances**  
 2002, 2003, 2004, 2010, 2011, 2012

**10 NCAA Super Regionals**  
 2000, 2001, 2002, 2003, 2004, 2006, 2007, 2010, 2011, 2012

**14 NCAA Tournament Appearances**  
 1998, 2000, 2001, 2002, 2003, 2004, 2005, 2006, 2007, 2008, 2009, 2010, 2011, 2012

**Five 50-Win Seasons**  
 2000, 2002, 2004, 2010, 2011

**Three Southeastern Conference Championships**  
 2000, 2002, 2011

**Six SEC Eastern Division Championships**  
 1999, 2000, 2002, 2003, 2011, 2012

**One SEC Tournament Title**  
 2004

**Tanner Year-by-Year**

Ray Tanner coached 16 years at South Carolina. His winning percentage for the Gamecocks was .700 - the third highest winning percentage for a coach in Southeastern Conference history.

Year	Overall Record	SEC record	SEC East Finish	National Finish
1997	33-24	13-17	4th	NR
1998	44-18	19-10	2nd	16th
1999	35-23	15-15	1st	NR
2000	56-10	25-5	1st	4th
2001	49-20	17-13	3rd	12th
2002	57-18	21-8	1st	2nd
2003	45-22	19-11	1st	6th
2004	53-17	17-13	2nd	3rd
2005	41-23	16-14	2nd	23rd
2006	41-25	15-15	4th	12th
2007	46-20	17-13	2nd	10th
2008	40-23	15-15	5th	28th
2009	40-23	17-13	2nd	21st
2010	54-16	21-9	2nd	1st
2011	55-14	22-8	1st	1st
2012	49-20	18-11	1st	2nd
<b>Total</b>	<b>738-316</b>	<b>287-190</b>		
<b>(Pct.)</b>	<b>(.700)</b>	<b>(.602)</b>		

CAROLINA GAMECOCKS

STAFF

PLAYER PROFILES

OPPONENTS

SEASON IN REVIEW

HISTORY & RECORDS

INDIVIDUAL SINGLE GAME

<b>CAROLINA GAMECOCKS</b>	<b>Batting</b>		
	At bats:	7, (D. Hart, College of Charleston) ..... March 29, 2016 7, Kyle Martin vs. Florida ..... April 12, 2014	
	Runs scored:	4, LT Tolbert vs. Rhode Island ..... June 5, 2016 4, Dom Thompson-Williams vs. Texas A&M ..... May 15, 2016 4, Max Schrock vs. Bucknell ..... February 15, 2014 4, Christian Walker vs. Alabama ..... April 27, 2012 4, Christian Walker vs. USC Upstate ..... April 5, 2011 4, Scott Wingo vs. USC Upstate ..... April 5, 2011 4, Adrian Morales vs. College of Charleston ..... March 22, 2011 4, Jackie Bradley Jr. vs. Wofford ..... May 11, 2010 4, Whit Merrifield vs. Winthrop ..... May 5, 2010 4, Brady Thomas vs. Alabama ..... May 2, 2010 4, Scott Wingo vs. Presbyterian ..... March 3, 2010 4, (Steve Tinoco, Long Beach State) ..... March 8, 2009 4, Nick Ebert vs. Long Beach State ..... March 6, 2009	
	Hits:	5, Gene Cone vs. Missouri ..... April 24, 2016 5, Alex Destino vs. Clemson ..... March 4, 2016 5, (Madigan vs. Northeastern) ..... February 22, 2015 5, (Tony Kemp, Vanderbilt) ..... April 16, 2011 5, Christian Walker vs. USC Upstate ..... April 5, 2011 5, Kyle Enders vs. Alabama ..... May 2, 2010 5, Jackie Bradley Jr. vs. College of Charleston ..... April 14, 2009 5, (Steve Tinoco, Long Beach State) ..... March 8, 2009 8, Adam Matthews vs. College of Charleston ..... March 22, 2011	
	RBIs:	3, Alex Destino vs. College of Charleston ..... March 29, 2016 3, Evan Marzilli vs. Princeton ..... March 9, 2012 3, Adrian Morales vs. Kentucky ..... April 2, 2011 3, Parker Bangs vs. Alabama ..... May 1, 2010	
	Doubles:		
	Triples:	1, 81 times ..... (16 by opponents, 65 by South Carolina players)	
	Home runs:	3, (Steve Tinoco, Long Beach State) ..... March 8, 2009	
	Total bases:	14, (Steve Tinoco, Long Beach State) ..... March 8, 2009 4, John Jones vs. Penn State ..... February 27, 2016 4, Max Schrock vs. Bucknell ..... February 15, 2014 4, Scott Wingo vs. Auburn ..... May 1, 2011 4, (Chris McGuiness, The Citadel) ..... April 15, 2009 5, (Matt Cerione, Georgia) ..... May 15, 2009	
	Walks:		
<b>STAFF</b>	Strikeouts:		
	Sac hits:	2, 15 times ..... (eight by opponents, seven by South Carolina players)	
	Sac flies:	2, six times ..... (two by opponents, four by South Carolina players)	
	Stolen bases:	4, (Overton, Furman) ..... February 17, 2015	
	Hit by pitch:	2, 35 times ..... (15 by opponents, 20 by South Carolina players)	
	Runners LOB:	9, (Curt Casali, Vanderbilt) ..... April 16, 2011	
	<b>Fielding</b>		
	Putouts:	18, Kyle Enders vs. Valparaiso ..... March 10, 2010	
	Assists:	8, (Hughes, Penn State) ..... February 28, 2016 8, (Will Maddox, Tennessee) ..... March 28, 2014 8, Scott Wingo vs. CSU Bakersfield ..... March 12, 2011 3, (Peter Alonso, Florida) ..... April 13, 2014 3, Joey Pankake vs. Alabama ..... April 27, 2012 3, Brady Thomas vs. Arkansas ..... May 13, 2011	
	Errors:		
<b>PLAYER PROFILES</b>	Passed balls:	3, (J. Miller, USC Upstate) ..... May 4, 2016	
	<b>Pitching</b>		
	Innings pitched:	9.0, Tyler Johnson vs. UNCW ..... June 5, 2016 9.0, Jack Wynkoop vs. Vanderbilt ..... April 17, 2015 9.0, (Brady Koerner, Clemson) ..... March 2, 2015 9.0, Wil Crowe vs. Campbell ..... June 1, 2014 9.0, (Ryne Stanek, Arkansas) ..... March 23, 2013 9.0, Nolan Belcher vs. Clemson ..... March 3, 2013 9.0, (Kevin Gausman, LSU) ..... May 18, 2012 9.0, Blake Cooper vs. Ole Miss ..... April 16, 2010 9.0, Sam Dyson vs. Georgia ..... May 14, 2009 9.0, Blake Cooper vs. Vanderbilt ..... May 3, 2009 9.0, Sam Dyson vs. Auburn ..... April 17, 2009	
	Runs allowed:	10 Jordan Montgomery vs. Alabama ..... April 27, 2012 10, (Bryce Shafer, Valparaiso) ..... March 9, 2010 10, (Casey Lucchese, College of Charleston) ..... April 14, 2009	
	Earned runs:	9, (Maldonado, Southern Illinois) ..... February 25, 2011 9, (Will Weidig, Brown) ..... March 13, 2010 9, (Johnny Elms, Duquesne) ..... February 19, 2010 9, (Drew Hayes, Vanderbilt) ..... May 2, 2009 9, (Casey Lucchese, College of Charleston) ..... April 14, 2009 9, (Lawrence Anderson, Duquesne) ..... February 21, 2009	
	Walks allowed:	9, (Jared Walsh, Georgia) ..... March 27, 2015	
	Strikeouts:	13, Sam Dyson vs. Georgia ..... May 14, 2009	
	<b>OPONENTS</b>		
<b>SEASON IN REVIEW</b>			
<b>HISTORY &amp; RECORDS</b>			

INDIVIDUAL SINGLE GAME CONTINUED

Hits allowed:	12, (Dominic Taccolini, Arkansas) ..... March 28, 2016 12, (Grant Dayton, Auburn) ..... April 17, 2009 12, Blake Cooper vs. Vanderbilt ..... May 3, 2009
Doubles allowed:	5, (Grant Dayton, Auburn) ..... April 17, 2009
Triples allowed:	2, (Silvestri, Rhode Island) ..... June 5, 2016 2, Nolan Belcher vs. Liberty ..... February 27, 2013 2, (Tyler Topp, Long Beach State) ..... March 6, 2009
Homers allowed:	4, (McCready, Charleston Southern) ..... May 12, 2010 4, (Ken Monteith, Winthrop) ..... May 5, 2010
Wild pitches:	4, (Barss, Rhode Island) ..... June 5, 2016

INDIVIDUAL THREE-GAME SERIES

<b>Batting</b>	
At bats:	17 (Tyler Spoon, Arkansas) ..... March 22-24, 2013
Runs scored:	8, Joey Pankake vs. Bucknell ..... February 15-16, 2014 8, Max Schrock vs. Bucknell ..... February 15-16, 2014 10, Gene Cone vs. Missouri ..... April 22-24, 2016
Hits:	
RBIs:	10, four times, last John Jones vs. Penn State ..... February 26-28, 2016
Doubles:	4, Gene Cone vs. Missouri ..... April 22-24, 2016
Triples:	2, Dom Thompson-Williams vs. Arkansas ..... March 18-20
Home runs:	4, Nick Ebert vs. Georgia ..... May 14-16, 2009
Total bases:	17, LB Dantzler vs. Albany ..... February 23-24, 2013 17, Nick Ebert vs. Georgia ..... May 14-16, 2009 17, DeAngelo Mack vs. Vanderbilt ..... May 1-3, 2009
Walks:	6, three times, last John Jones vs. Penn State ..... February 26-28, 2016
Strikeouts:	8, Alex Destino vs. LSU ..... May 14-16, 2015
Sac hits:	2, many times ..... (eight by opponents, seven by South Carolina players)
Sac flies:	2, five times, last Graham Saiko vs. Georgia ..... May 10-12, 2013
Stolen bases:	3, Max Schrock vs. Kentucky ..... April 19-21, 2013 3, Graham Saiko vs. Rider ..... March 8-10, 2013 3, Max Schrock vs. Albany ..... February 23-24, 2013
Hit by pitch:	4, (Braden Kapteyn, Kentucky) ..... April 1-3, 2011

<b>Fielding</b>	
Putouts:	36, Kyle Martin vs. Tennessee ..... March 28-30, 2014
Assists:	14, Max Schrock vs. Rider ..... March 8-10, 2013
Errors:	5, Jordan Gore vs. Kentucky ..... March 13-15, 2015

INDIVIDUAL SEASON

<b>Batting</b>	
At bats:	164, Kyle Martin ..... 2014
Runs scored:	45, Whit Merrifield ..... 2010
Hits:	57, Christian Walker ..... 2011
RBIs:	44, Alex Destino ..... 2016
Doubles:	13, Adrian Morales ..... 2011
Triples:	5, Elliott Caldwell ..... 2015
Home runs:	17, Nick Ebert ..... 2009
Total bases:	98, DeAngelo Mack ..... 2009
Walks:	31, Scott Wingo ..... 2011 31, Nick Ebert ..... 2009
Strikeouts:	39, Evan Marzilli ..... 2011
Sac hits:	7, Peter Mooney ..... 2011 7, Adrian Morales ..... 2010 7, Scott Wingo ..... 2009
Sac flies:	7, Graham Saiko ..... 2013
Stolen bases:	15, Tanner English ..... 2014
Hit by pitch:	15, Jonah Bride ..... 2016

<b>Fielding</b>	
Putouts:	374, Kyle Martin ..... 2014
Assists:	127, Scott Wingo ..... 2011
Errors:	12, Max Schrock ..... 2015 12, Joey Pankake ..... 2012

<b>Pitching</b>	
Wins:	8, Michael Roth ..... 2011
Losses:	3, Clarke Schmidt ..... 2016 3, Cody Mincey ..... 2015 3, Nolan Belcher ..... 2013 3, Sam Dyson ..... 2010
Appearances:	26, John Taylor ..... 2011
Games Started:	11, Clarke Schmidt ..... 2016 11, Michael Roth ..... 2011
Complete Games:	2, Sam Dyson ..... 2009
Saves:	12, Matt Price ..... 2011
Innings Pitched:	78.0, Michael Roth ..... 2011
Walks:	29, Braden Webb ..... 2016
Strikeouts:	82, Clarke Schmidt ..... 2016

TEAM SINGLE GAME

<b>Batting</b>		
At bats:	52, vs. Tennessee.....	March 28-29, 2014
Runs scored:	24, vs. College of Charleston.....	March 22, 2011
Hits:	25, vs. Alabama.....	May 2, 2010
RBI:	24, vs. College of Charleston.....	March 22, 2011
Doubles:	8, vs. Presbyterian.....	March 3, 2010
Triples:	2, vs. USC Upstate.....	March 12, 2013
	2, vs. Long Beach State.....	March 6, 2009
Home runs:	7, vs. Winthrop.....	May 5, 2010
Total bases:	44, vs. Alabama.....	May 2, 2010
Walks:	15, vs. Georgia.....	March 27, 2015
Strikeouts:	18, (Valparaiso).....	March 10, 2010
Sac hits:	5, vs. Texas A&M.....	May 15, 2016
Sac flies:	4, vs. Georgia.....	March 29, 2015
Stolen bases:	6, vs. Davidson.....	March 16, 2016
	6, vs. Furman.....	March 9, 2016
Hit by pitch:	7, (Wofford).....	March 11, 2009
Runners LOB:	17 vs. Tennessee.....	April 7, 2012
Hit into DP:	4, vs. Presbyterian.....	May 14, 2013
	4, vs. Kentucky.....	April 21, 2013
	4, (Brown).....	March 13, 2010
	4, (Auburn).....	April 19, 2009
<b>Fielding</b>		
Putouts:	42, vs. Tennessee.....	March 28, 2014
Assists:	19, vs. Connecticut.....	June 11, 2011
	19, vs. Alabama.....	April 30, 2010
Errors:	5, (Charleston Southern).....	March 11, 2016
	5, (Florida).....	April 13, 2014
	5, (Liberty).....	June 1, 2013
	5, (Elon).....	February 24, 2012
	5, vs. Arkansas.....	May 13, 2011
	5, vs. Georgia.....	March 18, 2011
	5, (Brown).....	March 13, 2010
Passed Balls:	3, (USC Upstate).....	May 4, 2016
DPs turned:	4, (Presbyterian).....	May 14, 2013
	4, (Kentucky).....	April 21, 2013
	4, vs. Brown.....	March 13, 2010
	4, vs. Auburn.....	April 19, 2009
Wild pitches:	6, (Rhode Island).....	June 5, 2016
<b>Miscellaneous</b>		
Largest Victory:	21 runs - South Carolina 23, Rhode Island 2.....	June 5, 2016
Longest Game:	14 innings - South Carolina 3, Tennessee 2.....	March 28-29/2014
Most Runs/Inning:	10 runs, 3rd Inning vs. Valparaiso.....	March 9, 2010

TEAM THREE-GAME SERIES

<b>Batting</b>		
At bats:	126, vs. Tennessee.....	March 30, 2014
Runs scored:	41, vs. Bucknell.....	February 15-16, 2014
Hits:	47, vs. Alabama.....	April 30-May 2, 2010
RBI:	35, vs. Bucknell.....	February 15-16, 2014
Doubles:	12, vs. Alabama.....	April 30-May 2, 2010
Triples:	3, vs. Mississippi State.....	April 13-15, 2012
	3, vs. Long Beach State.....	March 6-8, 2009
Home runs:	10, vs. Long Beach State.....	March 6-8, 2009
	10, vs. Vanderbilt.....	May 1-3, 2009
Total bases:	88, vs. Alabama.....	April 30-May 2, 2010
Walks:	28, vs. Georgia.....	March 27-29, 2015
Strikeouts:	39 (Georgia).....	March 27-29, 2015
Sac hits:	6, vs. Tennessee.....	April 6-8, 2012
	6, vs. Santa Clara.....	February 18-20, 2011
	6, vs. Brown.....	March 12-14, 2010
Sac flies:	6, (LSU).....	March 20-22, 2009
Stolen bases:	9, (Arkansas).....	May 13-15, 2011
Hit by pitch:	8, (Kentucky).....	April 1-3, 2011
	8, vs. Duquesne.....	February 19-21, 2010
<b>Fielding</b>		
Putouts:	96, vs. Tennessee.....	March 28-30, 2014
Assists:	40, vs. Tennessee.....	March 28-30, 2014
Errors:	9, (Brown).....	March 12-14, 2010

INDIVIDUAL SEASON

<b>Batting</b>		
At bats:	1,380.....	2016
Runs scored:	315.....	2010
Hits:	425.....	2014
RBI:	300.....	2010
Doubles:	85.....	2011
Triples:	13.....	2012
Home runs:	69.....	2010
Total bases:	723.....	2010
Walks:	197.....	2011
Strikeouts:	261.....	2012
Sac hits:	38.....	2011
Sac flies:	26.....	2013
Stolen bases:	55.....	2016
Hit by pitch:	51.....	2016
	51.....	2010
<b>Fielding</b>		
Putouts:	1,134.....	2014
Assists:	426.....	2014
Errors:	48.....	2015

Pitching

Wins:	36.....	2011
Losses:	11.....	2015
Games:	41.....	2016
	41.....	2014
Best Winning Pct.	.900.....	2011
Complete Games:	3.....	2009
Saves:	18.....	2012
Innings Pitched:	378.0.....	2014
Walks:	128.....	2009
Strikeouts:	401.....	2016

SEASON ATTENDANCE TOTALS

Single Season Attendance Marks at Carolina Stadium

305,564	41 dates (avg. 7,452).....	2014
297,279	40 dates (avg. 7,431).....	2011
295,389	39 dates (avg. 7,574).....	2012
293,677	41 dates (avg. 7,162).....	2016
260,605	35 dates (avg. 7,445).....	2013
250,057	34 dates (avg. 7,354).....	2015
241,582	36 dates (avg. 6,710).....	2010
231,360	34 dates (avg. 6,804).....	2009

CAROLINA GAMECOCKS

STAFF

PLAYER PROFILES

OPPONENTS

SEASON IN REVIEW

HISTORY & RECORDS

CAROLINA GAMECOCKS

FOUNDERS PARK FIRSTS

**First Pitch** - South Carolina right-hander Sam Dyson threw a strike swinging to Duquesne's Bill Torre in the inaugural opener. (2/21/09)

**First Out** - South Carolina right-hander Sam Dyson struck out Duquesne's Bill Torre in the top of the first inning in the inaugural opener. (2/21/09)

**First Strikeout** - South Carolina right-hander Sam Dyson struck out Duquesne's Bill Torre in the top of the first inning in the inaugural opener. (2/21/09)

**First Walk** - South Carolina center fielder Whit Merrifield walked in the bottom of the first inning against Duquesne pitcher Gary Pierpont in the inaugural opener. (2/21/09)

**First Stolen Base** - South Carolina center fielder Whit Merrifield stole second base in the bottom of the first inning against Duquesne in the inaugural opener. (2/21/09)

STAFF

**First Base Hit** - South Carolina designated hitter Parker Bangs hit a two-out RBI base hit to left field to score Whit Merrifield in the bottom of the first inning against Duquesne in the inaugural opener. (2/21/09)

**First RBI and Run Scored** - South Carolina designated hitter Parker Bangs hit a two-out RBI base hit to left field to score Whit Merrifield in the bottom of the first inning against Duquesne in the inaugural opener. (2/21/09)

**First Double** - Duquesne's Mark Caroll hit a double off South Carolina's Sam Dyson in the top of the fourth inning of the inaugural opener. (2/21/09)

**First Sacrifice Fly** - South Carolina's Parker Bangs recorded a sacrifice fly in the bottom of the fourth inning vs. Duquesne in the inaugural opener. (2/21/09)

**First Home Run** - South Carolina outfielder DeAngelo Mack hit a three-run homer in the bottom of the fourth inning to center field in the 13-0 win vs. Duquesne in the inaugural opener. (2/21/09)

**First Shutout** - South Carolina defeated Duquesne 13-0 in the inaugural opener. (2/21/09)

**First Triple** - South Carolina outfielder DeAngelo Mack tripled in the bottom of the eighth inning in a 6-4 win over Charleston Southern. (3/4/09)

**First Grand Slam** - South Carolina shortstop Bobby Haney hit a grand slam home run in a 20-6 win over College of Charleston. (4/14/09)

PLAYER PROFILES

OPPONENTS

LARGEST SINGLE GAME CROWDS AT FOUNDERS PARK

Single-Game Sellouts at Founders Park (48 all-time)

8,242	vs. Texas A&M	May 14, 2016 (L, 5-2)
8,242	vs. Florida	April 29, 2016 (W, 2-1)
8,242	vs. Tennessee	April 9, 2016 (W, 7-4)
8,242	vs. College of Charleston	March 29, 2016 (L, 6-5, 13 inn.)
8,242	vs. Clemson	March 4, 2016 (W, 8-1)
8,242	vs. LSU	May 16, 2015 (L, 8-1)
8,242	vs. LSU	May 15, 2015 (L, 9-2)
8,242	vs. Vanderbilt	April 18, 2015 (W, 3-2)
8,242	vs. Georgia	March 28, 2015 (L, 4-3)
8,242	vs. Clemson	March 2, 2015 (L, 11-4)
8,242	vs. Alabama	April 26, 2014 (L, 2-1)
8,242	vs. Alabama	April 25, 2014 (W, 9-3)
8,242	vs. Florida	April 13, 2014 (L, 6-5)
8,242	vs. Florida	April 12, 2014 (L, 4-3, 13 inn.)
8,242	vs. Florida	April 11, 2014 (W, 4-1)
8,242	vs. Tennessee	March 30, 2014 (W, 8-0)
8,242	vs. Clemson	February 28, 2014 (W, 9-6)
8,242	vs. Eastern Kentucky	February 22, 2014 (W, 2-0)
8,242	vs. Georgia	May 11, 2013 (W, 8-3)
8,242	vs. Texas A&M	March 30, 2013 (W, 6-3)
8,242	vs. Clemson	March 3, 2013 (W, 8-0)
8,242	vs. Liberty	February 15, 2013 (W, 4-3)
8,242	vs. Oklahoma	June 10-11, 2012 (W, 5-1)
8,242	vs. Oklahoma	June 9, 2012 (W, 5-0)
8,242	vs. Clemson	June 3, 2012 (W, 4-3)
8,242	vs. Clemson	June 2, 2012 (W, 5-4, 12 inn.)
8,242	vs. LSU	May 19, 2012 (L, 3-2, 10 inn.)
8,242	vs. LSU	May 18, 2012 (W, 5-4)
8,242	vs. Alabama	April 28, 2012 (W, 9-1)
8,242	vs. Alabama	April 27, 2012 (W, 12-11)
8,242	vs. Mississippi State	April 14, 2012 (W, 5-3)
8,242	vs. Tennessee	April 6, 2012 (L, 5-4)
8,242	vs. Florida	March 24, 2012 (L, 5-4)
8,242	vs. Florida	March 23, 2012 (L, 8-2)
8,242	vs. Florida	March 22, 2012 (W, 9-3)
8,242	vs. Clemson	March 3, 2012 (W, 9-6)
8,242	vs. VMI	February 17, 2012 (W, 2-1)
8,242	vs. Connecticut (NCAA Super Regional)	June 12, 2011 (W, 8-2)
8,242	vs. Connecticut (NCAA Super Regional)	June 11, 2011 (W, 5-1)
8,242	vs. Auburn	April 30, 2011 (W, 10-2)
8,242	vs. Vanderbilt	April 17, 2011 (W, 5-3)
8,242	vs. Vanderbilt	April 16, 2011 (L, 6-4)
8,242	vs. Vanderbilt	April 15, 2011 (W, 3-1)
8,242	vs. Kentucky	April 2, 2011 (W, 4-3, 10 inn.)
8,242	vs. Clemson	March 4, 2011 (W, 6-3)
8,242	vs. Santa Clara	February 19, 2011 (W, 2-1)
8,242	vs. Santa Clara	February 18, 2011 (W, 12-5)
8,242	vs. Florida	May 21, 2010 (L, 5-2)

South Carolina All-Time record in sellouts (33-15 (.688))

HOME ATTENDANCE FIGURES

Year	Dates	Total	Average
<b>Founders Park (park formerly known as Carolina Stadium 2009-15)</b>			
2016	41	293,677	7,162
2015	34	250,057	7,354
2014	41	305,564	7,452
2013	35	260,605	7,445
2012	39	295,389	7,574
2011	40	297,279	7,431
2010	36	241,582	6,710
2009	34	231,360	6,804
<b>Sarge Frye Field</b>			
2008	35	167,393	4,782
2007	32	159,545	4,985
2006	35	133,652	3,818
2005	33	112,984	3,423
2004	41	159,142	3,881
2003	35	105,220	3,086
2002	41	151,521	3,695
2001	37	145,616	3,935
2000	41	134,207	3,273
1999	35	57,829	1,652
1998	38	54,416	1,424
1997	36	41,197	1,153
1996	26	34,657	1,333
1995	32	37,351	1,167
1994	35	55,572	1,588
1993	32	47,439	1,482
1992	25	41,251	1,650
1991	30	41,780	1,393
1990	30	44,026	1,468
1989	31	38,049	1,227
1988	28	48,232	1,786
1987	33	55,968	1,696
1986	29	43,375	1,496
1985	37	84,000	2,270
1984	29	38,550	1,329
1983	24	37,100	1,546
1982	35	87,350	2,496
1981	33	76,432	2,316
<b>Sarge Frye Field was officially named on May 11, 1980</b>			
1980	26	67,650	2,602
1979	33	71,000	2,152
1978	28	37,550	1,341
1977	30	52,400	1,747

Attendance figures began to be recorded in 1977. Dates does not always reflect games played.

Sarge Frye Field Attendance Totals

32 seasons 1,045 2,462,454 2,356

Founders Park Attendance Totals

Seven seasons 264 1,881,836 7,128

South Carolina's Home Record at Founders Park

2009	26-9	.743
2010	30-6	.833
2011	36-4	.900
2012	32-7	.821
2013	31-6	.838
2014	34-7	.829
2015	25-11	.694
2016	34-7	.829
<b>Total</b>	<b>248-57</b>	<b>.813</b>

South Carolina owns an 22-5 (.815) postseason record at Founders Park. The Gamecocks are 64-13 (.831) all-time in postseason home games in Columbia, S.C.

SEASON IN REVIEW

HISTORY & RECORDS





Reese Havens celebrates as he circles the bases after his two-run homer in the bottom of the 9th inning to win the game vs. Tennessee.



Gamecock players and fans celebrate after Havens connects with the game-winning home run in the final game at Sarge Frye Field.

**May 17, 2008  
South Carolina 10  
Tennessee 8**

On an emotional final day at Sarge Frye Field and with an SEC Tournament berth on the line, South Carolina shortstop Reese Havens launched a two-run homer in the bottom of the ninth inning to lift the Gamecocks to a 10-8 win over Tennessee in the final regular season game of the season.

The see-saw affair in the rubber game of the series was full of dramatics with the Vols rallying twice from deficits to tie the Gamecocks before Havens' heroics in the bottom of the ninth inning. South Carolina led 8-5 going into the ninth inning when Tennessee mounted its comeback. Shawn Griffin led off with a single and Cody Brown walked to give the Vols a pair of runners with no outs. With one out and the count 0-1 to Jeff Lockwood, Gamecock reliever Brandon Todd threw a fastball down the outer edge of the plate that Lockwood lifted to left field and it just stayed fair for a home run to tie the game at 8-8. The magic then crept from the Tennessee dugout to the first base dugout on the Carolina side for the bottom of the ninth inning. Gamecock outfielder Harley Lail blooped a single into center field to lead off the frame followed by a sacrifice bunt from Scott Wingo. Havens then worked the count against left-handed reliever Joey Rosas to 2-2 before delivering a drive to right center for his 16th homer of the year and creating a wild frenzy inside Sarge Frye Field.

Todd, who battled and got the Gamecocks out of a jam in the seventh inning in a key situation, earned the win and is 3-1 on the year. He went 2.2 innings and struck out two to pick up the victory. Rosas suffered the loss and is 4-3 on the year. He allowed two runs on two hits in 0.2 innings pitched.

South Carolina outit Tennessee 16-11 on the afternoon with James Darnell finishing 4-for-5 with a homer and five RBI. Havens went 2-for-4 with three runs and three RBI and Justin Smoak reached base all five times with a 3-for-3 performance with three runs scored. Harley Lail and Scott Wingo also had two hits on the afternoon. Tennessee was led by Kentrail Davis, Shawn Griffin, Jeff Lockwood and Yan Gomes who all had two hits apiece for the Vols.

Tennessee went ahead first in the game with a run in the first inning as Griffin delivered a two-out solo home run to left center off of Gamecock starter Blake Cooper. The Gamecocks came back in the bottom half with two runs though and took a 2-1 lead as Smoak and Darnell tallied consecutive RBI doubles. That lead increased to 3-1 in the third inning as Lail had a two-out RBI infield single to score Justin Smoak. Tennessee would tie the game at 3-3 in the fifth inning as Brown delivered with a two-run single scoring a run.

Both teams received solid efforts out of their starting pitchers as Cooper and Tennessee starter Ty'Relle Harris kept the offenses at bay through the first half of the game.

Carolina would get to Harris in the sixth inning with four runs to go ahead 7-3. Havens drove in a run on a long fly ball to right center that almost went out and was dropped by right fielder Josh Liles along with a three-run homer from Darnell. The Vols would creep to within two runs though in the top of the seventh inning and knocked Cooper from the game. Liles singled to score a run and Lima was hit by pitch with the bases loaded. Todd however limited the damage with a strikeout against Lockwood followed by a groundout to shortstop to keep Tennessee behind by two runs. Carolina scored a run in the eighth inning on a RBI single by Darnell.

CAROLINA GAMECOCKS

STAFF

PLAYER PROFILES

OPPONENTS

SEASON IN REVIEW

HISTORY & RECORDS

CAROLINA GAMECOCKS

STAFF

PLAYER PROFILES

OPPONENTS

SEASON IN REVIEW

HISTORY & RECORDS

NCAA TOURNAMENT RECORD

(includes College World Series)

Year Won Lost Pct.

2016	4	3	.571
2014	2	2	.500
2013	4	2	.667
2012	9	3	.750
2011	10	0	1.000
2010	11	1	.917
2009	2	2	.500
2008	2	2	.500
2007	4	2	.667
2006	4	3	.571
2005	3	2	.600
2004	8	2	.800
2003	6	2	.750
2002	9	4	.692
2001	5	3	.625
2000	4	2	.667
1998	2	2	.500
1993	1	2	.333
1992	2	2	.500
1988	3	2	.600
1986	1	2	.333
1985	4	2	.667
1984	2	2	.500
1983	0	2	.000
1982	4	2	.667
1981	5	2	.714
1980	2	2	.500
1977	7	3	.700
1976	1	2	.333
1975	7	2	.778
1974	4	2	.667
Totals	132	67	.663

COLLEGE WORLD SERIES RECORD

Year Won Lost Pct.

2012	4	3	.571
2011	5	0	1.000
2010	6	1	.857
2004	3	2	.600
2003	1	2	.333
2002	4	2	.667
1985	0	2	.000
1982	0	2	.000
1981	2	2	.500
1977	3	2	.600
1975	4	2	.667
Totals	32	20	.615

2016

NCAA Super Regional at Columbia, S.C.

Won 0, Lost 2

Oklahoma State def. South Carolina	5-1
Oklahoma State def. South Carolina	3-1
NCAA Regional at Columbia, S.C.	
Won 4, Lost 1 (Finished 1st)	
Rhode Island def. South Carolina	5-4
South Carolina def. Duke	4-2
South Carolina def. Rhode Island	23-2
South Carolina def. UNCW	10-1
South Carolina def. UNCW	10-5

2014

NCAA Regional at Columbia, S.C.

Won 2, Lost 2 (Finished 2nd)

South Carolina def. Campbell	5-2
Maryland def. South Carolina	4-3
South Carolina def. Campbell	9-0
Maryland def. South Carolina	10-1

2013

NCAA Super Regional at Chapel Hill, N.C.

Won 1, Lost 2

North Carolina def. South Carolina	6-5
South Carolina def. North Carolina	8-0
North Carolina def. South Carolina	5-4
NCAA Regional at Columbia, S.C.	
Won 3, Lost 0 (Finished 1st)	
South Carolina def. Saint Louis	7-3
South Carolina def. Liberty	19-3
South Carolina def. Liberty	6-4

2012

College World Series at Omaha, Neb.

Won 4, Lost 3 (Finished 2nd)

South Carolina def. Florida	7-3
Arkansas def. South Carolina	2-1
South Carolina def. Kent State	4-2
South Carolina def. Arkansas	2-0
South Carolina def. Arkansas	3-2
Championship Series	
Arizona def. South Carolina	5-1
Arizona def. South Carolina	4-1

NCAA Super Regional at Columbia, S.C.

Won 2, Lost 0

South Carolina def. Oklahoma	W, 5-0
South Carolina def. Oklahoma	W, 5-1
NCAA Regional at Columbia, S.C.	
Won 3, Lost 0 (Finished 1st)	
South Carolina def. Manhattan	7-0
South Carolina def. Clemson	5-4 (12 inn.)
South Carolina def. Clemson	4-3

2011

College World Series at Omaha, Neb.

Won 5, Lost 0

(Won National Championship)	
South Carolina def. Texas A&M	5-4
South Carolina def. Virginia	7-1
South Carolina def. Virginia	3-2 (13 inn.)
Championship Series	
South Carolina def. Florida	W, 2-1 (11 inn.)
South Carolina def. Florida	W, 5-2

NCAA Super Regional at Columbia, S.C.

Won 2, Lost 0

South Carolina def. Connecticut	W, 5-1
South Carolina def. Connecticut	W, 8-2
NCAA Regional at Columbia, S.C.	
Won 3, Lost 0 (Finished 1st)	
South Carolina def. Georgia Southern	W, 2-1
South Carolina def. Stetson	W, 11-5
South Carolina def. Stetson	W, 8-2



2010

College World Series at Omaha, Neb.

Won 6, Lost 1

(Won National Championship)	
Oklahoma def. South Carolina	4-3
South Carolina def. Arizona State	11-4
South Carolina def. Oklahoma	3-2 (12 inn.)
South Carolina def. Clemson	5-1
South Carolina def. Clemson	4-3

Championship Series

South Carolina def. UCLA	7-1
South Carolina def. UCLA	2-1 (11 inn.)

NCAA Super Regional at Myrtle Beach, S.C.

Won 2, Lost 0

South Carolina def. Coastal Carolina	4-3
South Carolina def. Coastal Carolina	10-9
NCAA Regional at Columbia, S.C.	
Won 3, Lost 0 (Finished 1st)	
South Carolina def. Bucknell	9-5
South Carolina def. The Citadel	9-4
South Carolina def. Virginia Tech	10-2

2009

NCAA Regional at Greenville, N.C.

Won 2, Lost 2 (Finished 2nd)

South Carolina def. George Mason	11-3
South Carolina def. East Carolina	12-2
East Carolina def. South Carolina	8-6
East Carolina def. South Carolina	10-9 (10 inn.)

2008

NCAA Regional at Raleigh, N.C.

Won 2, Lost 2 (Finished 2nd)

South Carolina def. Charlotte	15-8
NC State def. South Carolina	5-4
South Carolina def. James Madison	7-5
NC State def. South Carolina	2-1

2007

NCAA Super Regional at Chapel Hill, N.C.

Won 1, Lost 2

North Carolina def. South Carolina	9-6
South Carolina def. North Carolina	8-6
North Carolina def. South Carolina	9-4
NCAA Regional at Columbia, S.C.	
Won 3, Lost 0 (Finished 1st)	
South Carolina def. Wofford	9-1
South Carolina def. Charlotte	12-8
South Carolina def. Charlotte	11-6

2006

NCAA Super Regional at Athens, Ga.

Won 1, Lost 2

South Carolina def. Georgia	15-6
Georgia def. South Carolina	11-5
Georgia def. South Carolina	11-6
NCAA Regional at Charlottesville, Va.	
Won 3, Lost 1 (Finished 1st)	
South Carolina def. Evansville	4-2
South Carolina def. Virginia	8-2
Evansville def. South Carolina	15-5
South Carolina def. Evansville	5-1

2005

NCAA Regional at Atlanta, Ga.

Won 3, Lost 2 (Finished 2nd)

South Carolina def. Michigan	6-5
Georgia Tech def. South Carolina	10-2
South Carolina def. Michigan	4-3
South Carolina def. Georgia Tech	8-3
Georgia Tech def. South Carolina	5-0

2004

College World Series at Omaha, Neb.

Won 3, Lost 2 (Finished T3rd)

Cal State Fullerton def. South Carolina	2-0
South Carolina def. LSU	15-4
South Carolina def. Miami (Fla.)	15-11
South Carolina def. Cal State Fullerton	5-3
Cal State Fullerton def. South Carolina	4-0
NCAA Super Regional at Columbia, S.C.	
Won 2, Lost 0	
South Carolina def. East Carolina	4-2
South Carolina def. East Carolina	5-3
NCAA Regional at Columbia, S.C.	
Won 3, Lost 0 (Finished 1st)	
South Carolina def. The Citadel	12-4
South Carolina def. North Carolina	5-2
South Carolina def. North Carolina	7-6

2003

College World Series at Omaha, Neb.

Won 1, Lost 2 (Finished T5th)

Stanford def. South Carolina	8-0
South Carolina def. LSU	11-10
Stanford def. South Carolina	13-6
NCAA Super Regional at Columbia, S.C.	
Won 2, Lost 0	

South Carolina def. North Carolina 5-4

South Carolina def. North Carolina 14-4

NCAA Regional at Atlanta, Ga.

Won 3, Lost 0 (Finished 1st)

South Carolina def. East Carolina	4-0
South Carolina def. Stetson	7-2
South Carolina def. Stetson	9-3

2002

College World Series at Omaha, NE

Won 4, Lost 2 (Finished 2nd)

Georgia Tech def. South Carolina	11-0
South Carolina def. Nebraska	10-8
South Carolina def. Georgia Tech	9-5
South Carolina def. Clemson	12-4
South Carolina def. Clemson	10-2
Texas def. South Carolina	12-6

NCAA Super Regional at Columbia, S.C.

Won 2, Lost 1

South Carolina def. Miami (Fla.)	10-7
Miami (Fla.) def. South Carolina	5-2
South Carolina def. Miami (Fla.)	6-4
NCAA Regional at Columbia, S.C.	
Won 3, Lost 1 (Finished 1st)	
South Carolina def. Va. Commonwealth	6-3
South Carolina def. North Carolina	9-6
North Carolina def. South Carolina	8-4
South Carolina def. North Carolina	3-1

**2001**  
**NCAA Super Regional at Palo Alto, Calif.**  
**Won 1, Lost 2**  
 Stanford def. South Carolina 11-1  
 South Carolina def. Stanford 4-3  
 Stanford def. South Carolina 3-2

**NCAA Regional at Columbia, S.C.**  
**Won 4, Lost 1 (Finished 1st)**  
 South Carolina def. The Citadel 16-0  
 Central Florida def. South Carolina 8-6  
 South Carolina def. Princeton 11-7  
 South Carolina def. Central Florida 9-7  
 South Carolina def. Central Florida 5-2

**2000**  
**NCAA Super Regional at Columbia, S.C.**  
**Won 1, Lost 2**  
 South Carolina def. La-Lafayette 6-3  
 La.-Lafayette def. South Carolina 7-1  
 La.-Lafayette def. South Carolina 3-2  
**NCAA Regional at Columbia, S.C.**  
**Won 3, Lost 0 (Finished 1st)**  
 South Carolina def. Liberty 6-4  
 South Carolina def. Wake Forest 6-1  
 South Carolina def. Wake Forest 8-4

**1998**  
**Atlantic Region Tournament at Coral Gables, Fla.**  
**Won 2, Lost 2 (Finished 3rd)**  
 South Carolina def. Florida International 21-9  
 South Carolina def. Texas Tech 9-8  
 Miami (Fl.) def. South Carolina 14-2  
 North Carolina def. South Carolina 4-2

**1993**  
**Atlantic Region Tournament at Atlanta, Ga.**  
**Won 1, Lost 2 (Finished 4th)**  
 South Carolina def. East Carolina 6-5  
 Wichita State def. South Carolina 3-2  
 Georgia Tech def. South Carolina 12-0

**1992**  
**Atlantic Region Tournament at Coral Gables, Fla.**  
**Won 2, Lost 2 (Finished 3rd)**  
 South Carolina def. Notre Dame 5-1  
 South Carolina def. N.C. State 9-6  
 Miami (Fla.) def. South Carolina 17-2  
 Notre Dame def. South Carolina 11-2

**1988**  
**Atlantic Region Tournament at Coral Gables, Fla.**  
**Won 3, Lost 2 (Finished 2nd)**  
 South Carolina def. James Madison 3-2  
 Georgia Tech def. South Carolina 7-6  
 South Carolina def. Towson State 5-1  
 South Carolina def. Georgia Tech 5-0  
 Miami (Fla.) def. South Carolina 10-3

**1986**  
**Atlantic Region Tournament at Coral Gables, Fla.**  
**Won 1, Lost 2 (Finished 4th)**  
 South Carolina def. Alabama 5-3  
 Miami (Fla.) def. South Carolina 7-5  
 Alabama def. South Carolina 8-7

**1985**  
**College World Series at Omaha, Neb.**  
**Won 0, Lost 2 (Finished 8th)**  
 Arkansas def. South Carolina 1-0 (14)  
 Oklahoma State def. South Carolina 16-11  
**East Region Tournament at Columbia, S.C.**  
**Won 4, Lost 0 (Finished 1st)**  
 South Carolina def. LaSalle 11-1  
 South Carolina def. St. John's 13-6  
 South Carolina def. Western Carolina 14-3  
 South Carolina def. LaSalle 4-2

**1984**  
**South II Region Tournament at Starkville, Miss.**  
**Won 2, Lost 2 (Finished 3rd)**  
 South Carolina def. Mississippi State 4-1  
 South Carolina def. North Carolina 5-4  
 New Orleans def. South Carolina 6-5  
 Mississippi State def. South Carolina 18-9

**1983**  
**East Region Tournament at Chapel Hill, N.C.**  
**Won 0, Lost 2 (Finished 5th)**  
 James Madison def. South Carolina 9-4  
 Delaware def. South Carolina 12-11

**1982**  
**College World Series at Omaha, Neb.**  
**Won 0, Lost 2 (Finished 7th)**  
 Stanford def. South Carolina 15-4  
 Oklahoma State def. South Carolina 10-8  
**East Region Tournament at Columbia, S.C.**  
**Won 4, Lost 0 (Finished 1st)**  
 South Carolina def. West Virginia 7-0  
 South Carolina def. The Citadel 6-4  
 South Carolina def. The Citadel 11-2  
 South Carolina def. West Virginia 2-1

**1981**  
**College World Series at Omaha, Neb.**  
**Won 2, Lost 2 (Finished 4th)**  
 Oklahoma State def. South Carolina 8-5  
 South Carolina def. Maine 12-7  
 South Carolina def. Mississippi State 6-5  
 Arizona State def. South Carolina 10-7  
**East Region Tournament at Columbia, S.C.**  
**Won 3, Lost 0 (Finished 1st)**  
 South Carolina def. Temple 15-6  
 South Carolina def. Memphis State 8-5  
 South Carolina def. Memphis State 11-5

**1980**  
**Atlantic Region Tournament at Clemson, S.C.**  
**Won 2, Lost 2 (Finished 2nd)**  
 South Carolina def. Georgia Southern 7-2  
 Clemson def. South Carolina 6-2  
 South Carolina def. East Tennessee State 8-5  
 Clemson def. South Carolina 17-12

**1977**  
**College World Series at Omaha, Neb.**  
**Won 3, Lost 2 (Finished 2nd)**  
 South Carolina def. Baylor 3-2 (10)  
 South Carolina def. Los Angeles State 6-2  
 South Carolina def. SIU-Carbondale 5-4  
 Arizona State def. South Carolina 6-2  
 Arizona State def. South Carolina 2-1  
**Atlantic Region Tournament at Columbia, S.C.**  
**Won 4, Lost 1 (Finished 1st)**  
 South Alabama def. South Carolina 7-6  
 South Carolina def. East Carolina 4-1  
 South Carolina def. South Alabama 11-2  
 South Carolina def. Wake Forest 5-2  
 South Carolina def. Wake Forest 6-1

**1976**  
**Atlantic Region Tournament at Columbia, S.C.**  
**Won 1, Lost 2 (Finished 3rd)**  
 South Carolina def. Virginia Tech 7-6  
 Clemson def. South Carolina 7-4  
 Furman def. South Carolina 12-1

**1975**  
**College World Series at Omaha, Neb.**  
**Won 4, Lost 2 (Finished 2nd)**  
 South Carolina def. Seton Hall 3-1  
 South Carolina def. Eastern Michigan 5-1  
 South Carolina def. Arizona State 6-3  
 Texas def. South Carolina 17-6  
 South Carolina def. Arizona State 4-1  
 Texas def. South Carolina 5-1  
**Atlantic Region Tournament at Columbia, S.C.**  
**Won 3, Lost 0 (Finished 1st)**  
 South Carolina def. The Citadel 11-3  
 South Carolina def. Temple 15-0  
 South Carolina def. N.C. State 4-3

**1974**  
**District III Tournament at Starkville, Miss.**  
**Won 4, Lost 2 (Finished 2nd)**  
 South Carolina def. N.C. State 9-0  
 South Carolina def. East Carolina 5-1  
 Miami (Fla.) def. South Carolina 5-0  
 South Carolina def. Georgia Southern 1-0  
 South Carolina def. Miami (Fla.) 3-1  
 Miami (Fla.) def. South Carolina 2-1

COLLEGE WORLD SERIES MOST OUTSTANDING PLAYER

**2011** — Scott Wingo  
**2010** — Jackie Bradley Jr.

COLLEGE WORLD SERIES ALL-TOURNAMENT TEAM

**2012** — Evan Marzilli, OF; Michael Roth, P; Christian Walker, 1B;  
**2011** — Robert Beary, C; Peter Mooney, SS; Matt Price, P; Michael Roth, P; Brady Thomas, DH; Christian Walker, 1B; Scott Wingo, 2B  
**2010** — Christian Walker, 1B; Evan Marzilli, OF; Brady Thomas, DH; Jackie Bradley Jr. OF  
**2004** — Steve Pearce, 1B; Landon Powell, C; Bryan Triplett, 3B  
**2002** — Justin Harris, OF; Landon Powell, C  
**1981** — Rod Carraway, SS  
**1977** — Mookie Wilson, OF (unanimous); Randy Martz, P; Chuck McLean, OF  
**1975** — Earl Bass, P; Mark Van Bever, 2B; Steve Cook, OF

NCAA REGIONAL MVP

**2016 Columbia** — Tyler Johnson, P  
**2013 Columbia** — Kyle Martin, 1B  
**2012 Columbia** — Adam Matthews, OF  
**2011 Columbia** — Robert Beary, C  
**2010 Columbia** — Adrian Morales, 3B  
**2008 Raleigh** — Justin Smoak, 1B  
**2007 Columbia** — Justin Smoak, 1B  
**2006 Charlottesville** — Phil Disher, DH  
**2004 Columbia** — Steve Pearce, 1B  
**2003 Atlanta** — Landon Powell, C  
**2002 Columbia** — Yaron Peters, 1B  
**2001 Columbia** — Kip Bouknight, P  
**2000 Columbia** — Peter Bauer, P  
**1985 East** — Mike Cook, P  
**1982 East** — Greg Morhardt, 1B  
**1981 East** — Jim Curl, 1B

NCAA REGIONAL ALL-TOURNAMENT TEAM

**2016 Columbia** — DC Arendas, 3B; Gene Cone, OF; Alex Destino, DH; Tyler Johnson, P; Hunter Taylor, C  
**2014 Columbia** — DC Arendas, 2B; Wil Crowe, P; Tanner English, OF; Kyle Martin, 1B; Max Schrock, DH/UT  
**2013 Columbia** — Tanner English, OF; Grayson Greiner, C; Kyle Martin, 1B; Jordan Montgomery, P; Joey Pankake, SS; Graham Saiko, OF  
**2012 Columbia** — LB Dantzler, 3B; Colby Holmes, P; Adam Matthews, OF; Jordan Montgomery, P; Joey Pankake, SS; Chase Vergason, 2B  
**2011 Columbia** — Robert Beary, C; Evan Marzilli, OF; Adrian Morales, 3B; Michael Roth, P; Christian Walker, 1B; Scott Wingo, 2B  
**2010 Columbia** — Jackie Bradley Jr., OF; Blake Cooper, P; Kyle Enders, C; Evan Marzilli, DH; Adrian Morales, OF; Brady Thomas, DH  
**2009 Greenville** — Jackie Bradley, Jr., OF; Blake Cooper, P; Justin Dalles, C; Bobby Haney, SS  
**2008 Raleigh** — Blake Cooper, P; Reese Havens, SS; DeAngelo Mack, OF; Whit Merrifield, OF; Justin Smoak, 1B  
**2007 Columbia** — Andrew Crisp, OF; James Darnell, 3B; Phil Disher, C; Curtis Johnson, P; Trent Kline, C; Justin Smoak, 1B  
**2006 Charlottesville** — Chris Brown, 2B; Mike Cisco, P; Phil Disher, C; Neil Giesler, 3B; Wynn Pelzer, P  
**2005 Atlanta** — Michael Campbell, OF; Neil Giesler, 3B; Steve Pearce, 1B  
**2004 Columbia** — Matt Campbell, P; Michael Campbell, OF; Kevin Melillo, 2B; Steve Pearce, 1B; Mark Stanley, OF; Bryan Triplett, 3B  
**2003 Atlanta** — Chris Hernandez, P; Kevin Melillo, 2B; Landon Powell, C; Steven Tolleson, OF; Bryan Triplett, 1B  
**2002 Columbia** — Justin Harris, 2B; Drew Meyer, SS; Yaron Peters, 1B; Blake Taylor, P  
**2001 Columbia** — Kip Bouknight, P; Lee Gronkiewicz, P; Marcus McBeth, OF; Michael Floyd, OF; Bryon Jeffcoat, 2B; Tim Whittaker, C; Garris Gonce, OF  
**2000 Columbia** — Peter Bauer, P; Drew Meyer, SS; John McHenry, IF; Brandon Pack, C; Chris Plummer, 3B  
**1998 Atlantic** — Ryan Bordenick, C; Derick Urquhart, OF; Jay Lambert, 2B  
**1992 Atlantic** — Jerry Shepherd, OF  
**1988 Atlantic** — Skeets Thomas, OF; Brian Williams, P; Adrian Adkins, DH  
**1986 Atlantic** — Dave Hollins, 3B  
**1985 East** — Jeff Barns, SS; Dave Hollins, 3B; Scott Mackie, OF; Rob Rinchart, OF; Charlie Aldrich, DH; Mike Cook, P  
**1984 South II** — Kent Anderson, SS; Greg Morhardt, 1B  
**1982 East** — Joe Kucharski, P; Chris Boyle, C; Greg Morhardt, 1B; John Sullivan, 3B; Kent Anderson, SS; Phillip Wilson, OF  
**1981 East** — Bobby Kish, P; Rob Lowery, C; Jim Curl, 1B; Robby Vollmer, OF  
**1980 Atlantic** — Greg Jonson, SS; Joe McCarthy, OF

CAROLINA GAMECOCKS

STAFF

PLAYER PROFILES

OPPONENTS

SEASON IN REVIEW

HISTORY & RECORDS



The Gamecocks celebrate winning the 2004 SEC Tournament after a 3-2 win vs. Vanderbilt.

SEC TOURNAMENT RECORD

Year	Won	Lost	Pct.
2016	0	2	.000
2015	0	1	.000
2014	0	2	.000
2013	0	2	.000
2012	1	2	.333
2011	1	2	.333
2010	0	2	.000
2009	1	2	.333
2008	1	2	.333
2007	2	2	.500
2006	1	2	.333
2005	1	2	.333
2004	4	0	1.000
2003	1	2	.333
2002	4	2	.667
2001	3	2	.600
2000	2	2	.500
1999	0	2	.000
1998	0	2	.000
1997	0	1	.000
1995	0	2	.000
1994	0	2	.000
1993	0	2	.000
1992	3	2	.600
<b>Totals</b>	<b>25</b>	<b>44</b>	<b>.362</b>

METRO TOURNAMENT RECORD

Year	Won	Lost	Pct.
1991	3	2	.600
1990	1	2	.333
1989	0	2	.000
1988	2	2	.500
1987	1	2	.333
1986	3	2	.600
1985	3	2	.600
1984	3	2	.600
<b>Totals</b>	<b>16</b>	<b>16</b>	<b>.500</b>

SEC & METRO TOURNAMENT TOTALS

<b>Totals</b>	<b>41</b>	<b>60</b>	<b>.406</b>
---------------	-----------	-----------	-------------

2016

**SEC Tournament at Hoover, Ala.  
Won 0, Lost 2 (Tied 7th)**

Ole Miss def. South Carolina	10-4
Texas A&M def. South Carolina	4-1

2015

**SEC Tournament at Hoover, Ala.  
Won 0, Lost 1 (Tied 9th)**

Missouri def. South Carolina	5-1
------------------------------	-----

2014

**SEC Tournament at Hoover, Ala.  
Won 0, Lost 2 (Tied 7th)**

Mississippi State def. South Carolina	12-0 (7 inn.)
Florida def. South Carolina	7-2

2013

**SEC Tournament at Hoover, Ala.  
Won 0, Lost 2 (Tied 7th)**

Mississippi State def. South Carolina	5-3
Vanderbilt def. South Carolina	4-3 (10 inn.)

2012

**SEC Tournament at Hoover, Ala.  
Won 1, Lost 2 (Tied 5th)**

Vanderbilt def. South Carolina	3-2
South Carolina def. Auburn	5-3
Florida def. South Carolina	7-2

2011

**SEC Tournament at Hoover, Ala.  
Won 1, Lost 2 (Tied 5th)**

South Carolina def. Auburn	7-3
Vanderbilt def. South Carolina	7-2
Georgia def. South Carolina	4-2

2010

**SEC Tournament at Hoover, Ala.  
Won 0, Lost 2 (Tied 7th)**

Ole Miss def. South Carolina	3-0
Auburn def. South Carolina	3-1 (12 inn.)

2009

**SEC Tournament at Hoover, Ala.  
Won 1, Lost 2 (Tied 5th)**

South Carolina def. Alabama	9-5
Vanderbilt def. South Carolina	5-4
LSU def. South Carolina	4-1

2008

**SEC Tournament at Hoover, Ala.  
Won 1, Lost 2 (Tied 5th)**

LSU def. South Carolina	5-4 (10 inn.)
South Carolina def. Florida	11-3
Vanderbilt def. South Carolina	7-5

2007

**SEC Tournament at Hoover, Ala.  
Won 2, Lost 2 (Tied 3rd)**

South Carolina def. Florida	4-3 (12 inn.)
Arkansas def. South Carolina	6-0
South Carolina def. Florida	5-3
Arkansas def. South Carolina	3-2

2006

**SEC Tournament at Hoover, Ala.  
Won 1, Lost 2 (Tied 5th)**

South Carolina def. Kentucky	4-2
Vanderbilt def. South Carolina	11-1 (7 inn.)
Georgia def. South Carolina	16-10

2005

**SEC Tournament at Hoover, Ala.  
Won 1, Lost 2 (Tied 5th)**

South Carolina def. Tennessee	12-2
Mississippi State def. South Carolina	6-2
Tennessee def. South Carolina	4-1

2004

**SEC Tournament at Hoover, Ala.  
Won 4, Lost 0 (1st)**

South Carolina def. Ole Miss	7-6 (10 inn.)
South Carolina def. Tennessee	5-1
South Carolina def. Arkansas	3-2
South Carolina def. Vanderbilt	3-2

2003

**SEC Tournament at Hoover, Ala.  
Won 1, Lost 2 (Tied 5th)**

Alabama def. South Carolina	9-7
South Carolina def. Vanderbilt	3-2
Auburn def. South Carolina	5-1

2002

**SEC Tournament at Hoover, Ala.  
Won 4, Lost 2 (2nd)**

South Carolina def. Arkansas	10-1
LSU def. South Carolina	8-3
South Carolina def. Arkansas	6-2
South Carolina def. LSU	10-8
South Carolina def. LSU	5-4
Alabama def. South Carolina	6-2

2001

**SEC Tournament at Hoover, Ala.  
Won 3, Lost 2 (Tied 3rd)**

Miss. State def. South Carolina	2-1
South Carolina def. Auburn	5-4
South Carolina def. Georgia	10-2
South Carolina def. Miss. State	7-6
Miss. State def. South Carolina	1-0

2000

**SEC Tournament at Hoover, Ala.  
Won 2, Lost 2 (Tied 3rd)**

Kentucky def. South Carolina	6-4
South Carolina def. Auburn	11-4
South Carolina def. Kentucky	12-5
Florida def. South Carolina	12-4

**1999**  
**SEC Tournament at Hoover, Ala.**  
**Won 0, Lost 2 (Tied 7th)**  
 Mississippi St. def. South Carolina 7-5  
 Louisiana State def. South Carolina 2-0

**1998**  
**SEC Tournament at Hoover, Ala.**  
**Won 0, Lost 2 (Tied 7th)**  
 Mississippi St. def. South Carolina 9-8  
 Louisiana State def. South Carolina 6-0

**1997**  
**SEC Tournament at Columbus, Ga.**  
**Won 0, Lost 1 (Tied 7th)**  
 Mississippi State def. South Carolina 12-9

**1995**  
**SEC East Tournament at Knoxville, Tenn.**  
**Won 0, Lost 2 (Finished 6th)**  
 Kentucky def. South Carolina 6-2  
 Tennessee def. South Carolina 8-0

**1994**  
**SEC East Tournament at Lexington, Ky.**  
**Won 0, Lost 2 (Finished 5th)**  
 Kentucky def. South Carolina 6-5  
 Tennessee def. South Carolina 8-1

**1993**  
**SEC East Tournament at Columbia, S.C.**  
**Won 0, Lost 2 (Finished 5th)**  
 Georgia def. South Carolina 3-1  
 Vanderbilt def. South Carolina 11-7

**1992**  
**SEC Tournament at New Orleans, La.**  
**Won 3, Lost 2 (Finished 3rd)**  
 Arkansas def. South Carolina 8-6  
 South Carolina def. Vanderbilt 14-1  
 South Carolina def. Arkansas 9-5  
 South Carolina def. Florida 14-4  
 Louisiana State def. South Carolina 6-3

**1991**  
**Metro Conference Tournament at Salem, Va.**  
**Won 3, Lost 2 (Finished 3rd)**  
 South Carolina def. Virginia Tech 17-1  
 Florida State def. South Carolina 17-0  
 South Carolina def. Louisville 7-5  
 South Carolina def. Southern Mississippi 10-8  
 Florida State def. South Carolina 10-9 (10)

**1990**  
**Metro Conference Tournament at Hattiesburg, Miss.**  
**Won 1, Lost 2 (Finished 6th)**  
 Cincinnati def. South Carolina 6-2  
 South Carolina def. Louisville 3-2  
 Virginia Tech def. South Carolina 2-1

**1989**  
**Metro Conference Tournament at Columbia, S.C.**  
**Won 0, Lost 2 (Finished 6th)**  
 Memphis State def. South Carolina 11-10  
 Virginia Tech def. South Carolina 8-4

**1988**  
**Metro Conference Tournament at Tallahassee, Fla.**  
**Won 2, Lost 2 (Finished 2nd)**  
 South Carolina def. Southern Mississippi 4-2  
 Florida State def. South Carolina 9-3  
 South Carolina def. Southern Mississippi 6-2  
 Florida State def. South Carolina 9-1

**1987**  
**Metro Conference Tournament at Columbia, S.C.**  
**Won 1, Lost 2 (Finished 4th)**  
 South Carolina def. Memphis State 6-2  
 Florida State def. South Carolina 9-5  
 Cincinnati def. South Carolina 19-4

**1986**  
**Metro Conference Tournament at Tallahassee, Fla.**  
**Won 3, Lost 2 (Finished 2nd)**  
 South Carolina def. Southern Mississippi 10-1  
 South Carolina def. Memphis State 4-3  
 South Carolina def. Florida State 8-5  
 Florida State def. South Carolina 3-0  
 Florida State def. South Carolina 7-2

**1985**  
**Metro Conference Tournament at Tallahassee, Fla.**  
**Won 3, Lost 2 (Finished 2nd)**  
 South Carolina def. Southern Mississippi 13-1  
 South Carolina def. Memphis State 19-8  
 South Carolina def. Virginia Tech 9-6  
 Florida State def. South Carolina 7-5  
 Florida State def. South Carolina 11-5

**1984**  
**Metro Conference Tournament at Tallahassee, Fla.**  
**Won 3, Lost 2 (Finished 2nd)**  
 South Carolina def. Florida State 4-3  
 South Carolina def. Southern Mississippi 8-5  
 South Carolina def. Cincinnati 4-3  
 Virginia Tech def. South Carolina 6-3  
 Florida State def. South Carolina 11-10

**SEC ALL-TOURNAMENT TEAM**

- 2011** — Michael Roth, P
- 2006** — Mike Cisco, P
- 2005** — Neil Giesler, 3B
- 2004** — Brendan Winn, OF; (Kevin Melillo/Steven Tolleson - Co-MVP's)
- 2002** — Gary Bell, P; Drew Meyer, SS; Steve Thomas, OF
- 2001** — Michael Floyd, OF; Bryon Jeffcoat, 2B
- 2000** — Drew Meyer, SS
- 1992** — Jerry Shepherd, OF; Burke Cromer, 3B; Dave Willman, C

**METRO**

**ALL-TOURNAMENT TEAM**

- 1991** — Jeff Parnell, 1B; Burke Cromer, 3B
- 1990** — Burke Cromer, SS
- 1988** — Skeets Thomas, OF; Brian Williams, 3B & P
- 1986** — Jeff Morris, OF; Joe Datin, 1B; Brian Currie, P; Dave Hollins, 3B; Jeff Churchich, DH
- 1985** — Jeff Barns, SS; Rob Rinehart, OF; Scott Mackie, OF
- 1984** — Greg Morhardt, 1B; Rob Rinehart, OF; Jim St. Laurent, OF



**Kevin Melillo**  
 2004 SEC Tournament Co-MVP



**Steven Tolleson**  
 2004 SEC Tournament Co-MVP

**FINAL NATIONAL POLLS**

Year	Baseball America	Collegiate Baseball	D1Baseball	USA Today
2016	13th	12th	13th	13th
2014	25th	25th		22nd
2013	14th	13th		12th
2012	2nd	2nd		2nd
2011	1st	1st		1st
2010	1st	1st		1st
2009	25th	21st		21st
2008		28th		
2007	10th	11th		10th
2006	13th	12th		15th
2005	25th	26th		23rd
2004	3rd	3rd		3rd
2003	10th	6th		7th
2002	2nd	2nd		2nd
2001	12th	15th		13th
2000	4th	9th		8th
1998	16th	19th		18th
1993	25th	29th		25th
1992	18th	28th		
1988	20th	17th		
1985	13th	8th		
1984		21st		
1983		28th		
1982		7th		
1981		4th		
1980		9th		
1979		21st		
1977		6th		
1976		17th		
1975		4th		
1974		9th		

CAROLINA GAMECOCKS

STAFF


PLAYER PROFILES

OPPONENTS


SEASON IN REVIEW

HISTORY & RECORDS


CAROLINA GAMECOCKS



Scott Barber  
2000



Earl Bass  
1974, 1975




Peter Bauer  
1998, 2000




Joe Biernat  
1993



Chad Blackwell  
2004



Ryan Bordenick  
1997, 1998



Kip Bouknight  
1998, 2000




Brian Buscher  
2003

STAFF




Matt Campbell  
2004



Mike Cook  
1985



Blake Cooper  
2010




Mike Curry  
1998



LB Dantzer  
2013



Phil Disher  
2007



Adam Everrett  
1998



Grayson Greiner  
2014


PLAYER PROFILES




Lee Gronkiewicz  
2001




Reese Havens  
2008




Paul Hollins  
1981




Greg Jonson  
1980




Greg Keatley  
1976



Joe Kucharski  
1982




Rob Lowery  
1981



David Marchbanks  
2003


OPPONENTS



John Marquardt  
1978




Kyle Martin  
2015



Randy Martz  
1977



Drew Meyer  
2002




Jim Pankovits  
1976



Steve Pearce  
2005



Yaron Peters  
2002



Landon Powell  
2004


SEASON IN REVIEW



Matt Price  
2011



Aaron Rawl  
2004



Brian Roberts  
1999




Michael Roth  
2011



Clarke Schmidt  
2016



Joel Seddon  
2014



Hank Small  
1974, 1975



Justin Smoak  
2007, 2008

HISTORY & RECORDS



Blake Taylor  
2002



John Taylor  
2011




Christian Walker  
2011, 2012




Braden Webb  
2016




Tyler Webb  
2013



Tim Whittaker  
2001



Mac White  
1994



Mookie Wilson  
1977

First-Team All-Americans

Year - Player, Pos. (Publication)

2015 - Kyle Martin, 1B (*Baseball America*)  
 2011 - Matt Price, RP (*CollegeBaseballInsider.com, Perfect Game USA*)  
 2011 - Michael Roth, SP (*CollegeBaseballInsider.com, Baseball America, Perfect Game USA*)  
 2008 - Justin Smoak, 1B (*ABCA, Baseball America, Collegiate Baseball, NCBWA*)  
 2004 - Landon Powell, C (*NCBWA, Sports Weekly*)  
 2003 - David Marchbanks, SP (*Baseball America, Collegiate Baseball, NCBWA*)  
 2002 - Yaron Peters, 1B (*ABCA, Baseball America, Baseball Weekly*)  
 2002 - Blake Taylor, RP (*ABCA, Baseball Weekly, NCBWA*)  
 2001 - Lee Gronkiewicz, RP (*ABCA, Collegiate Baseball, NCBWA*)  
 2000 - Kip Bouknight, SP (*ABCA, Baseball America, Collegiate Baseball*)  
 1998 - Adam Everett, SS (*Baseball America*)  
 1997 - Ryan Bordenick, DH (*ABCA*)  
 1993 - Joe Biernat, SS (*NCBWA*)  
 1985 - Mike Cook, SP (*ABCA, Baseball America*)  
 1982 - Joe Kucharski, SP (*ABCA*)  
 1981 - Rob Lowery, C (*Baseball Bulletin*)  
 1980 - Greg Jonson, SS (*Baseball Bulletin*)  
 1978 - John Marquardt, 3B (*ABCA*)  
 1977 - Randy Martz, SP (*ABCA, Sporting News*)  
 1976 - Jim Pankovits, 3B (*Sporting News*)  
 1975 - Hank Small, 1B (*ABCA*)  
 1975 - Earl Bass, SP (*ABCA*)  
 1974 - Earl Bass, SP (*ABCA*)

Statistics

.350 AVG (71-for-203), 50 R, 12 2B, 2 3B, 14 HR, 56 RBI, .635 SLG, .455 OBP, 39 BB, 27 SO  
 7-3, 1.83 ERA, 20 SV, 59.0 IP, 20 BB, 75 SO  
 14-3, 1.06 ERA, 145.0 IP, 41 BB, 112 SO  
 .383 AVG (90-for-235), 63 R, 19 2B, 0 3B, 23 HR, 72 RBI, .757 SLG, .505 OBP, 57 BB, 28 SO  
 .330 AVG (89-for-270); 66 R, 17 2B, 1 3B, 19 HR, 66 RBI, .611 GLG, .427 OBP, 47 BB, 42 SO  
 15-3, 2.73 ERA, 135.1 IP, 25 BB, 97 SO  
 .377 AVG (106-for-281), 81 R, 22 2B, 0 3B, 29 HR, 95 RBI, .765 SLG, .472 OBP, 46 BB, 37 SO  
 6-1, 2.63 ERA, 21 SV, 85.2 IP, 44 BB, 79 SO  
 2-1, 1.31 ERA, 19 SV, 61.2 IP, 23 BB, 77 SO  
 17-1, 2.81 ERA, 144.0 IP, 34 BB, 143 SO  
 .375 AVG (100-for-267), 71 R, 21 2B, 4 3B, 13 HR, 63 RBI, .629 SLG, .436 OBP, 21 BB, 30 SO  
 .419 AVG (96-for-229), 81 R, 18 2B, 2 3B, 13 HR, 87 RBI, .686 SLG, .509 OBP, 38 BB, 43 SO  
 .403 AVG (94-for-233), 46 R, 16 2B, 2 3B, 5 HR, 52 RBI, .554 SLG, .457 OBP, 23 BB, 24 SS  
 16-2, 1.91 ERA, 141.0 IP, 60 BB, 168 SO  
 11-3, 2.97 ERA, 112.0 IP, 22 BB, 93 SO  
 .404 AVG (82-for-203), 38 R, 20 2B, 0 3B, 13 HR, 61 RBI, .695 SLG, .536 OBP, 41 BB, 7 SO  
 .367 AVG (65-for-177), 42 R, 9 2B, 0 3B, 2 HR, 34 RBI, .452 SLG, .507 OBP, 28 BB, 9 SO  
 .381 AVG (67-for-176), 44 R, 10 2B, 5 3B, 16 HR, 61 RBI, .767 SLG, .468 OBP, 29 BB, 15 SO  
 14-0, 1.98 ERA, 131.2 IP, 36 BB, 106 SO  
 .294 AVG (60-for-204), 46 R, 8 2B 0 3B, 12 HR, 49 RBI .510 SLG, .339 OBP, 14 BB, 27 SO  
 .390 AVG (78-for-200), 50 R, 13 2B, 1 3B, 19 HR, 66 RBI, .750 SLG, .455 OBP, 24 BB, 14 SO  
 17-1, 1.40 ERA, 148.0 IP, 34 BB, 168 SO  
 12-1, 1.10 ERA, 106.0 IP, 23 BB, 129 SO

All-Americans

Year - Player, Pos. (Publication)

2016 - Clarke Schmidt, SP (*Collegiate Baseball/3rd team, NCBWA/3rd team*)  
 2016 - Braden Webb, SP (*NCBWA/2nd team*)  
 2015 - Kyle Martin, 1B (*Baseball America/1st team, Collegiate Baseball/2nd team, D1Baseball/3rd team*)  
 2014 - Grayson Greiner, C (*Baseball America/2nd team, Perfect Game USA/2nd team*)  
 2014 - Joel Seddon, RP (*NCBWA/2nd team*)  
 2013 - LB Dantzer, DH (*Baseball America/3rd team*)  
 2013 - Tyler Webb, RP (*Collegiate Baseball/3rd team, NCBWA/3rd team*)  
 2012 - Christian Walker, 1B (*ABCA/2nd team*)  
 2011 - Matt Price, RP (*Baseball America/2nd team, CollegeBaseballInsider.com/1st team, NCBWA/2nd team, Perfect Game USA/1st team*)  
 2011 - Michael Roth, SP (*ABCA/2nd team, Baseball America/1st team, CollegeBaseballInsider.com/1st team, Collegiate Baseball, NCBWA/2nd team, Perfect Game USA/1st team*)  
 2011 - John Taylor, RP (*CollegeBaseballInsider.com/2nd team*)  
 2011 - Christian Walker, 1B (*Baseball America/3rd team*)  
 2010 - Blake Cooper, SP (*ABCA/2nd team, Collegiate Baseball/3rd team*)  
 2008 - Reese Havens, SS (*Baseball America/2nd team, Collegiate Baseball/3rd team, NCBWA/2nd team*)  
 2008 - Justin Smoak, 1B (*ABCA/1st team, Baseball America/1st team, Collegiate Baseball/1st team, NCBWA/1st team*)  
 2007 - Phil Disher, DH (*NCBWA/3rd team*)  
 2007 - Justin Smoak, 1B (*Baseball America/3rd team*)  
 2005 - Steve Pearce, 1B (*Baseball America/2nd team*)  
 2004 - Chad Blackwell, RP (*ABCA/2nd team, Baseball America/3rd team, Collegiate Baseball/3rd team, NCBWA/2nd team*)  
 2004 - Matt Campbell, SP (*Baseball America/3rd team*)  
 2004 - Landon Powell, C (*ABCA/2nd team, Baseball America/2nd team, Collegiate Baseball/2nd team, NCBWA/1st team, Sports Weekly/1st team*)  
 2004 - Aaron Rawl, SP (*NCBWA/3rd team*)  
 2003 - Brian Buscher, 3B (*Collegiate Baseball/3rd team*)  
 2003 - David Marchbanks, SP (*ABCA/2nd team, Baseball America/1st team, Collegiate Baseball/1st team, NCBWA/1st team*)  
 2002 - Drew Meyer, SS (*ABCA/2nd team, Baseball America/3rd team, Collegiate Baseball/2nd team*)  
 2002 - Yaron Peters 1B (*ABCA/1st team, Baseball America/1st team, Baseball Weekly/1st team, Collegiate Baseball/2nd team, NCBWA/3rd team*)  
 2002 - Blake Taylor, RP (*ABCA/1st team, Baseball America/2nd team, Baseball Weekly/1st team Collegiate Baseball/2nd team, NCBWA/1st team*)  
 2001 - Lee Gronkiewicz, RP (*ABCA/1st team, Collegiate Baseball/1st team, Baseball Weekly/1st team, Baseball America/3rd team*)  
 2001 - Tim Whittaker, C (*Baseball America/3rd team*)  
 2000 - Scott Barber, RP (*ABCA/3rd team*)  
 2000 - Peter Bauer, SP (*ABCA/3rd team*)  
 2000 - Kip Bouknight, SP (*ABCA/1st team, Baseball America/1st team, Baseball Weekly, 1st team, Collegiate Baseball/1st team, NCBWA/1st team*)  
 1999 - Brian Roberts, SS (*Baseball America/2nd team, Collegiate Baseball/3rd team*)  
 1998 - Adam Everett, SS (*Baseball America/1st team, ABCA/2nd team, NCBWA/2nd team, Collegiate Baseball/3rd Team*)  
 1998 - Mike Curry, OF (*Baseball America/2nd team, Collegiate Baseball/2nd team, NCBWA/3rd team*)  
 1998 - Ryan Bordenick, UT (*NCBWA/2nd team*)  
 1998 - Kip Bouknight, SP (*NCBWA/3rd team*)  
 1997 - Ryan Bordenick, DH (*ABCA/1st team, NCBWA/3rd team*)  
 1994 - Mac White, CF (*NCBWA/3rd team*)  
 1993 - Joe Biernat, SS (*NCBWA/1st team*)  
 1985 - Mike Cook, P (*ABCA/1st team, Baseball America/1st team*)  
 1982 - Joe Kucharski, P (*ABCA/1st team*)  
 1981 - Rob Lowery, C (*Baseball Bulletin/1st team*)  
 1981 - Paul Hollins, OF (*ABCA/2nd team, Baseball Bulletin/2nd team*)  
 1980 - Greg Jonson, SS (*Baseball Bulletin/1st team*)  
 1978 - John Marquardt, 3B (*ABCA/1st team*)  
 1977 - Randy Martz, P (*ABCA/1st team, Sporting News/1st team*)  
 1977 - Mookie Wilson, OF (*Sporting News/2nd team*)  
 1976 - Greg Keatley, C (*ABCA/2nd team*)  
 1976 - Jim Pankovits, 3B (*Sporting News/1st team*)  
 1975 - Earl Bass, P (*ABCA/1st team*)  
 1975 - Hank Small, 1B (*ABCA/1st team*)  
 1974 - Earl Bass, P (*ABCA/1st team*)  
 1974 - Hank Small, 1B (*ABCA/2nd team*)

CAROLINA GAMECOCKS

STAFF

PLAYER PROFILES

OPPONENTS

SEASON IN REVIEW

HISTORY & RECORDS

CAROLINA GAMECOCKS  
STAFF  
PLAYER PROFILES  
OPPONENTS  
SEASON IN REVIEW  
HISTORY & RECORDS

**FRESHMAN ALL-AMERICANS**  
2016 - Adam Hill, SP (*Collegiate Baseball*); Braden Webb, SP (*Baseball America, Collegiate Baseball, D1Baseball, NCBWA*)  
2014 - Wil Crowe, SP (*Collegiate Baseball*)  
2013 - Max Schrock, 2B (*Baseball America, NCBWA, Perfect Game*); Jack Wynkoop, SP (*Collegiate Baseball*)  
2012 - Grayson Greiner, C (*Collegiate Baseball*); Jordan Montgomery, P (*Collegiate Baseball*)  
2010 - Matt Price, RP (*Baseball America, Collegiate Baseball*); Christian Walker, 1B, *Baseball America*)  
2009 - Jackie Bradley Jr., OF (*Collegiate Baseball*)  
2008 - Sam Dyson, SP (*Collegiate Baseball*)  
2007 - Blake Cooper, SP (*Collegiate Baseball*)  
2006 - Andrew Crisp, OF (*Collegiate Baseball*); Justin Smoak, 1B (*Collegiate Baseball*)  
2000 - Drew Meyer, SS (*TPX; Baseball America; Baseball Weekly*)  
1998 - Kip Bouknight, SP (*TPX*); Peter Bauer, SP (*TPX*)  
1996 - Mike Curry, OF (*Mizuno*)  
1993 - Jason Haynie, P (*Mizuno*)  
1991 - Mac White, OF (*Baseball America*)

**ACADEMIC ALL-AMERICANS (Selected by CoSIDA)**  
2014 - Grayson Greiner, C (2nd team)  
2013 - LB Dantzler, 1B (1st team)  
2012 - Michael Roth, P (1st team)  
2011 - Michael Roth, P (1st team)  
1985 - Rob Rinehart, OF (2nd team)  
1981 - Jim Curl, 1B; Paul Hollins, OF (2nd team)  
1980 - Jim Curl, 1B; Paul Hollins, OF (3rd team)  
1977 - Randy Martz, P; Mark Van Bever, 2B  
1974 - John Gambrell, OF

**ACADEMIC ALL-AMERICAN OF THE YEAR (Awarded to top student-athlete by CoSIDA)**  
2013 - LB Dantzler, 1B

**NCAA ELITE AWARD (Awarded to top GPA student-athlete at the CWS)**  
2012 - Erik Payne, INF  
2011 - Michael Roth, P

**GOLDEN SPIKES AWARD (Awarded to the Outstanding College Player in the United States by USA Baseball)**  
2000 - Kip Bouknight, P

**ROTARY SMITH AWARD (Awarded to the Outstanding College Player in the United States by the Rotary Club of Houston, TX)**  
2000 - Kip Bouknight, P

**LEFTY GOMEZ PLATE (Awarded 1974-77 to the Outstanding Amateur Player in the United States)**  
1977 - Randy Martz, P

**COLLEGEBASEBALLINSIDER.COM PLAYER OF THE YEAR**  
2011 - Michael Roth, P

**NCBWA NATIONAL FRESHMAN PITCHER OF THE YEAR**  
2016 - Braden Webb, P

**PRESIDENT'S AWARD (Awarded to top male or female student-athlete at University of South Carolina)**  
2012 - Michael Roth  
2010 - Jay Brown

**USC MALE STUDENT-ATHLETE OF THE YEAR (Presented at USC Awards Day)**  
1998 - Ryan Bordenick

**NATIONAL COACH OF THE YEAR**  
2011 - Ray Tanner (*ABCA, Collegiate Baseball*)  
2010 - Ray Tanner (*Baseball America, Collegiate Baseball*)  
2000 - Ray Tanner (*Baseball America*)

**NATIONAL ASSISTANT COACH OF THE YEAR**  
2011 - Chad Holbrook (*Baseball America ABCA*)  
2002 - Jim Toman (*Baseball America ABCA*)

**ABCA SOUTH REGION COACH OF THE YEAR**  
2011 - Ray Tanner  
2010 - Ray Tanner  
2002 - Ray Tanner

**ABCA ATLANTIC REGION COACH OF THE YEAR**  
1977 - June Raines  
1975 - Bobby Richardson

**FRED BRINKMAN INSPIRATIONAL AWARD**  
2012 - Matt Price, P  
2011 - Adrian Morales, INF  
2010 - Brady Thomas, C  
2009 - Jay Brown, P  
2008 - Reese Havens, SS  
2007 - Arik Hempy, P  
2006 - Phil Disher, C/Wynn Pelzer, P  
2005 - Mark Stanley, OF  
2004 - Kevin Melillo, INF  
2003 - Steven Bondurant, P  
2002 - Trey Dyson, DH  
2001 - Brennan Dees, OF  
2000 - Brennan Dees, OF  
1999 - Jamie Poston, P  
1998 - Derick Urquhart, OF

**IRBY RAINES COACHES' AWARD (Named for the late father of Coach June Raines.)**  
2012 - Dante Rosenberg, C  
2011 - Robert Beary, C  
2010 - Whit Merrifield, OF  
2009 - Whit Merrifield, OF  
2008 - Whit Merrifield, OF  
2007 - Phil Disher, C  
2006 - Chris Brown, INF  
2005 - Brendan Winn, OF  
2004 - Steven Tolleson, INF  
2003 - Steven Tolleson, OF/INF  
2002 - Steven Bondurant, P; Kevin Melillo, INF  
2001 - David Marchbanks, P  
2000 - Brandon Pack, C  
1999 - Scott Barber, P  
1998 - Ryan Bordenick, C  
1997 - Derick Urquhart, OF  
1996 - Brian Hucks, C  
1995 - Mark Mapes, OF  
1994 - Mark Gugino, LF  
1993 - Stacy Stokes, 2B  
1992 - Brian Lawler, OF  
1991 - Burke Cromer, 3B  
1990 - Brian Beatson, P  
1989 - Mike McGee, OF  
1988 - Garrett Carter, OF  
1987 - Dave Smyth, OF  
1986 - Riley Polk, 2B  
1985 - Rob Rinehart, OF  
1984 - John Sullivan, 3B  
1983 - Art Finley, 2B  
1982 - Don Gordon, P  
1981 - Tom Williams, 2B

**TAYLOR MCENTIRE MOST VALUABLE PLAYER AWARD**  
2012 - Christian Walker, 1B  
2011 - Matt Price, P; Christian Walker, 1B  
2010 - Jackie Bradley Jr., OF  
2009 - DeAngelo Mack, OF  
2008 - Reese Havens, SS  
2007 - Travis Jones, INF  
2006 - Michael Campbell, OF  
2005 - Steve Pearce, 1B  
2004 - Landon Powell, C  
2003 - Brian Buscher, 3B  
2002 - Yaron Peters, 1B  
2001 - Tim Whittaker, C  
2000 - Kip Bouknight, P  
1999 - Brian Roberts, SS  
1998 - Adam Everett, SS  
1997 - Rob Streicher, C  
1996 - Jason Haynie, P  
1995 - Mark Mapes, OF  
1994 - Mac White, CF  
1993 - Joe Biernat, SS; Rich Pratt, P  
1992 - Dave Willman, C  
1991 - Dave Willman, C  
1990 - Skeets Thomas, OF  
1989 - Tripp Cromer, SS  
1988 - Garrett Carter, OF; Mark Nelson, C  
1987 - Dave Smyth, OF  
1986 - Jeff Morris, OF  
1985 - Mike Cook, P; Joe Datin, OF  
1984 - Greg Morhardt, 1B; Kent Anderson, SS  
1983 - Mike Werner, P  
1982 - Joe Kucharski, P  
1981 - Paul Hollins, OF





**SEC PLAYER OF THE YEAR**

2002 - Yaron Peters  
2000 - Kip Bouknight

**SEC PITCHER OF THE YEAR**

2003 - David Marchbanks

**SEC MALE BOYD MCWHORTER SCHOLAR-ATHLETE OF THE YEAR**

2012 - Michael Roth  
2002 - Trey Dyson

**SEC COACH OF THE YEAR**

2011 - Ray Tanner  
2000 - Ray Tanner  
1998 - Ray Tanner

**ALL-SOUTHEASTERN CONFERENCE**

2016 - **Gene Cone, OF**; Clarke Schmidt, SP (2nd)  
2015 - **Kyle Martin, 1B**; Max Schrock, 2B (2nd)  
2014 - Joel Seddon, RP (2nd)  
2013 - Grayson Greiner, C (2nd); Tyler Webb, RP (2nd)  
2012 - **Christian Walker, 1B**; Matt Price, RP (2nd)  
2011 - **Matt Price, RP**; **Michael Roth, P**;  
**Scott Wingo, 2B**; Christian Walker, 1B (2nd)  
2010 - **Blake Cooper, P**; Jackie Bradley Jr., OF (2nd);  
Matt Price, RP (2nd)  
2009 - Justin Dalles, C (2nd); Nick Ebert, 1B (2nd);  
Bobby Haney, SS (2nd); DeAngelo Mack, OF (2nd)  
2008 - **Justin Smoak, 1B**; James Darnell, 3B (2nd);  
Phil Disher, DH (2nd); Reese Havens, SS (2nd)  
2007 - **Phil Disher, DH**; **Travis Jones, 2B**;  
James Darnell, 3B (2nd); Justin Smoak, 1B (2nd)  
2006 - **Michael Campbell, OF**; Robbie Grinstead, DH  
(2nd); Reese Havens, SS (2nd); Wynn Pelzer, RP (2nd)  
2005 - **Steven Tolleson, SS**; Steve Pearce 1B; (2nd)  
2004 - **Chad Blackwell, RP**; **Landon Powell, C**;  
Brendan Winn, OF (2nd)  
2003 - **Brian Buscher, 3B**; **David Marchbanks, P**;  
**Landon Powell, C**  
2002 - **Yaron Peters, 1B**; **Drew Meyer, SS**;  
**Blake Taylor, RP**; **Trey Dyson, DH**  
2001 - **Garris Gonc, OF**; **Lee Gronkiewicz, RP**;  
Marcus McBeth, CF (2nd)  
2000 - **Kip Bouknight, P**; **Scott Barber, RP**;  
Peter Bauer, P (2nd); Drew Meyer, SS (2nd);  
Nate Janowicz, OF (2nd).  
1999 - **Tim Angiolini, DH**; Brian Roberts, SS, (2nd)  
1998 - **Adam Everett, SS**; **Mike Curry, OF**;  
**Kip Bouknight, P**  
1997 - **Ryan Bordenick, DH**; **Brett Jodie, P**  
1996 - Jason Haynie, P (2nd)  
1995 - Mark Mapes, OF (2nd)  
1994 - **Mac White, OF**; Mark Gugino, OF (2nd);  
Rob DeBoer, C (2nd)  
1993 - **Joe Biernat, SS**; **Rich Pratt, P**; **Mac White,**  
**CF**; Jason Haynie, P (2nd)  
1992 - **D.T. Cromer, DH**; **Jerry Shepherd, OF**;  
**Dave Willman, C**  
**bold indicates first-team honors**

**ALL-FRESHMAN**

**SOUTHEASTERN CONFERENCE**

2016 - Chris Cullen, C; Adam Hill, P, LT Tolbert, 1B;  
Braden Webb, P  
2013 - Jack Wynkoop, P  
2012 - Tanner English, OF; Grayson Greiner, C;  
Joey Pankake, SS  
2011 - Forrest Koumas, P  
2010 - Evan Marzilli, OF; Matt Price, RP;  
Christian Walker, 1B  
2009 - Nolan Belcher, SP; Jackie Bradley, Jr., OF  
2008 - Whit Merrifield, OF  
2006 - Mike Cisco, SP; Andrew Crisp, OF;  
Justin Smoak, 1B  
2004 - David Cash, SS; Arik Hempy, RP

**ALL-DEFENSIVE**

**SOUTHEASTERN CONFERENCE**

2014 - Tanner English, OF; Grayson Greiner, C;  
Joey Pankake, 3B  
2012 - Evan Marzilli, OF; Michael Roth, P  
2011 - Jackie Bradley Jr., OF; Christian Walker, 1B;  
Scott Wingo, 2B  
2010 - Jackie Bradley Jr., OF; Scott Wingo, 2B  
2009 - Bobby Haney, SS; Whit Merrifield, OF  
2008 - Reese Havens, SS

**ALL-METRO CONFERENCE**

1991 - **Jared Baker, P**; **Jerry Shepherd, OF**  
1990 - **Skeets Thomas, OF**; **Brian Williams, UTIL**;  
Burke Cromer, SS (2nd)  
1989 - **Tripp Cromer, SS**; Skeets Thomas, OF (2nd);  
Mike McGee, OF (2nd)  
1988 - **Mark Nelson, C**; **Garrett Carter, OF**;  
**Brian Williams, SS**; **Adrian Adkins, DH**; **Joe**  
**Cardwell, P**; **Brian Beatson, P**  
1987 - **Lee Whatley, P**; **Jeff Barns, SS**; **Dave Smyth, OF**;  
**Charlie Aldrich, DH**  
1986 - **Jeff Barns, SS**; **Jeff Morris, OF**; **Dave Menhart, P**  
1985 - **Jeff Barns, SS**; **Joe Datin, 1B**; **Rob Rinehart, OF**;  
**Mike Cook, P**  
1984 - **Greg Morhardt, 1B**; **Kent Anderson, SS**  
**bold indicates first-team honors**

**TEAM USA COLLEGIATE NATIONAL TEAM**

2016 - Tyler Johnson, P  
2013 - Grayson Greiner, C  
2010 - Jackie Bradley Jr., OF  
2007 - Justin Smoak, 1B  
2003 - Matt Campbell, P, Ray Tanner (Head Coach)  
2002 - Landon Powell, C  
1997 - Adam Everett, SS  
1994 - Jason Haynie, P  
1993 - Jason Haynie, P  
1991 - Jared Baker, P  
1989 - Brian Williams, P-OF  
1986 - Dave Hollins, 3B  
Please note, Christian Walker was selected to 2011 team  
but could not participate due to injury. Grayson  
Greiner was selected to 2012 team but could not  
participate due to injury.

**ALL-ATLANTIC COAST CONFERENCE**

1971 - Buddy Caldwell, 1B (2nd); Butch Anderson,  
SS (2nd)  
1970 - Buddy Caldwell, 1B (2nd)  
1969 - **Wallie Jones, 2B**  
1968 - **Toy McCord, SS**; **Wallie Jones, 2B**; **Bill Cash, 1B**  
1967 - **Dan Scarpa, C**; **Mike Fair, OF**; **Frank Partyka,**  
**3B**;  
Bobby Bryant, P (2nd)  
1966 - **Bobby Bryant, P**; **Dan Scarpa, C**;  
Frank Partyka, 3B (2nd); Al Mirando, OF (2nd)  
1965 - **Dan Scarpa, C**, Ronnie Lamb, 1B (2nd); Joe  
Tonelli, 2B (2nd)  
1964 - **Hoke Greiner, 2B**; **Jack McCathern, 1B**; Joe  
Tonelli, 3B (2nd); Dick Moseley, C (2nd)  
1962 - **Jack McCathern, OF**  
1961 - Charlie Williams, UT (2nd)  
1959 - **Ken Rosefield, 1B**  
1958 - Ken Rosefield, UT (2nd), Buddy Nidiffer, UT  
(2nd)  
1957 - Larry Jewell, SS (2nd)  
1956 - Larry Jewell, 3B (2nd); Frank Ellerbee, SS (2nd);  
Jim Jarrett, UT (2nd), John Cooley, P (2nd)  
1955 - Jim Jarrett, OF (2nd); Carl Brazell, UT (2nd);  
Heyward Tunstall, P (2nd)  
1954 - Ed Rast, OF (2nd); Heyward Tunstall, P (2nd)  
**bold indicates first-team honors**

**U.S. OLYMPIC TEAM**

2000 - Adam Everett, SS, Ray Tanner (Auxiliary Coach)  
1996 - Ray Tanner (Assistant Coach)

**U.S. OLYMPIC TRIALS**

2006 - Lee Gronkiewicz, P  
1997 - Adam Poe, OF  
1996 - Mike Curry, OF; Adam Everett, SS  
1991 - Jeff Parnell, 1B  
1984 - Greg Morhardt, 1B



Adam Everett and Ray Tanner were members of the 2000 U.S. Olympic Team that won a gold medal.

CAROLINA GAMECOCKS

STAFF

PLAYER PROFILES

OPPONENTS

SEASON IN REVIEW

HISTORY & RECORDS

**SEC ACADEMIC HONOR ROLL ALL-TIME MEMBERS**

<b>Carolina Gamecocks</b>	<b>Name</b>	<b>Year</b>
	Brian Adams	1995
	DC Arendas	2014-15-16
	Austin Ashmore	2010
	Will Atwood	2007
	James Badolato	1994
	Parker Bangs	2008-09-10
	Jesse Barbaro	2009
	Nolan Belcher	2010-11-12-13
	Forrest Beverly	2005-06
	Joe Biernat	1993
	Chad Blackwell	2004
	Steven Bondurant	2000-01-02-03
	Ryan Bordenick	1996-97-98
	Kip Bouknight	2000-01
	Colie Bowers	2016
	Jackie Bradley Jr.	2011
	Rico Bravo	2000-01-02-03
	Jonah Bride	2016
	Connor Bright	2014-15
	Chris Brown	2006
	Jay Brown	2007-08-09-10
	Billy Buckner	2004
	Alex Burrell	2009-10-11
	Elliott Caldwell	2015
	Will Casey	2009-10-11
	Mike Cisco	2007-08
	Blake Cooper	2010
	Jordan Costner	2007-08-09
	Graham Couch	2009
	Canaan Cropper	2016
	Wil Crowe	2015-16
	Andrew Cruse	2005-06
	LB Dantzler	2012-13
	James Darnell	2007-08
	Brennan Dees	2001-02
	Phil Disher	2005
	Craig Dour	1996-97
	Sam Dyson	2008
	Trey Dyson	2000-01-03
	Jeff Easterling	1993
	Kyle Enders	2007-08-09-10
	Tanner English	2013-14
	Vince Fiori	2013-14-15-16
	Neil Giesler	2006
	Davy Gregg	2004-05
	John Gregory	2004-05
	Grayson Greiner	2013-14
	Nick Godwin	2007
	Jordan Gore	2015
	Garris Gonce	2003
	Lee Gronkiewicz	2001-02
	Ross Grosvenor	2016
	Bryan Harper	2011
	Patrick Harrington	2012-15
	Oliver Harwas	1996
	Tyler Haswell	2016
	Reese Havens	2008
	Dillon Hodge	2016
	Colby Holmes	2012
	Harris Honeycutt	2006
	Brian Hucks	1995-96
	Cheyne Hurst	2006-07
	Nate Janowicz	2000
	Brett Jodie	1997-98
	Preston Johnson	2015
	Tyler Johnson	2016
	Jeffery Jones	2010
	John Jones	2016
	Tripp Kelly	1999-2000
	Brian Kirby	1998
	Trent Kline	2006-07
	Josh Knab	2013
	Forrest Koumas	2012
	Harley Lail	2008
	Conor Lalor	2004-05-06-07
	Dan Luczak	2005-06
	DeAngelo Mack	2007

<b>Staff</b>	<b>Name</b>	<b>Year</b>
	Brent Marsh	2005
	Drew Martin	2007
	Kyle Martin	2013-14
	Jared Martin	2016
	Evan Marzilli	2011-12
	Jose Mata	2010-11
	Adam Matthews	2011-12
	Wally Maynard	1993-94-95
	Tim McCarty	2004
	Trey McNickle	2014
	Kevin Melillo	2003-04
	Whit Merrifield	2009-10
	Brandon Miller	2009
	Jordan Montgomery	2013-14
	Marcus Mooney	2014-16
	Brent Moore	1996
	Tyler Musselwhite	2008
	Steven Neff	2009
	Shane Nelson	2000
	Scott Pace	1994
	Hank Parks	2004
	Ian Paxton	2005-06
	Erik Payne	2012-13
	Yaron Peters	2003
	Weber Pike	2014-15
	Jeremy Plexico	2000-01-02
	Chris Plummer	2001-02
	Jamie Poston	2000
	Landon Powell	2003-04
	Jordan Propst	2009-10
	Colton Provey	2016
	Jonathan Ratledge	2007
	Aaron Rawl	2004-05
	Josh Reagan	2015
	Steven Reinhold	2005-06-07
	Jimmy Revan	2010
	Matt Riddle	2000-01-03
	Casey Rihn	2009
	Dante Rosenberg	2013
	Michael Roth	2010-11-12
	Richard Royal	2009-10
	Graham Saiko	2013
	Alex Satterfield	2013
	Clarke Schmidt	2016
	Max Schrock	2014-15
	Clark Scolamiero	2016
	Reed Scott	2015-16
	Stacy Stokes	1993-94
	Rob Streicher	1996-97
	Patrick Sullivan	2010-11-12-13
	Sean Sullivan	2012-13
	Ryan Szjwebka	1996-97
	Brady Thomas	2009-10-11
	Craig Thomas	2006-07-08-09
	Steve Thomas	2000-01-02
	Drake Thomason	2012
	Dom Thompson-Williams	2016
	Brandon Todd	2006-08
	Steven Tolleson	2004-05
	Bryan Triplett	2004
	Chase Vergason	2012-13
	Matthew Vogel	2015
	Rob Watson	1995-96-97
	Tyler Webb	2012-13
	Mac White	1993-94
	Sean Wideberg	2007-08
	Jake Williams	2010-11
	Jared Williams	2016
	Matt Wilson	1999-2000-01-02
	Scott Wingo	2009-10
	Jack Wynkoop	2014-15

**SEC FIRST-YEAR ACADEMIC HONOR ROLL ALL-TIME MEMBERS**

<b>Player Profiles</b>	<b>Name</b>	<b>Year</b>
	Kyle Anderson	2016
	DC Arendas	2013
	Austin Ashmore	2009
	Will Atwood	2006
	Parker Bangs	2007
	Nolan Belcher	2009
	Danny Blair	2016
	Connor Bright	2012
	Greg Brodzinski	2011
	Alex Burrell	2008
	Will Casey	2008
	Mike Cisco	2006
	Thatcher Coleman	2015
	Gene Cone	2014
	Seth Constable	2012
	Banks Cromer	2015
	Canaan Cropper	2014
	Wil Crowe	2014
	Andrew Cruse	2004
	Chris Cullen	2016
	James Darnell	2006
	Trey Delk	2005
	Alex Destino	2015
	Sam Dyson	2007
	Tanner English	2012
	Vince Fiori	2012
	Grayson Greiner	2012
	Evan Goldberg	2007
	Patrick Harrington	2011
	Greg Harrison	2010
	Reese Havens	2006
	Adam Hill	2016
	Anthony Iacomini	2010
	George Iskenderian	2013
	Tyler Jackson	2013
	Tyler Johnson	2015
	Tommy King	2004
	Logan Koch	2014
	Conor Lalor	2003
	Keegan Linza	2008
	Chris Love	2007
	Dan Luczak	2004
	DeAngelo Mack	2006
	Zack Madden	2014
	Jared Martin	2015
	Evan Marzilli	2010
	Josh McDonald	2004
	Whit Merrifield	2008
	Jordan Montgomery	2012
	Cody Morris	2016
	Hank Nichols	2016
	John Parke	2014
	Erik Payne	2011
	Jonathan Ratledge	2006
	James Rawls	2009
	Steven Reinhold	2004
	Jose Rodriguez	2008
	Michael Roth	2009
	Richard Royal	2008
	Clarke Schmidt	2015
	Max Schrock	2013
	Clark Scolamiero	2015
	Reed Scott	2014
	Joel Seddon	2012
	Harrison Smith	2016
	Jackson Smith	2014
	Madison Stokes	2015
	Craig Thomas	2005
	Drake Thomason	2011
	Steven Tolleson	2003
	Brandon White	2005
	Walker Whitley	2003
	Jared Williams	2015
	Jack Wynkoop	2013
	Scott Wingo	2008

All-Time First Round/Supplemental MLB Draft Selections			
Year	Player	Overall	Team
2011	Jackie Bradley Jr. (OF)	Sup.No. 40	Red Sox
2008	Justin Smoak (1B)	No. 11	Rangers
2008	Reese Havens (SS)	No. 22	Mets
2004	Landon Powell (C)	No. 24	Athletics
2004	Matt Campbell (LHP)	No. 29	Royals
2002	Drew Meyer (SS)	No. 10	Rangers
1999	Brian Roberts (SS)	Sup.No. 50	Orioles
1998	Adam Everett (SS)	No. 12	Red Sox
1990	Brian Williams (RHP)	Sup.No. 31	Astros
1985	Mike Cook (RHP)	No. 19	Angels
1982	Joe Kucharski (RHP)	No. 24	Orioles
1977	Randy Martz (RHP)	No. 12	Cubs
1974	Eddie Ford (SS)	No. 20	Red Sox

*Earl Bass, Garry Hancock and Joe McCarthy all were first round picks in Secondary Phase drafts.*

Year	Player	Round	Team
2016	Braden Webb (P)	3rd	Brewers
	Dom Thompson-Williams (OF)	5th	Yankees
	Marcus Mooney (SS)	10th	Braves
	Gene Cone (OF)	10th	Mets
	Taylor Widener (P)	12th	Yankees
2015	Matt Vogel (P)	25th	Rays
	Kyle Martin (1B)	4th	Phillies
	Jack Wynkoop (SP)	6th	Rockies
2014	Max Schrock (2B)	13th	Nationals
	Grayson Greiner (C)	3rd	Tigers
	Jordan Montgomery (P)	4th	Yankees
2013	Joey Pankake (3B)	7th	Tigers
	Tanner English (OF)	11th	Twins
	Joel Seddon (P)	11th	Athletics
	Evan Beal (P)	21st	Royals
	Tyler Webb (P)	10th	Yankees
2012	LB Dantzler (1B)	14th	Blue Jays
	Adam Westmoreland (P)	26th	Marlins
	Colby Holmes (P)	FA	Braves
	Dante Rosenberg (C)	FA	Cardinals
	<b>Christian Walker (1B)</b>	<b>4th</b>	<b>Orioles</b>
2011	Matt Price (P)	7th	Orioles
	Evan Marzilli (OF)	8th	Diamondbacks
	<b>Michael Roth (P)</b>	<b>9th</b>	<b>Angels</b>
	Adam Matthews (OF)	29th	Reds
	<b>Jackie Bradley Jr. (OF)</b>	<b>1st-sup</b>	<b>Red Sox</b>
2010	Scott Wingo (2B)	11th	Dodgers
	Peter Mooney (SS)	21st	Blue Jays
	John Taylor (P)	22nd	Mariners
	Bryan Harper (P)	30th	Nationals
	Steven Neff (P)	41st	Giants
2009	Adrian Morales (2B/3B)	49th	Royals
	<b>Sam Dyson (P)</b>	<b>4th</b>	<b>Blue Jays</b>
	<b>Whit Merrifield (OF)</b>	<b>9th</b>	<b>Royals</b>
	Blake Cooper (P)	12th	Diamondbacks
	Bobby Haney (SS)	21st	Giants
2008	Parker Bangs (P)	31st	Royals
	Jordan Propst (P)	49th	Royals
	Justin Dalles (C)	6th	Orioles
	DeAngelo Mack (OF)	13th	Yankees
	Alex Farotto (P)	34th	White Sox

Year	Player	Round	Team
2008	<b>Justin Smoak (1B)</b>	<b>1st</b>	<b>Rangers</b>
	Reese Havens (SS)	1st	Mets
	<b>James Darnell (3B)</b>	<b>2nd</b>	<b>Padres</b>
	Will Atwood (P)	12th	Nationals
	Phil Disher (C)	15th	Astros
2007	Brandon Todd (P)	36th	Marlins
	Mike Cisco (P)	36th	Phillies
	Travis Jones (2B)	7th	Braves
	Wynn Pelzer (P)	9th	Padres
	Harris Honeycutt (P)	10th	Reds
2006	Arik Hempy (P)	17th	Cubs
	Jeff Jeffords (P)	19th	Reds
	Trent Kline (C)	49th	Giants
	Andrew Cruse (P)	9th	Phillies
	Michael Campbell (OF)	20th	Padres
2005	Ian Paxton (C)	FA	Devil Rays
	<b>Steven Tolleson (SS)</b>	<b>5th</b>	<b>Twins</b>
	<b>Steve Pearce (1B)</b>	<b>8th</b>	<b>Pirates</b>
	Zac McCamie (P)	16th	Marlins
	Aaron Rawl (P)	17th	Phillies
2004	Davy Gregg (OF)	20th	Cubs
	<b>Landon Powell (C)</b>	<b>1st</b>	<b>Athletics</b>
	Matt Campbell (P)	1st	Royals
	<b>Billy Buckner (P)</b>	<b>2nd</b>	<b>Royals</b>
	<b>Kevin Melillo (2B)</b>	<b>5th</b>	<b>Athletics</b>
2003	Chad Blackwell (P)	6th	Royals
	Bryan Triplett (3B)	12th	Astros
	<b>Brian Buscher (3B)</b>	<b>3rd</b>	<b>Giants</b>
	David Marchbanks (P)	7th	Marlins
	Steven Bondurant (P)	15th	Athletics
2002	Justin Harris (SS)	16th	Pirates
	<b>Jon Coutlangus (OF)</b>	<b>19th</b>	<b>Giants</b>
	Chris Hernandez (P)	22nd	Pirates
	<b>Drew Meyer (SS)</b>	<b>1st</b>	<b>Rangers</b>
	Yaron Peters (1B)	10th	Braves
2001	Gary Bell (P)	10th	Yankees
	Garris Gonce (OF)	31st	Cardinals
	Blake Taylor (P)	39th	Indians
	Trey Dyson (1B)	FA	Royals
	John Wesley (P)	FA	Blue Jays
2000	Steven Whetstone (P)	FA	White Sox
	<b>Marcus McBeth (OF)</b>	<b>4th</b>	<b>Athletics</b>
	Kip Bouknight (P)	13th	Rockies
	Bryon Jeffcoat (2B)	13th	Braves
	Brett Price (P)	14th	Athletics
1999	Michael Floyd (OF)	22nd	Phillies
	Tim Whittaker (C)	38th	Blue Jays
	<b>Lee Gronkiewicz (P)</b>	<b>FA</b>	<b>Indians</b>
	Tripp Kelly (1B)	FA	Athletics
	Peter Bauer (P)	2nd	Blue Jays
1998	Scott Barber (P)	6th	Diamondbacks
	Brandon Pack (C)	12th	Rangers
	Nate Janowicz (OF)	15th	Indians
	Clint Collins (P)	22nd	Reds
	<b>Brian Roberts (2B)</b>	<b>1st-sup</b>	<b>Orioles</b>
1997	Jason Pomar (P)	13th	Athletics
	Randy Hadden (P)	14th	Dodgers
	Adam Poe (OF)	42nd	Rangers
	<b>Adam Everett (SS)</b>	<b>1st</b>	<b>Red Sox</b>
	Mike Curry (OF)	6th	Royals
1996	<b>Brett Jodie (P)</b>	<b>6th</b>	<b>Yankees</b>
	Ryan Bordenick (C)	9th	Brewers
	Derick Urquhart (OF)	16th	Nationals
	Eric Stanton (3B)	43rd	Pirates
	Rob Streicher (C)	FA	Expos
1995	Jason Haynie (P)	11th	Pirates
	Brian Hucks (C)	31st	Reds
	J.J. Pearsall (P)	15th	Dodgers
	<b>Jim Stoops (P)</b>	<b>FA</b>	<b>Giants</b>
	Rob DeBoer (C)	8th	Athletics
1994	Mark Gugino (OF)	20th	Marlins
	Mac White (OF)	20th	Tigers
	Scott Pace	FA	Marlins

Year	Player	Round	Team
1993	Rich Pratt (P)	9th	White Sox
	Joe Biernat (SS)	60th	Cubs
1992	Jared Baker (P)	3rd	Padres
	<b>D.T. Cromer (OF)</b>	<b>11th</b>	<b>Athletics</b>
	Burke Cromer	FA	Braves
1991	Dave Willman	FA	Brewers
	Brian Lawler	FA	Phillies
	Sean Evans (P)	23rd	Pirates
1990	<b>Brian Williams (P)</b>	<b>1st</b>	<b>Astros</b>
	Skeets Thomas (OF)	25th	Cardinals
1989	<b>Tripp Cromer (SS)</b>	<b>3rd</b>	<b>Cardinals</b>
	Brian Rountree (P)	41st	Tigers
	Kenny Welch (C)	FA	Indians
1988	Adrian Adkins	FA	Pirates
	Bobby Underwood	17th	Pirates
	Garrett Carter (3B)	FA	Braves
1987	Mike Songini	FA	Reds
	<b>Dave Hollins (3B)</b>	<b>6th</b>	<b>Padres</b>
	Jeff Barns (SS)	15th	Angels
1986	Rodney Richey (P)	28th	Blue Jays
	Brian Currie (P)	35th	Dodgers
	Lee Whatley	FA	Dodgers
1985	Riley Polk (2B)	28th	Indians
	Joe Datin (1B)	37th	Braves
	<b>Mike Cook (P)</b>	<b>1st</b>	<b>Angels</b>
1984	Rob Rinehart	FA	Mets
	Greg Morhardt (1B)	2nd	Twins
	<b>Kent Anderson (SS)</b>	<b>4th</b>	<b>Angels</b>
1983	Jim St. Laurent (OF)	18th	Rangers
	Phillip Wilson	FA	Twins
	Gary Parmenter	6th	Cubs
1982	Mark Calvert (P)	14th	Reds
	Mike Werner (P)	21st	Blue Jays
	Joe Kucharski (P)	1st	Orioles
1981	Dennis Lubert (P)	11th	Braves
	Robbie Vollmer (OF)	18th	Mariners
	<b>Don Gordon (P)</b>	<b>31st</b>	<b>Tigers</b>
1980	Kurt Korinek	FA	Royals
	Joe McCarthy (OF)	1st	Tigers
	Bobby Kish (P)	11th	Cardinals
1979	Rob Carraway	FA	Indians
	Rob Lowery	FA	Phillies
	Paul Hollins	FA	Mets
1978	Greg Jonson	FA	Royals
	<b>Bill Landrum (P)</b>	<b>FA</b>	<b>Cubs</b>
	<b>Jeff Twitty (P)</b>	<b>25th</b>	<b>Royals</b>
1977	<b>Randy Martz (P)</b>	<b>1st</b>	<b>Cubs</b>
	<b>Mookie Wilson (OF)</b>	<b>2nd</b>	<b>Mets</b>
	Mark Van Bever (2B)	7th	Orioles
1976	<b>Ed Lynch (P)</b>	<b>22nd</b>	<b>Rangers</b>
	Johnny Hinkel	FA	White Sox
	Mike Lebo	FA	Blue Jays
1975	<b>Jim Lewis (P)</b>	<b>FA</b>	<b>Mariners</b>
	<b>Garry Hancock (OF)</b>	<b>1st</b>	<b>Indians</b>
	<b>Jim Pankovits (3B)</b>	<b>4th</b>	<b>Astros</b>
1974	<b>Greg Keatley (C)</b>	<b>5th</b>	<b>Cubs</b>
	Tim Lewis (P)	8th	Yankees
	Steve Cook	FA	Orioles
1973	Earl Bass (P)	1st	Cardinals
	<b>Hank Small (OF)</b>	<b>4th</b>	<b>Braves</b>
	Greg Ward (P)	13th	Orioles
1972	Eddie Ford (SS)	1st	Red Sox
	John Gambrell (OF)	17th	Phillies
	Allen Johnson (P)	25th	Tigers
1971	Pete Carpenter	FA	Cardinals
	Billy Petoskey	FA	Phillies
	Buddy Caldwell	FA	Red Sox
1970	Butch Boltton	FA	Braves
	<b>Gary Lance (P)</b>	<b>FA</b>	<b>Royals</b>
	Toy McCord (SS)	9th	Angels
1967	Dan Scarpa	FA	Mets
	Larry Womack	FA	Yankees

bold indicates played in Major League Baseball

CAROLINA GAMECOCKS

STAFF

PLAYER PROFILES

OPPONENTS

SEASON IN REVIEW

HISTORY & RECORDS

CAROLINA GAMECOCKS

STAFF


PLAYER PROFILES

OPPONENTS

SEASON IN REVIEW

HISTORY & RECORDS

Dreams do come true! For every Gamecock fan that believed, every Gamecock fan that cheered, the 2010 baseball season brought elation as South Carolina claimed the national championship after a 2-1 victory in 11 innings over UCLA. Whit Merrifield's one-out single to right field scored Scott Wingo with the winning run sending shockwaves from Omaha all the way back to Columbia.



JACKIE BRADLEY JR.  
2010 College World Series  
Most Outstanding Player



South Carolina became the first team in College World Series history to win six consecutive games on the way to a national title and closed out Rosenblatt Stadium in historic fashion.

With the game tied at 1-1 in the bottom of the 11th inning, Scott Wingo battled to a full count vs. UCLA reliever Dan Klein before drawing a leadoff walk. After a passed ball advanced Wingo to second base, the Gamecocks would bring the winning run 90 feet closer with Evan Marzilli setting down a sacrifice bunt that moved Wingo to third with one out and setting the stage for Merrifield.

After taking two pitches for balls, Merrifield came up with the game-winner as he roped a base hit down the right field line to score Wingo and clinch the national title for the Gamecocks.



An inspiration for the Gamecock baseball team was the courageous battle of Bayler Teal. Diagnosed in 2008 with neuroblastoma, Bayler went through intensive treatment and fought cancer every single day. In March of 2010, he was invited to throw out a ceremonial first pitch at Carolina Stadium. He never gave up and fought it every step up to his death on June 20, 2010 when he passed away just as the Gamecocks took the field vs. Oklahoma at the College World Series. Though his fight ended, Bayler's spirit lives on. It lived on every step of the way as the Gamecocks earned a spot in the National Championship Series. Following Bayler's death, the Teal Family was able to make it to Omaha for the National Championship Series against UCLA. Pictured above is his mother Risha Teal, his brother, Bridges and father Rob Teal. An angel in the outfield, Bayler was with the Gamecocks every step as Carolina brought home a national championship. We Miss You Bayler!

CAROLINA GAMECOCKS

STAFF

PLAYER PROFILES

OPPONENTS

SEASON IN REVIEW

HISTORY & RECORDS

CAROLINA GAMECOCKS  
STAFF  
PLAYER PROFILES  
OPPONENTS  
SEASON IN REVIEW  
HISTORY & RECORDS

2010 RESULTS

FEBRUARY

19	Duquesne	W, 10-3
20	Duquesne	W, 13-3
21	Duquesne	W, 5-3
26	at East Carolina	W, 6-2
27	at East Carolina	L, 4-3
28	at East Carolina	L, 4-2

MARCH

3	Presbyterian	W, 15-0
5	at Clemson	L, 4-3
6	vs. Clemson (Fluor Field)	W, 7-5
7	Clemson	L, 19-6
9	Valparaiso	W, 12-4
10	Valparaiso	W, 7-3
13	Brown	W, 8-4
13	Brown (DH)	W, 10-7
14	Brown	W, 6-5 (10)
16	at Furman (Fluor Field)	W, 15-0
17	Davidson	W, 8-3
19	Tennessee	W, 4-2
20	Tennessee	W, 10-7
21	Tennessee	W, 4-0
23	at Georgia Southern	W, 8-5 (13)
26	at Auburn	W, 11-5
27	at Auburn	W, 2-0
28	at Auburn	L, 10-6
30	The Citadel	W, 10-1

APRIL

2	Mississippi State	W, 10-2
3	Mississippi State	L, 8-7
4	Mississippi State	W, 14-2
7	College of Charleston	W, 6-3
9	at Vanderbilt	W, 3-2
10	at Vanderbilt	L, 2-0
11	at Vanderbilt	W, 2-2
14	at The Citadel	W, 10-4
16	Ole Miss	W, 5-0
17	Ole Miss	W, 9-5
18	Ole Miss	L, 5-4
20	USC Upstate	W, 4-2
23	at Georgia	W, 11-4
25	at Georgia	W, 5-0 (7)
25	at Georgia	W, 8-7 (7)
30	Alabama	W, 9-7 (11)

MAY

1	Alabama	L, 6-4
2	Alabama	W, 20-15
5	Winthrop	W, 14-6
7	at Kentucky	W, 13-9
8	at Kentucky	L, 2-1
9	at Kentucky	L, 9-3
11	Wofford	W, 17-4
12	Charleston Southern	W, 10-2
14	at Arkansas	W, 3-2
15	at Arkansas	W, 5-0
16	at Arkansas	W, 5-3
18	Furman	W, 11-6
20	Florida	L, 3-2
21	Florida	L, 5-2
22	Florida	W, 11-6

SEC Tournament (Hoover, Ala.)

26	vs. Ole Miss	L, 3-0
27	vs. Auburn	L, 3-1 (12)

JUNE

NCAA Regional (Columbia, S.C.)

4	Bucknell	W, 9-5
5	The Citadel	W, 9-4
6	Virginia Tech	W, 10-2

NCAA Super Regional (Myrtle Beach, S.C.)

12	at Coastal Carolina	W, 4-3
13	at Coastal Carolina	W, 10-9

NCAA College World Series (Omaha, Neb.)

20	vs. Oklahoma	L, 4-3
22	vs. Arizona State	W, 11-4
24	vs. Oklahoma	W, 3-2 (12)
25	vs. Clemson	W, 5-1
26	vs. Clemson	W, 4-3
28	vs. UCLA	W, 7-1
29	vs. UCLA	W, 2-1 (11)

Omaha – that one name on the minds of 300-plus Division I schools, with dreams of a national championship. The opportunity to dog pile and be the last team standing after months of competition. Each season – teams fight, claw and battle to reach the pinnacle of college baseball. In this – the last season at Rosenblatt Stadium – South Carolina stood alone. With the index finger pointing No. 1, South Carolina's dream of a national title came true.

The 2010 South Carolina Gamecocks entered the year with a veteran corps returning both in the field and on the mound. Senior right-hander Blake Cooper and junior right-hander Sam Dyson anchored a pitching staff that returned 34 wins from the previous season. Add to that senior right-hander and captain Jay Brown, along with a solid group of newcomers in junior college transfers and freshmen and the Gamecocks looked to have one of the deepest pitching staffs in all of college baseball. Carolina's lineup also had a veteran presence with junior outfielder Whit Merrifield at the top of the order along with sophomore standout Jackie Bradley Jr. Up the middle defensively, the Gamecocks featured senior catcher and captain Kyle Enders along with senior shortstop Bobby Haney and junior second baseman Scott Wingo. A pair of newcomers, Adrian Morales at third base and Christian Walker at first base also figured in the mix, and there was reason of optimism in the locker room at Carolina Stadium.

Carolina opened the season with a series sweep of Duquesne. The Gamecocks earned victories of 10-3, 13-3 and 5-3 to start the season off with a 3-0 record. South Carolina was stellar on the mound as the pitching staff finished the opening weekend with a 3.00 ERA as well as 39 strikeouts in 27 innings pitched. Opening day starter Blake Cooper earned a win after five innings allowing two runs on three hits with seven strikeouts in the 10-3 victory.

The Gamecocks would go through a bit of adversity in the next couple of weekends though as the Gamecocks had losing weekends against ECU and Clemson. Despite the setbacks, the Gamecocks entered the middle of March focused on putting the series losses in the rearview mirror and looked forward knowing that the season is a marathon and not a sprint. In the middle of a two-game series with Valparaiso, Carolina junior right fielder Whit Merrifield set a school record, hitting safely in 26 consecutive games besting the previous record of 25 set by Greg Keatley.

The SEC season began at home for Carolina with the Gamecocks hosting SEC East rival Tennessee. In a sign of things to come, the Gamecocks battled and fought their way to three straight victories to sweep the Volunteers at Carolina Stadium. Carolina had wins of 4-2, 10-7 and 4-0, with game three highlighted by the pitching of Tyler Webb as he limited the Volunteers to one hit, a bunt single in the sixth inning by P.J. Polk, and tied a season-high with 5.2 innings pitched. Webb struck out six batters and walked three as well. Matt Price closed the game out with two perfect innings and three strikeouts to earn his first career save. For Webb's efforts, the Gamecock left-hander would earn SEC Freshman of the Week honors.

Riding high on an 11-game winning streak, the Gamecocks turned their attention to the road and took the weekend series against Auburn. Carolina returned home and took two of three games against Mississippi State. A 10-2 win over the Bulldogs saw Brady Thomas shine as the Gamecock designated hitter tallied a pair of two-run homers to back Blake Cooper, who pitched a season-high 8.1 innings in the win. Carolina would take the series in a 14-2 win over the Bulldogs on Easter Sunday. All nine starters reached base with eight of nine tallying at least one hit. Adrian Morales was 2-for-4 with a homer. Kyle Enders, Bobby Haney and Scott Wingo each had two hits. It was enough support for Matt Price, who entered the game in the fourth inning and shut down MSU until the ninth inning. Price allowed just two hits and struck out six batters to improve to 3-0 on the year.

Three up and three down, the Gamecock baseball team would take its show back on the road with a weekend tilt in Music City against Vanderbilt. Friday night Blake Cooper showed why he was the ace and among the top pitchers in the country as he bested Vandy right-hander Sonny Gray in a showdown of two of the top conference arms as the Gamecocks upended the Commodores 3-2. Following an 8-2 loss in game two, the Gamecocks looked to take the rubber game of the series as Jay Brown, Michael Roth and Matt Price combined to face the minimum on Sunday afternoon and recorded a two-hit shutout as the Gamecocks defeated Vanderbilt 2-0. With the victory, head coach Ray Tanner tallied 1,000 career victories.

Having won four consecutive series – the Gamecocks returned home for another weekend set in conference play – this time against the Ole Miss Rebels. The pitching matchup between Blake Cooper and Ole Miss starting pitcher Drew Pomeranz was everything as advertised as both staff aces put up zero after zero on the scoreboard through the night on a warm evening in Columbia, S.C. Pomeranz did not allow a hit until the sixth and Cooper retired 11 in a row at one point. Pomeranz left after seven innings allowing no runs on two hits with 10 strikeouts and four walks. It would be the eighth inning against the Rebels bullpen that would be when the Gamecocks made their move. Scott Wingo opened the frame with a leadoff walk against Ole Miss reliever Trent Rothlin. With reliever Brett Huber into the game, Whit Merrifield also walked to give the Gamecocks a pair of runners. Carolina then caught a break as Jackie Bradley Jr. laid down a sacrifice bunt with an errant throw by third baseman Zach Miller going past first baseman Miles Hamblin and allowing Wingo to score from second base. With Bradley on second and Merrifield on third with one out, the Rebels intentionally walked Nick Ebert to load the bases. Still with one out, Huber got the second out of the inning with a strikeout against Adam Matthews. However, it would be Adrian Morales that would strike with the key hit in the inning as he roped a double to right center clearing the bases and putting the Gamecocks ahead by four runs. Kyle Enders kept the momentum going as he tripled to right center then scoring Morales and giving the Gamecocks a 5-0 lead. That was enough for Cooper – who hurled a four-hit complete game shutout in the 5-0 victory. Cooper struck out a career-high 10 batters in the victory, his fifth complete game of his career but his first career complete game shutout. He allowed just four hits and one walk in the victory. He would pick up SEC Pitcher of the Week honors for his performance – the second straight week a Gamecock pitcher had earned the award.

Carolina followed up Cooper's masterpiece with a win on the next day to clinch the series vs. Ole Miss. Christian Walker's grand slam highlighted a seven-run second inning and starting pitcher Sam Dyson did not allow an earned run in 6.1 innings of work as South Carolina defeated Ole Miss 9-5.

The Gamecocks found success on the road in the next weekend with a series sweep of Georgia in Athens. Cooper improved to 8-0 on the year with a victory in the 11-4 win over Georgia on Friday night. Sophomore outfielder Jackie Bradley Jr. got it rolling this weekend vs. Georgia batting .538 (7-for-13) in the series with a homer, three RBI and five runs scored vs. the Bulldogs. Bradley reached base five times with four hits including a homer and a game-winning RBI single in the top of the seventh inning as South Carolina held on for an 8-7 victory over Georgia in game two of the doubleheader. His four hits was a season-high as well. For the third straight week – a Gamecock pitcher earned conference pitcher of the week honors. In a 5-0 complete game shutout, Dyson finished with 69 strikes out of 96 pitches and allowed just one runner from Georgia to get in scoring position in the seven-inning shutout. All 21 putouts by the Gamecock came from the diamond, as Dyson struck out five batters and recorded 14 ground ball outs. The win was the first complete game shutout of Dyson's career.

Things would get crazy the next week as Carolina hosted Alabama at Carolina Stadium. Brady Thomas connected with a two-out, two-run homer in the bottom of the 11th inning lifting South Carolina to a 9-7 victory over Alabama on Friday night. After falling on Saturday to the Crimson Tide, the Gamecocks won the rubber game over Alabama as South Carolina pounded out a season-high 25 hits setting a Carolina Stadium record for hits in a game with Kyle Enders driving in a career-high five runs on five hits and Brady Thomas batting 3-for-3 with four RBI as well as the Gamecocks defeated Alabama 20-15. Eight Gamecock players tallied multi-hit games. Enders became the first Gamecock player for the season to tally five hits in a game, a career-high for the senior catcher. He also hit his first home run of the season. Thomas' 3-for-3 day at the plate saw him tally his sixth home run of the year and second of the series. He also scored four runs on the afternoon. Whit Merrifield finished 3-for-4 with two runs scored and a RBI. Adam Matthews was 2-for-3 with two RBI with Evan Marzilli tallying two RBI with his first career home run. Jackie Bradley Jr. was 2-for-3 with a homer, three RBI and three runs scored.

With a 16-8 record in SEC play, the Gamecocks had two conference series left and headed to Fayetteville, Ark., with a three-game series against SEC-West leading Arkansas. The series proved to be one of the top weekends for the season as the Gamecocks swept the Razorbacks on their home turf at Baum Stadium. Jackie Bradley Jr.'s one-out double in the top of the seventh inning broke a 2-2 tie and Gamecock starting pitcher Blake Cooper allowed just two runs on three hits in seven innings of work to improve to 10-0 on the year as South Carolina defeated Arkansas 3-2 in the first game. After Cooper's outing, the Gamecocks got another solid start – this from Sam Dyson, who pitched a complete game shutout with the offense backed by a two-run homer by Brady Thomas as the Gamecocks defeated Arkansas 5-0 on Saturday afternoon to clinch the weekend series vs. the Razorbacks. Dyson had a tremendous outing as he limited the Razorbacks to just six hits and walked only two on the afternoon. He struck out eight batters and went to only three three-ball counts in the game. With two victories in the book, Carolina went for the sweep. Trailing 3-2, the Gamecocks made their move in the top of the eighth inning. With reliever Jordan Pratt into the game for Arkansas, leadoff hitter Scott Wingo drew a walk on four pitches. With a full count, Whit Merrifield drove a two-run homer to left center for his second homer of the game and 12th of the season giving the Gamecocks a one-run lead. The Gamecocks added some key insurance as Adrian Morales drove a solo homer to left center, his fifth of the season to give South Carolina a 5-3 lead. That was enough for freshman Matt Price, who handcuffed the Razorbacks in 1.1 innings of relief to pick up a save, his seventh of the season and second of the series. The series sweep set the stage for a weekend series vs. Florida with the winner claiming the SEC championship.

8,188 fans came out for game one at Carolina Stadium as Florida scored three runs in the third and fourth innings and three Gator relievers combined to limit the Gamecocks to just one run in the final 5.2 innings as Florida defeated South Carolina 3-2 in the series opener.

The buzz was still going strong in Columbia for game two as the Gamecocks honored the 2010 Senior Class before the contest. In addition, the Gamecocks saw one of their own perform at the highest level – not with a baseball – but with an electric guitar – as freshman outfielder Evan Marzilli showed his musical chops with a strong ballad of the National Anthem before the game. In front of a sellout crowd of 8,242 fans, the largest in Carolina Stadium history, Carolina and Florida stood at 2-2 entering the top of the seventh. The Gators made their move in the top of the seventh as Brian Johnson led off with a single. With pinch runner Bryson Smith into the game, Florida's Daniel Pigott set a down a sacrifice bunt. On the play, South Carolina starting pitcher Sam Dyson threw to second base but Smith beat the throw to the bag giving the Gators a pair of runners. After a sacrifice bunt by Ben McMahan, Dyson battled for Carolina as he struck out Tyler Thompson to get the second out of the inning. With runners still in scoring position and two outs, Adams connected on a 1-1 pitch with a double to the gap in right center scoring both runners and giving the Gators a two-run cushion. That lead was extended to 5-2 in the ninth inning as Adams again delivered with two outs with a RBI single to right field scoring McMahan, who reached base earlier on a Gamecock error. Florida would then claim the championship for the Southeastern Conference as Kevin Chapman worked the final 1.2 innings and closed out the Gators 5-2 win.

Although Carolina did not win the SEC championship, the squad bounced back in the final regular season game of the year with an 11-6 win over Florida in the series finale. Jackie Bradley Jr. hit a grand slam home run and Adam Matthews tallied three hits and homered for the second straight day. The win showed tremendous resolve for Carolina, as the Gamecocks and Florida showed why they were the top two teams in the conference. With the SEC title in the background, Carolina set its attention toward the ultimate goal – a trip to Omaha and a chance to play for a national championship.

**NCAA REGIONAL RECAP**

Following a disappointing 0-2 finish at the SEC Tournament, the Gamecocks went back to work in Columbia. Going back to the basics, Carolina worked on fundamentals and reestablishing what helped bring the team one game within an SEC championship in the regular season. With a renewed set of confidence and excitement in the air, the Gamecock baseball program hosted one of the 16-team NCAA regionals that featured No. 2 seed Virginia Tech, No. 3 seed The Citadel and No. 4 seed Bucknell.

In game one, Bucknell got off to a fast start and broke out to a 5-1 lead heading into the bottom of the sixth inning. The Gamecocks would cut the Bison lead in half with a two-out rally in the sixth. A one-out double from Adrian Morales set the table, for Evan Marzilli to hit a HR over the right-field wall to bring in two runs and reduce the deficit to 5-3. The Carolina offense finally exploded in the eighth inning. Bradley put South Carolina on top for the first time all night with one swing of the bat, launching a home run just over the left-field wall to score Merrifield in the bottom of the eighth, giving the Gamecocks a 6-5 lead. Morales blasted a three-run homer to left to give the Gamecocks a 9-5 lead they would not relinquish as Michael Roth would retire the side in order in the ninth.

In the winner's bracket, it would be an All-Palmetto State affair in game two with the Gamecocks meeting The Citadel on a hot Saturday evening at Carolina Stadium. The contest featured two of the top pitchers in the country with Blake Cooper on the mound for Carolina and The Citadel going with junior right-hander Asher Wojciechowski. The Bulldogs held a 4-2 advantage but South Carolina finally got to Wojciechowski in the seventh inning. With one out, head coach Ray Tanner elected to go with left-handed pinch-hitter Evan Marzilli and the freshman came through in a big way, lacing a base hit to right field to plate Haney and Wingo, tying the game at 4-4. Then, with two outs, Thomas singled up the middle, moving Marzilli to third. Thomas would then try to force a balk by taking off early from first, but Wojciechowski never flinched as the Carolina catcher took second without a throw. Clearly rattled at that point, a subsequent Wojciechowski pitch slipped out of his hand and sailed to the backstop, allowing Marzilli to score from third to give Carolina a 5-4 lead.

Overall: .....	54-16
Non-Conference Record:.....	33-7
SEC Record: (denotes conf. games only) ...	21-9
At Home: .....	30-6
On Road: .....	17-7
Neutral:.....	7-3
At Home (SEC): .....	10-5
On Road (SEC):.....	11-4
At Home (Non-Conference): .....	20-1
On Road (Non-Conference): .....	6-3
Neutral Site (Non-Conference): .....	7-3
In Extra Inning Games:.....	5-1
Vs. Top 25 Teams:.....	20-10
In February: .....	4-2
In March:.....	16-3
In April: .....	13-3
In May: .....	10-7
In June: .....	11-1
Playing a day game: .....	25-12
Playing a night game: .....	29-4
In one-run game: .....	9-7
In two-run game: .....	8-3
In games decided by three runs or less: .....	21-12
In five + run game: .....	26-3
When Scoring First: .....	36-6
When Opponent Scores First: .....	18-10
When Leading Entering the 7th Inn.: .....	41-1
When Trailing Entering the 7th Inn.: .....	6-12
When Tied Entering the 7th Inn.: .....	7-3
When Scoring 10+ Runs: .....	23-0
When Allowing 10+ Runs: .....	1-2
When Scoring 5 runs or less: .....	17-13
When Allowing 5 runs or less: .....	44-10
When out-hitting opponent: .....	45-5
When matching opponent with hits: .....	5-3
When out-hit by opponent: .....	4-8
When hitting at least one home run: .....	40-9
vs. Starting LHP: .....	20-7
vs. Starting RHP: .....	34-9
On Monday: .....	1-0
On Tuesday: .....	9-0
On Wednesday: .....	7-1
On Thursday:.....	1-2
On Friday: .....	13-2
On Saturday: .....	12-5
On Sunday: .....	11-6
Wearing white uniforms/black trim: .....	2-3
Wearing white pinstripes/garnet trim: .....	16-0
Wearing white uniforms/garnet trim: .....	6-2
Wearing black jersey/white: .....	2-0
Wearing black jersey/grey: .....	1-1
Wearing garnet jersey/white:.....	8-2
Wearing garnet jersey/grey:.....	8-3
Wearing grey uniforms/black trim: .....	9-2
Wearing grey pinstripes/garnet trim:.....	3-2

CAROLINA GAMECOCKS

STAFF

PLAYER PROFILES

OPPONENTS

SEASON IN REVIEW

HISTORY & RECORDS

CAROLINA GAMECOCKS

STAFF

PLAYER PROFILES

OPPONENTS

SEASON IN REVIEW

HISTORY & RECORDS

Morales delivered an RBI double into the right-field corner, scoring Thomas to make it 6-4 Gamecocks and chasing the Citadel ace from the game. Christian Walker then ripped another double into the gap in left center to bring home Morales, making it 7-4 Gamecocks. Cooper struck out a career-high 12 batters, and South Carolina defeated The Citadel 9-4 to advance to the regional championship.

One win away from a trip to the NCAA super regionals, the Gamecocks had one team left to defeat – Virginia Tech, who staved off elimination against The Citadel. Virginia Tech struck first. A walk to Michael Seaborn brought up Steve Domecuc, who launched his 13th home run of the season to give the Hokies an early 2-0 lead.

The Gamecocks got on the board in the fourth when Brady Thomas and Christian Walker both laced doubles, with the latter scoring the former to cut the deficit to 2-1. An inning later, the Gamecocks would add another to tie the score on Jackie Bradley Jr.'s RBI sacrifice fly.

As had been their custom during this regional, South Carolina broke it open in the late innings. For it was the sixth inning this time, after first baseman Christian Walker and Kyle Enders delivered back-to-back singles, a Bobby Haney fly ball advanced Walker to third and brought up second baseman Scott Wingo with two outs. The junior delivered his first RBI in a month as he drove a 2-2 pitch into right field, scoring Walker to give the Gamecocks a 3-2 lead. But they were not done. Marzilli ripped his third hit of the night (a career high) to score Enders, and Wingo came across after Whit Merrifield delivered an RBI single of his own to make it 5-2 and end Virginia Tech starter Matthew Price's night on the mound.

But a new pitcher for the Hokies would receive a rude welcome from Bradley as he roped the third pitch he saw over the right-field wall to blow the game wide open, scoring Marzilli and Merrifield to make it 8-2 and energize the Carolina Stadium crowd of 6,233. While Jose Mata kept Virginia Tech at bay, the Gamecocks would tack on two more runs in the seventh and eighth innings. Mata would then work a scoreless eighth, while Michael Roth shut the door with a perfect ninth to clinch the regional championship for Carolina.

Six Gamecocks were named to the All-Tournament team for the 2010 NCAA Regional - C Kyle Enders, 3B Adrian Morales, OF Jackie Bradley Jr., OF Evan Marzilli, DH Brady Thomas and P Blake Cooper.

Adrian Morales was the NCAA Regional MVP along with earning All-Tournament team honors. Morales hit a homer in all three games of the Regional and finished the weekend batting .500 (7-for-14) with five runs scored, and seven RBI as well.

**NCAA SUPER REGIONAL RECAP**

Down to the final 16 teams in the country, the Gamecocks headed east for a NCAA Super Regional showdown with the No. 4 national seed, Coastal Carolina. It was hot and humid as BB&T Coastal Field filled up with both Gamecock and Chanticleer fans in the stands to see both teams battle with a trip to Omaha on the line.

Carolina sent ace Blake Cooper to the mound with Coastal going with left-hander Matt Rein. South Carolina jumped on Coastal early with three runs in the top of the first inning. Whit Merrifield reached base with one out on a throwing error by Rein. Rein then struggled with control as he walked Jackie Bradley Jr. and hit Adrian Morales to load the bases with one out. Christian Walker delivered for South Carolina as he smacked a two-run single to left field giving the Gamecocks the lead. After a walk to Adam Matthews loaded the bases a second time, Kyle Enders drove in Morales with a RBI sacrifice fly to right field to put South Carolina ahead 3-0. South Carolina extended the lead to 4-0 in the top of the second inning, with one out and the bags full, Jackie Bradley Jr. walked to score Haney.

Coastal cut that lead in half in the bottom of the second inning on a two-run homer from Daniel Bowman. The Chanticleers crept to within a run in the bottom of the fourth on the back of three consecutive hits from Tommy LaStella, Jose Iglesias and Chance Gilmore. Gilmore's RBI bloop single to left field would score La Stella.

With South Carolina leading 4-3 heading into the fifth inning, the game became an intense, emotional affair as both teams pitchers battled to keep each other's offense in check. Coastal loaded the bases with one out in the sixth inning only to see Cooper get out of the jam on a double play ball that deflected off his glove and back to second baseman Scott Wingo who tagged the base at second and threw to first just nabbing Daniel Bowman and keeping the Gamecocks ahead by a run. The next moment of truth came in the eighth inning as Coastal had loaded the bases with no outs. Enter, Gamecock closer Matt Price, who battled, as he struck out Chance Gilmore swinging, got Taylor Motter on a called third strike and ended the frame with getting Bowman to ground out back to him to keep the Chanticleers from tying up the game. Coastal looked to make a score in the ninth inning off of reliever Matt Price. With one out, Adam Rice worked Price to a full count and drew a walk to give CCU a base runner. With two outs and Rice still on first base, Rico Noel just got a handle of a Price pitch and beat out an infield single that was down the third base line to put a pair of runners on base for Coastal. Price kept battling though and preserved the Gamecock victory as Tommy La Stella flew out to center field giving the Gamecocks a 4-3 victory.

With temperatures in the 90's and the heat index in triple digits, the Gamecocks and Chanticleers faced off again in game two of the super regional. Unlike the previous game, both squads would show off the offense in a back and forth affair that kept the fans on the edge of their seats.

Rico Noel gave Coastal Carolina a 1-0 lead in the top of the first inning with a solo home run off of starter Sam Dyson. South Carolina answered though in the bottom half and scored twice to take a 2-1 lead. Evan Marzilli led off with a double to left center. With Merrifield on second base, the Gamecocks scored their second run as Jackie Bradley Jr. extended his hitting streak to 16 games with a double over left fielder Chance Gilmore.

CCU regained the lead in the top of the second inning batting around to score four runs and take a 5-2 lead. Taylor Motter tied the game as he stroked a one-out solo homer to left field, his 12th home run of the year.

South Carolina fought back and tied the game at 5-5 in the bottom of the third with three runs and took advantage of a pair of Chanticleer errors in the process. All the scoring came with two outs as Morales drew a walk and Christian Walker reached base on third baseman Scott Woodward's fielding error. Adam Matthews delivered for the Gamecocks as he roped a RBI double down the left field line that plated home Morales with Walker also scoring. Carolina then tied it on Kyle Enders' RBI single up the middle.

Coastal regained the lead in the top of the fourth with a single run. With two outs and Rich Witten on second base, the Chanticleers caught their own breaks with a hit by pitch to Rico Noel followed by consecutive walks to Tommy La Stella as well as Jose Iglesias that plated home Witten. That lead was extended in the top of the sixth to 7-5 as Adam Rice led off with a single and with two outs scored on Tommy La Stella's RBI single to right field.

South Carolina answered in the bottom half of the sixth to tie the game at 7-7. Bobby Haney drew a leadoff walk and after Scott Wingo's sacrifice bunt would score on pinch hitter Nick Ebert's RBI base hit to right center. With two outs and runners on the corners, pinch-runner Robert Beary scored as a throwing error by third baseman Scott Woodward allowed the Gamecocks to even the game.

CCU struck again in the top of the seventh inning as Bowman launched a two-out solo home run to left field that gave Coastal an 8-7 lead. They would increase the advantage to 9-7 in the top of the eighth as Scott Woodward reached base with one out, and later score on Jose Iglesias' RBI base hit to left field. With the Gamecocks trailing by a pair of runs in the eighth, South Carolina mounted a two-out rally against Coastal closer Austin Fleet with a walk to Jackie Bradley Jr. and a double by Adrian Morales. That set the stage for Christian Walker, who after taking a pair of strikes and a ball, launched his seventh home run of the season giving the Gamecocks a one-run lead. With Gamecock reliever Matt Price on the mound, Carolina closed the game, as Price retired all three batters he faced including a ground out by Rich Witten to end the game and setting off a dog pile on the mound by the Gamecock players.

**COLLEGE WORLD SERIES RECAP**

South Carolina headed to the College World Series for the ninth time in school history. After arriving in Omaha, the Gamecocks immediately made a special trip to Rosenblatt Stadium before heading to the team hotel, just to get a glimpse at the setting where college baseball's national championship would be crowned.

Eight teams with four on each side of the bracket would do battle with one emerging as champion. Carolina's bracket featured Big 12 contender Oklahoma, No. 1 national seed Arizona State and Palmetto State rival Clemson.

**OKLAHOMA (4) SOUTH CAROLINA (3)**

The Gamecocks would open up CWS play vs. the Sooners. It was a wild day at Rosenblatt Stadium as the start time was delayed four hours and 15 minutes by rain with an additional two hour and one minute delay just before the start of the bottom of the sixth inning as well. Oklahoma broke ahead 1-0 in the bottom of the first inning. Chris Ellison led off with a single and was sacrificed over to second base. With two outs and Ellison still on second, the Sooners grabbed the lead on a RBI single to right center by Tyler Ogle. Carolina struck back quickly to tie it at 1-1 in the top of the second inning as Christian Walker led off with a solo home run to left center, his eighth homer of the year. Walker crushed a 1-0 pitch from Rocha for his second consecutive home run in as many at bats. The Sooners reclaimed the lead in the bottom of the second with Caleb Bushyhead delivering a solo home run to right field, his sixth round tripper of the year as Oklahoma went back ahead 2-1 on the Gamecocks. Carolina again answered with a home run as Jackie Bradley Jr. tagged his 12th homer of the season to right field knotting the game at two apiece in the top of the fourth. Oklahoma would again reclaim the lead with a single run in the bottom of the fourth inning. Cody Reine opened the frame with a single and was sacrificed over. With two outs and Reine on second base, Bushyhead drove in his second run of the game with a RBI single down the right field line. Trailing 3-2 in the top of the eighth inning, South Carolina looked to tie the game up loading the bases with a one-out single by Whit Merrifield and a pair of two-out walks to Adrian Morales and Christian Walker. Oklahoma reliever Jeremy Erben was able to get out of the jam though as Brady Thomas lined a hard shot into right field that was corralled by Cody Reine. Oklahoma got some important insurance in the bottom of the eighth on Bucechele's solo home run to take a two-run lead. Carolina again battled in the top of the ninth as Kyle Enders singled to left field followed by a base hit to right field by pinch hitter Robert Beary. With one out, the Gamecocks then loaded the bases on a walk to Evan Marzilli. Oklahoma



reliever Ryan Duke got the second out of the inning with Whit Merrifield popping up to Buechele in follow territory right near third base. Down to its final out, Carolina's Jackie Bradley Jr. walked on four pitches scoring Enders and cutting the Sooners lead to just one run. Duke however stayed composed and was able to get Adrian Morales to fly out to center field ending the game and giving Oklahoma the victory.

**SOUTH CAROLINA (11) ARIZONA STATE (4)**

With their backs against the wall, the Gamecocks returned to the field in an elimination game against No. 1 national seed Arizona State. South Carolina pounded out eight runs on eight hits in the bottom of the second inning and starting pitcher Sam Dyson had a quality start with 7.1 innings of work as the Gamecocks defeated Arizona State 11-4.

The big frame for South Carolina was the second inning as the Gamecock bats struck for eight hits, the most hits in an inning for Carolina this year as South Carolina broke ahead 8-0 on Arizona State. Adrian Morales and Kyle Enders each singled to start things off for Carolina. With both runners on first and second base and one out, Scott Wingo drove a RBI double down the left field line scoring both Morales and Enders. It marked Wingo's first multi-RBI game since April 30 vs. Alabama. After an Evan Marzilli single, Whit Merrifield knocked a RBI single over the first baseman's head allowing Wingo to score and increasing Carolina's lead to 3-0. Jackie Bradley Jr. had the big hit in the inning then as he drove a three-run homer to left center for his team-leading 13th round tripper of the year and his second of the College World Series. That wouldn't be the only home run of the inning though as Morales connected with a two-run blast to left field off the foul pole giving Carolina the eight-run cushion. That home run was also Morales' second hit of the inning and his ninth home run of the year.

Carolina increased the advantage to 10-0 in the third inning. Bobby Haney led off with a double followed by a walk to Wingo and Marzilli reaching on a hit by pitch. With one out, the Gamecocks scored as Bradley also reached base on a hit by pitch that scored Wingo. That was followed up by a walk to Christian Walker scoring Marzilli.

All nine position starters reached base at least once with eight of nine tallying at least one hit.

**SOUTH CAROLINA (3) OKLAHOMA (2) (12 innings)**

Having survived one elimination contest, the Gamecocks earned the right to face Oklahoma for a second time in another match-up that would send the loser home with the winner surviving another day. Just like the previous game, both South Carolina and Oklahoma battled each other to the fullest with neither team being able to muster much offense.

Both Gamecock starting pitcher Blake Cooper and Oklahoma starter Zach Neal had quality starts and kept each of their respective teams in position to win the game. Cooper worked 5.2 innings allowing just one run on four hits with six strikeouts and two walks. Neal lasted seven-plus inning and yielded one run on five hits with seven strikeouts and a walk.

It was a dramatic night at Rosenblatt Stadium with both teams battling back and forth with the result in question until the final play. After Oklahoma took a 2-1 lead in the top of the 12th on a solo home run by Tyler Ogle, the Gamecocks made their move as Robert Beary singled to open the frame and give the Gamecocks the tying run on the base paths. With two outs and Beary on second base in scoring position, Jackie Bradley Jr. battled Oklahoma closer Ryan Duke to a full count before lacing a RBI single past Oklahoma's diving first baseman Cameron Seitzer to score Beary and tie the game. Jeffery Jones then walked moving Bradley into scoring position setting the stage for Brady Thomas, who roped the first pitch he saw from Duke up the middle for a RBI single to win the game and setting off a celebration among the Gamecock players on the field.

Down to the final strike and possibly the end of the season, the Gamecocks earned a 3-2 win over Oklahoma to advance to the final four teams at the 2010 College World Series. Carolina's next opponent – a team from right down the road in the state – Clemson.

**SOUTH CAROLINA (5) CLEMSON (1)**

South Carolina – Clemson – One of college baseball's greatest rivalries on the national stage with the winner getting a shot at a national championship. The path for Carolina was simple – win two or go home with the Tigers just needing one game to advance to play for the title.

With starting pitchers Blake Cooper and Sam Dyson both unavailable, Carolina turned to an unlikely pitcher to face Clemson. Left-handed reliever Michael Roth received the ball for the next game against the Tigers – his first start of the season.

In what could only be described as "the game of his life", Roth controlled Clemson from the get go and kept them off base for pretty much the entire contest as he hurled a three-hit complete game and was backed by an offense that included a home run by Kyle Enders and two RBI by Jackie Bradley Jr. as South Carolina defeated Clemson 5-1 to force one more game between the two schools. Roth was masterful throughout the evening as he limited the Tigers to just one double and a pair of singles. Roth, making only his third start of his career, went the distance and allowed just one

run while striking out four batters and walking just one. Along with the four strikeouts, he had 16 ground ball outs and six fly outs. He is now 2-1 on the year.

The Gamecocks broke ahead 1-0 in the top of the first inning. Evan Marzilli led off with a double down the left field line and with one out scored on Jackie Bradley Jr.'s RBI groundout to the shortstop. That lead increased to 2-0 in the second inning as Brady Thomas led off with a double of his own and scored on Adrian Morales' RBI single to right field. It was pushed to 3-0 in the top of the third as Marzilli drew a walk and after stealing second base, scored on Bradley's RBI double to the gap in left center.

Clemson got on the scoreboard in the bottom of the third inning to cut Carolina's lead to 3-1 as Richie Shaffer doubled to open the frame and with one out scored on a passed ball issued by catcher Kyle Enders. South Carolina reclaimed a three-run cushion in the top of the fourth inning as Enders launched a two-out solo homer to left field, his third round tripper of the year giving Carolina a 4-1 advantage. After a scoreless fifth inning, Enders drove in his second run of the game with a two-out RBI base hit in the top of the sixth to score Thomas and extend the lead to 5-1 against the Tigers. Clemson's looked to rally in the eighth inning but could not get on the scoreboard again vs. Roth. With two runners on and one out, Roth induced a fielder's choice and then a fly out to hold the Tigers at bay.

The Gamecocks played with heavy hearts that evening as one of the team's biggest fans – seven-year old Bayler Teal – had lost his battle with cancer the night before. Many players, including Roth, sported the letters BT – in honor of Bayler – on their ball cap.

**SOUTH CAROLINA (4) CLEMSON (3)**

Drama – suspense – just a couple of ways to describe the College World Series for the Gamecocks. It would be more the same in the next contest, as South Carolina and Clemson fought toe to toe to earn the right to face UCLA in the CWS championship finals. South Carolina broke ahead 1-0 in the bottom of the first inning. Three consecutive singles by Evan Marzilli, Whit Merrifield and Jackie Bradley Jr. put the Gamecocks in position to score. Harman limited the damage though as he induced Christian Walker into a 4-6-3 double play that scored Marzilli.

Clemson would tie the game 1-1 in the top of the third inning. Will Lamb reached base on a hit by pitch and advanced to third on Mike Freeman's single to right center. Lamb scored on a RBI fielder's choice off the bat of Schaus. Dyson would limit the damage for Carolina as well though as he struck out John Hinson swinging with two runners on to maintain the tie. Carolina regained the lead at 2-1 in the bottom of the fourth inning on a solo home run from Walker, his ninth of the season and third of the NCAA Tournament. Walker crushed a 2-2 pitch from Harman over the wall in left center to give the Gamecocks a one-run lead. Clemson tied it at 2-2 in the seventh inning as the Tigers scored after a fielder's choice on a throwing error by second baseman Scott Wingo.

A see-saw affair saw the Gamecocks and Tigers knotted at two apiece heading into the bottom of the seventh inning. That's when Carolina made its final move as Evan Marzilli reached base with one out on a hit by pitch against Clemson starter Casey Harman. With Alex Frederick on in relief for Clemson, Whit Merrifield struck out swinging. However, on the play, Marzilli stole second base and advanced on a throwing error by Clemson catcher Spencer Kieboom. With Marzilli in scoring position, Clemson elected to intentionally walk Jackie Bradley Jr. that brought Christina Walker up to the plate. On Frederick's 3-1 pitch, Walker roped a RBI single to left center scoring Marzilli and giving the Gamecocks a one-run lead. That was followed up by a RBI base hit by Adrian Morales scoring Bradley and putting the Gamecocks ahead 4-2. With Carolina ahead by two runs, the Tigers mounted a rally as John Hinson reached base on a triple to right after both Merrifield and Wingo collided going for the ball. Hinson would then score on Brad Miller's RBI ground out to bring the Tigers back within a run. Clemson mounted one final rally in the top of the ninth as Mike Freeman reached base with two outs on a single up the middle. But Matt Price kept the game in check and was able to get Jeff Schaus to ground out on a sharp ground ball to first baseman Christian Walker preserving a victory for the Gamecocks.

Just a few months before this game – Clemson had edged out the Gamecocks 2-1 in a weekend series. With a pair of victories in Omaha, the Gamecocks came out on top in 2010 with a 3-2 edge in wins over the Tigers. Most important – the Gamecocks survived and advanced to face UCLA in the championship series.

**SOUTH CAROLINA (7) UCLA (1)**

Heading into the championship series, South Carolina and UCLA had only one previous meeting in each school's history, when the Bruins defeated the Gamecocks on March 23, 1972, 10-4 in a tournament in Riverside, Calif.

The scenario was a little bit different now though – as a champion would be crowned – in this the final series to be played at historic Rosenblatt Stadium.

For game one, South Carolina would send senior right-hander Blake Cooper to the hill. Cooper is 12-2 on the year with a 2.86 ERA with a team-high 129.0 innings pitched. He has 116 strikeouts to just 38 walks. In the postseason, Cooper owns a 2-1 record with a 2.52 ERA in 25 innings pitched. He faces off against UCLA sophomore right-hander Gerrit Cole (11-3, 3.26 ERA).

CAROLINA GAMECOCKS  
STAFF  
PLAYER PROFILES  
OPPONENTS  
SEASON IN REVIEW  
HISTORY & RECORDS

As he did all season, Cooper showcased why he was one of the top pitchers in the country. On three days rest, Cooper had a strong game as he worked in and out and kept the UCLA batters in check for most the evening allowing just one hit in his first eight innings of work.

While Cooper masterfully set down the UCLA offense, the Gamecocks started strong out of the gates with the bats breaking out to a 2-0 lead in the top of the first inning. Jackie Bradley Jr. bunted for a base hit with two outs followed by a single to left center by Christian Walker. Bradley scored Carolina's first run as Brady Thomas hit a check swing base hit down the left field line. The Gamecocks were then able to take advantage of a UCLA miscue as a ground ball off the bat of Adrian Morales went through the legs of second baseman Cody Regis allowing Walker to score. Carolina increased the lead to 3-0 in the top of the second as Scott Wingo tripled down the left field line with one out and scored on Evan Marzilli's RBI base hit to right field. It would then be extended to 5-0 in the top of the third as Haney delivered with a two-out RBI single that scored both Morales and Thomas.

Carolina added single runs in the fifth and eighth innings. Haney drove in his third run with a sacrifice fly RBI to score Morales and Merrifield collected a two-out RBI single in the eighth that plated home Wingo. UCLA completed the scoring in the ninth inning with a run as they loaded the bases with no outs and scored on a double play ball off the bat of Trevor Brown.

Cooper handed the ball off to John Taylor in the ninth inning, who got the final three outs of the game to preserve the win. Final score – South Carolina 7, UCLA 1. Cooper improved to 13-2 on the year and earned his 34th career victory at South Carolina, tying him for fourth all-time in school history. Most important – he had brought his team one step closer to a national title!

**SOUTH CAROLINA (2) UCLA (1) (11 INN.)**

The dream began in August – fall workouts – skill work – offseason strength and conditioning – all the blood, sweat and tears – all the hard work – for this one chance – to be crowned – NATIONAL CHAMPION. With that dream so close – but yet so far – head coach Ray Tanner and the Gamecocks rolled the dice again – sending left-hander Michael Roth out to start his second game of the College World Series.

Roth and UCLA's Rob Rasmussen locked up in tight duel as neither offense could muster much against the pair of left-handers. It would be UCLA that would break a scoreless tie with a run in the fifth inning. Trevor Brown led off with an infield single, moved to second on a sacrifice bunt and scored on Niko Gallego's RBI single to left.

Still trailing by a run, the Gamecocks finally tied the score in the bottom of eighth. Pinch-hitter Brady Thomas led off the frame with a solid single to center. Pinch-runner Robert Beary went to second on a ground out and scored when Bobby Haney's grounder ended up in right field after being misplayed by UCLA first baseman Dean Espy and eluding second baseman Cody Regis.

Deadlocked at 1-1, Carolina went back to the bullpen with right-hander Matt Price. Similar to his previous outings in the postseason, Price showed why he was one of the most dominant closers in the game as he kept the Bruins in check, not allowing one runner to cross the plate for UCLA. With the bases loaded and two outs in the ninth, Price got his biggest out of the game with a strikeout against Niko Gallego that set off a thundering applause among the 24,000-plus fans in Rosenblatt Stadium.

With Price giving the Gamecocks momentum, Carolina looked to end the game in the bottom of the 11th inning. Scott Wingo battled UCLA closer Dan Klein to a full count and earned a walk. Carolina then caught a break as a passed ball allowed Wingo to reach second base and get into scoring position with no outs. He would get 90 feet closer then as Evan Marzilli layed down a perfect sacrifice bunt putting Wingo at third base and bringing the fans to their feet.

With a 2-0 count, Whit Merrifield stood in the batter's box and laced a RBI single to right field scoring Wingo and clinching the national championship.

**DREAMS DO COME TRUE - NATIONAL CHAMPIONS!**


**2010 Roster**

3	Adrian Morales	INF
4	Robert Beary	OF/C
5	Whit Merrifield	OF
6	Jeffery Jones	1B
7	Richard Royal	C
8	Scott Wingo	INF
9	Steven Neff	LHP/OF
10	Anthony Iacomini	INF
12	Jimmy Revan	LHP
13	Christian Walker	1B/3B
14	John Taylor	RHP
15	Nolan Belcher	LHP
16	Austin Ashmore	OF

17	Jose Mata	RHP
18	Kyle Enders	C
19	Jackie Bradley Jr.	OF
20	Sam Dyson	RHP
21	Greg Harrison	RHP
22	Matt Price	RHP
23	Bobby Haney	INF
24	Brison Celek	C/1B
26	Adam Matthews	OF
27	Blake Cooper	RHP
29	Michael Roth	1B/LHP
31	Evan Marzilli	OF
32	Ethan Carter	RHP
33	Alex Burrell	LHP

34	Jordan Propst	RHP
36	Brady Thomas	C
37	Jay Brown	RHP
38	Tyler Webb	LHP
39	Patrick Sullivan	RHP
42	Parker Bangs	RHP/UT
44	Colby Holmes	RHP
47	Nick Ebert	1B

Head Coach: Ray Tanner  
 Associate Head Coach: Chad Holbrook  
 Assistant Coach: Mark Calvi  
 Assistant Coach: Sammy Esposito



CAROLINA GAMECOCKS  
 STAFF  
 PLAYER PROFILES  
 OPPONENTS  
 SEASON IN REVIEW  
 HISTORY & RECORDS

South Carolina 9, Bucknell 5  
June 4, 2010

Bucknell	AB	R	H	RBI	BB	SO
Allen, ss	5	0	0	0	0	1
LaRosa, c	4	0	0	0	0	1
Yoder, 2b	3	2	1	1	1	0
Brouse, rf	3	2	2	0	0	1
Shribman, 1b	4	1	1	1	0	2
Donato, cf	4	0	1	0	0	0
Constable, lf	3	0	1	1	1	1
Lamore, dh	3	0	0	0	0	2
Clark, ph	1	0	0	0	0	1
<b>Totals</b>	<b>34</b>	<b>5</b>	<b>6</b>	<b>3</b>	<b>2</b>	<b>12</b>

S. Carolina	AB	R	H	RBI	BB	SO
Marzilli, rf	3	1	2	2	0	1
Bangs, ph	1	0	0	0	0	1
Roth, p	1	0	0	0	0	1
Merrifield, 3b	3	1	2	1	1	0
Bradley Jr., cf	3	1	1	2	2	0
Walker, 1b	5	0	0	0	0	0
Matthews, lf	3	2	2	0	2	0
Thomas, c	3	0	0	0	0	0
Enders, c	1	0	0	0	1	0
Jones, dh	3	0	1	0	0	0
Wingo, ph/ss	1	1	1	0	0	0
Morales, 2b	5	2	3	3	0	1
Haney, ss	3	1	1	0	0	1
Beary, ph/rf	1	0	1	1	0	0
<b>Totals</b>	<b>36</b>	<b>9</b>	<b>14</b>	<b>9</b>	<b>6</b>	<b>5</b>

Bucknell	000	203	000	5	6	0
SC	000	102	15X	9	14	3

E - Merrifield; Thomas; Wingo. DP - BU 1. LOB - BU 5; SC 13. 2B - Shribman; Merrifield; Morales. HR - Yoder; Marzilli; Bradley; Morales. HBP - Brouse; Marzilli; Merrifield; Wingo. SF - Beary. SB - Brouse; Matthews; Morales.

Bucknell	IP	H	R	ER	BB	K
Seeley	5.2	9	3	3	2	2
Ebner	1.0	2	1	1	2	1
Carlin	1.0	3	5	5	2	1
Hart	0.1	0	0	0	0	1

S. Carolina	IP	H	R	ER	BB	K
Dyson	5.0	4	4	3	2	7
Mata	0.2	2	1	0	0	0
Roth	3.1	0	0	0	0	5

Win - Roth. Loss - Carlin. WP - Dyson. HBP - by Seeley (Marzilli); by Seeley (Merrifield); by Dyson (Brouse); by Carlin (Wingo). BK - Seeley. Time: 2:58. Attendance: 6,712



South Carolina 9, The Citadel 4  
June 5, 2010

S. Carolina	AB	R	H	RBI	BB	SO
Merrifield, rf	5	0	1	0	0	3
Matthews, lf	2	0	0	0	1	2
Marzilli, ph/lf	2	1	1	2	0	0
Bradley Jr., cf	5	0	1	0	0	0
Thomas, dh	5	3	2	0	0	2
Morales, 3b	4	2	3	3	0	1
Walker, 1B	5	0	2	1	0	0
Enders, c	5	1	2	2	0	3
Haney, ss	5	1	2	2	0	3
Wingo, 2b	3	1	1	0	0	2
<b>Totals</b>	<b>41</b>	<b>9</b>	<b>14</b>	<b>8</b>	<b>1</b>	<b>14</b>

The Citadel	AB	R	H	RBI	BB	SO
Orvin, cf	5	0	1	0	0	2
Felder, dh	4	1	0	0	0	4
Simonelli, rf	3	2	1	0	1	1
Altman, 2b	3	1	3	3	0	0
Mackert, 1b	3	0	0	0	1	2
Jordan, ss	4	0	2	1	0	1
Greene, 3b	3	0	0	0	1	1
Richards, c	4	0	0	0	0	2
Ladd, lf	4	0	0	0	0	1
<b>Totals</b>	<b>33</b>	<b>4</b>	<b>7</b>	<b>4</b>	<b>3</b>	<b>14</b>

SC	020	000	502	9	14	1
CIT	000	130	000	4	7	1

E - Enders; Jordan. DP - SC 2. LOB - SC 8; CIT 6. 2B - Morales; Walker; Enders. HR - Morales; Enders; Altman. SB - Thomas. CS - Morales; Orvin.

S. Carolina	IP	H	R	ER	BB	K
Cooper	7.1	6	4	0	3	12
Price	1.2	1	0	0	0	2

The Citadel	IP	H	R	ER	BB	K
Wojciechowski	6.2	9	7	7	1	11
Mahaffey	0.1	1	0	0	0	1
Reifsnider	2.0	4	2	2	0	2

Win - Cooper. Loss - Wojciechowski. Save - Price. WP - Wojciechowski (3). HBP - by Cooper (Altman); by Wojciechowski (Wingo); by Wojciechowski (Morales). BK - Wojciechowski. PB - Enders; Richards. Time - 2:45. Attendance - 7,418.



South Carolina 10, Virginia Tech 2  
June 6, 2010

S. Carolina	AB	R	H	RBI	BB	SO
Marzilli, lf	5	2	3	1	0	2
Merrifield, rf	5	2	2	1	0	0
Bradley Jr., cf	3	1	1	4	1	0
Thomas, dh	5	1	1	0	0	1
Morales, 3b	5	1	1	1	0	1
Walker, 1b	5	1	3	1	0	0
Enders, c	4	1	2	0	0	0
Haney, ss	5	0	0	0	0	2
Wingo, 2b	4	1	1	1	0	0
<b>Totals</b>	<b>41</b>	<b>10</b>	<b>14</b>	<b>9</b>	<b>1</b>	<b>6</b>

Virginia Tech	AB	R	H	RBI	BB	SO
Ryan, cf	4	0	0	0	0	0
Seaborn, 2b	3	1	1	0	1	1
Domecus, dh	4	1	2	2	0	0
Wates, 1b	4	0	1	0	0	0
Shaban, 3b	4	0	0	0	0	2
Sosnoskie, B., lf	4	0	1	0	0	0
Rash, rf	4	0	0	0	0	2
Sosnoskie, A., c	3	0	1	0	0	1
Zimmerman, ss	2	0	0	0	0	1
Blow, ph	1	0	0	0	0	0
Balisteri, ss	0	0	0	0	0	0
<b>Totals</b>	<b>33</b>	<b>2</b>	<b>6</b>	<b>2</b>	<b>1</b>	<b>7</b>


SC	000	116	110	10	14	1
VT	200	000	000	2	6	4

E - Walker; Seaborn; Shaban; Balisteri (2). DP - SC 1; VT 1. LOB - SC 8; VT 5. 2B - Marzilli; Thomas; Walker. HR - Bradley; Morales; Domecus. HBP - Enders; Wingo. SF - Bradley.

S. Carolina	IP	H	R	ER	BB	K
Brown	3.2	4	2	2	1	1
Mata	4.1	2	0	0	0	5
Roth	1.0	0	0	0	0	1

Virginia Tech	IP	H	R	ER	BB	K
Price	5.2	11	7	7	0	3
McDermott	0.1	2	2	2	0	0
Rowen	3.0	1	1	0	1	3

Win - Mata. Loss - Price. WP - Price. HBP - by Price (Wingo); by Rowen (Enders). BK - Rowen. Time - 2:41. Attendance - 6,233



CAROLINA GAMECOCKS

STAFF

PLAYER PROFILES

OPPONENTS

SEASON IN REVIEW

HISTORY & RECORDS

CAROLINA GAMECOCKS

South Carolina 4, Coastal Carolina 3  
June 12, 2010

S. Carolina	AB	R	H	RBI	BB	SO
Marzilli, lf	4	0	1	0	1	1
Merrifield, rf	5	1	1	0	0	0
Bradley Jr., cf	3	1	2	1	2	0
Morales, 3b	4	1	1	0	0	1
Walker, 1b	5	0	2	2	0	1
Matthews, dh	2	0	0	0	1	0
Jones, ph/dh	2	0	0	0	0	0
Enders, c	3	0	1	1	0	0
Haney, ss	3	1	1	0	0	2
Wingo, 2b	3	0	0	0	0	1
<b>Totals</b>	<b>34</b>	<b>4</b>	<b>9</b>	<b>4</b>	<b>4</b>	<b>6</b>

STAFF

C. Carolina	AB	R	H	RBI	BB	SO
Woodward, 3b	4	0	0	0	0	2
Noel, cf	5	0	2	0	0	2
LaStella, 2b	4	1	1	0	1	0
Iglesias, c	2	0	1	0	2	0
Gilmore, lf	4	0	2	1	0	1
Motter, ss	2	1	0	0	2	1
Bowman, rf	4	1	1	2	0	0
Witten, 1b	4	0	0	0	0	2
Rice, dh	3	0	0	0	1	0
<b>Totals</b>	<b>32</b>	<b>3</b>	<b>7</b>	<b>3</b>	<b>6</b>	<b>8</b>

PLAYER PROFILES

SC	310	000	000	4	9	0
CCU	020	100	000	3	7	1

E - Rein. DP - SC 1. LOB - SC 11; CCU 9. 2B - Marzilli; Haney. HR - Bowman. HBP - Morales; Wingo; Woodward. SH - Haney. SF - Enders. CS - Woodward

OPPONENTS

S. Carolina	IP	H	R	ER	BB	K
Cooper	7.0	6	3	3	3	5
Roth	0.0	0	0	0	1	0
Mata	0.0	0	0	0	1	0
Price	2.0	1	0	0	1	3

C. Carolina	IP	H	R	ER	BB	K
Rein	1.0	2	4	2	2	0
Conway	2.2	2	0	0	2	2
Cannolly	1.1	0	0	0	0	1
Hessler	1.1	1	0	0	0	1
Meo	1.0	2	0	0	0	0
Laney	1.0	1	0	0	0	2
Fleet	0.2	1	0	0	0	0

Win - Cooper. Loss - Rein. Save - Price. HBP - by Rein (Morales); by Rein (Wingo); by Cooper (Woodward). Time - 3:31. Attendance - 6,599

SEASON IN REVIEW



HISTORY & RECORDS

South Carolina 10, Coastal Carolina 9  
June 13, 2010

C. Carolina	AB	R	H	RBI	BB	SO
Woodward, 3b	3	2	1	0	0	1
Noel, cf	3	1	1	1	1	0
LaStella, 2b	2	0	2	3	3	0
Iglesias, c	4	0	1	2	1	1
Gilmore, lf	5	0	0	0	0	2
Motter, ss	5	1	1	1	0	2
Bowman, rf	5	2	2	1	0	1
Witten, 1b	5	2	2	1	0	0
Rice, dh	3	1	1	0	0	0
<b>Totals</b>	<b>35</b>	<b>9</b>	<b>11</b>	<b>9</b>	<b>5</b>	<b>7</b>

S. Carolina	AB	R	H	RBI	BB	SO
Marzilli, lf	2	1	1	0	1	0
Ebert, ph	1	0	1	1	0	0
Beary, pr/lf	0	1	0	0	1	0
Merrifield, rf/3b	5	1	1	0	0	0
Bradley Jr., cf	3	1	1	1	2	0
Morales, 3b/2b	4	2	1	0	1	1
Walker, 1b	5	2	2	3	0	1
Matthews, dh/lf	5	1	2	2	0	1
Enders, c	4	0	1	1	0	1
Haney, ss	3	1	3	0	1	0
Wingo, 2b	2	0	0	0	0	1
Jones, ph	1	0	0	0	0	1
<b>Totals</b>	<b>35</b>	<b>10</b>	<b>13</b>	<b>8</b>	<b>6</b>	<b>6</b>


CCU	140	101	110	9	11	5
SC	203	002	03X	10	13	0

E - Woodward (2); Gilmore; Motter; Witten. DP - CCU 3; SC 1. LOB - CCU 8; SC 8. 2B - Bowman; Marzilli; Bradley; Morales; Matthews. HR - Noel; Motter; Bowman; Walker. HBP - Woodward; Noel. SH - Woodward; Rice; Wingo. SB - Woodward.

C. Carolina	IP	H	R	ER	BB	K
Wheeler	3.2	8	5	1	2	2
Cannolly	1.1	1	1	1	1	1
Laney	0.2	1	1	0	1	0
Fleet	2.1	3	3	3	2	3

S. Carolina	IP	H	R	ER	BB	K
Dyson	1.1	4	4	4	1	0
Mata	2.0	2	2	2	1	2
Neff	0.1	0	0	0	1	1
Taylor	2.0	1	1	1	1	2
Roth	1.0	2	1	1	0	0
Carter	1.1	0	0	0	0	1
Price	1.0	0	0	0	0	1

Win - Carter. Loss - Fleet. Save - Price. WP - Wheeler; Fleet. HBP - by Mata (Woodward); by Neff (Noel). Time - 3:46. Attendance: 6,599



Oklahoma 4, South Carolina 3  
June 20, 2010

S. Carolina	AB	R	H	RBI	BB	SO
Marzilli, lf	3	0	0	0	2	0
Merrifield, rf/3b	4	0	1	0	1	0
Bradley Jr., cf	4	1	2	2	1	1
Morales, 3b/2b	4	0	0	0	1	1
Walker, 1b	3	1	2	1	1	0
Thomas, dh	4	0	2	0	0	0
Enders, c	2	1	1	0	1	0
Haney, ss	3	0	0	0	0	1
Beary, ph	1	0	1	0	0	0
Wingo, 2b	2	0	0	0	0	0
Ebert, ph	1	0	0	0	0	1
Matthews, rf	1	0	0	0	0	1
<b>Totals</b>	<b>32</b>	<b>3</b>	<b>9</b>	<b>3</b>	<b>7</b>	<b>5</b>

Oklahoma	AB	R	H	RBI	BB	SO
Ellison, cf	3	1	1	0	1	0
White, lf	3	0	0	0	0	2
Buechele, 3b	4	1	1	1	0	1
Ogle, c	4	0	1	1	0	0
Reine, rf	4	1	2	0	0	0
Herren, rf	0	0	0	0	0	0
Seitzer, 1b	2	0	0	0	0	2
Black, 2b	3	0	0	0	0	2
Bushyhead, ss	3	1	2	2	0	0
Ross, dh	2	0	0	0	0	0
Eisenberg, ph	1	0	0	0	0	0
<b>Totals</b>	<b>29</b>	<b>4</b>	<b>7</b>	<b>4</b>	<b>1</b>	<b>7</b>


SC	010	100	001	3	9	0
OU	110	100	01X	4	7	0

DP - OU 1. LOB - SC 10; OU 5. HR - Bradley; Walker; Buechele; Bushyhead. HBP - Seitzer. SH - Enders; White; Seitzer. SB - Ellison. CS - Thomas

S. Carolina	IP	H	R	ER	BB	K
Cooper	5.0	6	3	3	1	5
Roth	1.0	0	0	0	0	1
Taylor	0.1	0	0	0	0	0
Neff	0.1	0	0	0	0	0
Mata	0.2	1	1	1	0	0
Webb	0.2	0	0	0	0	1

Oklahoma	IP	H	R	ER	BB	K
Rocha	6.0	5	2	2	3	2
Erben	2.0	4	1	1	2	2
Duke	1.0	0	0	0	2	1

Win - Rocha. Loss - Cooper. HBP - by Roth (Seitzer). Time: 2:53. Attendance: 22,835



South Carolina 11, Arizona State 4  
June 22, 2010

ASU	AB	R	H	RBI	BB	SO
Maggi, ss	5	0	1	1	0	1
MacPhee, 2b	5	0	1	0	0	0
Calhoun, rf	4	1	1	0	1	1
Torrez, Ri., 1b	3	0	0	0	0	2
Ruettiger, lf/cf	5	1	2	0	0	2
Marrero, dh	4	1	3	1	0	0
Aplin, cf	2	1	0	0	1	0
Newman, ph/lf	1	0	1	1	0	0
Torrez, Ra., 3b	3	0	0	0	0	0
Barnes, c	4	0	2	1	0	1
<b>Totals</b>	<b>36</b>	<b>4</b>	<b>11</b>	<b>4</b>	<b>2</b>	<b>7</b>

S. Carolina	AB	R	H	RBI	BB	SO
Marzilli, lf	4	2	2	0	0	1
Merrifield, rf	5	2	3	2	0	0
Bradley Jr., cf	4	1	3	4	0	0
Walker, 1b	4	0	0	1	1	1
Thomas, dh	3	1	1	0	0	1
Matthews, ph/dh	2	0	0	0	0	1
Morales, 3b	5	2	2	2	0	1
Enders, c	4	1	1	0	0	2
Haney, ss	4	0	1	0	0	1
Wingo, 2b	3	2	1	2	1	1
<b>Totals</b>	<b>38</b>	<b>11</b>	<b>14</b>	<b>11</b>	<b>2</b>	<b>9</b>

ASU	000	020	020	4	11	0
SC	082	000	01X	11	14	0

DP - SC 2. LOB - ASU 10; SC 7. 2B - Marrero; Haney; Wingo. HR - Merrifield; Bradley; Morales. HBP - Torrez, Ri. (2); Torrez, Ra.; ; Marzilli; Bradley. SB - Maggi; MacPhee

ASU	IP	H	R	ER	BB	K
Kelly	1.2	10	8	8	0	3
Lambson	4.1	2	2	2	2	4
Swagerty	2.0	2	1	1	0	2

S. Carolina	IP	H	R	ER	BB	K
Dyson	7.1	8	4	4	2	3
Price	1.2	3	0	0	0	4

Win - Dyson. Loss - Kelly. HPB - by Dyson (Torrez, Ri.); by Lambson (Marzilli); by Lambson (Bradley); by Dyson (Torrez, Ri.); by Price (Torrez, Ra.). Time - 3:09. Attendance: 19,936



South Carolina 3, Oklahoma 2  
June 24, 2010

Oklahoma	AB	R	H	RBI	BB	SO
Ellison, cf	4	0	0	0	0	1
White, lf	5	0	1	0	0	2
Buechele, 3b	5	0	1	0	0	4
Ogle, c	3	2	2	1	1	0
Reine, rf	3	0	0	0	0	2
Seitzer, 1b	4	0	0	0	1	0
Bushyhead, ss	5	0	1	1	0	0
Black, 2b	5	0	0	0	0	3
Herren, dh	3	0	0	0	0	2
Eisenberg, ph	1	0	0	0	0	0
<b>Totals</b>	<b>38</b>	<b>2</b>	<b>5</b>	<b>2</b>	<b>2</b>	<b>14</b>

S. Carolina	AB	R	H	RBI	BB	SO
Marzilli, lf	6	1	2	0	0	1
Merrifield, rf/3b	5	0	0	0	0	1
Bradley Jr., cf	6	1	1	1	0	1
Walker, 1b	5	0	3	1	0	0
Matthews, pr	0	0	0	0	0	0
Jones, 1b	0	0	0	0	1	0
Thomas, dh	6	0	1	1	0	2
Morales, 3b/2b	5	0	1	0	0	0
Enders, c	2	0	0	0	2	1
Haney, ss	5	0	1	0	0	1
Wingo, 2b	1	0	0	0	0	1
Beary, ph/rf	3	1	1	0	0	1
<b>Totals</b>	<b>44</b>	<b>3</b>	<b>10</b>	<b>3</b>	<b>3</b>	<b>9</b>

OU	010	000	000	001	2	5	2
SC	000	000	010	002	3	10	1

E - Buechele; Ogle; Walker. DP - SC 2. LOB - OU 6; SC 12. 2B - Marzilli; Haney. HR - Ogle. HBP - Ellison; Reine (2); Wingo. SH - Ogle; Merrifield; Enders. SB - Bushyhead; Marzilli; Beary. CS - Ellison.

Oklahoma	IP	H	R	ER	BB	K
Neal	7.0	5	1	1	1	7
Erbien	4.0	2	0	0	1	1
Duke	0.2	3	2	2	1	1

S. Carolina	IP	H	R	ER	BB	K
Cooper	5.2	4	1	1	2	6
Roth	1.1	0	0	0	0	1
Taylor	1.0	0	0	0	0	1
Price	3.0	0	0	0	0	5
Carter	0.0	1	1	1	0	0
Webb	1.0	0	0	0	0	1

Win - Webb. Loss - Duke. HBP - by Cooper (Ellison); by Neal (Wingo); by Price (Reine); by Webb (Reine). Time: 3:46. Attendance: 24,180



South Carolina 5, Clemson 1  
June 25, 2010

S. Carolina	AB	R	H	RBI	BB	SO
Marzilli, lf	2	2	1	0	2	1
Merrifield, rf	4	0	0	0	0	1
Bradley Jr., cf	3	0	1	2	1	0
Walker, 1b	4	0	1	0	0	0
Thomas, dh	4	2	2	0	0	0
Morales, 3b	4	0	1	1	0	0
Enders, c	4	1	2	2	0	0
Haney, ss	3	0	0	0	1	0
Wingo, 2b	4	0	0	0	0	1
<b>Totals</b>	<b>32</b>	<b>5</b>	<b>8</b>	<b>5</b>	<b>4</b>	<b>3</b>

Clemson	AB	R	H	RBI	BB	SO
Epps, dh	2	0	0	0	0	1
Nester, ph/dh	2	0	0	0	0	0
Freeman, 2b	4	0	0	0	0	0
Schaus, 2b	4	0	0	0	0	0
Parker, rf	2	0	0	0	1	1
Miller, ss	4	0	1	0	0	1
Hinson, 3b	4	0	0	0	0	1
Shaffer, 1b	2	1	1	0	0	0
Boyd, cf	3	0	0	0	0	0
Kieboom, c	3	0	1	0	0	0
Pohl, c	0	0	0	0	0	0
<b>Totals</b>	<b>30</b>	<b>1</b>	<b>3</b>	<b>0</b>	<b>1</b>	<b>4</b>

SC	111	101	000	5	8	1
CU	001	000	000	1	3	0

E - Wingo. DP - SC 1; CU 2. LOB - SC 4; CU 5. 2B - Marzilli; Bradley; Thomas; Shaffer. HR - Enders. HBP - Parker; Shaffer. SB - Marzilli.

S. Carolina	IP	H	R	ER	BB	K
Roth	9.0	3	1	1	1	4

Clemson	IP	H	R	ER	BB	K
Leone	2.2	4	3	3	1	0
Haselden	3.1	4	2	2	1	0
Cruz	3.0	0	0	0	2	3

Win - Roth. Loss - Leone. HBP - by Roth (Parker); by Roth (Shaffer). PB - Enders. Time: 2:22. Attendance: 22,334



CAROLINA GAMECOCKS

STAFF

PLAYER PROFILES

OPPONENTS

SEASON IN REVIEW

HISTORY & RECORDS

South Carolina 4, Clemson 3  
June 26, 2010

South Carolina 7, UCLA 1  
June 28, 2010

South Carolina 2, UCLA 1  
June 29, 2010

CAROLINA GAMECOCKS

Clemson	AB	R	H	RBI	BB	SO
Lamb, dh	4	1	1	0	0	0
Freeman, 2b	5	0	2	0	0	1
Schaus, lf	5	0	1	1	0	1
Parker, rf	3	0	0	0	0	2
Hinson, 3b	3	1	2	0	1	1
Miller, ss	4	0	0	1	0	0
Shaffer, 1b	4	0	1	0	0	1
Boyd, cf	4	0	1	0	0	1
Kieboom, c	2	0	0	0	0	0
Epps, ph	0	1	0	0	1	0
Nester, c	1	0	0	0	0	1
<b>Totals</b>	<b>35</b>	<b>3</b>	<b>8</b>	<b>2</b>	<b>2</b>	<b>8</b>

STAFF

S. Carolina	AB	R	H	RBI	BB	SO
Marzilli, lf	3	2	1	0	1	0
Merrifield, rf	5	0	3	0	0	1
Bradley Jr., cf	2	1	1	0	1	0
Walker, 1b	4	1	2	2	0	0
Morales, 3b	4	0	1	1	0	1
Matthews, dh	3	0	0	0	0	1
Thomas, ph	0	0	0	0	1	0
Enders, c	4	0	0	0	0	2
Wingo, 2b	3	0	0	0	1	0
<b>Totals</b>	<b>32</b>	<b>4</b>	<b>9</b>	<b>3</b>	<b>4</b>	<b>6</b>

PLAYER PROFILES

CU	001	000	110	3	8	3
SC	100	100	20X	4	9	1

E - Miller; Kieboom; Nester; Wingo. DP - CU 2. LOB - CU 9; SC 10. 2B - Merrifield. 3B - Hinson; Merrifield. HR - Walker. HBP - Lamb; Parker; Marzilli; Bradley. SB - Marzilli; Matthews.

OPPONENTS

Clemson	IP	H	R	ER	BB	K
Harman	6.1	7	3	3	0	5
Frederick	0.2	2	1	1	2	1
Weismann	0.1	0	0	0	2	0
Brady	0.2	0	0	0	0	0
<b>S. Carolina</b>	<b>IP</b>	<b>H</b>	<b>R</b>	<b>ER</b>	<b>BB</b>	<b>K</b>
Dyson	6.2	5	2	2	2	5
Price	2.1	3	1	1	0	3

SEASON IN REVIEW

Win - Price. Loss - Harman. HBP - by Dyson (Lamb); by Dyson (Parker); by Harman (Bradley). PB - Enders. Time: 3:04. Attendance: 12,593



HISTORY & RECORDS

S. Carolina	AB	R	H	RBI	BB	SO
Marzilli, lf	4	0	2	1	1	0
Merrifield, rf	5	0	1	1	0	1
Bradley Jr., cf	5	1	2	0	0	1
Walker, 1b	5	1	2	0	0	0
Thomas, dh	3	1	1	1	1	0
Matthews, ph	1	0	1	0	0	0
Morales, 3b	5	2	1	0	0	0
Enders, c	5	0	1	0	0	1
Haney, ss	3	0	2	3	0	0
Wingo, 2b	4	2	1	0	0	0
<b>Totals</b>	<b>40</b>	<b>7</b>	<b>14</b>	<b>6</b>	<b>2</b>	<b>3</b>

UCLA	AB	R	H	RBI	BB	SO
Amaral, cf	4	0	0	0	0	0
Gallego, ss	4	0	0	0	0	3
Regis, 2b	4	1	1	0	0	1
Dunlap, dh	3	0	0	0	0	2
Navarro, ph	0	0	0	0	1	0
Gelalich, lf	3	0	1	0	0	1
Espy, 3b	3	0	0	0	0	1
Brown, ph	1	0	0	0	0	0
Uribe, 1b	4	0	0	0	0	0
Giovinazzo, rf	3	0	0	0	0	1
Rodriguez, c	2	0	1	0	0	1
<b>Totals</b>	<b>31</b>	<b>1</b>	<b>3</b>	<b>0</b>	<b>1</b>	<b>10</b>

SC	212	010	010	7	14	2
UCLA	000	000	001	1	3	2

E - Wingo (2); Regis; Cole. DP - SC 1. LOB - SC 9; UCLA 6. 3B - Wingo. HBP - Gelalich; Rodriguez. SF - Haney. SB - Matthews; Morales; Wingo; Gelalich.

S. Carolina	IP	H	R	ER	BB	K
Cooper	8.0	3	1	1	1	10
Taylor	1.0	0	0	0	0	0
<b>UCLA</b>	<b>IP</b>	<b>H</b>	<b>R</b>	<b>ER</b>	<b>BB</b>	<b>K</b>
Cole	7.0	11	6	4	1	2
Grace	1.1	3	1	1	1	0
Griggs	0.2	0	0	0	0	1

Win - Cooper. Loss - Cole. HBP - by Cooper (Rodriguez); by Cooper (Gelalich). Time: 3:28. Attendance: 23,818



UCLA	AB	R	H	RBI	BB	SO
Gallego, ss	5	0	1	1	0	2
Amaral, cf	5	0	2	0	0	0
Dunlap, dh	4	0	1	0	0	0
Espy, 1b	3	0	0	0	1	1
Williams, 2b	1	0	0	0	0	0
Regis, 2b/3b	5	0	0	0	0	2
Krill, rf	5	0	2	0	0	1
Giovinazzo, lf	3	0	0	0	1	0
Brown, 3b/1b	4	1	2	0	0	1
Rodriguez, c	2	0	0	0	1	0
<b>Totals</b>	<b>37</b>	<b>1</b>	<b>8</b>	<b>1</b>	<b>3</b>	<b>7</b>

S. Carolina	AB	R	H	RBI	BB	SO
Marzilli, lf	5	0	2	0	0	1
Merrifield, rf	5	0	1	1	0	1
Bradley Jr., cf	5	0	0	0	0	3
Walker, 1b	4	0	2	0	1	0
Morales, 3b	5	0	0	0	0	2
Matthews, dh	3	0	0	0	0	0
Thomas, ph	1	0	1	0	0	0
Beary, pr/dh	1	1	0	0	0	1
Enders, c	3	0	1	0	2	0
Haney, ss	5	0	2	0	0	1
Wingo, 2b	2	1	0	0	3	1
<b>Totals</b>	<b>39</b>	<b>2</b>	<b>9</b>	<b>1</b>	<b>6</b>	<b>10</b>

UCLA	000	010	000	00	1	8	1
SC	000	000	010	01	2	9	1

Note: 1 out, 1 runner LOB when the game ended.

E - Espy; Morales. DP - SC 1. LOB - UCLA 10; SC 14. 2B - Amaral; Krill. HBP - Dunlap; Brown. SH - Giovinazzo; Rodriguez; Marzilli; Merrifield. CS - Gallego.

UCLA	IP	H	R	ER	BB	K
Rasmussen	6.0	6	0	0	4	5
Goeddel	1.0	2	1	0	0	1
Klein	3.1	1	1	1	2	4
<b>S. Carolina</b>	<b>IP</b>	<b>H</b>	<b>R</b>	<b>ER</b>	<b>BB</b>	<b>K</b>
Roth	5.0	6	1	1	2	3
Mata	2.0	1	0	0	0	1
Webb	0.1	0	0	0	0	0
Taylor	1.0	0	0	0	0	0
Price	2.2	1	0	0	1	3

Win - Price. Loss - Klein. WP - Klein. HBP - by Mata (Brown); by Price (Dunlap). PB - Rodriguez. Time: 4:15. Attendance: 24,390



Overall Batting & Fielding

Overall Record: 54-16; Home: 30-6; Away: 17-7; Neutral: 7-3

(More than 120 plate appearances)

	AVG	GP-S	AB	R	H	2B	3B	HR	RBI	TB	SLG	BB	HBP	SO	OB%	SF	SH	SB-ATT	PO	A	E	FLD
Jackie Bradley Jr.	.368	67-61	242	56	89	12	1	13	60	142	.587	41	8	37	.473	1	1	7-10	147	5	1	.993
Brady Thomas	.331	47-33	139	37	46	13	1	8	30	85	.612	14	2	33	.400	0	1	3-5	185	11	3	.985
Christian Walker	.327	61-51	226	35	74	12	2	9	51	117	.518	18	4	18	.384	2	2	2-3	353	30	9	.977
Whit Merrifield	.321	70-70	296	72	95	12	1	13	42	148	.500	30	6	36	.393	1	15	12-18	85	28	5	.958
Adam Matthews	.307	64-56	189	30	58	12	2	7	31	95	.503	25	2	42	.392	1	5	7-9	56	0	3	.949
Kyle Enders	.281	61-51	185	26	52	9	1	3	32	72	.389	21	7	35	.370	3	6	2-4	438	33	4	.992
Adrian Morales	.273	68-59	245	50	67	15	0	9	56	109	.445	18	13	32	.348	6	9	5-9	52	131	12	.938
Nick Ebert	.272	45-32	125	27	34	7	1	7	31	64	.512	26	7	30	.416	3	1	0-0	191	13	2	.990
Bobby Haney	.263	64-61	217	30	57	8	1	3	24	76	.350	14	2	38	.309	3	3	1-1	83	162	6	.976
Scott Wingo	.247	70-66	198	52	49	8	3	9	31	90	.455	37	18	48	.409	1	9	2-3	116	200	12	.963

(Fewer than 120 plate appearances)

Evan Marzilli	.385	63-19	91	30	35	8	0	3	12	52	.571	17	8	20	.513	1	2	8-8	41	0	3	.932
Richard Royal	.333	2-0	3	1	1	0	0	0	1	1	.333	0	0	2	.333	0	0	0-0	1	0	0	1.000
Jeffery Jones	.300	47-30	110	21	33	7	0	8	29	64	.582	22	3	14	.423	2	1	0-0	81	3	0	1.000
Robert Beary	.276	44-22	98	18	27	3	1	1	14	35	.357	4	6	21	.339	1	3	3-4	32	1	0	1.000
Parker Bangs	.267	28-17	60	10	16	6	0	3	18	31	.517	9	1	19	.366	1	0	1-1	0	0	0	.000
Michael Roth	.111	9-1	9	2	1	0	0	1	1	4	.444	1	0	3	.200	0	0	0-0	9	11	0	1.000
Brisen Celek	.000	9-1	8	2	0	0	0	0	0	0	.000	1	2	4	.273	0	0	0-0	0	0	0	.000
Austin Ashmore	.000	5-0	3	0	0	0	0	0	0	0	.000	0	0	2	.000	0	0	0-0	0	0	0	.000
Steven Neff	.000	1-0	0	0	0	0	0	0	0	0	.000	0	0	0	.000	0	0	0-0	1	3	1	.800
<b>Totals</b>	<b>.300</b>	<b>70-70</b>	<b>2444</b>	<b>499</b>	<b>734</b>	<b>132</b>	<b>14</b>	<b>97</b>	<b>463</b>	<b>1185</b>	<b>.485</b>	<b>298</b>	<b>89</b>	<b>434</b>	<b>.392</b>	<b>26</b>	<b>58</b>	<b>53-75</b>	<b>1901</b>	<b>726</b>	<b>66</b>	<b>.975</b>
<b>Opponents</b>	<b>.226</b>	<b>70-70</b>	<b>2329</b>	<b>285</b>	<b>527</b>	<b>70</b>	<b>6</b>	<b>61</b>	<b>258</b>	<b>792</b>	<b>.340</b>	<b>220</b>	<b>74</b>	<b>625</b>	<b>.311</b>	<b>15</b>	<b>43</b>	<b>43-66</b>	<b>1831</b>	<b>712</b>	<b>99</b>	<b>.963</b>

Pitching

	ERA	W-L	APP	GS	CG	SHO/CB	SV	IP	H	R	ER	BB	SO	2B	3B	HR	BK	B/AVG.	WP	HBP
Blake Cooper (R)	2.76	13-2	20	20	1	1/0	0	137.0	111	52	42	39	126	13	0	12	0	.223	1	15
Sam Dyson (R)	4.28	6-5	18	18	3	2/1	0	103.0	98	55	49	24	101	14	2	6	1	.249	5	20
<b>(Fewer Than 60 Innings)</b>																				
Jordan Propst (R)	0.00	0-0	2	0	0	0/1	0	1.0	1	0	0	0	2	0	0	0	0	.250	0	1
Michael Roth (L)	1.34	2-1	37	2	1	0/3	3	40.1	27	8	6	10	35	3	0	1	0	.196	0	4
Patrick Sullivan (R)	1.50	0-0	7	0	0	0/1	0	6.0	7	4	1	4	7	1	0	1	1	.292	2	0
Matt Price (R)	2.26	5-1	31	0	0	0/4	10	55.2	37	16	14	19	83	4	1	4	0	.183	0	9
Jose Mata (R)	2.40	7-1	33	0	0	0/0	0	45.0	35	15	12	10	37	5	1	2	0	.215	1	3
Nolan Belcher (L)	2.43	3-1	11	6	0	0/2	0	29.2	18	10	8	18	32	1	0	2	0	.184	5	2
John Taylor (R)	3.38	3-2	28	0	0	0/1	1	29.1	27	14	11	5	17	3	0	3	0	.243	0	3
Tyler Webb (L)	3.96	3-2	17	7	0	0/1	0	36.1	29	17	16	13	36	3	0	6	0	.218	0	4
Steven Neff (L)	4.11	2-1	17	1	0	0/0	0	15.1	16	8	7	8	16	3	0	1	2	.276	1	3
Jay Brown (R)	4.44	3-0	17	9	0	0/2	0	50.2	46	30	25	21	34	7	0	10	1	.246	1	3
Jimmy Revan (L)	4.85	1-0	9	1	0	0/0	0	13.0	8	8	7	13	20	2	0	2	0	.167	1	1
Parker Bangs (R)	5.27	1-0	14	0	0	0/0	0	13.2	7	8	8	9	21	1	1	2	0	.146	1	2
Colby Holmes (R)	5.33	2-0	11	6	0	0/1	0	27.0	29	18	16	16	27	3	0	6	2	.266	2	2
Ethan Carter (R)	5.46	3-0	24	0	0	0/1	2	28.0	25	18	17	9	30	7	1	3	0	.245	0	2
Alex Burrell (L)	13.50	0-0	2	0	0	0/0	0	2.2	6	4	4	2	1	0	0	0	0	.462	0	0
<b>TOTALS</b>	<b>3.45</b>	<b>54-16</b>	<b>70</b>	<b>70</b>	<b>5</b>	<b>8/5</b>	<b>16</b>	<b>633.2</b>	<b>527</b>	<b>285</b>	<b>243</b>	<b>220</b>	<b>625</b>	<b>70</b>	<b>6</b>	<b>61</b>	<b>7</b>	<b>.226</b>	<b>20</b>	<b>74</b>
<b>Opponents</b>	<b>6.16</b>	<b>16-54</b>	<b>70</b>	<b>70</b>	<b>1</b>	<b>1/1</b>	<b>9</b>	<b>610.1</b>	<b>734</b>	<b>499</b>	<b>418</b>	<b>298</b>	<b>434</b>	<b>132</b>	<b>14</b>	<b>97</b>	<b>6</b>	<b>.300</b>	<b>61</b>	<b>89</b>

Cumulative Scoring By Innings

	1	2	3	4	5	6	7	8	9	EX	TOTAL
South Carolina	55	70	77	56	43	52	60	60	17	9	499
Opponents	34	40	33	37	23	22	35	30	28	3	285

CAROLINA GAMECOCKS

STAFF

PLAYER PROFILES

OPPONENTS

SEASON IN REVIEW

HISTORY & RECORDS

CAROLINA GAMECOCKS

STAFF

PLAYER PROFILES

OPPONENTS

SEASON IN REVIEW

HISTORY & RECORDS

In 2010, the Gamecocks closed out Rosenblatt Stadium with the school's first national championship in baseball. In 2011, South Carolina returned to Omaha and opened up T.D. Ameritrade Park with the same result, a national championship, as the Gamecocks became only the ninth repeat champion in MCWS history. While in Omaha in 2011, South Carolina defeated Texas A&M, number one seed Virginia twice, and number two seed Florida twice without a loss. South Carolina finished the year 55-14 along with a 22-8 record in the Southeastern Conference.



South Carolina would meet the Florida Gators in the CWS Championship Series. Carolina defeated Florida 2-1 in 11 innings in game one and followed that victory up with a 5-2 win in game two. Carolina poses with the National Championship trophy after the conclusion of game two.



Freshman right-hander Forrest Koumas was effective in his first start of the College World Series as he limited the Gators to just one run in 5.2 innings of work.



The Gators had a strong opportunity to win the game one in the bottom of the ninth. The bases loaded with no outs and the infield pulled in, Scott Wingo made a diving stop on Tyler Thompson's grounder and threw to the plate to nail Mike Zunino for the first out. Catcher Robert Beary had a key pick on the play on the throw home from Wingo. Daniel Pigott then bounced into a 4-2-3 inning-ending double play, sending the game into extra innings.



In game one, the Gamecocks used a pair of throwing errors to score the winning run as South Carolina outlasted Florida 2-1 in 11 innings. With one out in the 11th, Christian Walker, who was playing with a fractured hamate bone in his left wrist, singled up the middle. With Walker attempting to steal second base, catcher Mike Zunino's throw sailed into centerfield, allowing Walker to scramble to third. Centerfielder Bryson Smith's throw then bounced past the third base bag and into the stands, allowing Walker to score the go-ahead run.





South Carolina rode the stellar pitching of left-hander Michael Roth in the 5-2 win over Florida. Roth earned his 14th win of the season. As a team, South Carolina finished with a 1.31 ERA in 10 NCAA Tournament games.



Peter Mooney is greeted at home plate by Robert Beary after his solo home run in the 5-2 win over the Gators. Mooney's homer was the only home run by a Gamecock player in the entire College World Series.



Scott Wingo was the 2011 CWS Most Outstanding Player. He had a career-high four hits including a game-winning RBI single in the bottom of the ninth inning in the 5-4 win over Texas A&M. He followed that up with defensive plays left and right in consecutive wins over Virginia. His game-tying RBI single as well as his defensive showcase stop helped the Gamecocks defeat Florida 2-1 in game one of the championship series and he rounded out the CWS with a 1-for-3 day at the plate and two RBIs in the 5-2 win over Florida.



2011 Captains  
Brady Thomas, Michael Roth, Scott Wingo

park OMAHA
   
  
 NATIONAL CHAMPIONS
   
 SOUTH CAROLINA
   

FLORIDA	0	0	0	1	0	0	1	0	2	6	1
CAROLINA	0	0	3	0	0	1	0	1	5	10	0
	AT BATT	BALLS	0	STRIKES	0	OUTS	0	11:16			



Robert Beary and Matt Price begin the dogpile near the pitcher's mound after the final out was recorded in South Carolina's 5-2 win over Florida.



South Carolina players continue the dogpile on the mound at the 2011 College World Series.

CAROLINA GAMECOCKS

STAFF

PLAYER PROFILES

OPPONENTS

SEASON IN REVIEW

HISTORY & RECORDS

CAROLINA GAMECOCKS  
STAFF  
PLAYER PROFILES  
OPPONENTS  
SEASON IN REVIEW  
HISTORY & RECORDS

2011 RESULTS

FEBRUARY

18	Santa Clara	W, 12-5
19	Santa Clara	W, 2-1
20	Santa Clara	W, 6-0
25	Southern Illinois	W, 10-6
26	Southern Illinois	W, 4-0
27	Southern Illinois	W, 9-4

MARCH

1	Furman	W, 14-1
4	Clemson	W, 6-3
6	at Clemson (CSS)	L, 10-5
8	vs. Clemson (Fluor Field)	W, 5-4
11	Cal State Bakersfield	W, 5-1
12	Cal State Bakersfield	W, 5-2
13	Cal State Bakersfield	L, 8-3
15	at Furman (Fluor Field)	L, 4-2
16	Wofford	W, 8-4
18	Georgia*	L, 4-2
19	Georgia*	W, 2-1
20	Georgia*	W, 8-3
22	College of Charleston (SportSouth)	W, 24-4
23	Rhode Island	W, 17-8
25	at Florida*	W, 9-2
26	at Florida* (FS Florida)	L, 2-1
27	at Florida* (Sun Sports)	W, 4-3
30	The Citadel	W, 6-4

APRIL

1	Kentucky* (FS South)	W, 3-1
2	Kentucky* (SportSouth)	W, 4-3 (10)
3	Kentucky* (SportSouth)	W, 4-1
5	USC Upstate	W, 18-2
7	at Tennessee* (ESPNU)	W, 4-0
8	at Tennessee*	W, 2-0
9	at Tennessee* (SportSouth)	W, 2-1
12	at The Citadel	L, 2-0
15	Vanderbilt*	W, 3-1
16	Vanderbilt* (CSS)	L, 6-4
17	Vanderbilt* (ESPN2)	W, 5-3
19	at College of Charleston	W, 8-3
22	at Mississippi State* (ESPNU)	W, 8-2
23	at Mississippi State* (SSouth)	L, 5-3
24	at Mississippi State*	W, 13-4
26	Liberty	W, 9-6
29	Auburn* (SportSouth)	W, 2-1
30	Auburn* (SportSouth)	W, 10-2

MAY

1	Auburn* (ESPN)	W, 7-3
4	at Wofford	W, 9-3
6	at Ole Miss*	W, 6-1
7	at Ole Miss* (SportSouth)	L, 10-2
8	at Ole Miss*	L, 7-6
10	Presbyterian	W, 6-1
11	Charleston Southern	W, 11-1
13	Arkansas* (ESPNU)	L, 6-2
14	Arkansas* (SportSouth)	W, 6-5
15	Arkansas* (Cox Sports)	W, 7-1
17	UNC Asheville (SportSouth)	W, 9-5
19	at Alabama*	L, 2-1
20	at Alabama*	W, 6-3
21	at Alabama* (CSS)	W, 3-2

at SEC Baseball Tournament (Hoover, Ala.)

25	vs. Auburn (CSS)	W, 7-3
26	vs. Vanderbilt (SportSouth)	L, 7-2
27	vs. Georgia (CSS)	L, 4-2

JUNE

NCAA Regionals (Columbia, S.C.)

3	Georgia Southern	W, 2-1
4	Stetson	W, 11-5
5/6	Stetson	W, 8-2

NCAA Super Regionals (Columbia, S.C.)

11	Connecticut (ESPN2)	W, 5-1
12	Connecticut (ESPNU)	W, 8-2

at College World Series (Omaha, Neb.)

19	vs. Texas A&M (ESPN)	W, 5-4
21	vs. Virginia (ESPN)	W, 7-1
24	vs. Virginia (ESPN)	W, 3-2 (13)
27	vs. Florida (ESPN)	W, 2-1 (11)
28	vs. Florida (ESPN)	W, 5-2

Dreams do come true! Sometimes they come true more than once. In 2010, the South Carolina baseball team found a way to capture a national championship for the first time in school history. In 2011, the motivation was the same – the belief was the same – the attitude was the same. Roles may have changed. There were new players – new challenges – new obstacles – but that belief and that attitude and approach always was focused and as Carolina closed out 2010 and Rosenblatt Stadium with a national championship, the team returned to Omaha and opened up T.D.Ameritrade Park in Omaha the same way it left that heartland of America the previous year – as national champion in college baseball.

OPENING DAY

The defending national champions opened the year with a three-game sweep of Santa Clara. Opening Day included many festivities with the United States Air Force conducting a flyover and the new national championship flag raised. Several former Gamecocks were also honored with 2010 All-America pitcher Blake Cooper throwing out the ceremonial first pitch along with teammates Parker Bangs, Kyle Enders, Bobby Haney, Jeffery Jones, Whit Merrifield and Jordan Propst. The 2011 squad followed that up with a dynamite offensive start as Jackie Bradley Jr. went 4-for-4 with a homer and three RBI and Christian Walker and Scott Wingo added homers as well as the Gamecocks defeated Santa Clara 12-5 in front of a capacity crowd.



Carolina rattled off two more wins vs. the Broncos to earn a weekend sweep. Sophomore left-hander Tyler Webb retired 12 consecutive batters in a 2-1 win in game two of the series with Matt Price earning his first save and the Gamecocks closed the weekend out with a 6-0 win as Christian Walker went 2-for-4 with three RBI and four Gamecock pitchers combined for a four-hit shutout.

South Carolina swept its second straight series the next weekend as the Gamecocks defeated Southern Illinois three times to improve to 6-0 on the year. A seven-run first inning that featured a three-run homer from Robert Beary helped lift Carolina to a 10-6 win in game one. Webb improved to 2-0 on the year with a career-high 7.1 innings and seven strikeouts and teamed with relievers Bryan Harper and John Taylor to hurl a five-hit shutout in a 4-0 victory in game two and a 14-hit offensive attack helped Carolina seal the series sweep on Sunday in a 9-4 victory.

COLLEGE BASEBALL'S PREMIER RIVALRY

After a midweek win over Furman improved the squad to 7-0 on the year, it was time for college baseball's premier rivalry to take center stage again in the Palmetto State. For the second straight season, South Carolina and Clemson would meet in a unique three-game series in three different settings. First, Columbia and a raucous sellout crowd of 8,242 at Carolina Stadium saw Brady Thomas, Christian Walker and Scott Wingo each tally two-run homers and on the back of junior left-hander Michael Roth's quality start, the Gamecocks erased an early three-run deficit to defeat Clemson 6-3 to take the series opener. Clemson would tie the series up on their home turf with a 10-5 win at Doug Kingsmore Stadium.

That set up the rubber game at Fluor Field in Greenville, S.C. An emotionally charged matchup with a 50/50 crowd witnessed a competitive thriller that saw South Carolina score five runs in their final two at-bats on the way to a 5-4 victory to clinch the series victory in front of a packed house of 7,125 fans. Tied at 1-1 in the bottom of the seventh, junior Jake Williams made the most of a pinch-hit opportunity, blasting a three-run homer, the first of his Carolina career and the Gamecocks held on for a one-run win with Matt Price closing out the victory with a strikeout against Clemson pinch hitter Jon McGibbon.



SEC PLAY

With the emotional series win over Clemson, the Gamecocks returned home and kept the momentum going with a series victory over Cal State Bakersfield. The Gamecocks would head into SEC play with a 12-3 overall record.

The first conference weekend of the season would feature Carolina against SEC Eastern Division rival Georgia. The Bulldogs would draw first blood in the three-game series as an uncharacteristic five-error contest by the Gamecocks would allow for Georgia to capitalize on their way to a 4-2 victory at Carolina Stadium. It was a pitcher's duel in game two between Georgia's Michael Palazzone and Carolina's Steven Neff as Carolina trailed 1-0 entering the bottom of the eighth inning. With two outs, the Gamecocks made their move as Adam Matthews tripled to the gap in right-center putting a runner in scoring position. The Gamecocks then tied the game as Christian Walker roped a double down the left field line scoring Matthews and tying the game. Entering the ninth inning, the Gamecocks went to closer Matt Price, who kept the Bulldogs at bay setting up the heroics in the bottom of the ninth. Adrian Morales singled to left field, his third hit of the game, to open the inning followed by a two-strike hit by Jake Williams to center field. Evan Marzilli would sacrifice both runners over. With two outs and runners still on second and third and the count full, Wingo ripped a hard shot that first baseman Jonathan Hester dove for. Hester kept the ball in front of him but Wingo hustled down the line and beat Georgia reliever Patrick Boling to the bag and Morales scored the winning run. Six different Gamecocks tallied at least one RBI in the series finale and four Carolina relievers limited Georgia to just one run on three hits in eight innings of work as Carolina sealed a series win with an 8-3 victory over the Bulldogs.



SOUTH CAROLINA-FLORIDA ROUND ONE

A road trip to Gainesville would be next on the list as South Carolina and Florida met in a Top 5 showdown that served as a sign of things to come between the two schools. Michael Roth proved why he was one of the top pitchers in collegiate baseball as he stymied the Gator hitters throughout the series opener and was backed by an offense that pounded out 13 hits as Carolina upended the Gators 9-2 to take the first game of the series. After falling 2-1 in game two, the Gamecocks would rally from three runs down and clinch the series at McKethan Stadium with a 4-3 comeback win over the top ranked Gators. With a full count and the bases loaded in the eighth inning, Adrian Morales drew a walk to bring home the winning run.

WINNING STREAK

With the series victory over the Gators under the team's belt, South Carolina returned home and swept Kentucky to climb to 7-2 in the SEC standings. Roth would outduel Kentucky starting pitcher Alex Meyer 3-1 in the opener, a Brady Thomas RBI single in the bottom of the 10th inning would lift Carolina to a 4-3 win, and freshman right-hander Forrest Koumas would pitch a career-high 6.1 scoreless innings in a 4-1 victory in the series finale. The effort by Koumas would help him earn SEC Co-Freshman of the Week honors.

South Carolina extended the conference win streak total to seven the next weekend in Knoxville as a series sweep of the Volunteers moved the Gamecocks to 10-2 in the SEC. The inaugural SEC Game of the Week on ESPN2 showcased Roth and Price combining for a seven-hit shutout backed by a 2-for-4 game from Bradley and three hits by Scott Wingo. Colby Holmes followed up Roth's start with an equally dominant performance as he struck out seven batters in seven innings and with a two-run homer by Christian Walker, the Gamecocks would defeat Tennessee 2-0. That set the stage for Forrest Koumas, who gave the Gamecocks a third consecutive quality start as Carolina nipped the Volunteers 2-1 to earn a series sweep. The Gamecock pitching staff had its best weekend of the season with just one run allowed in 27 innings pitched at Tennessee. The Volunteers has just 15 hits for three games with a .179 batting average and Carolina finished with 24 strikeouts and just six walks allowed as well. Holmes would pick up SEC Pitcher of the Week accolades also.

GAMECOCKS & COMMODORES

Carolina Stadium would be home to the top series in college baseball in the middle of April as No. 3 South Carolina and No. 1 Vanderbilt faced off in front of three consecutive capacity filled crowds in Columbia. As he had done all season, Michael Roth continued to bring his "A" game to the field in the opener as he outdueled Vanderbilt junior flame thrower Sonny Gray as the Gamecocks drew first blood, 3-1, on Friday night. Scott Wingo, Evan Marzilli and Adam Matthews all had two hits apiece and Peter Mooney belted a solo home run to pace the Carolina offense. Vanderbilt returned serve in the Saturday night contest and evened the series with a 6-4 win.

The rubber game would be on display not just for the packed house at Carolina Stadium but also for a national TV audience on ESPN2. Trailing by a pair of runs, Carolina batted around in the seventh inning and scored four times to rally for a 5-3 victory over the Commodores and to clinch the series. The Gamecocks entered the bottom of the seventh against Vanderbilt starter Taylor Hill trailing 3-1 to the Commodores. Never down and never out, the Gamecocks battled back starting off with a leadoff double by designated hitter Steven Neff, who was making his first start of his career as a position player. Vanderbilt would go to the pen for left-handed reliever Corey Williams, who walked Peter Mooney giving Carolina a pair of runners with no outs. That would send Vanderbilt to the pen again.

Overall: .....	55-14
Non-Conference Record:.....	33-6
SEC Record: (denotes conference games only).....	22-8
At Home: .....	36-4
On Road: .....	12-8
Neutral:.....	7-2
At Home (SEC): .....	12-3
On Road (SEC): .....	10-5
At Home (Non-Conference): .....	24-1
On Road (Non-Conference): .....	2-3
Neutral Site (Non-Conference): .....	7-2
In Extra Inning Games: .....	3-0
Vs. Top 25 Teams: .....	15-5
In February: .....	6-0
In March: .....	13-5
In April: .....	15-3
In May: .....	11-6
In June: .....	10-0
Playing a day game: .....	20-4
Playing a night game: .....	35-10
In one-run game: .....	13-3
In two-run game: .....	5-6
In games decided by three runs or less: .....	21-9
In five + run game: .....	22-4
When Scoring First: .....	32-2
When Opponent Scores First: .....	23-12
When Leading Entering the 7th Inn.: .....	45-0
When Trailing Entering the 7th Inn.: .....	4-13
When Tied Entering the 7th Inn.: .....	6-1
When Scoring 10+ Runs: .....	10-0
When Allowing 10+ Runs: .....	0-2
When Scoring 5 runs or less: .....	23-13
When Allowing 5 runs or less: .....	52-7
When out-hitting opponent: .....	43-3
When matching opponent with hits: .....	6-1
When out-hit by opponent: .....	6-10
When hitting at least one home run: .....	28-3
vs. Starting LHP: .....	22-7
vs. Starting RHP: .....	33-7
On Monday: .....	2-0
On Tuesday: .....	10-2
On Wednesday: .....	6-0
On Thursday: .....	1-2
On Friday: .....	14-3
On Saturday: .....	11-4
On Sunday: .....	11-3
Wearing white uniforms/black trim: .....	10-1
Wearing white pinstripes/garnet trim: .....	14-3
Wearing white uniforms/garnet trim: .....	6-0
Wearing black jersey/grey: .....	2-1
Wearing garnet "Carolina" jersey/white: .....	2-0
Wearing garnet "Gamecocks" jersey/white: .....	7-1
Wearing garnet "Carolina" jersey/grey: .....	3-1
Wearing garnet "Gamecocks" jersey/grey: .....	3-1
Wearing grey uniforms/black trim: .....	5-3
Wearing grey pinstripes/garnet trim: .....	3-3

CAROLINA GAMECOCKS

STAFF

PLAYER PROFILES

OPPONENTS

SEASON IN REVIEW

HISTORY & RECORDS

CAROLINA GAMECOCKS

This time for right-hander Will Clinard. Robert Beary would execute a perfect bunt down the third base line that Clinard could not field and the bases were loaded with no outs after a base hit from Beary. Left-hander Kevin Ziomek would be the fourth pitcher of the inning for Vanderbilt and Carolina would counter with pinch hitter Greg Brodzinski. Zimoek would hit Brodzinski to plate home a run and cut the deficit to 3-2. With the bags still full, Jackie Bradley Jr. laced a single to center field scoring Mooney and tying the game at 3-3. The bases still loaded Scott Wingo would have a quality at-bat and knock a ground out to second base that scored Beary giving Carolina a one-run lead. An intentional walk would load the bases one more time for Carolina as Vanderbilt decided to walk Walker to face the left-handed Brady Thomas. Thomas would deliver for Carolina as he lifted a sacrifice fly to center field scoring Brodzinski and giving Carolina a two-run advantage.

It was enough for right-hander Matt Price, as the sophomore hurled three scoreless innings and struck out seven batters to pick up the win. He struck out the side in the eighth, setting down the heart of Vanderbilt's order (3-4-5 hitters Aaron Westlake, Jason Esposito, Mike Yastrzemski). In the ninth, Vanderbilt put a pair of runners on base with one out. Price settled in though and struck out Conor Harrell looking for the second out. After a wild pitch advanced runners, Price ended the game with a called third strike on Tony Kemp. The three-game series attendance was 24,726, the best three-game mark in Carolina Stadium history. Roth picked up SEC Pitcher of the Week honors as well for his Friday night win.

STAFF



WIN ANYWAY

At the midpoint in the conference slate, the Gamecocks took an 11-4 conference mark to Starkville for a weekend series with the Mississippi State Bulldogs. Carolina scored in six of nine innings in the Friday night opener and Christian Walker was 4-for-5 with two runs scored as the Gamecocks set down MSU 8-2 with Roth improving to 9-1 as well. Carolina's 5-3 loss on Saturday was more painful than usual as center fielder Jackie Bradley Jr. sustained a broken left wrist diving for a ball in the outfield in the fifth inning. Heading into the rubber game, it was a "MASH" unit lined up for the Gamecocks with the entire Opening Day starting outfield not available. Along with Bradley's injury, Adam Matthews was back in Columbia after sustaining a serious hamstring injury vs. Vanderbilt and Evan Marzilli could not play on Sunday due to a medical condition.

"Win Anyway," became the motto from head coach Ray Tanner. And his players followed suit. Down 3-2 entering the top of the fourth, the Gamecocks made their move, batting around to score four runs on five hits and take a three-run lead. All four runs in the fourth would come with two outs. With runners on first and third, Christian Walker got it started as he singled up the middle to score Robert Beary tying the game at 3-3. Brady Thomas gave the Gamecocks the lead with a single to left field that was followed by RBI base hits from Jake Williams and Adrian Morales that extended Carolina's lead to three runs. That offensive output continued in the fifth as Carolina batted around for the second straight inning, this time scoring five runs to go ahead 11-3 on the Bulldogs. Wingo tallied a RBI sacrifice fly with the bases loaded. With one out and the bags still full, Thomas drove in three more runs with a triple down the right field line. Jake Williams added a RBI double as Carolina went ahead 11-3 on MSU. Christian Walker would pick up SEC Player of the Week honors after his weekend in Starkville. Walker had a phenomenal weekend at the plate batting .909 (10-for-11) along with a sacrifice fly RBI and four walks against the Bulldogs in 16 plate appearances. He had 14 total bases for the weekend and a 1.273 slugging percentage as well.

That winning would continue through the Auburn series at home as the Gamecocks swept the Tigers to improve to 17-4 in conference play. Carolina tallied wins of 2-1, 10-2 and 7-3 to remain in a three-way tie atop the Southeastern Conference with nine games remaining on the schedule. After winning one of three games at Ole Miss, the Gamecocks returned home for the final home conference series of the year vs. the upstart Arkansas Razorbacks. After falling in the series opener 6-2 to the Hogs, the Gamecocks would respond in game two as Scott Wingo capped off a thrilling game with a walk-off homer in the bottom of the ninth to lift Carolina to a 6-5 victory. Wingo roped the 0-1 offering from Arkansas righthander Ryne Stanek just out of the reach of the Razorback right fielder and into the Carolina bullpen for his fourth home run of the year, sending the announced crowd of 7,765 fans home happy. It was Wingo's third walk-off hit of the year; he had the game-winning RBI single in a 2-1 win over Auburn on April 29 and also drove in the winning run in the ninth in a 2-1 win over Georgia. Senior Day was on Sunday and it would be all South Carolina then in the rubber game as Colby Holmes came within one pitch of a complete game shutout as Carolina won the series with a 7-1 win vs. the Razorbacks. Steven Neff was the offensive star for the Gamecocks as he went 3-for-4 with a pair of home runs and three RBI. The Gamecock lefthander, who had a total of five career hits coming into the weekend, finished the series 6-for-8 with three home runs, a double and five RBI.

PLAYER PROFILES

OPPONENTS

SEASON IN REVIEW

HISTORY & RECORDS



SEC CHAMPIONS

South Carolina had one thing in mind when the team made its drive to Tuscaloosa, Ala. for the final conference series of the season, a series victory and a conference championship. Despite a one-run loss to Alabama in the opener, Carolina knew that fate was in the team's hands. Win the final two games, South Carolina would earn a Southeastern Conference championship and the No. 1 seed at the SEC Tournament. Walker, Mooney, Wingo and Marzilli were a combined 9-for-14 in game two as Carolina held on for a 6-3 win over the Crimson Tide. That set the scene for the final day and with a championship on the line, the Gamecocks delivered as Carolina broke out of the gates with an early two-run lead off RBIs from Walker and Neff and behind solid work from Colby Holmes and three relievers the Gamecocks defeated Alabama 3-2 to claim the school's third conference championship. Matt Price came up big in the ninth inning going three up and three down to seal the championship. Price coaxed Taylor Dugas into a fly out to center field, tallied the second out on a ground ball and sealed the win with a strikeout looking against Jared Reaves.

**SOUTH CAROLINA (2) GEORGIA SOUTHERN (1)**

A stellar pitcher's duel went South Carolina's way as the Gamecocks outlasted Georgia Southern, 2-1, at the NCAA Columbia Regional at Carolina Stadium.

Michael Roth (12-3) got the win for the Gamecocks, pitching seven-plus innings while allowing just two hits and one unearned run while striking out four. Matt Price picked up his 16th save of the season with 1.2 perfect innings, striking out three of the five hitters he faced.

Georgia Southern righthander Andy Moye (7-2) pitched his second complete game of the year but came up just short, giving up just two runs - one earned - on four hits while striking out four and walking two.

South Carolina managed four hits in the game and Georgia Southern had just two; those numbers marked a season-low total for both teams. No player for either team had more than one hit in the game.

Brady Thomas, Adrian Morales, Jake Williams and Robert Beary had the Gamecocks' four hits; Shawn Payne and Scooter Williams had the pair for the Eagles.

Georgia Southern would find its way onto the scoreboard first in the third inning. Brent Pugh reached on a fielder's choice, then moved to second on a wild pitch. A single from Scooter Williams put runners at the corners with one out. Then, an attempt to hold the runner at first was bobbled by the Carolina first baseman, allowing Pugh to score on the play and give the Eagles a 1-0 lead.

Carolina tied the game in the fourth when Scott Wingo was hit by a pitch to lead off the inning then advanced to third as an errant pickoff throw sailed into right field. A sacrifice fly to center by Thomas brought Wingo home to tie the game at 1-1.

Carolina broke ahead in the sixth. After Christian Walker drew a one-out walk, Thomas executed a hit-and-run to perfection to put runners at the corners. Morales followed with a base hit to score Walker and give the Gamecocks the lead at 2-1.

Meanwhile, Georgia Southern continued to struggle against the Gamecock pitching. In fact, no Eagle baserunner advanced past first base after the third inning. Roth retired 11 hitters in a row before he hit the first batter of the eighth inning, giving way to John Taylor. Taylor would then record a strikeout before being lifted in favor of Price, who proceeded to strike out the next two batters to end the inning.

Price then worked a 1-2-3 ninth, including a strikeout of the nation's leading home-run hitter, Victor Roache, to end the ballgame.

**SOUTH CAROLINA (11) STETSON (5)**

South Carolina exploded for 10 runs in the third and fourth innings and advanced to the NCAA Columbia Regional championship game with an 11-5 win over Stetson at Carolina Stadium.

Colby Holmes (7-3) got the win with 6.2 strong innings of work, giving up four runs on seven hits while walking just one and striking out three. It was the sixth time in 2011 Holmes went six innings or longer; in all six such outings, he earned a victory.

Four Gamecocks registered multi-hit outings with Robert Beary leading the way. He went 2-for-3 with a grand slam - Carolina's second of the season - to tie a career high with four RBIs. Evan Marzilli, Scott Wingo and Christian Walker all had two hits in the game - Wingo was also hit by a pitch twice to increase his school-record career total to 59 - and Jake Williams and Peter Mooney both drove in a pair of runs.

For Stetson, it was Mitchel Brennan taking top honors with a 2-for-4 day that included a three-run home run, his second of the Columbia Regional. Jeff Simpson, Robert Crews and Sean Emory all had two hits as well.

The Hatters got on the board first when, with two outs in the second, first baseman Trey Blackman hit his first home run of the season to give Stetson a 1-0 lead.

The Gamecocks then exploded in the third and fourth innings. After Marzilli led off with a double and Wingo moved him to third with a base hit, Walker was hit by a pitch to load the bases with no one out. Marzilli would score to tie the game at 1-1 when Brady Thomas hit into a double play, putting a runner at third with two outs. However, three consecutive walks to Morales, Williams and Mooney brought home Wingo to give the Gamecocks a 2-1 lead. Beary then came through with his first career grand slam to blow the game wide open, giving the Gamecocks a 6-1 lead and delighting the Carolina Stadium crowd of 7,335.

An inning later, it was more of the same as Marzilli and Wingo led off with back-to-back singles, then Walker singled up the middle to bring home Marzilli and make it 7-1. After a walk to Thomas and a fielder's choice by Morales erased Wingo at home, Williams ripped a 2-RBI double to left center to bring home Walker and Thomas and increase the lead to 9-1. A sacrifice fly by Mooney one batter later brought home Morales, moving the Gamecocks into double digits at 10-1.

Steven Neff delivered his fifth home run of the season on the first pitch of the fifth inning, roping one into the right-field bullpen, to increase Carolina's lead to 11-1.

Stetson would not go quietly, however. With two outs in the seventh, Mitchel Brennan roped his second home run of the Columbia Regional to bring home three Hatter runs and cut the Carolina lead to 11-4.

The Hatters would threaten again in the eighth and come away empty, but they managed to scratch out one more run in the ninth. Blackman was hit by a pitch to lead off the inning, moved to second on a walk to Emory, and then scored as Brennan singled to cut the Stetson deficit to 11-5. However, John Taylor would force a groundout and strike out the final two batters he faced to complete the victory.

**SOUTH CAROLINA (8) STETSON (2)**

Almost 19 hours after it began, South Carolina clinched its second consecutive regional title on Monday afternoon, defeating Stetson 8-2 at Carolina Stadium in a game that was delayed overnight because of severe storms in Columbia.

John Taylor (5-1) picked up the win in relief for the Gamecocks as he went 1.2 innings, giving up one run on two hits while walking a pair. Matt Price earned his 17th save with 2.2 scoreless innings that included two strikeouts. Forrest Koumas got the start and went 4.0 innings, giving up just one run on three hits, but could not return after the game was halted Sunday night. Stetson starter Austin Perez (2-3) was charged with the loss; he gave up four runs on eight hits while walking three and striking out one in 4.1 innings of work.

The game, which began at 7 p.m. Sunday, did not conclude until mid-afternoon Monday after a severe thunderstorm nearly ripped the tarp off the infield and knocked power out to Carolina Stadium. Crews from South Carolina Electric & Gas also had to cut a fallen tree out of power lines behind the left-field bleachers where many gameday staffers and media were parked. Power was restored around 1 a.m., and the Carolina Stadium maintenance and facilities staff worked through the night to clean up debris and damage. As a result, the stadium looked no worse for wear when gates opened at 11:30 a.m. Monday.

Scott Wingo and Christian Walker led the Gamecock offensive effort as both went 3-for-4 and combined to score three runs on the day. Robert Beary and Steven Neff each went 2-for-5; Beary had a triple and Neff swatted a double for his 11th extra-base hit of the year.

For their efforts, Beary was named the Most Valuable Player of the Columbia Regional, and Wingo, Walker, Evan Marzilli, Adrian Morales and Michael Roth were named to the All-Tournament Team.

For Stetson, seven players had one hit apiece. Mark Jones and Mitchel Brennan accounted for two of the seven; both were also named to the All-Tournament Team.

A key to the Carolina victory was the success of their leadoff hitters. In six of the nine innings, the Gamecocks were able to get a leadoff runner on base. Five of those six times the runner scored, accounting for five of the Gamecocks' eight runs in the game.

It took Carolina all of two pitches to find its way on the scoreboard. On the second pitch of the game, Marzilli ripped the 0-1 offering into the right field bullpen for a leadoff home run to give the Gamecocks a 1-0 lead.

However, Stetson would answer in its half of the first. A leadoff single by Jeff Simpson, followed by a sacrifice bunt, another single and then a sacrifice fly from Nick Rickles scored Simpson to tie the game at 1-1. From that point on, however, Koumas allowed just one hit through the next three innings while striking out three.

Meanwhile, the Gamecocks were padding their lead. A leadoff triple from Beary in the third led to another run as he scored on a sacrifice fly from Marzilli to give the Gamecocks the lead back at 2-1. Wingo and Walker would then record back-to-back singles to give the Gamecocks runners at the corners with two out, but they were stranded there.

In the fourth, a leadoff walk to Morales led to another run as Williams sacrificed him to second and a base hit from Beary brought him around to make the score 3-1. Steven Neff would then rip his 11th extra-base hit of the season to put runners at second and third, but again they would be stranded as a groundout ended the inning.

For the fourth time in five innings, the leadoff runner reached in the fifth when Wingo singled for the second time in the game. Another single by Walker put two on with no out, and a sacrifice bunt from Brady Thomas moved them to second and third. After an intentional walk to Morales loaded the bases with one out, Williams hit a deep fly to right that brought home Wingo to put the Gamecocks ahead 4-1. Another walk to Mooney loaded the bases just before the game was halted at 8:24 p.m.

Neither team could do much after the restart until the Hatters put together several great at-bats in the seventh. Back-to-back singles from Trey Blackman and Sean Emory, followed by a sacrifice bunt from Brennan, put runners at second and third with one out. A walk to Simpson loaded the bases for the Hatters, leading to Price getting the call to grind out the final eight outs. And grind he did - after a long at-bat, Robert Crews reached on an error and all runners advanced to bring Stetson to within a pair at 4-2, moving the tying run to second. But Price was able to fight through two more tough at-bats and induce a flyout to right - whereupon Jake Williams fired a strike to home plate to force the runner to hold at third base - and a sharp groundout to Wingo to end the inning.

After coming away empty in the eighth, the Gamecocks doubled their offensive output in the ninth. Another leadoff single for Wingo, followed by a hit-and-run from Walker, put runners at the corners with no out. Following a Brady Thomas strikeout, Stetson elected to intentionally walk Morales for the second time in the game (his third walk overall). Exactly like in the fifth inning, Williams hit a deep fly ball to bring home Wingo and give the Gamecocks a 5-2 lead. But unlike the fifth, Mooney followed up with a base hit to bring home Walker from second to make the score 6-2. Then, with two runners still aboard, Beary roped a fly ball to deep center field that the Stetson outfielder could not haul in, leading to a two-base, two-run error to increase the Gamecocks' lead to 8-2. After that, it was all but academic for Price, despite giving up a pair of singles in the ninth. He got a groundout, a strikeout and a flyout to end the ballgame and send Carolina back to the Super Regional.

CAROLINA GAMECOCKS

STAFF

PLAYER PROFILES

OPPONENTS

SEASON IN REVIEW

HISTORY & RECORDS

**SOUTH CAROLINA (5) CONNECTICUT (1)**

Lefthander Michael Roth pitched 8.1 solid innings, and second baseman Scott Wingo drove in two runs as South Carolina defeated Connecticut 5-1 in game one of the NCAA Columbia Super Regional at Carolina Stadium.

Roth (13-3) was his usual dominant self, allowing just one run - unearned - on six hits while striking out two and walking three in 8.1 innings of work. He has now gone 30.0 consecutive innings, spanning the entirety of his last four starts, without surrendering an earned run. It was Roth's seventh time this season to pitch eight or more innings. First-round draft pick Matt Barnes (11-5) took the loss for UConn, surrendering all five runs on eight hits while walking a pair and striking out six.

Wingo had his eighth two-RBI game of the season as he went 2-for-5, driving in runs in the third and fifth inning as the Gamecocks climbed out of an early hole. Evan Marzilli was also 2-for-5 in the game with a double, and Steven Neff had his fifth multi-hit game of the year with a 2-for-4 effort that included a double. On the year, 12 of Neff's 18 hits have gone for extra bases.

The Huskies jumped out to a 1-0 lead in the first when George Springer got a two-out single to center, then advanced to second as the ball was misplayed by the Gamecock outfield. He would score one batter later when Mike Nemeth singled through the left side to put the Huskies on the board.

Early on, Barnes was able to overpower the Gamecock hitters as he struck out the side in the first and fanned four total batters in his first trip through the Carolina order. But the second run through the lineup proved to be a different story.

With two out in the third, Marzilli doubled off the wall in left to put a runner in scoring position for Wingo. The Gamecock second baseman came through with a base hit, bringing Marzilli home to tie the game at 1-1.

An inning later, the Gamecocks again rallied with two outs as Jake Williams drew a walk to start things off. After Peter Mooney singled to put runners at first and third, Barnes would uncork a wild pitch that allowed Williams to score from third and give the Gamecocks a 2-1 lead.

Carolina would add some insurance and gain some breathing room in the fifth. Neff led off with a double and moved onto third base after a misplay in left field. After Marzilli struck out, Wingo came through again with a single to center, scoring Neff to put the Gamecocks up 3-1. It would be the first of four straight Carolina hits - a wild pitch moved Wingo from first to third, after which Walker singled to bring him home, increasing the Gamecock lead to 4-1. After Walker moved to second on a passed ball, Brady Thomas singled to bring home Walker and make the score 5-1. Another hit from Morales would chase Barnes from the game; the Gamecocks would get only two hits in the final 3.2 innings against the UConn bullpen.

Meanwhile, Roth was cruising. After allowing a leadoff single to John Andreoli in the third, the lefthander did not give up another hit until the seventh inning. In fact, from the third through the sixth, no UConn baserunner advanced past first base. Roth was able to get out of a jam in the seventh as Wingo started a 4-6-3 double play to erase the first hit, and then after UConn put runners at the corners with two out, he was able to get another grounder to Wingo to end the inning. He appeared to get stronger as the game went on - he recorded back-to-back strikeouts in the eighth, his first two punchouts of the game.

After Roth left to a thunderous ovation from the sellout crowd of 8,242, John Taylor only needed six pitches to end the ballgame.

**SOUTH CAROLINA (8) CONNECTICUT (2)**

Christian Walker hit a go-ahead solo home run in the eighth inning, and South Carolina added five more insurance runs in the ninth as the Gamecocks advanced to the College World Series for the second straight year with an 8-2 victory over Connecticut at Carolina Stadium.

For the second straight year, Walker provided the eventual winning blast for Carolina as he roped a 1-0 offering from UConn starter Greg Nappo over the wall in left field to give the Gamecocks their first lead of the game at 3-2, sending the Carolina Stadium sellout crowd of 8,242 into a frenzy. It was in the eighth inning of the 2010 Super Regional against Coastal Carolina in Myrtle Beach that Walker hit a two-out, two-strike, three-run bomb that gave Carolina a 10-9 lead and propelled the Gamecocks to victory and kept alive the eventual national championship run.

The Gamecocks still needed an insurance run in the ninth. They batted around and got five - with just two hits.

Evan Marzilli led things off with a walk, then moved to third when Scott Wingo attempted a sacrifice bunt. He beat the throw to first for a base hit, and the UConn infield misplayed the ball, allowing Marzilli to move to third. The Huskies then intentionally walked Walker to load the bases and went to the bullpen for their closer, Kevin Vance. Brady Thomas would take Vance's first offering to deep left field, scoring Marzilli on the sacrifice fly to make it 4-2 Carolina as all three runners advanced. Another intentional walk, this one to Adrian Morales, brought Jake Williams to the plate, who entered the game 6-for-11 with the bases loaded. But the second pitch to Williams hit him in the leg, bringing home Wingo to make it 5-2.

Peter Mooney, who had hit several balls hard on the night, finally got one to fall. He ripped a double to the gap in right-center, scoring Walker and Morales to give the Gamecocks a 7-2 lead. A groundout from Robert Beary one batter later brought home

Williams from third to make it 8-2 and give Carolina closer Matt Price a lot of breathing room. He needed very little, actually. A one-out single and a walk were all the Huskies managed in the ninth as Price struck out the final two batters he faced, setting off the traditional "dogpile" celebration on the Carolina Stadium pitcher's mound.

John Taylor (6-1) earned the win with 1.2 innings of relief, allowing no runs on two hits while walking and striking out one apiece; he was the pitcher of record when the Gamecocks took the lead. Colby Holmes got the start and pitched quite well, save for one bad stretch in the second inning where he gave up four straight hits. He went 4.1 innings, giving up two runs on five hits while striking out two and walking none. Price earned his 17th save of the year with two scoreless innings, striking out four. UConn starter Greg Nappo (10-3) took the loss as he gave up three runs on 10 hits in 7.1 innings.

Williams, Mooney and Beary all finished with two hits and two RBIs on the night to lead the Gamecock offensive effort. Morales also had two hits and scored a pair of runs. Wingo was the fifth Gamecock to register two hits on the night as Carolina totaled 12 as a team, equaling their best output of the postseason.

For Connecticut, the 7-8-9 hitters in their lineup were a combined 6-for-11 while the rest of the Huskies were 4-for-24 on the night.

UConn looked like it would take the life out of the ballpark early as the Huskies jumped out to a 2-0 lead in the second inning. After the first two batters to the plate failed to reach base, UConn put together four straight hits. Nick Ahmed started with a single, then went to third as Elliot had a base hit of his own. Martin then singled to bring home Ahmed and give the Huskies a 1-0 lead, and then Ferriter ripped a base hit to center, scoring Elliot to make it 2-0.

From that point on, however, the Gamecocks managed to keep Connecticut off the scoreboard. Holmes retired the next seven batters he faced and only allowed one more hit before giving way to Jose Mata with one in the fifth Mata only faced two batters, but induced a double play and a groundout in his relief stint.

The double-play ball was quite nice to the Gamecocks as the fifth, sixth and seventh innings all ended on the twin killing. None was bigger than the bottom of the sixth, though. After Tyler Webb gave up a single to the one batter he faced, Taylor allowed another hit to Ryan Fuller that put runners at the corners with one out. An intentional walk to Ahmed loaded the bases. But the Gamecocks got what they were looking for - a one-hopper straight back to Taylor, who got the force out at home and then saw Beary fire to first to end the inning.

Carolina first got on the board in the fourth. Brady Thomas doubled with one out for the Gamecocks' second hit of the game, and then with two outs, Jake Williams ripped a double down the right field line to bring home Thomas and put the Gamecocks on the board at 2-1.

The Gamecocks would tie the game in the sixth as Morales singled to bring up Williams again. For his second straight at-bat, he came through with a base hit to put two on with one out. After Mooney flied out to right for the second out, Beary blooped a base hit into shallow center, allowing Morales to score and tie the game at 2-2; Williams was caught between second and third to end the inning.

After Walker's blast in the eighth, the Gamecocks continued to threaten. A double by Morales and an intentional walk to Williams put two on with one out for Mooney. He hit a frozen rope toward the gap in left center, but UConn center fielder George Springer made a diving catch for the second out, forcing the runners to return. After Beary reached on a fielder's choice and the runners advanced on an error, Steven Neff hit a deep fly to center, but again Springer made a highlight-reel, over-the-shoulder catch on the warning track to end the inning.

South Carolina finished its home season with a 36-4 record, its best at Carolina Stadium and the second-best under Tanner.

**SOUTH CAROLINA (5) TEXAS A&M (4)**

Scott Wingo's bases loaded RBI single off the base of the right field wall in the bottom of the ninth inning lifted South Carolina to a 5-4 victory over Texas A&M (47-21) on day two of the 2011 College World Series. The Gamecocks advanced to the winner's bracket of the CWS to face top seeded Virginia.

Wingo, who had a career-high four hits on the night and reached base all five times, knocked a 1-2 pitch from Texas A&M reliever Nick Fleece with no outs and the bases loaded to lift Carolina to the one-run victory. Wingo's walk-off hit was his fourth of the season as well, with previous walk-off hits vs. Georgia, Auburn and Arkansas. The inning began with a double by Robert Beary off the right field wall that just missed a home run and was followed up by a base hit by Jackie Bradley Jr. and a walk to Evan Marzilli to set the stage for Wingo's heroics.

"I just saw they brought an outfielder in and I was really trying to get the ball in the air," said Wingo. "When I got two strikes on me, I just tried to battle and I think he threw me an inside fastball I just got it up."

Gamecock reliever Matt Price earned the win after retiring a pair of batters in the ninth inning. He is now 6-3 for the year. Texas A&M reliever Kyle Martin suffered the loss and is 2-3 for the season. He allowed the leadoff double to Beary in the ninth, the lone batter he faced.

Both starters competed strong in the CWS opener for both squads as Gamecock junior left-hander Michael Roth and Texas A&M junior right-hander Ross Stripling

CAROLINA GAMECOCKS

STAFF

PLAYER PROFILES

OPPONENTS

SEASON IN REVIEW

HISTORY & RECORDS

kept matching zeroes after zeroes after both teams took advantage of a pair of errors to score four runs apiece in the first inning. After allowing three hits in the first two innings, Roth would allow just one hit the rest of the way as he went 7.1 innings and struck out eight batters while walking five. All four runs yielded by Roth were unearned. He has a streak of 37.1 innings dating back to his May 13 start vs. Arkansas without allowing an earned run, that is five consecutive starts for Roth in that span. His season ERA is now 0.97. Stripling went eight innings for Texas A&M and allowed four runs, two earned, on seven hits with six strikeouts and a walk in a no-decision.

"It was a great college baseball game," said South Carolina head coach Ray Tanner. "Going into the first inning tonight, I have to admit that I had been paying attention to the other games and the other pitchers; it appeared that every pitcher seemed to scuffle a little bit in the first inning. Roth had to get in the battle mode and they had the four-spot and we came back and battled our way back into it with a four-spot. Roth did what he's accustomed to doing for us. He gave us a chance to win."

Texas A&M got on board first with four unearned runs in the top of the first inning. Tyler Naquin reached base to lead off the game on a fielding error by Gamecock first baseman Christian Walker. A one-out walk to Matt Juengel gave A&M a pair of runners and TAMU would score their first run on a RBI single up the middle courtesy of Jacob House. After Kevin Gonzales loaded the bases on a two-out walk, the Aggies plated home three runs on a three-run triple off the bat of Brandon Wood down the right field line.

The Gamecocks however answered and tied it up at 4-4 in the bottom half of the first. Marzilli had a leadoff walk followed by a single to Scott Wingo and a base hit by Christian Walker that loaded the bases for no outs. After Stripling balked in Marzilli for a run, Adrian Morales knocked in a run on a grounder to second baseman Andrew Collazo, who threw high to first base allowing both Wingo and Walker to score and advancing Morales to second base. With two outs and Morales on third base, Peter Mooney laced a RBI single through the right side that tied the game up.

South Carolina had 10 hits to just four for Texas A&M. Along with four from Wingo, the Gamecocks also got a 2-for-4 day from Beary. Jackie Bradley Jr. made his first start since April 23 following a wrist injury, his first start in 26 games.

**SOUTH CAROLINA (7) VIRGINIA (1)**

No. 4 national seed South Carolina (52-14) scored three times in the top of the first and never looked back as they handed top-ranked Virginia (55-11) a 7-1 setback in a winner's bracket game at the 2011 College World Series.

"We played probably one of our better games of the year tonight and we certainly needed it playing a team the quality of Virginia," said South Carolina head coach Ray Tanner. "We pitched extremely well. We played real tough defense, had some timely hitting. Really, probably can't play any better than that."

For the second straight game, the Gamecocks put together a productive first inning. After the first two batters were retired, Christian Walker reached on an error. Jackie Bradley Jr. followed with a run-scoring double into the right-centerfield gap for his first RBI since April 19. Adrian Morales bounced a single over the first baseman's head, scoring Bradley Jr. to make it 2-0. Morales was awarded third base on the play when Virginia errantly tossed the relay throw into the Gamecock dugout. Brady Thomas then belted a double that bounced at the foot of the centerfield wall, scoring Morales, and giving Carolina an early 3-0 lead.

Carolina extended its lead in the third. Morales, Thomas and Peter Mooney stroked consecutive two-out singles, plating a run and giving Carolina a 4-0 advantage.

The Gamecocks chased Virginia starter Will Roberts in the fourth inning when Jake Williams led off with a triple to right-center and scored on Evan Marzilli's double to left. After Wingo sacrificed Marzilli to third, Walker greeted reliever Cody Winiarski with a double down the left field line, extending the lead to 6-0. Roberts was tagged with the loss, just his second of the season in 13 decisions. Williams' triple, his sixth of the season, tied the school single-season record held by Brian Buscher.

Virginia finally got on the board in the bottom of the fourth when John Hicks hammered a 1-0 offering from Colby Holmes over the left field wall for a solo home run. Hicks' eighth of the season was the first hit allowed by Holmes on the evening.

The Cavaliers tried to mount a rally in the fifth. They loaded the bases on two hits and a walk with just one out, forcing head coach Ray Tanner to go to his bullpen. But senior reliever John Taylor worked out of the jam by inducing an inning-ending 1-2-3 double play to preserve the 6-1 advantage. Holmes left the contest after allowing just one run on four hits while matching his career high with seven strikeouts. Taylor was credited with the win after tossing a career-high 4.1 scoreless innings of one-hit relief, improving his record to 7-1 on the season.

"Colby gave us a quality start," added Tanner. "I really felt bad getting him out of there when I did, but we lost the pop-up in the sky there, and just felt like we needed to try to put a ball on the ground. It was 6-1 at that point and they were getting ready to get back in the game. Fortunately, J.T. rode a comebacker and we got out of that. As I said, that is a huge inning. We played extremely well on all fronts and won one of the biggest games of the year for us."

South Carolina added an insurance run in the eighth. Robert Beary led off with a walk, advanced on a sacrifice bunt and after a groundout scored on a two-out RBI single to right by Walker.

An announced crowd of 22,027 was on hand to see the Gamecocks pound out 13 hits on the night, including three each by Morales and Thomas. Virginia was limited to five hits and committed all three of the game's errors.

**SOUTH CAROLINA (3) VIRGINIA (2)**

The No. 4 national seed South Carolina Gamecocks took advantage of two throwing errors that led to the winning run and advanced to the Championship Series of the 2011 College World Series with a 3-2 13-inning walk-off win over the No. 1 national seed Virginia Cavaliers on Friday night at TD Ameritrade Park in Omaha.

"It really has been amazing," said South Carolina head coach Ray Tanner. "I just - I admire these guys and the players we've had the last couple of years. Their work ethic, their desire to play, to win - they show up and go every day and we've been very fortunate. These (players) do it between the lines. And that's just hard - it's so hard - and I coached for a long time and was unable to get to Omaha as a head coach and then we were able to be here for a few times. It's something you never take for granted. We played in the Finals last year and we get back there again. It's really hard to explain. I'm grateful. These guys deserve a tremendous amount of credit. They've been able to perform in the most difficult circumstances. We've had some outstanding players at different times step up. It's all I can say, really. I'm just ecstatic to be part of this group."

Brady Thomas led off the bottom of the 13th with a solid single to center for the Gamecocks (53-14). Cody Winiarski, the fourth Cavalier pitcher of the evening, tried to nail pinch runner Adam Matthews at second base on Peter Mooney's bunt attempt, but threw wildly and both runners were safe. Robert Beary then laid down a sacrifice bunt that Winiarski threw past the third base bag and bounced out of play, allowing Matthews to scamper home with the winning run. The win sends the defending national champion Gamecocks to the Championship round for the second straight year.

"I obviously knew we were bunting," said Matthews. "The pitcher, he made a heck of a play when I was going to second. Supposedly he swung it down there really good. He overthrew it a bit. I saw it get past him. Thought about going to third but I'm glad I didn't because the center fielder was backing up pretty good. Beary had a great bunt there then and I slid in head first to third. And the umpire motioned, signaled I was safe. I got up. I didn't know where the ball was. Coach Holbrook and everyone was telling me to go, go, go, so it worked out well."

Gamecock reliever Matt Price (7-3) pulled a Houdini act in escaping the top of the 13th inning, giving Carolina a chance for the win in the bottom of the frame. David Coleman opened the Virginia 13th with a leadoff walk. Colin Harrison followed with a single to short. Keith Wernman bunted for a base hit to load the bases with no outs. After a strikeout, John Barr lined out to second baseman Scott Wingo, who flipped to shortstop Mooney, doubling Harrington off second. Price threw 5.2 scoreless innings of relief, allowing seven hits and five walks with five strikeouts while throwing 95 pitches. Price's 5.2 innings was a season-high and the fourth time that he has thrown at least 3.0 innings this year.

"I don't know where to begin," said Tanner. "That game had so much involved in that and I said to Michael (Roth) after the game, I said: Did you pitch tonight? It seemed like so long ago that he was in the game. But he had a great start for us and put us in a great position. We misplayed a couple of balls to give them a chance to tie it up and then it was off and running. We escaped a couple of jams. They got out of a couple. Coach O'Connor and his staff, they have tremendous players. And we knew it was going to be like this. We didn't expect to be extra innings so much, but this game certainly could have gone either way and we just kept hanging in there and were fortunate to get a couple of breaks at the end."

Trailing 1-0, the Gamecocks got on the board in the bottom of the fourth inning as they jumped on Cavalier reliever Kyle Crockett. Christian Walker belted a one-out double to the right field wall. Jackie Bradley Jr. followed with a single to short and Adrian Morales was hit by a pitch to load the bases. Brady Thomas lofted a two-run double to left, giving Carolina its first lead of the game at 2-1.

The lead held until the eighth inning when the Gamecock defense, which had been steady all season, betrayed them. Curtis Taylor reached on a throwing error by Morales to open the inning. After he moved to second on a sacrifice bunt, John Hicks grounder scooted between the legs of Mooney for an error, scoring Taylor with the game-tying run.

The Gamecocks wasted a golden opportunity in the bottom of the eighth inning. Jake Williams singled to lead off the frame and moved to second on a sacrifice bunt. Wingo was hit by a pitch and Walker walked on four pitches to load the bases. But Cavalier closer Branden Kline was able to strikeout both Bradley Jr. and Morales, ending the threat. The Gamecocks fanned a season-high 18 times on the evening.

Both starting pitchers, the staff aces, were impressive. Carolina lefthander Michael Roth worked the first seven innings, allowing four hits and one run with two walks and three strikeouts. Virginia southpaw hurler Danny Hultzen, the second player taken in the MLB draft earlier this month, was outstanding in his 3.0 innings of work before leaving the game due to illness. He fanned eight of the 10 batters he faced, while throwing 32 of 40 pitches for strikes. Cavalier hurler Branden Kline was effective in relief, hurling 5.0 scoreless frames, allowing just three hits with seven strikeouts.

Virginia's run in the top of the second inning was the first earned run allowed by Michael Roth since May 13, snapping a streak of 38.1 innings.

CAROLINA GAMECOCKS

STAFF

PLAYER PROFILES

OPPONENTS

SEASON IN REVIEW

HISTORY & RECORDS

SOUTH CAROLINA (2) FLORIDA (1)

For the second straight game, the Gamecocks used a pair of throwing errors to score the winning run in extra innings, as No. 4 national seed South Carolina outlasted the No. 2 national seed Florida Gators, 2-1 in 11 innings, in the first game of the best-of-three College World Series Championship Series in Omaha.

With one out in the 11th, Christian Walker, who was playing with a fractured hamate bone in his left wrist, singled up the middle. With Walker attempting to steal second base, catcher Mike Zunino's throw sailed into centerfield, allowing Walker to scramble to third. Centerfielder Bryson Smith's throw then bounced past the third base bag and into the stands, allowing Walker to score the go-ahead run.

"I knew it was going to take a lot of pain specifically for me not to play," said Walker. I can't say enough about (South Carolina athletic trainer) Brainard Cooper and Dr. (John) Walsh and Dr. (Chris) Mazoue (of USC Orthopedics & Sports Medicine) and (also) everybody at Methodist Hospital for doing everything they did. And you know, for the last half of yesterday, I think I didn't think I was going to be able to play. But you know, they came out and really - I mean I'm speechless about it. They did a great job. I can't thank them enough."

Florida (53-18) got on the board first in the bottom of the third inning without the benefit of a hit. Tyler Thompson led off the inning with a walk, was sacrificed to second, moved to third on a wild pitch and scored on Cody Dent's sacrifice fly.

The lead lasted until the eighth when the Gamecocks (54-14) finally got to Gator starter Hudson Randall. Peter Mooney led off with a walk, moved to second on Robert Beary's sacrifice bunt, advanced to third on Evan Marzilli's fly to center and scored on Scott Wingo's clutch two-out RBI single up the middle. Wingo's hit was his first since going 4-for-4 in the MCWS opener against Texas A&M on June 19.

"Randall had my number all night," said Wingo. "That last at-bat, I think I swung through two sliders and I just said to myself: Stay late. If I get beat inside, I get beat inside. He threw another curveball and I was able to hit it up the middle."

The Gators had a strong opportunity to win the game in the bottom of the ninth. With John Taylor on the mound for Carolina, Zunino opened the inning with a walk. After failing on two sacrifice bunt attempts, Brian Johnson laced a single to right field, advancing Zunino to third. John Adams was intentionally walked to load the bases with no one out. With the infield pulled in, Wingo made a diving stop on Tyler Thompson's grounder and threw to the plate to nail Zunino for the first out. Daniel Pigott then bounced into a 4-2-3 inning-ending double play, sending the game into extra innings.

"After we got an out and the infield was in and Pigott comes up, he's a good runner," said South Carolina head coach Ray Tanner. "We turned it the hard way. Would we have been able to turn it had (the defense) been back and you would say, well, maybe, because it seemed like a tailor-made double play. But he runs really well and you can't be close, even if you don't get a double play you get the out at the plate and you're still playing. My coaches are sitting there and we were afraid that he's such a good runner that he could stay out of a double play. That's why I kept (the infield) in."

"I'm out there to make plays," added Wingo. "John gave us two ground balls, so that was big. I just focus on the ball. Big pick by (South Carolina catcher Robert) Beary. Real big pick by Beary."

Both teams had a chance to score in the 10th. The Gamecocks had runners on first and second with one out before Nick Maronde, the fourth Gator hurler, worked out of the jam. The Gators nearly plated the winning run in the bottom of the frame when Zunino singled to left, but Jake Williams gunned down Dent, who was trying to score from second base, to end the threat.

"I had one of those weird intuitions that the ball was going to get hit to me, honestly, and I was just ready to make an accurate throw and try to get it in the air and make it have a close chance for a play," said Williams. "The ball was sure enough hit to me and I got a good throw on it."

Taylor worked two scoreless innings of relief to earn the win and improve his record to 8-1, while Maronde (0-1) was tagged with the loss. Matt Price worked around a leadoff single in the 11th for his 19th save of the season.

Forrest Koumas, the Gamecock starter, was effective in his first appearance at the CWS. He worked 5.2 innings, allowing just three hits and one run with one walk and four strikeouts. The freshman hurler, who was making his first appearance since a four-inning stint against Stetson on June 5, threw 86 pitches, 54 for strikes.

"Coach Meyers just told me to stick to what I've been doing, hitting the spots and let the defense play behind me," said Koumas.

Hudson Randall, the Gators' sophomore right-hander, allowed just three runners through the first seven frames - a first-inning double by Christian Walker, an infield error on a ball hit by Adrian Morales in the second, and a fourth-inning single by Morales. He left the contest after tossing 7.2 innings in which he surrendered just three hits and one run with one walk and six strikeouts. He threw 84 pitches, 56 for strikes.

"Incredible college baseball game," said Tanner. "I thought we were going to have trouble getting a guy on base there for a long time against Hudson Randall. He was very special. You see (Danny) Hultzen (of Virginia) a few nights ago, and you see Randall go out there tonight. Although they were different guys, they have one thing in common; they're very special on the mound. We were just able to hang in there and keep to a minimum."

SOUTH CAROLINA (5) FLORIDA (2)

The South Carolina Gamecocks rode the stellar pitching of Michael Roth to defeat the Florida Gators, 5-2, and sweep the best-of-three College World Series Championship Series Tuesday night at TD Ameritrade Park in Omaha in front of an announced crowd of 26,721. The win gave the Gamecocks back-to-back National Championships in Division I College Baseball. Carolina finished 10-0 in the 2011 NCAA Tournament (3-0 in Regional, 2-0 in Super Regional, 5-0 in MCWS) becoming the first team to go 10-0 in NCAA Tournament play in one season.

The Gamecocks, who entered the tournament as the number four national seed, have now established NCAA records with 16 consecutive postseason wins and 11 consecutive wins in the College World Series. While in Omaha, South Carolina defeated Texas A&M, number one seed Virginia twice, and number two seed Florida twice without a loss. Carolina becomes only the ninth repeat champion in MCWS history and first since Oregon State in 2006 and 2007.

"It's difficult to put into words what we've experienced in the last few days and having been at Rosenblatt last year and having the good fortune of closing that out and getting an opportunity to come to T.D. Ameritrade this year was very special," said South Carolina head coach Ray Tanner. "Of course you get here, you want to win a game or two and we've really played some great baseball while we were here and it's hard for me to understand it all right now. I'll have to let it sink in a little bit. I want to take a moment to recognize Coach O'Sullivan and the Florida Gators. What a great team, what a tremendous team, classy organization. They play the game the right way. You never like to lose games but you like to play people like the Gators and Coach O'Sullivan because you get after it and you play the game the right way. You can rest assured; he'll be back in Omaha time and time again. Our players, they've made it happen between the lines. They made plays. They made pitches. They got big hits. They always felt they had a chance to win. They believed. I thought they did a tremendous job of keeping baseball in perspective. We never thought that we were an awesome team; we just thought we were good enough to win at times. When the opportunity would present itself, we could try to find a way late in the game to win some games. And not often we go double-digit hits or double-digit runs but these guys believed they could win and they got in position to do that a lot."

The Gamecocks (55-14) broke out in front in the bottom of the third inning when they sent eight men to the plate, scoring three times off Florida starter Karsten Whitson (8-1). Peter Mooney led off the frame with a double down the left field line and advanced to third on Robert Beary's sacrifice bunt. After Evan Marzilli walked, Scott Wingo lofted a sacrifice fly to right, scoring Mooney with the game's first run. After Jackie Bradley Jr. walked, Christian Walker's bouncer to short eluded Nolan Fontana and rolled into centerfield for an error, allowing Marzilli to score and sending Bradley to third. Brady Thomas chopped an infield single over the pitcher's mound, scoring Bradley Jr. and putting Carolina on top 3-0.

Florida (53-19) answered with a single run in the top of the fourth. Mike Zunino led off the inning with a home run over the left field wall. The solo blast was his team-leading 19th round tripper and just the third home run allowed by Roth all season. Zunino had three of the Gators' six hits on the night.

The Gators had chances to get closer when they put their first two batters on base in both the fifth and sixth innings, but Roth was able to work his way out both jams.

South Carolina got an insurance run in the bottom of the sixth when Mooney crushed a 3-1 offering from reliever Tommy Toledo into the Gator bullpen beyond the right field wall for his fourth home run of the season, giving the Gamecocks a 4-1 advantage. Mooney's round tripper was the only home run hit by the Gamecocks in their five-game stay in Omaha.

Florida cut the deficit to 4-2 with a run in the top of the eighth. Zunino doubled to center off Roth and scored on John Adams' two-out single off reliever John Taylor, but Matt Price caught pinch-hitter Tyler Thompson looking to end the uprising.

Carolina came right back with one of its own in the bottom of the frame. Beary singled to center, moved to second on Marzilli's sacrifice bunt, advanced to third on a wild pitch and scored on Wingo's bouncer to right over the pulled-in infield.

Roth (14-3) was lifted after 7.2 innings of work. The junior southpaw allowed just five hits and two runs with two walks and six strikeouts. He threw 127 pitches, 77 for strikes. In 38.1 innings of work over the past two years at the College World Series, Roth has posted a 1.17 ERA, second-best all-time. Price worked the final 1.1 innings for his 20th save of the season. That 20th save ties for second on South Carolina's single-season list. He is also now tied with Rob Mosser (1990-93) for the career record at Carolina with 30 saves.

For the season, Roth now ranks on South Carolina's single-season charts in ERA (2nd, 1.06), starts (T1st, 20), Innings (3rd, 145) and wins (T5th, 14). Roth's 14 wins ties for the national lead with his ERA second nationally.

As a team, South Carolina finished with a 1.31 ERA in 10 NCAA Tournament games. The Gamecocks' bullpen finished 6-0 with five saves and a 0.53 ERA in 33.2 innings of work in the NCAAs and did not allow an extra base-hit the entire CWS.

South Carolina had six players that made the 2011 NCAA Division I Baseball Men's College World Series All-Tournament Team. Catcher Robert Beary, first baseman Christian Walker, second baseman Scott Wingo, shortstop Peter Mooney, designated hitter Brady Thomas and pitchers Michael Roth and Matt Price.

CAROLINA GAMECOCKS

STAFF

PLAYER PROFILES

OPPONENTS

SEASON IN REVIEW

HISTORY & RECORDS



Wingo was named Most Outstanding Player as well. Wingo hit .333 over five games in the series with four RBI including three in the finals and also made several stellar defensive plays throughout the CWS. He has now been hit by 63 pitches in his career, extending school record. Wingo finished his career having appeared in 254 games, one shy of the school record (255 Michael Campbell (2003-06).

South Carolina 11, Stetson 5  
June 4, 2011

Stetson	AB	R	H	RBI	BB	SO
Simpson, lf	5	0	2	1	0	1
Crews, 2b	5	0	2	0	0	2
Carhart, 3b	4	0	1	0	0	0
Lashley, 3b	1	0	0	0	0	1
Rickles, c	3	0	0	0	0	0
Carlton, c	1	0	0	0	0	1
Jones, ss	4	0	0	0	0	1
Theisen, cf	3	1	0	0	1	0
Blackman, 1b	3	2	1	1	0	1
Emory, dh	3	1	2	0	1	0
Brennan, rf	4	1	2	3	0	0
<b>Totals</b>	<b>36</b>	<b>5</b>	<b>10</b>	<b>5</b>	<b>2</b>	<b>7</b>

S. Carolina	AB	R	H	RBI	BB	SO
Marzilli, cf	5	2	2	0	0	0
Wingo, 2b	3	1	2	0	0	1
Walker, 1b	4	1	2	1	0	1
Thomas, dh	4	1	0	0	1	1
Morales, 3b	4	2	1	0	1	0
Williams, rf	3	1	1	2	1	0
Mooney, ss	2	1	1	2	1	0
Beary, c	3	1	2	4	0	0
Neff, lf	4	1	1	1	0	2
<b>Totals</b>	<b>32</b>	<b>11</b>	<b>12</b>	<b>10</b>	<b>4</b>	<b>5</b>

STET	010	000	301	5	10	0
SC	006	410	00X	11	12	0

DP - STET 3; SC 1. LOB - STET 7; SC 6. 2B - Simpson; Marzilli; Williams; Beary. HR - Blackman; Brennan; Beary; Neff. HBP - Blackman; Wingo 2; Walker; Beary. SF - Mooney. SB - Wingo.

Stetson	IP	H	R	ER	BB	K
Dorsey	2.2	7	6	6	3	2
Griffin	0.1	3	4	4	1	1
Dye	2.0	2	1	1	0	0
O'Neill	3.0	0	0	0	0	2

S. Carolina	IP	H	R	ER	BB	K
Holmes	6.2	7	4	4	1	3
Webb	0.1	0	0	0	0	0
Mata	0.2	2	0	0	0	2
Harper	0.1	0	0	0	0	0
Taylor	1.0	1	1	1	1	2

Win - Holmes. Loss - Dorsey.  
HBP - by Dorsey (Walker); by Dye (Wingo); by O'Neill (Beary); by O'Neill (Wingo); by Taylor (Blackman).  
Time: 2:47. Attendance - 7,335.

South Carolina 2, Georgia Southern 1  
June 3, 2011

G.Southern	AB	R	H	RBI	BB	SO
Payne, cf	4	0	1	0	0	0
Phillips, ss	4	0	0	0	0	1
Roache, rf	3	0	0	0	1	1
Cochrane, 1b	3	0	0	0	0	0
Burruss, dh	3	0	0	0	0	1
Richardson, c	2	0	0	0	0	1
Morgan, 2b	2	0	0	0	1	1
Pugh, 3b	2	1	0	0	0	1
Brown, ph/3b	1	0	0	0	0	1
Williams, lf	3	0	1	0	0	1
<b>Totals</b>	<b>27</b>	<b>1</b>	<b>2</b>	<b>0</b>	<b>2</b>	<b>8</b>

S. Carolina	AB	R	H	RBI	BB	SO
Marzilli, cf	4	0	0	0	0	1
Wingo, 2b	3	1	0	0	0	1
Walker, 1b	3	1	0	0	1	0
Thomas, c	3	0	1	1	0	0
Morales, 3b	3	0	1	1	0	0
Williams, lf	2	0	1	0	1	0
Mooney, ss	2	0	0	0	0	0
Beary, rf	3	0	1	0	0	0
Matthews, dh	3	0	0	0	0	2
<b>Totals</b>	<b>26</b>	<b>2</b>	<b>4</b>	<b>2</b>	<b>2</b>	<b>4</b>

GSU	001	000	000	1	2	1
SC	000	101	00X	2	4	1

E - Moye, Walker. DP - SC 2. LOB - GSU 2; SC 5. HBP - T Richardson; Wingo. SH - Mooney. SF - Thomas. SB - Beary.

G. Southern	IP	H	R	ER	BB	K
Moye	8.0	4	2	1	2	4


S. Carolina	IP	H	R	ER	BB	K
Roth	7.0	2	1	0	2	4
Taylor	0.1	0	0	0	0	1
Price	1.2	0	0	0	0	3

Win - Roth. Loss - Moye. Save - Price  
WP - Roth. HBP - by Moye (Wingo); by Roth (T. Richardson). Time: 2:16. Attendance: 8,091

2011 Roster

3	Adrian Morales	INF
4	Robert Beary	OF/C
5	Patrick Harrington	OF/C
6	Peter Mooney	INF
8	Scott Wingo	INF
9	Steven Neff	LHP/OF
10	Drake Thomason	RHP
11	Will Casey	LHP
13	Christian Walker	1B
14	John Taylor	RHP
15	Nolan Belcher	LHP
17	Jose Mata	RHP
18	Dante Rosenberg	C
19	Jackie Bradley Jr.	OF
20	Jake Watson	INF
22	Matt Price	RHP
25	Adam Westmoreland	LHP
26	Adam Matthews	OF
27	Forrest Koumas	RHP
28	Spencer Jordan	RHP
29	Michael Roth	LHP/1B
30	Erik Payne	INF
31	Evan Marzilli	OF
33	Alex Burrell	LHP
34	Greg Brodzinski	C
35	Logan Munson	LHP
36	Brady Thomas	C
38	Tyler Webb	LHP
39	Patrick Sullivan	RHP
40	Jake Williams	OF
42	DeSean Anderson	OF
44	Colby Holmes	RHP
45	Bryan Harper	LHP

Head Coach: Ray Tanner  
Associate Head Coach: Chad Holbrook  
Assistant Head Coach: Jerry Meyers  
Assistant Coach: Sammy Esposito  
Student Assistant Coach: Brian Buscher



CAROLINA GAMECOCKS

STAFF

PLAYER PROFILES

OPPONENTS

SEASON IN REVIEW

HISTORY & RECORDS

CAROLINA GAMECOCKS

South Carolina 8, Stetson 2  
June 5/6, 2011

S. Carolina	AB	R	H	RBI	BB	SO
Marzilli, cf	4	1	1	2	0	0
Wingo, 2b	4	2	3	0	1	0
Walker, 1b	4	1	3	0	1	0
Thomas, dh	4	0	0	0	0	2
Morales, 3b	2	2	0	0	3	1
Williams, rf	2	0	0	2	0	1
Mooney, ss	3	1	1	1	2	0
Beary, c	5	1	2	1	0	0
Neff, lf	5	0	2	0	0	1
<b>Totals</b>	<b>33</b>	<b>8</b>	<b>12</b>	<b>6</b>	<b>7</b>	<b>5</b>

South Carolina 5, Connecticut 1  
June 11, 2011

Connecticut	AB	R	H	RBI	BB	SO
Mazzilli, 2b	4	0	1	0	0	0
Andreoli, rf	4	0	1	0	0	0
Springer, cf	4	1	1	0	0	1
Nemeth, 1b	4	0	1	0	0	1
Fuller, 3b	3	0	0	0	1	0
Ahmed, ss	4	0	0	0	0	0
Elliot, c	3	0	1	0	1	0
Friel, dh	2	0	0	0	1	0
Martin, ph	1	0	0	0	0	0
Ferriter, lf	4	0	1	0	0	0
<b>Totals</b>	<b>33</b>	<b>1</b>	<b>6</b>	<b>1</b>	<b>3</b>	<b>2</b>

South Carolina 8, Connecticut 2  
June 12, 2011

S. Carolina	AB	R	H	RBI	BB	SO
Marzilli, cf	4	1	0	0	1	2
Wingo, 2b	5	1	2	0	0	2
Walker, 1b	4	2	1	1	1	1
Thomas, dh	3	1	1	1	0	0
Morales, 3b	4	2	2	0	1	0
Williams, rf	3	1	2	2	1	0
Mooney, ss	4	0	2	2	1	0
Beary, c	5	0	2	2	0	0
Neff, lf	5	0	0	0	0	0
<b>Totals</b>	<b>37</b>	<b>8</b>	<b>12</b>	<b>8</b>	<b>5</b>	<b>5</b>

STAFF

Stetson	AB	R	H	RBI	BB	SO
Simpson, lf	3	1	1	0	2	1
Crews, 2b	4	0	1	1	0	0
Carhart, 3b	5	0	1	0	0	0
Rickles, c	3	0	0	1	0	1
Jones, ss	3	0	1	0	1	1
Theisen, cf	2	0	0	0	1	0
Blackman, 1b	4	1	1	0	0	2
Emory, dh	4	0	1	0	0	1
Brennan, rf	2	0	1	0	1	1
<b>Totals</b>	<b>30</b>	<b>2</b>	<b>7</b>	<b>2</b>	<b>5</b>	<b>7</b>

S. Carolina	AB	R	H	RBI	BB	SO
Marzilli, cf	5	1	2	0	0	2
Wingo, 2b	5	1	2	2	0	1
Walker, 1b	3	1	1	1	1	1
Thomas, dh	3	0	1	1	1	0
Morales, 3b	4	0	1	0	0	0
Williams, rf	2	1	0	0	2	1
Mooney, ss	3	0	1	0	1	1
Beary, c	4	0	0	0	0	1
Neff, lf	4	1	2	0	0	2
<b>Totals</b>	<b>33</b>	<b>5</b>	<b>10</b>	<b>4</b>	<b>5</b>	<b>9</b>

Connecticut	AB	R	H	RBI	BB	SO
Mazzilli, 2b	5	0	0	0	0	1
Andreoli, rf	4	0	1	0	0	0
Springer, cf	4	0	0	0	0	1
Nemeth, 1b	4	0	1	0	0	1
Fuller, 3b	4	0	1	0	0	2
Ahmed, ss	3	1	1	0	1	0
Elliot, c	4	1	2	0	0	0
Martin, dh	3	0	2	1	1	0
Ferriter, lf	4	0	2	1	0	2
<b>Totals</b>	<b>35</b>	<b>10</b>	<b>13</b>	<b>8</b>	<b>6</b>	<b>6</b>

PLAYER PROFILES

SC	101	110	004	8	12	1
STET	100	000	100	2	7	1

UCONN	100	000	000	1	6	2
SC	001	130	00X	5	10	3

SC	000	101	015	8	12	1
UCONN	020	000	000	2	10	2

E - Morales; Theisen. DP - SC 2; STET 1. LOB - SC 10; STET 10. 2B - Neff. 3B - Beary. HR - Marzilli. HBP - Theisen. SH - Thomas; Williams; Crews; Brennan. SF - Marzilli; Williams 2; Rickles. CS - Jones.

E - Springer; Ferriter; Marzilli; Morales; Mooney. DP - SC 2; LOB - UCONN 8; SC 9. 2B - Marzilli; Neff. SB - Marzilli; Morales. CS - Williams

E - Wingo; Mazzilli; Fischer. DP - SC 3. LOB - SC 10; UCONN 8. 2B - Thomas; Morales; Williams; Mooney; Beary. HR - Walker. HBP - Thomas; Williams. SF - Thomas

OPPONENTS

S. Carolina	IP	H	R	ER	BB	K
Koumas	4.0	3	1	1	2	3
Webb	0.2	0	0	0	1	2
Taylor	1.2	2	1	1	2	0
Price	2.2	2	0	0	0	2

Connecticut	IP	H	R	ER	BB	K
Barnes	4.1	8	5	5	2	6
Feehan	2.2	1	0	0	3	2
Glynn	1.0	1	0	0	0	1

S. Carolina	IP	H	R	ER	BB	K
Holmes	4.1	5	2	2	0	2
Mata	1.0	0	0	0	0	0
Webb	0.0	1	0	0	0	0
Taylor	1.2	2	0	0	1	1
Price	2.0	2	0	0	1	4

Stetson	IP	H	R	ER	BB	K
Perez	4.1	8	4	4	3	1
Dye	0.1	0	0	0	1	0
Boyd	3.1	3	2	2	2	3
Griffin	0.1	0	1	0	1	1
Powell	0.1	1	1	0	0	0
Dorsey	0.1	0	0	0	0	0

S. Carolina	IP	H	R	ER	BB	K
Roth	8.1	6	1	0	3	2
Taylor	0.2	0	0	0	0	0

Win - Roth. Loss - Barnes.  
WP - Barnes 2. PB - Elliot. Time: 2:45. Attendance: 8,242.

Connecticut	IP	H	R	ER	BB	K
Nappo	7.1	10	3	3	1	5
Fischer	0.2	1	3	3	3	0
Vance	1.0	1	2	2	1	0

Win - Taylor. Loss - Nappo. Save - Price.  
WP - Taylor. HBP - by Nappo (Thomas); by Vance (Williams). PB - Beary. Time: 2:46. Attendance: 8,242.

SEASON IN REVIEW

Win - Taylor. Loss - Perez. Save - Price  
HBP - by Price (Theisen). Time: 3:18. Attendance: 6,718



HISTORY & RECORDS



CAROLINA GAMECOCKS  
STAFF  
PLAYER PROFILES  
OPPONENTS  
SEASON IN REVIEW  
HISTORY & RECORDS

South Carolina 5, Texas A&M 4  
June 19, 2011

Texas A&M	AB	R	H	RBI	BB	SO
Naquin, rf	4	1	0	0	0	1
Bratsen, cf	3	0	1	0	0	2
Juengel, dh	1	1	0	0	3	0
House, 1b	4	1	1	1	0	0
Smith, 3b	4	0	0	0	0	3
Curl, 2b	0	0	0	0	0	0
Gonzalez, c	2	1	0	0	2	1
Wood, lf	3	0	1	3	0	1
Jackson, ss	4	0	1	0	0	1
Collazo, 2b/3b	4	0	0	0	0	1
<b>Totals</b>	<b>29</b>	<b>4</b>	<b>4</b>	<b>4</b>	<b>5</b>	<b>10</b>

S. Carolina	AB	R	H	RBI	BB	SO
Marzilli, rf	3	1	1	0	2	0
Wingo, 2b	4	1	4	1	0	0
Walker, 1b	4	1	1	0	0	0
Thomas, dh	4	0	0	0	0	3
Morales, 3b	4	1	0	1	0	0
Williams, lf	4	0	0	0	0	1
Mooney, ss	4	0	1	1	0	1
Beary, c	4	1	2	0	0	0
Bradley Jr., cf	4	0	1	0	0	1
<b>Totals</b>	<b>35</b>	<b>5</b>	<b>10</b>	<b>3</b>	<b>2</b>	<b>6</b>

TAM	400	000	000	4	4	1
SC	400	000	001	5	10	1

E - Collazo; Walker. DP - SC 1. LOB - TAM 5; SC 9.  
2B - Wingo; Beary. 3B - Wood. HBP - Wingo. SH -  
Bratsen; Wood. SB - Juengel; House.

Texas A&M	IP	H	R	ER	BB	K
Stripling	8.0	7	4	2	1	6
Martin	0.0	1	1	1	0	0
Fleece	0.0	2	0	0	1	0

S. Carolina	IP	H	R	ER	BB	K
Roth	7.1	4	4	0	5	8
Taylor	1.0	0	0	0	0	1
Price	0.2	0	0	0	0	1

Win - Price. Loss - Martin.  
WP - Stripling 2. HBP - by Stripling (Wingo). BK -  
Stripling.  
Time: 2:42. Attendance: 23,395



South Carolina 7, Virginia 1  
June 21, 2011

S. Carolina	AB	R	H	RBI	BB	SO
Marzilli, rf	5	1	1	1	0	1
Wingo, 2b	3	0	0	0	0	0
Walker, 1b	5	1	2	2	0	0
Bradley Jr., cf	5	1	2	1	0	1
Morales, 3b	5	2	3	1	0	1
Thomas, dh	4	0	3	1	0	1
Matthews, ph	1	0	0	0	0	1
Mooney, ss	4	0	1	1	0	1
Beary, c	4	1	0	0	1	0
Williams, lf	3	1	1	0	1	1
<b>Totals</b>	<b>39</b>	<b>7</b>	<b>13</b>	<b>7</b>	<b>2</b>	<b>7</b>

Virginia	AB	R	H	RBI	BB	SO
Taylor, ss	4	0	2	0	0	1
Barr, lf	3	0	0	0	0	0
Hicks, c	4	1	1	1	0	0
Proscia, 3b	4	0	0	0	0	2
Hultzen, dh	4	0	1	0	0	0
Swab, cf	3	0	0	0	1	0
Coleman, rf	3	0	1	0	0	1
King, 1b	3	0	0	0	0	2
Werman, 2b	1	0	0	0	1	1
Gragnani, ph/2b1	0	0	0	0	0	0
<b>Totals</b>	<b>30</b>	<b>1</b>	<b>5</b>	<b>1</b>	<b>2</b>	<b>7</b>

SC	301	200	010	7	13	0
VA	000	100	000	1	5	3

E - Proscia; King. DP - SC 2. LOB - SC 11; VA 5. 2B -  
Marzilli; Walker; Bradley Jr.; Thomas; Hultzen. 3B -  
Williams. HR - Hicks. HBP - Wingo; Barr. SH -  
Wingo; Mooney; Williams. SB - Bradley Jr.

S. Carolina	IP	H	R	ER	BB	K
Holmes	4.1	4	1	1	1	7
Taylor	4.1	1	0	0	1	0
Price	0.1	0	0	0	0	0

Virginia	IP	H	R	ER	BB	K
Roberts	3.1	8	6	3	1	2
Winiarski	1.2	2	0	0	0	1
Crockett	2.0	1	0	0	0	2
Thompson	1.1	2	1	1	1	2
Silverstein	0.1	0	0	0	0	0
Mayberry	0.1	0	0	0	0	0

Win - Taylor. Loss - Roberts.  
HBP - by Holmes (Barr); by Thompson (Wingo). PB -  
Hicks. Time: 3:10. Attendance: 22,027



South Carolina 3, Virginia 2  
June 24, 2011

Virginia	AB	R	H	RBI	BB	SO
Taylor, ss	7	1	0	0	0	1
Barr, lf	6	0	3	0	0	0
Hicks, c	5	0	1	0	1	0
Proscia, 3b	4	1	0	0	1	1
King, 1b	4	0	1	0	2	2
Swab, cf	3	0	2	0	1	0
Shifflett, pr/cf	0	0	0	0	0	0
Gragnani, ph	1	0	0	0	0	1
Halley, cf	1	0	0	0	0	0
Coleman, rf	4	0	1	0	1	2
Harrington, dh	6	0	2	0	0	1
Werman, 2b	4	0	1	0	1	0
<b>Totals</b>	<b>45</b>	<b>2</b>	<b>11</b>	<b>0</b>	<b>7</b>	<b>8</b>

S. Carolina	AB	R	H	RBI	BB	SO
Marzilli, rf	5	0	1	0	0	4
Wingo, 2b	3	0	0	0	1	2
Walker, 1b	5	1	1	0	1	1
Bradley Jr., cf	5	1	1	0	1	3
Morales, 3b	5	0	0	0	0	2
Thomas, dh	6	0	2	2	0	3
Matthews, pr	0	1	0	0	0	0
Mooney, ss	5	0	2	0	1	0
Beary, c	5	0	1	0	0	3
Williams, lf	4	0	1	0	0	0
<b>Totals</b>	<b>43</b>	<b>3</b>	<b>9</b>	<b>2</b>	<b>4</b>	<b>18</b>


VA	010	000	010	000	0	2	11	2
SC	000	200	000	000	1	3	9	2

E - Winiarski 2; Morales; Mooney. DP - VA 1; SC 4.  
LOB - VA 15; SC 14. 2B - Walker; Thomas; Beary.  
HBP - Coleman; Wingo 2; Morales. SH - Barr; Proscia;  
Werman; Marzilli; Beary; Williams. SB - Barr.

Virginia	IP	H	R	ER	BB	K
Hultzen	3.0	1	0	0	0	8
Crockett	4.0	4	2	2	0	3
Kline	5.0	3	0	0	4	7
Winiarski	0.0	1	1	0	0	0

S. Carolina	IP	H	R	ER	BB	K
Roth	7.0	4	1	1	2	3
Taylor	0.1	0	1	0	0	0
Price	5.2	7	0	0	5	5

Win - Price. Loss - Winiarski.  
WP - Roth. HBP - by Roth (Coleman); by Crockett  
(Morales); by Kline (Wingo); by Kline (Wingo).  
Time: 4:25. Attendance: 25,882



CAROLINA GAMECOCKS



STAFF

PLAYER PROFILES



OPPONENTS

SEASON IN REVIEW



HISTORY & RECORDS

**South Carolina 2, Florida 1**  
**June 27, 2011**

S. Carolina	AB	R	H	RBI	BB	SO
Wingo, 2b	5	0	1	1	0	2
Bradley Jr., cf	5	0	0	0	0	2
Walker, 1b	5	1	2	0	0	1
Thomas, dh	4	0	1	0	0	0
Mathews, pr/dh0	0	0	0	0	1	0
Morales, 3b	5	0	1	0	0	0
Williams, lf	5	0	1	0	0	1
Mooney, ss	3	1	0	0	1	1
Beary, c	3	0	1	0	0	1
Marzilli, rf	4	0	0	0	0	2
<b>Totals</b>	<b>39</b>	<b>2</b>	<b>7</b>	<b>1</b>	<b>2</b>	<b>10</b>

Florida	AB	R	H	RBI	BB	SO
Fontana, ss	4	0	0	0	0	0
Smith, cf	4	0	2	0	1	1
Tucker, 1b	4	0	1	0	1	0
Zunino, c	4	0	1	0	1	1
Johnson, dh	5	0	3	0	0	0
Wilson, pr	0	0	0	0	0	0
Adams, 2b	2	0	0	0	1	1
Thompson, lf	3	1	0	0	2	1
Pigott, rf	5	0	0	0	0	0
Dent, 3b	3	0	1	1	0	1
<b>Totals</b>	<b>34</b>	<b>1</b>	<b>8</b>	<b>1</b>	<b>6</b>	<b>5</b>

SC 000 000 010 01 2 7 1  
UF 001 000 000 00 1 8 3

E - Wingo; Smith; Zunino; Dent. DP - SC 1; UF 1.  
LOB - SC 7; UF 10. 2B - Walker. SH - Beary; Fontana;  
Adams 2. SF - Dent. SB - Walker. CS - Smith

S. Carolina	IP	H	R	ER	BB	K
Koumas	5.2	3	1	1	1	4
Webb	2.1	1	0	0	2	0
Taylor	2.0	3	0	0	3	0
Price	1.0	1	0	0	0	1

Florida	IP	H	R	ER	BB	K
Randall	7.2	3	1	1	1	6
Rodriguez	0.2	1	0	0	0	2
Maddox	1.0	2	0	0	0	0
Maronde	1.0	1	1	1	0	1
Larson	0.2	0	0	0	1	1

Win - Taylor. Loss - Maronde. Save - Price  
WP - Koumas  
Time: 3:35. Attendance: 25,851



**South Carolina 5, Florida 2**  
**June 28, 2011**

Florida	AB	R	H	RBI	BB	SO
Smith, cf	4	0	1	0	0	1
Fontana, ss	2	0	0	0	0	0
Zunino, c	3	2	3	1	1	0
Tucker, rf	4	0	0	0	0	1
Adams, 2b	4	0	1	1	0	0
Pigott, lf	3	0	0	0	0	0
Thompson, ph/lf1	0	0	0	0	0	1
Johnson, dh/p	2	0	0	0	1	1
Ramjit, 1b	3	0	1	0	0	2
Moyer, ph	1	0	0	0	0	0
Dent, 3b	3	0	0	0	0	1
McMahan	1	0	0	0	0	0
<b>Totals</b>	<b>31</b>	<b>2</b>	<b>6</b>	<b>2</b>	<b>2</b>	<b>7</b>

S. Carolina	AB	R	H	RBI	BB	SO
Wingo, 2b	3	0	1	2	0	0
Bradley Jr., cf	4	1	0	0	1	3
Walker, 1b	4	0	2	0	1	0
Thomas, dh	4	0	2	1	0	2
Mathews, ph	1	0	0	0	0	0
Morales, 3b	3	0	1	0	0	0
Williams, lf	3	0	0	0	0	3
Mooney, ss	3	2	2	1	0	0
Beary, c	3	1	1	0	0	0
Marzilli, rf	2	1	1	0	1	0
<b>Totals</b>	<b>30</b>	<b>5</b>	<b>10</b>	<b>4</b>	<b>3</b>	<b>8</b>

UF 000 100 010 2 6 1  
SC 003 001 01X 5 10 0

E - Fontana. DP - UF; SC 1. LOB - UF 7; SC 11. 2B - Zunino; Morales; Mooney; Marzilli. HR - Zunino; Mooney. HBP - Fontana; Johnson; Wingo; Morales; Williams. SH - Fontana; Mooney; Beary; Marzilli. SF - Wingo.

Florida	IP	H	R	ER	BB	K
Whitson	4.2	4	3	1	2	4
Toledo	0.2	1	1	1	0	1
Johnson	1.0	3	0	0	0	2
DeSclafani	0.1	0	0	0	0	1
Rodriguez	1.0	2	1	1	1	0
Larson	0.1	0	0	0	0	0

S. Carolina	IP	H	R	ER	BB	K
Roth	7.2	5	2	2	2	6
Taylor	0.0	1	0	0	0	0
Price	1.1	0	0	0	0	1

Win - Roth. Loss - Whitson. Save - Price  
WP - Rodriguez. HBP - by Whitson (Wingo); by Whitson (Williams); by Roth (Johnson); by Whitson (Morales) by Roth (Fontana).  
Time: 3:21. Attendance: 26,721



Overall Batting & Fielding

Overall Record: 55-14; Home: 36-4; Away: 12-8; Neutral: 7-2

(More than 120 plate appearances)

	AVG	GP-S	AB	R	H	2B	3B	HR	RBI	TB	SLG	BB	HBP	SO	OB%	SF	SH	SB-ATT	PO	A	E	FLD
Christian Walker	.358	69-69	271	64	97	21	1	10	62	150	.554	36	6	30	.438	4	0	4-7	629	25	9	.986
Scott Wingo	.338	69-68	240	47	81	8	1	4	31	103	.429	44	17	36	.467	3	10	7-8	137	245	11	.972
Brady Thomas	.316	63-60	231	32	73	10	3	4	43	101	.437	23	2	46	.375	5	4	1-1	320	22	5	.986
Evan Marzilli	.291	65-59	220	39	64	14	2	3	31	91	.414	25	6	63	.375	2	10	6-7	115	6	3	.976
Robert Beary	.289	65-60	211	31	61	14	1	3	35	86	.408	12	10	26	.352	3	7	4-4	266	22	2	.993
Adrian Morales	.281	68-68	249	44	70	16	0	3	40	95	.382	30	12	35	.378	5	4	7-11	38	129	11	.938
Peter Mooney	.280	69-69	254	45	71	15	1	4	37	100	.394	44	5	31	.390	5	14	3-6	97	188	14	.953
Jake Williams	.268	62-58	209	29	56	10	6	2	38	84	.402	21	11	29	.361	3	7	1-4	79	1	0	1.000
Jackie Bradley Jr.	.247	42-42	162	32	40	10	1	6	27	70	.432	22	4	38	.346	3	1	2-3	86	2	2	.978

(Fewer than 120 plate appearances)

Jake Watson	.500	10-1	4	1	2	1	0	0	3	3	.750	1	0	1	.600	0	0	1-1	1	1	0	1.000
Dante Rosenberg	.500	2-1	2	0	1	0	0	0	1	1	.500	0	0	0	.500	0	0	0-0	6	1	0	1.000
Greg Brodzinski	.333	10-2	12	3	4	0	0	0	2	4	.333	0	2	1	.429	0	0	0-0	6	0	0	1.000
Adam Matthews	.264	34-29	110	26	29	4	2	2	14	43	.391	16	2	22	.367	0	7	4-6	31	1	2	.941
Steven Neff	.254	23-18	71	11	18	7	0	5	7	40	.563	2	1	20	.284	0	1	0-0	16	6	2	.917
Erik Payne	.250	9-2	8	2	2	1	0	0	0	3	.375	0	0	2	.250	0	0	0-0	0	1	0	1.000
Michael Roth	.200	11-3	15	3	3	1	0	0	4	4	.267	4	0	5	.368	0	0	0-0	8	35	2	.956
DeSean Anderson	.191	21-13	47	10	9	4	0	0	5	13	.277	6	1	14	.291	1	4	1-1	8	0	0	1.000
Patrick Harrington	.000	3-1	3	0	0	0	0	0	0	0	.000	2	0	2	.400	0	0	0-0	0	0	0	.000
Matt Price	.000	1-0	1	0	0	0	0	0	0	0	.000	0	0	1	.000	0	0	0-0	2	7	0	1.000
<i>Totals</i>	<i>.294</i>	<i>69</i>	<i>2320</i>	<i>419</i>	<i>681</i>	<i>136</i>	<i>18</i>	<i>46</i>	<i>380</i>	<i>991</i>	<i>.427</i>	<i>288</i>	<i>79</i>	<i>402</i>	<i>.385</i>	<i>34</i>	<i>69</i>	<i>41-59</i>	<i>1859</i>	<i>747</i>	<i>69</i>	<i>.974</i>
<i>Opponents</i>	<i>.227</i>	<i>70</i>	<i>2250</i>	<i>212</i>	<i>511</i>	<i>70</i>	<i>4</i>	<i>28</i>	<i>192</i>	<i>673</i>	<i>.299</i>	<i>228</i>	<i>71</i>	<i>536</i>	<i>.316</i>	<i>12</i>	<i>53</i>	<i>38-54</i>	<i>1771</i>	<i>637</i>	<i>72</i>	<i>.971</i>

Pitching

	ERA	W-L	APP	GS	CG	SHO/CB	SV	IP	H	R	ER	BB	SO	2B	3B	HR	BK	B/AVG.	WP	HBP
Michael Roth (L)	1.06	14-3	21	20	1	0/1	0	145.0	108	36	17	41	112	16	2	3	0	.208	9	12
John Taylor (R)	1.14	8-1	50	0	0	0/2	0	71.1	45	12	9	28	63	7	0	0	2	.185	2	9
Matt Price (R)	1.83	7-3	36	0	0	0/2	20	59.0	44	12	12	20	75	5	1	1	0	.213	2	7
Forrest Koumas (R)	2.96	6-1	19	12	0	0/1	0	73.0	59	28	24	29	63	7	1	3	2	.230	2	14
Colby Holmes (R)	3.69	7-3	18	13	0	0/1	0	85.1	76	38	35	21	77	12	0	13	1	.232	4	6

(Fewer Than 58 Innings)

Alex Burrell (L)	0.00	0-0	2	0	0	0/0	0	0.1	1	0	0	0	0	1	0	0	0	.333	0	1
Patrick Sullivan (R)	1.35	2-0	10	2	0	0/0	1	20.0	14	5	3	9	21	2	0	1	0	.203	1	0
Jose Mata (R)	1.76	3-0	23	0	0	0/1	1	30.2	30	7	6	13	16	4	0	0	0	.263	0	6
Steven Neff (L)	2.45	3-1	12	7	0	0/0	0	36.2	29	11	10	10	29	3	0	0	1	.228	3	6
Tyler Webb (L)	3.00	3-1	22	5	0	0/1	0	36.0	34	19	12	17	28	8	0	1	1	.248	2	3
Bryan Harper (L)	5.40	1-0	22	1	0	0/1	1	18.1	17	12	11	17	18	1	0	0	0	.250	5	0
Adam Westmoreland (L)	5.77	1-1	11	9	0	0/1	0	34.1	41	23	22	18	26	3	0	5	1	.299	2	3
Will Casey (L)	6.75	0-0	3	0	0	0/0	0	2.2	1	2	2	3	3	0	0	1	0	.111	0	0
Logan Munson (L)	7.71	0-0	11	0	0	0/1	0	7.0	12	7	6	2	5	1	0	0	0	.364	1	4
<i>Totals</i>	<i>2.45</i>	<i>55-14</i>	<i>69</i>	<i>69</i>	<i>1</i>	<i>4/4</i>	<i>23</i>	<i>619.2</i>	<i>511</i>	<i>212</i>	<i>169</i>	<i>228</i>	<i>536</i>	<i>70</i>	<i>4</i>	<i>28</i>	<i>71</i>	<i>.227</i>	<i>33</i>	<i>71</i>
<i>Opponents</i>	<i>5.55</i>	<i>14-55</i>	<i>69</i>	<i>69</i>	<i>5</i>	<i>1/1</i>	<i>8</i>	<i>590.1</i>	<i>681</i>	<i>419</i>	<i>364</i>	<i>288</i>	<i>402</i>	<i>136</i>	<i>18</i>	<i>46</i>	<i>8</i>	<i>.294</i>	<i>46</i>	<i>79</i>

Cumulative Scoring By Innings

	1	2	3	4	5	6	7	8	9	EX	TOTAL
South Carolina	51	55	42	46	55	58	47	44	18	3	419
Opponents	32	29	25	15	14	24	22	32	19	0	212

CAROLINA GAMECOCKS

STAFF

PLAYER PROFILES

OPPONENTS

SEASON IN REVIEW

HISTORY & RECORDS

CAROLINA GAMECOCKS

STAFF

PLAYER PROFILES

OPPONENTS

SEASON IN REVIEW

HISTORY & RECORDS

The foundation for South Carolina's first trip to the College World Series in 1975 was laid a year earlier when the Gamecocks earned their first invitation to the NCAA Tournament and narrowly missed a trip to Omaha.

It could be argued that the first bricks of that foundation were actually laid in 1970 when former New York Yankee second baseman Bobby Richardson was hired by athletics director Paul Dietzel with a mandate to put Gamecock baseball on the map.

Richardson was South Carolina's first full time baseball coach.

Previously the diamond program was headed by part timers, usually an assistant football coach or physical education professor, or -- in the tenure of Bob Reising (1964-65) -- a professor of English literature.

The Gamecocks had never played an expanded schedule, 34 games in 1969 under football assistant Jack Powers being the most. That team finished with a 12-21-1 record the year before Richardson came on board. The 21-8 mark accomplished under Powers in 1967 represented the record for wins in a season.

To say baseball was a .500 program at best was borne out by statistics.

Over 67 seasons, the Gamecocks had finished with 34 winning records against 33 losing seasons and 10 break even years.

1975 Roster

1	David Small	INF
3	Mark Van Bever	2B
4	Tom Luckstone	RHP
5	Robbie Parrish	C
6	Donnie Branham	C
7	Jim Pankovits	3B
8	Jeff Grantz	SS/2B
9	Garry Hancock	OF
11	Chuck McLean	OF/RHP
12	Hank Small	1B/OF
13	Earl Bass	RHP/1B
14	Steve King	OF
15	Steve Cook	OF
16	Greg Ward	RHP
17	John Hinkel	C/1B
18	Greg Keatley	C
19	Don Repsher	OF
20	Scott Thomas	LHP
22	Ed Lynch	RHP
23	Mike Cromer	LHP
24	Tim Lewis	LHP
25	Jim Fleming	INF
26	Ray Lavigne	RHP
27	Jamie Chakales	RHP
	Bill Kimrey	RHP
	Andy LeHeup	OF

Head Coach: Bobby Richardson  
Asst. Coach: Johnny Hunton

Richardson started slowly, having never coached or managed a team before. However his illustrious 12-year career with the Yankees, which included seven World Series appearances and a Most Valuable Player in the fall classic of 1960, had prepared him well. His first record of 14-20 would be South Carolina's last losing record over the next 30 years.

After an 18-12 finish in 1971, Richardson bumped the schedule up to 41 games in 1972 and finished 25-16. A 26-15-1 record followed in 1973 and the first NCAA bid came along in 1974 when the final record was 48-8. A 2-1 loss to Miami at Starkville, Miss. prevented a trip to Omaha.

The 1975 team featured a four-man pitching rotation of senior right-handers Earl Bass (17-1), Greg Ward (13-4), Raymond Lavigne (8-0) and junior left-hander Tim Lewis (11-0), a starting record of 49-5. The bullpen was used sparingly and contributed two wins and a loss to the final record of 51-6-1.

Bass, runner-up to Arizona State shortstop Jerry Maddox for national player of the year honors, was a first team All-America choice for the second time and senior first baseman Hank Small clubbed 19 home runs with a .390 batting average to also earn All-America honors. Lewis and Lavigne pitched back-to-back no-hit wins as South Carolina lost only four and tied one of 49 regular season games.

That earned a host site for regional play and the Gamecocks swept past The Citadel, Temple and North Carolina State and moved on to Omaha, one of eight teams competing for the national championship.

Bass with relief help from seldom used closer Mike Cromer defeated Seton Hall 3-1 in the first round and Ward downed Eastern Michigan 5-1. Bass came back to defeat Arizona State 6-3 and after three rounds South Carolina was 3-0 and the only undefeated team.

Under a rule change adopted the following year, South Carolina would have earned a bye but under the procedure in force in 1975 there was a drawing and Arizona State won the bye. South Carolina played Texas. Ward had a rare bad game and the Longhorns drubbed the Gamecocks 17-6, leaving three teams in the double elimination field with one loss apiece.

Bass and Ward had each started twice in Omaha while Lewis (11-0) and Lavigne (8-0) had not been used despite their combined record of 19-0

Lewis got his chance, on his mother's birthday, against a well rested Arizona State team and he responded with a 4-1 complete game victory when the Gamecocks rallied from a 1-0 deficit with four runs in the top of the ninth inning against previously undefeated (14-0) Sun Devil ace Greg Cochran.


A scoreless game with two outs in the bottom of the eighth inning, Bob Pate singled and Jerry Maddox

hit a bloop triple that landed a few inches fair in right field to give Arizona State a 1-0 lead.

Second baseman Mark Van Bever doubled to lead off the ninth and shortstop Jeff Grantz bunted the tying run to third. Right fielder Garry Hancock singled to drive in Van Bever. Small singled and Steve King walked to load the bases with one out. A fielder's choice RBI, two Sun Devil errors and a squeeze bunt plated three more runs and South Carolina led 4-1.

Lewis retired the side in the bottom of the ninth and South Carolina, in its first trip ever to the College World Series, met Texas for the national championship. That title eluded the Gamecocks, however, and the Longhorns prevailed 5-1. The only Gamecock run came on a home run by Hank Small.

Bass won his last six decisions in 1974 and first 17 in 1975 to establish a National record of 23 consecutive wins. He finished the season 17-1 and 34-3 for his career. The staff had an earned run average of 2.00 in 503 innings. Pitchers recorded 26 complete games and 13 shutouts.



Team Leaders

Batting Average	Hank Small (.390)
Home Runs	Hank Small (19)
Wins	Earl Bass (17)
Earned Run Average	Earl Bass (1.40)



Two years after their first trip to the College World Series, the Gamecocks found themselves back in Omaha under a different head coach.

Bobby Richardson, who in seven seasons built the South Carolina program into a national power, resigned and June Raines was brought in to continue the success forged by Richardson. For Raines, it was a return to the Gamecock Roost. Following a 10-year career as a catcher in the Cleveland Indians and Washington Senators minor league systems, Raines had served as a student assistant coach under Jack Powers and Richardson while earning bachelor and masters degrees.

Raines inherited a good nucleus from Richardson whose final team, 1976, had compiled a 38-14 record. Richardson's previous two teams were 48-8 in 1974 and 51-6-1 in 1975. He added some outstanding talent in outfielder Mookie Wilson, catcher Johnny Long and right-handed pitcher Randy Martz from the Gamecock football squad to the returnees left by Richardson.

Through his first 20 games, Raines won 68 percent of the time, excellent under most criteria but somewhat

short of Richardson's .828 percentage over his final three seasons. After winning 10 of his first 11 games, Raines saw his team lose five and tie one over the next nine. Arch rival Clemson, on the other hand, was unbeaten after 26 games with the best record in the nation.

South Carolina broke the Tigers' win streak with a 2-1 victory at Clemson behind Martz and the Gamecocks compiled a 30-6 record the remainder of the season for a final mark of 43-12-1. The late season surge included two more wins over Clemson for a sweep of the season series.

South Carolina was awarded its fourth consecutive regional site but quickly fell into the losers' bracket with a 7-6 loss to nationally second ranked South Alabama. Starter Randy Martz left the game with the lead but the bullpen couldn't hold it. Carolina would have to win four consecutive games over the next three days if it was to win the regional.

The uphill trek began with a 4-1 win over East Carolina behind a six-hit complete game by right-hander Jim Lewis. The task ahead required two Sunday victories to force a showdown game on Monday.

Ed Lynch, from the Gamecock basketball team, drew the first assignment and stifled South Alabama. He scattered seven hits in an 11-2 rout. Sophomore right-hander Hal Hutchens caused some anxious moments when he allowed 12 hits and walked four but was tough with runners on base. With ninth inning relief help from Lewis, Hutchens came out with a 5-2 win over Wake Forest. With two days rest, Randy Martz got the call vs. the Demon Deacons. Although he allowed 10 hits, he struck out 12. Johnny Hinkel, Mark Van Bever and Mookie Wilson homered as the Gamecocks won 6-1 to clinch a spot in Omaha.

The opening game of the 1977 College World Series was a classic. With undefeated Randy Martz pitching for South Carolina, and Panamanian right-hander Jaime Cocanower for Baylor, the score was tied 1-1 after nine innings with both starters still on the mound.

Martz retired the first two Baylor batters in the top of the 10th but three successive ground ball singles produced a run and the Bears took a 2-1 lead to the bottom of the 10th inning.

Van Bever lashed a double down the left field line and advanced to third when Wilson grounded out to deep shortstop. That brought up left fielder Chuck McLean who hit a line drive on the first pitch that carried over Baylor center fielder Burl Coker's head.


Raines said later that he would have held McLean at third if he had been the third base coach. However, after nine innings, he had turned third base coaching duties over to assistant Johnny Hunton "to change over the luck" and Hunton waved McLean past third base.

He slid home safely with an inside the park home run and a 3-2 Gamecock victory.

Lewis scattered eight hits and struck out 14 defeating Cal State-Los Angeles 6-2 and Martz came back on short rest to down Southern Illinois Carbondale 5-4 earning Carolina a bye to the championship round as the only undefeated team.

A shoulder injury to power hitting first baseman Johnny Hinkel (15 home runs) left the Gamecocks a little short. Lynch pitched well in a complete game effort but lost 6-2 to Arizona State setting up another meeting with the Sun Devils. Lewis also pitched well but was on the short end of a 2-1 score and for the second time in two tries, South Carolina finished second in the College World Series.

Martz, with a 14-0 record, was named National Player of the Year, first team All-America and first round draft choice of the Chicago Cubs. He pitched four years in the major leagues. Wilson was second team All-America and played 1,403 major league games in 12 seasons with the Mets and Blue Jays. Lynch played eight years with the Mets and Cubs and became general manager of the Cubs. Lewis made it to the big leagues for brief stints with the Mariners, Yankees and Twins.



**Team Leaders**

Batting Average	Mookie Wilson (.357)
Home Runs	Johnny Hinkel (15)
Wins	Randy Martz (14)
Earned Run Average	Randy Martz (1.98)



**1977 Roster**

1	Tom Williams	2B
2	Tom Sotack	RHP
4	Chuck McLean	OF/RHP
5	Robbie Parrish	C
6	Richard Ness	C
7	Johnny Long	C
8	Mookie Wilson	OF/RHP
9	Kevin Karcher	RHP
10	Mark Van Bever	2B/OF
11	Eric Hildebeitel	C/OF
12	David Small	OF
13	Steve King	1B
14	Greg Jonson	SS
15	Mark Kish	RHP/OF
17	Mike Toalson	LHP
18	Hal Hutchens	RHP
19	Don Repsher	OF
20	Scott Thomas	LHP
21	Randy Martz	RHP
22	Johnny Hinkel	1B/OF
23	Ed Lynch	RHP
24	Bart Murphy	3B
25	Ronnie Crapps	RHP/OF
26	Jim Lewis	RHP
27	Jamie Chakales	RHP
	Bill Allen	RHP
	Jim Curry	LHP
	Paul DeLaVarre	RHP/INF
	Alan Ezagui	SS
	Mike Lebo	C/1B

Head Coach: June Raines  
Asst. Coach: Johnny Hunton

CAROLINA GAMECOCKS

STAFF

PLAYER PROFILES

OPPONENTS

SEASON IN REVIEW

HISTORY & RECORDS

After a three-year absence, South Carolina made its third trip to the College World Series in 1981. The Gamecocks finished second in 1975 and 1977 but didn't make the NCAA field in 1978 and '79. In 1980 they were invited but didn't make it out of the regional.

A 40-13 regular season record earned a host site for the 1981 regional. A win over Temple and two over Memphis State punched Carolina's ticket to Omaha where Oklahoma State was the opening round opponent. The only South Carolina player with World Series experience was fifth year senior third baseman Tommy "Termite" Williams, who was a freshman reserve second baseman on the 1977 squad.

In two previous trips to Omaha, Carolina had won its first three games but faced a different reality in 1981, falling into the loser's bracket. Oklahoma State scored three times in the first inning and twice in the third to lead 5-0. The Gamecocks battled back to tie the score at 5-5 with three runs in the top of the ninth but a three run home run by Stan Baughn won it for the Cowboys 8-5 in the 10th inning.

An elimination game against the Black Bears of Maine was postponed 24 hours by rain, and another rain delay with Carolina trailing 5-2 in the third inning didn't do a lot for confidence as the Gamecocks committed five errors. Don Gordon was charged with seven unearned runs and trailed 7-6 when Joe Kucharski came

in for relief.

The sophomore handcuffed Maine on two singles over the final 4.1 innings. Carolina offset bad defense with a 17-hit attack that included two monstrous two-run home runs by Rob Lowery to win 12-7. At that time, Lowery was the sixth player to homer twice in a World Series game but the first in 25 years.

Jim Curl also had a two-run homer and Paul Hollins contributed three hits.

In an effort to shore up the defense before taking on Mississippi State, head coach June Raines moved Tommy Williams from third to second base where Jamey Thaw had committed two of the five errors against Maine. Williams had played second most of his career before moving to third as a senior.

South Carolina jumped out to a 6-0 lead after three innings and held on to edge Mississippi State 6-5 by surviving three serious late inning Bulldog threats. Freshman designated hitter/backup catcher Chris Boyle homered and Lowery hit his third of the series.

Mississippi State cut the lead to 6-5 with three runs in the seventh inning and had the bases loaded when Bobby Kish was summoned from the bullpen with one out and Bruce Castoria at the plate. Earlier, Castoria had tied the NCAA record with his 29th home run for Mississippi State's first two runs.

Kish struck Castoria out on three pitches and then retired Terry Loe on a pop up to Williams to escape further damage. Tony Gage led off the Mississippi State eighth with a triple but Kish retired Brad Winkler on a pop to Curl at first base. Sensing a suicide squeeze, Lowery called for a pitchout and Gage was an easy out to blunt that threat.

Raines said, "I wish I could take credit for calling a pitch out but I can't. Thank goodness my catcher is smart enough to call for a pitchout in that situation."

Mississippi State continued to threaten, putting two men on base with two outs in the ninth inning. A wild pitch advanced the tying run to third and the potential winning run to second with slugger Castoria coming up.

Raines signaled for an intentional walk but Kish demurred. He contended he could strike the Bulldog slugger out again. After a conference on the mound, the head coach prevailed and the bases were loaded. Terry Lee hit a ground ball to shortstop Rod Carraway, who flipped to second baseman Williams to force Castoria and end the game.

Left-hander Bret Baynham, South Carolina's starting pitcher, was the winner to improve his record to 10-1. Kish earned his seventh save.

Luck and pitching depth ran out and Carolina lost a slugfest, 10-7, to Arizona State, to finish fourth in the 1981 College World Series. Carolina gave up four runs in the first inning and never caught up. The Gamecocks

had 11 hits, three of them by Curl, who hit his 17th home run.

For the first time, South Carolina had two .400 hitters. Lowery batted .404 and Pual Hollins an even .400. Curl hit .347 with 75 runs batted in. Left fielder Joe McCarthy hit only .266 but stole 51 bases and walked 71 times. Hollins had 14 home runs, Lowery 13 and Boyle had 10. Dennis Lubert had a 12-2 record, Don Gordon 8-3 and Kucharski 6-1 along with 10-1 by Baynham.


The final record was 46-15. The team batting average was .316 with 83 home runs. Lubert pitched 10 complete games, Gordon eight, Baynham three and Kucharski two.

Arizona State defeated Oklahoma State in the championship game to win its fifth College World Series championship.

1981 Roster

1	Tom Williams	2B
2	Robby Vollmer	OF
4	Joey Wilson	1B/OF
5	Jamey Thaw	2B
6	Art Finley	SS
7	Neil Fox	C
8	Rocky Lewis	1B/OF
9	Bret Baynham	LHP
10	John Simmons	C
11	Rod Carraway	3B
12	Martin Small	LHP
13	Jim Curl	1B
14	John Sullivan	SS
15	Bobby Kish	RHP
17	Ross Bledsoe	RHP
18	Don Gordon	RHP
19	Paul Hollins	OF
20	Steve Kraly	2B
21	Ricky Lee	OF
22	Joe McCarthy	OF
23	Rob Lowery	C
24	Jeb Babel	LHP
25	Chris Boyle	C
26	Dennis Lubert	LHP
27	Harvey Heise	3B/OF
28	Joe Kucharski	RHP
29	Mark Calvert	RHP
30	Eddie Leopard	RHP

Head Coach: June Raines  
Asst. Coach: Johnny Hunton



Team Leaders

Batting Average	Rob Lowery (.404)
Home Runs	Jim Curl (17)
Wins	Dennis Lubert (12)
Earned Run Average	Don Gordon (2.85)





The 24 players who earned letters on the 1982 South Carolina baseball squad were a near equal split of 11 veterans from the 1981 roster that advanced to fourth place in the College World Series and 13 newcomers, nine freshmen and four junior college recruits.

The pitching rotation, however, was all veteran consisting of senior left-hander Dennis Lubert, senior Don Gordon, junior Joe Kucharski and sophomore Mark Calvert. Closer Jeb Babel, with perhaps the best pick-off move any Gamecock ever, was also back. Pitching depth was enhanced by the addition of freshman right-hander Larry Price and junior college left-hander Mike Werner.

Chris Boyle, primarily a designated hitter as a freshman, took over the catching role backed up by Neil Fox, a sophomore who also saw action at DH. Four freshmen figured prominently in the lineup, outfielders

Scott Mackie, and Phillip Wilson, shortstop Kent Anderson and first baseman Greg Morhardt. Wilson was the brother of former Gamecock star Mookie Wilson, who had a 12-year major league career.

Offensive power was down considerably from the previous year. Junior college newcomer Larry Hernandez was the batting champion with a .347 average while the 1981 Gamecocks boasted two .400 hitters in catcher Rob Lowery and outfielder Paul Hollins. Boyle led the 1982 team in home runs with 12 and runs batted in with 59. Hernandez had 10 homers, Anderson eight, Wilson five.

The year before, Jim Curl had 17 homers and 75 RBI. Three others had double digit homers, including freshman Boyle with 10.

The pitching staff earned run average of 3.28, however, was considerably better than the year before and the final won-loss record was about the same, 45-13 in 1982 compared to 46-15 in 1981.

The 1982 squad hosted a six-team regional and swept through four wins to send Carolina to Omaha for the fourth time but the first time the Gamecocks had qualified in back to back seasons. Others in the regional field included West Virginia, making its first trip to the playoffs since 1967, The Citadel, Old Dominion, North Carolina and East Carolina.


Kucharski opened the regional by shutting out West Virginia 7-0 with ninth inning help from closer Babel. Boyle and Fox each had two hits and Boyle homered. The losing Mountaineers turned a triple play.

Carolina led 6-2 over The Citadel after three and a half innings the next day when rain suspended action overnight. Gordon, who had started, returned to the mound and worked into the eighth inning before giving way to Babel. The Gamecocks held on for a 6-4 win. Morhardt had four hits and five foot six inch senior outfielder Robby Vollmer homered.

In a rematch with The Citadel, the Gamecocks won 11-2 behind Lubert. Vollmer had four hits, third baseman John Sullivan had a pair of doubles and Wilson homered.

West Virginia held Carolina to four hits the second time around but the Gamecocks prevailed 5-2 behind a brilliant mound effort by Calvert, who scattered four hits through seven innings before turning the mound over to Babel. Sullivan figured in both Gamecock runs, driving in one with a single and scoring the other on a wild pitch. Jamey Thaw had two hits to account for half the Carolina total.

The 45-11 record entering the World Series would have been even more sensational if the Gamecocks hadn't played Miami (Fla.) eight times. Carolina lost four in a row at Coral Gables and three of four in Columbia. It was small consolation that Miami would end the season as College World Series champions.



**Team Leaders**

Batting Average	Larry Hernandez (.344)
Home Runs	Chris Boyle (12)
Wins	Joe Kucharski (11)
Earned Run Average	Mark Calvert (2.78)



Pitching, which had fashioned eight shutouts during the regular season fell apart in Omaha, giving up 25 runs in two games. For the first time in four trips, Carolina left Omaha without a win.

Stanford blasted the Gamecocks 15-4 with an 11-run sixth inning. Oklahoma State led 8-0 after three innings. Carolina rallied with a seven-run fifth on a grand slam by Sullivan and a two-run homer by Morhardt but the Gamecocks were eliminated from Omaha 10-8.

Kucharski pitched 112 innings with an 11-3 record and was a first team selection to the coaches All-America team. He was the first round draft selection of the Baltimore Orioles. Lubert was 8-3 as a senior and finished with a 31-9 career record. Gordon's 1982 record was 10-3. He made it to the majors, pitching in 78 games with the Toronto Blue Jays and Cleveland Indians, 1986-88.

The other member of the 1982 team to advance to the majors was shortstop Kent Anderson. A freshman in '82, he played two more years at Carolina and in 1989 and '90 saw action in 135 games with the California Angels.

Calvert's record was 8-1 and his 2.78 earned run average in 68 innings led the team. Babel had a 3-0 record and Werner was 3-2. Hernandez, Sullivan, Morhardt, Boyle and Wilson had .300 or better batting averages and Vollmer led stolen bases with 23.

**1982 Roster**

1	Phillip Wilson	OF
2	Robby Vollmer	OF
4	Keith Killian	OF
5	Jamey Thaw	2B
6	Art Finley	SS
7	Neil Fox	C
8	Rocky Lewis	1B/OF
9	Wade Hatcher	INF
10	Derek White	C
11	Larry Price	RHP/INF
12	Larry Hernandez	OF/1B
14	John Sullivan	3B/SS/RHP
15	Jeff Swindell	INF
17	Scott Mackie	OF
18	Don Gordon	RHP
20	Mike Werner	LHP
21	Greg Morhardt	OF/1B
22	Kurt Korinek	OF
23	Kent Anderson	SS
24	Jeb Babel	LHP
25	Chris Boyle	C
26	Dennis Lubert	LHP
27	Harvey Heise	3B
28	Joe Kucharski	RHP
29	Mark Calvert	RHP
30	Eddie Leopard	RHP
	Kevin Burke	1B
	Mark Ridgik	RHP

Head Coach: June Raines  
Asst. Coach: Johnny Hunton

CAROLINA GAMECOCKS

STAFF

PLAYER PROFILES

OPPONENTS

SEASON IN REVIEW

HISTORY & RECORDS

To say 1985 was a record-breaking year for South Carolina would be an understatement. The Gamecocks played more games, hit more home runs, scored more runs, turned more double plays and established many records on the way to a fifth trip to the CWS.

After a two-year absence, South Carolina was back in Omaha for the fifth time in 12 years but the stay was short. A 14-inning 1-0 loss to Arkansas and a 16-11 slugfest defeat at the hands of Oklahoma State eliminated the Gamecocks.

The season record was 47-22. The 47 wins were the third most in school history up to that point. The 1975 CWS second place team won 51 and the 1974 team won 48. A modest nine games was the longest win streak in 1985 but the team never lost more than three in a row.

Perhaps the most impressive record was 144 home runs in 69 games. That surpassed by 61 the 83 homers in 1981. The Gamecocks hit a school-record nine in a 29-3 win over Cincinnati that was called after six innings due to the lopsided score.

First baseman Joe Datin hit 23 home runs, four more than the previous individual record for a season set by Hank Small in 1975. Nineteen different players homered and seven of them hit 10 or more.

Outfielder Keith Killian, who came back from serious injuries in an automobile accident shortly after

graduating from high school, started as a senior and homered 15 times. Outfielder Rob Rinehart and designated hitter/outfielder Charlie Aldrich had 14 each, third baseman Lewis Jenkins 12, shortstop Jeff Barns and outfielder Jeff Morris 10 each.

Two players tied a record with three home runs in a game. Dave Hollins against Cincinnati and Rinehart against Clemson. Only one player, Chris Boyle, in 1983, had homered three times before. There have been a number of three-homer games since.

South Carolina players hit six grand slam home runs in 1985. Datin homered with the bases loaded twice. Aldrich, Hollins, Morris and Killian once each. Datin set a school record by driving in 88 runs. Rinehart drove in 60 and Killian 53. Three others logged 40 or more RBI.

Rinehart's 21 doubles bested the previous record by one. Rinehart would have had 22 two baggers but was called out once for not touching second base. The 149 doubles established a team record.

The defense for the most part was overshadowed by the heavy hitting offense but the Gamecocks turned a school record 68 double plays sparked by the middle infield combo of transfers, Barns at shortstop and Riley Polk at second. Barns transferred from Baptist College (now Charleston Southern University) and Polk spent two years at Clemson.

Barns became the first Gamecock to have 100 hits in a season and batted .351 in 285 at-bats.

Mike Cook was the only pitcher with double digit wins but his 16-2 record represented the second most victories in a season behind Earl Bass' 17-1 record in 1975. Cook also tied the mark with 19 starts and the strikeout record with 168 in 141 innings. Glenn Jenkins had an 8-2 record and left-hander Brian Currie was 6-2. His only loss after April was to Oklahoma State at the College World Series.

Altogether the 1985 Gamecocks established 34 team records and 19 individual marks.

Catcher Jeff Churchich experienced the thrill of playing in the College World Series in his hometown of Omaha. He shared time behind the plate with Scott Lambert, who threw out 14 base runners attempting to steal, three of them in World Series games. Both also saw time as the designated hitter. Lambert batted .292 with seven homers. Churchich hit .294 and also had seven home runs.

Eddie Lendenski, a pinch hitting specialist, had five homers and a .274 average. Lendenski's most dramatic hit was a two-out ninth inning two-run homer that defeated Virginia Tech.


While the 1985 Gamecock lost both of their World Series decisions, the 1-0 loss to Arkansas was one of the greatest games in Rosenblatt Stadium history. The Razorbacks pushed across a run with two outs in

the bottom of the 14th inning to end the second longest CWS game ever.

Cook started against Arkansas and pitched seven scoreless innings. Senior right-hander Bo Taylor, the sixth Carolina pitcher, worked the 14th inning, and was charged with the loss.

To earn the bid to the NCAA Tournament, South Carolina swept a six-game series with in-state rival Clemson, beat Metro Conference rival Virginia Tech five out of seven meetings and took two of three from Big Ten member Ohio State and frequent College World Series qualifier Maine.

Cook was a first team selection on the All-America teams selected by the coaches and by Baseball America. He was the first round draft selection by the California Angels. He would appear in 41 major league games, 1986-93. Hollins, a freshman in 1985, was the other player from the '85 team to make it to the majors. In 12 years, 1990-2002, he played in 983 games and reached the MLB World Series in 1993 with the Philadelphia Phillies.



1985 Roster

1	Mark Taylor	INF/RHP
2	Eddie Lendenski	1B/3B
4	Keith Killian	OF/DH
5	Mark Nelson	C
6	Clint Sawyer	LHP
7	Bobby Miller	2B
8	Wade Hatcher	OF/2B
9	Rob Rinehart	OF
10	Derek White	C
11	Larry Price	RHP/DH
12	Jeff Barns	SS
13	Garrett Carter	OF
14	Dave Hollins	3B
15	Mike Cook	RHP/1B
17	Scott Mackie	OF
18	Lewis Jenkins	SS
19	Glenn Jenkins	RHP
20	Casey Reed	RHP
21	Scott Lambert	C
22	Jeff Churchich	C/1B
23	Brian Currie	LHP
24	Rex Perozo	LHP
25	Joe Datin	1B
26	Bo Taylor	RHP
27	Steve Boley	RHp
29	Scott Bailey	LHP
31	Jeff Morris	OF
32	Charlie Aldrich	OF

Head Coach: June Raines  
Asst. Coach: Johnny Hunton

Statistical Leaders

Batting Average	Rob Rinehart (.390)
Home Runs	Joe Datin (23)
Wins	Mike Cook (16)
Earned Run Average	Mike Cook (1.91)



South Carolina head coach Ray Tanner vowed he would never attend the College World Series until he took a team there. He and the Gamecocks made it to Omaha in 2002 for his first trip and the sixth Carolina trip to the CWS.

It began in February with a nine-game win streak and ended in late June before 24,089 fans on college baseball's biggest stage, the national championship game in Johnny Rosenblatt Stadium.

It had been 17 years since South Carolina had made it to the CWS and success came after two disappointments. South Carolina won regionals in 2000 and 2001 but 3-2 deciding game super regional losses to La.-Lafayette and Stanford denied a trip to Omaha.

A few of the highlights of 2002 included a school record 75 games, a record 57 victories, a Southeastern Conference championship, a third consecutive regional title, a super regional championship and a battle through the loser's bracket to the national championship game.

It might be said the Gamecocks did it the hard way. They trailed defending national champion Miami

in the deciding super regional game before rallying for five ninth inning runs to win 6-4.

After being shut out 11-0 by Georgia Tech in the opening game of the World Series, the Gamecocks defeated home state favorite Nebraska, Georgia Tech in a rematch and Palmetto State rival Clemson twice to advance to center stage against Texas.

Along the way the Gamecocks broke or tied more than 50 team and individual records.

The Southeastern Conference championship was the second in three years for Carolina, which won nine of 10 conference series in compiling a 21-8 SEC record. The only series loss was to Arkansas and Carolina avenged that by defeating the Razorbacks twice in the Southeastern Conference tournament.

The season produced three All-America players, the SEC Player of the Year, four all-conference selections, three SEC all-tournament choices, five members of the all-regional team and the Scholar Athlete of the Year in the Southeastern Conference.

Senior Blake Taylor, who led the nation with 21 saves, first baseman Yaron Peters, who hit 29 home runs and drove in 95, were first team All-America and shortstop Drew Meyer made second team.

Peters batted .377 and was SEC Player of the Year. Peters, Taylor, Meyer and designated hitter Trey Dyson were named to the All-SEC team. Dyson won the H. Boyd McWhorter Award as the top male student-athlete in the SEC with a 3.74 grade point average in Business Administration.

The only pitcher with double digit wins was left-hander Gary Bell (10-3). Left-hander David Marchbanks was 9-4 and three others won seven games. Five regulars batted better than .300 and the team hit 122 home runs and 178 doubles.

In the regional, Carolina defeated Virginia Commonwealth and North Carolina twice with one loss to the Tar Heels, to advance to the super regional against defending champion Miami. Carolina won the first game 10-7, led by third baseman Brian Buscher's four hits that included his 14th home run. The Gamecocks lost the second game 5-2 to set up the dramatic ninth inning rally in the showdown game.

Miami was the home team and led 4-1 after eight innings but Peters doubled and Buscher singled to open the ninth. Pinch hitter Dyson doubled to score Peters with Buscher also scoring on the play off a Miami error and beating out a throw at home plate. Pinch hitter Garris Goncè doubled to tie the score with a bunt, wild pitch and passed ball scoring the final two runs. Carolina held off a Miami threat in the bottom of the ninth for a 6-4 victory.

A media poll nominated Carolina as most likely to be the first team eliminated in Omaha and it looked that way when sophomore Kyle Bakker shut the Gamecocks

out 11-0 on six hits while Georgia Tech pounded five Gamecock pitchers for 19 hits.

Carolina had to face home state favorite Nebraska in the first elimination game. The Gamecocks trailed 4-0 after three innings but scored five runs in the fourth. The game went into the ninth inning tied 8-8. Meyer walked and Peters hit his 29th home run. Carolina prevailed 10-8 but faced a rematch with Georgia Tech. Freshman Aaron Rawl gave up 14 hits but pitched a complete game in a 9-5 win. Justin Harris and Steve Thomas homered for the Gamecocks.

Clemson won three of four regular season games with Carolina and the Tigers were 2-0 in the World Series when the Palmetto State entries squared off. Carolina ripped four Clemson pitchers for 15 hits including two home runs by Dyson and one each by Thomas and Landon Powell. Carolina won 12-4. Freshman left-hander Matt Campbell was the winner with 5.1 innings of two-hit shutout relief.

The Gamecocks faced Clemson again and Steven Bondurant pitched a complete game to eliminate the Tigers 10-2. Carolina had 13 hits, three by Kevin Melillo and Powell drove in three runs.

Texas advanced undefeated through three games with Carolina playing five to reach the finals. Carolina managed 10 hits but the pitching staff couldn't contain the Longhorn bats in a 12-6 loss for the title.



**Statistical Leaders**

Batting Average	Yaron Peters (.377)
Home Runs	Yaron Peters (29)
Wins	Gary Bell (10)
Earned Run Average	Matt Campbell (2.43)

**2002 Roster**

3	Matt Campbell	LHP
4	Jon Coutlangus	OF
5	Justin Harris	INF/OF
7	Drew Meyer	SS
8	Tim Seaton	RHP/OF
10	Landon Powell	C
11	Matt Riddle	OF
12	Cliff Donald	RHP
13	Steven Bondurant	LHP
14	Aaron Rawl	RHP
15	Steve Thomas	OF
16	Gary Bell	LHP
17	Trey Dyson	1B
18	Brian Buscher	INF
20	John Wesley	RHP
22	Garris Goncè	OF
25	Chris Spigner	RHP
26	Jared Greenwood	C
27	Kevin Melillo	INF
28	Chris Hernandez	RHP
30	Rico Bravo	RHP
32	Yaron Peters	1B
33	Rocky Evans	RHP
34	Steven Whetstone	RHP
36	David Marchbanks	LHP
39	Jason Ross	OF
42	Blake Taylor	RHP
44	Adam Tolman	3B
45	Demetric Smith	1B
46	Matt Wilson	RHP
47	Kyle Pope	OF
50	Tony Adler	RHP

Head Coach: Ray Tanner  
 Asst. Coach: Jim Toman  
 Asst. Coach: Jerry Meyers  
 Asst. Coach: Stuart Lake  
 Student Asst. Coach: Fox Beyer



CAROLINA GAMECOCKS

STAFF

PLAYER PROFILES

OPPONENTS

SEASON IN REVIEW

HISTORY & RECORDS

CAROLINA GAMECOCKS

STAFF

PLAYER PROFILES

OPPONENTS

SEASON IN REVIEW

HISTORY & RECORDS

The 2003 Gamecocks got off to a slow start in the Southeastern Conference race but swept their final nine conference games to win the Eastern Division for the fourth time in five years. Carolina advanced to the College World Series with five straight NCAA regional and super regional victories.

South Carolina advanced to the World Series for the second consecutive year and seventh time dating back to 1975. Prospects appeared dim after a 1-5 start in conference play but Carolina rallied to a 7-8 mark halfway through the conference season and went 12-3 the second half for a final SEC record of 19-11.

Carolina received its 19th bid to the NCAA Tournament but the Gamecocks didn't land a regional host site. Instead, the Gamecocks were shipped to Atlanta as the second seed to host Georgia Tech. Others in the four-team regional field were East Carolina and Stetson. Carolina had won eight of nine regionals played at Sarge Frye Field but in nine tries had never won a regional played away from home.

Atlanta in 2003 was destined to be a first. It began with a 4-0 shutout of East Carolina behind a five-hit complete game by right-hander Chris Hernandez. Stetson upset tournament favorite Georgia Tech.

A second consecutive complete game, this one by All-America left-hander David Marchbanks, produced a

7-2 win over Stetson. With one win left to clinch, left-hander Steven Bondurant pitched seven strong innings and Aaron Rawl contributed two hitless innings in a 9-3 win that sent Carolina to the super regional. Since number one seed Georgia Tech was eliminated in two games, South Carolina was awarded the host site for the super regional.

The North Carolina Tar Heels were the opponent in a rematch from 2002 when South Carolina went to Omaha by winning two of three over North Carolina. This time it was a Gamecock sweep, dispatching the Tar Heels 5-4 and 14-4.

The road to Omaha was paved by a host of heroes. Catcher Landon Powell homered four times in the regional and super regional with 10 runs batted in. He had 11 hits in 20 at bats. Third baseman Brian Buscher homered twice and drove in seven runs. Shortstop Justin Harris had 11 hits. Freshman right fielder Steven Tolleson batted .400, first baseman Bryan Triplett .391, second baseman Kevin Melillo .368, freshman left fielder Michael Campbell .333 and designated hitter Nick Gardiner .308 during the surge.

The Gamecocks managed one win in Omaha. After only two hits and being shut out by Stanford 8-0, Carolina remained alive by outscoring fellow Southeastern Conference member LSU 11-10 in an elimination game. The dream of a national championship ended with a second loss to Stanford, 13-6, who advanced to the finals but lost the title to Rice.

In the win over LSU, Carolina stormed ahead 6-0 before falling behind to the Tigers in the middle innings by scoring three times in the bottom of the eighth inning to eliminate the Bayou Bengals. LSU bunched all of its runs in the second, third, fourth and fifth innings before sophomore left-hander Matt Campbell silenced the Tiger bats. He allowed two hits in 5.1 innings. It was Campbell's second College World Series win. He had defeated Clemson in Omaha as a freshman.

A single by Buscher and an error scored two runs to tie the score in the eighth inning before Powell drove in the go ahead run with a double. Harris and Melillo had solo home runs.

Stanford's 17-hit attack in the second meeting sent the Gamecocks home. Buscher, Triplett and Tolleson homered in a losing cause.

Buscher won the Southeastern Conference batting title with a .393 average and was third team All-America. Marchbanks, with a 15-3 record and a 2.73 earned run average in 135.1 innings, was Southeastern Conference Pitcher of the Year and a first team All-America.

Marchbanks became the first South Carolina pitcher in 29 years to win two games in the same day when he defeated Mississippi State with three relief innings of a rain suspended game from the previous day and then worked 7.2 innings to down the Bulldogs 2-1. Matt Campbell was named SEC Pitcher of the Week

three times and was selected to the USA Baseball National team coached by Ray Tanner.

Harris had a 17-game hitting streak. Buscher began the season with a 14-game streak and had another streak of 13 games. The team batting average was .306 and the .973 fielding average was just two percentage points below the school record of .975.

Melillo set a second base record when he had nine assists in an 8-5 win over LSU at Baton Rouge.

2003 also marked the year of the "Dirty Dozen," as first coined by local Columbia writer Ron Morris. With the season in the balance, 12 returning players from the previous season brought the entire team together for a team "bonfire". Surrounding a metal barrel at Sarge Frye Field, the Gamecocks started a fire with each player tossing a personal item of theirs, sacrificing for a showing of a team unity. The Dirty Dozen (Steven Bondurant, Rico Bravo, Brian Buscher, Jon Coutlangus, Justin Harris, Chris Hernandez, David Marchbanks, Kevin Melillo, Landon Powell, Matt Riddle, Tim Seaton and Demetric Smith).




Batting Average	Brian Buscher (.393)
Home Runs	Brian Buscher (15)
Wins	David Marchbanks (15)
Earned Run Average	David Marchbanks (2.73)

2003 Roster

2	Tim Seaton	OF/RHP
3	Matt Campbell	LHP
4	Jon Coutlangus	OF
5	Justin Harris	INF
6	Stephen Broome	RHP
7	Michael Campbell	OF
8	Steven Tolleson	INF
9	Bryan Triplett	INF
10	Landon Powell	C
11	Matt Riddle	OF
12	Cliff Donald	RHP
13	Steven Bondurant	LHP
14	Aaron Rawl	RHP
15	Forrest Beverly	LHP
16	Sadry Cafe'	OF
18	Brian Buscher	INF
22	Zach Reeves	LHP
23	John Gregory	LHP
24	Trey McDaniel	1B
25	Hank Parks	1B
27	Kevin Melillo	INF
28	Chris Hernandez	RHP
29	Davy Gregg	OF
30	Rico Bravo	RHP
34	Conor Lalor	RHP
36	David Marchbanks	LHP
38	Nick Gardiner	OF
42	Wade Jordan	RHP
45	Demetric Smith	1B
48	Mark Stanley	OF

Head Coach: Ray Tanner  
 Asst. Coach: Jim Toman  
 Asst. Coach: Jerry Meyers  
 Asst. Coach: Monte Lee



South Carolina opened the 2004 season with an 18-game win streak, struggled in the first half of the Southeastern Conference schedule, rallied to sweep its first SEC Tournament championship, the NCAA regional and super regional and earned a third consecutive trip to the College World Series.

The Gamecocks took a 10-game win streak to Omaha but for the third year in a row had to battle after a first-game loss. After being shut out 2-0 by eventual national champion Cal State Fullerton, the Gamecocks pounded fellow SEC member LSU 15-4 and Miami (Fla.) 15-11 and defeated Cal State Fullerton 5-3, the only team to claim a win over Fullerton in the 2004 World Series.

Fullerton won the third and rubber game meeting 4-0 to end the Gamecock season with a 53-17 final record and third place in the CWS.

The 18-game streak was the second longest in school history. While Carolina had won the SEC championship in 2000 and 2002, the Gamecocks had never won the conference tournament. A 7-6 10-inning win

over Ole Miss, a 5-1 decision over Tennessee, a 3-2 victory vs. Arkansas and a 3-2 win over Vanderbilt resulted in a tournament sweep.

Ole Miss scored six runs in the eighth inning and Carolina trailed 6-2 when the Rebels brought ace left-hander Stephen Head in from the bullpen. During the regular season, Head pitched a six-hit complete game 6-1 win over the Gamecocks.

Kevin Melillo started the ninth with a hit but Steve Pearce struck out. Michael Campbell walked but Head then struck out Steven Reinhold. Pinch hitter Hank Parks drove in a run with a single. Then came the dramatics for Carolina as Steven Tolleson hit a three-run homer off the left field foul pole to send the game into extra innings. Carolina won it in the 10th inning when Brendan Winn and Melillo singled and Pearce drove in Winn with a double.

Singles by Melillo, Pearce, Michael Campbell and Davy Gregg erased a 2-1 Vanderbilt lead and Carolina won 3-2 behind right-hander Zac McCamie to win its first SEC tournament title.

The Gamecocks came home to host the regional with North Carolina, Coastal Carolina and The Citadel also in the field. It was North Carolina's third consecutive post-season trip to Sarge Frye Field.

Carolina used home runs by Steve Pearce, Ryan Mahoney and Mark Stanley, each of which had three RBI, to down The Citadel 12-4. Stanley was in the game because center fielder Davy Gregg had been hit in the head by a pitch and Stanley wound up on the all-tournament team.

Carolina downed North Carolina 5-2 then and would face the Tar Heels again after they eliminated The Citadel. Melillo homered and Steve Pearce had three hits and two RBI as South Carolina moved on to the super regional with a 7-6 win.

Carolina advanced to the super regional for the fifth consecutive year and hosted the final stop before Omaha. East Carolina brought a gaudy 51-11 record to Columbia. Both games in the super regional ere close but South Carolina prevailed and qualified for the World Series for the third consecutive year.

Matt Campbell and Jason Fletcher shut the Pirates out until the eighth inning when Fletcher allowed two runs. USC brought Chad Blackwell in to close the game out as he earned his 18th save. Carolina won 4-2 by bunching single runs in the fourth and fifth innings and two runs in the sixth. Michael Campbell was the only Gamecock with two hits and Pearce hit a solo home run.

McCamie improved his record to 7-0 with a relief win in the second game won by the Gamecocks 5-3. Blackwell earned his 19th save and the key hit was an eighth inning double by Tolleson.

The lineup in the World Series almost looked like the Southeastern Conference tournament revisited. Four of the eight teams came from the nation's premier


college baseball conference. LSU joined Carolina in its bracket along with Miami (Fla.) and Cal State Fullerton. Georgia and Arkansas were in the other bracket with Arizona and Texas.

Carolina only managed three hits in a 2-0 shutout loss to Cal State Fullerton but came back to eliminate LSU for the second year in a row. A six-run sixth inning featured a 19-hit Gamecock attack. LSU had 16 hits. The only extra base hit among the 35 by both teams was a ninth inning double by Tolleson. Melillo and Pearce had four singles apiece.

Carolina came out swinging against Miami and led 12-0 after four innings but had to fend off a fierce Hurricane rally to win 15-11. Billy Buckner scattered seven hits over seven innings and led 15-4 to improve his record 7-2. Everyone in the Gamecock batting order had at least one hit.

In the 5-3 win over Fullerton, USC had 12 hits, three by Triplett, who homered and drove in three runs. Fletcher pitched six innings to finish his season with a 6-1 record. Blackwell pitched three perfect innings to earn his 20th save.

Fullerton shut the Gamecocks out for the second time to advance at the series. Carolina managed eight hits, three by Pearce, but couldn't get on the scoreboard.



**Statistical Leaders**

Batting Average	Steve Pearce (.346)
Home Runs	Steve Pearce (21)
Wins	Aaron Rawl (13)
Earned Run Average	Chad Blackwell (2.57)



**2004 Roster**

2	Heath Rollins	RHP
3	Matt Campbell	LHP
4	Steve Pearce	INF
5	Brendan Winn	OF
6	Mark Stanley	OF
7	Michael Campbell	OF
8	Steven Tolleson	INF
9	Bryan Triplett	INF
10	Landon Powell	C
11	Steven Reinhold	OF
12	Cliff Donald	RHP
13	John Gregory	LHP
14	Aaron Rawl	RHP
16	Tommy King	INF
18	Jason Fletcher	RHP
19	Zac McCamie	RHP
23	Billy Buckner	RHP
25	Hank Parks	1B
26	Chad Blackwell	RHP
27	Kevin Melillo	INF
28	Nick Gardiner	OF
29	Davy Gregg	OF
30	David Cash	INF
38	Arik Hempy	LHP
40	Ryan Mahoney	C
41	Harris Honeycutt	RHP
47	John Adams	OF
48	D.J. Smith	C

Head Coach: Ray Tanner  
 Asst. Coach: Jim Toman  
 Asst. Coach: Jerry Meyers  
 Asst. Coach: Monte Lee

CAROLINA GAMECOCKS

STAFF

PLAYER PROFILES

OPPONENTS

SEASON IN REVIEW

HISTORY & RECORDS

CAROLINA GAMECOCKS

STAFF

PLAYER PROFILES

OPPONENTS

SEASON IN REVIEW

HISTORY & RECORDS

For the third consecutive year, South Carolina played for the national title. The 2012 baseball squad won the SEC Eastern Division Championship, swept NCAA Regional and NCAA Super Regional competition to punch a ticket to Omaha and fought back through three elimination games to battle for the NCAA Division I Baseball Championship.

South Carolina began the postseason hosting a NCAA Regional at Carolina Stadium. South Carolina entered as the top seed and as the No. 8 national seed in the country. Also competing in the Columbia Regional was Clemson, Coastal Carolina and Manhattan. The Gamecocks won all three games to win the Regional.

The Gamecocks' opening game was a 7-0 victory over Manhattan. Junior right-hander Colby Holmes pitched eight scoreless innings to pick up the win. Holmes surrendered only a single in the eighth inning and fanned a career-high nine batters in eight innings of work. The Gamecocks broke a scoreless tie in the bottom of the sixth with a four-run outburst. Joey Pankake ripped a leadoff double to the gap in left-center. After Evan Marzilli singled and Christian Walker drew a walk to load the bases with no outs, Adam Matthews roped a single to left to drive in Pankake and Marzilli to give South Carolina a 2-0 advantage. Tanner English then smashed his team-high fourth triple of the season to right field to clear the bases and push the Gamecocks' lead to 4-0. South Carolina would add three more runs in the eighth inning.

A familiar foe would be in the opposing dugout for game two as the Gamecocks met up with in-state rival Clemson. A seesaw affair would see Carolina end up as the victor as LB Dantzler blasted a walk-off RBI single off the right field wall in the bottom of the 12th inning, scoring Joey Pankake for a 5-4 win over the Tigers.

Trailing 4-2, the Gamecocks pulled to within a run in the home half of the eighth. Marzilli ripped a single to right field to lead things off. Walker then doubled down the left-field line, scoring Marzilli from first to make it a 4-3 ballgame. Carolina rallied in the ninth to tie the game. Kyle Martin delivered a pinch-hit single to lead off the frame. After Chase Vergason drew a walk and Dante Rosenberg laid down a sacrifice bunt to move the runners over, Pankake lined a single to center, scoring pinch runner TJ Costen to tie the game.

Pankake again came through with a leadoff single to begin the 12th. Marzilli then moved Pankake to third with a single to left center, setting the stage for Dantzler. Dantzler smashed a 2-2 offering from Kevin Brady to right to drive in Pankake for the victory.

The Gamecocks jumped on Clemson early on in the championship game en route to claiming the Columbia Regional title with a 4-3 victory.

For the second consecutive season and for the sixth time in school history, South Carolina hosted a NCAA Super Regional. A 5-0 victory vs. Oklahoma in game one followed by a 5-1 victory in a two-day span helped the Gamecocks punch their ticket to Omaha and the College World Series for a third straight year and for the 11th time in school history.

In game one, senior left-hander Michael Roth worked 7.2 scoreless innings on the way to the 5-0 win over the Sooners. Roth didn't disappoint in his final start at Carolina Stadium as he allowed only six hits and had three strikeouts. The Gamecocks struck first with a three-run outburst in the bottom of the second inning. Adam Matthews drew a walk to lead off the inning, advanced to third on a single by Erik Payne and scored on a double to right center by LB Dantzler. Payne then plated on a wild pitch and Dantzler made it 3-0 by scoring on a sacrifice fly to center field from Vergason. Carolina padded its lead with a pair of runs in the seventh.

In game two, the Gamecocks combined for five runs in the seventh and eighth innings en route to the 5-1 victory. In a game that took two days to complete because of heavy rain in the area, the Gamecocks' bats came alive on Monday as they scored all five runs and tallied five of their eight hits. The Gamecocks were the first to score as they manufactured a pair of runs in the seventh. Connor Bright delivered a leadoff double to right field. Tanner English then laid down a sacrifice bunt, but the throw by Oklahoma's first baseman sailed into the stands in left field, allowing pinch runner TJ Costen to score and English to advance to second. After moving to third on a sacrifice bunt by Chase Vergason, English raced home on a wild pitch by to give Carolina a 2-0 lead. After Oklahoma trimmed the lead to one run in the bottom of the seventh, South Carolina took control of the game in the eighth with a three-run inning. After Matthews and Dantzler came through with back-to-back one-out singles, English perfectly placed a bunt single past the pitcher's mound to score Matthews. Vergason then ripped a double to the gap in left center, clearing the bases to give the Gamecocks a 5-1 advantage.

A rematch of the 2011 CWS National Championship Series would be the feature game of the first two days at the College World Series. Defending national champion South Carolina against the top seed Florida Gators.

Erik Payne's three-run triple highlighted a five-run fifth inning, as Carolina defeated Florida 7-3, in the first round of the College World Series, held at TD Ameritrade Park in Omaha, Nebraska Saturday night. The Gamecocks extended their NCAA record winning streak in the postseason to 22 straight games, including 12 in a row at the College World Series, in front of an announced attendance of 25,291.

Gamecock starter Michael Roth (8-1) worked 6.1 innings, allowing seven hits and three runs, all earned, with three walks and three strikeouts. He threw 98 pitches, 54 for strikes. Roth became the fourth pitcher to win a game in three different College World Series. Southpaw reliever Tyler Webb relieved Roth and escaped a bases loaded, one-out jam in the bottom of the seventh inning by retiring Tucker on a short fly to left then getting Johnson to line out to right. Carolina closer Matt Price worked the final two frames, retiring six of the eight batters he faced, including three by strikeout. He was helped by Marzilli's spectacular diving catch on a sinking liner by Pigott leading off the bottom of the eighth. Price logged his 42nd career save.

Trailing 2-0, Evan Marzilli led off the decisive fifth with a double to the right-centerfield gap, his second two-bagger of the game. Christian Walker followed with his second hit of the night, a single to left, putting runners at the corners. Adam Matthews walked to load the


2012 Roster

3	Tanner English	OF
4	Connor Bright	INF
5	Patrick Harrington	OF/C
6	Joel Seddon	RHP
8	TJ Costen	INF
9	Joey Pankake	INF
10	Drake Thomason	RHP
11	Sean Sullivan	OF
13	Christian Walker	1B
14	Evan Beal	RHP
15	Nolan Belcher	LHP
16	Chase Vergason	INF
17	Seth Constable	OF
18	Dante Rosenberg	C
19	Tanner Lovick	INF
20	LB Dantzler	INF
21	Grayson Greiner	C
22	Matt Price	RHP
23	Vince Fiori	LHP
24	Brison Celek	1B
25	Adam Westmoreland	LHP
26	Adam Matthews	OF
27	Forrest Koumas	RHP
29	Michael Roth	LHP
30	Erik Payne	INF
31	Evan Marzilli	OF
33	Kyle Martin	1B
34	Jordan Montgomery	LHP
35	Logan Munson	LHP
36	Hunter Privette	RHP
38	Tyler Webb	LHP
39	Patrick Sullivan	RHP
44	Colby Holmes	RHP

Head Coach: Ray Tanner  
 Associate Head Coach: Chad Holbrook  
 Assistant Head Coach: Jerry Meyers  
 Assistant Coach: Sammy Esposito  
 Student Assistant Coach: Drew Meyer

Statistical Leaders

Batting Average	Christian Walker (.321)
Home Runs	Christian Walker (11)
Wins	Michael Roth (9)
Earned Run Average	Tyler Webb (1.56)



bases with no outs, setting the stage for Payne's bases-clearing triple to the right-centerfield wall. LB Dantzler followed with an RBI double to deep center, ending Gator starter Brian Johnson's night on the mound. Tanner English bunted Dantzler to third and Vergason capped the uprising with an RBI single to center. Johnson (8-5) worked four-plus innings, allowing eight hits and five runs, all earned, with three walks and five strikeouts.

With a 5-3 lead, he Gamecocks added a pair of insurance runs in the top of the ninth, aided by some wildness from the Gator pitching staff and less than stellar fielding. Walker led off with walk, moved to second on Matthews' sacrifice bunt, advanced to third on a wild pitch from Keenan Kish and scored on a wild pitch from Steven Rodriguez. Both Kish's and Rodriguez's wild pitches came with Payne at the plate. With two outs, Dantzler reached base safely when Rodriguez was unable to cleanly handle a slow roller. He moved to second on English's second single of the night and scored when Ramjit threw wildly to the pitcher covering first on Vergason's sharp grounder.

After a 2-1 loss to Arkansas snapped the Gamecocks' 22-game postseason winning streak dating back to 2010, it would be Michael Roth who would put the Gamecocks back in the win column.

Michael Roth is known for many special games in Omaha. One more time, he would deliver for the Gamecocks. After a rain delay pushed back the Gamecocks' contest with Kent State, both teams would be forced to come back the next afternoon with the winner having to play in the evening as part of a day-night tripleheader at T.D. Ameritrade Park.

In an elimination contest, South Carolina defeated Kent State 4-1 to advance on to the night's contest against the Razorbacks.

The Gamecocks rode the stellar pitching of Michael Roth. He went the distance, allowing two hits and one run with no walks and eight strikeouts while throwing 106 pitches. He retired the final 22 batters he faced in order.

Trailing 1-0 in the bottom of the 2nd inning the Gamecocks came right back with a pair of runs in the bottom of the inning. With one out, Adam Matthews and Kyle Martin stroked back-to-back singles. After Tanner English struck out, Grayson Greiner singled off the glove of Polen behind the third base bag. When the ball rolled away into foul territory, Matthews was able to beat the throw to the plate to tie the score at one. Chase Vergason followed with a single to right, plating Martin with the Gamecocks' second run.

Carolina increased its lead in the bottom of the third inning. After Christian Walker belted a two-out double into the right-centerfield alley, LB Dantzler crushed a two-run homer over the right field bullpen, his 10th round tripper of the season, giving the Gamecocks a 4-1 advantage.

The Gamecocks finished the game with seven hits and left seven runners on base. Kent State starter Tyler Skulina (11-3) was tagged with the loss after allowing four runs on six hits with four walks and nine strikeouts over 5.2 innings of work.

The Gamecocks survived their second elimination game of the day and kept their national title hopes alive with a 2-0 win over the Arkansas Razorbacks to force a third contest between the two schools.

For the second consecutive game, the Gamecocks rode the stellar pitching of a left-handed starter. In Thursday's first game. In the nightcap, it was freshman southpaw Jordan Montgomery who was just as impressive in front of an announced attendance of 23,593. Montgomery, a 6-3, 215-pounder from Sumter, S.C., surrendered just three singles and a walk while fanning six over 8.0 scoreless innings. He threw 89 pitches, 56 for strikes. Matt Price fanned two in working around a one-out walk in the ninth for the save.

For the first time in four games at the College World Series, the Gamecocks scored the game's first run. Erik Payne led off the Carolina second inning with a double down the leftfield line and Tanner English followed with another two-base hit to left, putting the Gamecocks on top 1-0. English moved to third on Grayson Greiner's groundout, and then scored on Chase Vergason's RBI single to center. Vergason, who finished the regular season with just five RBI, has collected eight in the postseason.

That was all the runs Montgomery (6-1) would need. He retired 12 consecutive batters during one stretch after allowing a first inning single to Joe Serrano. The streak ended with two out in the bottom of the fifth when Montgomery hit Bo Bigham with a pitch. Derrick Bleeker followed with a single to left, but English gunned down Bigham at third for the final out of the inning. Bigham was the only Razorback to reach second base in the contest. In both the sixth and eighth innings, Arkansas got the lead off man on base, but both times Carolina came up with a double play to quickly end the uprising.

With a berth for the championship series on the line, the Gamecocks rallied from an early two-run deficit to defeat Arkansas 3-2 at the College World Series in front of an announced crowd of 22,184 at TD Ameritrade Park to advance to play Arizona in the best-of-3 championship series.

After both teams went down in order in the second, Arkansas got on the board again in the third. Jake Wise was hit by a pitch to lead off the frame and Carver doubled off the glove of Marzilli in center, ending Holmes' night. Wise scored on a Reynolds' sacrifice fly, his second RBI of the night, to make it 2-0 in favor of the Razorbacks.

South Carolina reliever Tyler Webb was outstanding in relief for the Gamecocks. He worked 4.0 scoreless frames, allowing just two hits and two walks with three strikeouts. In two games against the Razorbacks in Omaha, Webb hurled 9.1 shutout innings, allowing just four hits with three walks and seven strikeouts.

Trailing 2-0, the Gamecocks finally got on the board in the bottom of the fifth. Tanner English singled to center to lead off the inning. After a stolen base and a one-out walk to Chase Vergason, Joey Pankake delivered an RBI single to center. Marzilli walked to load the bases and Walker followed with another walk, forcing in Vergason with the tying run and ending the night for Razorback starter DJ Baxendale. Dantzler popped out in foul territory and Matthews fanned to end the Carolina uprising.

Carolina tallied the game-winning run in the seventh. With one out, Pankake and Marzilli coaxed walks. Walker popped out, but LB Dantzler kept the inning alive with a single off the pitcher's glove. Matthews, batting for the third time in the game with the bases loaded, walked on a 3-2 pitch to force in Pankake with go-ahead run. With Michael Roth pinch-hitting, Marzilli tried to score when the ball got away from the catcher, but was tagged out at the plate to keep the Razorbacks within one.

Matt Price (5-4) worked the final three frames for Carolina to earn the win. He allowed just one hit with no runs while fanning five. It was his fifth career CWS win, the most in history.

Arizona and South Carolina had never met on the baseball diamond until the 2012 National Championship Series. Arizona topped the Gamecocks, 5-1 in the first game of the series.

Arizona broke out in front with a pair of runs in the bottom of the first inning off Carolina starter Forrester Koumas. Johnny Field stroked a one-out single to left and scored on Robert Refsnyder's two-run homer into the right field bullpen, his eighth round tripper of the season. The Wildcats added to their lead in the third, scoring on an unearned run. Trent Gilbert reached on

an error by Joey Pankake at short, moved to second on a single by Joey Rickard and scored on a single by Alex Mejia to make it 3-0 in favor of the Cats. Evan Beal replaced Koumas on the mound and forced Seth Mejias-Brean into an inning-ending double play with the bases loaded, preventing any further damage in the frame.

With Arizona ahead 4-0, Carolina finally got on the board in the sixth when Greiner led off with a double into the left-centerfield alley and scored on Evan Marzilli's two-out RBI single to center. The Gamecocks had an opportunity to inch a little closer in the seventh when Adam Matthews and Kyle Martin opened the frame with back-to-back singles, but Matthews was gunned down trying to advance to third on Martin's hit to right to stymie the rally.

Arizona added an insurance run in the bottom of the seventh. Refsnyder reached base safely for the fourth time in the game with a one-out single, moved to second on a ground out and scored on Bobby Brown's RBI single to right.

In game two, Arizona scored three times in the top of the ninth inning to defeat South Carolina 4-1 in game two of the best-of-3 College World Series Championship Series at TD Ameritrade Park in Omaha. The hard-fought win in front of an announced attendance of 23,872 gave Arizona a sweep of the championship series and ended South Carolina's hopes of a third-straight title.

Robert Refsnyder started the ninth inning rally for the Wildcats by chopping a leadoff single to left off Carolina reliever Matt Price. After a sacrifice bunt and an intentional walk, Brandon Dixon doubled down the left field line, putting Arizona on top 2-1. Trent Gilbert capped the uprising with a key two-out, two-run single off Tyler Webb for a 4-1 Wildcat advantage.

The Gamecocks did not go down without a fight in the ninth. Christian Walker singled and LB Dantzler walked to start the frame. After Adam Matthews struck out, Kyle Martin walked to load the bases. Tanner English lined to second for the second out and Grayson Greiner flied to right to end the contest.

For the second straight night, Arizona struck first. Joseph Maggi led off the third inning with a double past the third base bag, snapping Michael Roth's string of consecutive batters retired at 28, dating back to Thursday's win over Kent State. Maggi was sacrificed to third and scored on Gilbert's ground out, putting the Wildcats on top 1-0.

Michael Roth, making his final pitching appearance as a Gamecock, allowed just three hits and one run with one intentional walk and three strikeouts in 6.2 innings of work. He threw 85 pitches, 59 for strikes. Arizona starter James Farris matched Roth out-for-out, keeping the Gamecocks off balance and off the scoreboard for most of the night.

The Gamecocks (49-20) finally came up with the game-tying run in the bottom of the seventh. Walker led off the inning with a walk, his second of the game and record-tying eighth in this CWS. After Dantzler popped out, Matthews executed a perfect hit-and-run single to right, advancing Walker to third. Martin's groundout plated Walker to even the score at 1-1. Carolina also had a chance to tally in the bottom of the eighth. Greiner was hit by a pitch to lead off the inning but was thrown out at second on Chase Vergason's bunt attempt. Vergason swiped second and continued on to third when the throw sailed into centerfield as Evan Marzilli fanned for the second out, the final batter Farris would face. Joey Pankake was called out on strikes to end the threat. Roth ended his stellar career with three CWS records including career starts (8), career innings pitched (60.1) and career hit batsmen (7). Matt Price tied the record for career appearances in the CWS with 13. Christian Walker tied a single season CWS record with eight walks and tied career marks with 73 at-bats and 28 hits.

CAROLINA GAMECOCKS

STAFF

PLAYER PROFILES

OPPONENTS

SEASON IN REVIEW

HISTORY & RECORDS