



SOUTH CAROLINA BASKETBALL

MBB CONTACT: EMILY MILES // EFEENEY@MAILBOX.SC.EDU // 803-777-7743 // @EMILYMILES_SID

2016-17 SCHEDULE

OVERALL: 17-4 | SEC: 7-1

HOME: 12-1 | AWAY: 4-2 | NEUTRAL: 1-1
NCAA RPI: 19 | ESPN BPI: 41

NOVEMBER

6	Newberry +	W, 107-89
11	Louisiana Tech	W, 85-76
13	Holy Cross %	W, 81-49
15	Monmouth %	W, 70-69 (OT)
18	SC State %	W, 92-50
23	No. 25/24 Michigan	W, 61-46
26	vs. No. 18/16 Syracuse !	W, 64-50

DECEMBER

1	Vermont	W, 68-50
4	FIU	W, 70-54
12	vs. Seton Hall &	L, 67-64
17	at USF	W, 77-66
21	Clemson	L, 62-60
27	Lander	W, 90-62
30	at Memphis	L, 70-54

JANUARY

4	at Georgia*	W, 67-61
7	Texas A&M*	W, 79-68
11	at Tennessee*	W, 70-60
14	Ole Miss*	W, 67-56
18	No. 19/21 Florida*	W, 57-53
21	at No. 5/5 Kentucky*	L, 85-69
24	Auburn*	W, 98-69
28	at Missouri*	W, 63-53

FEBRUARY

1	at LSU*	9 p.m./ SECN
4	Georgia*	2 p.m./ESPN2
7	Alabama*	6:30 p.m./ SECN
11	at Mississippi State*	8 p.m./ESPN2
15	Arkansas*	6:30 p.m./ SECN
18	at Vanderbilt*	8:30 p.m./ SECN
21	at Florida*	7 p.m./ESPN
25	Tennessee*	1 p.m./ SECN
28	Mississippi State*	7 p.m./ESPNU

MARCH

4	at Ole Miss*	8:30 p.m./ SECN
8-12	TBA (SEC Tournament)	TBA

All home games in **bold** | All times listed Eastern

* indicates SEC contest | + indicates exhibition | SECN+ - SEC Network + | SECN - SEC Network | CBSSN - CBS Sports Network | % - Brooklyn Hoops Holiday Invitational (Columbia, S.C.) | ! - Brooklyn Hoops Holiday Invitational (Brooklyn, N.Y.) | & - Under Armour Reunion (New York, N.Y.)

No. 19/20 SOUTH CAROLINA (17-4, 7-1 SEC) at LSU (9-11, 1-7 SEC)

WED., FEB. 1 • PETE MARAVICH CENTER (13,215) • BATON ROUGE, LA. • 9 P.M. ET • SEC NETWORK



GAMECOCKS



TIGERS

VS

Head Coach: Frank Martin (FIU, '93)
Record At Carolina: 87-67 (5th season)
Career Record: 204-121 (10th season)
Record vs. LSU: 2-3
Top scorer: Thornwell (19.3)
Top rebounder: Thornwell (7.2)
Top assist maker: Thornwell (3.2)
Media Relations: Emily Miles
Twitter Updates: @GamecockMBB

Head Coach: Johnny Jones (LSU, '85)
Record At LSU: 89-62 (5th season)
Career Record: 294-224 (17th season)
Record vs. S. Carolina: 3-2
Top scorer: Blakeney (16.4)
Top rebounder: Reath (6.3)
Top assist maker: Mays (3.9)
Media Relations: Kent Lowe
Twitter Updates: @LSUBasketball

PROBABLE STARTERS

SOUTH CAROLINA	HT.	WT.	YR.	HOMETOWN	PPG	RPG	MPG
G - #0 Sindarius Thornwell	6-5	205	Sr.	Lancaster, S.C.	19.3	7.2	31.8
G - #10 Duane Notice	6-2	225	Sr.	Toronto, Ontario	10.0	2.2	31.3
G - #15 PJ Dozier	6-6	205	So.	Columbia, S.C.	13.6	4.5	26.2
F - #21 Maik Kotsar	6-10	245	Fr.	Tallin, Estonia	6.9	5.6	23.8
F - #30 Chris Silva	6-9	223	So.	Libreville, Gabon	9.6	6.1	19.0

LSU	HT.	WT.	YR.	HOMETOWN	PPG	RPG	MPG
G - #2 Antonio Blakeney	6-4	197	So.	Sarasota, Fla.	16.4	5.3	32.6
G - #4 Skylar Mays	6-4	205	Fr.	Baton Rouge, La.	7.2	2.3	21.8
G - #11 JalyN Patterson	6-1	191	Jr.	Atlanta, Ga.	6.3	3.7	25.7
F - #1 Duop Reath	6-10	235	Jr.	Perth, Australia	13.8	6.3	28.2
F - #21 Aaron Epps	6-10	220	Jr.	Ball, La.	6.4	4.7	17.4

*** probable starters based on previous game

TODAY'S GAME

Nationally-ranked South Carolina looks for its fifth road win of the season and fourth in SEC play when it travels to face LSU on Wednesday. The game marks the second straight on the road for the Gamecocks, who posted a 10-point win at Missouri last Saturday. The Gamecocks aim for their first win in Baton Rouge since the 2013 SEC campaign.



GAME STORYLINES

- South Carolina is in its 109th season of varsity basketball in 2016-17.
- On the sidelines, Frank Martin is joined by associate head coach Matt Figger, assistant coaches Perry Clark and Bruce Shingler, and director of operations Andy Assaley.
- South Carolina remains in the national rankings this week, checking in at No. 19 in the AP poll and No. 20 in the Coaches Poll. The Gamecocks jumped in to the national rankings on Nov. 28 for the first time this season after posting wins over two ranked opponents the previous week in No. 25/24 Michigan and No. 18/16 Syracuse. The Gamecocks checked in at No. 20 in the Associated Press poll and No. 23 in the Coaches Poll. The Gamecocks have risen to as high as 15th in the AP poll this season, which was the highest rank for Carolina since the Gamecocks were ranked 14th in the final poll of the 1997-98 campaign. The Gamecocks high mark in the Coaches poll this season was at No. 15.
- South Carolina posted a 63-53 road win at Missouri last Saturday behind the ninth double-double of senior guard Sindarius Thornwell's career, as he led the squad with 16 points and 11 rebounds. The win put the Gamecocks atop the SEC standings with Kentucky. The win marked Carolina's first at Mizzou Arena. South Carolina made nine 3s, while Mizzou was held to just 1-of-17 from 3-point range, 5.9%.





















SOCIAL HUB

@GAMECOCKMBB // #GAMECOCKS
FACEBOOK.COM/GAMECOCKMBB



SOUTH CAROLINA GAMECOCKS

Overall: 17-4; SEC: 7-1; Home: 12-1; Away: 4-2; Neutral: 1-1

0		SINDARIUS THORNWELL - Sr. - G - 6-5 - 211 - Lancaster, S.C. MIN PTS RBS AST FG% 3FG% FT% 31.8 19.3 7.2 3.2 43.6 40.6 84.6	- Career high with first 30-pt game of his career, 34 at Kentucky/14-15 FTs/6 rebounds - 22 points, with team high five assists and two steals in win over Auburn - Tied career high with five 3s vs. Auburn - 16 points, team high 11 rebounds for 9th career double-double at Mizzou - In league play, 19.9 ppg, 7.6 rpg, 3.0 steals per game
1		KORY HOLDEN - Jr. - G - 6-1 - 181 - Salisbury, Md. MIN PTS RBS AST FG% 3FG% FT% 36.3 17.7 3.0 4.2 39.4 38.8 79.5	- Junior guard who transferred from Delaware and will have to sit out the 2016-17 season due to NCAA transfer rules - Tallied 892 points in two seasons at Delaware - Stats listed are from sophomore season at Delaware
2		HASSANI GRAVETT - R-So. - G - 6-1 - 183 - Villa Rica, Ga. MIN PTS RBS AST FG% 3FG% FT% 18.9 4.5 1.6 1.6 33.3 27.3 66.7	- Missed the USF contest due to an ankle sprain, and the Florida game due to an illness - Returned at Kentucky, scoring seven points with a steal off the bench - 4 points with a steal in win at Mizzou
4		RAKYM FELDER - Fr. - G - 5-10 - 210 - Brooklyn, N.Y. MIN PTS RBS AST FG% 3FG% FT% 14.8 6.1 1.7 1.7 40.9 47.1 64.7	- 12 points, including 9-straight during middle portion of 2nd half, vs. Ole Miss - Seven points, 5 rebounds, 3 assists vs. Florida - Made first career start at Kentucky, tallied three points - 13 points, including 12 in the first half, with three 3s and two assists at Mizzou
5		TEMARCUS BLANTON - R-So. - G - 6-5 - 206 - Locust Grove, Ga. MIN PTS RBS AST FG% 3FG% FT% 7.1 2.2 1.5 0.1 47.4 44.4 33.3	- DNP vs. SC State and Michigan due to an abdominal strain - DNP in seven games due to a groin strain (Vermont through Memphis) - 5-of-6 from the floor for a career high 12 points at Kentucky - Pulled down four rebounds in win vs. Auburn - Two points and two rebounds in career high 18 minutes at Mizzou
10		DUANE NOTICE - Sr. - G - 6-2 - 225 - Toronto, Canada MIN PTS RBS AST FG% 3FG% FT% 31.3 10.0 2.2 2.3 37.1 33.6 66.7	- 9-12 from the field, 4-9 from 3-point range in win over A&M for 19 points - 7 points, 3 assists and a pair of steals in the win vs. Ole Miss - 27 points with four rebounds, two assists and two blocks in win over Auburn - Matched career high with six 3s vs. Auburn - 9 points, all in the second half with three 3s at Mizzou
12		KHADIM GUEYE - Fr. - F - 7-0 - 235 - Dakar, Senegal MIN PTS RBS BLK FG% 3FG% FT% 7.9 0.6 1.0 0.4 30.0 0.0 62.5	- Tallied first points of the season vs. SC State, scoring six points with five rebounds - Four points, three rebounds and two blocks in win over Lander - Pulled down two rebounds at Memphis - Pulled down two rebounds with a steal in home win vs. Ole Miss
13		TOMMY CORCHIANI - Fr. - G - 6-1 - 173 - Raleigh, N.C. MIN PTS RBS AST FG% 3FG% FT% 2.2 0.0 0.2 0.0 0.0 0.0 0.0	- Averaged 12 points, four rebounds and four assists during senior season at Ravesncroft High School - Son of former NC State standout Chris Corchiani - Saw action vs. SC State, collecting a rebound
14		RAN TUT - Jr. - F - 6-9 - 210 - Melbourne, Australia MIN PTS RBS AST FG% 3FG% FT% 5.7 0.8 1.5 0.2 33.3 0.0 0.0	- Played two seasons at Monroe College, averaging 10.4 points, 5.9 rebounds and 1.1 blocks in 21.0 minutes per game - Valuable minutes off the bench in opener vs. La Tech, 4 points, 6 rebounds - Saw action in win at Tennessee off the bench - Hit a jumper in win over Auburn
15		PJ DOZIER - So. - G - 6-6 - 205 - Columbia, S.C. MIN PTS RBS AST FG% 3FG% FT% 26.2 13.6 4.5 2.8 41.5 38.7 69.4	- 16 points, 5 rebounds and 3 assists in home win vs. Ole Miss - 10 points, including clutch lay-up late, in home win vs. Florida/12.8 ppg in SEC games - Missed the Kentucky game due to back spasms - Returned vs. Auburn, but was in early foul trouble and played just 11 minutes, 4 assists - Seven points with five rebounds at Mizzou
20		JUSTIN MCKIE - Sr. - G - 6-4 - 204 - Columbia, S.C. MIN PTS RBS AST FG% 3FG% FT% 20.4 5.0 2.7 1.7 38.1 32.6 57.9	- Big vs. Seton Hall, hit two clutch free throws with 31 seconds on the clock to tie the game; scored 9 points with 2 steals, converting both steals into points - Dished a team high four assists at Kentucky - Scored a career high 13 points with four assists and a steal vs. Auburn - Hit a 3, and pulled down three rebounds to go along with two assists at Mizzou
21		MAIK KOTSAR - Fr. - F - 6-10 - 245 - Tallin, Estonia MIN PTS RBS AST FG% 3FG% FT% 23.8 6.9 5.6 0.8 51.6 0.0 46.9	- 5 points, 9 rebounds in 26 minutes vs. Florida - Four points, an assist and steal at Kentucky - 8 points and 8 rebounds with two assists and a steal in win over Auburn - 6 rebounds with two assists in a season high 32 minutes at Mizzou
23		EVAN HINSON - Fr. - G - 6-4 - 238 - Deltona, Fla. MIN PTS RBS AST FG% 3FG% FT% 3.0 0.0 0.7 0.3 0.0 0.0 0.0	- Averaged 23.5 points, 6.8 rebounds and 4.7 assists per game as a junior when he was named the Daytona Beach News-Journal's Player of the Year on the hardwood - Also a member of the Carolina football team, playing tight end - Joined the basketball team following the Birmingham Bowl - Pulled down two rebounds in win over Auburn
24		SEDEE KEITA - Fr. - F - 6-9 - 240 - Philadelphia, Pa. MIN PTS RBS BLK FG% 3FG% FT% 11.8 1.4 2.4 0.4 25.0 0.0 50.0	- Was sidelined during preseason camp due to a wrist injury - Pulled down seven rebounds with two steals in 25 minutes at Memphis - 5 rebounds and a block in 10 minutes in win at Tennessee - Pulled down three rebounds with two steals at Kentucky
25		CHRISTIAN SCHMITT - Fr. - G - 6-0 - 175 - Mars, Pa. MIN PTS RBS AST FG% 3FG% FT% 1.7 0.0 0.0 0.0 0.0 0.0 0.0	- Walk-on who joined the Gamecocks this fall - Averaged 12.0 points, 3.0 rebounds and 5.0 assists per game during senior season at Mars Area High - Saw action vs. SC State and Lander
30		CHRIS SILVA - So. - F - 6-9 - 223 - Libreville, Gabon MIN PTS RBS BLK FG% 3FG% FT% 19.0 9.6 6.1 1.7 57.0 0.0 75.3	- Leads the team and is among SEC leaders with 1.7 blocks per game - Key in second half in win vs. Florida, scoring 11 points in the set, playing 13 minutes in the half despite foul trouble - 16 points, perfect 8-of-8 from the foul line in win vs. Auburn/11.1 ppg in SEC games - 7 points and 6 rebounds in just 16 minutes at Mizzou due to foul trouble
31		JARRELL HOLLIMAN - R-Jr. - F - 6-7 - 206 - Alpharetta, Ga. MIN PTS RBS AST FG% 3FG% FT% 6.5 0.6 0.8 0.2 42.9 0.0 1.000	- R-junior forward who saw action in four contests last season - Career high 14 minutes in opener vs. La Tech, scoring first points of his career, finishing with four points and an assist - Collected a rebound vs. Holy Cross in 12 minutes off the bench
34		JOHN RAGIN - So. - G - 6-2 - 177 - Eastover, S.C. MIN PTS RBS AST FG% 3FG% FT% - - - - - - -	- Saw action in four contests before an illness sidelined him for the final 11 games of the season - Tallied two points in home win vs. Francis Marion (Dec. 30)

INTERVIEW POLICIES

All interview requests must be made in advance to SID Emily Miles in the South Carolina Media Relations Office. Beginning with the start of practice in October, Miles will release a weekly coach and student-athlete availability schedule to media on Mondays.

Post-Game Interview Policy: After each home game, the visiting coach will address the media first, followed by South Carolina student-athletes then South Carolina head coach Frank Martin. (Depending on deadline, this may be altered on a game-by-game basis).

Road Interview Policy: Interviews with Coach Martin and Gamecock student-athletes while on the road will be scheduled according to the home post-game media procedure.

All interviews are to be coordinated through the Media Relations Office. This allows the staff to arrange the interview when it best suits the student-athlete's and the reporter's schedules. Please contact the Media Relations Office in advance to make your interview requests. Media are not permitted to contact student-athletes on their own at any time.

All interviews will take place at the designated media interview site for that day as listed in the weekly availability schedule or in the Media Relations Office.

Dormitory, apartment and cell phone numbers for student-athletes will not be provided to the media. Should you need to conduct a telephone interview with a student-athlete, a call will be placed to you from the student-athlete at a mutually agreeable time.

SOUTH CAROLINA MEDIA RELATIONS

Emily Miles, primary contact

Associate Director

cell: 803-727-3284

e-mail: efeeneey@mailbox.sc.edu

Twitter: @EmilyMiles_SID

Website: www.GamecocksOnline.com

Facebook: www.Facebook.com/GamecockMBB

Twitter: @GamecockMBB

Instagram: @GamecockMBB

STAT COMPARISON

	SC	LSU	NCAA Rank
Record	17-4	9-11	28/224
Conference Record	7-1	1-7	-
Current Streak	W2	L7	-
Scoring Avg.	71.7	75.2	226/145
Opponent Scoring Avg.	60.8	80.7	6/327
Scoring Margin	+11.0	-5.4	35/294
Field Goal %	.422	.458	279/108
Opponent Field Goal %	.372	.461	5/290
3-Point Field Goal %	.365	.339	111/227
Opponent 3-Point Field Goal %	.254	.377	1/297
3-Point Field Goal Made PG	7.2	6.4	190/263
3-Point Field Goal Attempts PG	20.7	18.9	239/288%
Free Throw %	.700	.639	159/323
Opponent Free Throw %	.698	.685	-
Rebounding Avg.	37.3	37.2	127/140
Opponent Rebounding Avg.	34.5	37.9	-
Rebounding Margin	+2.9	-0.6	106/230
Turnovers Avg.	13.7	14.2	204/259
Opponent Turnover Avg.	17.0	12.7	8/233
Assists Avg.	13.6	13.7	175/167
Blocks Avg.	4.7	4.3	58/77
Steals Avg.	8.1	6.2	32/174

% indicates total attempts

NCAA stats games through Jan. 29

BY THE NUMBERS

5th

South Carolina ranks **fifth** nationally in field goal percentage defense (games through Jan. 29), allowing opponents to hit just 37.2% from the floor this season. That mark leads the SEC as well.

1st

Carolina ranks **first** in 3-point field goal percentage defense (25.4%) nationally. Carolina held Florida to 0-17 from 3-point range in the win on Jan. 18.

18.5%

Over the course of the last five games, Carolina opponents are averaging just 18.5% (17-92) from 3-point range. Kentucky accounts for eight of those made 3s.

17.0

The Gamecock defense is forcing **17.2** opponent turnovers per game (8th nationally). In league games, that number rises to 18.9 opponent turnovers per outing.

23-26

Over the course of the last five games, sophomore forward Chris Silva is 23-of-26 from the foul line. He was a perfect 8-of-8 in the win over Auburn from the line.

A SOUTH CAROLINA WIN WOULD ...

- Be the fifth Gamecock win at the Maravich Center and the first since Frank Martin's first-ever SEC win on J. 16, 2013, an 82-73 overtime victory
- Improve the Gamecocks' record in league play to 8-1, Carolina's best mid-way record in league action since the 1997 squad began the league season 11-0
- Improve Frank Martin's all-time record vs. the Tigers to 3-3
- Be Carolina's fourth SEC road win of the year, matching last season's win total on the road in league action

- Senior guard Sindarius Thornwell is currently tied in first place all-time with Gamecock greats BJ McKie and Melvin Watson for career starts with 116.

- Over the course of the last five games, Carolina has held its opponents to just 18.5% (17-92) from 3-point range. Ole Miss was 5-of-17 from 3, Florida did not hit a 3 (0-17), Kentucky connected on 8-of-20 (40.0%), Auburn hit just 3-of-21 (14.3%) attempts, and Missouri was 1-of-17 from beyond the arc.

- In league play, Carolina opponents are averaging 18.9 turnovers per contest.

- South Carolina currently leads the nation in 3-point field goal percentage defense, holding opponents to just 25.4 percent from beyond the arc this season.

- South Carolina leads the SEC in several defensive categories entering Wednesday's game at LSU. In overall games, Carolina is tops in scoring defense (60.8), FG% defense (37.2%) and 3-point FG% defense (25.4%), and is first in steals (8.1 per game). In strictly league games, Carolina is first in scoring defense (63.1), in FG% defense (39.3%), in 3-point FG% defense (24.4%) and first in steals (8.4 per game).

- South Carolina is 12-1 at home this season, averaging 75.2 points per game and hitting 43.6% from the field.

- The Gamecocks are 4-2 in away games this season (3-1 in SEC games), and average 66.7 points per game and have hit 39.3% from the field.

- South Carolina head coach Frank Martin is 83-79 (51.2) all-time in conference games.

- Martin is 23-32 (.418) against ranked opponents as a head coach. His teams have four wins over opponents ranked in the top five, and two wins over opponents who are ranked No. 1.

- South Carolina is in its 26th basketball season as a member of the Southeastern Conference. The Gamecocks are 162-254 (.389) all-time in SEC games.

- The Gamecocks currently rank 19th in the NCAA RPI (games through Jan. 30), which is third in the SEC behind Kentucky (8th) and Florida (9th).

- Eight different Gamecocks average at least 12 minutes per game, and seven different players provide at least five points per outing.

- A stellar offensive performance from the home team saw Carolina post a 98-69 win over Auburn at Colonial Life Arena on Jan. 24. The Gamecocks connected on 30 shot attempts in the game, including 15 3s, which marked the most 3s ever during the Frank Martin era, while it tied for the second-most in a game by Carolina all-time. Senior guard Duane Notice matched his career high with 27 points and six 3s, classmate Sindarius

Thornwell also matched his career high with five, and senior guard Justin McKie set a career high with three makes from beyond the arc.

- The Gamecocks continued their stifling defense in the win over Auburn, holding the Tigers to just 35.6% from the floor, and 14.3% from 3-point range.

- Despite a career high 34 points from senior guard Sindarius Thornwell, the Gamecocks couldn't overcome an early deficit and suffered their first loss of the SEC campaign on Jan. 21 at No. 5/5 Kentucky, 85-69. The Wildcats hit 58.3 percent of their attempts from the floor, and connected on eight 3s in the win. Carolina was also without sophomore guard PJ Dozier, who was unavailable for the game due to back spasms.

- R-sophomore guard TeMarcus Blanton scored a career high 12 points at UK. It was the first double-figure game of his career.

- UK's eight 3s in the game were the most by a Carolina opponent since Texas A&M connected on 11 on Jan. 7, and the second-most by an opponent this season.

- Behind 20 points from senior guard Sindarius Thornwell and an 11-point second half from sophomore forward Chris Silva, Carolina overcame hitting just 29.4 percent from the field to post a four-point victory over No. 19/21 Florida on Jan. 18 at Colonial Life Arena.

The 57-53 win over the Gators was the second straight for South Carolina over its former SEC East rival. The Gamecock defense was stifling, holding Florida to 35.2% from the field, and 0-17 from 3-point range. Thornwell would score 15 of his 20 in the second half.

- Carolina's win at Tennessee was the 200th of head coach Frank Martin's coaching career. He amassed a 117-54 record as head coach at Kansas State, and holds a mark of 84-66 in his fifth season at Carolina.

KEY STAT

South Carolina collects an assist on 54.5 percent of its made baskets this season and six different Gamecocks have at least 30 assists this year. Senior guard Sindarius Thornwell paces Carolina with 3.2 helpers per contest.

ASSOCIATED PRESS TOP 25

Jan. 30, 2016

Rk.	Team	Record	Pts.
1	Gonzaga (46)	22-0	1,594
2	Baylor (6)	20-1	1,504
3	Kansas (9)	19-2	1,503
4	Villanova (4)	20-2	1,479
5	Arizona	20-2	1,387
6	Louisville	18-4	1,237
7	West Virginia	17-4	1,101
8	Kentucky	17-4	1,083
9	Virginia	16-4	1,061
10	Wisconsin	18-3	1,058
11	UCLA	19-3	993
12	North Carolina	19-4	965
13	Oregon	19-3	863
14	Cincinnati	19-2	756
15	Florida State	18-4	727
16	Butler	18-4	717
17	Maryland	19-2	518
18	Saint Mary's	19-2	409
19	South Carolina	17-4	384
20	Notre Dame	17-5	363
21	Duke	16-5	339
22	Creighton	19-3	307
23	Purdue	17-5	264
24	Florida	16-5	213
25	Northwestern	18-4	106

Others receiving votes: SMU 69, Xavier 67, USC 29, Wichita St 8, Akron 5, Middle Tennessee 5, VCU 3, Virginia Tech 2, Illinois State 2, New Mexico State 2, Utah 1, Iowa State 1

ESPN/USA TODAY TOP 25

Jan. 30, 2016

Rk.	Team	Record	Pts.
1	Gonzaga (24)	22-0	785
2	Kansas (7)	19-2	749
3	Baylor	20-1	720
4	Villanova (1)	20-2	719
5	Arizona	20-2	672
6	Kentucky	17-4	583
7	Louisville	18-4	525
8	UCLA	19-3	518
9	Wisconsin	18-3	509
10	North Carolina	19-4	499
11	Virginia	16-4	470
12	West Virginia	17-4	457
13	Oregon	19-3	451
14	Cincinnati	19-2	360
15	Butler	18-4	328
16	Florida State	18-4	321
17	Maryland	19-2	253
18	Notre Dame	17-5	228
19	Saint Mary's	19-2	214
20	South Carolina	17-4	191
21	Duke	16-5	165
22	Creighton	19-3	159
23	Florida	16-5	137
24	Purdue	17-5	106
25	Xavier	15-6	97

Others receiving votes: Northwestern 73, SMU 33, USC 24, Miami 19, Middle Tennessee 9, UNC Wilmington 8, New Mexico State 7, Indiana 3, Nevada 3, Wichita St 3, Akron 1, Kansas State 1



SOUTHEASTERN CONFERENCE STANDINGS

As of Jan. 30

Team	Conference	Overall
Kentucky	7-1	17-4
South Carolina	7-1	17-4
Alabama	6-2	13-7
Florida	6-2	16-5
Arkansas	5-3	16-5
Georgia	4-4	13-8
Mississippi State	4-4	13-7
Tennessee	4-4	12-9
Auburn	3-5	14-7
Ole Miss	3-5	12-9
Texas A&M	3-5	11-9
Vanderbilt	3-5	10-11
LSU	1-7	9-11
Missouri	0-8	5-15

COACHES TELECONFERENCE

The weekly SEC men's basketball coaches teleconference will be held Monday, Jan. 2 and 16; Thursday, Jan. 26; Monday, Feb. 6, 20 and March 6. Media representatives wishing to participate in the teleconference should contact the SEC Communications Department for further details. Each coach will appear on the teleconference for seven minutes, according to the following schedule:

ORDER OF APPEARANCE

(All Times Eastern)

11:00 a.m.	Bryce Drew, Vanderbilt
11:07 a.m.	Mike White, Florida
11:14 a.m.	Frank Martin, South Carolina
11:21 a.m.	Mark Fox, Georgia
11:28 a.m.	Johnny Jones, LSU
11:35 a.m.	John Calipari, Kentucky
11:42 a.m.	Rick Barnes, Tennessee
11:49 a.m.	Mike Anderson, Arkansas
11:56 a.m.	Avery Johnson, Alabama
12:03 a.m.	Bruce Pearl, Auburn
12:10 a.m.	Andy Kennedy, Ole Miss
12:17 a.m.	Ben Howland, Miss. State
12:24 a.m.	Kim Anderson, Missouri
12:31 a.m.	Billy Kennedy, Texas A&M

In addition, the SEC men's basketball teams who make it to postseason will be on a teleconference on Monday, March 13 beginning at 10:00 a.m. CT.

All SEC basketball teleconferences can be listened to on the internet at www.secdigitalnetwork.com shortly after the conclusion of the teleconference.

CAROLINA BENCH PRODUCTION

GAME	SC-OPP	DIFF.	BENCH SCORER
La Tech	18-19	-1	Gravett, 7
Holy Cross	25-9	+16	McKie, 10
Monmouth	12-14	-2	McKie, 8
SC State	31-9	+22	Felder, 9
Michigan	7-15	-8	McKie, 5
vs. Syracuse	7-7	-	McKie, 3
Vermont	8-18	-10	Keita, 4
FIU	11-2	+9	Keita, 6
vs. Seton Hall	16-13	+3	Gravett, 11
at USF	13-14	-1	Felder, 11
Clemson	3-29	-26	Gravett, 2
Lander	37-25	+12	Felder, 20
at Memphis	18-7	+11	Felder, 10
at Georgia	9-8	+1	Gravett, 6
Texas A&M	19-12	+7	Felder, 19
at Tennessee	22-19	+3	Gravett, 12
Ole Miss	12-24	-12	Felder, 12
Florida	11-26	-15	Felder, 7
at Kentucky	21-23	-2	Blanton, 12
Auburn	23-33	-10	McKie, 13
at Missouri	22-8	+14	Felder, 13
at LSU			
Georgia			
Alabama			
at Mississippi State			
Arkansas			
at Vanderbilt			
at Florida			
Tennessee			
Mississippi State			
at Ole Miss			

SPECIALTY STATS

(PP) points in paint; (OT) points off turnovers; (2nd) second chance points; (FB) fast break points

(South Carolina-Opponent)

GAME	PP	OT	2ND	FB
La Tech	38-30	17-18	19-9	13-10
Holy Cross	30-20	12-9	13-4	14-4
Monmouth	24-26	10-13	12-17	0-10
SC State	44-12	23-9	28-4	14-4
Michigan	36-8	14-8	9-10	8-0
vs. Syracuse	30-8	11-11	9-10	8-3
Vermont	46-18	24-11	11-11	9-3
FIU	34-26	24-6	17-10	13-4
vs. Seton Hall	28-28	19-18	5-15	6-6
at USF	30-24	16-12	17-11	9-11
Clemson	36-33	10-10	18-13	6-15
Lander	40-24	15-7	16-7	23-14
at Memphis	14-32	9-13	5-6	3-10
at Georgia	38-18	18-9	13-7	8-5
Texas A&M	32-26	30-12	18-8	13-4
at Tennessee	26-22	19-21	6-11	17-6
Ole Miss	24-20	20-22	9-6	7-8
Florida	20-38	13-11	8-7	4-10
at Kentucky	38-36	18-18	14-9	12-6
Auburn	22-35	27-16	20-18	8-11
at Missouri	12-36	16-11	14-9	0-2
at LSU				
Georgia				
Alabama				
at Mississippi State				
Arkansas				
at Vanderbilt				
at Florida				
Tennessee				
Mississippi State				
at Ole Miss				
SC Total	642	365	281	195
SC Average	30.6	17.4	13.4	9.3
Opp Total	520	265	202	146
Opp Average	24.8	12.6	9.6	6.9

UNIVERSITY INFORMATION

Location..... Columbia, S.C.
 Founded..... 1801
 Enrollment..... 33,724
 Nickname..... Gamecocks
 Colors Garnet (PMS 202) and Black
 National Affiliation NCAA Division I
 Conference..... Southeastern (SEC)
 Athletics Web Address www.GamecocksOnline.com
 University Web Address..... www.sc.edu
 President Dr. Harris Pastides
 NCAA Representative Dr. Valinda Littlefield
 Athletics Director Ray Tanner
 Basketball Administrator/Chief Operating Officer..... Kevin O'Connell

BASKETBALL STAFF/INFORMATION

Head Coach Frank Martin
 Alma Mater Florida International, '93
 Record At South Carolina/Seasons 87-67 (.564), 5th season
 Overall Record/Seasons 204-121 (.627), 10 season
 Assoc. Head Coach/Recruiting Coord. Matt Figger (Eastern Kentucky, '95)
 Assistant Coach Perry Clark (Gettysburg, '74)
 Assistant Coach Bruce Shingler (St. Augustine's College, '05)
 Director of Basketball Operations Andy Assaley (Cincinnati, '96)
 Strength & Conditioning Coach..... Scott Greenawalt (Muskingum College, '98)
 Athletic Trainer Mark Rodger (Buffalo, '01)
 Video Coordinator Jay Gibbons (Clayton State, '03)
 Student-Athlete Development Doug Edwards (Florida State, '07)
 Student Assistant Coach Brian Steele (South Carolina, '16)
 Graduate Student Manager Ryan McIntyre (West Virginia, '16)
 Director of Social Media Dushawn Davis (Coastal Carolina, '11)
 Special Assistant to the Head Coach..... Jarett Gerald (South Carolina, '11)
 Associate Media Relations Director..... Emily Miles (Ball State, '03)
 Home Arena..... Colonial Life Arena
 Capacity 18,000
 Arena General Manager..... Sid Kenyon
 Press Row Phone Number 803-777-6182

BASKETBALL HISTORY

First Year of Basketball..... 1908
 All-Time Record..... 1,384-1,216-1 (.531)
 Overall Postseason Record 26-19
 NCAA Tournament Appearances..... 8 (1971, 1972, 1973, 1974, 1989, 1997, 1998, 2004)
 NCAA Tournament Record..... 4-9
 Last NCAA Tournament Appearance 2004, L vs. Memphis, 59-43
 NIT Appearances 11 (1969, 1975, 1978, 1983, 1991, 1996, 2001, 2002, 2005, 2006, 2009, 2016)
 NIT Record 22-10
 Last NIT Appearance 2016, L vs. Georgia Tech, 83-66
 Conference Championships/Titles.....
 SoCon Regular Season (1927, 1933, 1934, 1945); SoCon Tournament
 Champion (1933); ACC Regular Season (1970);
 ACC Champion (1971); SEC Regular Season (1997); SEC East Division
 Co-Champions (2009)

MEDIA RELATIONS

Associate Media Relations Director/Men's Basketball Emily Miles
 Miles' email efeeney@mailbox.sc.edu
 Miles' office phone 803-777-7743
 Miles' cell phone 803-727-3284
 Miles on Twitter..... @EmilyMiles_SID
 Website GamecocksOnline.com

SCOUTING LSU

- The Tigers are led by head coach Johnny Jones in his fifth season in Baton Rouge.
 - LSU is 9-11 on the year, which includes a 1-7 mark in SEC games.
 - The Tigers' SEC win came at Missouri on Jan. 4. LSU enters Wednesday's game vs. South Carolina having lost seven in a row, most recently a 77-64 decision at Texas Tech in the SEC/Big 12 Challenge.
 - Three average double-figure points for the Tigers, led by sophomore guard Antonio Blankeney's 16.4 per game. He also paces the squad in league play with 15.5 points per outing.
 - Duop Reath (13.8) and Brandon Sampson (10.3) also provide double-digit scoring.
 - Blankeney led LSU in the matchup at Texas Tech, scoring 23 points, while also pulling down five rebounds in 36 minutes.
 - The Tigers own an 8-4 record in non-conference games this season.
 - LSU is 7-4 in home games this year.



LSU SERIES

South Carolina leads the all-time series vs. LSU, 16-15, but the Tigers own an 8-4 upperhand in games played in Baton Rouge. The last Gamecock road win in the series came in Frank Martin's first-career SEC win, an 82-73 overtime victory at the Maravich Center on Jan. 16, 2013. South Carolina won last season's meeting in Columbia, 94-83, but LSU had won the previous three matchups. Below is a breakdown of the series, and a look at the last 10 meetings between the two schools:

LOUISIANA STATE (16-15)

H: 7-8; A: 4-8; N: 4-0

Date	Home	Away	Score	Result
M. 13, 2008	N		77-73	W
J. 14, 2009	A		68-85	L
J. 13, 2010	H		67-58	W
F. 2, 2011	A		64-56	W
F. 18, 2012	H		58-68	L
J. 16, 2013	A		82-73 (OT)	W
F. 14, 2013	H		46-64	L
J. 11, 2014	H		68-71	L
J. 28, 2015	A		58-64	L
F. 10, 2016	H		94-83	W

OVER THE COURSE OF THE LAST FIVE GAMES...

- The Gamecocks are 4-1 over the course of the last five games, with the lone loss in the stretch coming against Kentucky on Jan. 21.
 - As a team, Carolina is averaging 38.7 percent from the field (109-282), and holding opponents to 38.6 percent (105-272).
 - Senior guard Sindarius Thornwell is averaging a team best 20.4 points, 7.6 rebounds and 1.8 steals per game during the stretch.
 - Thornwell and rookie forward Maik Kotsar are both averaging 2.4 offensive rebounds per game during the stretch.
 - Sophomore forward Chris Silva is averaging 10.6 points and 6.4 rebounds per game during the stretch.
 - Silva has hit 23-of-26 from the charity stripe during the stretch, a stellar 88.5%.
 - The Gamecocks have collected an assist on 57.8 percent of its made baskets.
 - Carolina is averaging 7.6 made 3s per game, compared to just 3.4 per game by its opponents.
 - The Gamecocks are out-scoring their opponents by 7.6 points per game.

SILVA EMERGING AS CONSISTENT OFFENSIVE THREAT

Sophomore forward Chris Silva has emerged as a consistent offensive threat this season. The Libreville, Gabon, native has set a new career high in scoring three different times this season, including in the Jan. 14 win over Ole Miss, scoring a career best 16 points, while matching his career high with 11 rebounds. Silva has hit 57.0 percent of his shot attempts this season (69-121), and is also hitting 75.3 percent (64-85) at the foul line. His rebounds per game average (6.1) is almost two more than his freshman season, and his 36 blocks this season are already eight more than he had in all of 2015-16. Below is a quick breakdown of some key numbers from his rookie to sophomore campaigns:

	Freshman	Sophomore	Note
FG%	48.2%	57.0%	was 4-of-5 from the floor vs. Auburn
FT%	60.9%	75.3%	was 8-of-8 from the line vs. Auburn
Points per game	5.4	9.6	10.6 per game over the last 5 games
Rebounds per game	4.5	6.1	career high 11 vs. Ole Miss on Jan. 14
Blocks per game	0.9	1.7	career high 5 vs. FIU on Dec. 4

BY THE NUMBERS

1.7 - Sophomore forward Chris Silva is averaging 1.7 blocks per game this season, which ranks seventh in the SEC and 62nd nationally.

1.8 - PJ Dozier's 1.8 steals per game is second on the team and ranks fifth in the SEC and 87th nationally. Dozier has five games this season with at least three steals, and collected a season high four steals vs. FIU.

2.3 - Senior guard Sindarius Thornwell is averaging 2.3 steals per game this season, including a league leading 3.0 per game during SEC play.

2.982 - The Gamecocks excelled in the classroom during the fall semester, as the team posted a cumulative GPA of 2.982.

5+ - Senior guard Sindarius Thornwell dished a team high five assists in the win over Auburn on Jan. 24, marking the 26th game of his career with five or more helpers.

6 - South Carolina committed just six turnovers in the win vs. A&M on Jan. 7, trying for the fewest in the Frank Martin era.

500 - Sophomore guard PJ Dozier tallied the 500th point of his career in the Jan. 28 win at Missouri.

8-8 - Sophomore forward Chris Silva was a perfect 8-of-8 from the charity stripe in the win over Auburn on Jan. 24.

13 - South Carolina's 13 steals vs. FIU on Dec. 4 marked a season high in the category, surpassing the previous high of 12 vs. Syracuse.

13 - Senior guard Justin McKie scored a career high 13 points in the win over Auburn on Jan. 24. He hit 5-of-7 from the floor, including a career best 3-of-4 from range.

14-15 - Senior guard Sindarius Thornwell set new career highs when he hit 14 free throws on 15 attempts at Kentucky on Jan. 21. Thornwell missed his first free throw of the game, and went on to finish 14-14 from the line the rest of the way.

16 - Sophomore forward Chris Silva scored a career high 16 points in Carolina's win vs. Ole Miss on Jan. 14.

23-26 - Sophomore forward Chris Silva has hit 23-of-26 from the free throw line over the course of the last five games.

23 - South Carolina dished a season high 23 assists in the Jan. 24 win over Auburn. It is the third-most ever during the Frank Martin era.

25 - The 25 turnovers by Texas A&M were an opponent high this season. It was the most turnovers in a game by a Carolina opponent since SE Louisiana committed 26 turnovers on Dec. 21, 2011.

28 - Dozier's 29 made 3s this season are 19 more than his total of 10 from his rookie campaign.

34-2 - Over the course of the last two seasons, the Gamecocks are 33-2 in games when leading at the half. Carolina was 20-1 last season when leading at the half, and 14-1 this season when holding the edge at the break.

34 - Senior guard Sindarius Thornwell scored a career high 34 points in the contest at Kentucky on Jan. 21. It marked the first 30-point game of his career.

42 - South Carolina has out-scored its opponent in points in the paint in 42 of the last 55 games dating back to last season. The Gamecocks are 37-5 in those games, including a 13-2 mark this season when scoring more points in the paint than its opponent.

54.5% - South Carolina collects an assist on 54.5 percent of its made baskets this season (285/522).

60.8 - South Carolina ranks sixth in the country and leads the SEC in scoring defense, as opponents are averaging just 60.8 points per game this season.

62 - The senior trio of Sindarius Thornwell (22), Duane Notice (27) and Justin McKie (13) accounted for 62 points in the Carolina win over Auburn on Jan. 24.

98 - South Carolina's 98 points scored vs. Auburn marked the third-most ever scored in an SEC game and the most ever scored during the Frank Martin era.

116 - Senior guard Sindarius Thornwell currently ranks tied for first all-time in career games started in the Garnet and Black at 116. Thornwell is tied with Gamecock greats Melvin Watson and BJ McKie for first all-time in the category.

168 - Senior guard Sindarius Thornwell now ranks in the top 10 in career steals at Carolina with 168, including 35 this season.

173 - South Carolina is 173-80 all-time at Colonial Life Arena, including an 12-1 mark this season.

300 - Senior guard Duane Notice collected the 300th assist of his career at Memphis on Dec. 30.

571 - Sindarius Thornwell ranks fourth among active players in the SEC with 571 career rebounds.

1,241 - Senior guard Duane Notice ranks 26th all-time at Carolina with 1,241 points. He is 10 points away from surpassing Lee Collins (1,250) for 25th all-time.

1,568 - Senior guard Sindarius Thornwell ranks seventh all-time at Carolina with 1,568 career points. He needs 19 points to surpass Mike Dunleavy (1,586) for sixth all-time. Thornwell is just the 10th Gamecock to score at least 1,500 points during his career.

2,809 - Senior guards Duane Notice and Sindarius Thornwell have combined to score 2,809 points during their time in the Garnet and Black.

UP NEXT

South Carolina hosts Georgia on Saturday for Legends Weekend at Colonial Life Arena. Tip time vs. the Bulldogs is set for 2 p.m. ET on ESPN2. Fans are encouraged to wear white to help "White Out" the arena for the matchup. The Gamecocks posted a 67-61 win over UGA in the SEC opener on Jan. 4 in Athens. Beth Mowins (pxp) and Dalen Cuff (analyst) will have the call.

LEGENDS WEEKEND SET FOR FEB. 3-4

The 2017 Legends Weekend will be held Feb. 3-4 in Columbia. Weekend events will celebrate all Gamecock Legends, and highlight the 20th anniversary of the 1997 SEC championship team. The championship squad will be honored at halftime of the South Carolina versus Georgia contest, set for 2 p.m. ET, on Saturday, Feb. 4. The annual event begins on Friday evening with a reception in downtown Columbia, and continues on Saturday morning when the Legends attend shoot around before a Tip-Off Club Brunch honoring the group. An autograph session will be held pre-game with members of the 1997 SEC championship team on the concourse at Colonial Life Arena, before Carolina hosts Georgia at 2 p.m. The 1997 championship team will be highlighted in a halftime celebration on the court.

THE DEFENSE

South Carolina is making headlines this season for its tenacious defense, which has held 13 of 20 opponents to below 40% from the floor. The Gamecocks have ranked among the top 25 in the nation in field goal percentage defense at the conclusion of the last two seasons - 13th in 2014-15 when opponents hit 38.7%, and 25th in 2015-16 when opponents hit 39.7% - while Carolina currently ranks fifth nationally (opponent field goal percent of 37.2%) in the category this season.

CREMINS NAMED SEC LEGEND

The Southeastern Conference released its 2017 Allstate® SEC Basketball Legends on Jan. 20, and it was announced that Gamecock great Bobby Cremins has been selected as South Carolina's representative this season. Cremins was the starting point guard for Carolina where he played from 1967-1970. He was captain of the 1969-70 team that went 25-3 and captured the ACC regular-season title with an undefeated 14-0 mark in league games. Cremins was an assistant at South Carolina for legendary head coach Frank McGuire following his playing career, before he became a college head coach at Georgia Tech, Appalachian State and College of Charleston. Cremins led his teams to 18 post-season appearances, including 11 NCAA Tournament berths.

CAROLINA TRENDS UNDER MARTIN

Gamecock trends under Frank Martin ...

- South Carolina is 54-34 when posting at least six made 3s in a game.
 - South Carolina posted a season high 15 made 3s in the win over Auburn on Jan. 24.
- South Carolina is 70-25 when scoring more points in the paint than its opponent.
 - The Gamecocks out-scored Syracuse 30-8 in points in the paint in the upset win at the Barclays Center on Nov. 26.
- South Carolina is 74-31 when holding its opponents to under 45 percent from the field.
 - South Carolina held Michigan to 19.2% from the field on Nov. 23.
- South Carolina is 69-28 when out-rebounding its opponent.
 - The Gamecocks out-rebounded Ole Miss 42-32 in the Jan. 14 win over the Rebels.

DOZIER NUMBERS

South Carolina sophomore guard PJ Dozier has tallied double-digit points in 13 games this season, including 16 in Carolina's win over Ole Miss on Jan. 14. Dozier also has 11 games with at least 15 points and he has scored 20 or more in six games. His field goal percentage of 41.5 percent (100-241) higher than last season's number of 38.1 percent (91-239) during his rookie campaign. Most notably is his accuracy from beyond the arc. Dozier connected on 10-of-47 attempts last season (21.3%), and has already surpassed his mark of made 3s 21 games into this season, hitting 29-of-75 attempts at 38.7 percent. He is also making a mark on the defensive end, matching for the team lead with 35 steals.

A LOOK BACK AT THE NON-CONFERENCE

South Carolina faced a tough non-conference slate in 2016-17, highlighted by four contests away from home, including two neutral site and two true away games. Carolina posted an 8-1 record at home during non-league action, with wins over La Tech, Holy Cross, Monmouth, SC State, Michigan, Vermont, FIU and Lander. Carolina posted a strong 64-50 neutral site win over Syracuse at the Barclays Center in Brooklyn, and also captured a road win at USF. Carolina's losses came in a three-point decision vs. Seton Hall at Madison Square Garden and a two-point home loss to Clemson before the break for the holiday. The final non-conference game of the regular season saw former Metro Conference foe Memphis post a 16-point win over Carolina at FedExForum. The Gamecocks concluded the non-conference slate at No. 50 in the NCAA RPI.

MISSOURI NOTABLES

- With his 116th career start tonight, Thornwell is now tied with BJ McKie (1996-99) and Melvin Watson (1995-98) for the most starts in program history.
- Thornwell is 26-for-27 (96 percent) from the free throw line in the team's last three games.
- Felder and Notice combined for six of the team's nine 3-pointers.
- Tonight's win was Carolina's first ever at Mizzou Arena.
- The Gamecocks have now held 10 opponents to 60 points or less this season.
- South Carolina improved to 14-1 this season when leading at halftime.

AUBURN NOTABLES

- Thornwell moved into seventh place on the all-time scoring list, surpassing Carlos Powell (1,541 points, 2001-05). The Lancaster, S.C. native, now has 1,552 career points after scoring 22 tonight.
- Thornwell also moved up on the career steals list to fifth all-time. With two steals vs. Auburn tonight, he passed BJ McKie (1996-99) and Michael Foster (1984-87) and now has 166 career takeaways.
- Tonight marked just the second time in four years South Carolina's senior trio of McKie, Notice and Thornwell scored in double-figures in the same game. The last time it happened was Dec. 1, 2014 vs. Marshall.
- Notice (6), Thornwell (5) and McKie (3) combined for 14 of the team's 15 3s.
- Notice led the team with 32 minutes and was the only player on both teams to log 30-plus minutes Tuesday night.
- The Gamecocks have now won 28 of their last 32 games at Colonial Life Arena.
- South Carolina improved to 13-1 this season when leading at halftime.

KENTUCKY NOTABLES

- Thornwell became the first Gamecock to score 30-plus in a game since Laimonas Chatkevicius had 30 in a win vs. High Point on March 15, 2016.
- Thornwell hit nine shots, including a pair of 3s, while he scored 18 points in a 10-minute stretch over the final 8:50 of the first half and first minute of the second half to help the Gamecocks pull within seven after trailing by as many as 17.
- Thornwell's 34 points were the most by an opponent at Rupp Arena since the 2013 SEC campaign.
- Thornwell went 14-of-15 (93 percent) from the free throw line. Both set new career-highs. Sophomore TeMarcus Blanton had a career-high 12 points off the bench. He went 5-for-6 from the field with two 3s in his first career game in double-figures.
- With the loss, Carolina falls to 3-1 vs. ranked foes this season.
- The Gamecocks outscored Kentucky in the paint 38-36. It's just the second loss (13-2) for Carolina when they are plus in the category this season.

FLORIDA NOTABLES

- South Carolina is 5-0 in league play for just the second time in school history.
- The Gamecocks are 11-1 at home this season and have won 27 of their last 31 at Colonial Life Arena.
- South Carolina has now held eight opponents to 60 points or less this season.
- Senior Sindarius Thornwell is now 18-22 (81.8 percent) from the free throw line this season in the final five minutes and overtime of games.
- Thornwell's 20-point outing was the 80th game of his career in double-figures and the 21st game of his career with 20-plus. The Lancaster, S.C., native is now 10th on the all-time scoring list for the Gamecocks with 1,496 career points.
- With the win tonight, The Gamecocks have now beaten Florida in consecutive outings for the first time since 2011.
- Carolina is 3-0 vs. ranked foes this season.

THORNWELL NAMED TO PRESEASON SQUAD

Senior guard Sindarius Thornwell was named to the Preseason All-SEC First Team on Thursday by the league's coaches. Thornwell enters the season as the league's high scorer for active players with 1,278 career points. This marks the third-straight season that Thornwell has garnered pre-season honors from the coaches, as he was named to the Preseason All-SEC Second Team prior to his sophomore and junior campaigns.

2016-17 SCHEDULE

South Carolina has an exciting schedule set for the 2016-17 campaign. The slate features 14 games, with 10 home contests, including one exhibition. Highlighting the non-conference portion of the schedule is the Gamecocks' participation in the Brooklyn Hoops Holiday Invitational, as well as a matchup versus Seton Hall in the Under Armour "Reunion" doubleheader at Madison Square Garden in mid-December. The Gamecocks will face eight teams that advanced to the postseason a year ago, with four of those NCAA Tournament participants, including Syracuse, which advanced to the Final Four.

GAMECOCKS CONCLUDE HISTORIC 2015-16 REGULAR SEASON

South Carolina concluded an historic regular season on March 5, 2015, with a 76-61 win on the road at Arkansas. That victory set the school record for regular-season wins at 24. The Gamecocks began the season 15-0, their best start since the 1933-34 campaign, and the 24 wins marked the most since the 1996-97 squad also posted 24 victories. In addition, South Carolina's 11 SEC wins marked the most since 1998, match the second-most ever by a Carolina team and marked just the fourth time that the Gamecocks had double-digit SEC wins in their 25 years in the league.

RECORD BOOK WATCH

GAMES STARTED

1. 116, Melvin Watson (1995-98)
- 116, BJ McKie (1996-99)
- 116, Sindarius Thornwell (2013-present)**
4. 111, Alex English (1973-76)
5. 108, Nate Davis (1974-77)
6. 107, Mike Doyle (1977-80)
7. 105, Mike Dunleavy (1973-76)
- 105, Jack Gilloon (1975-78)
9. 102, Tre' Kelley (2003-07)
- 102, Chuck Eidson (2000-03)
- 102, Brad Jergenson (1981-84)

POINTS SCORED

1. 2119, BJ McKie (1996-99)
2. 1972, Alex English (1973-76)
3. 1910, John Roche (1969-71)
4. 1901, Devan Downey (2007-10)
5. 1745, Jimmy Foster (1981-84)
6. 1586, Mike Dunleavy (1973-76)
- 7. 1568, Sindarius Thornwell (2013-present)**
8. 1541, Carlos Powell (2001-05)
9. 1521, Jim Slaughter (1948-51)
10. 1505, Art Whisnant (1960-62)

FREE THROWS MADE

1. 672, BJ McKie (1996-99)
2. 578, John Roche (1969-71)
3. 567, Art Whisnant (1960-62)
- 4. 443, Sindarius Thornwell (2013-present)**
5. 389, Jimmy Foster (1981-84)
6. 382, Lee Collins (1953-56)
- 382, Kevin Joyce (1971-73)

8. 356, Mike Dunleavy (1973-76)
9. 355, Devan Downey (2007-10)
10. 351, Joe Smith (1952-55)

3-POINT FIELD GOALS MADE

1. 264, Jamel Bradley (1999-2002)
2. 215, BJ McKie (1996-99)
- 3. 191, Duane Notice (2013-present)**
4. 174, Devan Downey (2007-10)
5. 169, Brenton Williams (2011-14)
6. 167, Tre' Kelley (2004-07)
- 7. 155, Sindarius Thornwell (2013-present)**
8. 152, Larry Davis (1996-97)
9. 147, Brandis Raley-Ross (2006-10)
10. 139, Jo Jo English (1989-92)

3-POINT FIELD GOALS ATTEMPTED

1. 686, Jamel Bradley (1999-2002)
2. 554, BJ McKie (1996-99)
- 3. 519, Duane Notice (2013-present)**
4. 503, Devan Downey (2007-10)
- 503, Tre' Kelley (2004-07)
- 6. 442, Sindarius Thornwell (2013-present)**
7. 415, Larry Davis (1996-97)
8. 410, Brenton Williams (2011-14)
9. 403, Aaron Lucas (1999-2002)
10. 396, Brandis Raley-Ross (2006-10)

3-POINT PCT. (Min. 50 made)

1. .466 (117-251), Brent Price (1988-89)
2. .412 (169-410), Brenton Williams (2011-14)
3. .410 (102-249), Bryce Sheldon (2006-07)
4. .396 (131-330), Evaldas Baniulis (2006-10)
5. .388 (215-554), BJ McKie (1996-99)
6. .385 (264-686), Jamel Bradley (1999-2002)
7. .376 (139-370), Jo Jo English (1989-92)
8. .371 (147-396), Brandis Raley-Ross (2006-10)
- 9. .368 (191-519), Duane Notice (2013-present)**
10. .366 (152-415), Larry Davis (1996-97)

STEALS

1. 277, Devan Downey (2007-10)
2. 272, Chuck Eidson (2000-03)
3. 223, Barry Manning (1988-92)
4. 194, Melvin Watson (1995-98)
- 5. 168, Sindarius Thornwell (2013-present)**
6. 165, BJ McKie (1996-99)
- 165, Michael Foster (1984-87)
8. 152, Jamie Watson (1991-94)
9. 142, Tarence Kinsey (2003-06)
10. 141, Carlos Powel (2001-05)

LAST SEASON VS. LSU

GAME 24 - CAROLINA 94, LSU 83 FEB. 10, 2016/COLONIAL LIFE ARENA

COLUMBIA, S.C. - The 20th-ranked South Carolina men's basketball team finds itself in a tie for first place in the SEC after picking up a big home win Wednesday night over LSU, 94-83. Both offenses locked horns in the second half, but 14 second-half points from Michael Carrera and a game-high 24 points from Sindarius Thornwell made the difference as the team remained unbeaten on its home court.

The Gamecocks (21-3, 8-3 SEC) took a big hit early after Carrera picked up two fouls in the first 90 seconds of the game. With the senior forced to watch from the bench, Carolina relied on the trio of Thornwell, Duane Notice and Mindaugas Kacinas to carry them against the Tigers.

LSU (15-9, 8-3) held an early 5-4 lead after a 3 from Antonio Blakeny, but a key turnover sparked a 10-2 run that swung the half in favor of the home side. Holding on to an 8-7 lead with 16:04 to play, Mindaugas Kacinas hit a corner three to push it to a two-possession advantage. As the Tigers went to push the ball up the court off the inbounds pass, Duane Notice snagged a steal and found the ball again after a few passes around the perimeter, hitting another 3 for the team's biggest lead of the half at 14-7.

Four straight missed field goals from the Gamecocks helped LSU claw back to 20-all just five minutes later. When it ran its offense, LSU seemingly could not miss in the opening 13 minutes of action. In that span, the Tigers made 5-of-8 3s and shot 9-of-15 overall to overcome six turnovers.

The Gamecocks were able to push back ahead by five, 34-29, after a jumper for Notice. That two-possession advantage would hold for the remainder of the period, as both teams felt the bite from fouls and lost key players. Including Carrera's early exit, eight of the game's 10 starters sat meaningful minutes and the offenses would bear the brunt of it. LSU would make just 2-of-12 shots in the final six minutes, Carolina 2-of-6.

Thornwell led the Gamecocks with 11 first-half points and the team shot 42 percent from the field. The Tigers made a nearly identical percentage from the field, but hit just 5-of-14 shots at the free throw line. They made up for that with six 3s, despite entering the night averaging just 6.2 per game as a team.

Ben Simmons tore out of the locker room and scored his team's first seven points out of the break, but the Gamecocks answered back with a group effort. Carrera hit a 3 to start Carolina's scoring for the half, and Notice knocked down a pair from deep to immediately answer baskets from LSU. Behind Simmons and a pair of 3s from Keith Hornsby, though, the Tigers brought the game even again at 58 with 11 minutes to go, and Carolina began to feel the lingering effects from the first-half fouls.

Just past the halfway point in the second half, Kacinas, Chris Silva and Laimonas Chatkevicius all sat with four fouls and Carrera and PJ Dozier were stuck with three. The fouls forced Carolina to dig deep into its bench, with Jamall Gregory, Raymond Doby and Eric Cobb pressed into service in a tight game.

Doby came through with a big stretch when the team needed him most, first by picking off a passing and lobbing it ahead to a streaking Dozier. He added a pair of free throws on the next possession, and converted a three-point play after that to help the Gamecocks hang on to a 72-66 lead with seven minutes to play.

His efforts came in a span of divine basketball from both sides. The Gamecocks hit six-straight shots over a span of three minutes, and the Tigers countered with four straight in the same span. Of those six Carolina field goals, three would be successful three-point plays. Both teams would take their best shot at the same time, and the Gamecocks weathered it to hold an 82-78 lead with two minutes to play.

Still holding the crucial two-shot lead (85-81) with a minute left in regulation, it would be up to the home side's press break and free throw shooting to close out the win. It would execute to near-perfection, forcing two turnovers in the final 35 seconds and making 9-of-10 free throws down the stretch to seal the key win.

GAME 24



Official Basketball Box Score - Game Totals - Final Statistics
LSU vs South Carolina
2/10/16 7 p.m. ET at Columbia, S.C. (Colonial Life Arena)

LSU 83 • 15-9, 8-3 SEC

#	Player	Total		3-Ptr		Rebounds		PF	TP	A	TO	Blk	Stl	Min			
		FG	FGA	FG	FGA	FT	FTA								Off	Def	Tot
25	SIMMONS, Ben	8	12	0	0	4	9	2	4	6	4	20	6	2	2	32	
32	VICTOR II, Craig	1	4	0	0	4	4	2	3	5	5	6	2	0	2	25	
02	BLAKENY, Antonio	8	14	4	6	2	4	1	1	2	2	22	0	3	0	36	
04	HORNBSBY, Keith	5	11	3	7	1	2	1	4	5	4	14	3	1	0	37	
55	QUARTERMAN, Tim	2	7	0	5	3	4	2	4	6	5	7	3	3	0	31	
00	SAMPSON, Brandon	0	2	0	1	0	0	0	0	0	0	0	1	0	0	3	
03	ROBINSON III, Elbert	1	1	0	0	0	0	0	0	0	0	2	0	0	0	3	
05	GRAY, Josh	2	6	0	0	1	0	0	0	2	4	1	1	0	0	9	
15	PATTERSON, Jalyn	2	2	2	2	0	0	1	1	2	6	0	0	0	0	5	
20	BRIDGEWATER, Brian	0	2	0	0	2	2	2	0	2	1	2	0	1	0	8	
21	EPPS, Aaron	0	0	0	0	0	0	1	1	3	0	0	0	1	0	11	
	Team					3	2	5				1					
	Totals	29	61	9	21	16	28	13	20	33	30	83	16	12	5	4	200

FG % 1st Half:	12-28	42.9%	2nd half:	17-33	51.5%	Game:	29-61	47.5%	Deadball Rebounds:	5.3
3FG % 1st Half:	6-14	42.9%	2nd half:	3-7	42.9%	Game:	9-21	42.9%		
FT % 1st Half:	5-14	35.7%	2nd half:	11-14	78.6%	Game:	16-28	57.1%		

South Carolina 94 • 21-3, 8-3 SEC

#	Player	Total		3-Ptr		Rebounds		PF	TP	A	TO	Blk	Stl	Min			
		FG	FGA	FG	FGA	FT	FTA								Off	Def	Tot
24	CARRERA, Michael	6	9	1	2	3	4	2	4	6	3	16	0	0	1	20	
25	KACINAS, Mindaugas	2	5	1	1	1	2	2	4	6	5	6	2	1	0	27	
30	SILVA, Chris	2	3	0	0	1	3	2	3	5	5	0	2	0	0	11	
00	THORNWELL, Sindarius	6	15	1	5	11	14	1	5	6	1	24	5	3	1	36	
15	DOZIER, PJ	5	11	0	2	2	2	0	1	1	4	12	3	0	0	19	
01	STROMAN, Marcus	0	0	0	0	3	4	0	3	3	0	3	1	0	0	12	
02	DOBY, Raymond	1	2	0	0	3	3	0	0	0	1	5	1	1	0	7	
04	GREGORY, Jamall	1	2	0	0	1	1	2	1	2	3	1	0	1	18		
10	NOTICE, Duane	5	10	4	8	1	2	0	1	2	15	0	0	0	29		
14	CHATKEVICIUS, L.	2	5	0	1	2	2	1	3	4	4	6	1	1	1	20	
23	COBB, Eric	0	0	0	0	0	0	0	0	0	0	0	0	0	1		
	Team					4	0	4									
	Totals	30	62	7	19	27	36	12	24	36	26	94	16	9	3	8	200

FG % 1st Half:	13-31	41.9%	2nd half:	17-31	54.8%	Game:	30-62	48.4%	Deadball Rebounds:	6.2
3FG % 1st Half:	3-11	27.3%	2nd half:	4-8	50.0%	Game:	7-19	36.8%		
FT % 1st Half:	10-15	66.7%	2nd half:	17-21	81.0%	Game:	27-36	75.0%		

Officials: Pat Adams, Joe Lindsay, John Hampton
Technical fouls: LSU-None, South Carolina-None.
Attendance: 16009

Score by periods	1st	2nd	Total
LSU	35	48	83
South Carolina	39	55	94

Last FG - LSU 2nd-00:07, SC 2nd-00:04.
Largest lead - LSU by 2 1st-10:26, SC by 11 2nd-00:13.
LSU led for 00:46, SC led for 36:19. Game was tied for 02:55.

	In	Off	2nd	Fast
Points				
LSU	36	8	19	9
SC	38	16	7	11

Score tied - 6 times.
Lead changed - 4 times.

GAMECOCKS ANNOUNCE MARTIN'S MATH CLUB

The SC Education Oversight Committee (EOC) announced on Nov. 28 "Martin's Math Club," a partnership with University of South Carolina head men's basketball coach Frank Martin and the University of South Carolina Athletics Department. Martin, a former high school math educator, developed the project designed to help young people learn that math is fun and relevant in their daily lives. The inaugural "Martin's Math Club" contest will run from November 28, 2016-February 24, 2017. The contest provides the opportunity for teachers and students in grades Kindergarten through 8th grade to win two tickets to a Gamecock men's basketball home game. With assistance from SC math educators, the EOC published 18 standards-based lessons for K-8th grade that incorporate math and basketball. For more information visit helpwithmathsc.org.

NOTICE NOMINATED FOR NABC GOOD WORKS TEAM

University of South Carolina senior guard Duane Notice has been named a nominee for the Allstate NABC Good Works Team. It was announced by the National Association of Basketball Coaches (NABC) on Nov. 30. The team honors student-athletes for their outstanding community outreach. During his time at South Carolina Notice has been extremely involved in community outreach, spending time with several organizations such as: Harvest Hope Food Bank, Special Olympics, Palmetto Health Children's Hospital, Boy Scouts, the Dorn V.A. Medical Center in town, Ronald McDonald House, the Richland County Sheriff's Department, Epworth Children's Home and Brookland Baptist Church to name a few. Also of note, Notice and his teammates spent time volunteering with the Red Cross Flood Relief during the historic flooding in Columbia in October 2015, making care packages of food and personal hygiene products for families who had been devastated by the flooding. Members of the Allstate NABC Good Works Team® will be invited by Allstate, an official corporate partner of the NCAA, to the 2017 NABC Convention and 2017 NCAA Men's Final Four® in Phoenix, where they will participate in a community service project benefitting the city. More information about the Allstate NABC Good Works Team® is available at www.nabc.org.

ROSTER BREAKDOWN

Returning Starters (2)

Duane Notice
Sindarius Thornwell
**based on final game of 2015-16 season*

Returning Letterwinners (8)

TeMarcus Blanton
PJ Dozier
Jarrell Holliman
Justin McKie
Duane Notice
John Ragin
Chris Silva
Sindarius Thornwell

Guards (12)

Tommy Corchiani
Rakym Felder
Evan Hinson
PJ Dozier
John Ragin
TeMarcus Blanton
Hassani Gravett
Kory Holden
Justin McKie
Duane Notice
Christian Schmitt
Sindarius Thornwell

Forwards (6)

Khadim Gueye
Sedee Keita
Maik Kotsar
Chris Silva
Ran Tut
Jarrell Holliman

By Height

Christian Schmitt (6-0)
Rakym Felder (6-1)
Tommy Corchiani (6-1)
Hassani Gravett (6-1)
Kory Holden (6-1)
John Ragin (6-2)
Duane Notice (6-2)
Evan Hinson (6-4)
Justin McKie (6-4)
TeMarcus Blanton (6-5)
Sindarius Thornwell (6-5)
PJ Dozier (6-6)
Jarrell Holliman (6-7)
Sedee Keita (6-9)
Chris Silva (6-9)
Ran Tut (6-9)
Maik Kotsar (6-10)
Khadim Gueye (7-0)

2016-17 SOUTH CAROLINA MEN'S BASKETBALL ROSTER

Alphabetical Roster

No.	Name	Pos.	Ht.	Wt.	Cl.	Exp.	Hometown/High/Last School
5	TeMarcus Blanton	G	6-5	206	R-SO	1VL	Locust Grove, Ga./Luella
13	Tommy Corchiani	G	6-1	173	FR	HS	Raleigh, N.C./Ravenscroft High School
15	PJ Dozier	G	6-6	205	SO	1VL	Columbia, S.C./Spring Valley
4	Rakym Felder	G	5-10	210	FR	HS	Brooklyn, N.Y./Lincoln High School
2	Hassani Gravett	G	6-1	183	SO	TR	Villa Rica, Ga./Alexander/Pensacola State College
12	Khadim Gueye	F	7-0	235	FR	HS	Dakar, Senegal/Bradenton, Fla./Victory Rock Prep
23	Evan Hinson	G	6-4	240	FR	HS	Deltona, Fla./Deltona
1	Kory Holden	G	6-1	181	JR	2VL/TR	Salisbury, Md./J.M. Bennett/Delaware
31	Jarrell Holliman	F	6-7	206	R-JR	2VL	Alpharetta, Ga./Alpharetta/Elmhurst College
24	Sedee Keita	F	6-9	240	FR	HS	Philadelphia, Pa./22ft Basketball Academy
21	Maik Kotsar	F	6-10	245	FR	HS	Tallin, Estonia/Wichita, Kan./Sunrise Christian Academy
20	Justin McKie	G	6-4	204	SR	3VL	Columbia, S.C./Irmo
10	Duane Notice	G	6-2	225	SR	3VL	Woodbridge, Canada/St. Michael's/St. Thomas More (Oakdale, Conn.)
34	John Ragin	G	6-2	177	SO	1VL	Eastover, S.C./Cardinal Newman
25	Christian Schmitt	G	6-0	175	FR	HS	Mars, Pa./Mars Area High School
30	Chris Silva	F	6-9	223	SO	1VL	Libreville, Gabon/Roselle (N.J.) Catholic
0	Sindarius Thornwell	G	6-5	211	SR	3VL	Lancaster, S.C./Oak Hill Academy
14	Ran Tut	F	6-9	210	JR	TR	Melbourne, Australia/Edison Academy/Monroe College

Numerical Roster

No.	Name	Pos.	Ht.	Wt.	Cl.	Exp.	Hometown/High/Last School
0	Sindarius Thornwell	G	6-5	211	SR	3VL	Lancaster, S.C./Oak Hill Academy
1	Kory Holden	G	6-1	181	JR	2VL/TR	Salisbury, Md./J.M. Bennett/Delaware
2	Hassani Gravett	G	6-1	183	SO	TR	Villa Rica, Ga./Alexander/Pensacola State College
4	Rakym Felder	G	5-10	210	FR	HS	Brooklyn, N.Y./Lincoln High School
5	TeMarcus Blanton	G	6-5	206	R-SO	1VL	Locust Grove, Ga./Luella
10	Duane Notice	G	6-2	225	SR	3VL	Woodbridge, Canada/St. Michael's/St. Thomas More (Oakdale, Conn.)
12	Khadim Gueye	F	7-0	235	FR	HS	Dakar, Senegal/Bradenton, Fla./Victory Rock Prep
13	Tommy Corchiani	G	6-1	173	FR	HS	Raleigh, N.C./Ravenscroft High School
14	Ran Tut	F	6-9	210	JR	TR	Melbourne, Australia/Edison Academy/Monroe College
15	PJ Dozier	G	6-6	205	SO	1VL	Columbia, S.C./Spring Valley
20	Justin McKie	G	6-4	204	SR	3VL	Columbia, S.C./Irmo
21	Maik Kotsar	F	6-10	245	FR	HS	Tallin, Estonia/Wichita, Kan./Sunrise Christian Academy
23	Evan Hinson	G	6-4	240	FR	HS	Deltona, Fla./Deltona
24	Sedee Keita	F	6-9	240	FR	HS	Philadelphia, Pa./22ft Basketball Academy
25	Christian Schmitt	G	6-0	175	FR	HS	Mars, Pa./Mars Area High School
30	Chris Silva	F	6-9	223	SO	1VL	Libreville, Gabon/Roselle (N.J.) Catholic
31	Jarrell Holliman	F	6-7	206	R-JR	2VL	Alpharetta, Ga./Alpharetta/Elmhurst College
34	John Ragin	G	6-2	177	SO	1VL	Eastover, S.C./Cardinal Newman

Head Coach: Frank Martin (Florida International, '93)

Associate Head Coach/Recruiting Coordinator: Matt Figger (Eastern Kentucky, '95)

Assistant Coach: Perry Clark (Gettysburg, '74)

Assistant Coach: Bruce Shingler (St. Augustine's College, '05)

Director of Basketball Operations: Andy Assaley (Cincinnati, '96)

Strength & Conditioning Coach: Scott Greenawalt (Muskingum College, '98)

Athletic Trainer: Mark Rodger (Buffalo, '01)

Student-Athlete Development: Doug Edwards (Florida State, '07)

Video Coordinator: Jay Gibbons (Clayton State, '03)

Student Assistant Coach: Brian Steele (South Carolina, '16)

Graduate Student Manager: Ryan McIntyre (West Virginia, '16)

Director of Social Media: Dushawn Davis (Coastal Carolina, '11)

Special Assistant to the Head Coach: Jarett Gerald (South Carolina, '11)

Associate Media Relations Director: Emily Miles (Ball State, '03)

TOP RETURNING ...

Scorer Thornwell, 14.5 ppg
Rebounder Thornwell, 4.8 rpg
Assist Maker Thornwell, 3.8 apg
FG Shooter * Silva, 48.2 FG%
3-Point FG Shooter \$ Notice, 39.8 3FG%
FT Shooter \$ Thornwell, 76.4%
Shot Blocker Silva, 0.9 bpg
Steal Maker Thornwell, 1.5 spg

* at least 100 attempts

\$ at least 50 attempts

PRONUNCIATION GUIDE

RAH-kim Felder
HA-deem Gaye
Cee-dee K-ta
Mike Coat-sar
Justin MACK-ee



HEAD COACH FRANK MARTIN

HEAD COACH | 10TH SEASON OVERALL | 204-121 (.627) | FIFTH SEASON AT SOUTH CAROLINA | 87-67 (.564)

THE MARTIN FILE

COACHING

Experience

32nd year

College Experience

17th season

College Head Coach Experience

10th season

Hire Date At Carolina

March 27, 2012

PERSONAL

Hometown

Miami, Fla.

Alma Mater

Florida International, 1993 (B.A. Physical Ed.)

Family

Wife, Anya

Children, Brandon, Amalia and Christian

COACHING RESUME

High School

Miami Senior High, 1985-93

Varsity Boys' Assistant Coach

Junior Varsity Boys' Head Coach

North Miami High, Head Coach, 1993-95

Miami Senior High, Head Coach, 1995-98

B.T. Washington High, Head Coach, 1999-2000

College Assistant Coach

Northeastern, 2000-04

Cincinnati, 2004-06

Kansas State, 2006-07

College Head Coach

Kansas State, 2007-12

South Carolina, 2012-present

Frank Martin was named the head men's basketball coach at the University of South Carolina on March 27, 2012, becoming the 32nd head coach in the history of the South Carolina program, which enters its 109th season as a varsity sport in 2016-17. Martin owns a 187-117 (.600) overall record as a head coach, entering his 10th season overall, and a 70-63 (.526) record entering his fifth season at South Carolina.

In Martin's fourth season leading the Garnet and Black (2015-16), Carolina put together one of the top seasons in its history, matching a school record for wins with a 25-9 overall record on the year, while the Gamecocks reached double-digit SEC wins for just the fourth time since joining the league, posting an 11-7 mark in conference contests. The SEC finish was Carolina's highest since the league combined its East and West Divisions prior to the 2012 season. South Carolina began the season 15-0, its best start since the 1933-34 campaign and went on to post a school-record 24 regular-season wins.

The Gamecocks received votes or were ranked for 15 weeks in the USA Today Coaches Poll, rising to as high as 15th, and for a total of 14 weeks in the AP poll, rising to as high as 19th, during the season. Carolina advanced to postseason play for the first time since 2009, making their 12th appearance in the Postseason NIT as one of the top four seeds in the event. The Gamecocks posted a win over High Point in the opening round, before suffering a season-ending loss to visiting Georgia Tech on March 21.

Three Gamecocks were honored with postseason awards by the SEC coaches, with senior forward Michael Carrera earning First Team All-SEC accolades, junior guard Sindarius Thornwell was named to the All-Defensive Team and junior guard Duane Notice was named the league's Sixth Man of the Year. Carrera went on to earn honors from several organizations following the best season of his career. Carrera, Notice and Thornwell each reached the 1,000 career-point plateau during the season as well.

Prior to his appointment in Columbia, Martin spent the previous five seasons as the head coach at Kansas State University, leading the Wildcats to the NCAA Tournament four times, including a trip to the "Elite 8," during the 2009-10 campaign when the squad won a school record 29 contests. Martin's Wildcats won at least 21 games in each of his five seasons at the helm, as the program compiled a record of 117-54 (.684) under his direction. During that time, Kansas State posted a 50-32 (.609) record in Big 12 Conference games, finishing fifth or higher in each season, with three season finishes of third or better.

A native of Miami, Fla., Martin earned his bachelor's degree in physical education from Florida International in 1993. He and his wife, Anya, have three children, Brandon, Amalia and Christian.

MARTIN'S CAREER RECORD, YEAR-BY-YEAR

YEAR	RECORD	CONFERENCE (FINISH)	POSTSEASON
2007-08	21-12	10-6 (3rd)	1-1; NCAA Tournament 2nd Round
2008-09	22-12	9-7 (t4th)	1-1; NIT
2009-10	29-8	11-5 (t2nd)	3-1; NCAA Tournament Elite Eight
2010-11	23-11	10-6 (t3rd)	1-1; NCAA Tournament Third Round
2011-12	22-11	10-8 (5th)	1-1; NCAA Tournament Third Round
2012-13	14-18	4-14 (t12th)	-
2013-14	14-20	5-13 (13th)	-
2014-15	17-16	6-12 (t11th)	-
2015-16	25-9	11-7 (t3rd)	1-1; NIT
2016-17	17-4	7-1	-
Totals	204-121 (.627)	83-79 (.512)	8-6 (.571)/4 NCAA/2 NIT



GAMECOCK HEAD COACH

FRANK MARTIN

- SOUTH CAROLINA IS 3-1 VS. RANKED OPPONENTS THIS SEASON AND 4-2 OVER RANKED OPPONENTS OVER THE COURSE OF THE LAST TWO SEASONS
- THE GAMECOCKS ARE ON PACE FOR THEIR SECOND-STRAIGHT 20-WIN SEASON, WHICH WOULD MARK THE FIRST BACK-TO-BACK SEASONS WITH AT LEAST 20 WINS SINCE 2004-05 AND 2005-06
 - CAROLINA HAS 10 WINS OVER TOP-100 RPI TEAMS THIS SEASON
- SOUTH CAROLINA LEADS THE NATION IN 3-POINT FIELD GOAL PERCENTAGE DEFENSE, AND RANKS FIFTH IN THE NATION IN FIELD GOAL PERCENTAGE DEFENSE

GAMECOCK SUPERLATIVES UNDER MARTIN

Most Field Goals Made

- 39, vs. High Point (March 15, 2016)
- 37, vs. Hofstra (Nov. 22, 2015)
- 35, vs. Lander (Dec. 27, 2016)
- 34, vs. Lipscomb (Nov. 27, 2015)
34, vs. Marshall (Dec. 30, 2013)

Most Field Goals Attempted

- 73, vs. Georgia (March 3, 2016)
72, vs. Oral Roberts (Nov. 16, 2015)
- 70, vs. Texas A&M (Jan. 7, 2017)
- 71, vs. SC State (Jan. 5, 2013)
- 69, vs. Florida (Feb. 20, 2016)
69, vs. USC Upstate (Dec. 19, 2013)

Highest Field Goal Percent

- 60.0 (39-65) vs. High Point (March 15, 2016)
- 58.7 (27-46) vs. Holy Cross (Nov. 13, 2016)
- 58.3 (28-48) vs. Saint Mary's (Dec. 22, 2013)
- 57.7 (30-52) vs. Arkansas (Jan. 26, 2013)
- 56.4 (22-39) vs. Missouri State (Nov. 24, 2012)

Most 3-Point Field Goals Made

- 15, vs. Auburn (Jan. 24, 2017)
- 13, vs. Rider (Nov. 19, 2012)
- 12, vs. Holy Cross (Nov. 13, 2016)
12, at Texas A&M (Feb. 6, 2016)
- 11, vs. Auburn (March 12, 2014)

Most 3-Point Field Goals Attempted

- 31, vs. Mississippi State (March 13, 2013)
- 30, at Alabama (Feb. 24, 2015)
- 29, vs. USC Upstate (Dec. 19, 2013)
- 27, vs. Francis Marion (Dec. 30, 2015)
27, vs. Rider (Nov. 19, 2012)

Highest 3-Point Field Goal Percentage (min. 10 attempts)

- 73.3 (11-15) vs. Auburn (March 12, 2014)
- 58.3 (7-12) vs. Arkansas (Jan. 26, 2013)
- 57.7 (15-26) vs. Auburn (Jan. 24, 2017)
- 57.1 (12-21) at Texas A&M (Feb. 6, 2016)
57.1 (8-14) at Georgia (Jan. 22, 2014)

Most Free Throws Made

- 46, vs. Memphis (Jan. 2, 2016)
- 30, vs. Arkansas (March 13, 2014)
- 29, vs. Norfolk State (Nov. 14, 2015)
- 28, vs. Alabama (Jan. 30, 2016)
28, vs. NC A&T (Dec. 30, 2014)
28, vs. Mississippi State (March 6, 2013)
28, at LSU (Jan. 16, 2013)

Most Free Throws Attempted

- 63, vs. Memphis (Jan. 2, 2016)
- 46, vs. Alabama (Jan. 30, 2016)
- 42, vs. Norfolk State (Nov. 14, 2015)
- 41, vs. Mississippi State (Jan. 26, 2016)
41, vs. Arkansas (March 13, 2014)

Highest Free Throw Percentage (min. 10 attempts)

- 93.8 (15-16) vs. Holy Cross (Nov. 13, 2016)
- 93.3 (14-15) vs. Tennessee (Jan. 20, 2015)
- 92.9 (13-14) at Georgia (Feb. 17, 2015)
- 92.3 (12-13) at Tennessee (March 7, 2015)
- 85.2 (23-28) vs. Florida (Jan. 7, 2015)

Most Offensive Rebounds

- 26, vs. Vanderbilt (Feb. 13, 2014)
- 24, at St. John's (Nov. 29, 2012)
- 21, vs. Akron (Nov. 23, 2014)
21, at Mississippi State (March 8, 2014)
21, at Clemson (Nov. 17, 2013)

Most Defensive Rebounds

- 38, vs. Oklahoma State (Dec. 6, 2014)
38, vs. Longwood (Nov. 9, 2013)
- 35, vs. Memphis (Jan. 2, 2016)
- 34, vs. Vanderbilt (Jan. 9, 2016)
34, vs. Western Carolina (Nov. 30, 2015)

Most Total Rebounds

- 53, vs. Memphis (Jan. 2, 2016)
- 51, vs. Mississippi State (Jan. 26, 2016)
51, vs. Western Carolina (Nov. 30, 2015)
- 50, vs. Alabama (Jan. 30, 2016)
50, vs. Longwood (Nov. 9, 2013)

Most Personal Fouls

- 33, at Georgia (Feb. 22, 2014)
- 32, vs. Marshall (Dec. 30, 2013)
- 31, at Texas A&M (Jan. 15, 2014)
- 30, at Memphis (Dec. 30, 2016)
30, at Auburn (Feb. 26, 2014)

Most Points

- 98, vs. Auburn (Jan. 24, 2017)
- 94, vs. LSU (Feb. 10, 2016)
94, vs. Hofstra (Nov. 22, 2015)
- 92, vs. SC State (Nov. 18, 2016)
92, vs. Lipscomb (Nov. 27, 2015)
92, vs. Marshall (Dec. 30, 2013)

Fewest Points

- 36, at Florida (Jan. 30, 2012)
- 43, at Kentucky (Feb. 14, 2015)
43, vs. Kentucky (Jan. 24, 2015)
- 44, vs. Tennessee (March 14, 2014)
- 46, vs. Florida (March 4, 2014)
46, vs. LSU (Feb. 14, 2013)

Most Assists

- 25, vs. High Point (March 15, 2016)
- 24, vs. Lipscomb (Nov. 27, 2015)
- 23, vs. Auburn (Jan. 24, 2017)
- 22, at Texas A&M (Feb. 6, 2015)
22, vs. Rider (Nov. 19, 2012)

Fewest Turnovers

- 6, vs. Texas A&M (Jan. 7, 2017)
6, vs. Kentucky (March 1, 2014)
- 7, at USF (Dec. 17, 2016)
7, vs. Mississippi State (Feb. 28, 2015)
7, at Georgia (Feb. 17, 2015)
7, vs. Georgia (Feb. 22, 2014)
7, vs. Akron (Dec. 28, 2013)
7, at Kentucky (Feb. 5, 2013)
7, vs. Vanderbilt (Jan. 19, 2013)

Most Blocks

- 10, vs. Lander (Dec. 27, 2016)
10, vs. High Point (March 15, 2016)
10 vs. UNC Asheville (Nov. 26, 2014)
- 9, vs. SC State (Nov. 18, 2016)
9, at Georgia (Feb. 2, 2016)
9, vs. Drexel (Dec. 15, 2015)
9, vs. Coker (Dec. 21, 2014)

Most Steals

- 13, vs. FIU (Dec. 4, 2016)
13, vs. Francis Marion (Dec. 30, 2015)
13, at Marshall (Dec. 1, 2014)
- 12, at Tennessee (Jan. 11, 2017)
12, vs. Syracuse (Nov. 26, 2016)
12, vs. USF (Dec. 5, 2015)
12, vs. Lipscomb (Nov. 27, 2015)
12, vs. Ole Miss (March 12, 2015)
12, vs. UNC Asheville (Nov. 26, 2014)

Most Points By Opponent

- 97, at Georgia (Jan. 22, 2014)
- 90, vs. Missouri (Feb. 28, 2013)
- 89, vs. Kentucky (Feb. 13, 2016)
89, at St. John's (Nov. 29, 2012)
- 86, vs. Manhattan (Dec. 17, 2013)

Fewest Point By Opponent

- 44, vs. Longwood (Nov. 9, 2013)
- 45, vs. Akron (Dec. 28, 2013)
45, vs. Cornell (Nov. 20, 2014)
45, vs. Clemson (Dec. 19, 2014)
- 46, vs. Michigan (Nov. 23, 2016)

Most Field Goals Made By Opponent

- 33, at St. John's (Nov. 29, 2012)
- 32, vs. Missouri (Feb. 28, 2013)
- 31, vs. Kentucky (Feb. 13, 2016)
- 30, vs. Georgia Tech (March 21, 2016)
30, vs. Arkansas (March 5, 2015)

Fewest Field Goals Made By Opponent

- 10, vs. Michigan (Nov. 23, 2016)
- 11, vs. Georgia (Jan. 31, 2015)
- 13, vs. Akron (Dec. 28, 2013)
13, vs. Longwood (Nov. 9, 2013)
- 14, vs. Syracuse (Nov. 26, 2016)
14, vs. Cornell (Nov. 20, 2014)
14, vs. Kentucky (March 1, 2014)

Highest Opponent Field Goal Percent

- 69.6 (32-46) vs. Missouri (Feb. 28, 2013)
- 61.4 (27-44) at Kentucky (Feb. 5, 2013)
- 58.5 (24-41) vs. Auburn (Jan. 12, 2013)
- 58.3 (28-48) at Kentucky (Jan. 21, 2017)
- 58.1 (25-43) vs. Georgia (Feb. 2, 2013)

Most Rebounds By Opponent

- 49, vs. Seton Hall (Dec. 12, 2016)
49, vs. LSU (Feb. 14, 2013)
- 47, at Georgia (Feb. 23, 2013)
- 46, five times

Fewest Rebounds By Opponent

- 16, vs. Holy Cross (Nov. 13, 2016)
- 20, vs. NC A&T (Dec. 30, 2014)
- 22, vs. Drexel (Dec. 15, 2015)
22, vs. Morgan State (Nov. 16, 2012)
- 23, vs. Hofstra (Nov. 22, 2015)
23, vs. Alabama (Jan. 13, 2015)
23, vs. Manhattan (Dec. 22, 2012)
23, vs. Rider (Nov. 19, 2012)

GAMECOCKS' RECORD WHEN ...

At home	12-1
On the road	4-2
At neutral sites	1-1
In overtime	0-0
vs. Top 25 team	2-0
vs. Top 10 team	0-0
vs. Top 3 team	0-0
Leading at half	14-1
Trailing at half	3-3
Tied at half	0-0
Shooting 50% or better	4-0
Shooting between 39-49.9%	9-1
Shooting less than 39%	4-3
Opp. shooting 50% or better	1-1
Opp. shooting between 39-49%	3-2
Opp. shooting less than 39%	13-1
Shooting better than opp.	13-1
Shooting worse than/equal to opp.	4-3
Starters out-score opp. starters	14-1
Opp. starters score/equal more	3-3
Bench out-scores opp. bench	8-2
Opp. bench scores/equals more	9-2
Having more FT attempts than opp.	7-0
Having equal/less FT attempts than opp.	10-4
Have more TOs than opp.	3-1
Having equal/less TOs than opp.	14-3
Having more rebounds than opp.	13-1
Having equal/less rebounds than opp.	4-3
Making 6 or more 3FGs	11-1
Having 15 or more assists	9-0
Score more points in paint than opp.	13-2
Scoring equal/less points in paint than opp.	4-2
Scoring more points off TOs than opp.	12-1
Scoring equal/less points off TOs than opp.	5-3
Scoring more 2nd-chance points than opp.	13-2
Scoring equal/less 2nd-chance points than opp.	5-2
Scoring more fast break points than opp.	11-1
Scoring equal/less fast break points than opp.	6-3
Wearing white uniforms	12-1
Wearing Garnet uniforms	4-0
Wearing Black uniforms	1-3
Playing on live TV/live broadcast	17-4
Playing in November	6-0
Playing in December	4-3
Playing in January	7-1
Playing in February	0-0
Playing in March	0-0
Playing a day-game	4-0
Playing a night-game	13-4
Playing on Sunday	2-0
Playing on a Monday	0-1
Playing on a Tuesday	3-0
Playing on a Wednesday	4-1
Playing on a Thursday	1-0
Playing on a Friday	2-1
Playing on a Saturday	4-1
Scoring margin is 5 points or less	1-2
Margin is between 6-10	5-0
Margin is between 11-20	7-2
Margin is more than 20	4-0
Scoring 59 points or less	1-1
Scoring 60-69 points	6-3
Scoring 70-79 points	5-0
Scoring 80-89 points	2-0
Scoring 90-99 points	3-0
Scoring 100+ points	0-0

MISCELLANEOUS

Current streak	W2
Home court streak	W5
Away streak	W1
Neutral court streak	L1

2016-17 SUPERLATIVES

(*tied for team lead also included*)

Scoring Leaders	'16-17	Career
Sindarius Thornwell	10	43
PJ Dozier	7	8
Duane Notice	3	19
Rakym Felder	2	2
Chris Silva	1	2
Maik Kotsar	1	1

Rebounding Leaders	'16-17	Career
Chris Silva	8	13
Sindarius Thornwell	7	37
Maik Kotsar	7	7
PJ Dozier	4	6

Assists Leaders	'16-17	Career
PJ Dozier	9	15
Sindarius Thornwell	8	50
Duane Notice	3	37
Rakym Felder	4	4
Hassani Gravett	3	3
Justin McKie	3	5
Maik Kotsar	2	2

Blocks Leaders	'16-17	Career
Chris Silva	12	19
Sindarius Thornwell	7	28
Maik Kotsar	3	3
Sedee Keita	2	2
PJ Dozier	2	7
Duane Notice	2	5
Justin McKie	1	2
Rakym Felder	1	1
Khadim Gueye	2	2

Steals Leaders	'16-17	Career
PJ Dozier	10	20
Sindarius Thornwell	9	46
Duane Notice	5	23
Justin McKie	2	4
Sedee Keita	2	2
Maik Kotsar	1	1
Hassani Gravett	1	1
Ran Tut	1	1
Maik Kotsar	1	1

Double-Figure Scoring	'16-17	Career
Sindarius Thornwell	15	83
PJ Dozier	13	22
Chris Silva	12	18
Duane Notice	9	62
Maik Kotsar	7	7
Rakym Felder	6	6
Justin McKie	3	4
Hassani Gravett	2	2
TeMarcus Blanton	1	1

20+ points	'16-17	Career
Sindarius Thornwell	8	23
PJ Dozier	6	6
Duane Notice	2	8
Rakym Felder	1	1

30+ points	'16-17	Career
Sindarius Thornwell	1	1

Double-Figure Rebounding	'16-17	Career
Chris Silva	3	4
Sindarius Thornwell	3	9
PJ Dozier	1	1
Maik Kotsar	1	1

5+ assists	'16-17	Career
Sindarius Thornwell	5	26
PJ Dozier	5	8
Duane Notice	2	16
Rakym Felder	1	1
Hassani Gravett	1	1

3+ steals	'16-17	Career
PJ Dozier	6	10
Sindarius Thornwell	5	20
Duane Notice	1	7
Maik Kotsar	1	1
Justin McKie	1	1

2+ blocks	'16-17	Career
Chris Silva	11	21
Sindarius Thornwell	5	13
Maik Kotsar	3	3
PJ Dozier	1	2
Rakym Felder	1	1
Khadim Gueye	1	1
Duane Notice	1	1

Double-Doubles	'16-17	Career
Sindarius Thornwell	3	9
Chris Silva	2	2
PJ Dozier	1	1
Maik Kotsar	1	1

Clutch Free Throws (under 5 min/OT)	FT-FTA	FT%
Sindarius Thornwell	21-25	.840
Justin McKie	5-6	.833
Chris Silva	9-12	.750
Duane Notice	4-6	.667
PJ Dozier	10-19	.526
Hassani Gravett	5-10	.500
Rakym Felder	2-4	.500
Maik Kotsar	4-9	.444
Totals	60-91	.659

Dunks	'16-17
Chris Silva	16
PJ Dozier	4
Sindarius Thornwell	3
Sedee Keita	2
Maik Kotsar	2
Jarrell Holliman	1

Miscellaneous

Largest Halftime Lead	
SC	37, vs. Lander (Dec. 27, 2016)
Opp	9, Kentucky (Jan. 21, 2017)
Smallest Halftime Lead	
SC	2, at Georgia (Jan. 4, 2017)
Opp	2, Texas A&M (Jan. 7, 2017)
Fewest Points In First Half	
SC	21, vs. Florida (Jan. 18, 2017)
Opp	16, Lander (Dec. 27, 2016)
Most Points In First Half	
SC	53, vs. Lander (Dec. 27, 2016)
Opp	38, Texas A&M (Jan. 7, 2017)
Fewest Points In Second Half	
SC	26, at Memphis (Dec. 30, 2016)
Opp	17, vs. Holy Cross (Nov. 13, 2016)
Most Points In Second Half	
SC	50, vs. Auburn (Jan. 24, 2017)
Opp	46, Lander (Dec. 27, 2016)
Most Points in Overtime	
SC	10, vs. Monmouth (Nov. 15, 2016)
Opp	9, vs. Monmouth (Nov. 15, 2016)
Largest Margin of Victory	
SC	42, vs. SC State (Nov. 18, 2016)
Opp	16, 2x, last at Kentucky (Jan. 21, 2017)
Smallest Margin of Victory	
SC	1, vs. Monmouth (Nov. 15, 2016)
Opp	2, Clemson (Dec. 21, 2016)

2016-17 GAME BY GAME COMPARISON

	Date	Result	FG-A	Pct	3FG-A	Pct	FT-A	Pct	O-D-Total	PF	Pts	A	TO	Blk	Stl	Min	Half
La Tech			24-55	.436	7-20	.350	21-30	.700	9-20-29	28	76	8	14	4	11	200	31
South Carolina	Nov. 11, 2016	W, 85-76	30-57	.526	9-18	.500	16-26	.615	10-25-35	20	85	16	15	4	6	200	42
Holy Cross &			17-45	.378	5-20	.250	10-15	.667	5-11-16	16	49	12	9	0	3	200	32
South Carolina	Nov. 13, 2016	W, 81-49	27-46	.587	12-24	.500	15-16	.938	8-24-32	17	81	17	11	6	4	200	44
Monmouth &			20-65	.308	6-28	.214	23-27	.852	15-26-41	24	69	10	18	4	15	225	22
South Carolina	Nov. 15, 2016	W, 70-69 (OT)	23-68	.338	7-23	.304	17-25	.680	16-30-46	22	70	15	20	5	7	225	29
SC State &			16-52	.308	5-14	.357	13-21	.619	8-16-24	19	50	6	14	1	6	200	50
South Carolina	Nov. 18, 2016	W, 92-50	33-65	.508	8-24	.333	18-21	.857	17-30-47	17	92	17	13	9	6	200	92
Michigan			10-52	.192	2-26	.077	24-32	.750	18-18-36	17	46	2	16	0	7	200	27
South Carolina	Nov. 23, 2016	W, 61-46	23-53	.434	4-15	.257	11-18	.611	15-25-40	24	61	10	13	6	5	200	33
vs. Syracuse %			14-44	.318	6-15	.400	16-26	.615	9-21-30	19	50	9	17	2	6	200	26
South Carolina	Nov. 26, 2016	W, 64-50	23-51	.451	4-13	.308	14-19	.737	10-27-37	21	64	13	15	1	12	200	37
Vermont			18-51	.353	5-20	.250	9-14	.643	10-21-31	14	50	5	18	2	7	200	32
South Carolina	Dec. 1, 2016	W, 68-50	29-62	.468	4-13	.308	6-7	.857	10-26-36	15	68	18	13	3	11	200	43
FIU			19-46	.413	5-15	.333	11-16	.688	7-28-35	18	54	5	23	1	7	200	22
South Carolina	Dec. 4, 2016	W, 70-54	25-61	.410	8-21	.381	12-19	.632	11-23-34	17	70	15	9	6	13	200	36
vs. Seton Hall ^			19-55	.345	3-12	.250	26-36	.722	18-31-49	18	67	6	17	2	6	200	27
South Carolina	Dec. 12, 2016	L, 67-64	22-57	.386	5-16	.313	15-25	.600	12-23-35	23	64	6	13	4	10	200	34
@ USF			21-50	.420	6-11	.545	18-27	.667	13-28-41	18	66	5	17	2	3	200	37
South Carolina	Dec. 17, 2016	W, 77-66	27-62	.435	10-25	.400	13-20	.650	11-23-34	21	77	18	7	4	9	200	31
Clemson			21-51	.412	3-16	.188	17-27	.630	11-25-36	21	62	8	15	5	9	200	29
South Carolina	Dec. 21, 2016	L, 62-60	22-62	.355	2-16	.125	14-20	.700	14-21-35	22	60	10	14	4	8	200	25
Lander			22-62	.355	5-23	.217	13-19	.684	10-24-34	17	62	12	13	4	7	200	16
South Carolina	Dec. 27, 2016	W, 90-62	35-68	.515	10-22	.455	10-16	.625	13-32-45	16	90	18	12	10	6	200	53
@ Memphis			20-43	.465	1-7	.143	29-37	.784	10-22-32	18	70	14	16	4	4	200	33
South Carolina	Dec. 30, 2016	L, 70-54	18-57	.316	9-25	.360	9-15	.600	17-18-35	30	54	12	19	2	6	200	28
@ Georgia *			17-47	.362	4-13	.308	23-30	.767	11-29-40	17	61	10	16	3	2	200	34
South Carolina	Jan. 4, 2017	W, 67-61	26-61	.426	5-17	.294	10-17	.588	11-23-34	23	67	11	8	8	7	200	36
Texas A&M *			27-51	.529	11-19	.579	3-5	.600	12-25-37	15	68	16	25	4	3	200	38
South Carolina	Jan. 7, 2017	W, 79-68	28-70	.400	9-25	.360	14-17	.824	17-13-30	10	79	14	6	2	11	200	36
at Tennessee *			17-52	.327	1-11	.091	25-33	.758	17-20-37	22	60	10	22	5	6	200	21
South Carolina	Jan. 11, 2017	W, 70-60	22-54	.407	7-13	.538	19-27	.704	15-23-38	26	70	12	22	5	12	200	27
Ole Miss *			17-55	.309	5-17	.294	17-23	.739	11-21-32	23	56	8	21	3	9	200	20
South Carolina	Jan. 14, 2017	W, 67-56	20-55	.364	5-20	.250	22-31	.710	13-29-42	19	67	12	20	3	10	200	34
Florida *			19-54	.352	0-17	.000	15-28	.536	13-24-37	27	53	8	16	5	9	200	28
South Carolina	Jan. 18, 2017	W, 57-53	15-51	.294	4-13	.308	23-34	.676	12-29-41	28	57	8	15	6	7	200	21
at Kentucky *			28-48	.583	8-20	.400	21-28	.750	8-24-32	16	85	17	17	5	6	200	47
South Carolina	Jan. 21, 2017	L, 85-69	24-58	.414	5-20	.250	16-19	.842	11-16-27	26	69	11	13	1	7	200	38
Auburn *			21-59	.356	3-21	.143	24-36	.615	16-21-37	24	69	8	19	8	7	200	27
South Carolina	Jan. 24, 2017	W, 98-69	30-61	.492	15-26	.577	23-33	.697	13-25-38	29	98	23	15	5	7	200	48
at Missouri *			20-56	.357	1-17	.059	12-17	.706	9-29-38	21	53	8	15	0	2	200	22
South Carolina	Jan. 28, 2017	W, 63-53	20-57	.351	9-25	.360	14-19	.737	11-32-43	19	63	9	14	4	6	200	26

& - Brooklyn Hoops Holiday Invitational (Columbia, S.C.) | % - Brooklyn Hoops Holiday Invitational (Barclays Center, Brooklyn, N.Y.) | ^ - Under Armour Reunion (Madison Square Garden, New York, N.Y.) | * - SEC contest



SOUTH CAROLINA GAMECOCKS

OVERALL: 17-4; SEC: 7-1; HOME: 12-1; AWAY: 4-2; NEUTRAL: 1-1

DATE	OPP.	W/L	SCORE	RECORD (SEC)	POINTS	REBOUNDS	ASSISTS	BLOCKS	STEALS	ATTENDANCE
Nov. 11, 2016	La Tech	W	85-76	1-0 (0-0)	Thornwell (18)	Thornwell (7)	Thornwell (6)	Silva (2)	Dozier (2)	13,334 (paid)
Nov. 13, 2016	Holy Cross &	W	81-49	2-0 (0-0)	Thornwell (20)	Silva (8)	Notice/Dozier (5)	Thornwell/Silva (2)	4 with 1	9,270 (paid)
Nov. 15, 2016	Monmouth &	W	70-69 (OT)	3-0 (0-0)	Thornwell (23)	Silva (10)	Thornwell/Notice (5)	Thornwell (3)	Notice (3)	9,779 (paid)
Nov. 18, 2016	SC State &	W	92-50	4-0 (0-0)	Thornwell (22)	Kotsar (8)	Dozier (6)	Silva (3)	Dozier (3)	10,159 (paid)
Nov. 23, 2016	25/24 Michigan	W	61-46	5-0 (0-0)	Thornwell (21)	Thornwell (10)	Gravett (4)	Thornwell (3)	Dozier (2)	13,051 (paid)
Nov. 26, 2016	vs. 18/16 Syracuse %	W	64-50	6-0 (0-0)	Thornwell/Kotsar (16)	Dozier (10)	Thornwell (5)	Keita (1)	Dozier/Thornwell (3)	8,733
Dec. 1, 2016	Vermont	W	68-50	7-0 (0-0)	Dozier (21)	Thornwell/Dozier (6)	Thornwell (9)	Silva (2)	Dozier/Thornwell (3)	11,579 (paid)
Dec. 4, 2016	FIU	W	70-54	8-0 (0-0)	Notice (27)	Dozier/Silva (7)	Felder (4)	Silva (5)	Dozier/Kotsar (4)	10,587 (paid)
Dec. 12, 2016	vs. Seton Hall ^	L	67-64	8-1 (0-0)	Dozier (20)	Silva (9)	Dozier (3)	Silva (4)	4 with 2	7,558
Dec. 17, 2016	at USF	W	77-66	9-1 (0-0)	Dozier (23)	Kotsar (9)	Dozier/Felder (5)	4 with 1	McKie (4)	2,489
Dec. 21, 2016	Clemson	L	62-60	9-2 (0-0)	Dozier (26)	Dozier/Kotsar (8)	Dozier (5)	Dozier (2)	Dozier (4)	17,026 (paid)
Dec. 27, 2016	Lander	W	90-62	10-2 (0-0)	Felder (20)	Silva/Kotsar (11)	Gravett (5)	Silva (3)	Dozier (2)	10,088 (paid)
Dec. 30, 2016	at Memphis	L	70-54	10-3 (0-0)	Dozier (13)	Silva (8)	4 with 2	Silva/Keita (1)	Keita (2)	10,812
Jan. 4, 2017	at Georgia *	W	67-61	11-3 (1-0)	Dozier (24)	Thornwell (11)	Dozier (5)	Silva/Thornwell (3)	Thornwell (6)	8,856
Jan. 7, 2017	Texas A&M *	W	79-68	12-3 (2-0)	Notice/Felder (19)	Thornwell (7)	Dozier (4)	Kotsar/Silva (1)	Thornwell (5)	14,249 (paid)
Jan. 11, 2017	at Tennessee *	W	70-60	13-3 (3-0)	Thornwell (22)	Kotsar (8)	Thornwell (4)	Silva (2)	Thornwell (4)	13,794
Jan. 14, 2017	Ole Miss *	W	67-56	14-3 (4-0)	Dozier/Silva (16)	Silva (11)	3 with 3	Kotsar (2)	Thornwell/Notice (2)	15,202 (paid)
Jan. 18, 2017	19/21 Florida *	W	57-53	15-3 (5-0)	Thornwell (20)	Kotsar (9)	Felder (3)	Silva (2)	Thornwell/Notice (2)	15,638 (paid)
Jan. 21, 2017	at 5/5 Kentucky *	L	85-69	15-4 (5-1)	Thornwell (34)	Thornwell (6)	McKie (4)	Thornwell (1)	Keita (2)	24,389
Jan. 24, 2017	Auburn *	W	98-69	16-4 (6-1)	Notice (27)	Thornwell/Kotsar (8)	Thornwell (5)	Thornwell/Notice (2)	Thornwell (2)	14,356 (paid)
Jan. 28, 2017	at Missouri *	W	63-53	17-4 (7-1)	Thornwell (16)	Thornwell (11)	4 with 2	4 with 1	Thornwell (2)	6,891

& - Brooklyn Hoops Holiday Invitational (Columbia, S.C.) | % - Brooklyn Hoops Holiday Invitational (Barclays Center, Brooklyn, N.Y.) | ^ - Under Armour Reunion (Madison Square Garden, New York, N.Y.) | * - indicates SEC game

2016-17 GAME-BY-GAME STARTING LINEUPS

OPPONENT, RESULT	GUARD	GUARD	GUARD	FORWARD	FORWARD
La Tech, W	Dozier	Thornwell	Notice	Kotsar	Silva
Holy Cross, W	Dozier	Thornwell	Notice	Kotsar	Silva
Monmouth, W	Dozier	Thornwell	Notice	Kotsar	Silva
SC State, W	Dozier	Thornwell	Notice	Kotsar	Silva
Michigan, W	Dozier	Thornwell	Notice	Kotsar	Silva
vs. Syracuse, W	Dozier	Thornwell	Notice	Kotsar	Silva
Vermont, W	Dozier	Thornwell	Notice	Kotsar	Silva
FIU, W	Dozier	McKie	Notice	Kotsar	Silva
vs. Seton Hall, L	Dozier	McKie	Notice	Kotsar	Silva
at USF, W	Dozier	McKie	Notice	Kotsar	Silva
Clemson, L	Dozier	McKie	Notice	Kotsar	Silva
Lander, W	Dozier	McKie	Notice	Kotsar	Silva
at Memphis, L	Dozier	McKie	Notice	Kotsar	Silva
at Georgia, W	Dozier	Thornwell	Notice	Kotsar	Silva
Texas A&M, W	Dozier	Thornwell	Notice	Kotsar	Silva
at Tennessee, W	Dozier	Thornwell	Notice	Kotsar	Silva
Ole Miss, W	Dozier	Thornwell	Notice	Kotsar	Silva
Florida, W	Dozier	Thornwell	Notice	Kotsar	Silva
at Kentucky, L	Felder	Thornwell	Notice	Kotsar	Silva
Auburn, W	Dozier	Thornwell	Notice	Kotsar	Silva
at Missouri, W	Dozier	Thornwell	Notice	Kotsar	Silva

GAME 3 - SOUTH CAROLINA 70, MONMOUTH 69 NOV. 15, 2016/COLONIAL LIFE ARENA

COLUMBIA, S.C. - PJ Dozier scored the game-winning jumper on a lob from Duane Notice as time expired in overtime Tuesday night at Colonial Life Arena to power South Carolina (3-0) to a 70-69 non-conference win over Monmouth (1-1).

Senior guard Sindarius Thornwell led all scorers for the third-straight game with 23 points. He also had nine rebounds and five assists.

Tonight's game marks Carolina's third game in five days to open the 2016-17 season. Carolina got off to a fast start, opening the game on a 13-0 run. Thornwell and Notice each hit 3s as the Gamecocks opened the game 4-of-7 from the field.

South Carolina pushed its run to 17-2 just before the second media timeout on a Chris Silvia made free throw. The Gamecocks went 9-for-13 from the charity stripe in the first 10 minutes, after a pair of Notice free throws made the score 19-2.

The Hawks would battle back into the game, cutting the lead to 19-7 with 7:35 left in the opening period, after taking advantage of an 0-for-11 field-goal drought for Carolina that lasted over 10 minutes.

Redshirt-sophomore guard TeMarcus Blanton ended the drought after knocking down a 3 to push the Carolina lead to 22-7 with 6:59 left in the half.

Monmouth went on a 6-0 run to cut the lead to nine at 22-13, but the Gamecocks remained ahead 26-13 after back-to-back buckets by senior guard Justin McKie. The Hawks scored the final two baskets of the half to make it 29-22 as the teams headed to the locker room.

Both teams struggled shooting the ball for long stretches in the first half. Monmouth finished the first half 7-for-30 (23.3 percent), while South Carolina shot 8-of-30, good for 26.7 percent.

The Gamecocks started the second half much like half one, going on an 11-0 run after knocking down 4-of-7 shots from the field (57.1 percent). They led 38-22 at the first media timeout. Thornwell (4) and Notice (5) tallied nine of the 11 points on the run.

The Hawks started half two 2-of-9 (22.2 percent) from the field, but then went on a 16-2 run, holding Carolina scoreless for nearly five minutes before a Silva reverse lay-in. McKie and Notice each hit 3s in the stretch to make it 50-46, but the Hawks got back within two at the under-eight-minute timeout.

Monmouth took its first lead at 52-50 with 6:52 left after a put-back lay-in by big man Diago Quinn. Thornwell scored five straight points to put the Gamecocks back ahead, 55-52, forcing a timeout by head coach King Rice with 5:45 remaining in the second half. Monmouth then had a four-minute field goal drought before scoring four-straight to tie it up at 58-58 with 1:23 remaining.

A pair of Thornwell free throws put Carolina ahead by two with 31.7 seconds left, but Micah Seaborn answered for the Hawks with two free throws of his own to tie the score again.

The Gamecocks turned it over off an inbound play with eight seconds left. Monmouth got a shot off from the right wing, but Thornwell sneaked his block to Carolina got the ball back with 07 seconds left. Dozier landed a half-court heave from the left side that rimmed in-and-out and the game headed to overtime tied at 60.

Dozier, who did not score in regulation, scored six of the team's 10 points in overtime, to propel Carolina to victory. Thornwell scored the other four points from the free throw line. Nine of his 23 points came from the charity stripe Tuesday night.

Notice (15) and Silvia (10) joined Thornwell in double-figures. Silvia tallied his first career double-double after leading the team with 10 rebounds.

The Hawks finished the game with four players in double-figures. Chris Brady led the way with 17 points and 10 rebounds. Je'Lon Hornbeak (14), Micah Seaborn (11) and Justin Robinson (11) were also in double-figures for Monmouth. The Gamecocks held Robinson, who was the unanimous selection for MAAC Preseason Player of the Year, to just 2-of-13 shooting.

GAME 3

Official Basketball Box Score - Game Totals - Final Statistics Monmouth vs South Carolina 11/15/16 6:30 p.m. ET at Columbia, S.C. (Colonial Life Arena)

Monmouth 69 • 1-1

Player stats table for Monmouth vs South Carolina. Columns include Player, FG, 3-Ptr, Rebounds, PF, TP, A TO Bk, Stl, Min. Totals: 20-65, 6-28, 23-27, 15 26 41, 24 69, 10 18 4 15, 22.5

FG % 1st Half: 7-30 23.3% 2nd half: 10-29 34.3% OT: 3-6 50.0% Game: 20-65 30.8% 3FG % 1st Half: 2-13 15.4% 2nd half: 3-14 21.4% OT: 1-1 100.0% Game: 6-28 21.4% FT % 1st Half: 6-8 75.0% 2nd half: 15-16 93.8% OT: 2-3 66.7% Game: 23-27 85.2%

South Carolina 70 • 3-0

Player stats table for South Carolina vs Monmouth. Columns include Player, FG, 3-Ptr, Rebounds, PF, TP, A TO Bk, Stl, Min. Totals: 23-68, 7-23, 17-25, 16 30 46, 22 70, 15 20 5 7, 22.5

FG % 1st Half: 9-30 30.0% 2nd half: 12-32 37.5% OT: 3-6 50.0% Game: 23-68 33.8% 3FG % 1st Half: 3-10 30.0% 2nd half: 4-12 33.3% OT: 0-1 0.0% Game: 7-23 30.4% FT % 1st Half: 10-15 66.7% 2nd half: 3-6 50.0% OT: 4-4 100.0% Game: 17-25 68.0%

Officials: Ted Valentine, Vladimir Voyard-Tadal, William Covington Technical fouls: Monmouth-None. South Carolina-None. Attendance: 9779

Score by periods table for Monmouth vs South Carolina. Columns: 1st, 2nd, OT, Total. Monmouth: 22, 38, 9, 69. South Carolina: 29, 31, 10, 70.

Last FG - MON OT-01:02, SC OT-00:00. Largest lead - MON by 2 2nd-06:52, SC by 18 2nd-15:23. MON led for 01:45. SC led for 39:22. Game was tied for 01:53.

GAME 4 - SOUTH CAROLINA 90, SC STATE 52 NOV. 18, 2016/COLONIAL LIFE ARENA

COLUMBIA, S.C. - South Carolina (4-0) picked up a non-conference home win Friday night after downing South Carolina State (1-2) 92-50. Senior guard Sindarius Thornwell led all scorers for the fourth-straight game with 22 points (8-of-15 from the field). It was Thornwell's third 20-point game of the season.

Carolina went to the first media timeout up 11-3, after starting the game 5-of-7 from the field. The Bulldogs cut the lead to 13-8 after an Edward Stephens 3. The Gamecocks then held the Bulldogs scoreless for the next 3:25 (14:44 to 11:19). Two Khadim Gueye free throws and a jumper by Maik Kotsar pushed the lead back to nine at 17-8 at the 13:44 mark in the opening period.

In the first 10 minutes, Carolina held SC State to just 29 percent shooting (4-of-14). The Gamecocks were the exact opposite, starting the game shooting 59 percent from the field (10-for-17).

Kotsar put Carolina up 25-11 after a nifty reverse layup with 8:56 left in the opening half to force Bulldogs head coach Murray Garvin to take his first timeout of the game. After the timeout, the Gamecocks went on a 10-2 run after 3s from sophomore guard PJ Dozier and r-sophomore guard Hassani Gravett.

Thornwell pushed the lead to 40-18 after knocking down a corner 3 with five minutes left to play in the opening half. The Lancaster, S.C. native, then hit another 3 with 1:46 left to push Carolina's lead to 45-23. The 3 gave him 16 first-half points, which led all scorers. The Gamecocks ended the half on a 5-0 run to take a 50-25 lead at the break. Kotsar had eight points at the break and led the team with seven rebounds. The Bulldogs did not connect for a field goal the final 2:41 of the first half and finished 9-for-28 (32 percent) from the field.

Carolina continued to build on its lead in the second half. Kotsar hit double-figures for the first time in his career with 16:54 left in the game after a put back lay-in off a Thornwell miss. The lay-in opened up a 30-point lead for the home team, 60-30.

The Gamecocks would lead by 26 or more for the rest of the night.

Kotsar, a native of Tallin, Estonia, finished the game with 15 points and eight rebounds. He was a perfect 7-of-7 from the field.

Chris Silva was also in double-figures with 11 points. He also had seven rebounds, including four on the offensive end.

Eric Eaves, the Bulldogs leading returner scorer, finished with a game-high 14 points for SC State.

GAME 4

Official Basketball Box Score - Game Totals - Final Statistics SC State vs South Carolina 11/18/16 6:30 p.m. ET at Columbia, S.C. (Colonial Life Arena)

SC State 50 • 1-2

Player stats table for SC State vs South Carolina. Columns include Player, FG, 3-Ptr, Rebounds, PF, TP, A TO Bk, Stl, Min. Totals: 16-52, 5-14, 13-21, 8 16 24 19, 50 6 14 1 6, 200

FG % 1st Half: 9-28 32.1% 2nd half: 7-24 29.2% Game: 16-52 30.8% 3FG % 1st Half: 3-8 37.5% 2nd half: 2-6 33.3% Game: 5-14 35.7% FT % 1st Half: 4-6 66.7% 2nd half: 9-15 60.0% Game: 13-21 61.9%

South Carolina 92 • 4-0

Player stats table for South Carolina vs SC State. Columns include Player, FG, 3-Ptr, Rebounds, PF, TP, A TO Bk, Stl, Min. Totals: 33-65, 8-24, 18-21, 17 30 47, 19 92, 17 13 9 6, 200

FG % 1st Half: 19-34 55.9% 2nd half: 14-31 45.2% Game: 33-65 50.8% 3FG % 1st Half: 6-14 42.9% 2nd half: 2-10 20.0% Game: 8-24 33.3% FT % 1st Half: 6-8 75.0% 2nd half: 12-13 92.3% Game: 18-21 85.7%

Officials: Tim Gattis, Ray Nadell, Jason Baker Technical fouls: SC State-None. South Carolina-None. Attendance: 10159

Score by periods table for SC State vs South Carolina. Columns: 1st, 2nd, Total. SC State: 25, 25, 50. South Carolina: 50, 42, 92.

Last FG - SCUM 2nd-06:04, SC 2nd-02:19. Largest lead - SCUM by 3 1st-19:08, SC by 43 2nd-02:19. SCUM led for 01:05. SC led for 38:03. Game was tied for 00:52.

GAME 5 - SOUTH CAROLINA 61, 25/24 MICHIGAN 46 NOV. 23, 2016/COLONIAL LIFE ARENA

COLUMBIA, S.C. - South Carolina (5-0) stifled No. 25/24 Michigan (4-1) 61-46 at Colonial Life Arena Wednesday evening, handing the Wolverines their first loss of the season. The Gamecocks had four players in double figures, led by senior guard Sindarius Thornwell, who finished with 21 points and 10 rebounds. It was the Lancaster, S.C. native's fourth-straight game scoring 20-plus and his first double-double of the season.

Carolina threw the first punch Wednesday evening, jumping out to a 13-5 lead at the first media timeout with 15:42 left in the first half. Notice and Silvia combined for 10 of the team's first 12 points with five apiece.

Three forced turnovers and a 6-2 advantage on the boards aided the Gamecocks solid start. The Wolverines countered with a 7-0 run to bring the score to 13-12 as Carolina went scoreless for over four minutes.

Michigan struggled to shoot the ball against South Carolina's stifling defense the entire first half, but was able to keep the game tight with solid shooting from the charity stripe. Eleven of the team's first 18 points came from the free throw line, as they went 11-of-12 (94 percent).

The Wolverines led 20-19 but a Thornwell 3 put the Gamecocks back in front 22-19 with 7:56 left in the first half. Thornwell started the game 4-of-6 with nine points. Michigan answered right away and the teams headed to the under eight media timeout tied at 22-22. Up to that point, the Wolverines were just 5-of-19 (26 percent) from the field and 1-for-10 (10 percent) from behind the arc.

Senior guard Justin McKie came off the bench and scored five-straight points to put Carolina back ahead 27-23. The Gamecocks remained ahead 29-25 at the final media timeout of the half with 3:43 left. Michigan's poor shooting continued, as it was 5-for-20 (25 percent) up to that point.

Notice ended the first half emphatically for Carolina with a coast-to-coast transition layup with 20 seconds left. His layup put the Gamecocks up 33-27 at the half. Carolina held the Wolverines scoreless the final 3:19 of the half. Thornwell led all scorers in the first half with 11 points on the 5-of-8 shooting. Michigan shot 6-of-24 (25 percent) and 1-of-12 from behind the 3-point line. Sophomore PJ Dozier did an outstanding job on the Wolverines leading scorer, Zak Irvin, as he went 2-of-8 and scored just five points.

It was much of the same story for Michigan in the second half, as they started 1-for-6 from the field. Sophomore Hassani Gravett hit a jumper from the right wing to put Carolina up 37-29 with 15:47 left in the game. A Notice layup then put Carolina up by 10 with 14:48 left. It was the Gamecocks' first double-digit lead of the game.

Michigan's Muhammad-Ali Abdur-Rahkman tallied a 3-point play on the ensuing possession to cut the lead to seven at 39-32. That would be the closest the Wolverines would get the rest of the night. Abdur-Rahkman's lay-in ended a 4:08 scoring drought.

After a timeout by Michigan head coach John Beilein, freshman Maik Kotsar scored on an aggressive dribble drive to his left with 10:54 left to put Carolina up 43-33. A pair of Thornwell free throws then pushed the lead to 45-33 with 10:06 left.

An and-1 put back layup by Wolverine big man Mark Donnal ended a 6:53 scoring drought for Michigan. He made the ensuing free throw to cut the lead to 51-40 with 7:35 left. Gravett halted the momentum with a lob to Silva he threw down a thunderous dunk to push the lead back to 13 at 53-40.

With 3:07 left, Kotsar slipped to the hoop again. Thornwell fed him and the freshman big man finished for his 10th point, giving Carolina its biggest lead of the game at 59-43 with 3:07 left.

A Dozier steal put the game on ice in the final 1:20. He threw an outlet pass to Thornwell, who threw it ahead to Notice. The Toronto, Ontario, native, finished to put Carolina up 61-46 with 1:14 left.

GAME 5

Official Basketball Box Score - Game Totals - Final Statistics Michigan vs South Carolina 11/23/16 5 p.m. ET at Columbia, S.C. (Colonial Life Arena)

Michigan 46 • 4-1

Player stats table for Michigan vs South Carolina. Columns include Player, FG, 3-Ptr, Rebounds, PF, TP, A TO Bk, Stl, Min. Totals: 10-52, 2-26, 24-32, 18 18 36 17, 46 2 16 0 7, 200

FG % 1st Half: 6-24 25.0% 2nd half: 4-28 14.3% Game: 10-52 19.2% 3FG % 1st Half: 1-12 8.3% 2nd half: 1-14 7.1% Game: 2-26 7.7% FT % 1st Half: 14-18 77.8% 2nd half: 10-14 71.4% Game: 24-32 75.0%

South Carolina 61 • 5-0

Player stats table for South Carolina vs Michigan. Columns include Player, FG, 3-Ptr, Rebounds, PF, TP, A TO Bk, Stl, Min. Totals: 23-53, 4-15, 11-18, 15 25 40, 24 61, 10 13 6 5, 200

FG % 1st Half: 13-31 41.9% 2nd half: 10-22 45.5% Game: 23-53 43.4% 3FG % 1st Half: 3-7 42.9% 2nd half: 1-14 7.1% Game: 4-15 26.7% FT % 1st Half: 4-7 57.1% 2nd half: 7-11 63.6% Game: 11-18 61.1%

Officials: Doug Shotts, Joe DeRosa, Joe Lindsay Technical fouls: Michigan-None. South Carolina-None. Attendance: 13051

Score by periods table for Michigan vs South Carolina. Columns: 1st, 2nd, Total. Michigan: 27, 19, 46. South Carolina: 33, 28, 61.

Last FG - MICH 2nd-01:54, SC 2nd-01:14. Largest lead - MICH by 3 1st-08:40, SC by 16 2nd-03:07. MICH led for 01:48. SC led for 35:56. Game was tied for 01:45.

GAME 6 - SOUTH CAROLINA 64, #18/16 SYRACUSE NOV. 26, 2016/BROOKLYN, N.Y. (BARCLAYS CENTER)

BROOKLYN - The South Carolina men's basketball team picked up another top-25 victory Saturday afternoon, earning a 64-50 win over No. 18/16 Syracuse (4-1) in the Barclays Center in Brooklyn, N.Y. as part of the Brooklyn Hoops Holiday Invite. The Gamecocks (6-0) had three players score 15 points or more, and used a fierce defensive effort to hold the Orange to 36 points under their season scoring average.

The Gamecocks set the tone early against Syracuse, softening its vaunted zone defense with a pair of 3s from Sindarius Thornwell and PJ Dozier to open the game. It took Carolina just 25 seconds to earn a lead it held for the entire half -- and ultimately, the game -- and after an 8-0 run the lead grew to 20-11 and remained at least a two-possession game for the final 10 minutes of the period.

South Carolina's defense frustrated and harassed the Orange, limiting them to just eight field goals total in the half and a 34 percent success rate from the floor. Driven by 21 points combined from Thornwell and Dozier, the Gamecocks took a 37-26 lead into the halftime break. As a team, South Carolina shot 50 percent in the half, making 11 of-21 attempts on two-point field goals thanks to great dribble penetration from the point guard tandem of Dozier and Thornwell. The duo's ability to get inside Syracuse's zone paid off all afternoon, with South Carolina enjoying a 30-8 margin in points in the paint by the time the final buzzer sounded.

Syracuse made a strong push out of intermission, starting with an 8-3 run to get the Barclays Center crowd of 8,733 on their feet in a 40-34 game. A Thornwell layup off a Maik Kotsar steal broke off the momentum for a spell, but Syracuse's pressure did not let up. Freshman Sedee Keita gave South Carolina some juice off a big block on a dunk attempt, with the ensuing rebound scooped up and taken coast-to-coast by Hassani Gravett for the lay-in. After the Orange split a pair of free throws, Duane Notice relived some more pressure on a deep 3-pointer to make it a 47-39 game with 13 minutes still to play in the game.

Foul troubles would be a major hurdle early in the second half for the Gamecocks, as Syracuse went into the double bonus with 11 minutes still to play while the Gamecocks saw the Orange whistled just twice in the same span. Free throw opportunities gave Syracuse a chance stop the clock and cut into its deficit, but Frank Howard missed four straight shots at the line to keep Carolina ahead by three possessions, 51-43, at the eight-minute mark. South Carolina's defense made sure that free throws would be the best looks the opposition could get; the Gamecocks held Syracuse without a made field goal from the 15:16 mark until a 3-pointer finally broke the spell with 6:37 to play.

South Carolina's offense would not enjoy the same success as its defense, though, as a scoring drought from 10:32 to 4:37 kept it from taking advantage of Syracuse's struggles. Kotsar flipped in his tenth point of the game off a helper from Thornwell to snap the dry spell and make it 53-46 with four minutes to go. The Orange's 17th turnover of the game on the following possession helped Carolina continue what would become a key 6-0 run over a span of three and a half minutes that put the Gamecocks back ahead by double-digits, 57-46, and they would cruise to the 64-50 win thanks to a 7-of-8 success rate at the free throw line down the stretch and just one Syracuse field goal over the final three minutes.

GAME 7 - NO. 20/23 CAROLINA 68, VERMONT 50 DEC. 1, 2016/COLONIAL LIFE ARENA

COLUMBIA, S.C. - No. 20/23 South Carolina (7-0) downed Vermont (6-3) 68-50 Thursday night to remain undefeated. Sophomore PJ Dozier tallied a new career-high 21 points to lead the way for the Gamecocks. Freshman Maik Kotsar (14), sophomore Chris Silva (12) and senior Sindarius Thornwell (11) were also in double-figures.

Carolina jumped out to a 7-3 lead at the first media timeout behind five points from Dozier. The Gamecock defense was stifling in the early goings as the Catamounts started the game 1-for-6 from the field (16.7 percent). Two free throws by Dre Willis cut the lead to 7-5 and ended a 4:09 scoreless drought for Vermont with 13:11 left in the first half.

The game then went back-and-forth the next few minutes as the teams traded baskets. A jumper by Vermont's Cam Ward cut it to 13-11 with 12:01 remaining in the first half, but five-straight points by Thornwell pushed the Gamecocks' lead to 18-11.

Vermont closed the gap, but South Carolina pushed the lead back to seven at 24-17 on a jumper from Hassani Gravett. A Vermont 3-pointer and a free throw brought the game back to three points at 24-21 before Silva scored seven-straight points to make it 31-23, giving Carolina its biggest lead of the half at the under-four media timeout. Dozier hit a 3 to make it 34-23 on the first possession out of the timeout. The made 3 marked a scorching 14-for-21 (66.7 percent) start from the field for the Gamecocks.

A Silva and-1 play made it 39-25 with 2:21 left. Vermont would close the half on a 7-4 run, as Carolina led 43-32 at the break. Dozier and Silva were both in double-figures for the Gamecocks with 12 points apiece at halftime. The duo tied for the team-lead in rebounds as well with four. Thornwell nearly broke into double-figures for Carolina, as he tallied nine points in the opening period. The Gamecocks finished half one 17-of-28 (60.7 percent) from the field.

Carolina came out firing on all cylinders in the second half. Two quick baskets by Kotsar and a transition alley hoop from Thornwell to Dozier forced Catamount head coach John Becker to take a timeout just two minutes into the half after the 6-0 run by the Gamecocks.

The run was stretched to 13-1 after a Dozier made 3 with 16:10 left in the game. South Carolina's hot first half shooting continued as they started 6-of-7 (85.7 percent) from the field after the break.

The Gamecocks led 58-37 at the under 12 media timeout with 11:09 left after pushing the run to 16-5. From there, Carolina would lead by 19 or more the rest of the game.

Kotsar exploded in the second half with 12 points to lead all scorers. Dozier added nine and tallied his first career 20-point game with 4:52 left after a made layup. Thornwell got into double-figures with a made put back late, as he finished with 11 points and led the team with nine assists, which tied a career single-game high for the senior. The Lancaster, S.C. native, has been in double-figures every game this season for South Carolina.

GAME 8 - NO. 20/23 CAROLINA 70, FIU 54 DEC. 4, 2016/COLONIAL LIFE ARENA

COLUMBIA, S.C. - No. 20/23 South Carolina (8-0) picked up its eighth-straight win of the season after defeating FIU (3-6) 70-54 at Colonial Life Arena on Sunday afternoon. Senior guard Duane Notice tied a career-high with 27 points. He was on fire from deep, knocking down six 3s, which set a new-career high. Joining Notice in double-figures was sophomore PJ Dozier (20), who logged his second-straight 20-point game.

Carolina got off to another solid start as Dozier faked a pass to the corner and pulled up from the left wing knocking down a 3 with 17:11 remaining in the first half. The made long-ball forced a Panther time out just three minutes in as the Gamecocks opened play on a 7-0 run.

The lead was pushed to 11-5 at the first media timeout. Dozier, who came into the game fresh off a career-high 21 points in the team's win over Vermont on Thursday, remained hot from the field scoring seven of Carolina's first 11 points.

Freshman RakyM Felder pinpointed a long pass down the floor to Notice who laid it in to make it 15-7. FIU cut the score to 19-14 after an Anthony Boswell 3 from the corner.

The Gamecocks then went on another 7-0 run as Notice knocked down a trey ball from the right wing to move the lead to double-digits at 26-14 with 5:07 left in the first half. Another Notice 3 with 3:54 left pushed him into double-figures on the score sheet.

Freshman Maik Kotsar snaggd an offensive rebound on Carolina's final offensive possession of the half and found a wide-open Notice, who was spotting up behind the arc. Notice knocked down his third 3 of the half and put the Gamecocks up 36-22 at the break. The Toronto, Ontario, native, led all scorers with 14 at halftime. Dozier joined him in double-figures with 11 (4-for-4). Carolina's stingy defense forced a season-high 14 turnovers in the first half.

FIU big man Michael Kessens scored via layup to cut the Gamecocks' lead to 13 with 11:14 left, but Carolina answered with a 7-0 run to push the lead to 20 with 6:37 remaining. The Gamecocks would lead by 16 or more the rest of the way.

Notice broke 20 on the score sheet after hitting his fifth 3 of the game with 4:54 left to put the Gamecocks up 61-40. Dozier tallied his 20th point with a free throw on the ensuing possession. Notice's career-high sixth 3 came with 3:21 left. He finished 8-of-13 from the field and 6-of-10 from behind the arc. Dozier went 7-for-13 from the field, including 2-for-4 from deep. The Columbia, S.C., native, had seven rebounds which tied sophomore Chris Silva for the team lead. Felder led the team with four assists.

GAME 6

Official Basketball Box Score - Game Totals - Final Statistics
South Carolina vs Syracuse
11/26/16 2:30 p.m. ET at Brooklyn, N.Y. (Barclays Center)

South Carolina 64 • 6-0

Table with columns: Player, Total FG, 3-Ptr FG, FT-FTA, Rebounds, PF, TP, A To Bk, Stl, Min. Includes player stats for Kotsar, Silva, Thornwell, etc.

Game summary statistics: FG % 1st Half, 2nd Half, Game; FT % 1st Half, 2nd Half, Game; Points in Paint, Turnovers, Double-Doubles.

Syracuse 50 • 4-1

Table with columns: Player, Total FG, 3-Ptr FG, FT-FTA, Rebounds, PF, TP, A To Bk, Stl, Min. Includes player stats for Lydon, Robertson, Coleman, etc.

Game summary statistics for Syracuse: FG % 1st Half, 2nd Half, Game; FT % 1st Half, 2nd Half, Game; Points in Paint, Turnovers, Double-Doubles.

Officials: Brent Hampton, Tony Green, Lamar Simpson
Technical fouls: South Carolina-None. Syracuse-None.
Attendance: 8733

Score by periods table showing 1st, 2nd, and Total scores for South Carolina and Syracuse.

Last FG - SC 2nd-01:25, SU 2nd-01:02. Largest lead - SU by 16 2nd-01:25, SU None. SC led for 39:35. SU led for 00:00. Game was tied for 00:25.

GAME 7

Official Basketball Box Score - Game Totals - Final Statistics
Vermont vs South Carolina
12/1/16 6:30 p.m. ET at Columbia, S.C. (Colonial Life Arena)

Vermont 50 • 6-3

Table with columns: Player, Total FG, 3-Ptr FG, FT-FTA, Rebounds, PF, TP, A To Bk, Stl, Min. Includes player stats for Lamb, Henson, Bell-Haynes, etc.

Game summary statistics for Vermont: FG % 1st Half, 2nd Half, Game; FT % 1st Half, 2nd Half, Game; Points in Paint, Turnovers, Double-Doubles.

South Carolina 68 • 7-0

Table with columns: Player, Total FG, 3-Ptr FG, FT-FTA, Rebounds, PF, TP, A To Bk, Stl, Min. Includes player stats for Kotsar, Silva, Thornwell, etc.

Game summary statistics for South Carolina: FG % 1st Half, 2nd Half, Game; FT % 1st Half, 2nd Half, Game; Points in Paint, Turnovers, Double-Doubles.

Officials: Pat Adams, Jeffrey Clark, Michael Stephens
Technical fouls: Vermont-None. South Carolina-None.
Attendance: 11579

Score by periods table showing 1st, 2nd, and Total scores for Vermont and South Carolina.

Last FG - VERMONT 2nd-01:12, SC 2nd-04:00. Largest lead - VERMONT None, SC by 23 2nd-03:10. VERMONT led for 00:00, SC led for 38:00. Game was tied for 00:20.

GAME 8

Official Basketball Box Score - Game Totals - Final Statistics
FIU vs South Carolina
12/4/16 2 p.m. ET at Columbia, S.C. (Colonial Life Arena)

FIU 54 • 3-6

Table with columns: Player, Total FG, 3-Ptr FG, FT-FTA, Rebounds, PF, TP, A To Bk, Stl, Min. Includes player stats for Kessens, Smith, Williams, etc.

Game summary statistics for FIU: FG % 1st Half, 2nd Half, Game; FT % 1st Half, 2nd Half, Game; Points in Paint, Turnovers, Double-Doubles.

South Carolina 70 • 8-0

Table with columns: Player, Total FG, 3-Ptr FG, FT-FTA, Rebounds, PF, TP, A To Bk, Stl, Min. Includes player stats for Kotsar, Silva, Notice, etc.

Game summary statistics for South Carolina: FG % 1st Half, 2nd Half, Game; FT % 1st Half, 2nd Half, Game; Points in Paint, Turnovers, Double-Doubles.

Officials: Antinno Petty, Joe Lindsay, A.J. Desai
Technical fouls: FIU-None. South Carolina-None.
Attendance: 10587

Score by periods table showing 1st, 2nd, and Total scores for FIU and South Carolina.

Last FG - FIU 2nd-00:52, SC 2nd-01:06. Largest lead - FIU None, SC by 23 2nd-03:21. FIU led for 00:00, SC led for 39:41. Game was tied for 00:19.

GAME #22 - AT LSU - FEB. 1, 2017 - GAMECOCK BASKETBALL

**GAME 12 - NO. -/25 CAROLINA 90 - LANDER 62
DEC. 27, 2016/COLONIAL LIFE ARENA**

COLUMBIA, S.C. - South Carolina (10-2) posted a 90-62 victory versus instate foe Lander (3-7) Tuesday night at Colonial Life Arena. Freshman Rakym Felder led the team with a career-high 20 points after going 5-for-7 from the 3-point line.

The Bearcats scored the game's first hoop, but Carolina went on an 11-0 run to take an 11-2 lead with 15:32 left in the opening half. Freshman Maik Kotsar had six of the team's first 11 points.

The Gamecocks pushed the run to 19-0 after a pair of Notice free throws with 12:56 remaining. A jumper by freshman Sedee Keita improved the run to 29-1, as Carolina led 29-3 with 9:48 to go in the first half. The Gamecocks' defense held Lander to 1-of-15 shooting in the first 10 minutes.

The Bearcats ended their 0-for-14 field goal drought, as Carolina was up 36-7 at the under eight media timeout. Felder hit back-to-back 3s to extend the lead to 50-14 with 1:49 on the clock. The Brooklyn, N.Y., native, then hit another 3 with 44 seconds left, as the Gamecocks led 53-16 at halftime.

Carolina shot 20-for-32 (63 percent) in the opening half, including 7-for-11 from 3. The Gamecocks held Lander to just 17 percent (5-for-30) shooting from the field and had a 25-14 edge in the rebound column. Felder led the way with 15 points, as he was 4-of-4 from behind the arc in the first half. Nine different players scored in half one for Carolina.

After the break, Felder hit his fifth 3-pointer with 12:19 to go in the game, as Carolina jumped out to its biggest lead of the night, 73-33.

Kotsar posted his first career double-double, snagging his 10th rebound and scoring his 10th point on the ensuing possession with 9:16 to go and the Gamecocks in control up 77-43.

South Carolina remained up by 30 the rest of the way, before a late Lander 3 with 18 seconds left in the game to make it 90-62.

PJ Dozier (15), Duane Notice (13) and Kotsar (10) joined Felder in double-figures. Chris Silva tied Kotsar for the team lead with 11 rebounds and Carolina tied a season-high with 18 assists on the night.

**GAME 13 - MEMPHIS 70, -/25 CAROLINA 54
DEC. 30, 2016/FEDEXFORUM/MEMPHIS, TENN.**

MEMPHIS, Tenn. - The South Carolina men's basketball team dropped a 70-54 decision at Memphis (10-4) Friday night in its final game of 2016. Three Gamecocks reached double figures in scoring, but a season-low shooting percentage and a season-high 30 fouls stunted the offense. PJ Dozier led the team with 13 points in 24 minutes of action.

Both teams battled self-inflicted woes in the opening 10 minutes of the game, as South Carolina (10-3) shot well from the field but were held back by foul troubles and nine turnovers, and Memphis hit just four of its first 17 attempts. A jumper by PJ Dozier made it 15-12 in the Gamecocks' favor with 11:23 to play, but the Tigers countered with an 11-0 run over the next four minutes for their first lead of the night. Following the Dozier basket, Carolina ended the half just 3-of-14 from then on, but took advantage of a Memphis scoring spell late in the period to cut what once was a 10-point deficit down to five points at the buzzer.

Memphis took a 33-28 lead into the break, powered by 11 points from Markel Crawford. The guard accounted for almost half of his team's total field goals (five out of 11), as the Tigers shot 39 percent from the floor but made up for that with 10 free throws. South Carolina was led by six points from Chris Silva and five points from Hassani Gravett and Dozier, but were unable to keep a consistent lineup on the floor thanks to 13 team fouls that saddled four different players with two fouls in the period.

The Gamecocks were able to trim the lead back to one possession, 39-38, eight minutes in to the second half thanks to a 7-1 run. Memphis struck back with an 11-3 run over the next three minutes to ward off the Gamecock momentum, using five straight missed field goals from South Carolina to maintain the lead.

Foul trouble started to weigh heavily on the Gamecocks as the final period wore on. Leading rebounder Chris Silva picked up his fifth foul with six minutes to go, and leading scorer Dozier took a seat as well just two minutes later. The Tigers pulled away late from the free throw line and took its largest lead of the game to the final buzzer, 70-54.

**GAME 14 - NO. -/RV CAROLINA 67 - GEORGIA 61
JAN. 4, 2017/ATHENS, GA./STEGEMAN COLISEUM**

ATHENS, Ga. - South Carolina (11-3, 1-0 SEC) kicked off SEC play with a 67-61 road win at Georgia (9-5, 1-1 SEC) on Wednesday night. Sophomore PJ Dozier led all scorers with 24 points. Senior guard Sindarius Thornwell filled up the stat sheet for his eighth career double-double with 19 points and 11 rebounds.

Both teams exchanged buckets in the early goings with the score all knotted up 7-7 with 15:46 left at the first media timeout of the game. Carolina's offense and defense were in sync early, as nine of the team's first 11 points came off Bulldog turnovers.

A Hassani Gravett 3-pointer with 11:38 left put the Gamecocks up 16-14. Mike Edwards was able to answer for Georgia, as the score was again tied, this time at 16 all, as the teams headed to the benches for the under 12 media timeout with 10:15 left.

Back-to-back hoops by sophomore Chris Silva put Carolina up by four, 24-20, marking the Gamecocks' biggest lead of the first half with 7:10 remaining on the clock. The Bulldogs clawed back to take the lead 28-26 right before a made 3 by senior Justin McKie from the left corner that put Carolina back in front, 29-28, with 4:10 left.

A J.J. Frazier made 3 gave Georgia the lead back, as they went ahead 33-31 with 1:36 remaining in the half. The Bulldogs hit a free throw to go up 34-33 with 12 seconds left, giving the Gamecocks one more chance on the offensive end before the break. Dozier fed Thornwell at the top of the key. Thornwell fed it right back to Dozier on the left wing and he pulled up as time expired. The Columbia, S.C. native knocked down the shot from deep to give Carolina a 36-34 lead at the break.

Dozier led all scorers at half with 14 points. Silva poured in eight. The back-and-forth first half affair featured 11 ties and 13 lead changes. The Gamecocks were able to force eight turnovers in the opening period, which led to 11 points.

Carolina opened the second half on an 8-3 run as it jumped to a 44-37 lead at the under 16 media timeout with 15:58 remaining. The lead held firm at seven, 48-41, at the next media timeout with 11:01 on the clock. The Bulldogs opened the second half shooting just 18 percent from the field (2-of-11).

Georgia cut the Gamecock lead to two, 51-49, but Carolina answered with consecutive buckets from Dozier and Silva to push it back to six, 55-49, with 7:36 left.

In a four point game with 2:07 remaining, Silva went to the charity stripe to shoot two. He made the first, but missed the second. Gravett came up with a huge play tipping the miss to an open teammate to retain possession for the Gamecocks. Thornwell scored and Carolina went back up by six, 62-56, with 1:44 on the clock.

The Bulldogs shifted momentum back their way as leading scorer Yante Mar-en drilled a 3 at the top of the key with 57 seconds left to make it a one point game, 62-61. Thornwell attacked the hoop aggressively on the next possession and tipped in his own miss at the rim to put the Gamecocks up 64-61 with 36 seconds left. Georgia would get only one shot up in its final two possessions as Carolina held on for the hard-fought 67-61 conference victory on the road.

GAME 12



Official Basketball Box Score - Game Totals - Final Statistics
Lander vs South Carolina
12/27/16 7 p.m. ET at Columbia, S.C. (Colonial Life Arena)

Lander 62 • 3-7

Table with columns: #, Player, FG-FGA, 3-Pr, FT-FTA, Rebounds, PF, TP, A TO Bk Stl Min. Includes stats for Kotsar, Silva, Notice, Duane, Dozier, PJ, McKie, Justin, Gravett, Hassani, Felder, Rakym, Gueye, Khadim, Corchiani, Tommy, TUT, Ran, Keita, Sedee, Schmitt, Christian, Holliman, Jarrell, and Team.

FG % 1st Half: 5-30 16.7% 2nd half: 17-32 53.1% Game: 22-62 35.5%
3FG % 1st Half: 0-9 0.0% 2nd half: 5-14 35.7% Game: 5-23 21.7%
FT % 1st Half: 6-8 75.0% 2nd half: 7-11 63.6% Game: 13-19 68.4%

South Carolina 90 • 10-2

Table with columns: #, Player, FG-FGA, 3-Pr, FT-FTA, Rebounds, PF, TP, A TO Bk Stl Min. Includes stats for Kotsar, Silva, Notice, Duane, Dozier, PJ, McKie, Justin, Gravett, Hassani, Felder, Rakym, Gueye, Khadim, Corchiani, Tommy, TUT, Ran, Keita, Sedee, Schmitt, Christian, Holliman, Jarrell, and Team.

FG % 1st Half: 20-33 60.6% 2nd half: 15-35 42.9% Game: 35-68 51.5%
3FG % 1st Half: 7-12 58.3% 2nd half: 3-10 30.0% Game: 10-22 45.5%
FT % 1st Half: 6-9 66.7% 2nd half: 4-7 57.1% Game: 10-16 62.5%

Officials: Tony Henderson, Jerry Heater, Garrick Shannon
Technical fouls: Lander=None, South Carolina=None.
Attendance: 10088

Score by periods table with columns: Score by periods, 1st, 2nd, Total. Includes statistics for Lander and South Carolina.

Last FG - LU 2nd-00:18, SC 2nd-01:50.
Largest lead - LU by 2 1st-19:18, SC by 40 2nd-12:19.
LU led for 00:24. SC led for 38:36. Game was tied for 01:00.

GAME 13



Official Basketball Box Score - Game Totals - Final Statistics
South Carolina vs Memphis
12/30/16 8:11 PM at Memphis, Tenn.

South Carolina 54 • 10-3

Table with columns: #, Player, FG-FGA, 3-Pr, FT-FTA, Rebounds, PF, TP, A TO Bk Stl Min. Includes stats for Kotsar, Silva, Notice, Duane, Dozier, PJ, McKie, Justin, Gravett, Hassani, Felder, Rakym, Gueye, Khadim, Keita, Sedee, Schmitt, Christian, Holliman, Jarrell, and Team.

FG % 1st Half: 9-25 36.0% 2nd half: 9-32 28.1% Game: 18-57 31.6%
3FG % 1st Half: 4-11 36.4% 2nd half: 5-14 35.7% Game: 9-25 36.0%
FT % 1st Half: 6-9 66.7% 2nd half: 3-6 50.0% Game: 9-15 60.0%

Memphis 70 • 10-4

Table with columns: #, Player, FG-FGA, 3-Pr, FT-FTA, Rebounds, PF, TP, A TO Bk Stl Min. Includes stats for Lawson, Dedric, Rivers, Jimario, Lawson, K.J., Martin, Jeremiah, Crawford, Markel, Clergeot, Keon, Kesse, Christian, Randall, Craig, Moffatt, Alex, McDowell, Jake, and Team.

FG % 1st Half: 11-28 39.3% 2nd half: 9-15 60.0% Game: 20-43 46.5%
3FG % 1st Half: 1-7 14.3% 2nd half: 0-0 0.0% Game: 1-7 14.3%
FT % 1st Half: 10-16 62.5% 2nd half: 19-21 90.5% Game: 29-37 78.4%

Officials: Doug Shows, Mike Nance, Joe Lindsay
Technical fouls: South Carolina=None, Memphis=None.
Attendance: 10812

Score by periods table with columns: Score by periods, 1st, 2nd, Total. Includes statistics for South Carolina and Memphis.

Last FG - SC 2nd-03:45, MEM 2nd-02:02.
Largest lead - SC by 3 1st-19:24, MEM by 16 2nd-00:38.
SC led for 07:03. MEM led for 29:23. Game was tied for 03:19.

GAME 14



Official Basketball Box Score - Game Totals - Final Statistics
S. Carolina vs Georgia
01/07/17 7:00 PM ET at Stegeman Coliseum - Athens, Ga.

S. Carolina 67 • 11-3, 1-0

Table with columns: #, Player, FG-FGA, 3-Pr, FT-FTA, Rebounds, PF, TP, A TO Bk Stl Min. Includes stats for Kotsar, Silva, Notice, Duane, Dozier, PJ, McKie, Justin, Gravett, Hassani, Felder, Rakym, Gueye, Khadim, Blanton, TeMarcus, Gueye, Khadim, McKie, Justin, Keita, Sedee, and Team.

FG % 1st Half: 15-33 45.5% 2nd half: 11-28 39.3% Game: 26-61 42.6%
3FG % 1st Half: 4-10 40.0% 2nd half: 1-7 14.3% Game: 5-17 29.4%
FT % 1st Half: 2-4 50.0% 2nd half: 8-13 61.5% Game: 10-17 58.8%

Georgia 61 • 9-5, 1-1

Table with columns: #, Player, FG-FGA, 3-Pr, FT-FTA, Rebounds, PF, TP, A TO Bk Stl Min. Includes stats for Maten, Yante, Ogbeide, Derek, Harris, Jordan, Parker, Juwan, Frazier, J.J., Jackson II, William, Diatta, Pope, Kessler, Houston, Geno, Kenny Paul, Edwards, Mike, and Team.

FG % 1st Half: 11-26 42.3% 2nd half: 6-21 28.6% Game: 17-47 36.2%
3FG % 1st Half: 1-5 20.0% 2nd half: 3-8 37.5% Game: 4-13 30.8%
FT % 1st Half: 11-14 78.6% 2nd half: 12-16 75.0% Game: 23-30 76.7%

Officials: Pat Adams, John Higgins, Anthony Jordan
Technical fouls: S. Carolina=None, Georgia=None.
Attendance: 8856

Score by periods table with columns: Score by periods, 1st, 2nd, Total. Includes statistics for S. Carolina and Georgia.

Last FG - SC 2nd-00:36, UGA 2nd-00:57.
Largest lead - SC by 9 2nd-12:51, UGA by 3 1st-19:44.
SC led for 26:24. UGA led for 05:40. Game was tied for 07:55.

GAME 21 - 23/24 CAROLINA 63 - MIZZOU 53
JAN. 28, 2017/MIZZOU ARENA/COLUMBIA, MO.

COLUMBIA, Mo. - No. 23/24 South Carolina (17-4, 7-1 SEC) picked up its third road win in SEC play after downing Missouri (5-15, 0-8 SEC), 63-53, Saturday night. The Gamecocks are now tied atop the conference standings with No. 4 Kentucky (17-4, 7-1 SEC). Senior Sindarius Thornwell recorded his ninth career double-double with 16 points and 11 rebounds to lead the team. The 11 rebounds matched a career-high.

Carolina fell behind 7-0 after starting 0-for-5 from the field. The Gamecocks clawed back into the game with a 10-2 run, capped by a corner 3 by senior Justin McKie with 11:33 remaining in the first half. The long-ball just after the second media timeout gave Carolina its first lead of the game, 10-9.

The teams exchanged hoops the next several minutes, as the physical game remained tight with the score knotted up 19-19 at the final media timeout of the first half with 3:15 to go.

After trailing 22-21 with 1:11 to go, the Gamecocks ended the first half on a 5-0 run. Freshman Rakym Felder hit his third 3-pointer of the half to put Carolina ahead 24-22 with 51 seconds on the clock.

On the opening half's final possession, TeMarcus Blanton missed a decent look from behind the arc. Freshman Hassani Gravett was able to corral the offensive board and hit a fade away jumper from the left baseline with three seconds left to give the Gamecocks some momentum heading into the locker room, up 26-22 at the break.

Both teams were unable to find their stroke offensively in the first half. South Carolina was 10-for-27 (37 percent) from the field and the Tigers were 7-for-21 (33 percent) from the floor. There was 20 combined turnovers, as each team had 10. The Gamecocks made five 3s and outscored Missouri's bench 19-0. Felder led all scorers at the break with 12 (4-for-7), marking his sixth time this season in double-figures.

Just before the first media timeout of the second half, Thornwell found fellow senior Duane Notice spotting up behind the arc in transition. Notice knocked down the shot to put Carolina up by seven, 31-24, with 15:38 to go. Thornwell then scored five-straight to put the Gamecocks ahead by double-digits for the first time, 38-28, with 12:56 to play.

Back-to-back 3s for South Carolina by Notice and sophomore PJ Dozier gave the Gamecocks their biggest lead of the game, 46-33, with 10:10 remaining. The lead remained 13, 48-35, at the under eight media timeout with 7:49 to go.

The Tigers cut the lead to seven, but Notice knocked down his third 3 of the game to put the lead back to 10. Missouri answered on the other end with a bucket to make it 56-48 at the final media timeout with 3:18 to go. The Tigers would come within seven once more down the stretch as Carolina held on for the 63-53 victory.

Thornwell was perfect from the free throw line for the second-straight game, as he finished 7-for-7. The team shot 14-for-19 (74 percent) at the charity stripe overall Saturday night. Felder was the only other Gamecock to join Thornwell in double-figures with 13.

GAME 21



Official Basketball Box Score - Game Totals - Final Statistics
South Carolina vs Mizzou
1-28-17 7:31 PM at Columbia, Mo. (Mizzou Arena)

South Carolina 63 • 17-4, 7-1

#	Player	Total			3-Ptr			Rebounds			PF	TP	A	TO	Blk	Stl	Min
		FG	FGA	FT	FTA	FG	FGA	FT	FTA	Off							
21	KOTSAR, Maik	1	5	0	0	2	4	6	2	2	2	1	0	1	32		
30	SILVA, Chris	2	4	0	0	3	3	6	4	7	0	1	0	0	16		
00	THORNWELL, Sindarius	4	15	1	7	2	9	11	2	16	2	2	1	2	30		
10	NOTICE, Duane	3	6	3	6	0	2	2	2	9	0	3	1	0	29		
15	DOZIER, PJ	3	13	1	4	0	2	3	5	3	7	0	3	1	23		
02	GRAVETT, Hassani	1	3	0	1	2	1	0	1	2	4	0	1	0	9		
04	FELDER, Rakym	4	7	3	4	2	4	0	0	13	2	1	0	0	19		
05	BLANTON, TeMarcus	1	3	0	2	0	2	2	2	2	1	1	0	1	18		
12	GUYE, Khadim	0	0	0	0	0	0	0	1	0	0	0	1	0	7		
20	MCKIE, Justin	1	1	1	1	0	0	3	3	1	3	2	1	0	17		
Team		20-57		9-25		14-19		11 32 43		19 63		9 14 4		6 200			

FG % 1st Half: 10-27 37.0% 2nd half: 10-30 33.3% Game: 20-57 35.1% Deadball Rebounds 2
 3FG % 1st Half: 5-15 33.3% 2nd half: 4-10 40.0% Game: 9-25 36.0%
 FT % 1st Half: 1-2 50.0% 2nd half: 13-17 76.5% Game: 14-19 73.7%

Mizzou 53 • 5-15, 0-8

#	Player	Total			3-Ptr			Rebounds			PF	TP	A	TO	Blk	Stl	Min
		FG	FGA	FT	FTA	FG	FGA	FT	FTA	Off							
21	BARNETT	1	7	0	2	0	0	1	4	5	4	2	0	1	0	0	21
24	PURYEAR	3	9	0	2	1	1	2	6	8	3	7	0	3	0	0	35
25	WOODS	7	9	0	0	4	7	3	5	8	3	18	0	1	0	0	37
11	WALTON	3	8	0	0	6	8	2	2	4	2	12	1	2	0	1	30
15	GEIST	3	11	0	4	0	0	4	4	1	6	2	4	0	1	29	
01	PHILLIPS	2	7	0	4	1	1	0	2	2	5	5	3	2	0	0	22
04	KEMP	0	0	0	0	0	0	0	0	0	0	0	0	0	0	0	0+
14	NIKKO	0	0	0	0	0	0	0	0	0	1	0	0	0	0	0	1
33	VANLEER	1	5	1	5	0	0	3	3	2	3	2	1	0	0	25	
Team		20-56		1-17		12-17		9 29 38		21 53		8 15 0		2 200			

FG % 1st Half: 7-21 33.3% 2nd half: 13-35 37.1% Game: 20-56 35.7% Deadball Rebounds 0
 3FG % 1st Half: 0-6 0.0% 2nd half: 1-11 9.1% Game: 1-17 5.9%
 FT % 1st Half: 8-11 72.7% 2nd half: 4-6 66.7% Game: 12-17 70.6%

Officials: Jeffrey Clark, Chuck Jones, Terry Oglesby
 Technical fouls: South Carolina-None. Mizzou-None.
 Attendance: 10190
 Estimated Actual: 6891

Score by periods	1st	2nd	Total
South Carolina	26	37	63
Mizzou	22	31	53

	In	Off	2nd	Fast
Points	Paint	T/O	Chance	Break
SC	12	16	14	0
MU-M	36	11	9	2

Last FG - SC 2nd-01:54, MU-M 2nd-00:50. Score tied - 3 times.
 Largest lead - SC by 13 2nd-10:10, MU-M by 7 1st-15:19. Lead changed - 5 times.
 SC led for 25:43, MU-M led for 08:49. Game was tied for 05:26.



#20 - JUSTIN MCKIE

SENIOR | GUARD | 6'4" | 204 | 3 LETTERS

COLUMBIA, S.C./IRMO

SEASON NOTABLES

- Pulled down five rebounds off the bench in opening win vs. La Tech (Nov. 11)
- Posted the second double-figure scoring game of his career with 10 points on 5-of-7 shooting vs. Holy Cross (Nov. 13)
- Led all bench scorers with eight points in 27 minutes, also collecting a career-high six rebounds in Carolina's OT win vs. Monmouth (Nov. 15)
- Scored six points, grabbed four rebounds, tallied two assists and led all bench players in minutes (21) for the third consecutive game in win vs. SC State (Nov. 18)
- Played 17 minutes off the bench and logged five points, four rebounds and one block in win vs. No. 25/24 Michigan (Nov. 23)
- Made first career start in win vs. FIU (Dec. 4), played 13 minutes due to early foul trouble and had an assist and a steal
- Had nine points, two steals, one assist and one rebound in loss vs. Seton Hall (Dec. 12) at Madison Square Garden, made second career start in the game
- Recorded nine points, four rebounds and three assists in win at USF (Dec. 17), posted career-highs for steals (4) and minutes (33) in the victory
- Started his fourth-straight game and scored three points in loss vs. Clemson (Dec. 21), had five rebounds, two assists and a steal in 29 minutes
- Nine points with three rebounds and a season-high four assists in win vs. Lander (Dec. 27)
- Recorded third double-figure scoring game of his career with 10 points at Memphis (Dec. 30)
- Tied a career-high with 33 minutes in loss at No. 5/5 Kentucky (Jan. 21), matched season-high with four assists
- Scored career-high 13 points in blowout win vs. Auburn (Jan. 24), went 3-of-4 from deep as the Gamecocks made 15 3s, also tied a season-high with four assists

MCKIE'S CAREER HIGHS

Points

Career 13, vs. Auburn (Jan. 24, 2017)
Season 13, vs. Auburn (Jan. 24, 2017)

Field Goals

Career 5, 3x, last vs. Auburn (Jan. 24, 2017)
Season 5, twice, last vs. Auburn (Jan. 24, 2017)

Field Goal Attempts

Career 13, at USF (Dec. 17, 2016)
Season 13, at USF (Dec. 17, 2016)

3-Point Field Goals

Career 3, vs. Auburn (Jan. 24, 2017)
Season 3, vs. Auburn (Jan. 24, 2017)

3-Point Field Goal Attempts

Career 6, vs. Monmouth (Nov. 15, 2016)
Season 6, vs. Monmouth (Nov. 15, 2016)

Free Throws

Career 4, vs. Florida (Jan. 7, 2015)
Season 2, 5x, last at Tennessee (Jan. 11, 2017)

Free Throw Attempts

Career 4, 4x, last at Tennessee (Jan. 11, 2017)
Season 4, at Tennessee (Jan. 11, 2017)

Rebounds

Career 6, vs. Monmouth (Nov. 15, 2016)
Season 6, vs. Monmouth (Nov. 15, 2016)

Assists

Career 5, vs. Lipscomb (Nov. 27, 2015)
Season 4, 3x, last vs. Auburn (Jan. 24, 2017)

Blocks

Career 1, 3x, last at USF (Dec. 17, 2016)
Season 1, twice, last at USF (Dec. 17, 2016)

Steals

Career 4, at USF (Dec. 17, 2016)
Season 4, at USF (Dec. 17, 2016)

Minutes Played

Career 33, twice, last at Kentucky (Jan. 21, 2017)
Season 33, twice, last at Kentucky (Jan. 21, 2017)

2016-17

Opponent	Date	GS	Min	FG-FGA	Pct	3FG-3FGA	Pct	FFFTA	Pct	Off	Def	Tot	Avg	PF	FO	A	TO	Blk	Stl	Pts	Avg
Louisiana Tech	11/11/16	19	1-3	.333	1-2	.500	0-0	.000	1	4	5	5.0	0	0	1	1	0	0	3	3.0	
Holy Cross	11/13/16	22	5-7	.714	0-2	.000	0-0	.000	0	1	1	3.0	0	0	0	0	0	0	10	6.5	
Monmouth	11/15/16	27	3-10	.300	1-6	.167	1-2	.500	2	4	6	4.0	2	0	2	0	0	0	8	7.0	
SC State	11/18/16	21	3-6	.500	0-2	.000	0-0	.000	1	3	4	4.0	1	0	2	0	0	0	6	6.8	
Michigan	11/23/16	17	2-3	.666	1-2	.500	0-0	.000	0	4	4	4.0	3	0	0	0	1	0	5	6.4	
vs. Syracuse	11/26/16	16	1-2	.500	0-1	.000	1-3	.333	0	2	2	3.7	0	0	1	2	0	0	3	5.8	
Vermont	12/1/16	20	1-6	.167	0-2	.000	0-0	.000	1	2	3	3.6	1	0	3	0	0	2	2	5.3	
FIU	12/4/16	*	13	0-3	.000	0-2	.000	0-0	.000	0	0	3.1	3	0	1	0	0	1	0	4.6	
vs. Seton Hall	12/12/16	*	23	3-6	.500	1-1	1.000	2-2	1.000	0	1	2.9	2	0	1	0	0	2	9	5.1	
at USF	12/17/16	*	33	3-13	.231	1-5	.200	2-2	1.000	2	2	4	3.0	2	0	3	0	1	4	9	5.5
Clemson	12/21/16	*	29	1-5	.200	0-3	.000	1-2	.500	1	4	5	3.2	2	0	2	2	0	1	3	5.3
Lander	12/27/16	*	23	3-8	.375	1-3	.333	2-3	.667	2	1	3	3.2	2	0	4	0	0	1	9	5.6
at Memphis	12/30/16	*	21	4-8	.500	2-3	.667	2-2	1.000	1	0	1	3.0	2	0	2	2	0	0	10	5.9
at Georgia	1/4/17		16	1-4	.250	1-1	1.000	0-0	.000	3	2	5	3.1	3	0	1	0	0	0	3	5.7
Texas A&M	1/7/17		11	0-2	.000	0-0	.000	0-0	.000	0	0	0	2.9	0	0	2	0	0	0	0	5.3
at Tennessee	1/11/17		19	1-1	1.000	1-1	1.000	2-4	.500	1	1	2	2.9	1	0	1	0	1	1	5	5.3
Ole Miss	1/14/17		2	0-0	.000	0-0	.000	0-0	.000	0	0	0	2.7	0	0	0	1	0	0	0	5.0
Florida	1/18/17		23	1-3	.333	1-1	1.000	0-0	.000	1	2	3	2.7	1	0	2	0	0	1	3	4.9
at Kentucky	1/21/17		33	1-7	.143	0-4	.000	0-0	.000	1	2	3	2.7	4	0	4	0	0	0	2	4.7
Auburn	1/24/17		23	5-7	.714	3-4	.750	0-1	.000	0	1	2	2.7	2	0	4	4	0	1	13	5.2
at Missouri	1/28/17		17	1-1	1.000	1-1	1.000	0-0	.000	0	3	3	2.7	1	0	2	1	0	1	3	5.0
at LSU	2/1/17																				
Georgia	2/4/17																				
Alabama	2/7/17																				
at Mississippi State	2/11/17																				
Arkansas	2/15/17																				
at Vanderbilt	2/18/17																				
at Florida	2/21/17																				
Tennessee	2/25/17																				
Mississippi State	2/28/17																				
at Ole Miss	3/4/17																				
vs. SEC Tournament	TBD																				
vs. NCAA Tournament	TBD																				

CAREER STATISTICS

Season	GP-GS	Min	Avg	FG	FGA	Pct	3FG	3FGA	Pct	FT	FTA	Pct	Off	Def	Tot	Avg	PF	FO	Ast	TO	Blk	Stl	Pts	Avg
2013-14	17-0	80	4.7	3	17	.176	1	8	.125	2	4	.500	4	12	16	0.9	8	0	5	5	0	3	9	0.5
2014-15	25-0	282	11.3	26	67	.388	11	36	.306	18	23	.783	11	33	44	1.8	20	0	8	11	3	9	81	3.2
2015-16	27-0	217	8.0	14	47	.298	3	18	.167	9	14	.643	7	20	27	1.0	21	1	22	7	2	2	40	1.5
2016-17	21-6	428	20.4	40	105	.381	15	46	.326	11	19	.579	17	39	56	2.7	32	0	36	15	3	15	106	5.0
Totals	90-6	1007	11.2	83	236	.352	30	108	.278	40	60	.667	39	104	143	1.6	81	1	71	38	8	29	236	2.6

CAREER SEC STATISTICS

Season	GP-GS	Min	Avg	FG	FGA	Pct	3FG	3FGA	Pct	FT	FTA	Pct	Off	Def	Tot	Avg	PF	FO	Ast	TO	Blk	Stl	Pts	Avg
2014	9-0	56	6.2	2	11	.182	1	5	.200	0	0	.000	1	9	10	1.1	7	0	5	5	0	2	5	0.6
2015	12-0	130	10.8	5	21	.238	2	11	.182	6	6	1.000	6	12	18	1.5	10	0	1	6	1	2	18	1.5
2016	12-0	79	6.6	4	14	.286	0	3	.000	3	6	.500	4	3	7	0.6	4	0	7	4	0	1	11	0.9
2017	8-0	144	18.0	10	25	.400	7	12	.583	2	5	.400	6	11	17	2.1	12	0	16	6	1	4	29	3.6
Totals	41-0	409	10.0	21	71	.296	10	31	.323	11	17	.647	17	35	52	1.3	33	0	29	21	3	9	63	1.5



#10 - DUANE NOTICE

SENIOR | GUARD | 6'2" | 225 | 3 LETTERS

TORONTO, ONTARIO, CANADA/ST. THOMAS MORE (OAKDALE, CONN.)

SEASON NOTABLES

- Tallied 17 points, hitting four 3s in the exhibition win vs. Newberry
- 17 points with three assists and a steal in opener vs. La Tech (Nov. 11)
- Dished a team high five assists in win vs. Holy Cross (Nov. 13)
- Dished the game winning assist on PJ Dozier's jumper as time expired in OT win over Monmouth (Nov. 15)
- Scored 15 points with five assists and a team high three steals vs. the Hawks
- Led team with 35 minutes in win vs. No. 25/24 Michigan (Nov. 23), one of four Gamecocks in double figures with 13 points, also had five rebounds, which was a season-high
- Played 32 minutes, which led team, in win vs. No. 18/16 Syracuse (Nov. 26), tallied seven points, three rebounds, two assists and a steal in the victory
- Matched career-high with 27 points in win vs. FIU (Dec. 4), made 6-of-10 from behind the arc to set a new single-game career-high for 3-point field goals, led team with 36 minutes and had an assist and a rebound
- Posted four points, four rebounds, two assists and two steals in loss vs. Seton Hall (Dec. 12) at Madison Square Garden, played game-high 36 minutes
- Played team-high 37 minutes and posted 15 points, four assists, two rebounds and one steal in win at USF (Dec. 17), scored 14 points and hit four 3s in the second half
- Led team with 36 minutes in loss vs. Clemson (Dec. 21), scored four points, had two rebounds and two assists
- Tied for team lead with 19 points in win vs. Texas A&M (Jan. 7), went 4-of-9 from deep in 32 minutes, surpassed Devan Downey (174) for sole possession of third place all-time for career 3-point makes with 178
- One of three Gamecocks in double-figures after scoring 11 (3-for-5) in win at Tennessee (Jan. 11)
- Tied for team lead with 37 minutes and four assists in loss at No. 5/5 Kentucky (Jan. 21)
- Matched a career-high with 27 points to lead all scorers in blowout win vs. Auburn (Jan. 24), went 9-for-13 from the field and 6-for-9 from 3 (team made season-high 15 3s), was only player on both teams to play 30-plus minutes

NOTICE'S CAREER HIGHS

Points

Career 27, 3x, last vs. Auburn (Jan. 24, 2017)
 Season 27, twice, last vs. Auburn (Jan. 24, 2017)

Field Goals

Career 10, at Marshall (Dec. 1, 2014)
 Season 9, twice, last vs. Auburn (Jan. 24, 2017)

Field Goal Attempts

Career 18, twice, last at LSU (Jan. 28, 2015)
 Season 14, vs. FIU (Dec. 4, 2016)

3-Point Field Goals

Career 6, twice, last vs. Auburn (Jan. 24, 2017)
 Season 6, twice, last vs. Auburn (Jan. 24, 2017)

3-Point Field Goal Attempts

Career 11, twice, last at Alabama (Feb. 24, 2015)
 Season 10, twice, last at USF (Dec. 17, 2016)

Free Throws

Career 12, vs. Memphis (Jan. 2, 2016)
 Season 6, vs. La Tech (Nov. 11, 2016)

Free Throw Attempts

Career 12, vs. Memphis (Jan. 2, 2016)
 Season 8, vs. La Tech (Nov. 11, 2016)

Rebounds

Career 8, vs. Auburn (March 12, 2014)
 Season 5, vs. Michigan (Nov. 23, 2016)

Assists

Career 8, twice, last vs. Florida (Feb. 20, 2016)
 Season 5, twice, last vs. Monmouth (Nov. 15, 2016)

Blocks

Career 2, vs. Auburn (Jan. 24, 2017)
 Season 2, vs. Auburn (Jan. 24, 2017)

Steals

Career 3, 6x, last vs. Monmouth (Nov. 15, 2016)
 Season 3, vs. Monmouth (Nov. 15, 2016)

Minutes Played

Career 41, vs. Monmouth (Nov. 15, 2016)
 Season 41, vs. Monmouth (Nov. 15, 2016)

2016-17

Opponent	Date	GS	Min	FG-FGA	Pct	3FG-FGA	Pct	FT-FTA	Pct	Off	Def	Tot	Avg	PF	FO	Ast	TO	Blk	Stl	Pts	Avg
Louisiana Tech	11/11/16	*	29	4-7	.571	3-6	.500	6-8	.750	0	1	1	1.0	0	0	3	3	0	1	17	17.0
Holy Cross	11/13/16	*	23	2-5	.400	2-4	.500	0-0	.000	0	0	0	0.5	1	0	5	3	0	1	6	11.5
Monmouth	11/15/16	*	41	5-13	.384	3-8	.375	2-2	1.000	2	1	3	1.3	1	0	5	3	0	3	15	12.7
SC State	11/18/16	*	25	1-5	.200	1-5	.200	2-2	1.000	0	0	0	1.0	1	0	4	3	0	0	5	10.8
Michigan	11/23/16	*	35	5-12	.417	1-5	.200	2-4	.500	2	3	5	1.8	1	0	0	0	0	1	13	11.2
vs. Syracuse	11/26/16	*	32	2-7	.286	2-4	.500	1-2	.500	1	2	3	2.0	3	0	2	1	0	1	7	10.5
Vermont	12/1/16	*	28	1-6	.167	0-4	.000	0-0	.000	0	2	2	2.0	1	0	4	2	0	0	2	9.3
FIU	12/4/16	*	36	9-14	.643	6-10	.600	3-4	.750	0	1	1	1.9	2	0	1	0	0	0	27	11.5
vs. Seton Hall	12/12/16	*	36	1-10	.100	1-5	.200	1-4	.250	2	2	4	2.1	0	0	2	3	0	2	4	10.7
at USF	12/17/16	*	37	4-12	.333	4-10	.400	3-4	.750	0	2	2	2.1	1	0	4	1	0	1	15	11.1
Clemson	12/21/16	*	36	1-9	.111	0-5	.000	2-3	.667	1	1	2	2.1	3	0	2	2	0	0	4	10.5
Lander	12/27/16	*	25	5-10	.500	1-5	.200	2-2	1.000	0	3	3	2.2	0	0	1	0	1	1	13	10.7
at Memphis	12/30/16	*	24	0-8	.000	0-7	.000	2-4	.500	1	1	2	2.2	1	0	1	4	0	0	2	10.0
at Georgia	1/4/17	*	29	1-7	.143	0-3	.000	0-2	.000	3	1	4	2.3	2	0	2	2	0	0	2	9.4
Texas A&M	1/7/17	*	32	6-12	.500	4-9	.444	3-3	1.000	0	1	1	2.3	1	0	3	0	0	1	19	10.1
at Tennessee	1/11/17	*	32	3-5	.600	2-4	.500	3-4	.750	1	2	3	2.3	2	0	0	1	0	1	11	10.1
Ole Miss	1/14/17	*	28	2-8	.250	2-7	.286	1-2	.500	0	1	1	2.2	2	0	3	1	0	2	7	9.9
Florida	1/18/17	*	31	0-2	.000	0-2	.000	0-0	.000	0	2	2	2.2	3	0	0	1	1	2	0	9.4
at Kentucky	1/21/17	*	37	2-7	.286	0-4	.000	0-0	.000	1	0	1	2.1	1	0	4	1	0	1	4	9.1
Auburn	1/24/17	*	32	9-13	.692	6-9	.667	3-4	.750	2	2	4	2.2	1	0	2	0	2	0	27	10.0
at Missouri	1/28/17	*	29	3-6	.500	3-6	.500	0-0	.000	0	2	2	2.2	2	0	0	3	1	0	9	10.0
at LSU	2/1/17																				
Georgia	2/4/17																				
Alabama	2/7/17																				
at Mississippi State	2/11/17																				
Arkansas	2/15/17																				
at Vanderbilt	2/18/17																				
at Florida	2/21/17																				
Tennessee	2/25/17																				
Mississippi State	2/28/17																				
at Ole Miss	3/4/17																				
vs. SEC Tournament	TBD																				
vs. NCAA Tournament	TBD																				

CAREER STATISTICS

Season	GP-GS	Min	Avg	FG	FGA	Pct	3FG	3FGA	Pct	FT	FTA	Pct	Off	Def	Tot	Avg	PF	FO	Ast	TO	Blk	Stl	Pts	Avg
2013-14	34-22	856	25.2	90	237	.380	21	58	.362	78	116	.672	35	64	99	2.9	72	2	99	89	4	20	279	8.2
2014-15	33-33	987	29.9	127	337	.377	61	168	.363	72	91	.791	20	67	87	2.6	61	0	89	60	4	29	387	11.7
2015-16	34-8	935	27.5	115	298	.389	68	171	.398	68	91	.747	26	57	83	2.4	55	0	78	35	1	32	366	10.8
2016-17	21-21	657	31.3	66	178	.371	41	122	.336	36	54	.667	16	30	46	2.2	29	0	48	34	5	18	209	10.0
Totals	122-84	3435	28.2	398	1048	.380	191	519	.368	254	352	.722	97	218	315	2.6	217	2	314	218	14	99	1241	10.2

CAREER SEC STATISTICS

Season	GP-GS	Min	Avg	FG	FGA	Pct	3FG	3FGA	Pct	FT	FTA	Pct	Off	Def	Tot	Avg	PF	FO	Ast	TO	Blk	Stl	Pts	Avg
2014	18-14	516	28.7	48	133	.361	8	30	.267	46	71	.648	19	34	53	2.9	41	1	50	58	1	11	150	8.3
2015	18-18	548	30.4	62	191	.325	33	102	.324	26	36	.722	12	35	47	2.6	35	0	48	30	2	11	183	10.2
2016	18-5	533	29.6	63	153	.412	40	97	.412	22	33	.667	15	31	46	2.6	34	0	43	22	0	17	188	10.4
2017	8-8	250	31.3	26	60	.433	17	44	.386	10	15	.667	7	11	18	2.3	14	0	14	9	4	7	79	9.9
Totals	62-45	1847	29.8	199	537	.371	98	273	.359	104	155	.671	53	111	164	2.6	124	1	155	119	7	46	600	9.7



#0 - SINDARIUS THORNWELL

SENIOR | GUARD | 6'5" | 211 | 3 LETTERS

LANCASTER, S.C./OAK HILL ACADEMY (WILSON, VA.)

SEASON NOTABLES

- Led the team with 18 points, seven rebounds and six assists in opener vs. La Tech
- Posted the 16th 20-point game of his career with a team high 20 points, hitting four 3s, in win vs. Holy Cross (Nov. 13)
- Led the team for the third straight game to open the season with 23 points, nine rebounds, five assists and a pair of steals to go along with a career high three blocks in the OT win over Monmouth (Nov. 15)
- Tallied third 20-point game of the season (17th of career) after leading team in points with 22 for the fourth straight game, also had five rebounds in 25 minutes played in win vs. SC State (Nov. 18)
- Tallied fourth-straight 20-point game of the season after leading team with 21 in win vs. No. 25/24 Michigan (Nov. 23), also had 10 rebounds to record first double-double of the season, shot 8-of-12 (67 percent) from the field
- Tied for team-lead with 16 points in win vs. No. 18/16 Syracuse (Nov. 26), had six rebounds, team-high five assists and three steals in 31 minutes, went 9-of-10 from the free-throw line
- Scored 11 points and tied a single-game career-high with nine assists in win vs. Vermont (Dec. 1), also had five rebounds and tied for the team lead with three steals
- Recorded eighth career double-double after scoring 19 points and leading the team with 11 rebounds in win at Georgia (Jan. 7), played team-high 39 minutes and tied a career-high with six steals
- Led team with 35 minutes and seven rebounds in win vs. Texas A&M (Jan. 7), scored 11 of his 16 points in the game's final 6:23, also tallied five steals, all in the first half, to move into seventh place all-time on the career steals list (155)
- Top-scorer after pouring in 22 points in win at Tennessee (Jan. 11) for his fifth 20-point outing of the season and the 20th of his career, went 9-for-10 from charity stripe, also had five rebounds and led the team with four assists and four steals
- Moved into the top-10 of the all-time scoring list (1,496) after leading team with 20 points in win vs. No. 19/21 Florida (Jan. 18), went 9-of-13 from the free throw line to match a season-high, has now made nine-plus free throws in four games this season
- Led all scorers after logging career-high 34 points (9-of-23) in loss at No. 5/5 Kentucky (Jan. 21), led team with six rebounds and tied for team lead with 37 minutes played, also set career-highs with free throws (14) and free throw attempts (15)
- Had 22 points, tying a career-high with five made 3s, moved into 7th on the all-time scoring list passing Carlos Powell (1,541 points), also had two steals to move into fifth on the all-time steals list, passing BJ McKie and Michael Foster (164)
- Logged his ninth career double-double with 16 points and 11 rebounds (tied career-high) in win at Mizzou (Jan. 28)

THORNWELL'S CAREER HIGHS

Points

Career 34, at Kentucky (Jan. 21, 2017)
 Season 34, at Kentucky (Jan. 21, 2017)

Field Goals

Career 9, 5x, last at Kentucky (Jan. 21, 2017)
 Season 9, at Kentucky (Jan. 21, 2017)

Field Goal Attempts

Career 24, vs. Charlotte (Nov. 21, 2014)
 Season 23, at Kentucky (Jan. 21, 2017)

3-Point Field Goals

Career 5, twice, last vs. Auburn (Jan. 24, 2017)
 Season 5, vs. Auburn (Jan. 24, 2017)

3-Point Field Goal Attempts

Career 10, twice, last vs. Charlotte (Nov. 21, 2014)
 Season 7, vs. Auburn (Jan. 24, 2017)

Free Throws

Career 14, at Kentucky (Jan. 21, 2017)
 Season 14, at Kentucky (Jan. 21, 2017)

Free Throw Attempts

Career 15, at Kentucky (Jan. 21, 2017)
 Season 15, at Kentucky (Jan. 21, 2017)

Rebounds

Career 11, 6x, last at Missouri (Jan. 28, 2017)
 Season 11, twice, last at Missouri (Jan. 28, 2017)

Assists

Career 9, 3x, last vs. Vermont (Dec. 1, 2016)
 Season 9, vs. Vermont (Dec. 1, 2016)

Blocks

Career 3, 3x, last at Georgia (Jan. 4, 2017)
 Season 3, 3x, last at Georgia (Jan. 4, 2017)

Steals

Career 6, twice, last at Georgia (Jan. 4, 2017)
 Season 6, at Georgia (Jan. 4, 2017)

Minutes Played

Career 44, vs. Florida (Feb. 20, 2016)
 Season 41, vs. Monmouth (Nov. 15, 2016)

2016-17

Opponent	Date	GS	Min	FG-FGA	Pct	3FG-3FGA	Pct	FT-FTA	Pct	Off	Def	Tot	Avg	PF	FO	A	TO	Blk	Stl	Pts	Avg
Louisiana Tech	11/11/16	*	32	7-16	.438	2-4	.500	2-2	1.000	1	6	7	7.0	4	0	6	6	1	1	18	18.0
Holy Cross	11/13/16	*	27	5-9	.555	4-6	.667	6-6	1.000	3	5	8	6.0	1	0	0	0	2	0	20	19.0
Monmouth	11/15/16	*	41	6-18	.333	2-5	.400	9-11	.818	3	6	9	7.0	2	0	5	3	3	2	23	20.3
SC State	11/18/16	*	25	8-15	.533	2-6	.333	4-4	1.000	2	3	5	6.5	2	0	1	2	0	1	22	20.8
Michigan	11/23/16	*	32	8-12	.667	2-4	.500	3-5	.600	1	9	10	7.2	1	0	3	4	3	1	21	20.8
vs. Syracuse	11/26/16	*	31	3-6	.500	1-2	.500	9-10	.900	2	4	6	7.0	3	0	5	3	0	3	16	20.0
Vermont	12/1/16	*	29	4-10	.400	1-2	.500	2-2	1.000	3	2	5	6.7	1	0	9	1	0	3	11	18.7
FIU	12/4/16	-	-	-	-	-	-	-	-	-	-	-	-	-	-	-	-	-	-	-	-
vs. Seton Hall	12/12/16	-	-	-	-	-	-	-	-	-	-	-	-	-	-	-	-	-	-	-	-
at USF	12/17/16	-	-	-	-	-	-	-	-	-	-	-	-	-	-	-	-	-	-	-	-
Clemson	12/21/16	-	-	-	-	-	-	-	-	-	-	-	-	-	-	-	-	-	-	-	-
Lander	12/27/16	-	-	-	-	-	-	-	-	-	-	-	-	-	-	-	-	-	-	-	-
at Memphis	12/30/16	-	-	-	-	-	-	-	-	-	-	-	-	-	-	-	-	-	-	-	-
at Georgia	1/4/17	*	35	8-17	.471	1-3	.333	2-4	.500	3	8	11	7.3	3	0	1	1	3	6	19	18.8
Texas A&M	1/7/17	*	35	6-16	.375	1-6	.167	3-4	.750	5	2	7	7.2	0	0	2	1	0	5	16	18.4
at Tennessee	1/11/17	*	32	6-12	.500	1-2	.500	9-10	.900	2	3	5	7.0	3	0	4	4	1	4	22	18.8
Ole Miss	1/14/17	*	32	3-10	.300	0-2	.000	4-6	.667	4	4	8	7.1	2	0	3	3	0	2	10	18.0
Florida	1/18/17	*	32	5-11	.455	1-2	.500	9-13	.692	2	3	5	6.9	3	0	1	1	0	2	20	18.2
at Kentucky	1/21/17	*	37	9-23	.391	2-6	.333	14-15	.933	3	3	6	6.8	2	0	1	3	1	1	34	19.4
Auburn	1/24/17	*	27	6-12	.500	5-7	.714	5-5	1.000	1	7	8	6.9	3	0	5	4	2	2	22	19.6
at Missouri	1/28/17	*	31	4-15	.267	1-7	.143	7-7	1.000	2	9	11	7.2	2	0	2	2	1	2	16	19.3
at LSU	2/1/17																				
Georgia	2/4/17																				
Alabama	2/7/17																				
at Mississippi State	2/11/17																				
Arkansas	2/15/17																				
at Vanderbilt	2/18/17																				
at Florida	2/21/17																				
Tennessee	2/25/17																				
Mississippi State	2/28/17																				
at Ole Miss	3/4/17																				
vs. SEC Tournament	TBD																				
vs. NCAA Tournament	TBD																				

CAREER STATISTICS

Season	GP-GS	Min	Avg	FG	FGA	Pct	3FG	3FGA	Pct	FT	FTA	Pct	Off	Def	Tot	Avg	PF	FO	Ast	TO	Blk	Stl	Pts	Avg
2013-14	34-34	1007	29.6	143	370	.386	37	100	.370	131	178	.736	48	91	139	4.1	100	2	101	106	21	40	454	13.4
2014-15	33-33	1011	30.6	114	335	.340	38	142	.268	101	141	.716	50	111	161	4.9	83	3	73	71	11	43	367	11.1
2015-16	34-34	1125	33.1	144	377	.382	46	138	.333	123	161	.764	39	124	163	4.8	66	0	130	77	16	50	457	13.4
2016-17	15-15	477	31.8	88	202	.436	26	64	.406	88	104	.846	36	72	108	7.2	32	0	48	38	17	35	290	19.3
Totals	116-116	3620	31.2	489	1284	.381	147	444	.331	443	584	.759	173	398	571	4.9	281	5	352	292	65	168	1568	13.5

CAREER SEC STATISTICS

Season	GP-GS	Min	Avg	FG	FGA	Pct	3FG	3FGA	Pct	FT	FTA	Pct	Off	Def	Tot	Avg	PF	FO	Ast	TO	Blk	Stl	Pts	Avg
2014	18-18	597	33.2	90	229	.393	21	60	.350	79	105	.752	29	56	85	4.7	55	2	72	75	13	21	280	15.6
2015	18-18	578	32.1	55	180	.306	23	83	.277	58	76	.763	24	52	76	4.2	47	2	39	44	3	19	191	10.6
2016	18-18	634	35.2	83	219	.379	25	73	.342	67	87	.770	25	60	85	4.7	34	0	71	44	10	26	258	14.3
2017	8-8	260	32.5	47	116	.405	12	35	.343	53	64	.828	22	39	61	7.6	18	0	19	19	8	24	159	19.9
Totals	62-62	2069	33.4	275	744	.370	81	251	.323	257	332	.774	100	207	307	5.0	154	4	201	182	34	90	888	14.3



#31 JARRELL HOLLIMAN

R-JUNIOR | FORWARD | 6'7" | 206 | 2 LETTERS

ALPHARETTA, GA./ALPHARETTA/ELMHURST COLLEGE

SEASON NOTABLES

- Tallied three points in eight minutes in the exhibition win vs. Newberry
- Scored the first points of his Gamecock career and played a career high 14 minutes in season opener vs. La Tech (Nov. 11)
- Collected a rebound in 12 minutes vs. Holy Cross (Nov. 13)
- Pulled down two rebounds in nine minutes in OT win vs. Monmouth (Nov. 15)
- Played eight minutes and snagged one rebound in win vs. SC State (Nov. 18)
- Saw three minutes of action and logged one block (first of career) in win vs. Vermont (Dec. 1)
- Had two rebounds in three minutes in win vs. FIU (Dec. 4)
- Logged two minutes in loss vs. Seton Hall at Madison Square Garden (Dec. 12)
- Saw 10 minutes of action off the bench in win at USF (Dec. 17), hit two free throws (first of his career) early in the second half to log first points since season-opener
- Played five minutes off the bench and grabbed two rebounds in loss vs. Clemson (Dec. 21)
- Made SEC debut in loss at No. 5/5 Kentucky (Jan. 21), playing 10 minutes off the bench
- Had two points and two rebounds in blowout win vs. Auburn (Jan. 24)

HOLLIMAN'S CAREER HIGHS

Points

Career 4, vs. La Tech (Nov. 11, 2016)
 Season 4, vs. La Tech (Nov. 11, 2016)

Field Goals

Career 2, vs. La Tech (Nov. 11, 2016)
 Season 2, vs. La Tech (Nov. 11, 2016)

Field Goal Attempts

Career 2, vs. La Tech (Nov. 11, 2016)
 Season 2, vs. La Tech (Nov. 11, 2016)

3-Point Field Goals

Career -
 Season -

3-Point Field Goal Attempts

Career -
 Season 2, at USF (Dec. 17, 2016)

Free Throws

Career 2, at USF (Dec. 17, 2016)
 Season 2, at USF (Dec. 17, 2016)

Free Throw Attempts

Career 2, at USF (Dec. 17, 2016)
 Season 2, at USF (Dec. 17, 2016)

Rebounds

Career 2, 4x, last vs. Auburn (Jan. 24, 2017)
 Season 2, 4x, last vs. Auburn (Jan. 24, 2017)

Assists

Career 1, twice, last vs. Monmouth (Nov. 15, 2016)
 Season 1, twice, last vs. Monmouth (Nov. 15, 2016)

Blocks

Career 1, vs. Vermont (Dec. 1, 2016)
 Season 1, vs. Vermont (Dec. 1, 2016)

Steals

Career -
 Season -

Minutes Played

Career 14, vs. La Tech (Nov. 11, 2016)
 Season 14, vs. La Tech (Nov. 11, 2016)

2016-17

Opponent	Date	GS	Min	FG-FGA	Pct	3FG-3FGA	Pct	FT-FTA	Pct	Off	Def	Tot	Avg	PF	FO	A	TO	Blk	Stl	Pts	Avg
Louisiana Tech	11/11/16	14	2-2	1.000	0-0	.000	0-0	.000	0	0	0	0.0	2	0	1	0	0	0	0	4	4.0
Holy Cross	11/13/16	12	0-1	.000	0-0	.000	0-0	.000	1	0	1	0.5	2	0	0	0	0	0	0	0	2.0
Monmouth	11/15/16	9	0-0	.000	0-0	.000	0-0	.000	1	2	1.0	2	0	1	0	0	0	0	0	0	1.3
SC State	11/18/16	8	0-1	.000	0-0	.000	0-0	.000	0	1	1.0	2	0	0	0	0	0	0	0	0	1.0
Michigan	11/23/16	-	-	-	-	-	-	-	-	-	-	-	-	-	-	-	-	-	-	-	-
vs. Syracuse	11/26/16	-	-	-	-	-	-	-	-	-	-	-	-	-	-	-	-	-	-	-	-
Vermont	12/1/16	3	0-0	.000	0-0	.000	0-0	.000	0	0	0	0.8	0	0	0	0	1	0	0	0	0.8
FIU	12/4/16	3	0-0	.000	0-0	.000	0-0	.000	0	2	2	1.0	0	0	0	1	0	0	0	0	0.7
vs. Seton Hall	12/12/16	2	0-0	.000	0-0	.000	0-0	.000	0	0	0	0.9	0	0	0	0	0	0	0	0	0.6
at USF	12/17/16	10	0-1	.000	0-0	.000	2-2	1.000	0	0	0.8	3	0	0	0	0	0	0	0	2	0.8
Clemson	12/21/16	5	0-1	.000	0-0	.000	0-0	.000	0	2	2	0.9	0	0	0	0	0	0	0	0	0.7
Lander	12/27/16	3	0-0	.000	0-0	.000	0-0	.000	0	0	0	0.8	0	0	0	0	0	0	0	0	0.6
at Memphis	12/30/16	1	0-0	.000	0-0	.000	0-0	.000	0	0	0	0.7	0	0	0	0	0	0	0	0	0.5
at Georgia	1/4/17	-	-	-	-	-	-	-	-	-	-	-	-	-	-	-	-	-	-	-	-
Texas A&M	1/7/17	-	-	-	-	-	-	-	-	-	-	-	-	-	-	-	-	-	-	-	-
at Tennessee	1/11/17	-	-	-	-	-	-	-	-	-	-	-	-	-	-	-	-	-	-	-	-
Ole Miss	1/14/17	-	-	-	-	-	-	-	-	-	-	-	-	-	-	-	-	-	-	-	-
Florida	1/18/17	-	-	-	-	-	-	-	-	-	-	-	-	-	-	-	-	-	-	-	-
at Kentucky	1/21/17	10	0-0	.000	0-0	.000	0-0	.000	0	0	0	0.7	3	0	0	0	0	0	0	0	0.5
Auburn	1/24/17	5	1-1	1.000	0-0	.000	0-0	.000	2	0	2	0.8	1	0	0	1	0	0	0	2	0.6
at Missouri	1/28/17	-	-	-	-	-	-	-	-	-	-	-	-	-	-	-	-	-	-	-	-
at LSU	2/1/17	-	-	-	-	-	-	-	-	-	-	-	-	-	-	-	-	-	-	-	-
Georgia	2/4/17	-	-	-	-	-	-	-	-	-	-	-	-	-	-	-	-	-	-	-	-
Alabama	2/7/17	-	-	-	-	-	-	-	-	-	-	-	-	-	-	-	-	-	-	-	-
at Mississippi State	2/11/17	-	-	-	-	-	-	-	-	-	-	-	-	-	-	-	-	-	-	-	-
Arkansas	2/15/17	-	-	-	-	-	-	-	-	-	-	-	-	-	-	-	-	-	-	-	-
at Vanderbilt	2/18/17	-	-	-	-	-	-	-	-	-	-	-	-	-	-	-	-	-	-	-	-
at Florida	2/21/17	-	-	-	-	-	-	-	-	-	-	-	-	-	-	-	-	-	-	-	-
Tennessee	2/25/17	-	-	-	-	-	-	-	-	-	-	-	-	-	-	-	-	-	-	-	-
Mississippi State	2/28/17	-	-	-	-	-	-	-	-	-	-	-	-	-	-	-	-	-	-	-	-
at Ole Miss	3/4/17	-	-	-	-	-	-	-	-	-	-	-	-	-	-	-	-	-	-	-	-
vs. SEC Tournament	TBD	-	-	-	-	-	-	-	-	-	-	-	-	-	-	-	-	-	-	-	-
vs. NCAA Tournament	TBD	-	-	-	-	-	-	-	-	-	-	-	-	-	-	-	-	-	-	-	-

CAREER STATISTICS

Season	GP-GS	Min	Avg	FG	FGA	Pct	3FG	3FGA	Pct	FT	FTA	Pct	Off	Def	Tot	Avg	PF	FO	Ast	TO	Blk	Stl	Pts	Avg
2015-16	4-0	9	2.3	0	0	.000	0	0	.000	0	0	.000	0	0	0	0.0	1	0	0	1	0	0	0	0.0
2016-17	13-0	85	6.5	3	7	.429	0	0	.000	2	2	1.000	4	6	10	0.8	16	0	2	2	1	0	8	0.6
Totals	17-0	94	5.5	3	7	.429	0	0	.000	2	2	1.000	4	6	10	0.6	17	0	2	3	1	0	8	0.5

CAREER SEC STATISTICS

Season	GP-GS	Min	Avg	FG	FGA	Pct	3FG	3FGA	Pct	FT	FTA	Pct	Off	Def	Tot	Avg	PF	FO	Ast	TO	Blk	Stl	Pts	Avg
2016	2-0	15	7.5	1	1	1.000	0	0	.000	0	0	.000	2	0	2	1.0	4	0	0	1	0	0	2	1.0



#14 RAN TUT

JUNIOR | FORWARD | 6'9" | 210 | TRANSFER

MELBOURNE, AUSTRALIA/EDISON ACADEMY/MONROE COLLEGE

SEASON NOTABLES

- DNP in the exhibition vs. Newberry due to a knee injury
- Scored four points off the bench, pulling down six rebounds in opener vs. La Tech (Nov. 11)
- Collected three rebounds, with a block and a steal in eight minutes off the bench vs. Holy Cross (Nov. 13)
- Recorded two points and three rebounds off the bench in win vs. SC State (Nov. 18)
- Had two rebounds in three minutes of action in win vs. Vermont (Dec. 1)
- Played four minutes off the bench and logged an assist and a steal in win at USF (Dec. 17)
- Made SEC debut in win at Tennessee (Jan. 11) and saw three minutes of action off the bench at the end of the first half
- Had two points in blowout win vs. Auburn (Jan. 24)

TUT'S SEASON HIGHS

Points

4, vs. La Tech (Nov. 11, 2016)

Field Goals

2, vs. La Tech (Nov. 11, 2016)

Field Goal Attempts

5, vs. La Tech (Nov. 11, 2016)

3-Point Field Goals

-

3-Point Field Goal Attempts

1, vs. La Tech (Nov. 11, 2016)

Free Throws

-

Free Throw Attempts

-

Rebounds

6, vs. La Tech (Nov. 11, 2016)

Assists

1, twice, last at USF (Dec. 17, 2016)

Blocks

1, 3x, last vs. Lander (Dec. 27, 2016)

Steals

1, twice, last at USF (Dec. 17, 2016)

Minutes

19, vs. La Tech (Nov. 11, 2016)

2016-17

Opponent	Date	GS	Min	FG-FGA	Pct	3FG-FGA	Pct	FFFTA	Pct	Off	Def	Tot	Avg	PF	FO	A	TO	Blk	Stl	Pts	Avg
Louisiana Tech	11/11/16		19	2-5	.400	0-1	.000	0-0	.000	2	4	6	6.0	0	0	1	0	1	1	4	4.0
Holy Cross	11/13/16		8	0-0	.000	0-0	.000	0-0	.000	0	3	3	4.5	0	0	0	0	1	1	0	2.0
Monmouth	11/15/16		-	-	-	-	-	-DNP - Coaches Decision	-	-	-	-	-	-	-	-	-	-	-	-	-
SC State	11/18/16		7	1-2	.500	0-0	.000	0-0	.000	1	2	3	4.0	0	0	0	0	0	0	2	2.0
Michigan	11/23/16		1	0-0	.000	0-0	.000	0-0	.000	0	0	0	3.0	0	0	0	0	0	0	0	1.5
vs. Syracuse	11/26/16		-	-	-	-	-	-DNP - Coaches Decision	-	-	-	-	-	-	-	-	-	-	-	-	-
Vermont	12/1/16		3	0-1	.000	0-0	.000	0-0	.000	0	2	2	2.8	0	0	0	0	0	0	0	1.2
FIU	12/4/16		-	-	-	-	-	-DNP - Coaches Decision	-	-	-	-	-	-	-	-	-	-	-	-	-
vs. Seton Hall	12/12/16		-	-	-	-	-	-DNP - Coaches Decision	-	-	-	-	-	-	-	-	-	-	-	-	-
at USF	12/17/16		4	0-1	.000	0-0	.000	0-0	.000	0	0	0	2.3	1	0	1	0	0	1	0	1.0
Clemson	12/21/16		-	-	-	-	-	-DNP - Coaches Decision	-	-	-	-	-	-	-	-	-	-	-	-	-
Lander	12/27/16		3	0-0	.000	0-0	.000	0-0	.000	1	0	1	2.1	0	0	0	0	1	0	0	0.9
at Memphis	12/30/16		-	-	-	-	-	-DNP - Coaches Decision	-	-	-	-	-	-	-	-	-	-	-	-	-
at Georgia	1/4/17		-	-	-	-	-	-DNP - Coaches Decision	-	-	-	-	-	-	-	-	-	-	-	-	-
Texas A&M	1/7/17		-	-	-	-	-	-DNP - Coaches Decision	-	-	-	-	-	-	-	-	-	-	-	-	-
at Tennessee	1/11/17		3	0-0	.000	0-0	.000	0-0	.000	0	0	0	1.9	0	0	0	0	0	0	0	0.8
Ole Miss	1/14/17		5	0-0	.000	0-0	.000	0-0	.000	0	0	0	1.7	1	0	1	0	0	0	0	0.7
Florida	1/18/17		-	-	-	-	-	-DNP - Coaches Decision	-	-	-	-	-	-	-	-	-	-	-	-	-
at Kentucky	1/21/17		-	-	-	-	-	-DNP - Coaches Decision	-	-	-	-	-	-	-	-	-	-	-	-	-
Auburn	1/24/17		4	1-3	.333	0-0	.000	0-0	.000	0	0	0	1.5	1	0	0	0	0	0	2	0.8
at Missouri	1/28/17		-	-	-	-	-	-DNP - Coaches Decision	-	-	-	-	-	-	-	-	-	-	-	-	-
at LSU	2/1/17		-	-	-	-	-	-DNP - Coaches Decision	-	-	-	-	-	-	-	-	-	-	-	-	-
Georgia	2/4/17		-	-	-	-	-	-DNP - Coaches Decision	-	-	-	-	-	-	-	-	-	-	-	-	-
Alabama	2/7/17		-	-	-	-	-	-DNP - Coaches Decision	-	-	-	-	-	-	-	-	-	-	-	-	-
at Mississippi State	2/11/17		-	-	-	-	-	-DNP - Coaches Decision	-	-	-	-	-	-	-	-	-	-	-	-	-
Arkansas	2/15/17		-	-	-	-	-	-DNP - Coaches Decision	-	-	-	-	-	-	-	-	-	-	-	-	-
at Vanderbilt	2/18/17		-	-	-	-	-	-DNP - Coaches Decision	-	-	-	-	-	-	-	-	-	-	-	-	-
at Florida	2/21/17		-	-	-	-	-	-DNP - Coaches Decision	-	-	-	-	-	-	-	-	-	-	-	-	-
Tennessee	2/25/17		-	-	-	-	-	-DNP - Coaches Decision	-	-	-	-	-	-	-	-	-	-	-	-	-
Mississippi State	2/28/17		-	-	-	-	-	-DNP - Coaches Decision	-	-	-	-	-	-	-	-	-	-	-	-	-
at Ole Miss	3/4/17		-	-	-	-	-	-DNP - Coaches Decision	-	-	-	-	-	-	-	-	-	-	-	-	-
vs. SEC Tournament	TBD		-	-	-	-	-	-DNP - Coaches Decision	-	-	-	-	-	-	-	-	-	-	-	-	-
vs. NCAA Tournament	TBD		-	-	-	-	-	-DNP - Coaches Decision	-	-	-	-	-	-	-	-	-	-	-	-	-

CAREER STATISTICS

Season	GP-GS	Min	Avg	FG	FGA	Pct	3FG	3FGA	Pct	FT	FIA	Pct	Off	Def	Tot	Avg	PF	FO	Ast	TO	Blk	Stl	Pts	Avg
2016-17	10-0	57	5.7	4	12	.333	0	1	.000	0	0	.000	4	11	15	1.5	3	0	2	1	3	3	8	0.8

CAREER SEC STATISTICS

Season	GP-GS	Min	Avg	FG	FGA	Pct	3FG	3FGA	Pct	FT	FIA	Pct	Off	Def	Tot	Avg	PF	FO	Ast	TO	Blk	Stl	Pts	Avg
2017	3-0	12	4.0	1	3	.333	0	0	.000	0	0	.000	0	0	0	0.0	2	0	0	1	0	0	2	0.7



#1 KORY HOLDEN

JUNIOR | GUARD | 6'1" | 181 | 2 LETTERS

SALISBURY, MD./DELAWARE

SEASON NOTABLES

- Transfer from Delaware in the offseason, and is not eligible to play in 2016-17 due to NCAA transfer rules

HOLDEN'S CAREER HIGHS

Points

-

Field Goals

-

Field Goal Attempts

-

3-Point Field Goals

-

3-Point Field Goal Attempts

-

Free Throws

-

Free Throw Attempts

-

Rebounds

-

Assists

-

Blocks

-

Steals

-

Minutes

-

CAREER STATISTICS (AT DELAWARE)

Season	GP-GS	Min	Avg	FG	FGA	Pct	3FG	3FGA	Pct	FT	FTA	Pct	Off	Def	Tot	Avg	PF	FO	Ast	TO	Blk	Stl	Pts	Avg
2014-15	29-28	990	34.1	117	296	.395	24	64	.375	102	135	.756	16	74	90	3.1	58	2	144	95	4	16	360	12.4
2015-16	30-27	1088	36.3	181	459	.394	69	178	.388	101	127	.795	16	75	91	3.0	62	0	126	88	2	12	532	17.7
Totals	59-55	2078	35.2	298	755	.395	93	242	.384	205	262	.782	32	149	181	3.1	120	2	270	183	6	28	892	15.1



#5 TEMARCUS BLANTON

R-SOPHOMORE | GUARD | 6'5" | 206 | 1 LETTER

LOCUST GROVE, GA./LUELLA

SEASON NOTABLES

- Scored eight points in 13 minutes in the exhibition win vs. Newberry
- Hit a 3 off the bench in win vs. Holy Cross (Nov. 13), for his first points of the season
- Four points and four rebounds in OT win over Monmouth (Nov. 15)
- Tallied two points in four minutes in win vs. No. 18/16 Syracuse (Nov. 26)
- Played two minutes in win at Georgia (Jan. 4), was his first game action after missing seven straight contests with a groin injury
- Posted a new career-high for minutes (11) in win at Tennessee (Jan. 11), had a steal, an assist and a rebound
- Pulled down three rebounds in seven minutes in win vs. Ole Miss (Jan. 14)
- Scored career-high 12 points in just nine minutes off the bench in loss at No. 5/5 Kentucky (Jan. 21), went 5-for-6 from the field and 2-2 from the 3-point line
- Grabbed four rebounds to match a career-high in blowout win vs. Auburn (Jan. 24)
- Played career-high 18 minutes in win at Mizzou (Jan. 28)

BLANTON'S CAREER HIGHS

Points

Career 12, at Kentucky (Jan. 21, 2017)
 Season 12, at Kentucky (Jan. 21, 2017)

Field Goals

Career 5, at Kentucky (Jan. 21, 2017)
 Season 5, at Kentucky (Jan. 21, 2017)

Field Goal Attempts

Career 6, at Kentucky (Jan. 21, 2017)
 Season 6, at Kentucky (Jan. 21, 2017)

3-Point Field Goals

Career 2, twice, last at Kentucky (Jan. 21, 2017)
 Season 2, at Kentucky (Jan. 21, 2017)

3-Point Field Goal Attempts

Career 2, 5x, last at Missouri (Jan. 28, 2017)
 Season 2, 4x, last at Missouri (Jan. 28, 2017)

Free Throws

Career 2, twice, last vs. Francis Marion (Dec. 30, 2015)
 Season 1, vs. Monmouth (Nov. 15, 2016)

Free Throw Attempts

Career 2, 3x, last vs. Monmouth (Nov. 15, 2016)
 Season 2, vs. Monmouth (Nov. 15, 2016)

Rebounds

Career 4, twice, last vs. Auburn (Jan. 24, 2017)
 Season 4, twice, last vs. Auburn (Jan. 24, 2017)

Assists

Career 1, 4x, last at Missouri (Jan. 28, 2017)
 Season 1, twice, last at Missouri (Jan. 28, 2017)

Blocks

Career -
 Season -

Steals

Career 1, 7x, last at Missouri (Jan. 28, 2017)
 Season 1, 5x, last at Missouri (Jan. 28, 2017)

Minutes Played

Career 18, at Missouri (Jan. 28, 2017)
 Season 18, at Missouri (Jan. 28, 2017)

2016-17

Opponent	Date	GS	Min	FG-FGA	Pct	3FG-FGA	Pct	FT-FTA	Pct	Off	Def	Tot	Avg	PF	FO	A	TO	Blk	Stl	Pts	Avg
Louisiana Tech	11/11/16	-	-	-	-	-	-	-	-	-	-	-	-	-	-	-	-	-	-	-	-
Holy Cross	11/13/16	3	1-1	1.000	1-1	1.000	0-0	.000	0	1	1	1.0	0	0	0	0	0	0	0	3	3.0
Monmouth	11/15/16	7	1-3	.333	1-2	.500	1-2	.500	1	3	4	2.5	0	0	0	1	0	0	4	3.5	
SC State	11/18/16	-	-	-	-	-	-	-	-	-	-	-	-	-	-	-	-	-	-	-	-
Michigan	11/23/16	-	-	-	-	-	-	-	-	-	-	-	-	-	-	-	-	-	-	-	-
vs. Syracuse	11/26/16	4	1-1	1.000	0-0	.000	0-0	.000	0	0	0	1.7	0	0	0	0	0	0	2	3.0	
Vermont	12/1/16	-	-	-	-	-	-	-	-	-	-	-	-	-	-	-	-	-	-	-	-
FIU	12/4/16	-	-	-	-	-	-	-	-	-	-	-	-	-	-	-	-	-	-	-	-
vs. Seton Hall	12/12/16	-	-	-	-	-	-	-	-	-	-	-	-	-	-	-	-	-	-	-	-
at USF	12/17/16	-	-	-	-	-	-	-	-	-	-	-	-	-	-	-	-	-	-	-	-
Clemson	12/21/16	-	-	-	-	-	-	-	-	-	-	-	-	-	-	-	-	-	-	-	-
Lander	12/27/16	-	-	-	-	-	-	-	-	-	-	-	-	-	-	-	-	-	-	-	-
at Memphis	12/30/16	-	-	-	-	-	-	-	-	-	-	-	-	-	-	-	-	-	-	-	-
at Georgia	1/4/17	2	0-0	.000	0-0	.000	0-0	.000	0	0	0	1.3	1	0	0	0	0	0	0	2.3	
Texas A&M	1/7/17	4	0-0	.000	0-0	.000	0-0	.000	0	0	0	1.0	0	0	0	1	0	0	0	1.8	
at Tennessee	1/11/17	11	0-2	.000	0-0	.000	0-0	.000	1	0	1	1.0	3	0	1	0	0	1	11	1.5	
Ole Miss	1/14/17	7	0-1	.000	0-0	.000	0-0	.000	0	3	3	1.3	0	0	0	1	0	1	0	1.3	
Florida	1/18/17	2	0-0	.000	0-0	.000	0-0	.000	0	0	0	1.1	0	0	0	0	0	0	0	1.1	
at Kentucky	1/21/17	9	5-6	.833	2-2	1.000	0-0	.000	1	0	1	1.1	0	0	0	0	0	1	12	2.3	
Auburn	1/24/17	11	0-2	.000	0-2	.000	1-4	.250	3	1	4	1.4	1	0	0	0	0	1	1	2.2	
at Missouri	1/28/17	18	1-3	.333	0-2	.000	0-0	.000	0	2	2	1.5	2	0	1	1	0	1	2	2.2	
at LSU	2/1/17																				
Georgia	2/4/17																				
Alabama	2/7/17																				
at Mississippi State	2/11/17																				
Arkansas	2/15/17																				
at Vanderbilt	2/18/17																				
at Florida	2/21/17																				
Tennessee	2/25/17																				
Mississippi State	2/28/17																				
at Ole Miss	3/4/17																				
vs. SEC Tournament	TBD																				
vs. NCAA Tournament	TBD																				

CAREER STATISTICS

Season	GP-GS	Min	Avg	FG	FGA	Pct	3FG	3FGA	Pct	FT	FTA	Pct	Off	Def	Tot	Avg	PF	FO	Ast	TO	Blk	Stl	Pts	Avg
2015-16	8-0	32	4.0	3	8	.375	2	4	.500	4	4	1.000	2	3	5	0.6	4	0	2	1	0	2	12	1.5
2016-17	11-0	78	7.1	9	19	.474	4	9	.444	2	6	.333	6	10	16	1.5	7	0	2	4	0	5	24	2.2
Totals	19-0	110	5.8	12	27	.444	6	13	.462	6	10	.600	8	13	21	1.1	11	0	4	5	0	7	36	1.9

CAREER SEC STATISTICS

Season	GP-GS	Min	Avg	FG	FGA	Pct	3FG	3FGA	Pct	FT	FTA	Pct	Off	Def	Tot	Avg	PF	FO	Ast	TO	Blk	Stl	Pts	Avg
2016	1-0	3	3.0	1	1	1.000	0	0	.000	0	0	.000	0	0	0	0.0	0	0	0	0	0	0	2	2.0
2017	8-0	64	8.0	6	14	.429	2	6	.333	1	4	.250	5	6	11	1.4	7	0	2	3	0	5	15	1.9
Totals	9-0	67	7.4	7	15	.467	2	6	.333	1	4	.250	5	6	11	1.2	7	0	2	3	0	5	17	1.9



#2 HASSANI GRAVETT

R-SOPHOMORE | GUARD | 6'1" | 183 | TRANSFER

VILLA RICA, GA./ALEXANDER/PENSACOLA STATE COLLEGE

SEASON NOTABLES

- Scored four points with three assists in the exhibition win vs. Newberry
- High scorer off the bench with seven points, adding a pair of assists in 24 minutes vs. La Tech in season opener (Nov. 11)
- Scored four points, dishing four assists with a steal in win vs. Holy Cross (Nov. 13)
- Collected one steal and one assist in OT win vs. Monmouth (Nov. 15)
- Had new career-high eight points in 16 minutes off bench vs. SC State (Nov. 18), also had an assist and two rebounds
- Led all bench players with 29 minutes (career-high) played in win vs. No. 25/24 Michigan, tallied two points, four rebounds and four assists, which led team
- Recorded two points, three rebounds, two assists and two steals in victory vs. No. 18/16 Syracuse (Nov. 26), his 21 minutes played off the bench led all reserves
- Scored two points in 10 minutes in win vs. Vermont (Dec. 1)
- Played 24 minutes in win vs. FIU (Dec. 4), logging one point, three rebounds and two assists
- Dropped 11 points (3-of-6) for first career game in double figures in loss vs. Seton Hall (Dec. 12) at Madison Square Garden, also had three rebounds and a steal in 28 minutes off bench
- Saw 18 minutes of action off the bench, logging two points and a steal in loss vs. Clemson (Dec. 21)
- Dished a team high five assists, adding six points in win over Lander (Dec. 27)
- Scored eight points, matching season-high with two made 3s at Memphis (Dec. 30)
- Logged new career-high with 12 points in 19 minutes off the bench in win at Tennessee (Jan. 11)
- Went 3-for-4 and scored seven points in loss at No. 5/5 Kentucky (Jan. 21)

GRAVETT'S SEASON HIGHS

Points

13, at Tennessee (Jan. 11, 2017)

Field Goals

4, at Tennessee (Jan. 11, 2017)

Field Goal Attempts

8, at Tennessee (Jan. 11, 2017)

3-Point Field Goals

2, 4x, last at Tennessee (Jan. 11, 2017)

3-Point Field Goal Attempts

5, vs. Seton Hall (Dec. 12, 2016)

Free Throws

3, twice, last at Georgia (Jan. 4, 2017)

Free Throw Attempts

3, twice, last at Georgia (Jan. 4, 2017)

Rebounds

4, vs. Michigan (Nov. 23, 2016)

Assists

5, vs. Lander (Dec. 27, 2016)

Blocks

1, vs. Lander (Dec. 27, 2016)

Steals

2, vs. Syracuse (Nov. 26, 2016)

Minutes

29, vs. Michigan (Nov. 23, 2016)

2016-17

Opponent	Date	GS	Min	FG-FGA	Pct	3FG-FGA	Pct	FT-FTA	Pct	Off	Def	Tot	Avg	PF	FO	A	TO	Blk	Stl	Pts	Avg
Louisiana Tech	11/11/16	24	3-7	.429	1-2	.500	0-2	.000	2	1	3	3.0	0	0	2	1	0	0	7	7.0	
Holy Cross	11/13/16	17	2-6	.333	0-3	.000	0-0	.000	0	2	2	2.5	2	0	4	3	0	1	4	5.5	
Monmouth	11/15/16	18	0-3	.000	0-0	.000	0-2	.000	0	2	2	2.3	2	0	1	3	0	1	0	3.7	
SC State	11/18/16	16	3-6	.500	2-4	.500	0-0	.000	0	2	2	2.3	2	0	1	0	0	0	8	4.8	
Michigan	11/23/16	29	1-6	.167	0-3	.000	0-0	.000	2	2	4	2.6	2	0	4	1	0	0	2	4.2	
vs. Syracuse	11/26/16	21	1-4	.250	0-2	.000	0-0	.000	0	3	3	2.7	1	0	2	1	0	2	2	3.8	
Vermont	12/1/16	10	1-2	.500	0-0	.000	0-0	.000	0	0	0	2.3	0	0	2	2	0	0	2	3.6	
FIU	12/4/16	24	0-5	.000	0-3	.000	1-2	.500	0	3	3	2.4	3	0	2	1	0	0	1	3.3	
vs. Seton Hall	12/12/16	28	3-6	.500	2-5	.400	3-4	.750	0	3	3	2.4	4	0	0	3	0	1	11	4.1	
at USF	12/17/16	-	-	-	-	-	-	-	-	-	-	-	-	-	-	-	-	-	-	-	
Clemson	12/21/16	18	1-4	.250	0-2	.000	0-0	.000	0	0	0	2.2	1	0	0	1	0	1	2	3.9	
Lander	12/27/16	24	2-6	.333	0-3	.000	2-2	1.000	0	2	2	2.2	1	0	5	1	1	1	6	4.1	
at Memphis	12/30/16	25	2-4	.500	2-3	.667	2-2	1.000	1	0	1	2.1	5	1	2	1	0	0	8	4.4	
at Georgia	1/4/17	13	1-2	.500	1-2	.500	3-4	.750	1	0	1	2.0	1	0	1	1	0	0	6	4.5	
Texas A&M	1/7/17	13	0-3	.000	0-2	.000	0-0	.000	0	0	0	1.9	0	0	1	1	0	0	0	4.2	
at Tennessee	1/11/17	19	4-8	.500	2-4	.500	2-2	1.000	1	1	2	1.9	1	0	1	3	0	0	12	4.7	
Ole Miss	1/14/17	18	0-2	.000	0-1	.000	0-0	.000	0	0	0	1.8	1	0	2	2	0	0	0	4.4	
Florida	1/18/17	-	-	-	-	-	-	-	-	-	-	-	-	-	-	-	-	-	-	-	
at Kentucky	1/21/17	12	3-4	.750	1-1	1.000	0-0	.000	0	1	1	1.7	4	0	0	1	0	1	7	4.6	
Auburn	1/24/17	22	1-6	.167	1-3	.333	1-2	.500	0	1	1	1.7	2	0	2	1	0	1	4	4.6	
at Missouri	1/28/17	9	1-3	.666	0-1	.000	2-2	1.000	1	0	1	1.6	2	0	0	1	0	1	4	4.5	
at LSU	2/1/17																				
Georgia	2/4/17																				
Alabama	2/7/17																				
at Mississippi State	2/11/17																				
Arkansas	2/15/17																				
at Vanderbilt	2/18/17																				
at Florida	2/21/17																				
Tennessee	2/25/17																				
Mississippi State	2/28/17																				
at Ole Miss	3/4/17																				
vs. SEC Tournament	TBD																				
vs. NCAA Tournament	TBD																				

CAREER STATISTICS

Season	GP-GS	Min	Avg	FG	FGA	Pct	3FG	3FGA	Pct	FT	FTA	Pct	Off	Def	Tot	Avg	PF	FO	Ast	TO	Blk	Stl	Pts	Avg
2016-17	19-0	360	18.9	29	87	.333	12	44	.273	16	24	.667	8	23	31	1.6	34	1	30	28	1	10	86	4.5

CAREER SEC STATISTICS

Season	GP-GS	Min	Avg	FG	FGA	Pct	3FG	3FGA	Pct	FT	FTA	Pct	Off	Def	Tot	Avg	PF	FO	Ast	TO	Blk	Stl	Pts	Avg
2017	7-0	106	15.1	10	28	.357	5	14	.357	8	10	.800	3	3	6	0.9	11	0	7	10	0	3	33	4.7



#15 PJ DOZIER

SOPHOMORE | GUARD | 6'6" | 205 | 1 LETTER

COLUMBIA, S.C./SPRING VALLEY

SEASON NOTABLES

- Scored 17 points, with two assists and four rebounds in season opener vs. La Tech (Nov. 11)
- Hit the game-winning jumper as time expired in overtime victory over Monmouth (Nov. 15), didn't score in regulation vs. the Hawks, but scored six of Carolina's 10 points in OT to help secure win
- Poured in eight points and led the team with six assists and three steals in win vs. SC State (Nov. 18)
- Had two rebounds, two steals and one block in 17 minutes played in win vs. Michigan (Nov. 23), foul trouble limited his minutes, helped hold Wolverine leading-scorer Zak Irvin to just five points (2-of-13 shooting)
- Posted the first double-double of his career with 15 points and 10 rebounds in win vs. No. 18/16 Syracuse (Nov. 26), also had three steals and one assist in 29 minutes played
- Led all scorers with 21 points on 9-of-15 shooting in win vs. Vermont (Dec. 1), went 3-for-5 from behind the arc, also had six boards, three steals and one assists in 32 minutes played (career-high)
- Had second-straight 20-point game after going 7-for-13 from the field and 2-for-4 from 3 in win vs. FIU (Dec. 4), tied for team lead with seven rebounds and four steals, also had three assists in just 22 minutes played
- Tallied third-straight 20-point performance after leading team with 20 points in loss vs. Seton Hall (Dec. 12) at Madison Square Garden, posted five rebounds, three assists and two steals in 34 minutes, recorded career-highs for minutes (34) and field goal attempts (19)
- Despite foul trouble, scored 23 points in win at USF (Dec. 17), led team with three steals and tied for the team lead with five assists, also had four rebounds, game marked his fourth-straight contest with 20-plus points
- Posted his fifth-straight 20-point game in loss vs. Clemson (Dec. 21) after leading all scorers with a new career-high 26 points (10-for-22), tied for team lead with eight rebounds and led team with five assists, four steals and two blocks in 34 minutes
- Scored 15 points, with three assists, three rebounds and two steals in win over Lander (Dec. 27)
- Led the team with 13 points, also five rebounds and two assists in loss at Memphis (Dec. 30)
- Had 24 points to lead all scorers in win at Georgia (Jan. 4), also had seven rebounds and led team with five assists
- Tied for team lead with 16 points (15 in the first half) in win vs. Ole Miss (Jan. 14), also had five rebounds and three assists
- Scored 10 points in win vs. No. 19/21 Florida (Jan. 18), logged season-highs for free throws (6) and free throw attempts (9)

DOZIER'S CAREER HIGHS

Points

Career 26, vs. Clemson (Dec. 21, 2016)
 Season 26, vs. Clemson (Dec. 21, 2016)

Field Goals

Career 10, vs. Clemson (Dec. 21, 2016)
 Season 10, vs. Clemson (Dec. 21, 2016)

Field Goal Attempts

Career 22, vs. Clemson (Dec. 21, 2016)
 Season 22, vs. Clemson (Dec. 21, 2016)

3-Point Field Goals

Career 3, 3x, last vs. Lander (Dec. 27, 2016)
 Season 3, 3x, last vs. Lander (Dec. 27, 2016)

3-Point Field Goal Attempts

Career 6, vs. Holy Cross (Nov. 13, 2016)
 Season 6, vs. Holy Cross (Nov. 13, 2016)

Free Throws

Career 10, vs. Drexel (Dec. 15, 2015)
 Season 6, vs. Florida (Jan. 18, 2017)

Free Throw Attempts

Career 16, vs. Drexel (Dec. 15, 2015)
 Season 9, vs. Florida (Jan. 18, 2017)

Rebounds

Career 10, vs. Syracuse (Nov. 26, 2016)
 Season 10, vs. Syracuse (Nov. 26, 2016)

Assists

Career 6, vs. SC State (Nov. 18, 2016)
 Season 6, vs. SC State (Nov. 18, 2016)

Blocks

Career 2, twice, last vs. Clemson (Dec. 21, 2016)
 Season 2, vs. Clemson (Dec. 21, 2016)

Steals

Career 5, vs. Francis Marion (Dec. 30, 2015)
 Season 4, twice, last vs. Clemson (Dec. 21, 2016)

Minutes Played

Career 34, twice, last vs. Clemson (Dec. 21, 2016)
 Season 34, twice, last vs. Clemson (Dec. 21, 2016)

2016-17

Opponent	Date	GS	Min	FG-FGA	Pct	3FG-FGA	Pct	FT-FTA	Pct	Off	Def	Tot	Avg	PF	FO	A	TO	Blk	Stl	Pts	Avg
Louisiana Tech	11/11/16	*	30	5-9	.556	2-3	.667	5-6	.833	0	4	4	4.0	3	0	2	2	0	2	17	17.0
Holy Cross	11/13/16	*	28	4-7	.571	3-6	.500	4-4	1.000	0	3	3	3.5	3	0	5	2	0	1	15	16.0
Monmouth	11/15/16	*	30	3-10	.300	0-2	.000	0-0	.000	0	2	2	3.0	2	0	2	3	0	1	6	12.7
SC State	11/18/16	*	21	2-7	.286	2-4	.500	2-2	1.000	0	2	2	2.8	1	0	6	1	0	3	8	11.5
Michigan	11/23/16	*	17	0-5	.000	0-1	.000	0-0	.000	1	2	2	2.6	4	0	0	3	1	2	0	9.2
vs. Syracuse	11/26/16	*	29	7-16	.438	1-4	.250	0-0	.000	2	8	10	3.8	3	0	1	3	0	3	15	10.2
Vermont	12/1/16	*	32	9-15	.600	3-5	.600	0-1	.000	1	5	6	4.1	3	0	1	3	0	3	21	11.7
FIU	12/4/16	*	22	7-13	.538	2-4	.500	4-6	.667	1	6	7	4.8	2	0	3	0	0	4	20	12.8
vs. Seton Hall	12/12/16	*	34	9-19	.474	1-5	.200	1-3	.333	0	5	5	4.6	2	0	3	2	0	2	20	13.6
at USF	12/17/16	*	28	9-18	.500	2-4	.500	3-5	.600	1	4	5	4.6	4	0	5	2	0	3	23	14.5
Clemson	12/21/16	*	34	10-22	.455	2-5	.400	4-5	.800	3	5	8	4.9	2	0	5	4	2	4	26	15.5
Lander	12/27/16	*	25	6-9	.667	3-4	.750	0-0	.000	1	2	3	4.8	3	0	3	0	0	2	15	15.5
at Memphis	12/30/16	*	24	5-16	.312	2-5	.400	1-2	.500	1	4	5	4.8	5	1	2	2	0	1	13	15.3
at Georgia	1/4/17	*	33	9-17	.529	2-5	.400	4-4	1.000	0	7	7	4.9	1	0	5	2	0	1	24	15.9
Texas A&M	1/7/17	*	26	3-12	.250	1-5	.200	1-2	.500	2	2	4	4.9	4	0	4	1	0	2	8	15.4
at Tennessee	1/11/17	*	19	2-10	.200	1-1	1.000	1-1	1.000	1	3	4	4.8	5	1	2	6	0	1	6	14.8
Ole Miss	1/14/17	*	27	4-9	.444	1-5	.200	7-10	.700	2	3	5	4.8	0	0	3	2	0	0	16	14.9
Florida	1/18/17	*	30	2-9	.222	0-3	.000	6-9	.667	0	2	2	4.7	4	0	0	1	1	0	10	14.6
at Kentucky	1/21/17	-	-	-	-	-	-	-	-	-	-	-	-	-	-	-	-	-	-	-	-
Auburn	1/24/17	*	11	1-5	.200	0-0	.000	0-0	.000	0	0	0	4.4	3	0	4	1	0	0	2	13.9
at Missouri	1/28/17	*	23	3-13	.231	1-4	.250	0-2	.000	2	3	5	4.5	3	0	0	3	1	0	7	13.6
at LSU	2/1/17																				
Georgia	2/4/17																				
Alabama	2/7/17																				
at Mississippi State	2/11/17																				
Arkansas	2/15/17																				
at Vanderbilt	2/18/17																				
at Florida	2/21/17																				
Tennessee	2/25/17																				
Mississippi State	2/28/17																				
at Ole Miss	3/4/17																				
vs. SEC Tournament	TBD																				
vs. NCAA Tournament	TBD																				

CAREER STATISTICS

Season	GP-GS	Min	Avg	FG	FGA	Pct	3FG	3FGA	Pct	FT	FTA	Pct	Off	Def	Tot	Avg	PF	FO	Ast	TO	Blk	Stl	Pts	Avg
2015-16	34-28	647	19.0	91	239	.381	10	47	.213	37	68	.544	27	74	101	3.0	84	1	70	90	13	34	229	6.7
2016-17	20-20	523	26.2	100	241	.415	29	75	.387	43	62	.694	18	71	89	4.5	57	2	56	43	5	35	272	13.6
Totals	54-48	1170	21.7	191	480	.398	39	122	.320	80	130	.615	45	145	190	3.5	141	3	126	133	18	69	501	9.3

CAREER SEC STATISTICS

Season	GP-GS	Min	Avg	FG	FGA	Pct	3FG	3FGA	Pct	FT	FTA	Pct	Off	Def	Tot	Avg	PF	FO	Ast	TO	Blk	Stl	Pts	Avg
2016	18-14	332	18.4	42	121	.347	1	21	.048	18	30	.600	16	33	49	2.7	48	1	40	56	5	12	103	5.7
2017	7-7	169	24.1	24	75	.320	6	23	.261	19	28	.679	7	20	27	3.9	20	1	18	16	2	4	73	10.4
Totals	25-21	501	20.0	66	196	.337	7	44	.159	37	58	.638	23	53	76	3.0	68	2	58	72	7	16	176	7.0



#21 JOHN RAGIN

SOPHOMORE | GUARD | 6'2" | 177 | 1 LETTER

EASTOVER, S.C./CARDINAL NEWMAN

SEASON NOTABLES

.

RAGIN'S CAREER HIGHS

Points

Career 2, vs. Francis Marion (Dec. 30, 2015)

Season

Field Goals

Career 1, vs. Francis Marion (Dec. 30, 2015)

Season

Field Goal Attempts

Career 1, 3x, last vs. Francis Marion (Dec. 30, 2015)

Season

3-Point Field Goals

Career -

Season

3-Point Field Goal Attempts

Career 1, vs. USF (Dec. 5, 2015)

Season

Free Throws

Career -

Season

Free Throw Attempts

Career -

Season

Rebounds

Career 1, vs. Western Carolina (Nov. 30, 2015)

Season

Assists

Career -

Season

Blocks

Career -

Season

Steals

Career -

Season

Minutes Played

Career 2, 4x, last at Alabama (Jan. 13, 2016)

Season

2016-17

Opponent	Date	GS	Min	FG-FGA	Pct	3FG-3FGA	Pct	FT-FTA	Pct	Off	Def	Tot	Avg	PF	FO	A	TO	Blk	Stl	Pts	Avg	
Louisiana Tech	11/11/16	-	-	-	-	-	-	-	-	-	-	-	-	-	-	-	-	-	-	-	-	-
Holy Cross	11/13/16	-	-	-	-	-	-	-	-	-	-	-	-	-	-	-	-	-	-	-	-	-
Monmouth	11/15/16	-	-	-	-	-	-	-	-	-	-	-	-	-	-	-	-	-	-	-	-	-
SC State	11/18/16	-	-	-	-	-	-	-	-	-	-	-	-	-	-	-	-	-	-	-	-	-
Michigan	11/23/16	-	-	-	-	-	-	-	-	-	-	-	-	-	-	-	-	-	-	-	-	-
vs. Syracuse	11/26/16	-	-	-	-	-	-	-	-	-	-	-	-	-	-	-	-	-	-	-	-	-
Vermont	12/1/16	-	-	-	-	-	-	-	-	-	-	-	-	-	-	-	-	-	-	-	-	-
FIU	12/4/16	-	-	-	-	-	-	-	-	-	-	-	-	-	-	-	-	-	-	-	-	-
vs. Seton Hall	12/12/16	-	-	-	-	-	-	-	-	-	-	-	-	-	-	-	-	-	-	-	-	-
at USF	12/17/16	-	-	-	-	-	-	-	-	-	-	-	-	-	-	-	-	-	-	-	-	-
Clemson	12/21/16	-	-	-	-	-	-	-	-	-	-	-	-	-	-	-	-	-	-	-	-	-
Lander	12/27/16	-	-	-	-	-	-	-	-	-	-	-	-	-	-	-	-	-	-	-	-	-
at Memphis	12/30/16	-	-	-	-	-	-	-	-	-	-	-	-	-	-	-	-	-	-	-	-	-
at Georgia	1/4/17	-	-	-	-	-	-	-	-	-	-	-	-	-	-	-	-	-	-	-	-	-
Texas A&M	1/7/17	-	-	-	-	-	-	-	-	-	-	-	-	-	-	-	-	-	-	-	-	-
at Tennessee	1/11/17	-	-	-	-	-	-	-	-	-	-	-	-	-	-	-	-	-	-	-	-	-
Ole Miss	1/14/17	-	-	-	-	-	-	-	-	-	-	-	-	-	-	-	-	-	-	-	-	-
Florida	1/18/17	-	-	-	-	-	-	-	-	-	-	-	-	-	-	-	-	-	-	-	-	-
at Kentucky	1/21/17	-	-	-	-	-	-	-	-	-	-	-	-	-	-	-	-	-	-	-	-	-
Auburn	1/24/17	-	-	-	-	-	-	-	-	-	-	-	-	-	-	-	-	-	-	-	-	-
at Missouri	1/28/17	-	-	-	-	-	-	-	-	-	-	-	-	-	-	-	-	-	-	-	-	-
at LSU	2/1/17	-	-	-	-	-	-	-	-	-	-	-	-	-	-	-	-	-	-	-	-	-
Georgia	2/4/17	-	-	-	-	-	-	-	-	-	-	-	-	-	-	-	-	-	-	-	-	-
Alabama	2/7/17	-	-	-	-	-	-	-	-	-	-	-	-	-	-	-	-	-	-	-	-	-
at Mississippi State	2/11/17	-	-	-	-	-	-	-	-	-	-	-	-	-	-	-	-	-	-	-	-	-
Arkansas	2/15/17	-	-	-	-	-	-	-	-	-	-	-	-	-	-	-	-	-	-	-	-	-
at Vanderbilt	2/18/17	-	-	-	-	-	-	-	-	-	-	-	-	-	-	-	-	-	-	-	-	-
at Florida	2/21/17	-	-	-	-	-	-	-	-	-	-	-	-	-	-	-	-	-	-	-	-	-
Tennessee	2/25/17	-	-	-	-	-	-	-	-	-	-	-	-	-	-	-	-	-	-	-	-	-
Mississippi State	2/28/17	-	-	-	-	-	-	-	-	-	-	-	-	-	-	-	-	-	-	-	-	-
at Ole Miss	3/4/17	-	-	-	-	-	-	-	-	-	-	-	-	-	-	-	-	-	-	-	-	-
vs. SEC Tournament	TBD	-	-	-	-	-	-	-	-	-	-	-	-	-	-	-	-	-	-	-	-	-
vs. NCAA Tournament	TBD	-	-	-	-	-	-	-	-	-	-	-	-	-	-	-	-	-	-	-	-	-

CAREER STATISTICS

Season	GP-GS	Min	Avg	FG	FGA	Pct	3FG	3FGA	Pct	FT	FIA	Pct	Off	Def	Tot	Avg	PF	FO	Ast	TO	Blk	Stl	Pts	Avg
2015-16	4-0	8	2.0	1	3	.333	0	1	.000	0	0	.000	0	1	1	0.3	0	0	0	0	0	0	2	0.5
2016-17																								
Totals																								

CAREER SEC STATISTICS

Season	GP-GS	Min	Avg	FG	FGA	Pct	3FG	3FGA	Pct	FT	FIA	Pct	Off	Def	Tot	Avg	PF	FO	Ast	TO	Blk	Stl	Pts	Avg
2016	1-0	2	2.0	0	0	.000	0	0	.000	0	0	.000	0	0	0	0.0	0	0	0	0	0	0	0	0.0



#30 CHRIS SILVA

SOPHOMORE | FORWARD | 6'9" | 223 | 1 LETTER

LIBREVILLE, GABON/ROSELLE (N.J.)

SEASON NOTABLES

- Foul trouble early, but returned to score 11 points with two rebounds and two blocks in season opener vs. La Tech (Nov. 11)
- Scored nine points with a team high eight rebounds and two blocks in win vs. Holy Cross (Nov. 13)
- Collected first career double-double with 10 points and game high 10 rebounds in OT win over Monmouth (Nov. 15)
- Had 11 points, seven rebounds and led team with three blocks in win vs. SC State (Nov. 18), went 5-for-5 from the charity stripe
- One of four Gamecocks in double figures after scoring 10 points in just 14 minutes in win vs. No. 25/24 Michigan (Nov. 23), played limited minutes due to foul trouble
- Recorded three points, six rebounds and one assist in 16 minutes in win vs. No. 18/16 Syracuse (Nov. 26)
- One of four Gamecocks in double-figures with a season-high 12 points (5-of-6 from the field) in win vs. Vermont (Dec. 1), tied for team lead with six rebounds, also had two blocks and a steal
- Posted eight points and tied for team-lead with seven rebounds in season-high 25 minutes played in win vs. FIU (Dec. 4), set a new career-high with team-leading five blocks and tied a career-high with three steals
- Was one of three players in double figures after scoring 11 points in loss vs. Seton Hall (Dec. 12) at Madison Square Garden, led team with nine rebounds and four blocks, also had a steal, logged season-high 29 minutes
- Fouled out late in the game with new career-high 14 points in loss vs. Clemson (Dec. 21) on 4-of-5 shooting, went 6-of-7 from the free throw line and had four rebounds in 22 minutes
- Pulled down a team-high eight rebounds to go along with six points at Memphis (Dec. 30)
- Tallied 13 points (6-of-7) in win at Georgia (Jan. 4), also had three rebounds and tied for team lead with three blocks, his six made field goals were a new career-high
- Went 6-of-10 from the field en route to scoring 15 points in win vs. Texas A&M (Jan. 7), also had six rebounds, one block and one steal while logging new career-high 31 minutes
- Recorded second career double-double with 16 points and 10 rebounds in win vs. Ole Miss (Jan. 14)
- Logged 11 points and seven rebounds in win vs. No. 19/21 Florida (Jan. 18), went 5-of-5 at free throw line and posted his 11th game of the season with two-plus blocks
- Recorded new career-high 16 points in blowout win vs. Auburn (Jan. 24), went 4-for-5 from the field and 8-for-8 at the free throw line, also had four rebounds and played just 18 minutes

SILVA'S CAREER HIGHS

Points

Career 16, vs. Auburn (Jan. 24, 2017)
Season 16, vs. Auburn (Jan. 24, 2017)

Field Goals

Career 6, two times, last vs. Texas A&M (Jan. 7, 2017)
Season 6, two times, last vs. Texas A&M (Jan. 7, 2017)

Field Goal Attempts

Career 11, vs. Ole Miss (Jan. 14, 2017)
Season 11, vs. Ole Miss (Jan. 14, 2017)

3-Point Field Goals

Career -
Season -

3-Point Field Goal Attempts

Career -
Season -

Free Throws

Career 8, twice, last vs. Auburn (Jan. 24, 2017)
Season 8, vs. Auburn (Jan. 24, 2017)

Free Throw Attempts

Career 12, vs. Norfolk State (Nov. 14, 2015)
Season 8, twice, last vs. Auburn (Jan. 24, 2017)

Rebounds

Career 11, 3x, last vs. Ole Miss (Jan. 14, 2017)
Season 11, twice, last vs. Ole Miss (Jan. 14, 2017)

Assists

Career 1, 10x, last vs. Auburn (Jan. 24, 2017)
Season 1, 6x, last vs. Auburn (Jan. 24, 2017)

Blocks

Career 5, vs. FIU (Dec. 4, 2016)
Season 5, vs. FIU (Dec. 4, 2016)

Steals

Career 3, twice, last vs. FIU (Dec. 4, 2016)
Season 3, twice, last vs. FIU (Dec. 4, 2016)

Minutes Played

Career 31, vs. Texas A&M (Jan. 7, 2017)
Season 31, vs. Texas A&M (Jan. 7, 2017)

2016-17

Opponent	Date	GS	Min	FG-FGA	Pct	3FG-3FGA	Pct	FT-FTA	Pct	Off	Def	Tot	Avg	PF	FO	A	TO	Blk	Stl	Pts	Avg
Louisiana Tech	11/11/16	*	18	4-6	.667	0-0	.000	3-5	.600	0	2	2	2.0	4	0	0	1	2	0	11	11.0
Holy Cross	11/13/16	*	18	4-6	.667	0-0	.000	1-2	.500	3	5	8	5.0	4	0	0	0	2	0	9	10.0
Monmouth	11/15/16	*	21	3-5	.600	0-0	.000	4-6	.667	4	6	10	6.7	5	1	0	2	2	0	10	10.0
SC State	11/18/16	*	14	3-5	.600	0-0	.000	5-5	1.000	3	4	7	6.8	2	0	0	1	3	0	11	10.3
Michigan	11/23/16	*	14	3-5	.600	0-0	.000	4-5	.800	2	1	3	6.0	4	0	1	2	1	0	10	10.2
vs. Syracuse	11/26/16	*	16	1-4	.250	0-0	.000	1-2	.500	4	2	6	6.0	3	0	1	2	0	0	3	9.0
Vermont	12/1/16	*	18	5-6	.833	0-0	.000	2-2	1.000	3	3	6	6.0	3	0	0	2	2	1	12	9.4
FIU	12/4/16	*	25	2-10	.200	0-0	.000	4-7	.571	2	5	7	6.1	1	0	1	3	5	3	8	9.3
vs. Seton Hall	12/12/16	*	29	3-5	.600	0-0	.000	5-8	.625	4	5	9	6.4	5	1	0	3	4	1	11	9.4
at USF	12/17/16	*	16	3-4	.750	0-0	.000	0-2	.000	1	4	5	6.3	4	0	0	1	0	0	6	9.1
Clemson	12/21/16	*	14	4-5	.800	0-0	.000	6-7	.857	1	3	4	6.1	5	1	1	1	1	0	14	9.5
Lander	12/27/16	*	15	3-6	.500	0-0	.000	0-0	.000	2	9	11	6.5	4	0	0	5	3	0	6	9.3
at Memphis	12/30/16	*	17	2-3	.667	0-0	.000	2-2	1.000	2	6	8	6.6	5	1	1	3	1	1	6	9.0
at Georgia	1/4/17	*	26	6-7	.857	0-0	.000	1-2	.500	1	2	3	6.4	4	0	0	0	3	0	13	9.3
Texas A&M	1/7/17	*	31	6-10	.600	0-0	.000	3-4	.750	4	2	6	6.3	2	0	0	1	1	1	15	9.7
at Tennessee	1/11/17	*	11	2-4	.500	0-0	.000	0-0	.000	1	0	1	6.0	4	0	0	0	2	2	4	9.3
Ole Miss	1/14/17	*	28	5-11	.455	0-0	.000	6-7	.857	2	9	11	6.3	3	0	1	1	1	1	16	9.7
Florida	1/18/17	*	18	3-8	.375	0-0	.000	5-5	1.000	1	6	7	6.3	4	0	0	4	2	1	11	9.8
at Kentucky	1/21/17	*	9	1-2	.500	0-0	.000	1-2	.500	1	3	4	6.2	4	0	0	3	0	0	3	9.4
Auburn	1/24/17	*	18	4-5	.800	0-0	.000	8-8	1.000	3	1	4	6.1	4	0	1	2	1	0	16	9.8
at Missouri	1/28/17	*	16	2-4	.500	0-0	.000	3-4	.750	3	3	6	6.1	4	0	0	1	0	0	7	9.6
at LSU	2/1/17																				
Georgia	2/4/17																				
Alabama	2/7/17																				
at Mississippi State	2/11/17																				
Arkansas	2/15/17																				
at Vanderbilt	2/18/17																				
at Florida	2/21/17																				
Tennessee	2/25/17																				
Mississippi State	2/28/17																				
at Ole Miss	3/4/17																				
vs. SEC Tournament	TBD																				
vs. NCAA Tournament	TBD																				

CAREER STATISTICS

Season	GP-GS	Min	Avg	FG	FGA	Pct	3FG	3FGA	Pct	FT	FTA	Pct	Off	Def	Tot	Avg	PF	FO	Ast	TO	Blk	Stl	Pts	Avg
2015-16	32-6	425	13.3	53	110	.482	0	0	.000	67	110	.609	56	87	143	4.5	100	3	6	34	28	14	173	5.4
2016-17	21-21	400	19.0	69	121	.570	0	0	.000	64	85	.753	47	81	128	6.1	79	4	7	38	36	11	202	9.6
Totals	53-27	825	15.6	122	231	.528	0	0	.000	131	195	.672	103	168	271	5.1	179	7	13	72	64	25	375	7.1

CAREER SEC STATISTICS

Season	GP-GS	Min	Avg	FG	FGA	Pct	3FG	3FGA	Pct	FT	FTA	Pct	Off	Def	Tot	Avg	PF	FO	Ast	TO	Blk	Stl	Pts	Avg
2016	18-6	221	12.3	30	54	.556	0	0	.000	27	47	.574	27	46	73	4.1	57	2	3	15	10	6	87	4.8
2017	8-8	157	19.6	29	51	.569	0	0	.000	27	32	.844	16	26	42	5.3	29	0	2	12	10	5	85	10.6
Totals	26-14	378	14.5	59	105	.562	0	0	.000	54	79	.684	43	72	115	4.4	86	2	5	27	20	11	172	6.6



#13 TOMMY CORCHIANI

FRESHMAN | GUARD | 6'1" | HS

RALEIGH, N.C./RAVENS CROFT

SEASON NOTABLES

- Made Gamecock debut in win vs. SC State (Nov. 18), played three minutes and collected first career rebound on defensive end
- Saw one minute of action off the bench in win vs. Vermont (Dec. 1)
- Made SEC debut playing two minutes in win vs. Ole Miss (Jan. 14)

CORCHIANI'S SEASON HIGHS

Points

-

Field Goals

-

Field Goal Attempts

-

3-Point Field Goals

-

3-Point Field Goal Attempts

-

Free Throws

-

Free Throw Attempts

-

Rebounds

1, vs. SC State (Nov. 18, 2016)

Assists

-

Blocks

-

Steals

-

Minutes

4, vs. Auburn (Jan. 24, 2017)

2016-17

Opponent	Date	GS	Min	FG-FGA	Pct	3FG-3FGA	Pct	FT-FTA	Pct	Off	Def	Tot	Avg	PF	FO	A	TO	Blk	Stl	Pts	Avg
Louisiana Tech	11/11/16	-	-	-	-	-	-	-	-	-	-	-	-	-	-	-	-	-	-	-	-
Holy Cross	11/13/16	-	-	-	-	-	-	-	-	-	-	-	-	-	-	-	-	-	-	-	-
Monmouth	11/15/16	-	-	-	-	-	-	-	-	-	-	-	-	-	-	-	-	-	-	-	-
SC State	11/18/16	-	3	0-0	.000	0-0	.000	0-0	.000	0	1	1	1.0	2	0	0	0	0	0	0	0.0
Michigan	11/23/16	-	-	-	-	-	-	-	-	-	-	-	-	-	-	-	-	-	-	-	-
vs. Syracuse	11/26/16	-	-	-	-	-	-	-	-	-	-	-	-	-	-	-	-	-	-	-	-
Vermont	12/1/16	-	1	0-0	.000	0-0	.000	0-0	.000	0	0	0	0.5	0	0	0	0	0	0	0	0.0
FIU	12/4/16	-	-	-	-	-	-	-	-	-	-	-	-	-	-	-	-	-	-	-	-
vs. Seton Hall	12/12/16	-	-	-	-	-	-	-	-	-	-	-	-	-	-	-	-	-	-	-	-
at USF	12/17/16	-	-	-	-	-	-	-	-	-	-	-	-	-	-	-	-	-	-	-	-
Clemson	12/21/16	-	-	-	-	-	-	-	-	-	-	-	-	-	-	-	-	-	-	-	-
Lander	12/27/16	-	1	0-0	.000	0-0	.000	0-0	.000	0	0	0	0.3	1	0	0	1	0	0	0	0.0
at Memphis	12/30/16	-	-	-	-	-	-	-	-	-	-	-	-	-	-	-	-	-	-	-	-
at Georgia	1/4/17	-	-	-	-	-	-	-	-	-	-	-	-	-	-	-	-	-	-	-	-
Texas A&M	1/7/17	-	-	-	-	-	-	-	-	-	-	-	-	-	-	-	-	-	-	-	-
at Tennessee	1/11/17	-	-	-	-	-	-	-	-	-	-	-	-	-	-	-	-	-	-	-	-
Ole Miss	1/14/17	-	2	0-0	.000	0-0	.000	0-0	.000	0	0	0	0.3	0	0	0	0	0	0	0	0.0
Florida	1/18/17	-	-	-	-	-	-	-	-	-	-	-	-	-	-	-	-	-	-	-	-
at Kentucky	1/21/17	-	-	-	-	-	-	-	-	-	-	-	-	-	-	-	-	-	-	-	-
Auburn	1/24/17	-	4	0-0	.000	0-0	.000	0-0	.000	0	0	0	0.2	1	0	0	0	0	0	0	0.0
at Missouri	1/28/17	-	-	-	-	-	-	-	-	-	-	-	-	-	-	-	-	-	-	-	-
at LSU	2/1/17	-	-	-	-	-	-	-	-	-	-	-	-	-	-	-	-	-	-	-	-
Georgia	2/4/17	-	-	-	-	-	-	-	-	-	-	-	-	-	-	-	-	-	-	-	-
Alabama	2/7/17	-	-	-	-	-	-	-	-	-	-	-	-	-	-	-	-	-	-	-	-
at Mississippi State	2/11/17	-	-	-	-	-	-	-	-	-	-	-	-	-	-	-	-	-	-	-	-
Arkansas	2/15/17	-	-	-	-	-	-	-	-	-	-	-	-	-	-	-	-	-	-	-	-
at Vanderbilt	2/18/17	-	-	-	-	-	-	-	-	-	-	-	-	-	-	-	-	-	-	-	-
at Florida	2/21/17	-	-	-	-	-	-	-	-	-	-	-	-	-	-	-	-	-	-	-	-
Tennessee	2/25/17	-	-	-	-	-	-	-	-	-	-	-	-	-	-	-	-	-	-	-	-
Mississippi State	2/28/17	-	-	-	-	-	-	-	-	-	-	-	-	-	-	-	-	-	-	-	-
at Ole Miss	3/4/17	-	-	-	-	-	-	-	-	-	-	-	-	-	-	-	-	-	-	-	-
vs. SEC Tournament	TBD	-	-	-	-	-	-	-	-	-	-	-	-	-	-	-	-	-	-	-	-
vs. NCAA Tournament	TBD	-	-	-	-	-	-	-	-	-	-	-	-	-	-	-	-	-	-	-	-

CAREER STATISTICS

Season	GP-GS	Min	Avg	FG	FGA	Pct	3FG	3FGA	Pct	FT	FIA	Pct	Off	Def	Tot	Avg	PF	FO	Ast	TO	Blk	Stl	Pts	Avg
2016-17	5-0	11	2.2	0	0	.000	0	0	.000	0	0	.000	0	1	1	0.2	4	0	0	1	0	0	0	0.0

CAREER SEC STATISTICS

Season	GP-GS	Min	Avg	FG	FGA	Pct	3FG	3FGA	Pct	FT	FIA	Pct	Off	Def	Tot	Avg	PF	FO	Ast	TO	Blk	Stl	Pts	Avg
2017	2-0	6	3.0	0	0	.000	0	0	.000	0	0	.000	0	0	0	0.0	1	0	0	0	0	0	0	0.0



#4 RAKYM FELDER

FRESHMAN | GUARD | 5'10" | HS

BROOKLYN, N.Y./LINCOLN

SEASON NOTABLES

- Made season debut vs. Holy Cross (Nov. 13), scoring eight points with three assists and a rebound
- Played 17 minutes off the bench, logging nine points, four rebounds, two assists, two steals and two blocks in win vs. SC State (Nov. 18)
- Led all bench players with 25 minutes in win vs. FIU (Dec. 4), had four points, two rebounds and led the team with four assists
- Logged new career-highs in minutes (26) and assists (5) in win at USF (Dec. 17), scored 11 points and knocked down three 3-pointers in the first half
- Breakout game, scoring a season high 20 points, hitting 6-of-10 from the field, including 5-of-7 from 3-point range, in win over Lander; also dished four assists
- Second straight double-figure scoring game with 10 points on three 3s and a free throw in loss at Memphis (Dec. 30)
- Tied for team lead with 19 points in just 16 minutes off the bench in win vs. Texas A&M (Jan. 7), went 6-of-8 (75 percent) from the field and a perfect 3-for-3 from behind the arc, also had four rebounds, two assists and two steals
- Scored 12 points (2-for-5 from deep) in 17 minutes off the bench in win vs. Ole Miss (Jan. 14)
- Tallied career-high five rebounds in win vs. No. 19/21 Florida (Jan. 18), played 22 minutes and scored seven points (2-for-5) from behind the arc
- Made first career start in loss at No. 5/5 Kentucky (Jan. 21), tallying three points and three rebounds
- Recorded 13 points (12 in the first half) in 19 minutes in win at Mizzou (Jan. 28), went 3-for-4 from 3-point land and also had two assists

FELDER'S SEASON HIGHS

Points

20, vs. Lander (Dec. 27, 2016)

Field Goals

6, twice, last vs. Texas A&M (Jan. 7, 2017)

Field Goal Attempts

11, vs. Florida (Jan. 18, 2017)

3-Point Field Goals

5, vs. Lander (Dec. 27, 2016)

3-Point Field Goal Attempts

7, vs. Lander (Dec. 27, 2016)

Free Throws

4, vs. Texas A&M (Jan. 7, 2017)

Free Throw Attempts

4, twice, last at Missouri (Jan. 28, 2017)

Rebounds

5, vs. Florida (Jan. 18, 2017)

Assists

5, at USF (Dec. 17, 2016)

Blocks

2, vs. SC State (Nov. 18, 2016)

Steals

2, 3x, last at Tennessee (Jan. 11, 2017)

Minutes

26, at USF (Dec. 17, 2016)

2016-17

Opponent	Date	GS	Min	FG-FGA	Pct	3FG-3FGA	Pct	FT-FTA	Pct	Off	Def	Tot	Avg	PF	FO	A	TO	Blk	Stl	Pts	Avg	
Louisiana Tech	11/11/16	-	-	-	-	-	-	-	-	-	-	-	-	-	-	-	-	-	-	-	-	-
Holy Cross	11/13/16	14	2-2	1.000	2-2	1.000	2-2	1.000	0	1	1	1.0	0	0	3	1	0	0	0	8	8.0	
Monmouth	11/15/16	4	0-1	.000	0-0	.000	0-0	.000	0	0	0	0.5	0	0	0	0	0	0	0	0	4.0	
SC State	11/18/16	17	4-7	.571	1-2	.500	0-1	.000	1	3	4	1.7	3	0	2	3	2	2	2	9	5.7	
Michigan	11/23/16	11	0-1	.000	0-0	.000	0-2	.000	0	0	0	1.3	2	0	0	1	0	1	0	4	4.3	
vs. Syracuse	11/26/16	2	0-0	.000	0-0	.000	0-0	.000	0	0	0	1.0	2	0	0	0	0	0	0	0	3.4	
Vermont	12/1/16	13	0-1	.000	0-0	.000	0-0	.000	0	2	2	1.2	0	0	1	0	0	1	0	2	2.8	
FIU	12/4/16	25	2-4	.500	0-2	.000	0-0	.000	1	1	2	1.7	1	0	4	0	0	1	4	3.0		
vs. Seton Hall	12/12/16	9	0-0	.000	0-0	.000	0-0	.000	0	0	0	1.1	0	0	0	1	0	0	0	2.6		
at USF	12/17/16	26	3-7	.429	3-6	.500	2-2	1.000	0	2	2	1.2	1	0	5	2	1	0	11	3.6		
Clemson	12/21/16	5	0-2	.000	0-1	.000	0-0	.000	0	1	1	1.2	1	0	0	3	1	0	0	3.2		
Lander	12/27/16	20	6-10	.600	5-7	.714	3-3	1.000	0	0	0	1.1	2	0	4	3	0	1	20	4.7		
at Memphis	12/30/16	24	3-8	.375	3-7	.428	1-3	.333	1	1	2	1.2	2	0	1	2	0	1	10	5.2		
at Georgia	1/4/17	12	0-4	.000	0-3	.000	0-0	.000	0	1	1	1.2	1	0	1	0	0	0	0	4.8		
Texas A&M	1/7/17	16	6-8	.750	3-3	1.000	4-4	1.000	2	2	4	1.4	1	0	2	1	0	2	19	5.8		
at Tennessee	1/11/17	14	2-6	.333	0-1	.000	1-3	.333	0	2	2	1.4	1	0	2	2	0	2	5	5.7		
Ole Miss	1/14/17	17	3-7	.429	2-5	.400	4-4	1.000	0	3	3	1.5	0	0	0	3	0	1	12	6.1		
Florida	1/18/17	22	2-11	.182	2-5	.400	1-2	.500	0	5	5	1.7	4	0	3	3	0	1	7	6.2		
at Kentucky	1/21/17	*	19	1-6	.167	0-3	.000	1-2	.500	0	3	3	1.8	2	0	1	4	0	3	6.0		
Auburn	1/24/17	6	0-1	.000	0-0	.000	1-2	.500	0	1	1	1.7	1	0	2	1	0	0	1	5.7		
at Missouri	1/28/17	19	4-7	.571	3-4	.750	2-4	.500	0	0	0	1.7	0	0	2	1	0	0	13	6.1		
at LSU	2/1/17																					
Georgia	2/4/17																					
Alabama	2/7/17																					
at Mississippi State	2/11/17																					
Arkansas	2/15/17																					
at Vanderbilt	2/18/17																					
at Florida	2/21/17																					
Tennessee	2/25/17																					
Mississippi State	2/28/17																					
at Ole Miss	3/4/17																					
vs. SEC Tournament	TBD																					
vs. NCAA Tournament	TBD																					

CAREER STATISTICS

Season	GP-GS	Min	Avg	FG	FGA	Pct	3FG	3FGA	Pct	FT	FIA	Pct	Off	Def	Tot	Avg	PF	FO	Ast	TO	Blk	Stl	Pts	Avg
2016-17	20-1	295	14.8	38	93	.409	24	51	.471	22	34	.647	5	28	33	1.7	24	0	33	32	4	13	122	6.1

CAREER SEC STATISTICS

Season	GP-GS	Min	Avg	FG	FGA	Pct	3FG	3FGA	Pct	FT	FIA	Pct	Off	Def	Tot	Avg	PF	FO	Ast	TO	Blk	Stl	Pts	Avg
2017	8-1	125	15.6	18	50	.360	10	24	.417	14	21	.667	2	17	19	2.4	10	0	13	15	0	6	60	7.5



#12 KHADIM GUEYE

FRESHMAN | FORWARD | 7'0" | HS

DAKAR, SENEGAL/VICTORY ROCK PREP

SEASON NOTABLES

- Scored six points with seven rebounds in the exhibition win vs. Newberry
- Collected two rebounds in win vs. Holy Cross (Nov. 13)
- Played 17 minutes off the bench and scored first career points after going 4-for-4 from the free throw line in win vs. SC State (Nov. 18), also had new single-game high five rebounds
- Snagged two rebounds in 13 minutes off the bench in win vs. No. 25/24 Michigan (Nov. 23)
- Recorded four minutes in victory over No. 18/16 Syracuse (Nov. 26)
- Saw six minutes of action off the bench in win vs. Vermont (Dec. 1)
- Played eight minutes in win vs. FIU (Dec. 4)
- Logged two minutes in loss vs. Seton Hall (Dec. 12) at Madison Square Garden
- Posted two rebounds and a block in 13 minutes off the bench in win at USF (Dec. 17)
- Matched a career-high with 17 minutes playing in a reserve role in loss vs. Clemson (Dec. 21), had one point and a rebound, his free throw in second half was his first points since SC State (Nov. 18)
- Blocked two shots, and added four points in win over Lander (Dec. 27)

GUEYE'S SEASON HIGHS

Points

6, vs. SC State (Nov. 18, 2016)

Field Goals

2, vs. Lander (Dec. 27, 2016)

Field Goal Attempts

3, twice, last vs. Lander (Dec. 27, 2016)

3-Point Field Goals

-

3-Point Field Goal Attempts

-

Free Throws

4, vs. SC State (Nov. 18, 2016)

Free Throw Attempts

4, vs. SC State (Nov. 18, 2016)

Rebounds

5, vs. SC State (Nov. 18, 2016)

Assists

1, vs. Lander (Dec. 27, 2016)

Blocks

2, twice, last vs. Lander (Dec. 27, 2016)

Steals

1, twice, last vs. Ole Miss (Jan. 14, 2017)

Minutes

18, vs. Lander (Dec. 27, 2016)

2016-17

Opponent	Date	GS	Min	FG-FGA	Pct	3FG-FGA	Pct	FT-FTA	Pct	Off	Def	Tot	Avg	PF	FO	A	TO	Blk	Stl	Pts	Avg
Louisiana Tech	11/11/16		1	0-0	.000	0-0	.000	0-0	.000	0	0	0	0.0	3	0	0	1	0	0	0	0.0
Holy Cross	11/13/16		13	0-0	.000	0-0	.000	0-0	.000	1	1	2	1.0	1	0	0	1	1	0	0	0.0
Monmouth	11/15/16		1	0-0	.000	0-0	.000	0-0	.000	0	0	0	0.7	2	0	0	1	0	0	0	0.0
SC State	11/18/16		17	1-3	.333	0-0	.000	4-4	1.000	2	3	5	1.8	0	0	0	0	2	0	6	1.5
Michigan	11/23/16		13	0-2	.000	0-0	.000	0-0	.000	1	1	2	1.8	2	0	0	0	0	0	0	1.2
vs. Syracuse	11/26/16		4	0-0	.000	0-0	.000	0-0	.000	0	0	0	1.5	2	0	0	0	0	0	0	1.0
Vermont	12/1/16		6	0-1	.000	0-0	.000	0-0	.000	0	0	0	1.3	2	0	0	0	0	0	0	0.9
FIU	12/4/16		8	0-1	.000	0-0	.000	0-0	.000	0	0	0	1.1	2	0	0	1	0	0	0	0.8
vs. Seton Hall	12/12/16		2	0-0	.000	0-0	.000	0-0	.000	0	0	0	1.0	2	0	0	0	0	0	0	0.7
at USF	12/17/16		13	0-0	.000	0-0	.000	0-0	.000	1	1	2	1.1	2	0	0	0	1	0	0	0.6
Clemson	12/21/16		17	0-0	.000	0-0	.000	1-2	.500	1	0	1	1.1	4	0	0	0	0	0	1	0.6
Lander	12/27/16		18	2-3	.667	0-0	.000	0-2	.000	0	3	3	1.3	1	0	1	1	2	0	4	0.9
at Memphis	12/30/16		8	0-0	.000	0-0	.000	0-0	.000	0	2	2	1.3	2	0	0	0	0	0	1	0.8
at Georgia	1/4/17		5	0-0	.000	0-0	.000	0-0	.000	0	0	0	1.2	1	0	0	1	0	0	0	0.8
Texas A&M	1/7/17		-	-	-	-	-	-	-	-	-	-	-	-	-	-	-	-	-	-	-
at Tennessee	1/11/17		2	0-0	.000	0-0	.000	0-0	.000	0	0	0	1.1	1	0	0	0	0	0	0	0.7
Ole Miss	1/14/17		7	0-0	.000	0-0	.000	0-0	.000	0	2	2	1.2	1	0	0	1	0	1	0	0.7
Florida	1/18/17		3	0-0	.000	0-0	.000	0-0	.000	0	0	0	1.1	1	0	0	0	0	0	0	0.6
at Kentucky	1/21/17		-	-	-	-	-	-	-	-	-	-	-	-	-	-	-	-	-	-	-
Auburn	1/24/17		6	0-0	.000	0-0	.000	0-0	.000	0	0	0	1.1	3	0	0	1	0	0	0	0.6
at Missouri	1/28/17		7	0-0	.000	0-0	.000	0-0	.000	0	0	0	1.0	1	0	0	0	1	0	0	0.6
at LSU	2/1/17																				
Georgia	2/4/17																				
Alabama	2/7/17																				
at Mississippi State	2/11/17																				
Arkansas	2/15/17																				
at Vanderbilt	2/18/17																				
at Florida	2/21/17																				
Tennessee	2/25/17																				
Mississippi State	2/28/17																				
at Ole Miss	3/4/17																				
vs. SEC Tournament	TBD																				
vs. NCAA Tournament	TBD																				

CAREER STATISTICS

Season	GP-GS	Min	Avg	FG	FGA	Pct	3FG	3FGA	Pct	FT	FTA	Pct	Off	Def	Tot	Avg	PF	FO	Ast	TO	Blk	Stl	Pts	Avg
2016-17	19-0	151	7.9	3	10	.300	0	0	.000	5	8	.625	6	13	19	1.0	33	0	1	8	7	2	11	0.6

CAREER SEC STATISTICS

Season	GP-GS	Min	Avg	FG	FGA	Pct	3FG	3FGA	Pct	FT	FTA	Pct	Off	Def	Tot	Avg	PF	FO	Ast	TO	Blk	Stl	Pts	Avg
2017	6-0	30	5.0	0	0	.000	0	0	.000	0	0	.000	0	2	2	0.3	8	0	0	3	1	1	0	0.0



#23 EVAN HINSON

FRESHMAN | GUARD | 6'4" | HS

DELTONA, FLA./DELTONA

SEASON NOTABLES

- Also a member of the Carolina football team. Joined the basketball squad at the conclusion of the football season
- Made Gamecock debut in win vs. Ole Miss (Jan. 14)
- Had two rebounds, an assist and a steal in blowout win vs. Auburn (Jan. 24)

HINSON'S SEASON HIGHS

Points

-

Field Goals

-

Field Goal Attempts

2, vs. Auburn (Jan. 24, 2017)

3-Point Field Goals

-

3-Point Field Goal Attempts

1, vs. Auburn (Jan. 24, 2017)

Free Throws

-

Free Throw Attempts

-

Rebounds

2, vs. Auburn (Jan. 24, 2017)

Assists

1, vs. Auburn (Jan. 24, 2017)

Blocks

-

Steals

1, vs. Auburn (Jan. 24, 2017)

Minutes

5, vs. Auburn (Jan. 24, 2017)

2016-17

Opponent	Date	GS	Min	FG-FGA	Pct	3FG-3FGA	Pct	FT-FTA	Pct	Off	Def	Tot	Avg	PF	FO	A	TO	Blk	Stl	Pts	Avg	
Louisiana Tech	11/11/16	-	-	-	-	-	-	-	-	-	-	-	-	-	-	-	-	-	-	-	-	-
Holy Cross	11/13/16	-	-	-	-	-	-	-	-	-	-	-	-	-	-	-	-	-	-	-	-	-
Monmouth	11/15/16	-	-	-	-	-	-	-	-	-	-	-	-	-	-	-	-	-	-	-	-	-
SC State	11/18/16	-	-	-	-	-	-	-	-	-	-	-	-	-	-	-	-	-	-	-	-	-
Michigan	11/23/16	-	-	-	-	-	-	-	-	-	-	-	-	-	-	-	-	-	-	-	-	-
vs. Syracuse	11/26/16	-	-	-	-	-	-	-	-	-	-	-	-	-	-	-	-	-	-	-	-	-
Vermont	12/1/16	-	-	-	-	-	-	-	-	-	-	-	-	-	-	-	-	-	-	-	-	-
FIU	12/4/16	-	-	-	-	-	-	-	-	-	-	-	-	-	-	-	-	-	-	-	-	-
vs. Seton Hall	12/12/16	-	-	-	-	-	-	-	-	-	-	-	-	-	-	-	-	-	-	-	-	-
at USF	12/17/16	-	-	-	-	-	-	-	-	-	-	-	-	-	-	-	-	-	-	-	-	-
Clemson	12/21/16	-	-	-	-	-	-	-	-	-	-	-	-	-	-	-	-	-	-	-	-	-
Lander	12/27/16	-	-	-	-	-	-	-	-	-	-	-	-	-	-	-	-	-	-	-	-	-
at Memphis	12/30/16	-	-	-	-	-	-	-	-	-	-	-	-	-	-	-	-	-	-	-	-	-
at Georgia	1/4/17	-	-	-	-	-	-	-	-	-	-	-	-	-	-	-	-	-	-	-	-	-
Texas A&M	1/7/17	-	-	-	-	-	-	-	-	-	-	-	-	-	-	-	-	-	-	-	-	-
at Tennessee	1/11/17	-	-	-	-	-	-	-	-	-	-	-	-	-	-	-	-	-	-	-	-	-
Ole Miss	1/14/17	3	0-0	.000	0-0	.000	0-0	.000	0	0	0	0.0	0	0	0	0	0	0	0	0	0.0	0.0
Florida	1/18/17	-	-	-	-	-	-	-	-	-	-	-	-	-	-	-	-	-	-	-	-	-
at Kentucky	1/21/17	1	0-0	.000	0-0	.000	0-0	.000	0	0	0	0.0	0	0	0	0	0	0	0	0	0.0	0.0
Auburn	1/24/17	5	0-2	.000	0-1	.000	0-0	.000	0	2	2	0.7	2	0	1	0	0	1	0	1	0	0.0
at Missouri	1/28/17	-	-	-	-	-	-	-	-	-	-	-	-	-	-	-	-	-	-	-	-	-
at LSU	2/1/17	-	-	-	-	-	-	-	-	-	-	-	-	-	-	-	-	-	-	-	-	-
Georgia	2/4/17	-	-	-	-	-	-	-	-	-	-	-	-	-	-	-	-	-	-	-	-	-
Alabama	2/7/17	-	-	-	-	-	-	-	-	-	-	-	-	-	-	-	-	-	-	-	-	-
at Mississippi State	2/11/17	-	-	-	-	-	-	-	-	-	-	-	-	-	-	-	-	-	-	-	-	-
Arkansas	2/15/17	-	-	-	-	-	-	-	-	-	-	-	-	-	-	-	-	-	-	-	-	-
at Vanderbilt	2/18/17	-	-	-	-	-	-	-	-	-	-	-	-	-	-	-	-	-	-	-	-	-
at Florida	2/21/17	-	-	-	-	-	-	-	-	-	-	-	-	-	-	-	-	-	-	-	-	-
Tennessee	2/25/17	-	-	-	-	-	-	-	-	-	-	-	-	-	-	-	-	-	-	-	-	-
Mississippi State	2/28/17	-	-	-	-	-	-	-	-	-	-	-	-	-	-	-	-	-	-	-	-	-
at Ole Miss	3/4/17	-	-	-	-	-	-	-	-	-	-	-	-	-	-	-	-	-	-	-	-	-
vs. SEC Tournament	TBD	-	-	-	-	-	-	-	-	-	-	-	-	-	-	-	-	-	-	-	-	-
vs. NCAA Tournament	TBD	-	-	-	-	-	-	-	-	-	-	-	-	-	-	-	-	-	-	-	-	-

CAREER STATISTICS

Season	GP-GS	Min	Avg	FG	FGA	Pct	3FG	3FGA	Pct	FT	FIA	Pct	Off	Def	Tot	Avg	PF	FO	Ast	TO	Blk	Stl	Pts	Avg
2016-17	3-0	9	3.0	0	2	.000	0	1	.000	0	0	.000	0	2	2	0.7	3	0	1	0	0	1	0	0.0

CAREER SEC STATISTICS

Season	GP-GS	Min	Avg	FG	FGA	Pct	3FG	3FGA	Pct	FT	FIA	Pct	Off	Def	Tot	Avg	PF	FO	Ast	TO	Blk	Stl	Pts	Avg
2017	3-0	9	3.0	0	2	.000	0	1	.000	0	0	.000	0	2	2	0.7	3	0	1	0	0	1	0	0.0



#24 SEDEE KEITA

FRESHMAN | FORWARD | 6'9" | HS

PHILADELPHIA, PA./22FT BASKETBALL ACADEMY

SEASON NOTABLES

- Made South Carolina debut in win vs. No. 24/25 Michigan after missing the first four games with a wrist injury, played eight minutes off bench and recorded one rebound on the offensive end
- Led all big men with 15 minutes off the bench in win vs. No. 18/16 Syracuse (Nov. 26), tallied one rebound, one assist, one block and one steal
- Scored first career points (4) in win vs. Vermont (Dec. 1), also recorded three rebounds in 10 minutes off the bench
- Played 19 minutes and logged six points and four rebounds in win vs. FIU (Dec. 4)
- Logged 18 minutes off the bench, recording five points and three rebounds in loss vs. Seton Hall (Dec. 12) at Madison Square Garden
- Saw three minutes of action but did not record any stats in win at USF (Dec. 17)
- Played seven minutes and gathered two rebounds in loss vs. Clemson (Dec. 27)
- Scored a career-high seven points, while pulling down five rebounds in win over Lander (Dec. 27)
- Played a season-high 25 minutes off the bench, pulling down career-high seven rebounds with two steals at Memphis (Dec. 30)
- Pulled down five rebounds in win at Tennessee in 10 minutes of action off the bench (Jan. 11)
- Grabbed four rebounds and blocked a shot in win vs. No. 19/21 Florida (Jan. 18)
- Had three rebounds and career-high two steals in loss at No. 5/5 Kentucky (Jan. 21)

KEITA'S SEASON HIGHS

Points

7, vs. Lander (Dec. 27, 2016)

Field Goals

3, twice, last vs. Lander (Dec. 27, 2016)

Field Goal Attempts

6, twice, last vs. Lander (Dec. 27, 2016)

3-Point Field Goals

-

3-Point Field Goal Attempts

-

Free Throws

3, vs. Seton Hall (Dec. 12, 2016)

Free Throw Attempts

3, vs. Seton Hall (Dec. 12, 2016)

Rebounds

7, vs. Memphis (Dec. 30, 2016)

Assists

1, vs. Syracuse (Nov. 26, 2016)

Blocks

1, 3x, last at Tennessee (Jan. 11, 2017)

Steals

2, at Kentucky (Jan. 21, 2017)

Minutes

19, vs. FIU (Dec. 4, 2016)

2016-17

Opponent	Date	GS	Min	FG-FGA	Pct	3FG-3FGA	Pct	FT-FTA	Pct	Off	Def	Tot	Avg	PF	FO	A	TO	Blk	Stl	Pts	Avg
Louisiana Tech	11/11/16	-	-	-	-	-	-	-DNP - wrist injury	-	-	-	-	-	-	-	-	-	-	-	-	-
Holy Cross	11/13/16	-	-	-	-	-	-	-DNP - wrist injury	-	-	-	-	-	-	-	-	-	-	-	-	-
Monmouth	11/15/16	-	-	-	-	-	-	-DNP - wrist injury	-	-	-	-	-	-	-	-	-	-	-	-	-
SC State	11/18/16	-	-	-	-	-	-	-DNP - wrist injury	-	-	-	-	-	-	-	-	-	-	-	-	-
Michigan	11/23/16		8	0-0	.000	0-0	.000	0-0	.000	1	0	1	1.0	2	0	0	2	0	0	0	0.0
vs. Syracuse	11/26/16		15	0-2	.000	0-0	.000	0-0	.000	0	1	1	1.0	1	0	1	1	1	1	0	0.0
Vermont	12/1/16		10	1-4	.250	0-0	.000	2-2	1.000	1	2	3	1.7	2	0	0	1	0	0	4	1.3
FIU	12/4/16		19	3-6	.500	0-0	.000	0-0	.000	1	3	4	2.3	0	0	0	0	1	0	6	2.5
vs. Seton Hall	12/12/16		18	1-5	.200	0-0	.000	3-4	.750	1	2	3	2.4	3	0	0	0	0	0	5	3.0
at USF	12/17/16		3	0-0	.000	0-0	.000	0-0	.000	0	0	0	2.0	0	0	0	0	0	0	0	2.5
Clemson	12/21/16		7	0-1	.000	0-0	.000	0-0	.000	0	1	1	1.9	2	0	0	0	0	0	0	2.1
Lander	12/27/16		18	3-6	.500	0-0	.000	1-2	.500	3	2	5	2.3	0	0	0	1	0	0	7	2.8
at Memphis	12/30/16		25	0-3	.000	0-0	.000	0-0	.000	5	2	7	2.8	4	0	1	0	1	2	0	2.4
at Georgia	1/4/17		13	0-1	.000	0-0	.000	0-0	.000	0	1	1	2.6	2	0	0	0	2	0	0	2.2
Texas A&M	1/7/17		4	0-1	.000	0-0	.000	0-0	.000	0	0	0	2.4	0	0	0	0	0	0	0	2.0
at Tennessee	1/11/17		10	0-0	.000	0-0	.000	0-0	.000	0	5	5	2.6	2	0	0	0	1	0	0	1.8
Ole Miss	1/14/17		8	0-1	.000	0-0	.000	0-2	.000	0	1	1	2.5	3	0	0	2	0	1	0	1.7
Florida	1/18/17		13	0-1	.000	0-0	.000	1-3	.333	1	3	4	2.6	5	1	1	3	1	0	1	1.6
at Kentucky	1/21/17		17	0-1	.000	0-0	.000	0-0	.000	2	1	2	2.6	2	0	0	0	0	2	0	1.5
Auburn	1/24/17		1	0-0	.000	0-0	.000	0-0	.000	0	0	0	2.4	0	0	0	0	0	0	0	1.4
at Missouri	1/28/17	-	-	-	-	-	-	-DNP - Coaches Decision	-	-	-	-	-	-	-	-	-	-	-	-	
at LSU	2/1/17																				
Georgia	2/4/17																				
Alabama	2/7/17																				
at Mississippi State	2/11/17																				
Arkansas	2/15/17																				
at Vanderbilt	2/18/17																				
at Florida	2/21/17																				
Tennessee	2/25/17																				
Mississippi State	2/28/17																				
at Ole Miss	3/4/17																				
vs. SEC Tournament	TBD																				
vs. NCAA Tournament	TBD																				

CAREER STATISTICS

Season	GP-GS	Min	Avg	FG	FGA	Pct	3FG	3FGA	Pct	FT	FTA	Pct	Off	Def	Tot	Avg	PF	FO	Ast	TO	Blk	Stl	Pts	Avg
2016-17	16-0	189	11.8	8	32	.250	0	0	.000	7	14	.500	15	24	39	2.4	28	1	3	10	7	6	23	1.4

CAREER SEC STATISTICS

Season	GP-GS	Min	Avg	FG	FGA	Pct	3FG	3FGA	Pct	FT	FTA	Pct	Off	Def	Tot	Avg	PF	FO	Ast	TO	Blk	Stl	Pts	Avg
2017	7-0	66	9.4	0	5	.000	0	0	.000	1	6	.167	3	11	14	2.0	14	1	1	5	4	3	1	0.1



#21 MAIK KOTSAR

FRESHMAN | FORWARD | 6'10" | HS

TALLIN, ESTONIA/SUNRISE CHRISTIAN ACADEMY

SEASON NOTABLES

- Started first career game and scored four points with a pair of rebounds and a steal in opener vs. La Tech (Nov. 11)
- Scored in double figures (15 points) for the first time in his career in win vs. SC State (Nov. 18) after going a perfect 7-for-7 from the field, also led team with eight rebounds
- Posted 10 points and five rebounds in 23 minutes in win vs. No. 25/24 Michigan (Nov. 23), scored in double figures for the second straight game
- Finished tied for team-lead with career-high 16 points (7-of-9 shooting) in victory over No. 18/16 Syracuse (Nov. 26), had two steals and two rebounds in 30 minutes, which was new career-high for minutes played
- Tallied 14 points, including 12 in the second half, on 7-of-10 shooting in win vs. Vermont (Dec. 1) for his fourth-straight game in double-figures, also had five rebounds and a steal in 26 minutes
- Posted four points, six rebounds and set new career-highs with three assists and four steals in win vs. FIU (Dec. 4), five of six rebounds came on offensive glass
- Recorded four points, seven rebounds and two steals in loss vs. Seton Hall (Dec. 12) at Madison Square Garden, played only 19 minutes due to foul trouble
- Tallied 11 points (5-of-6) and led the team with nine rebounds (career-high) in win at USF (Dec. 17), played 30 minutes to match a career-high
- One of three Gamecocks in double-figures with 10 points (5-of-13) in loss vs. Clemson (Dec. 21), tied for team lead with eight rebounds, also had two steals in 27 minutes
- Collected first double-double of his career with 10 points, and 11 rebounds - which matched a team high - in win over Lander (Dec. 27)
- Five points and five rebounds with two assists in loss at Memphis (Dec. 30)
- Grabbed eight rebounds to lead team in win at Tennessee (Jan. 11)
- Led team after pulling down nine rebounds in win vs. No. 19/21 Florida (Jan. 18), also had five points an assist and a block
- Tied for team lead with eight rebounds in blowout win vs. Auburn (Jan. 24), also had eight points
- Set new career-high for minutes (32), which led the team in win at Mizzou (Jan. 28)

KOTSAR'S SEASON HIGHS

Points

16, vs. Syracuse (Nov. 26, 2016)

Field Goals

7, 3x, last vs. Vermont (Dec. 1, 2016)

Field Goal Attempts

13, vs. Clemson (Dec. 16, 2016)

3-Point Field Goals

-

3-Point Field Goal Attempts

-

Free Throws

4, vs. Auburn (Jan. 24, 2017)

Free Throw Attempts

7, vs. Auburn (Jan. 24, 2017)

Rebounds

11, vs. Lander (Dec. 27, 2016)

Assists

3, vs. FIU (Dec. 4, 2016)

Blocks

2, 3x, last vs. Ole Miss (Jan. 14, 2017)

Steals

4, vs. FIU (Dec. 4, 2016)

Minutes

32, last at Missouri (Jan. 28, 2017)

2016-17

Opponent	Date	GS	Min	FG-FGA	Pct	3FG-FGA	Pct	FFFTA	Pct	Off	Def	Tot	Avg	PF	FO	A	TO	Blk	Stl	Pts	Avg
Louisiana Tech	11/11/16	*	14	2-2	1.000	0-0	.000	0-3	.000	1	1	2	2.0	4	0	0	0	0	1	4	4.0
Holy Cross	11/13/16	*	15	2-2	1.000	0-0	.000	2-2	1.000	1	2	3	2.5	3	0	0	1	0	0	6	5.0
Monmouth	11/15/16	*	26	2-5	.400	0-0	.000	0-0	.000	1	1	2	2.3	4	0	1	1	0	0	4	4.7
SC State	11/18/16	*	23	7-7	1.000	0-0	.000	1-3	.333	4	4	8	3.8	1	0	1	0	2	0	15	7.3
Michigan	11/23/16	*	23	4-7	.571	0-0	.000	2-2	1.000	2	3	5	4.0	3	0	2	0	0	0	10	7.8
vs. Syracuse	11/26/16	*	30	7-9	.778	0-0	.000	2-2	1.000	0	2	2	3.7	3	0	0	2	0	2	16	9.2
Vermont	12/1/16	*	26	7-10	.700	0-0	.000	0-0	.000	0	5	5	3.9	2	0	0	2	0	1	14	9.9
FIU	12/4/16	*	25	2-5	.400	0-0	.000	0-0	.000	5	1	6	4.1	2	0	3	3	0	4	4	9.1
vs. Seton Hall	12/12/16	*	19	2-6	.333	0-0	.000	0-0	.000	3	4	7	4.4	4	0	0	1	0	2	4	8.6
at USF	12/17/16	*	30	5-6	.833	0-0	.000	1-3	.333	2	7	9	4.9	3	0	0	0	1	0	11	8.8
Clemson	12/21/16	*	27	5-13	.385	0-0	.000	0-1	.000	6	2	8	5.2	2	0	0	0	0	2	10	8.9
Lander	12/27/16	*	24	5-10	.500	0-0	.000	0-2	.000	4	7	11	5.7	2	0	0	0	2	0	10	9.0
at Memphis	12/30/16	*	30	2-7	.285	0-0	.000	1-2	.500	3	2	5	5.6	3	0	2	3	0	0	5	8.7
at Georgia	1/4/17	*	16	0-2	.000	0-0	.000	0-1	.000	0	1	1	5.3	4	0	0	0	0	0	0	8.1
Texas A&M	1/7/17	*	28	1-6	.167	0-0	.000	0-0	.000	2	3	5	5.3	2	0	0	0	1	0	2	7.7
at Tennessee	1/11/17	*	28	2-6	.333	0-0	.000	1-2	.500	4	4	8	5.4	3	0	1	5	0	0	5	7.5
Ole Miss	1/14/17	*	16	3-6	.500	0-0	.000	0-0	.000	5	1	6	5.5	5	1	0	2	2	1	6	7.4
Florida	1/18/17	*	26	2-6	.333	0-0	.000	1-2	.500	4	5	9	5.7	3	0	1	2	1	0	5	7.3
at Kentucky	1/21/17	*	16	2-2	1.000	0-0	.000	0-0	.000	0	1	1	5.4	4	0	1	1	0	1	4	7.1
Auburn	1/24/17	*	25	2-4	.500	0-0	.000	4-7	.571	1	7	8	5.6	4	0	2	0	0	1	8	7.2
at Missouri	1/28/17	*	32	1-5	.200	0-0	.000	0-0	.000	2	4	6	5.6	2	0	2	1	0	1	2	6.9
at LSU	2/1/17																				
Georgia	2/4/17																				
Alabama	2/7/17																				
at Mississippi State	2/11/17																				
Arkansas	2/15/17																				
at Vanderbilt	2/18/17																				
at Florida	2/21/17																				
Tennessee	2/25/17																				
Mississippi State	2/28/17																				
at Ole Miss	3/4/17																				
vs. SEC Tournament	TBD																				
vs. NCAA Tournament	TBD																				

CAREER STATISTICS

Season	GP-GS	Min	Avg	FG	FGA	Pct	3FG	3FGA	Pct	FT	FIA	Pct	Off	Def	Tot	Avg	PF	FO	Ast	TO	Blk	Stl	Pts	Avg
2016-17	21-21	499	23.8	65	126	.516	0	0	.000	15	32	.469	50	67	117	5.6	63	1	16	24	9	16	145	6.9

CAREER SEC STATISTICS

Season	GP-GS	Min	Avg	FG	FGA	Pct	3FG	3FGA	Pct	FT	FIA	Pct	Off	Def	Tot	Avg	PF	FO	Ast	TO	Blk	Stl	Pts	Avg
2017	8-8	187	23.4	13	37	.351	0	0	.000	6	12	.500	18	26	44	5.5	27	1	7	11	4	4	32	4.0



#25 CHRISTIAN SCHMITT

FRESHMAN | GUARD | 6'0" | HS

MARS, PA. | MARS AREA HIGH SCHOOL

SEASON NOTABLES

- Made South Carolina debut in win vs. SC State (Nov. 18), played three minutes and attempted one 3
- Played one minute off the bench in win vs. Vermont (Dec. 1)
- Saw action vs. Lander (Dec. 27)

SCHMITT'S SEASON HIGHS

Points

-

Field Goals

-

Field Goal Attempts

1, vs. SC State (Nov. 18, 2016)

3-Point Field Goals

-

3-Point Field Goal Attempts

1, vs. SC State (Nov. 18, 2016)

Free Throws

-

Free Throw Attempts

-

Rebounds

-

Assists

-

Blocks

-

Steals

-

Minutes

3, vs. SC State (Nov. 18, 2016)

2016-17

Opponent	Date	GS	Min	FG-FGA	Pct	3FG-FGA	Pct	FT-FTA	Pct	Off	Def	Tot	Avg	PF	FO	A	TO	Blk	Stl	Pts	Avg	
Louisiana Tech	11/11/16	-	-	-	-	-	-	-	-	-	-	-	-	-	-	-	-	-	-	-	-	-
Holy Cross	11/13/16	-	-	-	-	-	-	-	-	-	-	-	-	-	-	-	-	-	-	-	-	-
Monmouth	11/15/16	-	-	-	-	-	-	-	-	-	-	-	-	-	-	-	-	-	-	-	-	-
SC State	11/18/16	-	3	0-1	.000	0-1	.000	0-0	.000	0	0	0	0	0	0	0	2	0	0	0	0	0.0
Michigan	11/23/16	-	-	-	-	-	-	-	-	-	-	-	-	-	-	-	-	-	-	-	-	-
vs. Syracuse	11/26/16	-	-	-	-	-	-	-	-	-	-	-	-	-	-	-	-	-	-	-	-	-
Vermont	12/1/16	-	1	0-0	.000	0-0	.000	0-0	.000	0	0	0	0	0	0	0	0	0	0	0	0	0.0
FIU	12/4/16	-	-	-	-	-	-	-	-	-	-	-	-	-	-	-	-	-	-	-	-	-
vs. Seton Hall	12/12/16	-	-	-	-	-	-	-	-	-	-	-	-	-	-	-	-	-	-	-	-	-
at USF	12/17/16	-	-	-	-	-	-	-	-	-	-	-	-	-	-	-	-	-	-	-	-	-
Clemson	12/21/16	-	-	-	-	-	-	-	-	-	-	-	-	-	-	-	-	-	-	-	-	-
Lander	12/27/16	-	1	0-0	.000	0-0	.000	0-0	.000	0	0	0	0	0	0	0	0	0	0	0	0	0.0
at Memphis	12/30/16	-	1	0-0	.000	0-0	.000	0-0	.000	0	0	0	0	0	1	0	0	0	0	0	0	0.0
at Georgia	1/4/17	-	-	-	-	-	-	-	-	-	-	-	-	-	-	-	-	-	-	-	-	-
Texas A&M	1/7/17	-	-	-	-	-	-	-	-	-	-	-	-	-	-	-	-	-	-	-	-	-
at Tennessee	1/11/17	-	-	-	-	-	-	-	-	-	-	-	-	-	-	-	-	-	-	-	-	-
Ole Miss	1/14/17	-	-	-	-	-	-	-	-	-	-	-	-	-	-	-	-	-	-	-	-	-
Florida	1/18/17	-	-	-	-	-	-	-	-	-	-	-	-	-	-	-	-	-	-	-	-	-
at Kentucky	1/21/17	-	-	-	-	-	-	-	-	-	-	-	-	-	-	-	-	-	-	-	-	-
Auburn	1/24/17	-	-	-	-	-	-	-	-	-	-	-	-	-	-	-	-	-	-	-	-	-
at Missouri	1/28/17	-	-	-	-	-	-	-	-	-	-	-	-	-	-	-	-	-	-	-	-	-
at LSU	2/1/17	-	-	-	-	-	-	-	-	-	-	-	-	-	-	-	-	-	-	-	-	-
Georgia	2/4/17	-	-	-	-	-	-	-	-	-	-	-	-	-	-	-	-	-	-	-	-	-
Alabama	2/7/17	-	-	-	-	-	-	-	-	-	-	-	-	-	-	-	-	-	-	-	-	-
at Mississippi State	2/11/17	-	-	-	-	-	-	-	-	-	-	-	-	-	-	-	-	-	-	-	-	-
Arkansas	2/15/17	-	-	-	-	-	-	-	-	-	-	-	-	-	-	-	-	-	-	-	-	-
at Vanderbilt	2/18/17	-	-	-	-	-	-	-	-	-	-	-	-	-	-	-	-	-	-	-	-	-
at Florida	2/21/17	-	-	-	-	-	-	-	-	-	-	-	-	-	-	-	-	-	-	-	-	-
Tennessee	2/25/17	-	-	-	-	-	-	-	-	-	-	-	-	-	-	-	-	-	-	-	-	-
Mississippi State	2/28/17	-	-	-	-	-	-	-	-	-	-	-	-	-	-	-	-	-	-	-	-	-
at Ole Miss	3/4/17	-	-	-	-	-	-	-	-	-	-	-	-	-	-	-	-	-	-	-	-	-
vs. SEC Tournament	TBD	-	-	-	-	-	-	-	-	-	-	-	-	-	-	-	-	-	-	-	-	-
vs. NCAA Tournament	TBD	-	-	-	-	-	-	-	-	-	-	-	-	-	-	-	-	-	-	-	-	-

CAREER STATISTICS

Season	GP-GS	Min	Avg	FG	FGA	Pct	3FG	3FGA	Pct	FT	FTA	Pct	Off	Def	Tot	Avg	PF	FO	Ast	TO	Blk	Stl	Pts	Avg
2016-17	4-0	6	1.5	0	1	.000	0	1	.000	0	0	.000	0	0	0	0.0	1	0	0	2	0	0	0	0.0

CAREER SEC STATISTICS

Season	GP-GS	Min	Avg	FG	FGA	Pct	3FG	3FGA	Pct	FT	FTA	Pct	Off	Def	Tot	Avg	PF	FO	Ast	TO	Blk	Stl	Pts	Avg
2017																								

THE LAST TIME...

AN INDIVIDUAL ...

Scored 20 or more points:	South Carolina: Duane Notice (27) & Sindarius Thornwell (22) vs. Auburn, Jan. 24, 2017, in Columbia, S.C. Opponent: Malik Monk (27), Kentucky, Jan. 21, 2017, in Lexington, Ky.
Scored 30 or more points:	South Carolina: Sindarius Thornwell (34) at Kentucky, Jan. 21, 2017, in Lexington, Ky. Opponent: Kevin Punter (36), Tennessee, Jan. 23, 2016 in Knoxville, Tenn.
Scored 35 or more points:	South Carolina: Brenton Williams (38) vs. Mississippi State, March 6, 2013 in Columbia, S.C. Opponent: Kevin Punter (36), Tennessee, Jan. 23, 2016 in Knoxville, Tenn.
Scored 40 or more points:	South Carolina: N/A thru 1992-93 season Opponent: Austin Carr (43), Notre Dame, Dec. 30, 1969 in New Orleans, La.
Collected 20 or more rebounds:	South Carolina: Emmett Hall (23), vs. College of Charleston, Dec. 22, 1993 in Columbia, S.C. Opponent: Ekpe Udoh (20), Baylor, Jan. 2, 2010 in Columbia, S.C.
Collected 15 or more rebounds:	South Carolina: Michael Carrera (15), vs. Florida, Feb. 20, 2016 in Columbia, S.C. Opponent: Sebastian Saiz (15), Ole Miss, Jan. 14, 2017, in Columbia, S.C.
Made 12 or more field goals:	South Carolina: Laimonas Chatkevicius (15), vs. High Point, March 15, 2016, in Columbia, S.C. Opponent: Michael Frazier II (12), Florida, March 4, 2014 in Columbia, S.C.
Made 10 or more field goals:	South Carolina: PJ Dozier (10), vs. Clemson, Dec. 21, 2016, in Columbia, S.C. Opponent: Wes Clark (10), Missouri, Jan. 16, 2016, in Columbia, S.C.
Attempted 20 or more field goals:	South Carolina: Sindarius Thornwell (23), at Kentucky, Jan. 21, 2017, in Lexington, Ky. Opponent: Jamal Murray (21), Kentucky, Feb. 13, 2016, in Columbia, S.C.
Attempted 25 or more field goals:	South Carolina: Devan Downey, 25, at Kentucky, Feb. 25, 2010 in Lexington, Ky. Opponent: Kemmy Burgess (Alaska-Anchorage), 26, Nov. 24, 2005 in Anchorage, Alaska
Dished 10 or more assists:	South Carolina: Devan Downey, 11, vs. LSU, March 13, 2008 in Atlanta, Ga. Opponent: 11, Jabril Durham, Arkansas, March 5, 2016 in Fayetteville, Ark.
Swiped 5 or more steals:	South Carolina: Sindarius Thornwell, 5, vs. Texas A&M, Jan. 7, 2017 in Columbia, S.C. Opponent: 5, Allen Payne, Auburn, Feb. 26, 2014 in Auburn, Ala.
Blocked 5 or more shots:	South Carolina: Chris Silva (5), vs. FIU, Dec. 4, 2016 in Columbia, S.C. Opponent: Avry Holmes (5), Clemson, Dec. 18, 2015 in Greenville, S.C.
Made 5 or more 3-point field goals:	South Carolina: Duane Notice (6) & Sindarius Thornwell (5), vs. Auburn, Jan. 24, 2017, in Columbia, S.C. Opponent: DJ Hogg (7), Texas A&M, Jan. 7, 2017, in Columbia, S.C.
Attempted 8 or more 3-point field goals:	South Carolina: Duane Notice (9), vs. Auburn, Jan. 24, 2017, in Columbia, S.C. Opponent: Wenyen Gabriel (8), Kentucky, Jan. 21, 2017, in Lexington, Ky.
Made 10 or more free throws:	South Carolina: Sindarius Thornwell (14), at Kentucky, Jan. 21, 2017, in Lexington, Ky. Opponent: Dedric Lawson (11) and Markel Crawford (10), Memphis, Dec. 30, 2015, in Memphis, Tenn.
Attempted 15 or more free throws:	South Carolina: Sindarius Thornwell (15), at Kentucky, Jan. 21, 2017, in Lexington, Ky. Opponent: Ryan Rosburg (17), at Tennessee, Feb. 16, 2016 in Columbia, Mo.
Played all 40 minutes of regulation:	South Carolina: Duane Notice, vs. Texas A&M, Feb. 21, 2015 in Columbia, S.C. Opponent: Frank Sullivan, Auburn, Jan. 12, 2013 in Columbia, S.C.
A player hit a last-second shot (within 3 seconds) to win a game:	South Carolina: PJ Dozier (Buzzer Beater), vs. Monmouth, Nov. 15, 2016, in Columbia, S.C. Opponent: JJ Frazier (Free Throws), Georgia, March 11, 2016 in Nashville, Tenn.
A player had a double-double:	South Carolina: Sindarius Thornwell (16 points, 11 rebounds), at Missouri, Jan. 28, 2017, in Columbia, Mo. Opponent: Austin Wiley (10 points, 11 rebounds), Auburn, Jan. 24, 2017, in Columbia, S.C.
Two or more players had a double-double:	S. Carolina: Michael Carrera (11 points, 10 rebounds), Sindarius Thornwell (18 points, 11 rebounds), at Georgia, Feb. 2, 2016, in Athens, Ga. Opponent: Alex Oriakhi (18 points, 11 rebounds), Earnest Ross (21 points, 10 rebounds) Missouri, Jan. 22, 2013 in Columbia, Mo.
A player had a triple-double:	South Carolina: Sam Muldrow (16 points, 14 rebounds, 10 blocks) vs. Vanderbilt, Jan. 8, 2011 in Columbia, S.C. *** Only second triple-double in South Carolina history (Chuck Eidson (25 points, 10 rebounds, 10 assists) vs. SC State, Nov. 29, 2002 in Columbia, S.C. Opponent: Daniel Hackett (Southern California - 22 points, 10 rebounds, 10 assists), Nov. 17, 2007 in Columbia, S.C.
Scored 30 or more points in back-to-back games:	South Carolina: Devan Downey, 30 vs. Kentucky, Jan. 26, 2010 in Columbia, S.C. 33 vs. Georgia, Jan. 30, 2010, in Columbia, S.C.
Scored 25 or more points in back-to-back games:	South Carolina: Devan Downey, 33 vs. Georgia, Jan. 30, 2010, in Columbia, S.C. 26 at Tennessee, Feb. 6, 2010 in Knoxville, Tenn.

A TEAM ...

Scored 100 or more points:	South Carolina: 103 vs. The Citadel, Nov. 12, 2007 in Columbia, S.C. Opponent: 107, Vanderbilt, Feb. 17, 1996 in Nashville, Tenn.
Scored 50 points or less:	South Carolina: 46, vs. Florida, March 4, 2014 in Columbia S.C. Opponent: 50, Vermont, Dec. 1, 2016 in Columbia, S.C.
Scored 50 points in a half:	South Carolina: 50 (2nd half), vs. Auburn, Jan. 24, 2017, in Columbia, S.C. Opponent: 52 (2nd half), Georgia Jan. 22, 2014 in Athens, Ga.
Failed to score 25 points in a half:	South Carolina: 21 (1st half), vs. Florida, Jan. 18, 2017, in Columbia, S.C. Opponent: 22 (1st half), Missouri, Jan. 28, 2017, in Columbia, Mo.

Collected 50 or more rebounds:	South Carolina: 50, vs. Alabama, Jan. 30, 2016, in Columbia, S.C. Opponent: 52, WKU, Nov. 27, 2010 in Bowling Green, Ky.
Shot 60% or better from the field:	South Carolina: 60.0% (39-65), vs. High Point, March 15, 2016, in Columbia, S.C. Opponent: 69.6% (32-46) Missouri, Feb. 28, 2013 in Columbia, S.C.
Shot 50% or better from the field:	South Carolina: 52.9% (27-51), vs. Texas A&M, Jan. 7, 2017, in Columbia, S.C. Opponent: 50.8% (30-59), Georgia Tech, March 21, 2016, in Columbia, S.C.
Shot less than 30% from the field:	South Carolina: 29.4% (15-51), vs. Florida, Jan. 18, 2017 in Columbia, S.C. Opponent: 19.2% (10-52), Michigan, Nov. 23, 2016, in Columbia, S.C.
Shot 50% or better from 3-point range (at least 10 attempts):	South Carolina: 57.7% (15-26), vs. Auburn, Jan. 24, 2017, in Columbia, S.C. Opponent: 58.3% (28-48), Kentucky, Jan. 21, 2017, in Lexington, Ky.
Shot 20% or less from 3-point range (at least 10 attempts):	South Carolina: 14.3% (3-21), vs. Missouri, Jan. 16, 2016, in Columbia, S.C. Opponent: 5.9% (1-17), Missouri, Jan. 28, 2017, in Columbia, Mo.
Dished 20 or more assists:	South Carolina: 23, vs. Auburn, Jan. 24, 2017, in Columbia, S.C. Opponent: 20, Mississippi State, Feb. 27, 2016, in Starkville, Miss.
Made 35 or more shots:	South Carolina: 35, vs. Lander, Dec. 27, 2016, in Columbia, S.C. Opponent: 35, vs. Tennessee, March 5, 2009 in Columbia, S.C.
Attempted 80 or more shots:	South Carolina: 83 vs. WKU Nov. 27, 2010 in Bowling Green, Ky. Opponent: 83, LSU, Feb. 10, 1996 in Columbia, S.C.
Attempted 70 or more shots:	South Carolina: 70, vs. Texas A&M, Jan. 7, 2017 in Columbia, S.C. Opponent: 71, Arkansas, Feb. 3, 2015 in Fayetteville, Ark.
Made 10 or more 3-pointers:	South Carolina: 15, vs. Auburn, Jan. 24, 2017, in Columbia, S.C. Opponent: 11, Texas A&M, Jan. 7, 2017, in Columbia, S.C.
Did not make a 3-pointer:	South Carolina: vs. Milwaukee, Nov. 11, 2012 in Columbia, S.C. Opponent: Florida, Jan. 18, 2017 in Columbia, S.C.
Attempted 30 or more 3-pointers:	South Carolina: 31 vs. Alabama, Jan. 25, 2012 in Columbia, S.C. Opponent: 30, High Point, March 15, 2016, in Columbia, S.C.
Attempted 25 or more 3-pointers:	South Carolina: 25, at Missouri, Jan. 28, 2017, in Columbia, Mo. Opponent: 26, Michigan, Nov. 23, 2016, in Columbia, S.C.
Made 30 or more free throws:	South Carolina: 46 vs. Memphis, Jan. 2, 2015 in Columbia, S.C. Opponent: 30, Tennessee, Jan. 23, 2016 in Knoxville, Tenn.
Attempted 40 or more free throws:	South Carolina: 46, vs. Alabama, Jan. 30, 2016, in Columbia, S.C. Opponent: 42, Kentucky, March 1, 2014 in Columbia, S.C.
Swiped 15 or more steals:	South Carolina: 15 vs. Vanderbilt, Jan. 16, 2010 in Columbia, S.C. Opponent: 15, Monmouth, Nov. 15, 2016, in Columbia, S.C.
Blocked 12 or more shots:	South Carolina: 12, vs. Vanderbilt, Jan. 8, 2011 in Columbia, S.C. Opponent: 12, Mississippi State, Jan. 26, 2016, in Columbia, S.C.
Blocked 8 or more shots:	South Carolina: 8, at Georgia, Jan. 4, 2017, in Athens, Ga. Opponent: 8, Auburn, Jan. 24, 2017 in Columbia, S.C.
Won by 30 or more points:	South Carolina: 42, vs. SC State, Nov. 18, 2016, in Columbia, S.C. Opponent: 34, Kentucky, Feb. 14, 2015 in Lexington, Ky.
Won by 20 or more points:	South Carolina: 29, vs. Auburn, Jan. 24, 2017, in Columbia, S.C. Opponent: 27, Kentucky, Feb. 13, 2016, in Columbia, S.C.
Played a single overtime game:	Win: 70-69, vs. Monmouth, Nov. 15, 2016, in Columbia, S.C. Loss: 62-54 at Georgia, Feb. 23, 2013 in Athens, Ga.
Played a double overtime game:	Win: 87-85 vs. WKU, Nov. 27, 2010 in Bowling Green, Ky. Loss: 98-88 vs. Louisville, Feb. 20, 1988 in Columbia, S.C.
South Carolina played a No. 1 Team in the country:	Win: 68-62 vs. Kentucky, Jan. 26, 2010 in Columbia, S.C. Loss: 77-43 loss at Kentucky, Feb. 14, 2015 in Lexington, Ky.
South Carolina played a top-5 opponent:	Win: 68-62 vs. No. 1/1 Kentucky, Jan. 26, 2010 in Columbia, S.C. Loss: 85-69 loss to No. 5/5 Kentucky, Jan. 21, 2017 in Lexington, Ky.
South Carolina played a top-10 opponent:	Win: 81-78 at No. 8/8 Texas A&M, Feb. 6, 2016, in College Station, Texas Loss: 58-43 loss vs. Kentucky, Jan. 24, 2015 in Columbia, S.C.
South Carolina played a top-25 opponent:	Win: 57-53 vs. No. 19/21 Florida, Jan. 18, 2017, in Columbia, S.C. Loss: 89-62 loss vs. No. 22/21 Kentucky, Feb. 13, 2016, in Columbia, S.C.
South Carolina defeated a ranked opponent:	Home: 57-53 win vs. No. 19/21 Florida, Jan. 18, 2017, in Columbia, S.C. Away: 77-73 at No. 13/19 Vanderbilt, March 6, 2010 in Nashville, Tenn. Neutral: 64-50 vs. No. 18/16 Syracuse, Nov. 26, 2016 in Brooklyn, N.Y. SEC Home: 57-53 win vs. No. 19/21 Florida, Jan. 18, 2017, in Columbia, S.C.
South Carolina defeated a top 10 opponent:	SEC Away: 81-78 at No. 8/8 Texas A&M, Feb. 6, 2016, in College Station, Texas Non-conference away: 85-84 at No. 19/20 Baylor, Jan. 2, 2009 in Waco, Texas Home: Win: 68-62 win vs. No. 1/1 Kentucky, Jan. 26, 2010 in Columbia, S.C. Away: 81-78 at No. 8/8 Texas A&M, Feb. 6, 2016, in College Station, Texas Neutral: 64-60 vs. No. 9/9 Iowa State, Jan. 3, 2015 in Brooklyn, N.Y.
A South Carolina win opened the season:	Home: 85-76 win vs. La Tech on Nov. 11, 2016, in Columbia, S.C. Away: 81-63 win at Western Carolina, Nov. 12, 2005 in Cullowhee, N.C. Neutral: 74-61 win vs. Chaminade, Nov. 19, 2001 in Maui, Hawaii (Maui Invite)
South Carolina opened SEC play:	Home: 79-68 win vs. Texas A&M, Jan. 7, 2017 in Columbia, S.C. Away: 67-61 win at Georgia, Jan. 4, 2017, in Athens, Ga.



2016-17 South Carolina Basketball
 South Carolina Combined Team Statistics (as of Jan 28, 2017)
 All games

Overall record: 17-4 Conf: 7-1 Home: 12-1 Away: 4-2 Neutral: 1-1

##	Player	gp-gs	min	avg	Total		3-Point		F-Throw		Rebounds				pf	dq	a	to	blk	stl	pts	avg
					fg-fga	fg%	3fg-fga	3fg%	ft-fa	ft%	off	def	tot	avg								
00	THORNWELL, Sindari	15-15	477	31.8	88-202	.436	26-64	.406	88-104	.846	36	72	108	7.2	32	0	48	38	17	35	290	19.3
15	DOZIER, PJ	20-20	523	26.2	100-241	.415	29-75	.387	43-62	.694	18	71	89	4.5	57	2	56	43	5	35	272	13.6
10	NOTICE, Duane	21-21	657	31.3	66-178	.371	41-122	.336	36-54	.667	16	30	46	2.2	29	0	48	34	5	18	209	10.0
30	SILVA, Chris	21-21	400	19.0	69-121	.570	0-0	.000	64-85	.753	47	81	128	6.1	79	4	7	38	36	11	202	9.6
21	KOTSAR, Maik	21-21	499	23.8	65-126	.516	0-0	.000	15-32	.469	50	67	117	5.6	63	1	16	24	9	16	145	6.9
04	FELDER, Rakym	20-1	295	14.8	38-93	.409	24-51	.471	22-34	.647	5	28	33	1.7	24	0	33	32	4	13	122	6.1
20	MCKIE, Justin	21-6	428	20.4	40-105	.381	15-46	.326	11-19	.579	17	39	56	2.7	32	0	36	15	3	15	106	5.0
02	GRAVETT, Hassani	19-0	360	18.9	29-87	.333	12-44	.273	16-24	.667	8	23	31	1.6	34	1	30	28	1	10	86	4.5
05	BLANTON, TeMarcus	11-0	78	7.1	9-19	.474	4-9	.444	2-6	.333	6	10	16	1.5	7	0	2	4	0	5	24	2.2
24	KEITA, Sedee	16-0	189	11.8	8-32	.250	0-0	.000	7-14	.500	15	24	39	2.4	28	1	3	10	7	6	23	1.4
14	TUT, Ran	10-0	57	5.7	4-12	.333	0-1	.000	0-0	.000	4	11	15	1.5	3	0	2	1	3	3	8	0.8
31	HOLLIMAN, Jarrell	13-0	85	6.5	3-7	.429	0-0	.000	2-2	1.000	4	6	10	0.8	16	0	2	2	1	0	8	0.6
12	GUEYE, Khadim	19-0	151	7.9	3-10	.300	0-0	.000	5-8	.625	6	13	19	1.0	33	0	1	8	7	2	11	0.6
25	SCHMITT, Christian	4-0	6	1.5	0-1	.000	0-1	.000	0-0	.000	0	0	0	0.0	1	0	0	2	0	0	0	0.0
13	CORCHIANI, Tommy	5-0	11	2.2	0-0	.000	0-0	.000	0-0	.000	0	1	1	0.2	4	0	0	1	0	0	0	0.0
23	HINSON, Evan	3-0	9	3.0	0-2	.000	0-1	.000	0-0	.000	0	2	2	0.7	3	0	1	0	0	1	0	0.0
Team											35	39	74				7					
Total.....		21	4225		522-1236	.422	151-414	.365	311-444	.700	267	517	784	37.3	445	9	285	287	98	170	1506	71.7
Opponents.....		21	4225		407-1093	.372	92-362	.254	370-530	.698	240	484	724	34.5	412	7	187	358	64	135	1276	60.8

TEAM STATISTICS	SC	OPP	Date	Opponent	Score	Att.
SCORING	1506	1276	11/11/16	LOUISIANA TECH	w 85-76	13344
Points per game	71.7	60.8	^ 11/13/16	HOLY CROSS	w 81-49	9270
Scoring margin	+11.0	-	^ 11/15/16	MONMOUTH	wot 70-69	9779
FIELD GOALS-ATT	522-1236	407-1093	^ 11/18/16	SC STATE	w 92-50	10159
Field goal pct	.422	.372	11/23/16	MICHIGAN	w 61-46	13051
3 POINT FG-ATT	151-414	92-362	\$ 11/26/16	vs Syracuse	w 64-50	8733
3-point FG pct	.365	.254	12/1/16	VERMONT	w 68-50	11579
3-pt FG made per game	7.2	4.4	12/4/16	FIU	w 70-54	10587
FREE THROWS-ATT	311-444	370-530	12/12/16	vs SETON HALL	L 64-67	7558
Free throw pct	.700	.698	12/17/16	at USF	w 77-66	2489
F-Throws made per game	14.8	17.6	12/21/16	CLEMSON	L 60-62	17026
REBOUNDS	784	724	12/27/16	LANDER	w 90-62	10088
Rebounds per game	37.3	34.5	12/30/16	at Memphis	L 54-70	10812
Rebounding margin	+2.9	-	* 01/04/17	at Georgia	w 67-61	8856
ASSISTS	285	187	* 1/7/17	TEXAS A&M	w 79-68	14249
Assists per game	13.6	8.9	* 01/11/17	at Tennessee	w 70-60	13794
TURNOVERS	287	358	* 1/14/17	OLE MISS	w 67-56	15202
Turnovers per game	13.7	17.0	* 1/18/17	FLORIDA	w 57-53	15638
Turnover margin	+3.4	-	* 01-21-17	at Kentucky	L 69-85	24389
Assist/turnover ratio	1.0	0.5	* 1/24/17	AUBURN	w 98-69	14356
STEALS	170	135	* 1-28-17	at Mizzou	w 63-53	10190
Steals per game	8.1	6.4				
BLOCKS	98	64				
Blocks per game	4.7	3.0				
ATTENDANCE	164328	86821				
Home games-Avg/Game	13-12641	6-11755				
Neutral site-Avg/Game	-	2-8146				

^ = Brooklyn Hoops Holiday Invitational (Columbia, S.C.)
 \$ = Brooklyn Hoops Holiday Invitational (Brooklyn, N.Y.)
 * = Conference game

Score by Periods	1st	2nd	OT	Totals
South Carolina	751	745	10	1506
Opponents	596	671	9	1276



2016-17 South Carolina Basketball
 South Carolina Combined Team Statistics (as of Jan 28, 2017)
 Conference games

RECORD:	OVERALL	HOME	AWAY	NEUTRAL
ALL GAMES	7-1	4-0	3-1	0-0
CONFERENCE	7-1	4-0	3-1	0-0
NON-CONFERENCE	0-0	0-0	0-0	0-0

##	Player	gp-gs	min	avg	Total		3-Point		F-Throw		Rebounds				pf	dq	a	to	blk	stl	pts	avg		
					fg-fga	fg%	3fg-fga	3fg%	ft-fa	ft%	off	def	tot	avg										
00	THORNWELL, Sindari	8-8	260	32.5	47-116	.405	12-35	.343	53-64	.828	22	39	61	7.6	18	0	19	19	8	24	159	19.9		
30	SILVA, Chris	8-8	157	19.6	29-51	.569	0-0	.000	27-32	.844	16	26	42	5.3	29	0	2	12	10	5	85	10.6		
15	DOZIER, PJ	7-7	169	24.1	24-75	.320	6-23	.261	19-28	.679	7	20	27	3.9	20	1	18	16	2	4	73	10.4		
10	NOTICE, Duane	8-8	250	31.3	26-60	.433	17-44	.386	10-15	.667	7	11	18	2.3	14	0	14	9	4	7	79	9.9		
04	FELDER, Rakym	8-1	125	15.6	18-50	.360	10-24	.417	14-21	.667	2	17	19	2.4	10	0	13	15	0	6	60	7.5		
02	GRAVETT, Hassani	7-0	106	15.1	10-28	.357	5-14	.357	8-10	.800	3	3	6	0.9	11	0	7	10	0	3	33	4.7		
21	KOTSAR, Maik	8-8	187	23.4	13-37	.351	0-0	.000	6-12	.500	18	26	44	5.5	27	1	7	11	4	4	32	4.0		
20	MCKIE, Justin	8-0	144	18.0	10-25	.400	7-12	.583	2-5	.400	6	11	17	2.1	12	0	16	6	1	4	29	3.6		
05	BLANTON, TeMarcus	8-0	64	8.0	6-14	.429	2-6	.333	1-4	.250	5	6	11	1.4	7	0	2	3	0	5	15	1.9		
31	HOLLIMAN, Jarrell	2-0	15	7.5	1-1	1.000	0-0	.000	0-0	.000	2	0	2	1.0	4	0	0	1	0	0	2	1.0		
14	TUT, Ran	3-0	12	4.0	1-3	.333	0-0	.000	0-0	.000	0	0	0	0.0	2	0	0	1	0	0	2	0.7		
24	KEITA, Sedee	7-0	66	9.4	0-5	.000	0-0	.000	1-6	.167	3	11	14	2.0	14	1	1	5	4	3	1	0.1		
23	HINSON, Evan	3-0	9	3.0	0-2	.000	0-1	.000	0-0	.000	0	2	2	0.7	3	0	1	0	0	1	0	0.0		
12	GUEYE, Khadim	6-0	30	5.0	0-0	.000	0-0	.000	0-0	.000	0	2	2	0.3	8	0	0	3	1	1	0	0.0		
13	CORCHIANI, Tommy	2-0	6	3.0	0-0	.000	0-0	.000	0-0	.000	0	0	0	0.0	1	0	0	0	0	0	0	0.0		
Team											12	16	28											
Total.....		8	1600		185-467	.396	59-159	.371	141-197	.716	103	190	293	36.6	180	3	100	113	34	67	570	71.2		
Opponents.....		8	1600		166-422	.393	33-135	.244	140-203	.690	97	193	290	36.2	165	2	85	151	33	44	505	63.1		

TEAM STATISTICS	SC	OPP	Date	Opponent	Score	Att.
SCORING	570	505	* 01/04/17	at Georgia	w 67-61	8856
Points per game	71.2	63.1	* 1/7/17	TEXAS A&M	w 79-68	14249
Scoring margin	+8.1	-	* 01/11/17	at Tennessee	w 70-60	13794
FIELD GOALS-ATT	185-467	166-422	* 1/14/17	OLE MISS	w 67-56	15202
Field goal pct	.396	.393	* 1/18/17	FLORIDA	w 57-53	15638
3 POINT FG-ATT	59-159	33-135	* 01-21-17	at Kentucky	L 69-85	24389
3-point FG pct	.371	.244	* 1/24/17	AUBURN	w 98-69	14356
3-pt FG made per game	7.4	4.1	* 1-28-17	at Mizzou	w 63-53	10190
FREE THROWS-ATT	141-197	140-203	^ = Brooklyn Hoops Holiday Invitational (Columbia, S.C.)			
Free throw pct	.716	.690	\$ = Brooklyn Hoops Holiday Invitational (Brooklyn, N.Y.)			
F-Throws made per game	17.6	17.5	* = Conference game			
REBOUNDS	293	290				
Rebounds per game	36.6	36.2				
Rebounding margin	+0.4	-				
ASSISTS	100	85				
Assists per game	12.5	10.6				
TURNOVERS	113	151				
Turnovers per game	14.1	18.9				
Turnover margin	+4.8	-				
Assist/turnover ratio	0.9	0.6				
STEALS	67	44				
Steals per game	8.4	5.5				
BLOCKS	34	33				
Blocks per game	4.3	4.1				
ATTENDANCE	59445	57229				
Home games-Avg/Game	4-14861	4-14307				
Neutral site-Avg/Game	-	0-0				

Score by Periods	1st	2nd	Totals
South Carolina	266	304	570
Opponents	237	268	505



2016-17 South Carolina Basketball
 South Carolina Team Game-by-Game Comparison (as of Jan 31, 2017)
 All games

Opponent	1st	2nd	Score	Mar	Total FG	FG Pct	3-Pointers	3FG Pct	Free Throws	FT Pct	Rebounds	Assist	T/Over	Block	Steal	Fouls
LOUISIANA TECH	42/31	43/45	85-76	+9	30-57/24-55	.526/.436	9-18/7-20	.500/.350	16-26/21-30	.615/.700	35/29 +6	16/8	15/14	4/4	6/11	20/28
HOLY CROSS	44/32	37/17	81-49	+32	27-46/17-45	.587/.378	12-24/5-20	.500/.250	15-16/10-15	.938/.667	32/16 +16	17/12	11/9	6/0	4/3	17/16
MONMOUTH	29/22	31/38	70-69	+1	23-68/20-65	.338/.308	7-23/6-28	.304/.214	17-25/23-27	.680/.852	46/41 +5	15/10	20/18	5/4	7/15	22/24
SC STATE	50/25	42/25	92-50	+42	33-65/16-52	.508/.308	8-24/5-14	.333/.357	18-21/13-21	.857/.619	47/24 +23	17/6	13/14	9/1	6/6	17/19
MICHIGAN	33/27	28/19	61-46	+15	23-53/10-52	.434/.192	4-15/2-26	.267/.077	11-18/24-32	.611/.750	40/36 +4	10/2	13/16	6/0	5/7	24/17
Syracuse	37/26	27/24	64-50	+14	23-51/14-44	.451/.318	4-13/6-15	.308/.400	14-19/16-26	.737/.615	37/30 +7	13/9	15/17	1/2	12/6	21/19
VERMONT	43/32	25/18	68-50	+18	29-62/18-51	.468/.353	4-13/5-20	.308/.250	6-7/9-14	.857/.643	36/31 +5	18/5	13/18	3/2	11/7	15/14
FIU	36/22	34/32	70-54	+16	25-61/19-46	.410/.413	8-21/5-15	.381/.333	12-19/11-16	.632/.688	34/35 (1)	15/5	9/23	6/1	13/7	17/18
SETON HALL	34/27	30/40	64-67	(3)	22-57/19-55	.386/.345	5-16/3-12	.313/.250	15-25/26-36	.600/.722	35/49 (14)	6/6	13/17	4/2	10/6	23/18
USF	31/37	46/29	77-66	+11	27-62/21-50	.435/.420	10-25/6-11	.400/.545	13-20/18-27	.650/.667	34/41 (7)	18/5	7/17	4/2	9/3	21/18
CLEMSON	25/29	35/33	60-62	(2)	22-62/21-51	.355/.412	2-16/3-16	.125/.188	14-20/17-27	.700/.630	35/36 (1)	10/8	14/15	4/5	8/9	22/21
LANDER	53/16	37/46	90-62	+28	35-68/22-62	.515/.355	10-22/5-23	.455/.217	10-16/13-19	.625/.684	45/34 +11	18/12	12/13	10/4	6/7	16/17
Memphis	28/33	26/37	54-70	(16)	18-57/20-43	.316/.465	9-25/1-7	.360/.143	9-15/29-37	.600/.784	35/32 +3	12/14	19/16	2/4	6/4	30/18
Georgia	36/34	31/27	67-61	+6	26-61/17-47	.426/.362	5-17/4-13	.294/.308	10-17/23-30	.588/.767	34/40 (6)	11/10	8/16	8/3	7/2	23/17
TEXAS A&M	36/38	43/30	79-68	+11	28-70/27-51	.400/.529	9-25/11-19	.360/.579	14-17/3-5	.824/.600	30/37 (7)	14/16	6/25	2/4	11/3	10/15
Tennessee	27/21	43/39	70-60	+10	22-54/17-52	.407/.327	7-13/1-11	.538/.091	19-27/25-33	.704/.758	38/37 +1	12/10	22/22	5/5	12/6	26/22
OLE MISS	34/20	33/36	67-56	+11	20-55/17-55	.364/.309	5-20/5-17	.250/.294	22-31/17-23	.710/.739	42/32 +10	12/8	20/21	3/3	10/9	19/23
FLORIDA	21/28	36/25	57-53	+4	15-51/19-54	.294/.352	4-13/0-17	.308/.000	23-34/15-28	.676/.536	41/37 +4	8/8	15/16	6/5	7/9	28/27
Kentucky	38/47	31/38	69-85	(16)	24-58/28-48	.414/.583	5-20/8-20	.250/.400	16-19/21-28	.842/.750	27/32 (5)	11/17	13/17	1/5	7/6	26/16
AUBURN	48/27	50/42	98-69	+29	30-61/21-59	.492/.356	15-26/3-21	.577/.143	23-33/24-39	.697/.615	38/37 +1	23/8	15/19	5/8	7/7	29/24
Mizzou	26/22	37/31	63-53	+10	20-57/20-56	.351/.357	9-25/1-17	.360/.059	14-19/12-17	.737/.706	43/38 +5	9/8	14/15	4/0	6/2	19/21

Note: Game totals are displayed in the format TEAM/OPPONENT for each category



2016-17 South Carolina Basketball
 South Carolina Category Leaders (as of Jan 31, 2017)
 All games

Points	G	Pts	Pts/G
THORNWELL, Sindarius	15	290	19.3
DOZIER, PJ	20	272	13.6
NOTICE, Duane	21	209	10.0
SILVA, Chris	21	202	9.6
KOTSAR, Maik	21	145	6.9
FELDER, Rakym	20	122	6.1
MCKIE, Justin	21	106	5.0
GRAVETT, Hassani	19	86	4.5
BLANTON, TeMarcus	11	24	2.2
KEITA, Sedee	16	23	1.4
GUEYE, Khadim	19	11	0.6
HOLLIMAN, Jarrell	13	8	0.6
TUT, Ran	10	8	0.8

Scoring Average	G	Pts	Avg/G
THORNWELL, Sindarius	15	290	19.3
DOZIER, PJ	20	272	13.6
NOTICE, Duane	21	209	10.0
SILVA, Chris	21	202	9.6
KOTSAR, Maik	21	145	6.9
FELDER, Rakym	20	122	6.1
MCKIE, Justin	21	106	5.0
GRAVETT, Hassani	19	86	4.5
BLANTON, TeMarcus	11	24	2.2
KEITA, Sedee	16	23	1.4
TUT, Ran	10	8	0.8
HOLLIMAN, Jarrell	13	8	0.6

FG Percentage	FG	Att	Pct
SILVA, Chris	69	121	.570
KOTSAR, Maik	65	126	.516
BLANTON, TeMarcus	9	19	.474
THORNWELL, Sindarius	88	202	.436
HOLLIMAN, Jarrell	3	7	.429
DOZIER, PJ	100	241	.415
FELDER, Rakym	38	93	.409
MCKIE, Justin	40	105	.381
NOTICE, Duane	66	178	.371
GRAVETT, Hassani	29	87	.333
TUT, Ran	4	12	.333
GUEYE, Khadim	3	10	.300

Field Goal Attempts	G	Att	Att/G
DOZIER, PJ	20	241	12.1
THORNWELL, Sindarius	15	202	13.5
NOTICE, Duane	21	178	8.5
KOTSAR, Maik	21	126	6.0
SILVA, Chris	21	121	5.8

Field Goals Made	G	Made	Made/G
DOZIER, PJ	20	100	5.0
THORNWELL, Sindarius	15	88	5.9
SILVA, Chris	21	69	3.3
NOTICE, Duane	21	66	3.1
KOTSAR, Maik	21	65	3.1

3-Point Percentage	3FG	Att	Pct
FELDER, Rakym	24	51	.471
BLANTON, TeMarcus	4	9	.444
THORNWELL, Sindarius	26	64	.406
DOZIER, PJ	29	75	.387
NOTICE, Duane	41	122	.336
MCKIE, Justin	15	46	.326
GRAVETT, Hassani	12	44	.273
TUT, Ran	0	1	.000
SCHMITT, Christian	0	1	.000
HINSON, Evan	0	1	.000

3-Point FG Attempts	G	Att	Att/G
NOTICE, Duane	21	122	5.8
DOZIER, PJ	20	75	3.8
THORNWELL, Sindarius	15	64	4.3
FELDER, Rakym	20	51	2.6
MCKIE, Justin	21	46	2.2

3-Point FG Made	G	Made	Made/G
NOTICE, Duane	21	41	2.0
DOZIER, PJ	20	29	1.5
THORNWELL, Sindarius	15	26	1.7
FELDER, Rakym	20	24	1.2
MCKIE, Justin	21	15	0.7

Free Throw Percent	FG	Att	Pct
HOLLIMAN, Jarrell	2	2	1.000
THORNWELL, Sindarius	88	104	.846
SILVA, Chris	64	85	.753
DOZIER, PJ	43	62	.694
GRAVETT, Hassani	16	24	.667
NOTICE, Duane	36	54	.667
FELDER, Rakym	22	34	.647
GUEYE, Khadim	5	8	.625
MCKIE, Justin	11	19	.579
KEITA, Sedee	7	14	.500
KOTSAR, Maik	15	32	.469
BLANTON, TeMarcus	2	6	.333

Free Throw Attempts	G	Att	Att/G
THORNWELL, Sindarius	15	104	6.9
SILVA, Chris	21	85	4.0
DOZIER, PJ	20	62	3.1
NOTICE, Duane	21	54	2.6
FELDER, Rakym	20	34	1.7

Free Throws Made	G	Made	Made/G
THORNWELL, Sindarius	15	88	5.9
SILVA, Chris	21	64	3.0
DOZIER, PJ	20	43	2.2
NOTICE, Duane	21	36	1.7
FELDER, Rakym	20	22	1.1



2016-17 South Carolina Basketball
 South Carolina Category Leaders (as of Jan 31, 2017)
 All games

Rebounds	G	Reb	Reb/G
SILVA, Chris	21	128	6.1
KOTSAR, Maik	21	117	5.6
THORNWELL, Sindarius	15	108	7.2
DOZIER, PJ	20	89	4.5
MCKIE, Justin	21	56	2.7

Rebound Average	G	Reb	Avg/G
THORNWELL, Sindarius	15	108	7.2
SILVA, Chris	21	128	6.1
KOTSAR, Maik	21	117	5.6
DOZIER, PJ	20	89	4.5
MCKIE, Justin	21	56	2.7

Offensive Rebounds	G	No.	Avg/G
KOTSAR, Maik	21	50	2.4
SILVA, Chris	21	47	2.2
THORNWELL, Sindarius	15	36	2.4
DOZIER, PJ	20	18	0.9
MCKIE, Justin	21	17	0.8

Defensive Rebounds	G	No.	Avg/G
SILVA, Chris	21	81	3.9
THORNWELL, Sindarius	15	72	4.8
DOZIER, PJ	20	71	3.6
KOTSAR, Maik	21	67	3.2
MCKIE, Justin	21	39	1.9

Fouls	G	No.	Per/G
SILVA, Chris	21	79	3.8
KOTSAR, Maik	21	63	3.0
DOZIER, PJ	20	57	2.9
GRAVETT, Hassani	19	34	1.8
GUEYE, Khadim	19	33	1.7

Foulsouts	G	No.
SILVA, Chris	21	4
DOZIER, PJ	20	2
GRAVETT, Hassani	19	1
KOTSAR, Maik	21	1
KEITA, Sedee	16	1

Assists	G	No.	Ast/G
DOZIER, PJ	20	56	2.8
THORNWELL, Sindarius	15	48	3.2
NOTICE, Duane	21	48	2.3
MCKIE, Justin	21	36	1.7
FELDER, Rakym	20	33	1.7

Steals	G	No.	Stl/G
DOZIER, PJ	20	35	1.8
THORNWELL, Sindarius	15	35	2.3
NOTICE, Duane	21	18	0.9
KOTSAR, Maik	21	16	0.8
MCKIE, Justin	21	15	0.7

Blocked Shots	G	No.	Blk/G
SILVA, Chris	21	36	1.7
THORNWELL, Sindarius	15	17	1.1
KOTSAR, Maik	21	9	0.4
GUEYE, Khadim	19	7	0.4
KEITA, Sedee	16	7	0.4

Minutes	G	No.	Min/G
NOTICE, Duane	21	657	31.3
DOZIER, PJ	20	523	26.2
KOTSAR, Maik	21	499	23.8
THORNWELL, Sindarius	15	477	31.8
MCKIE, Justin	21	428	20.4

Turnovers	G	No.	TO/G
DOZIER, PJ	20	43	2.2
THORNWELL, Sindarius	15	38	2.5
SILVA, Chris	21	38	1.8
NOTICE, Duane	21	34	1.6
FELDER, Rakym	20	32	1.6



2016-17 South Carolina Basketball
South Carolina Team High/Low Analysis (as of Jan 31, 2017)
All games

South Carolina - TEAM GAME HIGHS

POINTS	98	AUBURN (1/24/17)
	92	SC STATE (11/18/16)
	90	LANDER (12/27/16)
	85	LOUISIANA TECH (11/11/16)
	81	HOLY CROSS (11/13/16)
FIELD GOALS MADE	35	LANDER (12/27/16)
	33	SC STATE (11/18/16)
FIELD GOAL ATTEMPTS	70	TEXAS A&M (1/7/17)
	68	LANDER (12/27/16)
	68	MONMOUTH (11/15/16)
FIELD GOAL PERCENTAGE	.587 (27-46)	HOLY CROSS (11/13/16)
	.526 (30-57)	LOUISIANA TECH (11/11/16)
3 PT FIELD GOALS MADE	15	AUBURN (1/24/17)
	12	HOLY CROSS (11/13/16)
3 PT FG ATTEMPTS	26	AUBURN (1/24/17)
	25	at Mizzou (1-28-17)
	25	TEXAS A&M (1/7/17)
	25	at Memphis (12/30/16)
	25	at USF (12/17/16)
3 PT FG PERCENTAGE	.577 (15-26)	AUBURN (1/24/17)
	.538 (7-13)	at Tennessee (01/11/17)
FREE THROWS MADE	23	AUBURN (1/24/17)
	23	FLORIDA (1/18/17)
FREE THROW ATTEMPTS	34	FLORIDA (1/18/17)
	33	AUBURN (1/24/17)
FREE THROW PERCENTAGE	.938 (15-16)	HOLY CROSS (11/13/16)
	.857 (18-21)	SC STATE (11/18/16)
	.857 (6-7)	VERMONT (12/1/16)
REBOUNDS	47	SC STATE (11/18/16)
	46	MONMOUTH (11/15/16)
ASSISTS	23	AUBURN (1/24/17)
	18	LANDER (12/27/16)
	18	at USF (12/17/16)
	18	VERMONT (12/1/16)
STEALS	13	FIU (12/4/16)
	12	at Tennessee (01/11/17)
	12	vs Syracuse (11/26/16)
BLOCKED SHOTS	10	LANDER (12/27/16)
	9	SC STATE (11/18/16)
TURNOVERS	22	at Tennessee (01/11/17)
	20	OLE MISS (1/14/17)
	20	MONMOUTH (11/15/16)
FOULS	30	at Memphis (12/30/16)
	29	AUBURN (1/24/17)



2016-17 South Carolina Basketball
South Carolina High/Low Analysis (as of Jan 31, 2017)
All games

Opponent - GAME HIGHS

POINTS	85	at Kentucky (01-21-17)
	76	LOUISIANA TECH (11/11/16)
	70	at Memphis (12/30/16)
	69	AUBURN (1/24/17)
	69	MONMOUTH (11/15/16)
FIELD GOALS MADE	28	at Kentucky (01-21-17)
	27	TEXAS A&M (1/7/17)
FIELD GOAL ATTEMPTS	65	MONMOUTH (11/15/16)
	62	LANDER (12/27/16)
FIELD GOAL PERCENTAGE	.583 (28-48)	at Kentucky (01-21-17)
	.529 (27-51)	TEXAS A&M (1/7/17)
3 PT FIELD GOALS MADE	11	TEXAS A&M (1/7/17)
	8	at Kentucky (01-21-17)
3 PT FG ATTEMPTS	28	MONMOUTH (11/15/16)
	26	MICHIGAN (11/23/16)
3 PT FG PERCENTAGE	.579 (11-19)	TEXAS A&M (1/7/17)
	.545 (6-11)	at USF (12/17/16)
FREE THROWS MADE	29	at Memphis (12/30/16)
	26	vs SETON HALL (12/12/16)
FREE THROW ATTEMPTS	39	AUBURN (1/24/17)
	37	at Memphis (12/30/16)
FREE THROW PERCENTAGE	.852 (23-27)	MONMOUTH (11/15/16)
	.784 (29-37)	at Memphis (12/30/16)
REBOUNDS	49	vs SETON HALL (12/12/16)
	41	at USF (12/17/16)
	41	MONMOUTH (11/15/16)
ASSISTS	17	at Kentucky (01-21-17)
	16	TEXAS A&M (1/7/17)
STEALS	15	MONMOUTH (11/15/16)
	11	LOUISIANA TECH (11/11/16)
BLOCKED SHOTS	8	AUBURN (1/24/17)
	5	at Kentucky (01-21-17)
	5	FLORIDA (1/18/17)
	5	at Tennessee (01/11/17)
	5	CLEMSON (12/21/16)
TURNOVERS	25	TEXAS A&M (1/7/17)
	23	FIU (12/4/16)
FOULS	28	LOUISIANA TECH (11/11/16)
	27	FLORIDA (1/18/17)



2016-17 South Carolina Basketball
South Carolina High/Low Analysis (as of Jan 31, 2017)
All games

South Carolina - GAME LOWS

POINTS	54		at Memphis (12/30/16)
	57		FLORIDA (1/18/17)
	60		CLEMSON (12/21/16)
	61		MICHIGAN (11/23/16)
	63		at Mizzou (1-28-17)
FIELD GOALS MADE	15		FLORIDA (1/18/17)
	18		at Memphis (12/30/16)
FIELD GOAL ATTEMPTS	46		HOLY CROSS (11/13/16)
	51		vs Syracuse (11/26/16)
	51		FLORIDA (1/18/17)
FIELD GOAL PERCENTAGE	.294	(15-51)	FLORIDA (1/18/17)
	.316	(18-57)	at Memphis (12/30/16)
3 PT FIELD GOALS MADE	2		CLEMSON (12/21/16)
	4		MICHIGAN (11/23/16)
	4		vs Syracuse (11/26/16)
	4		VERMONT (12/1/16)
	4		FLORIDA (1/18/17)
3 PT FG ATTEMPTS	13		vs Syracuse (11/26/16)
	13		VERMONT (12/1/16)
	13		at Tennessee (01/11/17)
	13		FLORIDA (1/18/17)
3 PT FG PERCENTAGE	.125	(2-16)	CLEMSON (12/21/16)
	.250	(5-20)	OLE MISS (1/14/17)
	.250	(5-20)	at Kentucky (01-21-17)
FREE THROWS MADE	6		VERMONT (12/1/16)
	9		at Memphis (12/30/16)
FREE THROW ATTEMPTS	7		VERMONT (12/1/16)
	15		at Memphis (12/30/16)
FREE THROW PERCENTAGE	.588	(10-17)	at Georgia (01/04/17)
	.600	(9-15)	at Memphis (12/30/16)
	.600	(15-25)	vs SETON HALL (12/12/16)
REBOUNDS	27		at Kentucky (01-21-17)
	30		TEXAS A&M (1/7/17)
ASSISTS	6		vs SETON HALL (12/12/16)
	8		FLORIDA (1/18/17)
STEALS	4		HOLY CROSS (11/13/16)
	5		MICHIGAN (11/23/16)
BLOCKED SHOTS	1		vs Syracuse (11/26/16)
	1		at Kentucky (01-21-17)
TURNOVERS	6		TEXAS A&M (1/7/17)
	7		at USF (12/17/16)
FOULS	10		TEXAS A&M (1/7/17)
	15		VERMONT (12/1/16)



2016-17 South Carolina Basketball
South Carolina High/Low Analysis (as of Jan 31, 2017)
All games

Opponent - GAME LOWS

POINTS	46	MICHIGAN (11/23/16)
	49	HOLY CROSS (11/13/16)
	50	SC STATE (11/18/16)
	50	vs Syracuse (11/26/16)
	50	VERMONT (12/1/16)
FIELD GOALS MADE	10	MICHIGAN (11/23/16)
	14	vs Syracuse (11/26/16)
FIELD GOAL ATTEMPTS	43	at Memphis (12/30/16)
	44	vs Syracuse (11/26/16)
FIELD GOAL PERCENTAGE	.192 (10-52)	MICHIGAN (11/23/16)
	.308 (16-52)	SC STATE (11/18/16)
	.308 (20-65)	MONMOUTH (11/15/16)
3 PT FIELD GOALS MADE	0	FLORIDA (1/18/17)
	1	at Memphis (12/30/16)
	1	at Tennessee (01/11/17)
	1	at Mizzou (1-28-17)
3 PT FG ATTEMPTS	7	at Memphis (12/30/16)
	11	at USF (12/17/16)
	11	at Tennessee (01/11/17)
3 PT FG PERCENTAGE	.000 (0-17)	FLORIDA (1/18/17)
	.059 (1-17)	at Mizzou (1-28-17)
FREE THROWS MADE	3	TEXAS A&M (1/7/17)
	9	VERMONT (12/1/16)
FREE THROW ATTEMPTS	5	TEXAS A&M (1/7/17)
	14	VERMONT (12/1/16)
FREE THROW PERCENTAGE	.536 (15-28)	FLORIDA (1/18/17)
	.600 (3-5)	TEXAS A&M (1/7/17)
REBOUNDS	16	HOLY CROSS (11/13/16)
	24	SC STATE (11/18/16)
ASSISTS	2	MICHIGAN (11/23/16)
	5	VERMONT (12/1/16)
	5	FIU (12/4/16)
	5	at USF (12/17/16)
STEALS	2	at Georgia (01/04/17)
	2	at Mizzou (1-28-17)
BLOCKED SHOTS	0	HOLY CROSS (11/13/16)
	0	MICHIGAN (11/23/16)
	0	at Mizzou (1-28-17)
TURNOVERS	9	HOLY CROSS (11/13/16)
	13	LANDER (12/27/16)
FOULS	14	VERMONT (12/1/16)
	15	TEXAS A&M (1/7/17)



2016-17 South Carolina Basketball
 South Carolina Player High/Low Analysis (as of Jan 31, 2017)
 All games

South Carolina - I N D I V I D U A L G A M E H I G H S

Points	34		THORNWELL, Sindarius at Kentucky (01-21-17)
	27		NOTICE, Duane vs Auburn (1/24/17)
	27		NOTICE, Duane vs FIU (12/4/16)
	26		DOZIER, PJ vs Clemson (12/21/16)
	24		DOZIER, PJ at Georgia (01/04/17)
Field Goals Made	10		DOZIER, PJ vs Clemson (12/21/16)
	9		NOTICE, Duane vs Auburn (1/24/17)
	9		THORNWELL, Sindarius at Kentucky (01-21-17)
	9		DOZIER, PJ at Georgia (01/04/17)
	9		DOZIER, PJ at USF (12/17/16)
	9		DOZIER, PJ vs SETON HALL (12/12/16)
	9		NOTICE, Duane vs FIU (12/4/16)
	9		DOZIER, PJ vs Vermont (12/1/16)
Field Goal Att.	23		THORNWELL, Sindarius at Kentucky (01-21-17)
	22		DOZIER, PJ vs Clemson (12/21/16)
FG Pct (min 5 made)	1.000	(7-7)	KOTSAR, Maik vs SC State (11/18/16)
	.857	(6-7)	SILVA, Chris at Georgia (01/04/17)
3-Point FG Made	6		NOTICE, Duane vs Auburn (1/24/17)
	6		NOTICE, Duane vs FIU (12/4/16)
3-Point FG Att.	10		NOTICE, Duane at USF (12/17/16)
	10		NOTICE, Duane vs FIU (12/4/16)
3-Pt FG Pct (min 2 made)	1.000	(3-3)	FELDER, Rakym vs Texas A&M (1/7/17)
	1.000	(2-2)	BLANTON, TeMarcus at Kentucky (01-21-17)
	1.000	(2-2)	FELDER, Rakym vs Holy Cross (11/13/16)
Free Throws Made	14		THORNWELL, Sindarius at Kentucky (01-21-17)
	9		THORNWELL, Sindarius vs Florida (1/18/17)
	9		Thornwell, Sindarius at Tennessee (01/11/17)
	9		THORNWELL, Sindarius vs Syracuse (11/26/16)
	9		THORNWELL, Sindarius vs Monmouth (11/15/16)
Free Throw Att.	15		THORNWELL, Sindarius at Kentucky (01-21-17)
	13		THORNWELL, Sindarius vs Florida (1/18/17)
FT Pct (min 3 made)	1.000	(8-8)	SILVA, Chris vs Auburn (1/24/17)
	1.000	(7-7)	THORNWELL, Sindarius at Mizzou (1-28-17)
	1.000	(6-6)	THORNWELL, Sindarius vs Holy Cross (11/13/16)
	1.000	(5-5)	THORNWELL, Sindarius vs Auburn (1/24/17)
	1.000	(5-5)	SILVA, Chris vs Florida (1/18/17)
	1.000	(5-5)	SILVA, Chris vs SC State (11/18/16)
	1.000	(4-4)	FELDER, Rakym vs Ole Miss (1/14/17)
	1.000	(4-4)	FELDER, Rakym vs Texas A&M (1/7/17)
	1.000	(4-4)	DOZIER, PJ at Georgia (01/04/17)
	1.000	(4-4)	GUEYE, Khadim vs SC State (11/18/16)
	1.000	(4-4)	THORNWELL, Sindarius vs SC State (11/18/16)
	1.000	(4-4)	DOZIER, PJ vs Holy Cross (11/13/16)
	1.000	(3-3)	NOTICE, Duane vs Texas A&M (1/7/17)
	1.000	(3-3)	FELDER, Rakym vs Lander (12/27/16)
Rebounds	11		THORNWELL, Sindarius at Mizzou (1-28-17)
	11		SILVA, Chris vs Ole Miss (1/14/17)
	11		THORNWELL, Sindarius at Georgia (01/04/17)
	11		SILVA, Chris vs Lander (12/27/16)
	11		KOTSAR, Maik vs Lander (12/27/16)
Assists	9		THORNWELL, Sindarius vs Vermont (12/1/16)
	6		DOZIER, PJ vs SC State (11/18/16)
	6		THORNWELL, Sindarius vs Louisiana Tech (11/11/16)

Steals	6	THORNWELL, Sindarius at Georgia (01/04/17)
	5	THORNWELL, Sindarius vs Texas A&M (1/7/17)
Blocked Shots	5	SILVA, Chris vs FIU (12/4/16)
	4	SILVA, Chris vs SETON HALL (12/12/16)
Turnovers	6	DOZIER, PJ at Tennessee (01/11/17)
	6	THORNWELL, Sindarius vs Louisiana Tech (11/11/16)
Fouls	5	KEITA, Sedee vs Florida (1/18/17)
	5	KOTSAR, Maik vs Ole Miss (1/14/17)
	5	DOZIER, PJ at Tennessee (01/11/17)
	5	SILVA, Chris at Memphis (12/30/16)
	5	DOZIER, PJ at Memphis (12/30/16)
	5	GRAVETT, Hassani at Memphis (12/30/16)
	5	SILVA, Chris vs Clemson (12/21/16)
	5	SILVA, Chris vs SETON HALL (12/12/16)
Minutes	5	SILVA, Chris vs Monmouth (11/15/16)
	41	THORNWELL, Sindarius vs Monmouth (11/15/16)
	41	NOTICE, Duane vs Monmouth (11/15/16)
	37	NOTICE, Duane at Kentucky (01-21-17)
	37	THORNWELL, Sindarius at Kentucky (01-21-17)
	37	NOTICE, Duane at USF (12/17/16)



2016-17 South Carolina Basketball
 South Carolina Opponent High/Low Analysis (as of Jan 31, 2017)
 All games

OPPONENT INDIVIDUAL GAME HIGHS

Points	28		Crawford,Markel at Memphis (12/30/16)
	27		Monk, Malik at Kentucky (01-21-17)
	25		DJ Hogg vs Texas A&M (1/7/17)
	25		MCMURRAY, Jahmal at USF (12/17/16)
	21		CARRINGTON,KHADEEN vs SETON HALL (12/12/16)
Field Goals Made	9		Monk, Malik at Kentucky (01-21-17)
	9		DJ Hogg vs Texas A&M (1/7/17)
	9		Crawford,Markel at Memphis (12/30/16)
Field Goal Att.	18		CARRINGTON,KHADEEN vs SETON HALL (12/12/16)
	17		MCMURRAY, Jahmal at USF (12/17/16)
FG Pct (min 5 made)	.833	(5-6)	Adebayo, Edrice at Kentucky (01-21-17)
	.833	(5-6)	Rahu Purdie vs Lander (12/27/16)
3-Point FG Made	7		DJ Hogg vs Texas A&M (1/7/17)
	5		MCMURRAY, Jahmal at USF (12/17/16)
3-Point FG Att.	9		DJ Hogg vs Texas A&M (1/7/17)
	9		JR Washington vs Lander (12/27/16)
	9		Walton Jr., Derrick vs Michigan (11/23/16)
	9		Robinson, Justin vs Monmouth (11/15/16)
3-Pt FG Pct (min 2 made)	1.000	(3-3)	Neal,Cullen vs Ole Miss (1/14/17)
	1.000	(2-2)	Parker, Juwan at Georgia (01/04/17)
	1.000	(2-2)	BRACEY, DaQuan vs Louisiana Tech (11/11/16)
Free Throws Made	11		Lawson,Dedric at Memphis (12/30/16)
	10		Crawford,Markel at Memphis (12/30/16)
Free Throw Att.	13		Maten, Yante at Georgia (01/04/17)
	13		Lawson,Dedric at Memphis (12/30/16)
FT Pct (min 3 made)	1.000	(7-7)	Hornbeak, Je'lon vs Monmouth (11/15/16)
	1.000	(6-6)	REED, Marcquise vs Clemson (12/21/16)
	1.000	(5-5)	Barry, Canyon vs Florida (1/18/17)
	1.000	(4-4)	Johnson, Ronnie vs Auburn (1/24/17)
	1.000	(4-4)	Hubbs III, Robert at Tennessee (01/11/17)
	1.000	(3-3)	Hawkins, Dominique at Kentucky (01-21-17)
	1.000	(3-3)	Neal,Cullen vs Ole Miss (1/14/17)
	1.000	(3-3)	Martin,Jeremiah at Memphis (12/30/16)
Rebounds	15		Saiz,Sebastian vs Ole Miss (1/14/17)
	15		Lawson,Dedric at Memphis (12/30/16)
Assists	8		Lawson,Dedric at Memphis (12/30/16)
	7		Hawkins, Dominique at Kentucky (01-21-17)
Steals	4		Hill, Kasey vs Florida (1/18/17)
	4		Bell-Haynes, Trae vs Vermont (12/1/16)
	4		Seaborn, Micah vs Monmouth (11/15/16)
Blocked Shots	3		Williams, Grant at Tennessee (01/11/17)
	3		Chris Tate vs Lander (12/27/16)
Turnovers	8		Irvin, Zak vs Michigan (11/23/16)
	7		Briscoe, Isaiah at Kentucky (01-21-17)
	7		MITCHELL, Shelton vs Clemson (12/21/16)
Fouls	5		PHILLIPS at Mizzou (1-28-17)
	5		Hill, Kasey vs Florida (1/18/17)
	5		DJITTE, Sidy vs Clemson (12/21/16)
	5		Lamb, Anthony vs Vermont (12/1/16)
	5		Irvin, Zak vs Michigan (11/23/16)
	5		BRACEY, DaQuan vs Louisiana Tech (11/11/16)
	5		BOYKINS, Jacobi vs Louisiana Tech (11/11/16)