



SOUTH CAROLINA BASKETBALL

@GamecockMBB | #Gamecocks | GamecocksOnline.com | #HereSC

SOUTH CAROLINA (3-3) @ MARSHALL (3-3)

Monday, Dec. 1 • Cam Henderson Center (9,043) • Huntington, W.Va. • 7:30 p.m. ET

2014-15 SCHEDULE

DATE	OPPONENT	TIME/BROADCAST
O. 26	Benedict +	W, 92-47
N. 14	North Florida	W, 81-56
N. 18	Baylor \$	L, 69-65
N. 20	vs. Cornell %	W, 69-45
N. 21	vs. Charlotte %	L, 65-63
N. 23	vs. Akron %	L, 68-63
N. 26	UNC Asheville	W, 89-75

D. 1	at Marshall	7:30 p.m./CBSSN
D. 6	Oklahoma State !	12 p.m./ESPNU
D. 19	Clemson	7 p.m./SECN
D. 21	Coker	3:30 p.m./SECN+
D. 30	North Carolina A&T	7 p.m./SECN+

J. 3	vs. Iowa State &	TBD/TBD
J. 7	Florida*	7 p.m./SECN
J. 10	at Ole Miss*	5 p.m./FSN
J. 13	Alabama*	7 p.m./SECN
J. 17	at Auburn*	8:30 p.m./ SECN
J. 20	Tennessee*	9 p.m./ESPNU
J. 24	Kentucky*	12 p.m./ESPN/2
J. 28	at LSU*	7 p.m./ SECN
J. 31	Georgia*	4 p.m./ESPNU

F. 3	at Arkansas*	9 p.m./ SECN
F. 7	at Vanderbilt*	4 p.m./FSN
F. 10	Missouri*	7 p.m./ SECN
F. 14	at Kentucky*	2 p.m./ESPN/2
F. 17	at Georgia*	7 p.m./ SECN
F. 21	Texas A&M*	12 p.m./ SECN
F. 24	at Alabama*	7 p.m./ SECN
F. 28	Mississippi State*	6 p.m./ SECN

M. 5	Arkansas*	7 p.m./ESPN/2
M. 7	at Tennessee*	4 p.m./FSN
M. 11-15	SEC Tournament (Nashville, Tenn.)	TBD

All home games in **bold** | All times listed Eastern

* indicates SEC contest | + indicates exhibition | FSN - Fox Sports | SECN+ - SEC Network + | SECN - SEC Network | CBSSN - CBS Sports Network | \$ - ESPN College Hoops Marathon (Columbia, S.C.) | % - Charleston Classic (Charleston, S.C.) | ! - SEC/Big 12 Challenge (Columbia, S.C.) | & Brooklyn Hoops Presents (Brooklyn, N.Y.)

GAME INFORMATION

Game Date: Monday, Dec. 1, 2014

Game Time: 7:30 p.m. ET

Arena: Cam Henderson Center (9,043)

Broadcast: CBS Sports Network

Talent: Brent Stover (pxp), Bob Wentzel (analyst)

Radio: Gamecock Radio Network

Talent: Andy Demetra (pxp), Casey Manning (analyst)

Sirius: N/A; **XM:** N/A

Live Stats: GamecocksOnline.com

Tickets: HerdZone.com

Series: South Carolina leads 4-2

Last Meeting: 92-65, Carolina win, on Dec. 30, 2013, in Columbia, S.C.



Head Coach: Frank Martin (FIU, '93)
Record At Carolina: 31-41 (3rd season)
Career Record: 148-95 (8th season)
Record vs. Marshall: 1-0

Top scorer: Thornwell (13.5)
Top rebounder: Chatkevicius (7.0)
Top assist maker: Stroman (4.3)
Media Relations: Emily Feeney
Twitter: @GamecockMBB

GAMECOCKS



Head Coach: Dan D'Antoni (Marshall, '70)
Record At Marshall: 3-3 (1st)
Career Record: Same
Record vs. S. Carolina: 0-0

Top scorer: Taylor (16.8)
Top rebounder: Taylor (10.3)
Top assist maker: Taylor (4.0)
Media Relations: Jason Corriher
Twitter: @HerdMBB

THUNDERING HERD

PROBABLE STARTERS

South Carolina	Ht.	Wt.	Yr.	Hometown	PPG	RPG	MPG
G - #10 Duane Notice	6-2	221	So.	Woodbridge, Ontario	7.8	1.8	25.8
G - #0 Sindarius Thornwell	6-5	206	So.	Lancaster, S.C.	13.5	4.8	29.3
G - #4 Tyrone Johnson	6-3	195	Sr.	Plainfield, N.J.	9.8	2.8	26.7
F - #21 Demetrius Henry	6-9	215	So.	Miami, Fla.	6.7	4.8	21.7
F - #14 Laimonas Chatkevicius	6-11	251	Jr.	Klaipeda, Lithuania	9.2	7.0	19.8

Marshall	Ht.	Wt.	Yr.	Hometown	PPG	RPG	MPG
G - #32 Tamron Manning	6-4	210	Jr.	Georgetown, Ky.	2.8	1.6	15.0
G - #35 Austin Loop	6-4	207	R-So.	South Webster, Ohio	9.0	1.8	27.3
F - #5 Cheikh Sane	6-9	225	Sr.	Dakar, Senegal	9.2	7.3	22.2
F - #25 Ryan Taylor	6-5	225	R-So.	Indianapolis, Ind.	16.8	10.3	31.2
C - #31 JP Kambola	6-9	244	Sr.	Toronto, Ontario	6.2	4.3	13.8

TODAY'S GAME

South Carolina travels to face Marshall for a non-conference matchup on Monday night, marking the first true road contest of the season for the Gamecocks. The meeting between the Gamecocks and Thundering Herd is the seventh all-time, and the first in Huntington since a 116-85 Marshall victory on Dec. 1, 1980. Monday's contest will be broadcast on CBS Sports Network with Brent Stover and Bob Wentzel on the call.


GAME STORYLINES

- South Carolina is in its 107th season of varsity basketball in 2014-15.
- The Gamecocks are led by third-year head coach Frank Martin. His associate head coach is Matt Figger, his assistant coaches are Perry Clark and Lamont Evans, and his director of operations is Andy Assaley.
- South Carolina snapped a two-game losing streak with an 89-75 victory over UNC Asheville on Nov. 26, at Colonial Life Arena. The Gamecocks posted solid offensive numbers in the game, hitting 31-of-60 attempts from the floor for a season high 51.7 percent. Junior forward Laimonas Chatkevicius led five Gamecocks in double-figures with a career high 17 points. Asheville hit just 36.5 percent from the floor, but guard Andrew Rowsey tallied 30 points, hitting 10 attempts, including six 3s.
- Chatkevicius posted his first-career double-double vs. the Bulldogs last Wednesday, leading the Gamecocks in points (17), rebounds (13) and also in blocks (3). Hit point and rebound totals were both career highs, and his blocks matched a career high.
- South Carolina ranks 45th in the nation in free throw percent (74.4%) and 39th in rebound margin (+8.7).
- Carolina's game vs. Asheville marked its fifth game in the previous nine days - Baylor (Nov. 18), Cornell (Nov. 20), Charlotte (Nov. 21), Akron (Nov. 23), Asheville (Nov. 26).
- The Gamecocks battled back from a 10-point first-half deficit to tie the contest vs. Akron late in the second half, but the Zips used solid free throw shooting down the stretch to claim a 68-63 victory for third place at the



SOUTH CAROLINA GAMECOCKS

Overall: 3-3; SEC: 0-0; Home: 2-1; AWAY: 0-0; Neutral: 1-2

0		SINDARIUS THORNWELL - So. - G - 6-5 - 215 - Lancaster, S.C. <table><tr><th>MIN</th><th>PTS</th><th>RBS</th><th>AST</th><th>FG%</th><th>3FG%</th><th>FT%</th></tr><tr><td>29.3</td><td>13.5</td><td>4.8</td><td>2.0</td><td>38.0</td><td>20.6</td><td>73.7</td></tr></table>	MIN	PTS	RBS	AST	FG%	3FG%	FT%	29.3	13.5	4.8	2.0	38.0	20.6	73.7	<ul style="list-style-type: none">Scored 20 points to lead the team vs. Charlotte; however was just 1-of-10 from 3-point rangeAveraged 15.8 points per game at Charleston ClassicPicked a career-high six steals vs. UNC Asheville
MIN	PTS	RBS	AST	FG%	3FG%	FT%											
29.3	13.5	4.8	2.0	38.0	20.6	73.7											
1		MARCUS STROMAN - Fr. - G - 6-2 - 183 - Columbia, S.C. <table><tr><th>MIN</th><th>PTS</th><th>RBS</th><th>AST</th><th>FG%</th><th>3FG%</th><th>FT%</th></tr><tr><td>25.0</td><td>7.0</td><td>3.7</td><td>4.3</td><td>45.2</td><td>20.0</td><td>76.5</td></tr></table>	MIN	PTS	RBS	AST	FG%	3FG%	FT%	25.0	7.0	3.7	4.3	45.2	20.0	76.5	<ul style="list-style-type: none">Scored 7.3 points, 3.8 rebounds and dished 3.5 assists per game at Charleston ClassicLeads team with 4.3 assists per game this seasonMatched season high with six assists vs. UNC Asheville
MIN	PTS	RBS	AST	FG%	3FG%	FT%											
25.0	7.0	3.7	4.3	45.2	20.0	76.5											
4		TYRONE JOHNSON - Sr. - G - 6-3 - 195 - Plainfield, N.J. <table><tr><th>MIN</th><th>PTS</th><th>RBS</th><th>AST</th><th>FG%</th><th>3FG%</th><th>FT%</th></tr><tr><td>26.7</td><td>9.8</td><td>2.8</td><td>3.3</td><td>42.9</td><td>31.3</td><td>70.6</td></tr></table>	MIN	PTS	RBS	AST	FG%	3FG%	FT%	26.7	9.8	2.8	3.3	42.9	31.3	70.6	<ul style="list-style-type: none">Set career high with 21 points vs. Baylor, hitting 9-of-16 attempts from the field in 37 minutes playedSeven points, with a team high five assists and two steals vs. CornellDished a season high six assists, with 12 pts., 4 rbs., vs. UNC Asheville
MIN	PTS	RBS	AST	FG%	3FG%	FT%											
26.7	9.8	2.8	3.3	42.9	31.3	70.6											
5		TEMARCUS BLANTON - Fr. - G - 6-5 - 209 - Locust Grove, Ga. <table><tr><th>MIN</th><th>PTS</th><th>RBS</th><th>AST</th><th>FG%</th><th>3FG%</th><th>FT%</th></tr><tr><td>-</td><td>-</td><td>-</td><td>-</td><td>-</td><td>-</td><td>-</td></tr></table>	MIN	PTS	RBS	AST	FG%	3FG%	FT%	-	-	-	-	-	-	-	<ul style="list-style-type: none">Out for the season after suffering a hip injury which required surgeryAveraged 20.2 points and 8.0 rebounds per game as a senior when he helped lead his team to its first region tournament championship victory and state tournament victory
MIN	PTS	RBS	AST	FG%	3FG%	FT%											
-	-	-	-	-	-	-											
10		DUANE NOTICE - So. - G - 6-2 - 212 - Woodbridge, Ontario <table><tr><th>MIN</th><th>PTS</th><th>RBS</th><th>AST</th><th>FG%</th><th>3FG%</th><th>FT%</th></tr><tr><td>25.8</td><td>7.8</td><td>1.8</td><td>3.2</td><td>41.7</td><td>38.5</td><td>75.0</td></tr></table>	MIN	PTS	RBS	AST	FG%	3FG%	FT%	25.8	7.8	1.8	3.2	41.7	38.5	75.0	<ul style="list-style-type: none">Lost 20 pounds this summer to help with his speed and agilityFive assists and eight points in season opener vs. North FloridaScored nine points and dished a team high five assists vs. Charlotte12 points and two steals in win vs. UNC Asheville
MIN	PTS	RBS	AST	FG%	3FG%	FT%											
25.8	7.8	1.8	3.2	41.7	38.5	75.0											
12		AUSTIN CONSTABLE - Jr. - G - 5-11 - 178 - West Chester, Pa. <table><tr><th>MIN</th><th>PTS</th><th>RBS</th><th>AST</th><th>FG%</th><th>3FG%</th><th>FT%</th></tr><tr><td>-</td><td>-</td><td>-</td><td>-</td><td>-</td><td>-</td><td>-</td></tr></table>	MIN	PTS	RBS	AST	FG%	3FG%	FT%	-	-	-	-	-	-	-	<ul style="list-style-type: none">Out for the season after suffering a knee injury.Saw action in three games last season, attempting one shot.
MIN	PTS	RBS	AST	FG%	3FG%	FT%											
-	-	-	-	-	-	-											
14		LAIMONAS CHATKEVICIUS * Jr. - F - 6-11 - 251 - Klaipeda, Lithuania <table><tr><th>MIN</th><th>PTS</th><th>RBS</th><th>AST</th><th>FG%</th><th>3FG%</th><th>FT%</th></tr><tr><td>19.8</td><td>9.2</td><td>7.0</td><td>1.3</td><td>50.0</td><td>66.7</td><td>84.6</td></tr></table>	MIN	PTS	RBS	AST	FG%	3FG%	FT%	19.8	9.2	7.0	1.3	50.0	66.7	84.6	<ul style="list-style-type: none">Four points and seven rebounds, with a season high 3 blocks vs. CharlotteAveraged 6.8 points and 6.3 rebounds per game at Charleston ClassicEarned second-career start vs. Asheville, posting first-career double-double, with career high 17 points and career high 13 rebounds
MIN	PTS	RBS	AST	FG%	3FG%	FT%											
19.8	9.2	7.0	1.3	50.0	66.7	84.6											
15		REGGIE THEUS JR. - So. - F - 6-6 - 221 - Los Angeles, Calif. <table><tr><th>MIN</th><th>PTS</th><th>RBS</th><th>AST</th><th>FG%</th><th>3FG%</th><th>FT%</th></tr><tr><td>2.3</td><td>0.5</td><td>0.0</td><td>0.0</td><td>1.000</td><td>0.0</td><td>0.0</td></tr></table>	MIN	PTS	RBS	AST	FG%	3FG%	FT%	2.3	0.5	0.0	0.0	1.000	0.0	0.0	<ul style="list-style-type: none">Saw action in 11 games last season.Saw action vs. North Florida in 2014-15 season openerSaw action vs. Cornell, collecting one stealScored first basket of the season vs. UNC Asheville
MIN	PTS	RBS	AST	FG%	3FG%	FT%											
2.3	0.5	0.0	0.0	1.000	0.0	0.0											
20		JUSTIN MCKIE - So. - G - 6-4 - 195 - Columbia, S.C. <table><tr><th>MIN</th><th>PTS</th><th>RBS</th><th>AST</th><th>FG%</th><th>3FG%</th><th>FT%</th></tr><tr><td>8.0</td><td>4.8</td><td>1.3</td><td>0.3</td><td>45.5</td><td>50.0</td><td>83.3</td></tr></table>	MIN	PTS	RBS	AST	FG%	3FG%	FT%	8.0	4.8	1.3	0.3	45.5	50.0	83.3	<ul style="list-style-type: none">Son of Gamecock great BJ McKie.A perfect 2-of-2 from 3-point range, eight points vs. CornellHit 3-of-5 attempts, including 2-of-3 from 3-point range vs. Asheville, to match career high with 8 points
MIN	PTS	RBS	AST	FG%	3FG%	FT%											
8.0	4.8	1.3	0.3	45.5	50.0	83.3											
21		DEMETRIUS HENRY - So. - F - 6-9 - 226 - Miami, Fla. <table><tr><th>MIN</th><th>PTS</th><th>RBS</th><th>BLK</th><th>FG%</th><th>3FG%</th><th>FT%</th></tr><tr><td>21.7</td><td>6.7</td><td>4.8</td><td>1.0</td><td>47.2</td><td>0.0</td><td>66.7</td></tr></table>	MIN	PTS	RBS	BLK	FG%	3FG%	FT%	21.7	6.7	4.8	1.0	47.2	0.0	66.7	<ul style="list-style-type: none">Matched for team high 12 points in win vs. North FloridaPulled down eight rebounds, adding four points vs. BaylorAveraged 4.8 rebounds per game at Charleston ClassicScored career high 15 points with eight rebounds vs. Asheville
MIN	PTS	RBS	BLK	FG%	3FG%	FT%											
21.7	6.7	4.8	1.0	47.2	0.0	66.7											
24		MICHAEL CARRERA - Jr. - F - 6-5 - 212 - Anzoátegui, Venezuela <table><tr><th>MIN</th><th>PTS</th><th>RBS</th><th>AST</th><th>FG%</th><th>3FG%</th><th>FT%</th></tr><tr><td>19.4</td><td>7.2</td><td>3.6</td><td>0.6</td><td>46.4</td><td>40.0</td><td>57.1</td></tr></table>	MIN	PTS	RBS	AST	FG%	3FG%	FT%	19.4	7.2	3.6	0.6	46.4	40.0	57.1	<ul style="list-style-type: none">10 points and six rebounds in 27 minutes vs. BaylorFive points and four rebounds, with two blocks vs. CornellAveraged 7.0 points and 3.8 rebounds per gam at the Charleston ClassicDid not play vs. UNC Asheville due to a concussion.
MIN	PTS	RBS	AST	FG%	3FG%	FT%											
19.4	7.2	3.6	0.6	46.4	40.0	57.1											
25		MINDAUGAS KACINAS - Jr. - F - 6-7 - 227 - Klaipeda, Lithuania <table><tr><th>MIN</th><th>PTS</th><th>RBS</th><th>BLK</th><th>FG%</th><th>3FG%</th><th>FT%</th></tr><tr><td>20.5</td><td>6.7</td><td>6.5</td><td>0.5</td><td>55.6</td><td>25.0</td><td>90.0</td></tr></table>	MIN	PTS	RBS	BLK	FG%	3FG%	FT%	20.5	6.7	6.5	0.5	55.6	25.0	90.0	<ul style="list-style-type: none">Posted third-career double-double with 10 points and a team high 11 rebounds in win vs. CornellLeads the team with 7.0 rebounds per gameAveraged 6.8 points and 6.0 rebounds per game at Charleston Classic
MIN	PTS	RBS	BLK	FG%	3FG%	FT%											
20.5	6.7	6.5	0.5	55.6	25.0	90.0											
35		BRIAN STEELE - Jr. - F - 6-5 - 194 - Greenville, S.C. <table><tr><th>MIN</th><th>PTS</th><th>RBS</th><th>AST</th><th>FG%</th><th>3FG%</th><th>FT%</th></tr><tr><td>9.8</td><td>1.8</td><td>1.4</td><td>0.6</td><td>21.4</td><td>27.3</td><td>0.0</td></tr></table>	MIN	PTS	RBS	AST	FG%	3FG%	FT%	9.8	1.8	1.4	0.6	21.4	27.3	0.0	<ul style="list-style-type: none">Saw action in 22 games last season.Saw 15 minutes of play vs. North Florida, scoring six points with two made 3s in the gameScored three points with three rebounds and two assists vs. Cornell
MIN	PTS	RBS	AST	FG%	3FG%	FT%											
9.8	1.8	1.4	0.6	21.4	27.3	0.0											
-		SHAMIEK SHEPPARD - Fr. - G - 6-6 - 225 - Brooklyn, N.Y. <table><tr><th>MIN</th><th>PTS</th><th>RBS</th><th>AST</th><th>FG%</th><th>3FG%</th><th>FT%</th></tr><tr><td>-</td><td>-</td><td>-</td><td>-</td><td>-</td><td>-</td><td>-</td></tr></table>	MIN	PTS	RBS	AST	FG%	3FG%	FT%	-	-	-	-	-	-	-	<ul style="list-style-type: none">Sidelined for the 2014-15 campaign after suffering a knee injury during the summer that required surgery.
MIN	PTS	RBS	AST	FG%	3FG%	FT%											
-	-	-	-	-	-	-											

INTERVIEW POLICIES

All interview requests must be made in advance to SID Emily Feeney in the South Carolina Media Relations Office. Beginning with the start of practice in October, Feeney will release a weekly coach and student-athlete availability schedule to media on Mondays.

Post-Game Interview Policy: After each home game, the visiting coach will address the media first, followed by South Carolina student-athletes then South Carolina head coach Frank Martin. (Depending on deadline, this may be altered on a game-by-game basis).

Road Interview Policy: Interviews with Coach Martin while on the road will be scheduled according to the home post-game media procedure. No student-athlete interviews are allowed until after the game once the team leaves Columbia.

All interviews are to be coordinated through the Media Relations Office. This allows the staff to arrange the interview when it best suits the student-athlete's and the reporter's schedules. Please contact the Media Relations Office in advance to make your interview requests. Media are not permitted to contact student-athletes on their own at any time.

All interviews will take place at the designated media interview site for that day as listed in the weekly availability schedule or in the Media Relations Office.

Dormitory, apartment and cell phone numbers for student-athletes will not be provided to the media. Should you need to conduct a telephone interview with a student-athlete, a call will be placed to you from the student-athlete at a mutually agreeable time.

SOUTH CAROLINA MEDIA RELATIONS

Emily Feeney, primary contact

Associate Director

cell: 803-727-3284

e-mail: efeeney@mailbox.sc.edu

Twitter: @EmilyFeeneySID

Website: www.GamecocksOnline.com

Facebook: www.Facebook.com/gamecocksonline

Twitter: @GamecockMBB

STAT COMPARISON

	SC	MAR.	NCAA Rank
Record	3-3	3-3	171/171
Conference Record	-	-	-
Current Streak	W1	L3	-
Scoring Avg.	71.7	70.2	127/152
Opponent Scoring Avg.	63.0	66.2	124/177
Scoring Margin	+8.7	+4.0	105/159
Field Goal %	.438	.420	162/210
Opponent Field Goal %	.377	.395	71/117
3-Point Field Goal %	.303	.326	232/176
Opponent 3-Point Field Goal %	.338	.320	198/152
3-Point Field Goal Made PG	5.0	7.8	269/57
3-Point Field Goal Attempts PG	16.5	24.0	151/111
Free Throw %	.744	.647	45/259
Opponent Free Throw %	.742	.534	-
Rebounding Avg.	40.0	41.7	-
Opponent Rebounding Avg.	31.3	37.7	-
Rebounding Margin	+8.7	+4.0	39/110
Turnovers Avg.	14.0	15.8	91/264+
Opponent Turnover Avg.	16.2	13.3	-
Assists Avg.	15.2	16.5	68/37
Blocks Avg.	5.0	4.0	51/118
Steals Avg.	7.8	5.2	84/276

+ NCAA rank is turnover margin | % indicates total attempts

BY THE NUMBERS

6

Thornwell's career high six steals vs. Asheville marked the most in a contest by a Gamecock since Devan Downey also swiped six vs. Vanderbilt on Jan. 16, 2010.

21

South Carolina dished 21 assists on 31 made baskets vs. Asheville. The Gamecocks currently rank fifth in the SEC with 15.2 assists per outing.

5

All five Gamecock starters recorded double-figures vs. Asheville, led by Chatkevicius' career high 17 points. Henry had a career high 15, and Thornwell, Johnson and Notice all posted 12.

47.1%

After hitting just 26% (13-50) from 3-point range in the three previous games combined, Carolina hit a season-best 47.1% (8-17) from range vs. Asheville.

A SOUTH CAROLINA WIN WOULD ...

- Be the Gamecocks' first-ever win in Huntington
- Improve Carolina's record vs. the Thundering Herd to 5-2 all-time
- Improve Frank Martin's record vs. Conference USA Schools to 7-1
- Be the Gamecocks' first over an opponent from C-USA since last season's victory over Marshall

Charleston Classic on Nov. 23. South Carolina had three in double-figures, Thornwell with 13, Notice with 12 and Chatkevicius the top scorer off the bench with 11, but a poor shooting performance in the early part of the first half - the Gamecocks hit just one of their first 13 attempts from the floor - saw Akron lead for the majority of the contest.

- Despite 20 points from Thornwell, the Gamecocks dropped a 65-63 decision to Charlotte on Nov. 22 in the semifinals at the Charleston Classic. Thornwell had a chance from 3 at the buzzer, but the shot hit the rim and didn't fall. Thornwell also led the Gamecocks with eight rebounds and two steals in 34 minutes played.

- South Carolina easily defeated Cornell on Nov. 20 in the quarterfinal round of the 2014 Charleston Classic at TD Arena on the campus of the College of Charleston. The Gamecocks held the Big Red to just 26.9 percent from the field, which ties for the second-lowest field goal percentage by a Carolina opponent under the direction of head coach Frank Martin. South Carolina also struggled from the floor, hitting just 37.9 percent (22-58).

- Thornwell finished with 14 points to lead Carolina vs. Cornell. He scored 13 of those points in the first half, including 10 of the Gamecocks' first 12 points in the game.

- Despite a career high 21 points from Johnson and four Gamecocks in double figures, Baylor held on to a slight lead at the end of regulation and point guard Kenny Chery hit two free throws with one second remaining to secure a 69-65 victory for the Bears on Nov. 18 at Colonial Life Arena. The game featured six ties and six lead changes, with both teams shooting poor from 3-point range, as Baylor hit just 33.3 percent (6-18) and the Gamecocks 23.8 percent (5-21).

- The Gamecocks tipped off their season with a solid 81-56 victory over North Florida on Nov. 14, led by nine different Gamecocks posting at least six points in the win, led Henry and Johnson with 12 points each. The win pushed head coach Frank Martin's all-time record in season openers to 8-0 for his career.

- After the Nov. 14 win over North Florida in the 2014-15 season opener, Carolina owns a 78-29 (.728) all-time record in season lidlifters, includ-

ing a perfect 10-0 record in the last 10 seasons. The last season-opening loss for the Gamecocks came against the Ohio Valley's Tennessee Tech during the 2000-01 season, as the Golden Eagles edged the Gamecocks, 73-67.

- South Carolina returns 11 letterwinners from last season's 14-20 team, including starters, sophomore guard Sindarius Thornwell, junior forward Michael Carrera, junior forward Mindaguas Kacinas and sophomore forward Demetrius Henry. Senior guard Tyrone Johnson started nine games before being sidelined with an injury as well.

- The Gamecocks return 71.3 percent (1,658/2,323) of their scoring from last season. The biggest void was left by the graduation of senior guard Brenton Williams who tallied 505 points.

- South Carolina posted a 92-47 victory over Benedict in the team's lone exhibition game this season. Johnson led the Gamecocks with 23 points, six rebounds and six assists in the win. Carrera was huge on the boards, collecting 15 rebounds, while junior forward Laimonas Chatkevicius also pulled down double-digit rebounds with 12. Sophomore guard Duane Notice accounted for nine of Carolina's 23 assists (on 32 made baskets) in the game.

SCOUTING MARSHALL

Marshall is led by Dan D'Antoni in his first season in Huntington. D'Antoni is the brother of former LA Lakers head coach Mike D'Antoni. Dan was a point guard for the Thundering Herd from 1966-70. Sophomore forward Ryan Taylor paces Marshall with 16.8 points and 10.3 rebounds per game. Those figures rank fourth and second, respectively, in Conference USA. Taylor's 10.3 rebounds rank 18th in the nation. He also paces the team with 4.0 assists per game. Marshall has played five of six games at home this season, with victories over Jacksonville State, Savannah State, and WVU Tech, and losses at Louisville, and vs. Morehead State and most recently Cleveland State. Senior forward Shawn Smith is the only other Marshall player in double figures with 12.0 points per game, but Smith did not play vs. Cleveland State due to injury.

ASSOCIATED PRESS TOP 25

Nov. 24, 2014

Rk.	Team	Record	Pts.
1	Kentucky (62)	5-0	1,622
2	Wisconsin (3)	4-0	1,494
3	Arizona	3-0	1,491
4	Duke	5-0	1,474
5	North Carolina	3-0	1,314
6	Louisville	3-0	1,219
7	Texas	4-0	1,187
8	Virginia	4-0	1,165
9	Wichita St	3-0	1,120
10	Gonzaga	4-0	1,077
11	Kansas	1-1	981
12	Villanova	3-0	917
13	Iowa State	2-0	828
14	VCU	3-0	760
15	San Diego St	3-0	736
16	Ohio State	3-0	557
17	Miami (FL)	5-0	521
18	Florida	2-1	473
19	Michigan	3-0	401
20	Michigan St	2-1	399
21	West Virginia	5-0	344
22	UCLA	4-0	173
23	Creighton	4-0	148
24	Connecticut	3-1	144
25	Arkansas	3-0	131

Others receiving votes: Oklahoma 108, Stanford 80, Providence 63, Utah 42, Minnesota 21, Northern Iowa 17, Rhode Island 16, Syracuse 15, Oklahoma St 14, Memphis 10, Georgetown 10, Baylor 7, Indiana 6, California 5, Nebraska 5, Illinois 5, Cincinnati 4, NC State 4, Wyoming 4, UTEP 3, Maryland 3, Dayton 3, BYU 2, Northeastern 1, Xavier 1

Dropped from rankings: Oklahoma 18, Nebraska 21, SMU 22, Syracuse 23, Utah 25

USA TODAY COACHES TOP 25

Nov. 24, 2014

Rk.	Team	Record	Pts.
1	Kentucky (29)	5-0	796
2	Duke	5-0	733
3	Wisconsin (2)	4-0	726
4	Arizona (1)	3-0	723
5	Louisville	3-0	622
6	North Carolina	3-0	617
7	Virginia	4-0	585
8	Gonzaga	4-0	558
9	Texas	4-0	541
10	Wichita St	3-0	491
11	Villanova	3-0	469
12	Kansas	1-1	458
13	Iowa State	2-0	378
14	VCU	3-0	369
15	San Diego St	3-0	348
16	Florida	2-1	303
17	Ohio State	3-0	281
18	Michigan	3-0	265
19	Michigan St	2-1	238
20	Miami (FL)	5-0	160
21	Oklahoma	2-1	114
22	Connecticut	3-1	112
23	UCLA	4-0	93
24	West Virginia	5-0	81
25	Providence	5-0	47

Others receiving votes: Stanford 42, Arkansas 35, Utah 27, Syracuse 26, Georgetown 23, Notre Dame 20, Nebraska 17, Oregon 11, Baylor 10, Minnesota 9, Creighton 9, Oklahoma St 8, California 6, Northern Iowa 6, UTEP 5, Indiana 5, Colorado 4, Charlotte 4, Iowa 4, Louisiana Tech 3, Wyoming 3, Saint Mary's 3, George Washington 3, Rhode Island 2, Memphis 2, Kansas St 2, Illinois 1, SMU 1, LSU 1

Dropped from rankings: Nebraska 21, SMU 23, Syracuse 24, Iowa 25



SOUTHEASTERN CONFERENCE STANDINGS

As of Nov. 29

Team	Conference	Overall
Kentucky	0-0	6-0
Arkansas	0-0	5-0
Mississippi State	0-0	5-0
Alabama	0-0	4-1
Ole Miss	0-0	4-1
Texas A&M	0-0	4-1
Vanderbilt	0-0	4-1
Auburn	0-0	3-2
LSU	0-0	3-2
Florida	0-0	3-3
Georgia	0-0	3-3
Missouri	0-0	3-3
South Carolina	0-0	3-3
Tennessee	0-0	2-2

COACHES TELECONFERENCE

The weekly SEC men's basketball coaches teleconference will be held every Monday beginning Monday, Jan. 6 through Monday, March 9. The 14 Southeastern Conference men's head basketball coaches will be featured from 10:00 -11:38 a.m. (CT).

Media representatives wishing to participate in the teleconference should contact the SEC Media Relations Department for further details. Each coach will appear on the teleconference for seven minutes, according to the following schedule:

ORDER OF APPEARANCE

(All Times Eastern)

11:00 a.m.	Kevin Stallings, Vanderbilt
11:07 a.m.	Billy Donovan, Florida
11:14 a.m.	Frank Martin, South Carolina
11:21 a.m.	Mark Fox, Georgia
11:28 a.m.	Johnny Jones, LSU
11:35 a.m.	John Calipari, Kentucky
11:42 a.m.	Donnie Tyndall, Tennessee
11:49 a.m.	Mike Anderson, Arkansas
11:56 a.m.	Anthony Grant, Alabama
12:03 a.m.	Bruce Pearl, Auburn
12:10 a.m.	Andy Kennedy, Ole Miss
12:17 a.m.	Rick Ray, Miss. State
12:24 a.m.	Kim Anderson, Missouri
12:31 a.m.	Billy Kennedy, Texas A&M

In addition, the SEC men's basketball teams who make it to postseason will be on a teleconference on Monday, March 16 beginning at 10:00 a.m. CT.

All SEC basketball teleconferences can be listened to on the internet at www.secsports.com shortly after the conclusion of the teleconference.

CAROLINA BENCH PRODUCTION

GAME	SC-OPP	DIFF.	SC HIGH BENCH SCORER
North Florida	35-8	+27	Chatkevicius, 11
Baylor	14-11	+3	Stroman, 10
vs. Cornell	35-12	+23	Kacinas, 10
vs. Charlotte	19-11	+8	Kacinas, 11
vs. Akron	26-19	+7	Chatkevicius, 11
UNC Asheville	21-16	+5	McKie, 8
@Marshall			
Okla. State			
Clemson			
NC A&T			
vs. Iowa State			
Florida			
@Ole Miss			
Alabama			
@Auburn			
Tennessee			
Kentucky			
@LSU			
Georgia			
@Arkansas			
@Vanderbilt			
Missouri			
@Kentucky			
@Georgia			
Texas A&M			
@Alabama			
Miss. State			
Arkansas			
@Tennessee			
SEC Tourney			
NCAA Tourney			

SPECIALTY STATS

(PP) points in paint; (OT) points off turnovers; (2nd) second chance points; (FB) fast break points

(South Carolina-Opponent)

GAME	PP	OT	2ND	FB
North Florida	42-14	16-10	11-5	11-5
Baylor	30-22	19-15	8-10	10-4
vs. Cornell	18-14	15-14	13-4	4-4
vs. Charlotte	30-24	18-10	6-7	6-0
vs. Akron	38-24	17-19	17-4	8-6
UNC Asheville	38-16	15-20	12-8	14-10
@Marshall				
Okla. State				
Clemson				
NC A&T				
vs. Iowa State				
Florida				
@Ole Miss				
Alabama				
@Auburn				
Tennessee				
Kentucky				
@LSU				
Georgia				
@Arkansas				
@Vanderbilt				
Missouri				
@Kentucky				
@Georgia				
Texas A&M				
@Alabama				
Miss. State				
Arkansas				
@Tennessee				
SEC Tourney				
NCAA Tourney				
SC Total	196	100	67	53
SC Average	32.7	16.7	11.2	8.8
Opp Total	114	88	38	29
Opp Average	19.0	14.7	6.3	4.8

UNIVERSITY INFORMATION

Location.....	Columbia, S.C.
Founded.....	1801
Enrollment.....	31,964
Nickname.....	Gamecocks
Colors	Garnet (PMS 202) and Black
National Affiliation	NCAA Division I
Conference.....	Southeastern (SEC)
Athletics Web Address.....	www.GamecocksOnline.com
University Web Address.....	www.sc.edu
President	Dr. Harris Pastides
NCAA Representative	Dr. Zach Kelehear
Athletics Director	Ray Tanner
Basketball Administrator/Chief Operating Officer.....	Kevin O'Connell

BASKETBALL STAFF/INFORMATION

Head Coach	Frank Martin
Alma Mater	Florida International, '93
Record At South Carolina/Seasons	31-41 (.430), 3rd season
Overall Record/Seasons	148-95 (.609), 8th season
Assistant Coach	Perry Clark (Gettysburg, '74)
Assoc. Head Coach/Recruiting Coord.	Matt Figger (Eastern Kentucky, '95)
Assistant Coach	Lamont Evans (Kansas State, '09)
Director of Basketball Operations	Andy Assaley (Cincinnati, '96)
Strength & Conditioning Coach.....	Scott Greenawalt (Muskingum College, '98)
Athletic Trainer	Mark Rodger (Buffalo, '01)
Video Coordinator	David Kiefer (Kansas State, '07)
Student-Athlete Development	Doug Edwards (Florida State, '07)
Associate Media Relations Director	Emily Feeney (Ball State, '03)
Home Arena.....	Colonial Life Arena
Capacity	18,000
Arena General Manager.....	Lexi Boone
Press Row Phone Number	803-777-6182

BASKETBALL HISTORY

First Year of Basketball.....	1908
All-Time Record.....	1328-1190-1 (.527)
Overall Postseason Record.....	25-18
NCAA Tournament Appearances.....	8 (1971, 1972, 1973, 1974, 1989, 1997, 1998, 2004)
NCAA Tournament Record.....	4-9
Last NCAA Tournament Appearance	2004, L vs. Memphis, 59-43
NIT Appearances	11 (1969, 1975, 1978, 1983, 1991, 1996, 2001, 2002, 2005, 2006, 2009)
NIT Record	21-9
Last NIT Appearance	2009, L vs. Davidson, 70-63
Conference Championships/Titles. SoCon Regular Season (1927, 1933, 1934, 1945); SoCon Tournament Champion (1933); ACC Regular Season (1970); ACC Champion (1971); SEC Regular Season (1997); SEC East Division Co-Champions (2009)	

TEAM INFORMATION

2013-14 Record	14-20
Southeastern Conference Record/Finish	5-13/13th
SEC Tournament Record	2-1
Postseason	None
Letterwinners Returning/Lost.....	11/4
Starters Returning/Lost	4/1
.....	<i>*based on final game starters from 2013-14 season</i>
Newcomers	3
Roster Breakdown	3 freshmen, 5 sophomores, 5 juniors, 1 senior

MARSHALL SERIES

South Carolina's owns a 4-2 advantage in the all-time series vs. Marshall, but the Thundering Herd won the only previous meeting in Huntington, 116-95, on Dec. 1, 1980. Those 116 points are the second-most ever by a Gamecock opponent. The series dates back to a 46-15 Marshall win in Columbia on Feb. 2, 1938. In their four wins in the series, the Gamecocks have won by an average of 25.5 points per game. Below is a series breakdown:

MARSHALL (4-2)

H: 4-1; A: 0-1; N: 0-0

Feb. 2, 1938	H	15-46		L
J. 31, 1973	H	88-71	W	
J. 25, 1975	H	93-75	W	
J. 17, 1980	H	106-66	W	
D. 1, 1980	A	85-116		L
D. 30, 2014	H	92-65	W	

BY THE #'S

4.3 - Rookie point guard Marcus Stroman leads the Gamecocks, averaging 4.3 assists per game this season. He ranks sixth overall in the SEC, and among freshmen in the league, Stroman ranks third.

21 - South Carolina's 21 assists vs. UNC Asheville are the second-most by Carolina under the direction of Frank Martin, and the most in a contest since the Gamecocks posted 20 in last season's win over Akron in Columbia on Dec. 28, 2013.

74.4% - South Carolina's 74.4% from the free throw line ranks third in the SEC.

10 - South Carolina's 10 blocks vs. Asheville - three each from Henry and Chatkevicius - marked an all-time high under the direction of head coach Frank Martin. Carolina's 5.0 blocks per game this season rank fifth in the SEC and 51st nationally.

15 - Sophomore forward Demetrius Henry posted a career high 15 points vs. UNC Asheville. It marked his fifth-career double-figure scoring game and second this season.

7 - Junior forward Laimonas Chatkevicius had a career day vs. UNC Asheville, with career highs of 17 points and 13 rebounds. His seven offensive rebounds were also a career high. Carolina scored seven points off of his offensive rebounds vs. the Bulldogs, including four of those points from Chatkevicius, a tip-in and two makes at the foul line.

27-20 - South Carolina is 27-20 all-time against schools currently in Conference USA. Of those games, Carolina is just 3-13 in road matchups.

UP NEXT

South Carolina returns to Columbia to host Oklahoma State on Dec. 6, in the SEC/Big 12 Challenge. The meeting vs. the Cowboys marks the third all-time and the first in Columbia since the very first meeting in the series on Dec. 23, 1975. South Carolina head coach Frank Martin is 4-4 all-time vs. Oklahoma State. The Cowboys earned a 79-52 home win over the Gamecocks last season in the Challenge.

"QUOTABLE"

"Good win for us. The more I watched UNC Asheville on film, the more concerned I got. They've got a great system there. I told their coach before the game, 'wow you guys are a lot of fun to watch,' not fun when you have to play them. We played with unbelievable aggression on both ends. I'm really proud of our guys. If we had been playing better leading into this game, I think we would have played better offensively in the first half. As crazy as this sounds, I think we played great defensively. We had some breakdowns in situations that we have to get better at. But as far as our understanding of what we're trying to do, I think we played pretty well defensively." - *South Carolina head coach Frank Martin's opening statement following his team's win over UNC Asheville last Wednesday*

UNC ASHEVILLE NOTABLES

- The Carolina defense limited UNC Asheville to just 8-of-34 on two-point field goals (23.5 percent).
- South Carolina dished 13 assists on 15 made baskets in the first half, including four helpers from senior guard Tyrone Johnson and three from both rookie guard Marcus Stroman and sophomore guard Sindarius Thornwell.
- Junior forward Laimonas Chatkevicius matched a career high with three blocks in the first half alone. Chatkevicius, making his first start of the season, set new career highs with 17 points and 13 rebounds as well.
- Sophomore Demetrius Henry set a new career high with 15 points, adding eight rebounds.
- Justin McKie matched a career high in points with eight, hitting a 3-of-5 shots.
- Tyrone Johnson and Marcus Stroman both set new season-highs in assists, with six apiece.
- Junior forward Michael Carrera did not play due to a concussion

AKRON NOTABLES

- The Gamecocks owned the boards with a 45-32 advantage for the game and have out-rebounded the opposition in each game this season.
- The Gamecocks entered Sunday averaging 12 offensive rebounds per game. They would have 15 by halftime and 21 for the game. Demetrius Henry led the team with seven offensive boards.
- After leading the team again with 13 points, Sindarius Thornwell wrapped up the weekend averaging 15.8 points in the tournament.
- The total margin of defeat in three games this season for Carolina has been just 11 points.

CHARLOTTE NOTABLES

- Sophomore Sindarius Thornwell and junior Michael Carrera both went over 500 career points in the game, both coming off 3-pointers. The duo finished with 31 combined points.
- Thornwell attempted a career-high 24 shots and matched a previous career high with 10 3-point attempts. His 20 points in the game is the eighth time in his career that he has reached the mark.
- Charlotte attempted 10 more free throws than the Gamecocks, making 13, while Carolina only attempted nine.

CORNELL NOTABLES

- The last time the Carolina defense held an opponent to under 50 points was Longwood on Nov. 9, 2013. Cornell entered the day averaging 65.7 points per game in three contests.
- Of its 22 total field goals made, the Gamecocks were credited with 16 assists. The Gamecocks committed just 11 turnovers.
- Justin McKie scored a career-high eight points on a perfect day from the field, hitting two 3s and a pair of free throws.

THORNWELL NAMED SECOND TEAM PRESEASON ALL-SEC

Sophomore guard Sindarius Thornwell was honored with selection to the Preseason All-SEC Second Team last Thursday, the first preseason honor of his career. The Lancaster, S.C., native started all 34 games as a freshman, averaging 13.4 points, 4.1 rebounds 3.0 assists and 1.2 steals in 29.6 minutes per game. After leading all SEC freshmen in scoring and assists in conference games, Thornwell was named to the SEC All-Freshman Team last spring.

2015 SEC TOURNAMENT

The 2015 edition of the SEC Tournament will be held in Nashville, Tenn., at Bridgestone Arena. The tournament was last held in the Music City in 2013. South Carolina owns a 4-4 record in Tournament games played in Nashville. The SEC Network will televise the first three days of the SEC Basketball Tournament (March 11-15), while the semifinals and championship game will be broadcast nationally on ESPN.

SEASON TICKETS, MINI-PLANS FOR SALE

Season tickets for Gamecock men's basketball are still on sale via the South Carolina Ticket Office. Fans should call 1-800-4SC-FANS, or visit www.GamecocksOnline.com/Tickets to purchase. Also available are three Mini-Plans, described below.

Football/Basketball Combo Pack (football, men's and women's basketball)

Football/basketball combo ticket package, which includes one ticket to the football game versus South Alabama (Nov. 22), the men's basketball game versus Clemson (Dec. 19) and the women's basketball game versus Southern California (Nov. 15). Cost for the package is just \$39.

Saturday 5-Game Mini-Plan (men's basketball)

The Saturday 5-Game Mini-Plan includes tickets to Oklahoma State, Georgia, Texas A&M, Mississippi State and Kentucky. Package prices start at \$65 for upper level seats and \$85 for lower level seats, which is a savings of 15%.

Flex Plan (men's basketball)

For \$99 fans will receive eight ticket vouchers redeemable for upper deck tickets to any game except Kentucky.

DOZIER, SILVA SIGN WITH GAMECOCKS

University of South Carolina head men's basketball coach Frank Martin announced on Nov. 13 the signing of **P.J. Dozier** (G - 6-6 - 185 - Columbia, S.C. - Spring Valley High School) and **Chris Silva** (F - 6-8 - 205 - Roselle, N.J. - Roselle Catholic High School) to National Letters of Intent. The duo will join the Gamecocks for the 2015-16 campaign and both will have four years of eligibility beginning next fall. Below is a brief capsule and quote from Martin on each signee.

P.J. Dozier - G - 6-7 - 185 - Columbia, S.C. - Spring Valley High School

Noted as one of the top points guard in the nation and a guard that has a great feel for the game ... Rated the No. 21 prospect in the ESPN 100 and the No. 2 point guard ... Rated as the No. 26 prospect overall and the top prospect in the state according to 247sports.com ... Participated in the NBA Top 100 Camp ... Also participated in the 2012 USA Basketball fall minicamp and was invited to the U-18 US National Team training camp ... Father, Perry (1986-88), and uncle, Terry (1986-89), both played basketball at South Carolina ... Sister, Asia, plays for the Gamecock women's basketball team.

Martin on Dozier:

"I couldn't be happier that P.J. Dozier has decided to stay home. Sindarius Thornwell, Marcus Stroman and Justin McKie, those guys have opened the door for local kids to believe in what we do and for P.J. to believe in what those guys did and believe in what we did makes me extremely excited. A 6-7 guard, who is a point guard, who knows how to play off the ball. He has the ability, just like Chris (Silva) to be a tremendous defender. We are super excited for what those two guys will bring to the table. They complement our team in ways that we need and we are lucky to have both of them."

Chris Silva - F - 6-9 - 205 - Roselle, N.J. - Roselle Catholic High School

Noted as an explosive athlete, good shot blocker and rebounder ... A four-star prospect according to ESPN.com ... Rated the No. 5 prospect in the state and the 96th overall prospect in the ESPN 100 ... A four-star prospect according to 247sports.com, and the No. 4 prospect in the state ... Rated as the No. 21 power forward by 247sports.com ... Averaged 8.8 points, 9.8 rebounds and 2.1 blocks per game during junior season in 2013-14 ... Originally from Gabon.

Martin on Silva:

"Chris Silva is a 6-9 forward from New Jersey, who is an unbelievable athlete and fearless in how strong he plays. He can step out and shoot the basketball and block shots with the best of them. Chris is a tremendous young man who is fully committed to the Gamecocks. I couldn't be more excited to add him to our front line, and add his athleticism, toughness and shot-blocking ability."

ROSTER BREAKDOWN

RETURNING STARTERS (4)

Demetrius Henry (forward)
Michael Carrera (forward)
Mindaugas Kacinas (forward)
Sindarius Thornwell (guard)
**based on final game of 2013-14 season*

RETURNING LETTERWINNERS (11)

Michael Carrera
Laimonas Chatkevicius
Austin Constable
Demetrius Henry
Tyrone Johnson
Mindaugas Kacinas
Justin McKie
Duane Notice
Brian Steele
Reggie Theus Jr.
Sindarius Thornwell

GUARDS (8)

TeMarcus Blanton
Austin Constable
Tyrone Johnson
Justin McKie
Duane Notice
Shamiek Sheppard
Marcus Stroman
Sindarius Thornwell

FORWARDS (7)

Michael Carrera
Laimonas Chatkevicius
Demetrius Henry
Mindaugas Kacinas
Shamiek Sheppard
Brian Steele
Reggie Theus Jr.

BY HEIGHT

Austin Constable, 5-11
Duane Notice, 6-2
Marcus Stroman, 6-2
Tyrone Johnson, 6-3
Justin McKie, 6-4
TeMarcus Blanton, 6-5
Michael Carrera, 6-5
Brian Steele, 6-5
Sindarius Thornwell, 6-5
Shamiek Sheppard, 6-6
Reggie Theus Jr., 6-6
Mindaugas Kacinas, 6-7
Demetrius Henry, 6-9
Laimonas Chatkevicius, 6-11

PRONUNCIATION

Lie-MOAN-us Ha-KEVA-chus
Min-DAWG-us Kye-chin-iss
Justin MACK-ee

2014-15 SOUTH CAROLINA ROSTER

ALPHABETICAL

No.	Name	Pos.	Ht.	Wt.	Cl.	Exp.	Hometown/High/Last School
5	TeMarcus Blanton	G	6-5	209	FR	HS	Locust Grove, Ga./Luella
24	Michael Carrera	F	6-5	212	JR	2VL	Anzoátegui, Venezuela/Montrose Christian School
14	Laimonas Chatkevicius	F	6-11	251	JR	2VL	Klaipeda, Lithuania/South Kent School
12	Austin Constable	G	5-11	178	JR	2VL	West Chester, Pa./Henderson
21	Demetrius Henry	F/C	6-9	226	SO	1VL	Miami, Fla./Faith Baptist Christian School
4	Tyrone Johnson	G	6-3	195	SR	2VL	Plainfield, N.J./Montrose Christian School/Villanova
25	Mindaugas Kacinas	F	6-7	227	JR	2VL	Klaipeda, Lithuania/Word of Life Fire Traditional School
20	Justin McKie	G	6-4	195	SO	1VL	Columbia, S.C./Irmo
10	Duane Notice	G	6-2	212	SO	1VL	Woodbridge, Canada/St. Michael's/St. Thomas More (Oakdale, Conn.)
—	Shamiek Sheppard	G/F	6-6	225	FR	HS	Brooklyn, N.Y./South Shore/Fishburne Military School (Waynesboro City, Va.)
35	Brian Steele	F	6-5	194	JR	2VL	Greenville, S.C./Wade Hampton School
1	Marcus Stroman	G	6-2	183	FR	HS	Columbia, S.C./Keenan
15	Reggie Theus Jr.	F	6-6	221	SO	1VL	Los Angeles, Calif./Fairfax
0	Sindarius Thornwell	G	6-5	215	SO	1VL	Lancaster, S.C./Oak Hill Academy

NUMERICAL

No.	Name	Pos.	Ht.	Wt.	Cl.	Exp.	Hometown/High/Last School
0	Sindarius Thornwell	G	6-5	215	SO	1VL	Lancaster, S.C./Oak Hill Academy
1	Marcus Stroman	G	6-2	183	FR	HS	Columbia, S.C./Keenan
4	Tyrone Johnson	G	6-3	195	SR	2VL	Plainfield, N.J./Montrose Christian School/Villanova
5	TeMarcus Blanton	G	6-5	209	FR	HS	Locust Grove, Ga./Luella
10	Duane Notice	G	6-2	212	SO	1VL	Woodbridge, Canada/St. Michael's/St. Thomas More (Oakdale, Conn.)
12	Austin Constable	G	5-11	178	JR	2VL	West Chester, Pa./Henderson
14	Laimonas Chatkevicius	F	6-11	251	JR	2VL	Klaipeda, Lithuania/South Kent School
15	Reggie Theus Jr.	F	6-6	221	SO	1VL	Los Angeles, Calif./Fairfax
20	Justin McKie	G	6-4	195	SO	1VL	Columbia, S.C./Irmo
21	Demetrius Henry	F/C	6-9	226	SO	1VL	Miami, Fla./Faith Baptist Christian School
24	Michael Carrera	F	6-5	212	JR	2VL	Anzoátegui, Venezuela/Montrose Christian School
25	Mindaugas Kacinas	F	6-7	227	JR	2VL	Klaipeda, Lithuania/Word of Life Fire Traditional School
35	Brian Steele	F	6-5	194	JR	2VL	Greenville, S.C./Wade Hampton School
—	Shamiek Sheppard	G/F	6-6	225	FR	HS	Brooklyn, N.Y./South Shore/Fishburne Military School (Waynesboro City, Va.)

Head Coach: Frank Martin (Florida International, '93)

Associate Head Coach/Recruiting Coordinator: Matt Figger (Eastern Kentucky, '95)

Assistant Coach: Perry Clark (Gettysburg, '74)

Assistant Coach: Lamont Evans (Kansas State, '09)

Director of Basketball Operations: Andy Assaley (Cincinnati, '96)

Strength & Conditioning Coach: Scott Greenawalt (Muskingum College, '98)

Athletic Trainer: Mark Rodger (Buffalo, '01)

Video Coordinator: David Kiefer (Kansas State, '07)

Student-Athlete Development: Doug Edwards (Florida State, '07)

TOP RETURNING...

Scorer..... Sindarius Thornwell, 13.4 ppg
Rebounder Michael Carrera, 5.6 rpg
Assist Maker..... Tyrone Johnson, 3.4 apg
FG Shooter * Mindaugas Kacinas, 55.6%
3-Point FG Shooter \$..... Sindarius Thornwell, 37.0%
FT Shooter \$..... Tyrone Johnson, 75.3%
Shot Blocker..... Michael Carrera, 0.9 bpg
Steal Maker Sindarius Thornwell, 1.17 spg

* at least 100 attempts

\$ at least 50 attempts



HEAD COACH FRANK MARTIN

EIGHTH SEASON OVERALL | 148-95 (.609) | THIRD SEASON AT SOUTH CAROLINA | 31-41 (.430)

THE MARTIN FILE

COACHING

EXPERIENCE

30th year

COLLEGE EXPERIENCE

15th season

COLLEGE HEAD COACH EXPERIENCE

8th season

HIRE DATE AT CAROLINA

March 27, 2012

PERSONAL

HOMETOWN

Miami, Fla.

ALMA MATER

Florida International, 1993 (B.A. Physical Ed.)

FAMILY

Wife, Anya

Children, Brandon, Amalia and Christian

COACHING RESUME

HIGH SCHOOL

Miami Senior High, 1985-93

Varsity Boys' Assistant Coach

Junior Varsity Boys' Head Coach

North Miami High, Head Coach, 1993-95

Miami Senior High, Head Coach, 1995-98

B.T. Washington High, Head Coach, 1999-2000

COLLEGE ASSISTANT COACH

Northeastern, 2000-04

Cincinnati, 2004-06

Kansas State, 2006-07

COLLEGE HEAD COACH

Kansas State, 2007-12

South Carolina, 2012-present

Frank Martin was named the head men's basketball coach at the University of South Carolina on March 27, 2012, becoming the 32nd head coach in the history of the South Carolina program, which enters its 107th season as a varsity sport in 2014-15. Martin owns a 145-92 (.611) overall record as a head coach, entering his eighth season overall, and third season at South Carolina.

Since his appointment as head coach in Columbia, Martin, 48, has become a fixture in the community. He has spoken at numerous events, including Gamecock Club Fan Fests, numerous community council and rotary club events, coaching clinics, and the Fathers and Families Decades of Dads event, among others. He was also selected as a Court Coach for USA Basketball in June 2012, assisting Florida head coach Billy Donovan with the Men's U18 National Team training camp in Colorado Springs, Colo., at the U.S. Olympic Training Center. The camp was used to determine the 12-member roster that represented the USA at the 2012 FIBA Americas U18 Championship in late June.

Martin was honored again during the summer of 2013, serving as an assistant coach for the United States on head coach Bob McKillop's staff alongside Michigan head coach John Beilein for the U.S. Men's World University Games team. The squad spent time in Colorado Springs at training camp, before embarking on a two-week journey to Kazan, Russia, in early July, for the event. He furthered his international coaching experience as head coach of USA East Coast during the summer of 2014, which represented the United States at the Tallinn Cup in Estonia.

During his first season (2012-13) in Columbia, Martin led his squad to a 14-18 record, which included a 4-14 mark in SEC contests. The Garnet and Black captured the Hoops For Hope

Classic tournament crown after posting a 4-0 record competing in the event with home victories over Milwaukee and Rider, before defeating Missouri State in overtime, and UALR in Puerto Vallarta, Mexico, over the Thanksgiving holiday. Freshman forward Michael Carrera was honored after the conclusion of the regular season with selection to the 2013 SEC All-Freshman Team, as voted on by the league's head coaches. During the spring of 2013, the Gamecock coaching staff signed seven freshmen, while welcoming Villanova transfer Ty Johnson to the team, a recruiting class which ranked No. 23 in the nation according to ESPN.com.

Martin's second season (2013-14) leading the Gamecocks saw the squad win four of its final six games of the year, including two games in the SEC Tournament, marking the first Tournament wins for the Gamecocks since the 2008 campaign. Martin and his staff put together a non-conference schedule that challenged his team to prepare for the rigors of the SEC campaign. The Gamecocks posted several quality victories, including a win versus Saint Mary's at the Hawaiian Airlines Diamond Head Classic in December, and home victories versus Alabama, Vanderbilt and No. 17 Kentucky to name a few.

Martin tutored his second SEC All-Freshman Team honoree in as many seasons, as rookie guard Sindarius Thornwell led all freshmen in the SEC in league games in points (15.6) and assists (4.0) to earn a spot on the postseason team. Thornwell also garnered three SEC Freshman of the Week awards, and was named the Feb. 18 Wayman Tisdale National Freshman of the Week.

A native of Miami, Fla., Martin earned his bachelor's degree in physical education from Florida International in 1993. He and his wife, Anya, have three children, Brandon, Amalia and Christian.

MARTIN'S CAREER RECORD, YEAR-BY-YEAR

YEAR	RECORD	CONFERENCE (FINISH)	POSTSEASON
2007-08	21-12	10-6 (3rd)	1-1; NCAA 2nd Round
2008-09	22-12	9-7 (t4th)	1-1; NIT
2009-10	29-8	11-5 (t2nd)	3-1; NCAA Elite Eight
2010-11	23-11	10-6 (t3rd)	1-1; NCAA Third Round
2011-12	22-11	10-8 (5th)	1-1; NCAA Third Round
2012-13	14-18	4-14 (t12th)	-
2013-14	14-20	5-13 (13th)	-
2014-15	3-3	-	-
Totals	148-95 (.609)	59-59 (.500)	7-5 (.583)/4 NCAA/1 NIT

2014-15 RADIO/TV SPOT CHART



#0

SINDARIUS THORNWELL

So. - G - 6-5 - 215
Lancaster, S.C.
Oak Hill Academy



#1

MARCUS STROMAN

Fr. - G - 6-2 - 183
Columbia, S.C.
Keenan



#4

TYRONE JOHNSON

Sr. - G - 6-3 - 195
Plainfield, N.J.
Montrose Christian/
Villanova



#5

TEMARCUS BLANTON

Fr. - G - 6-5 - 209
Locust Grove, Ga.
Luella



#10

DUANE NOTICE


So. - G - 6-2 - 212
Woodbridge, Ontario
St. Thomas More
(Oakdale, Conn.)



#12

AUSTIN CONSTABLE

Jr. - G - 5-11 - 178
West Chester, Pa.
Henderson



#14

LAIMONAS CHATKEVICIUS

Jr. - F - 6-11 - 251
Klaipeda, Lithuania
South Kent School
(South Kent, Conn.)



#15

REGGIE THEUS JR.

So. - F - 6-6 - 221
Los Angeles, Calif.
Fairfax



#20

JUSTIN MCKIE

So. - G - 6-4 - 195
Columbia, S.C.
Irmo



#21

DEMETRIUS HENRY

So. - F - 6-9 - 226
Miami, Fla.
Faith Baptist Christian
School



#24

MICHAEL CARRERA


Jr. - F - 6-5 - 212
Anzoátegui, Venezuela
Montrose Christian



#25

MINDAUGAS KACINAS

Jr. - F - 6-7 - 227
Klaipeda, Lithuania
Word of Life Fire



#35

BRIAN STEELE

Jr. - F - 6-5 - 194
Greenville, S.C.
Wade Hampton



SHAMIEK SHEPPARD

Fr. - G/F - 6-6 - 225
Brooklyn, N.Y.
Fishburne Military
School



FRANK MARTIN

Head Coach

GAMECOCKS' RECORD WHEN ...

At home	2-1
On the road	0-0
At neutral sites	1-2
In overtime	0-0
vs. Top 25 team	0-0
vs. Top 10 team	0-0
vs. Top 3 team	0-0
Leading at half	3-1
Trailing at half	0-2
Tied at half	0-0
Shooting 50% or better	2-0
Shooting between 39-49%	0-3
Shooting less than 39%	1-0
Opp. shooting 50% or better	0-0
Opp. shooting between 39-49%	1-3
Opp. shooting less than 39%	2-0
Shooting better than opp.	3-0
Shooting worse then/equal to opp.	0-3
Starters out-score opp. starters	1-0
Opp. starters score/equal more	2-3
Bench out-scores opp. bench	3-3
Opp. bench scores/equals more	0-0
Having more FTs than opp.	3-0
Having equal/less FTs than opp.	0-3
Have more TOs than opp.	0-1
Having equal/less TOs than opp.	3-2
Having more rebounds than opp.	3-3
Having equal/less rebounds than opp.	0-0
Making 6 or more 3FGs	2-0
Having 15 or more assists	3-0
Score more points in paint than opp.	3-3
Scoring equal/less points in paint than opp.	0-0
Scoring more points off TOs than opp.	2-2
Scoring equal/less points off TOs than opp.	1-1
Scoring more 2nd-chance points than opp.	3-1
Scoring equal/less 2nd-chance points than opp.	0-2
Scoring more fast break points than opp.	3-3
Scoring equal/less fast break points than opp.	0-0
Wearing white uniforms	3-3
Wearing Garnet uniforms	0-0
Wearing Black uniforms	0-0
Wearing Gray Uniforms	0-0
Playing on live TV/live broadcast	3-3
Playing in November	3-3
Playing in December	0-0
Playing in January	0-0
Playing in February	0-0
Playing in March	0-0
Playing a day-game	0-1
Playing a night-game	3-2
Playing on Sunday	0-1
Playing on a Monday	0-0
Playing on a Tuesday	0-1
Playing on a Wednesday	1-0
Playing on a Thursday	1-0
Playing on a Friday	1-1
Playing on a Saturday	0-0
Scoring margin is 5 points or less	0-3
Margin is between 6-10	0-0
Margin is between 11-20	1-0
Margin is more than 20	2-0
Scoring 59 points or less	0-0
Scoring 60-69 points	1-3
Scoring 70-79 points	0-0
Scoring 80-89 points	2-0
Scoring 90-99 points	0-0
Scoring 100+ points	0-0

MISCELLANEOUS

Current streak	W1
Home court streak	W1
Away streak	-
Neutral court streak	L2

2014-15 SUPERLATIVES

(tied for team lead also included)

Scoring Leaders	'14-15	Career
Demetrius Henry	1	1
Tyrone Johnson	2	6*
Sindarius Thornwell	3	15
Laimonas Chatkevicius	1	1

Rebounding Leaders	'14-15	Career
Mindaugas Kacinas	2	15
Demetrius Henry	2	4
Sindarius Thornwell	1	5
Laimonas Chatkevicius	1	7

Assists Leaders	'14-15	Career
Marcus Stroman	3	3
Sindarius Thornwell	1	18
Tyrone Johnson	2	12*
Duane Notice	2	17

Blocks Leaders	'14-15	Career
Demetrius Henry	4	15
Michael Carrera	2	22
Sindarius Thornwell	2	11
Tyrone Johnson	1	1*
Marcus Stroman	1	1
Laimonas Chatkevicius	3	19

Steals Leaders	'14-15	Career
Marcus Stroman	2	2
Sindarius Thornwell	3	13
Tyrone Johnson	4	3*

Double-Figure Scoring	'14-15	Career
Tyrone Johnson	3	13*
Demetrius Henry	2	5
Laimonas Chatkevicius	2	9
Michael Carrera	2	19
Sindarius Thornwell	5	26
Marcus Stroman	1	1
Mindaugas Kacinas	2	12
Duane Notice	2	15

20+ points	'14-15	Career
Tyrone Johnson	1	1*
Sindarius Thornwell	1	8

30+ points	'14-15	Career
-		

Double-Figure Rebounding	'14-15	Career
Mindaugas Kacinas	2	9
Laimonas Chatkevicius	1	2

5+ assists	'14-15	Career
Marcus Stroman	2	2
Duane Notice	1	6
Tyrone Johnson	2	5*

3+ steals	'14-15	Career
Marcus Stroman	1	1
Tyrone Johnson	1	1*
Sindarius Thornwell	1	5

2+ blocks	'14-15	Career
Michael Carrera	2	16
Laimonas Chatkevicius	3	12
Demetrius Henry	1	7
Mindaugas Kacinas	1	11

Double-Doubles	'14-15	Career
Mindaugas Kacinas	1	3
Laimonas Chatkevicius	1	1

Clutch Free Throws (under 5 min/OT)

	FT-FTA	FT%
Sindarius Thornwell	1-1	1.000
Mindaugas Kacinas	2-2	1.000
Justin McKie	4-4	1.000
Michael Carrera	3-4	.750
Marcus Stroman	6-8	.750
Laimonas Chatkevicius	2-4	.500
Tyrone Johnson	1-2	.500
Totals	19-25	.760

* indicates at South Carolina

Miscellaneous

Largest Halftime Lead	
SC	8, vs. UNC Asheville (Nov. 26, 2014)
Opp	5, Akron (Nov. 23, 2014)
Smallest Halftime Lead	
SC	7, Charlotte (Nov. 21, 2014)
Opp	3, Baylor (Nov. 18, 2014)
Fewest Points In First Half	
SC	25, vs. Akron (Nov. 23, 2014)
Opp	21, Cornell (Nov. 21, 2014)
Most Points In First Half	
SC	48, vs. North Florida (Nov. 14, 2014)
Opp	30, 2x, last Akron (Nov. 23, 2014)
Most Points In Second Half	
SC	52, vs. UNC Asheville (Nov. 26, 2014)
Opp	46, UNC Asheville (Nov. 26, 2014)
Fewest Points In Second Half	
SC	27, Charlotte (Nov. 21, 2014)
Opp	24, Cornell (Nov. 21, 2014)
Most Points in Overtime	
SC	-
Opp	-
Largest Margin of Victory	
SC	25, vs. North Florida (Nov. 14, 2014)
Opp	5, Akron (Nov. 23, 2014)
Smallest Margin of Victory	
SC	14, vs. UNC Asheville (Nov. 26, 2014)
Opp	2, Charlotte (Nov. 21, 2014)

2014-15 GAME BY GAME COMPARISON

	Date	Result	FG-A	Pct	3FG-A	Pct	FT-A	Pct	O-D-Total	PF	Pts	A	TO	Blk	Stl	Min	Half
North Florida			18-53	.340	10-32	.313	10-16	.625	6-22-28	22	56	9	15	5	2	200	27
South Carolina	Nov. 14, 2014	W, 81-56	29-57	.509	4-11	.364	19-26	.731	10-32-42	15	81	19	9	3	7	200	48
Baylor !			21-47	.447	6-18	.333	21-26	.808	8-21-29	20	69	9	11	1	6	200	30
South Carolina	Nov. 18, 2014	L, 69-65	22-54	.407	5-21	.238	16-19	.842	13-20-33	21	65	11	10	3	4	200	27
Cornell &			14-52	.269	5-20	.250	12-16	.750	10-22-32	19	45	6	17	6	6	200	21
South Carolina	Nov. 20, 2014	W, 69-45	22-58	.379	8-22	.364	17-21	.810	14-30-44	15	69	16	11	5	10	200	35
Charlotte &			23-53	.434	6-17	.353	13-19	.684	8-24-32	13	65	6	17	5	6	200	29
South Carolina	Nov. 21, 2014	L, 65-63	26-61	.426	3-18	.167	8-9	.889	11-26-37	21	63	13	17	7	6	200	36
Akron &			21-50	.420	4-20	.200	22-27	.815	8-24-32	19	68	6	15	6	6	200	30
South Carolina	Nov. 23, 2014	L, 68-63	25-64	.391	2-10	.200	11-20	.550	21-24-45	20	63	11	17	2	8	200	25
UNC Asheville			23-63	.365	15-29	.517	14-20	.700	15-20-35	21	75	12	22	3	11	200	29
South Carolina	Nov. 26, 2014	W, 89-75	31-60	.517	8-17	.471	19-26	.731	12-27-39	15	89	21	20	10	12	200	37

! - ESPN College Hoops Tip-Off Marathon (Columbia, S.C.) | & - Charleston Classic (Charleston, S.C.)

2014-15 RESULTS: OVERALL, 3-3; HOME, 2-1; AWAY, 0-0; NEUTRAL, 1-2; SEC, 0-0

DATE	OPP.	W/L	SCORE	RECORD (SEC)	POINTS	REBOUNDS	ASSISTS	BLOCKS	STEALS	ATTENDANCE
Nov. 14, 2014	N. Florida	W	81-56	1-0	Johnson/Henry (12)	Kacinas (11)	Stroman (6)	3 with 1	Stroman (2)	10,473 (paid)
Nov. 18, 2014	Baylor !	L	69-65	1-1	Johnson (21)	Henry (8)	Thornwell (4)	3 with 1	Thornwell (2)	13,291 (paid)
Nov. 20, 2014	vs. Cornell &	W	69-45	2-1	Thornwell (14)	Kacinas (11)	Johnson (5)	Carrera/Chatkevicius (2)	Stroman (3)	2,517
Nov. 21 2014	vs. Charlotte &	L	65-63	2-2	Thornwell (20)	Thornwell (8)	Notice (5)	Chatkevicius (3)	Thornwell (2)	2,430
Nov. 23, 2014	vs. Akron &	L	68-63	2-3	Thornwell (13)	Henry (9)	Notice/Stroman (4)	Henry/Carrera (1)	Johnson (4)	1,523
Nov. 26, 2014	UNC Asheville	W	89-75	3-3	Chatkevicius (17)	Chatkevicius (13)	Stroman/Johnson (6)	Chatkevicius/Henry (3)	Thornwell (6)	8,330 (paid)

! - ESPN College Hoops Tip-Off Marathon (Columbia, S.C.) | & - Charleston Classic (Charleston, S.C.)

2014-15 GAME-BY-GAME STARTING LINEUPS

OPPONENT, RESULT	GUARD	GUARD	GUARD	FORWARD	FORWARD
N. Florida, W	Notice	Johnson	Thornwell	Henry	Carrera
Baylor, L	Notice	Johnson	Thornwell	Henry	Carrera
Cornell, W	Notice	Johnson	Thornwell	Henry	Carrera
Charlotte, L	Notice	Johnson	Thornwell	Henry	Carrera
Akron, L	Notice	Johnson	Thornwell	Henry	Carrera

LAST TIME VS. MARSHALL

GAME 12 - SOUTH CAROLINA 92, MARSHALL 65
DEC. 30, 2013/COLONIAL LIFE ARENA

COLUMBIA, S.C. - After scoring 78 points two days ago, South Carolina (6-6) followed Saturday's performance with its best offensive showing of the season tonight, defeating Marshall (5-8) 92-65 at Colonial Life Arena.

The Gamecocks were led by Tyrone Johnson and Brenton Williams who each scored 18 points on the night. Along with Duane Notice (13) and Demetrius Henry (12), the four combined for 61 of the team's 92 points. Shawn Smith led the Herd with 19 points, while Ryan Taylor chipped in 18.

Williams continued his hot shooting of late from beyond the arc by hitting his first two to give Carolina an early 6-4 lead. After a pair of free throws from Taylor tied-up the game, the Gamecocks went on a an 8-3 run as Henry scored four points for Carolina in the paint on consecutive possessions.

As the Herd cut the deficit to three, Henry was there again to extend the lead, hitting a pair of jumpers to push the Gamecocks lead 20-13 with eight minutes remaining.

With Carolina holding a 24-18 lead, Marshall went on a 11-4 run over a two-plus minute span to take a 29-28 lead with 3:55 remaining in the half, its first since taking 4-3 lead early in the game. The Herd went 6-6 from the line during the stretch.

The Gamecocks regained the lead though on a jumpers from Michael Carrera and Johnson. After trading field goals, and the lead, Carolina finished the half on 6-0 run to end the half and take a 36-31 lead into the break after holding Marshall without a field goal over the final 2:44.

Despite allowing the Herd to convert on only eight field goals in the opening 20 minutes, the visitors went 14-20 (70 percent) from the free throw line as the Gamecocks were whistled for 16 fouls.

South Carolina opened the second half on a 9-3 run to take a 45-34 advantage. Sindarius Thornwell scored the three of the first five points of the half after sitting much of the first

half with two fouls.

The Herd was able to get the deficit back down to seven with less than 16 minutes to play after a Taylor scored on put back. The Gamecocks quickly countered though as Williams found Notice open in the left corner for a 3. The triple ignited a 14-1 Carolina run over the next three minutes. The freshman ended the night two points off his career-high, but tied his high in assists with six and set a new high in rebounds with six.

With 9:15 remaining, Williams drove to basket and scored a lay-up after being fouled. The senior went to the line and converted on the three-point play and passed John Roche's school record for consecutive free throws made in the process with his 42nd in a row. Williams' streak dates back to Feb. 28, 2013 versus when he hit the second of two free throws versus Missouri.

On Marshall's following possession, Williams turned over Smith and took it the other way to give the Gamecocks a 71-48 lead after a quick 8-2 run with 8:39 remaining.

Holding an 18-point lead with under seven minutes left, Johnson scored six-straight points to extend to the Gamecocks lead to 80-57. The junior finished the night by totaling 18 points for the third time this season.

Carolina closed out the game out-scoring the Herd 12-8, to finished off the 92-65 win.

For only the second time this season, South Carolina hit over 55 percent from the field, going 34-66 (56.8 percent), while the defense held Marshall to 37.8 percent (17-45). The shooting helped Carolina negate a 12-point advantage for the Herd on the free throw line as the visitors hit 30-46 (65.2 percent) from the stripe compared to the Gamecocks who were 18-25 (72 percent). Carolina held a decided advantage on the boards at 45-27.

GAME 12



Official Basketball Box Score - Game Totals - Final Statistics
Marshall vs South Carolina
 12/30/13 7 p.m. ET at Columbia, S.C. (Colonial Life Arena)

Marshall 65 • 5-8

#	Player		Total	3-Ptr	Rebounds										
			FG-FGA	FG-FGA	FT-FTA	Off	Def	TP	PF	TP	A	TO	Bk	Stl	Min
21	GOARD, TyQuane	f	1-3	0-0	2-4	2	1	3	4	4	1	0	0	0	22
25	TAYLOR, Ryan	f	6-11	1-2	5-8	1	4	5	5	18	1	0	3	1	29
01	CANTY, Kareem	g	2-15	0-6	7-8	0	2	2	3	11	3	1	1	1	38
02	THOMAS, Chris	g	3-6	0-3	4-9	0	1	1	5	10	3	0	1	0	17
15	BOYKINS, DeVince	g	0-1	0-0	1-3	0	2	2	2	1	0	0	0	0	26
00	SMITH, Shawn		4-6	0-1	11-15	2	1	3	2	19	1	3	0	0	29
13	SANE, Cheikh		1-1	0-0	0-0	1	2	3	3	2	0	2	1	0	17
32	MANNING, Tamron		0-1	0-1	0-0	0	2	2	0	0	0	0	0	0	15
34	MBAO, Yous		0-0	0-0	0-0	0	0	0	3	0	0	0	0	0	5
35	LOOP, Austin		0-1	0-1	0-0	0	0	0	0	0	0	0	0	0	2
	Team					3	3	6							
Totals			17-45	1-4	30-47	9	18	27	26	65	9	16	6	2	200
FG % 1st Half: 8-22 36.4% 2nd half: 9-23 39.1% Game: 17-45 37.8% Deathball Rebounds 8.1															
3FG % 1st Half: 1-7 14.3% 2nd half: 0-7 0.0% Game: 1-14 7.1%															
FT % 1st Half: 14-21 66.7% 2nd half: 16-26 61.5% Game: 30-47 63.8%															

South Carolina 92 • 6-6

#	Player		FG	FGA	3-Ptr	FG	FGA	FT	FTA	Rebounds	Off	Def	TP	TP	A	TO	Bk	Stl	Min
21	HENRY, Demetrius	f	6-7	0-0	0-0	0-0	2	0	2	5	12	0	0	0	0	1	14		
25	KACINAS, Mindaugas	f	2-5	0-0	0-0	0-0	3	2	5	3	4	2	2	0	1	16			
00	THORNWELL, Sindarius	g	1-3	0-0	1-2	0-0	0	1	1	3	3	1	0	0	0	9			
01	WILLIAMS, Brenton	g	7-11	3-5	1-1	0-0	0	1	1	4	18	3	2	0	1	20			
10	NOTICE, Duane	g	4-8	1-2	4-5	2-4	6	2	13	6	2	0	1	0	31				
04	JOHNSON, Tyrone		6-10	2-2	4-6	0-3	3	1	18	3	1	0	1	0	30				
05	SHAW, Jaylen		0-2	0-0	4-4	0-0	1	1	1	4	1	0	0	0	17				
12	CONSTABLE, Austin		0-2	0-1	0-0	0-0	0	0	1	0	0	0	0	0	1	2			
14	CHATKEVICIUS, L		1-3	0-0	0-0	1-1	2	1	2	0	0	0	0	0	8				
15	THEUS JR., Reggie		1-2	0-0	1-4	3-0	3	0	3	1	0	0	0	0	4				
20	MCKEE, Justin		1-3	0-1	1-2	2-2	4	0	3	0	0	0	0	0	1	4			
4	CARRERA, Michael		3-4	0-0	2-2	2-3	5	3	8	1	3	4	1	3	1	22			
32	RINGER, Desmond		2-4	0-0	0-0	1-6	7	3	4	0	1	0	0	0	9				
35	STEELE, Brian		0-2	0-1	0-0	1-0	1	5	0	1	0	0	0	0	9				
Team						1	2	3											
Totals			34-66	6-12	18-26	18-26	44	32	92	19	11	4	7	200					
FG % 1st Half: 13-29 44.8%		2nd half: 21-37 56.8%		Game: 34-66 51.5%		Deathball		Rebounds		3,2									
3FG % 1st Half: 2-3 66.7%		2nd half: 4-9 44.4%		Game: 6-12 50.0%															
FT % 1st Half: 8-9 88.9%		2nd half: 10-17 58.8%		Game: 18-26 69.2%															

Officials: Mike Nance, Pat Adams, Terry Moore
 Technical fouls: Marshall-None. South Carolina-None.
 Attendance: 7935

Score by periods		1st	2nd	Total
Marshall		31	34	65
South Carolina		36	56	92

Last FG - MAR 2nd-03:09, SC 2nd-00:09.
 Largest lead - MAR by 1 1st-17:48, SC by 27 2nd-00:09.
 Score tied - 2 times.
 Lead changed - 6 times.

EXHIB. - SOUTH CAROLINA 92, BENEDICT 47
OCT. 26, 2014/COLONIAL LIFE ARENA

COLUMBIA, S.C. - In the first-ever meeting between South Carolina and Benedict College, the Gamecocks came away with a decisive 92-47 win in the exhibition contest at Colonial Life Arena. Senior point guard Tyrone Johnson led all scorers with 23 points and added six rebounds and six assists.

Benedict got on the scoreboard first with a jumper from forward Lafonzo Smith, but the Gamecocks stormed out to a 9-0 run ignited by the play of Johnson whose one-handed dunk started it. Three minutes later, a run-out led to Johnson lobbing the ball up to Thornwell for an emphatic alley-oop.

Just before the 13-minute mark, the Tigers closed to within six at 13-7 with a 3-pointer from guard Justin Peebles. The Gamecocks responded with six points from Notice and Johnson's first 3-pointer of the game to start an 18-4 run over the next five-plus minutes to push the lead to 37-14 with 5:17 left on the clock.

Just as Benedict was able to get its deficit down to 17, Carolina ended the half on a 16-2 run with back-to-back 3-pointers coming from Johnson and Thornwell to go with six points from junior forward Laimonas Chatkevicius. The Gamecocks took a 55-25 lead into the break after shooting 19-of-34 (55.9 percent) and holding the Tigers to only eight made field goals in the opening 20 minutes.

Carolina extended its lead to 39 nearly seven minutes into the second half after holding Benedict without a made field goal through the first seven-plus minutes of the set. The Gamecocks continued to build on their lead the rest of the way, ending the game with a 92-47 win.

Junior guard Austin Constable did not play in the exhibition contest due to a left knee injury, and sophomore guard Justin McKie did not play due to a concussion.

EXHIBITION



Official Basketball Box Score - Game Totals - Final Statistics
Benedict College vs South Carolina
10/26/14 4 p.m. ET at Columbia, S.C. (Colonial Life Arena)

Benedict College 47 • 0-0

#	Player	Total		3-Ptr		Rebounds		PF	TP	A	TO	Bk	Stl	Min	
		FG	FGA	FG	FGA	FT	FTA								
32	SMITH, Lafonzo	f	1-6	0-1	1-3	0	1	2	3	0	0	1	0	20	
34	MANTOVANI, Roberto	c	2-3	0-0	0-1	2	3	5	5	0	3	0	1	24	
10	REYNARD, Brennan	g	1-11	0-4	4-4	1	1	2	3	6	3	4	0	31	
3	RANSOM, Kareem	g	3-9	2-5	4-4	2	2	4	3	12	1	0	0	27	
22	CRAWFORD, Andrew	g	3-17	2-11	0-1	0	5	5	0	8	2	0	0	31	
55	PEEPLS, Justin	1	1-5	1-5	2-2	0	2	2	3	5	1	2	0	13	
12	ROBIN, Kel	1	1-5	0-1	0-0	0	0	0	0	2	0	0	0	9	
24	COOKE, Quiron	1	1-3	0-2	0-0	2	1	3	2	2	0	1	0	11	
25	JOHNSON, Deonte	0	0-5	0-0	2-2	1	1	2	3	2	0	0	0	11	
33	HARRIS, Christopher	0	0-1	0-1	0-0	1	0	1	0	0	0	0	0	2	
33	FITZGERALD, Seth	0	0-1	0-0	0-0	0	2	2	0	0	0	0	0	2	
35	JOHNSON, Shomari	0	0-0	0-0	0-0	0	0	0	1	0	0	0	0	4	
50	HOLLOWAY, Auntrice	0	0-2	0-0	0-0	0	0	0	1	0	2	0	0	10	
52	DEJOURDAN, Elan	0	0-1	0-0	2-2	0	0	0	1	2	0	0	0	5	
Team						4	4	4						2	
Totals			13-69	5-30	16-19	13	18	31	22	47	7	13	1	5	200

FG % 1st Half: 8-37 21.6% 2nd half: 5-32 15.6% Game: 13-69 18.8%
3FG % 1st Half: 3-15 20.0% 2nd half: 2-15 13.3% Game: 5-30 16.7%
FT % 1st Half: 5-6 83.3% 2nd half: 11-13 84.6% Game: 16-19 84.2%

South Carolina 92 • 0-0

#	Player	Total		3-Ptr		Rebounds		PF	TP	A	TO	Bk	Stl	Min
		FG	FGA	FG	FGA	FT	FTA							
21	HENRY, Demetrius	6-8	0-0	3-4	0	11	7	0	15	0	1	1	0	21
24	CARRERA, Michael	2-5	0-1	1-2	4	11	7	4	5	2	0	2	0	23
00	THORNWELL, Sindarius	5-10	2-5	2-3	0	3	3	4	14	1	0	3	0	23
04	JOHNSON, Tyrone	6-11	4-6	7-7	4	2	6	0	23	6	1	0	1	30
10	NOTICE, Duane	1-7	0-4	8-10	0	3	3	2	10	9	2	0	1	32
01	STROMAN, Marcus	2-6	0-0	1-2	1	0	1	0	3	5	7	0	0	20
14	CHATKEVICIUS, L.	5-6	0-0	0-0	2	10	12	0	10	1	1	0	1	17
15	THEUS JR., Reggie	1-3	0-1	0-0	0	2	2	1	2	1	3	0	0	16
25	KACINAS, Mindaugas	4-8	0-0	0-0	4	3	7	3	8	0	0	2	0	18
Team														2
Totals		32-64	6-17	22-28	16	45	61	17	92	23	15	9	2	200

FG % 1st Half: 19-34 55.9% 2nd half: 13-30 43.3% Game: 32-64 50.0%
3FG % 1st Half: 3-8 37.5% 2nd half: 3-9 33.3% Game: 6-17 35.3%
FT % 1st Half: 14-17 82.4% 2nd half: 8-11 72.7% Game: 22-28 78.6%

Officials: Bruce Benedict, Brent Hampton, Will Howard
Technical fouls: Benedict College-None. South Carolina-None.
Attendance: 10011
Exhibition game

Score by periods		1st	2nd	Total
Benedict College		24	23	47
South Carolina		55	37	92

Last FG - SC 2nd-03:07, SC 2nd-02:09.
Largest lead - SC by 2 1st-19:38, SC by 47 2nd-01:56.
SC led for 00:16. SC led for 38:17. Game was tied for 01:27.

GAME #1 - SOUTH CAROLINA 81, N. FLORIDA 56
NOV. 14, 2014/COLONIAL LIFE ARENA

COLUMBIA, S.C. - The South Carolina men's basketball team (1-0) opened the 2014-15 season Friday night with a matchup with the North Florida Ospreys (0-1). Of the 11 players who saw time in the game, six would score eight points or more to spark an 81-56 win. Demetrius Henry and Tyrone Johnson led the team with 12 points apiece and Mindaugas Kacinas went for nine points and 11 rebounds.

Henry's second dunk in the opening two minutes of the contest gave the Gamecocks an early 8-6 lead over the Ospreys. That dunk would spark a run that would give the team a lead for good, as the score would balloon to 22-8 over the next six minutes. The team would not trail in the game. Henry scored six of Carolina's first 14 points with his third dunk of the half at the 15-minute mark and the Gamecocks extended their lead to 12 points at the under-12 minute media timeout at 25-13.

The Gamecocks pushed their lead to twenty at 36-16 with just over five minutes remaining in the opening half on a dunk from junior forward Laimonas Chatkevicius. That would be the exclamation point on what would be a 13-0 run that spanned from 9:39 to 4:07 in the half.

Beau Beech would break the Osprey's scoreless stretch, but by then it would be too late. Carolina held a 48-27 upperhand at the half after hitting 53.1 percent (17-32) from the floor in the opening 20 minutes. Balanced scoring in the first half propelled the Gamecocks, as six different Carolina players scored at least six points in the half, led by Henry's eight.

The play down low would be the difference in the first half, setting a tone that would prevail for the entire game. In the first 20 minutes the Gamecocks held a 26-10 advantage in points in the paint with a 21-11 rebounding margin.

Carolina continued its strong offensive performance early in the second half, as both Henry and Johnson reached double-figures before the first media timeout. Battling foul trouble, the Ospreys struggled offensively, hitting just three of their first nine shots of the second half, trailing the Gamecocks 57-34 at the 15-minute mark. The lead would grow as large as 29 points in the convincing win.

As a team, South Carolina made better than half of its shots (29-57) and won the battle of the boards 42-28 with ten offensive rebounds. The bench would be featured often in the game, with the six reserves pitching in a combined 35 points. In his first collegiate game, freshman guard Marcus Stroman played like a veteran with a line of six points, six assists, two steals and no turnovers. As a team, South Carolina committed just nine turnovers (two in the first half) while forcing its opponent into 15.

GAME #1



Official Basketball Box Score - Game Totals - Final Statistics
UNF vs South Carolina
11/14/14 7 p.m. ET at Columbia, S.C. (Colonial Life Arena)

UNF 56 • 0-1

#	Player	Total		3-Ptr		Rebounds		PF	TP	A	TO	Bk	Stl	Min
		FG	FGA	FG	FGA	FT	FTA							
33	BANKS, Romelo	1-6	0-0	4-7	0	0	0	2	4	0	1	2	0	26
35	DAVENPORT, Chris	0-4	0-1	0-0	0	5	5	6	1	1	0	1	0	23
00	NESBITT, Jalen	2-5	2-4	2-3	1	5	6	1	8	2	4	0	0	32
12	BEECH, Beau	3-7	3-7	0-0	2	2	5	9	0	2	0	1	0	23
14	MOORE, Dallas	7-13	3-5	4-4	0	4	4	1	21	1	4	0	0	31
04	WILSON, Devin	0-1	0-0	0-0	0	1	1	0	1	0	0	0	0	5
11	MACKEY, Trent	1-7	1-7	0-0	0	1	1	3	3	0	0	0	1	22
12	BODAGER, Aaron	1-7	1-7	0-0	0	1	1	0	3	1	1	0	0	20
32	DANIELS, Demarcus	1-3	0-1	0-2	1	1	2	5	2	0	2	2	0	18
Team														3
Totals		18-53	10-32	10-16	6	22	28	22	56	9	15	5	2	200

FG % 1st Half: 10-25 40.0% 2nd half: 8-28 28.6% Game: 18-53 34.0%
3FG % 1st Half: 5-14 35.7% 2nd half: 5-18 27.8% Game: 10-32 31.3%
FT % 1st Half: 2-2 100.0 2nd half: 8-14 57.1% Game: 10-16 62.5%

South Carolina 81 • 1-0

#	Player	Total		3-Ptr		Rebounds		PF	TP	A	TO	Bk	Stl	Min
		FG	FGA	FG	FGA	FT	FTA							
21	HENRY, Demetrius	6-9	0-0	0-0	0	2	2	5	12	0	2	1	0	20
24	CARRERA, Michael	2-4	0-0	4-6	2	1	3	1	8	2	1	1	1	17
00	THORNWELL, Sindarius	3-7	0-1	0-0	3	1	4	0	6	2	1	1	1	20
04	JOHNSON, Tyrone	5-7	0-0	2-3	0	5	5	0	12	4	0	0	1	28
10	NOTICE, Duane	2-5	1-1	3-4	0	4	4	1	8	5	1	0	1	21
01	STROMAN, Marcus	3-7	0-1	0-0	0	3	3	1	6	6	0	0	2	25
14	CHATKEVICIUS, L.	4-6	0-0	3-4	1	3	4	1	11	0	2	0	0	17
15	THEUS JR., Reggie	0-0	0-0	0-0	0	0	0	0	0	0	1	0	1	4
20	MCKIE, Justin	0-3	0-2	3-4	0	0	0	2	3	0	0	0	0	8
25	KACINAS, Mindaugas	2-5	1-2	4-5	2	9	11	4	9	0	1	0	0	25
35	STEELE, Brian	2-4	2-4	0-0	0	2	2	0	6	0	0	0	0	15
Team														3
Totals		29-57	4-11	19-26	10	32	42	15	81	19	9	3	7	200

FG % 1st Half: 17-32 53.1% 2nd half: 12-25 48.0% Game: 29-57 50.9%
3FG % 1st Half: 2-3 66.7% 2nd half: 2-8 25.0% Game: 4-11 36.4%
FT % 1st Half: 12-15 80.0% 2nd half: 7-11 63.6% Game: 19-26 73.1%

Officials: James Barker, James Tullitt, Will Howard
Technical fouls: UNF-None. South Carolina-None.
Attendance: 10473
2014-15 Season Opener

Score by periods		1st	2nd	Total
UNF		27	29	56
South Carolina		48	33	81

Last FG - BU 2nd-00:18, SC 2nd-00:42.
Largest lead - UNF, None, SC by 29 2nd-09:24.
UNF led for 00:00. SC led for 38:53. Game was tied for 01:07.

GAME #2 - BAYLOR 69, SOUTH CAROLINA 65
NOV. 18, 2014/COLONIAL LIFE ARENA

COLUMBIA, S.C. - The South Carolina men's basketball team hosted Baylor Tuesday afternoon as part of the ESPN College Hoops Tip-Off Marathon. The noon start wouldn't face either side, as the physical matchup was closely contested throughout. The Bears (2-0) were able to keep Carolina (1-1) at arm's length for much of the game, and were able to seal the game with a pair of free throws late in a 69-65 win.

Senior guard Tyrone Johnson scored a career-high 21 points to lead the Gamecocks in a game that featured six ties and six lead changes.

Both teams were cold in first half, with Carolina shooting 32 percent and Baylor 38. It was even colder from deep, with the two sides combining to hit just three of 20 3-point attempts. The charity stripe would be the most forgiving area, with Baylor hitting 11-of-12 and Carolina making 9-of-10.

Baylor controlled the game early, but a 7-0 run from 9:23 to 7:15 of first half gave the Gamecocks an 18-16 lead. As was the case all day long, when one side seemed to gain momentum it would be quickly snatched away, and the Bears would use a quick 6-0 run in the final two minutes of the half to take a 30-27 lead. A Johnathan Motley jumper that fell just before the buzzer capped the run, the forward would lead all scorers in the half with 13.

The Gamecocks went for much of the opening frame without starters Duane Notice (four minutes) and Demetrius Henry (seven), who were plagued by early foul trouble.

In the final 20 minutes, the Gamecocks were unable to cut deep enough into the Baylor lead, taking a brief 36-35 lead with 16:55 to play before a 12-4 run from the visitors put them ahead for good. With Motley picking up his fourth foul with 13:19 to play, Baylor's senior guard Kenny Chery made up for the scoring slack by scoring 18 of his 20 points in the second half.

The combo of Johnson and Sindarius Thornwell would counter the Baylor duo all game long, though, with Johnson's 21 and Thornwell's 16 leading the offense. After scoring 42 points as a group in the season opener against North Florida, the Carolina bench scored just 14 on Tuesday, with 10 coming from another strong performance by freshman Marcus Stroman. The point guard scored 10 points with five rebounds and three assists in 27 minutes of action.

The Bears converted a turnover into a basket with 4:43 to play in the game that completed a 7-0 run to give them their biggest lead of the game at 64-54. The Gamecocks responded with a 7-0 run of their own over the next two minutes to make it 64-61 thanks to a fast-break layup from Thornwell and three straight points from Stroman to put a bow on the run.

A dunk from Michael Carrera with 32 seconds to go cut it to a one-possession game, 66-63, but after Baylor hit the front end of a pair of free throws the Gamecocks missed a 3 in transition and took up too much time committing a foul. Despite Taurean Prince missing both free throws on the other end, the home side was left with less than three seconds following a layup by Johnson to make it 67-65.

After a Gamecock foul on the inbound pass, Chery hit both attempts at the line to take away the chance at a buzzer-beater.

GAME #2



Official Basketball Box Score - Game Totals - Final Statistics
Baylor vs South Carolina
11/18/14 12 p.m. ET at Columbia, S.C. (Colonial Life Arena)

Baylor 69 • 2-0

#	Player	Total</
---	--------	---------

GAME #3 - SOUTH CAROLINA 69, CORNELL 45 **NOV. 20, 2014/TD ARENA/CHARLESTON CLASSIC**

CHARLESTON, S.C. - An opportunistic defense would drive the South Carolina men's basketball team to a win over Cornell on the opening night of the Charleston Classic, held at TD Arena. The Gamecocks (2-1) forced 17 turnovers en route to a 69-45 win, holding the Big Red (2-2) to 27 percent shooting from the field.

Sindarius Thornwell led the team with 14 points despite playing just six minutes of the second half. Mindaugas Kacinas pulled down 11 rebounds to go with 10 points for the team's first double-double of the season and his partner on the post Laimonas Chatkevicius added eight points and seven boards off the bench. Every player on the active roster saw time on the floor, with ten scoring at least two points.

After an even start to the game, Carolina went on a 13-0 run from the 15:20 mark until just under ten minute remaining to open up a 22-11 lead. Five different players contributed to the game-changing run. Thornwell led the early charge, scoring 10 of the team's first 12 points before ending the half with 13.

Bench play would be the difference maker in the first 20 minutes, as the Gamecock reserves outscored their Cornell counterparts 15-0. Kacinas and Chatkevicius combined for 10 points and 14 rebounds, and Marcus Stroman pitched in five points and three steals.

Though it would shoot just 36 percent as a team, Carolina carried a 35-21 lead into the break after forcing 13 turnovers and limiting the Big Red to a tiny 30 percent on 7-of-23 shooting. The Gamecocks had averaged just 13 turnovers forced per game in its first two contests of the 2014-15 season coming into Thursday night.

The second half would be no different, as the lead would dip to 13 with 18:49 to play, but a 13-1 run from then until the 13:19 mark set the team back on the right path. The lead would grow to as large as 28 points. The key in the final 20 minutes would be rebounding, as the Gamecocks enjoyed a 23-15 advantage over a Cornell side that shot just 24 percent in the period.

GAME #3

Official Basketball Box Score -- Game Totals -- Final Statistics
Cornell vs S. Carolina
11/20/14 8:25 p.m. at Charleston, S.C. (TD Arena)

Cornell 45 • 2-2

#	Player	Total		3-Ptr		Rebounds		PF	TP	A	T	Blk	Stl	Min
		FG	FGA	FG	FGA	FT	FTA							
00	Onuorah, David	1	1-5	0	0-0	0	0	3	1	4	3	2	0	17
32	Miller, Shonn	1	2-6	0	0-0	5	5	0	3	3	5	9	0	1
05	Hatter, Robert	g	2-6	0-3	0-0	0	2	2	1	4	0	2	0	19
13	Cherry, Devin	g	3-7	1-3	1-1	0	5	5	2	8	2	7	0	20
23	Cancer, Galal	g	2-13	1-4	5-6	1	2	3	2	10	1	2	0	1
04	Smith, Darryl	g	0-5	0-3	0-0	0	2	2	0	0	2	0	0	10
04	LaMore, Dave	g	0-0	0-0	0-2	1	1	2	1	0	0	0	0	16
11	Fleming, Desmond	g	0-0	0-0	0-0	0	0	0	0	0	0	0	0	5
12	Adair-Ra'ouf, Jordan	g	0-1	0-0	0-0	0	1	1	1	0	0	0	0	6
15	Bunce, Braxton	g	0-1	0-0	0-0	1	0	1	0	0	0	0	0	6
20	Bathurst, Wil	g	0-3	0-2	1-2	0	1	1	1	1	1	2	1	0
22	Mischler, Robert	g	0-0	0-0	0-0	0	0	0	0	1	0	0	0	3
25	Fallas, Jolo	g	4-4	3-3	0-0	1	1	2	1	11	0	2	0	1
15	Tomic, Ned	g	0-1	0-0	0-0	0	1	1	1	0	0	0	0	5
05	Giddens, Deion	g	0-0	0-0	0-0	1	0	1	0	0	0	0	0	2
Team														
Totals		14	52	5	20	12	16	10	22	32	19	45	6	17

FG 1st Half: 7-23 30.4%	2nd Half: 7-29 24.1%	Game: 14-52 26.9%	Deadball Rebounds 2
3FG 1st Half: 2-9 22.2%	2nd Half: 3-11 27.3%	Game: 5-20 25.0%	
FT 1st Half: 5-7 71.4%	2nd Half: 7-9 77.8%	Game: 12-16 75.0%	

S. Carolina 69 • 2-1

#	Player	Total		3-Ptr		Rebounds		PF	TP	A	T	Blk	Stl	Min
		FG	FGA	FG	FGA	FT	FTA							
24	CARRERA, Michael	f	2-3	1-1	0-0	0	4	4	2	5	0	2	2	0
21	HENRY, Demetrius	c	1-3	0-0	0-0	1	0	1	3	2	0	1	0	13
00	THORNWELL, Sindarius	g	5-11	3-8	1-2	2	2	4	1	14	0	0	0	1
04	JOHNSON, Tyrone	g	2-7	1-3	2-2	0	3	3	2	7	5	2	1	23
10	NOTICE, Duane	g	1-4	0-1	4-5	0	1	1	6	4	1	0	0	23
01	STROMAN, Marcus	g	1-6	0-1	4-6	0	1	3	6	3	2	0	0	25
14	CHATKEVICIUS, L.	g	4-7	0-0	0-0	1	6	7	0	8	1	1	2	20
15	THEUS JR., Reggie	g	0-0	0-0	0-0	0	0	0	0	0	0	0	0	4
20	MCKIE, Justin	g	2-2	2-2	2-2	1	2	3	1	8	0	0	0	8
25	KACINAS, Mindaugas	g	3-8	0-2	4-4	7	4	11	1	10	1	0	2	26
35	STEELE, Brian	g	1-7	1-4	0-0	0	3	3	1	3	2	1	0	1
Team														
Totals		22	58	8	22	17	21	14	30	44	15	69	11	5

FG 1st Half: 12-33 36.4%	2nd Half: 10-25 40.0%	Game: 22-58 37.9%	Deadball Rebounds 4
3FG 1st Half: 3-11 27.3%	2nd Half: 5-11 45.5%	Game: 8-22 36.4%	
FT 1st Half: 8-10 80.0%	2nd Half: 9-11 81.8%	Game: 17-21 81.0%	

Officials: John Higgins, Lamont Simpson, Pat Driscoll
Technical fouls: Cornell-None. S. Carolina-None.
Attendance: 2517

Score by periods	1st	2nd	Total
Cornell	21	24	45
S. Carolina	35	34	69

Last FG - COR 2nd-03:38, SC 2nd-01:36.
Largest lead - COR by 3 1st-19:23, SC by 28 2nd-10:32.
COR led for 03:17, SC led for 35:06. Game was tied for 00:58.

GAME #7 - @ MARSHALL - MONDAY, DEC. 1, 2014 - GAMECOCK BASKETBALL

GAME #4 - CHARLOTTE 65, SOUTH CAROLINA 63 **NOV. 21, 2014/TD ARENA/CHARLESTON CLASSIC**

CHARLESTON, S.C. - A potential game-winning three pointer from Sindarius Thornwell caromed just off as Charlotte (3-0) earned a 65-63 win over South Carolina (2-2) Friday night in the semifinals of the Charleston Classic. Hot shooting from the 49ers early in the second half erased a seven-point Gamecock lead at the half.

With just over a minute to play in a 63-all game, Thornwell blocked a 3 to start a fastbreak with Marcus Stroman. Thornwell would take a contested floater in transition and missed, and the follow from Duane Notice would be slapped off the backboard. Charlotte would make a pair of free throws on the ensuing possession to provide the game's final points, but Carolina still had chances late.

Inbounding from half court with 14 seconds to play and trailing by just two, Carolina was called for a five-second violation. Before Charlotte could inbound a foul put them at the line for a chance to seal it, but both attempts would be missed. On the second miss, a scramble for the ball would be called in favor of the 49ers, but after review the Gamecocks would get one last chance. Thornwell's attempt for a 3 hit the rim, but did not connect.

The first half was dominated by Carolina after it used an 11-2 run from the 16:28 mark to 13:11 going from down 6-4 to up 15-8. The Gamecocks would make six straight field goals early in that stretch and 10-of-15 total in the first 10 minutes of action.

The 49ers returned that favor to start the second half, hitting 7-of-9 shots in the first six minutes to erase Carolina's 36-29 halftime lead while the Gamecocks would shoot just 37 percent in the final 20 minutes. The biggest disparity with the second-half shooting was the 49ers making 4-of-5 3s, while Carolina hit just twice on nine attempts.

A 10-0 run from 12:41 to 9:09 in the second half gave Charlotte its largest lead of the game, a 55-48 advantage. Mindaugas Kacinas made sure the momentum would not swing all the way to the visitors, scoring seven-straight points on his own to put Carolina up 57-55 and force a timeout. The 49ers were able to hold on for the late win despite not making a field goal for the final three minutes of action.

Thornwell would lead all scorers in the game with 20 points, 18 of which came in the first half. Michael Carrera and Kacinas joined him in double figures, with 11 apiece.

GAME #4

Official Basketball Box Score -- Game Totals -- Final Statistics
Charlotte vs S. Carolina
11/21/14 7 p.m. at Charleston, S.C. (TD Arena)

Charlotte 65 • 3-0

#	Player	Total		3-Ptr		Rebounds		PF	TP	A	T	Blk	Stl	Min
		FG	FGA	FG	FGA	FT	FTA							
21	CLAYTON, Willie	f	5-9	0-0	1-1	4	1	5	2	11	0	2	1	0
12	THORNE JR., Mike	c	4-8	0-0	2-5	0	4	4	2	10	0	2	3	0
01	OGBUEZE, Braxton	g	4-9	3-5	3-4	1	1	2	2	14	2	2	0	30
14	WILLIAMS, Terrence	g	3-5	1-2	0-0	0	7	7	3	7	1	1	0	26
15	HENRY, Pierria	g	3-9	0-2	6-7	0	7	7	2	12	2	8	1	36
02	DORN, Torin	g	1-2	0-1	0-1	0	1	1	0	2	1	0	0	18
05	WOODS, Keyshawn	g	2-4	1-1	1-1	1	0	1	0	6	0	0	1	13
11	BENKOVIC, Ivan	g	1-5	1-4	0-0	0	0	0	1	3	0	0	0	12
20	BLAKLEY, Cameron	g	0-2	0-2	0-0	0	1	1	1	0	0	1	0	4
Team														
Totals		23	53	6	17	13	19	8	24	32	13	65	6	17

FG 1st Half: 10-28 35.7%	2nd Half: 13-25 52.0%	Game: 23-53 43.4%	Deadball Rebounds 2
3FG 1st Half: 2-11 18.2%	2nd Half: 4-6 66.7%	Game: 6-17 35.3%	
FT 1st Half: 7-9 77.8%	2nd Half: 6-10 60.0%	Game: 13-19 68.4%	

S. Carolina 63 • 2-2

#	Player	Total		3-Ptr		Rebounds		PF	TP	A	T	Blk	Stl	Min
		FG	FGA	FG	FGA	FT	FTA							
24	CARRERA, Michael	f	5-8	1-2	0-0	0	2	2	2	11	0	1	2	0
21	HENRY, Demetrius	c	2-2	0-0	0-0	0	1	1	4	4	0	1	0	13
00	THORNWELL, Sindarius	g	8-24	1-10	3-4	0	1	8	3	20	1	7	1	24
04	JOHNSON, Tyrone	g	0-4	0-0	0-0	0	0	0	2	0	1	1	0	1
10	NOTICE, Duane	g	1-10	1-4	2-2	1	2	3	1	9	5	1	0	13
01	STROMAN, Marcus	g	1-2	0-0	2-2	0	3	3	4	4	1	0	1	22
14	CHATKEVICIUS, L.	g	2-4	0-0	0	1	6	7	1	4	1	2	3	0
15	THEUS JR., Reggie	g	0-0	0-0	0-0	0	0	0	0	0	0	0	0	0
20	MCKIE, Justin	g	0-1	0-1	0-0	0	1	0	1	0	0	0	0	3
25	KACINAS, Mindaugas	g	5-5	0-0	1-1	5	6	4	11	0	1	1	0	23
35	STEELE, Brian	g	0-1	0-1	0-0	0	2	2	1	0	0	1	0	1
Team														
Totals		26	61	3	18	8	9	11	26	37	21	63	13	7

FG 1st Half: 15-31 48.4%	2nd Half: 11-30 36.7%	Game: 26-61 42.6%	Deadball Rebounds 1
3FG 1st Half: 1-8 12.5%	2nd Half: 2-10 20.0%	Game: 3-18 16.7%	
FT 1st Half: 5-6 83.3%	2nd Half: 3-3 100.0%	Game: 8-9 88.9%	

Officials: Bryan Kersey, Ted Valentine, Kipp Kissinger
Technical fouls: Charlotte-None. S. Carolina-None.
Attendance: 2430

Score by periods	1st	2nd	Total
Charlotte	29	36	65
S. Carolina	36	27	63

Last FG - CHA 2nd-03:04, SC 2nd-01:53.
Largest lead - CHA by 7 2nd-09:47, SC by 14 1st-07:15.
CHA led for 10:25, SC led for 22:08. Game was tied for 07:26.

GAME #5 - AKRON 68, SOUTH CAROLINA 63 **NOV. 23, 2014/TD ARENA/CHARLESTON CLASSIC**

CHARLESTON, S.C. - The Gamecocks (2-3) wrapped up play at the Charleston Classic Sunday evening, dropping a 68-63 contest to Akron (3-1). Shooting slumps bookending the game would be the difference as the Carolina offense lost its third game of the season by five points or less.

The offense struggled to find its rhythm in the first half. After a jumper from Sindarius Thornwell in the team's first possession of the game, the Gamecocks missed their next eight shots and was 1-of-12 while the Zips went ahead 10-4. While the team's shooting luck would improve, it would shoot just 29 percent from the floor in the first half.

Akron was never able to put up a big lead during the Carolina cold streak thanks to solid rebounding and a strong defensive effort. After a layup at the 6:19 mark to put the Zips ahead 21-18, they would hit just 1-of-9 attempts until the halftime horn. Free throws would carry them to the break, as they made seven in the final four minutes.

Coming in averaging 12 offensive rebounds per game, the Gamecocks had 15 in the first half alone to allow them to attempt 11 more shots. Thornwell had four offensive boards on his own, as did Mindaugas Kacinas. Marcus Stroman led the offense with six points in 15 minutes off the bench.

The Zips came out of the locker room on a hot streak offensively, hitting six of their first seven shots to build their biggest lead of the night at the 16-minute mark, 44-32. A quick 7-0 run from the Gamecocks cut into that margin and forced a timeout, with layups from Kacinas and

GAME #6 - SOUTH CAROLINA 89, UNC ASHEVILLE 75
NOV. 26, 2014/COLONIAL LIFE ARENA

COLUMBIA, S.C. - The South Carolina men's basketball team shook off a brief two-game losing streak Wednesday night, winning a shootout with UNC Asheville 89-75. After falling behind early, the Gamecocks (3-3) went on a big run to claim the lead and out-gun the Bulldogs (2-3) behind five different players scoring in double figures. Laimonas Chatkevicius led the way with 17 points and 13 rebounds after being inserted as a starter for the first time this season.

Asheville jumped out to an early 12-6 lead on a 3 from guard Andrew Rowsey, but the Gamecocks answered with a 21-2 run over the next six minutes to hold a 27-14 lead after a lay-up and make at the foul line from rookie guard Marcus Stroman. The Gamecocks would hit 8-of-11 attempts from the floor during the stretch, including a pair of 3s from sophomore guard Justin McKie and Chatkevicius, and two lay-ups from sophomore guard Sindarius Thornwell.

Asheville would battle back, answering the Carolina run with an 8-0 run of its own on a pair of 3s from Rowsey and Kevin Vannata and a make underneath from Sam Hughes. Sophomore guard Duane Notice would hit the third Carolina 3 of the half to halt the Bulldog run and put the score at 30-22 Gamecocks with seven minutes remaining in the opening half.

The Bulldogs continued to chip away at the Carolina lead, pulling within five at 34-29 on Rowsey's 16th point of the half with just under a minute remaining. Senior guard Tyrone Johnson responded after a Gamecock timeout, however, hitting a 3 with 30 seconds remaining to give Carolina a 37-29 advantage at the break.

South Carolina shot well in the opening 20 minutes of play, hitting 48.4 percent (15-31), compared to 28.6 percent (10-35) for the Bulldogs.

Sophomore forward Demetrius Henry gave Carolina a 10-point lead at 46-36 early in the second half with a pair of free throws after a Bulldog foul. Rowsey connected for another 3, but the Gamecocks maintained their lead with a 3 from Notice and a lay-in and make and the foul line from Johnson, putting the score at 53-41 Carolina with 13:06 to play.

Rowsey collected his fourth foul of the game with 12:29 remaining in the game, forcing him to the bench. A dunk from Notice and a tip-in from Henry pushed the Carolina lead to 11, but Asheville closed the gap to within eight on a 3 from David Robertson with just under 10 minutes to play. The Bulldogs called a timeout trailing 57-49.

Chatkevicius collected his first-career double-double moments later, hitting his second 3 of the night following a tip-in, pushing Carolina's lead back to 12 with 7:45 to play.

A coast-to-coast jumper in the lane from Stroman saw the Gamecock lead grow to 18 points at 70-52 with just over six minutes to play. After an Asheville turnover, and one from Carolina on the opposite end, Thornwell gave the Gamecocks a 20-point advantage on a steal and two-handed dunk from the baseline.

The Bulldogs would heat up from deep in the waning minutes to cut the lead as low as 10, 85-75 with 51 seconds to play, but the Gamecocks would not let them get any closer.

Both teams were exceptional from 3-point range as Carolina made 8-of-17 and Asheville lived off the deep ball with a 15-of-29 day. Rowsey would score 30 of the team's 73 points, becoming the first 30-point scorer allowed by the Gamecocks this season. On two-point field goals alone in the game, the visitors made just 8-of-34 attempts and allowed the Gamecocks to own the paint by a 38-16 margin.

GAME 6



Official Basketball Box Score - Game Totals - Final Statistics
UNC Asheville vs South Carolina
11/26/14 8 p.m. ET at Columbia, S.C. (Colonial Life Arena)

UNC Asheville 75 • 2-3

#	Player	Total			3-Ptr			Rebounds			PF	TP	A	TO	Blk	Stl	Min
		FG-FGA	FG-FGA	FT-FTA	Off	Def	Tot	Off	Def	Tot							
04	UBARU, Kem	f	2-11	2-2	3-4	6	4	10	1	9	1	5	0	1	17		
21	ZILLI, Giacomo	f	0-3	0-0	0-0	2	1	3	2	0	1	0	1	0	12		
13	ROBERTSON, David	g	5-10	5-9	0-0	0	1	1	4	15	3	3	0	2	34		
15	ROWSEY, Andrew	g	10-18	6-12	4-5	0	1	1	4	30	2	2	0	4	31		
22	LITTLEJOHN, Corey	g	1-7	1-3	2-4	0	3	3	3	5	0	6	0	2	30		
02	WNUK, Alec		0-0	0-0	0-0	0	0	0	0	0	0	1	0	0	1		
03	WILMOTH, Ethan		0-0	0-0	0-0	0	0	0	1	0	0	0	0	0	1		
10	VANNATTA, Kevin		2-6	1-3	1-1	1	3	4	1	6	3	2	0	1	22		
11	NEELY, Marcus		0-0	0-0	0-0	0	0	0	0	0	0	0	0	0	1		
12	MILLER, Raekwon		0-0	0-0	0-0	0	0	0	0	0	0	0	0	0	1		
20	PAL, Chudier		0-0	0-0	0-0	1	0	1	0	0	1	0	0	0	3		
25	CASPER, Jacob		0-0	0-0	0-0	0	0	0	0	0	0	1	0	0	1		
31	HUGHES, Sam		1-3	0-0	2-4	0	2	2	3	4	1	0	0	1	24		
45	ROBERTS, Jaleel		2-5	0-0	2-2	3	2	5	2	6	0	2	2	0	22		
Team						2	3	5									
Totals			23-63	15-29	14-20	15	20	35	21	75	12	22	3	11	200		

FG % 1st Half: 10-35 28.6% 2nd half: 13-28 46.4% Game: 23-63 36.5% Deadball Rebounds 3
3FG % 1st Half: 6-14 42.9% 2nd half: 9-15 60.0% Game: 15-29 51.7%
FT % 1st Half: 3-6 50.0% 2nd half: 11-14 78.6% Game: 14-20 70.0%

South Carolina 89 • 3-3

#	Player	Total			3-Ptr			Rebounds			PF	TP	A	TO	Blk	Stl	Min
		FG-FGA	FG-FGA	FT-FTA	Off	Def	Tot	Off	Def	Tot							
14	CHATKEVICIUS, L	f	5-11	2-2	5-6	7	6	13	3	17	3	4	3	0	23		
21	HENRY, Demetrius	f	6-11	0-0	3-4	2	6	8	2	15	0	1	3	0	32		
00	THORNWELL, Sindarius	g	5-13	1-5	1-2	1	1	2	2	12	4	2	0	6	32		
04	JOHNSON, Tyrone	g	3-7	1-3	5-7	1	3	4	1	12	6	3	1	1	29		
10	NOTICE, Duane	g	4-6	2-4	2-4	0	1	1	2	12	1	3	1	2	25		
01	STROMAN, Marcus		2-3	0-0	3-3	0	4	4	1	7	6	5	0	1	25		
15	THEUS JR., Reggie		1-1	0-0	0-0	0	0	0	0	2	0	1	0	1	1		
20	MCKIE, Justin		3-5	2-3	0-0	0	1	1	1	8	0	0	0	0	13		
25	KACINAS, Mindaugas		2-3	0-0	0-0	1	3	4	2	4	0	1	2	0	18		
35	STEELE, Brian		0-0	0-0	0-0	0	0	0	1	0	1	0	0	1	2		
Team						0	2	2									
Totals			31-60	8-17	19-26	12	27	39	15	89	21	20	10	12	200		

FG % 1st Half: 15-31 48.4% 2nd half: 16-29 55.2% Game: 31-60 51.7% Deadball Rebounds 4.1
3FG % 1st Half: 4-10 40.0% 2nd half: 4-7 57.1% Game: 8-17 47.1%
FT % 1st Half: 3-3 100.0 2nd half: 16-23 69.6% Game: 19-26 73.1%

Officials: Anthony Jordan, Tony Henderson, Nathan Quick
Technical fouls: UNC Asheville-None. South Carolina-None.
Attendance: 8330

Score by periods	1st	2nd	Total
UNC Asheville	29	46	75
South Carolina	37	52	89

	In	Off	2nd	Fast	Bench
Points	Paint	T/O	Chance	Break	
AVL	15	20	9	10	16
SC	38	15	12	14	21

Last FG - AVL 2nd-00:51, SC 2nd-00:13.
Largest lead - AVL by 6 1st-14:54, SC by 20 2nd-05:58.
AVL led for 03:56. SC led for 31:19. Game was tied for 04:45.

Score tied - 3 times.
Lead changed - 1 time.

GAME #7 - @ MARSHALL - MONDAY, DEC. 1, 2014 - GAMECOCK BASKETBALL



#4 - TYRONE JOHNSON

SENIOR | GUARD | 6'3" | 195 | 2 LETTERS

PLAINFIELD, N.J./MONTROSE CHRISTIAN SCHOOL/VILLANOVA

SEASON NOTABLES

- Tallied 23 points on 6-of-11 shooting, including 4-of-6 from 3-point range in exhib. vs. Benedict
- Hit 5-7 shots to lead the team with 12 points against North Florida, adding five rebounds, four assists and no turnovers
- Set a new career high in five different categories against Baylor, including 21 points to lead all scorers
- Matched a career high with four steals against Akron
- Dished out a season-best six assists to go with 12 points in a win over UNC Asheville

JOHNSON'S SUPERLATIVES

POINTS

Career: 21, vs. Baylor (Nov. 18 2014)

Season: 21, vs. Baylor (Nov. 18 2014)

FIELD GOALS

Career: 9, vs. Baylor (Nov. 18 2014)

Season: 9, vs. Baylor (Nov. 18 2014)

FIELD GOAL ATTEMPTS

Career: 16, vs. Baylor (Nov. 18 2014)

Season: 16, vs. Baylor (Nov. 18 2014)

3-POINT FIELD GOALS

Career: 3, vs. Baylor (Nov. 18 2014)

Season: 3, vs. Baylor (Nov. 18 2014)

3-POINT FIELD GOAL ATTEMPTS

Career: 9, vs. Baylor (Nov. 18 2014)

Season: 9, vs. Baylor (Nov. 18 2014)

FREE THROWS

Career: 7, twice, last vs. USC Upstate (Dec. 19, 2013)

Season: 5, vs. UNC Asheville (Nov. 26, 2014)

FREE THROW ATTEMPTS

Career: 11, vs. Manhattan (Dec. 17, 2013)

Season: 7, vs. UNC Asheville (Nov. 26, 2014)

REBOUNDS

Career: 6, at Florida (Jan. 8, 2014)

Season: 5, vs. North Florida (Nov. 14, 2014)

ASSISTS

Career: 8, at Baylor (Nov. 12, 2013)

Season: 6, vs. UNC Asheville (Nov. 26, 2014)

BLOCKS

Career: 1, 6x, last vs. UNC Asheville (Nov. 26, 2014)

Season: 1, 3x, last vs. UNC Asheville (Nov. 26, 2014)

STEALS

Career: 4, twice, last vs. Akron (Nov. 23, 2014)

Season: 4, vs. Akron (Nov. 23, 2014)

MINUTES PLAYED

Career: 41, vs. UCONN (Feb. 20, 2012)

Season: 37, vs. Baylor (Nov. 18 2014)

2014-15

Opponent	Date	GS	Min	FG-FGA	Pct	3FG-FGA	Pct	FT-FTA	Pct	Off	Def	Tot	Avg	PF	FO	A	TO	Blk	Stl	Pts	Avg
North Florida	11/14/14	*	28	5-7	.714	0-0	.000	2-3	.667	0	5	5	5.0	0	0	4	0	0	1	12	12.0
Baylor	11/18/14	*	37	9-16	.563	3-9	.333	0-0	.000	0	1	1	3.0	2	0	2	3	1	0	21	16.5
vs. Cornell	11/20/14	*	25	2-7	.286	1-3	.333	2-2	1.000	0	3	3	4.0	2	0	5	2	1	2	7	13.3
vs. Charlotte	11/21/14	*	18	0-4	.000	0-0	.000	0-0	.000	0	0	0	2.3	2	0	1	1	0	1	0	10.0
vs. Akron	11/23/14	*	23	2-8	.250	0-1	.000	3-5	.600	1	3	4	2.6	4	0	2	2	0	4	7	9.4
UNC Asheville	11/26/14	*	29	3-7	.429	1-3	.333	5-7	.714	1	3	4	2.8	1	0	6	3	1	1	12	9.8
at Marshall	12/1/14																				
Oldahoma State	12/6/14																				
Clemson	12/19/14																				
Coker	12/21/14																				
NA&T	12/30/14																				
vs. Iowa State	1/3/15																				
Florida	1/7/15																				
at Ole Miss	1/10/15																				
Alabama	1/13/15																				
at Auburn	1/17/15																				
Tennessee	1/20/15																				
Kentucky	1/24/15																				
at LSU	1/28/15																				
Georgia	1/31/15																				
at Arkansas	2/3/15																				
at Vanderbilt	2/7/15																				
Missouri	2/10/15																				
at Kentucky	2/14/15																				
at Georgia	2/17/15																				
Texas A&M	2/21/15																				
at Alabama	2/24/15																				
Mississippi State	2/28/15																				
Arkansas	3/5/15																				
at Tennessee	3/7/15																				

CAREER STATISTICS

Season	GP-GS	Min	Avg	FG	FGA	Pct	3FG	3FGA	Pct	FT	FTA	Pct	Off	Def	Tot	Avg	PF	FO	Ast	TO	Blk	Stl	Pts	Avg
2011-12*	32-9	567	17.7	33	106	.311	6	26	.230	35	40	.875	2	31	33	1.0	47	2	65	58	2	19	107	3.3
2012-13	DNP - Transfer																							
2013-14	16-9	430	26.9	52	142	.366	8	19	.421	67	89	.753	10	37	47	2.9	25	0	55	30	1	10	179	11.2
2014-15	6-6	160	26.7	21	49	.429	5	16	.313	12	17	.706	2	15	17	2.8	11	0	20	11	3	9	59	9.4
Totals	54-24	1157	21.4	106	297	.357	19	61	.311	114	146	.781	14	83	97	1.8	83	2	140	99	6	38	345	6.4

* indicates at Villanova

CAREER SEC STATISTICS

Season	GP-GS	Min	Avg	FG	FGA	Pct	3FG	3FGA	Pct	FT	FTA	Pct	Off	Def	Tot	Avg	PF	FO	Ast	TO	Blk	Stl	Pts	Avg
2014	3-0	68	22.7	7	26	.333	1	3	.333	12	15	.800	5	9	14	4.7	5	0	7	7	0	1	27	9.0



#24 - MICHAEL CARRERA

JUNIOR | FORWARD | 6'5" | 212 | 2 LETTERS

ANZOÁTEGUI, VENEZUELA/MONTROSE CHRISTIAN

SEASON NOTABLES

- Pulled down a team high 15 rebounds, with two assists and two blocks in exhib. vs. Benedict
- Scored eight points with three rebounds in just 17 minutes against North Florida.
- Hit all four free throw attempts and scored 10 points with six rebounds vs. Baylor.
- Scored 11 points against Charlotte, surpassing 500 career points in the process.
- DNP vs. UNC Asheville due to a concussion

CARRERA'S SUPERLATIVES

POINTS

Career: 23, vs. LSU (Jan. 16, 2013)

Season: 11, vs. Charlotte (Nov. 21, 2014)

FIELD GOALS

Career: 7, vs. LSU (Jan. 16, 2013)

Season: 5, vs. Charlotte (Nov. 21, 2014)

FIELD GOAL ATTEMPTS

Career: 13, 2x, last vs. Texas A&M (March 2, 2013)

Season: 8, twice, last vs. Charlotte (Nov. 21, 2014)

3-POINT FIELD GOALS

Career: 2, 3x, last vs. Longwood (Nov. 9, 2013)

Season: 1, vs. Charlotte (Nov. 21, 2014)

3-POINT FIELD GOAL ATTEMPTS

Career: 5, vs. Longwood (Nov. 9, 2013)

Season: 2, vs. Charlotte (Nov. 21, 2014)

FREE THROWS

Career: 9, vs. LSU (Jan. 16, 2013)

Season: 4, twice, last vs. Baylor (Nov. 18, 2014)

FREE THROW ATTEMPTS

Career: 10, vs. LSU (Jan. 16, 2013)

Season: 6, vs. North Florida (Nov. 14, 2014)

REBOUNDS

Career: 15, vs. Milwaukee (Nov. 1, 2012)

Season: 6, vs. Baylor (Nov. 18, 2014)

ASSISTS

Career: 5, vs. Auburn (Jan. 12, 2013)

Season: 2, vs. North Florida (Nov. 14, 2014)

BLOCKS

Career: 4, twice, last vs. Alabama (Feb. 15, 2014)

Season: 2, twice, last vs. Charlotte (Nov. 21, 2014)

STEALS

Career: 4, at Texas A&M (Jan. 15, 2014)

Season: 1, vs. North Florida (Nov. 14, 2014)

MINUTES PLAYED

Career: 36, vs. LSU (Jan. 16, 2013)

Season: 27, vs. Baylor (Nov. 18, 2014)

2014-15

Opponent	Date	GS	Min	FG-FGA	Pct	3FG-FGA	Pct	FT-FTA	Pct	Off	Def	Tot	Avg	PF	FO	A	TO	Blk	Stl	Pts	Avg
North Florida	11/14/14	*	17	2-4	.500	0-0	.000	4-6	.667	2	1	3	3.0	1	0	2	1	1	1	8	8.0
Baylor	11/18/14	*	27	3-8	.375	0-1	.000	4-4	1.000	2	4	6	4.5	5	1	1	1	0	0	10	9.0
vs. Cornell	11/20/14	*	17	2-3	.667	1-1	1.000	0-0	.000	0	4	4	4.3	2	0	0	2	2	0	5	7.7
vs. Charlotte	11/21/14	*	20	5-8	.625	1-2	.500	0-0	.000	0	2	2	3.8	2	0	0	1	2	0	11	8.5
vs. Akron	11/23/14	*	16	1-5	.200	0-1	.000	0-4	.000	2	1	3	3.6	2	0	0	2	1	0	2	7.2
UNC Asheville	11/26/14	-	-	-	-	-	-	-	-	-	-	-	-	-	-	-	-	-	-	-	-
at Marshall	12/1/14																				
Oldahoma State	12/6/14																				
Clemson	12/19/14																				
Coker	12/21/14																				
NA&T	12/30/14																				
vs. Iowa State	1/3/15																				
Florida	1/7/15																				
at Ole Miss	1/10/15																				
Alabama	1/13/15																				
at Auburn	1/17/15																				
Tennessee	1/20/15																				
Kentucky	1/24/15																				
at LSU	1/28/15																				
Georgia	1/31/15																				
at Arkansas	2/3/15																				
at Vanderbilt	2/7/15																				
Missouri	2/10/15																				
at Kentucky	2/14/15																				
at Georgia	2/17/15																				
Texas A&M	2/21/15																				
at Alabama	2/24/15																				
Mississippi State	2/28/15																				
Arkansas	3/5/15																				
at Tennessee	3/7/15																				

CAREER STATISTICS

Season	GP-GS	Min	Avg	FG	FGA	Pct	3FG	3FGA	Pct	FT	FTA	Pct	Off	Def	Tot	Avg	PF	FO	Ast	TO	Blk	Stl	Pts	Avg
2012-13	27-22	572	21.2	89	201	.443	7	20	.350	83	112	.741	80	115	195	7.2	85	5	17	51	17	9	268	9.9
2013-14	33-20	649	19.7	64	169	.379	7	30	.233	63	100	.630	76	110	186	5.6	87	1	17	38	32	26	198	6.0
2014-15	5-5	97	19.4	13	28	.464	2	5	.400	8	14	.571	6	12	18	3.6	12	1	3	5	5	1	36	7.2
Totals	65-47	1318	20.3	166	398	.417	16	55	.291	154	226	.681	162	237	399	6.1	184	7	37	94	54	36	502	7.7

CAREER SEC STATISTICS

Season	GP-GS	Min	Avg	FG	FGA	Pct	3FG	3FGA	Pct	FT	FTA	Pct	Off	Def	Tot	Avg	PF	FO	Ast	TO	Blk	Stl	Pts	Avg
2013	18-15	394	21.9	59	139	.424	5	15	.333	53	74	.716	54	77	131	7.3	57	4	11	32	8	8	176	9.8
2014	18-14	395	21.9	34	90	.378	3	13	.231	32	55	.582	49	69	118	6.6	52	1	9	18	19	16	103	5.7
Totals	36-29	789	21.9	93	229	.406	8	28	.286	85	129	.659	103	146	249	6.9	109	5	19	50	27	24	279	7.8



#14 - LAIMONAS CHATKEVICIUS

JUNIOR | FORWARD | 6'11" | 251 | 2 LETTERS

KLAIPEDA, LITHUANIA/SOUTH KENT SCHOOL (CONN.)

SEASON NOTABLES

- Posted a double-double with 10 points and 12 rebounds in exhib. vs. Benedict
- Scored 11 points in just 17 minutes against North Florida, hitting 4-6 field goals and 3-4 free throws
- Pulled down six rebounds in 14 minutes against Baylor
- Scored eight points with seven rebounds and two blocks against Cornell
- Matched a career high with three blocks against Charlotte
- Attempted a career-high 12 shots against Akron, scoring 11 points with five rebounds
- Set new career highs in points (17), rebounds (13), blocks (3) and 3-pointers made (2) in just 23 minutes of action in the win over UNC Asheville.

CHATKEVICIUS' SUPERLATIVES

POINTS

Career: 17, vs. UNC Asheville (Nov. 26, 2014)

Season: 17, vs. UNC Asheville (Nov. 26, 2014)

FIELD GOALS

Career: 6, vs. Ole Miss (Jan. 18, 2014)

Season: 5, twice, last vs. UNC Asheville (Nov. 26, 2014)

FIELD GOAL ATTEMPTS

Career: 12, vs. Akron (Nov. 23, 2014)

Season: 12, vs. Akron (Nov. 23, 2014)

3-POINT FIELD GOALS

Career: 2, vs. UNC Asheville (Nov. 26, 2014)

Season: 2, vs. UNC Asheville (Nov. 26, 2014)

3-POINT FIELD GOAL ATTEMPTS

Career: 2, 3x, last vs. UNC Asheville (Nov. 26, 2014)

Season: 2, vs. UNC Asheville (Nov. 26, 2014)

FREE THROWS

Career: 8, vs. Arkansas (March 13, 2014)

Season: 5, vs. UNC Asheville (Nov. 26, 2014)

FREE THROW ATTEMPTS

Career: 10, vs. Arkansas (March 13, 2014)

Season: 6, vs. UNC Asheville (Nov. 26, 2014)

REBOUNDS

Career: 13, vs. UNC Asheville (Nov. 26, 2014)

Season: 13, vs. UNC Asheville (Nov. 26, 2014)

ASSISTS

Career: 4, vs. Jacksonville (Dec. 7, 2012)

Season: 3, vs. UNC Asheville (Nov. 26, 2014)

BLOCKS

Career: 3, 3x, last vs. UNC Asheville (Nov. 26, 2014)

Season: 3, twice, last vs. UNC Asheville (Nov. 26, 2014)

STEALS

Career: 3, at Tennessee (Feb. 8, 2014)

Season:

MINUTES PLAYED

Career: 34, vs. Georgia (Feb. 23, 2013)

Season: 24, vs. Charlotte (Nov. 21, 2014)

2014-15

Opponent	Date	GS	Min	FG-FGA	Pct	3FG-FGA	Pct	FT-FTA	Pct	Off	Def	Tot	Avg	PF	FO	A	TO	Blk	Stl	Pts	Avg
North Florida	11/14/14		17	4-6	.667	0-0	.000	3-4	.750	1	3	4	4.0	1	0	0	2	0	0	11	11.0
Baylor	11/18/14		14	1-2	.500	0-0	.000	2-2	1.000	1	5	6	5.0	0	0	0	1	0	0	4	7.5
vs. Cornell	11/20/14		20	4-7	.571	0-0	.000	0-0	.000	1	6	7	5.7	0	0	1	1	2	0	8	7.7
vs. Charlotte	11/21/14		24	2-4	.500	0-0	.000	0-0	.000	1	6	7	6.0	1	0	1	2	3	0	4	6.8
vs. Akron	11/23/14		21	5-12	.417	0-1	.000	1-1	1.000	1	4	5	5.8	2	0	0	1	0	0	11	7.6
UNC Asheville	11/26/14	*	23	5-11	.455	2-2	1.000	5-6	.833	7	6	13	7.0	3	0	3	4	3	0	17	9.2
at Marshall	12/1/14																				
Oklahoma State	12/6/14																				
Clemson	12/19/14																				
Coker	12/21/14																				
NA&T	12/30/14																				
vs. Iowa State	1/3/15																				
Florida	1/7/15																				
at Ole Miss	1/10/15																				
Alabama	1/13/15																				
at Auburn	1/17/15																				
Tennessee	1/20/15																				
Kentucky	1/24/15																				
at LSU	1/28/15																				
Georgia	1/31/15																				
at Arkansas	2/3/15																				
at Vanderbilt	2/7/15																				
Missouri	2/10/15																				
at Kentucky	2/14/15																				
at Georgia	2/17/15																				
Texas A&M	2/21/15																				
at Alabama	2/24/15																				
Mississippi State	2/28/15																				
Arkansas	3/5/15																				
at Tennessee	3/7/15																				

CAREER STATISTICS

Season	GP-GS	Min	Avg	FG	FGA	Pct	3FG	3FGA	Pct	FT	FTA	Pct	Off	Def	Tot	Avg	PF	FO	Ast	TO	Blk	Stl	Pts	Avg
2012-13	23-10	304	13.2	38	85	.447	3	10	.300	22	36	.611	28	46	74	3.2	42	1	12	32	13	3	101	4.4
2013-14	33-1	426	12.9	65	121	.537	0	1	.000	29	42	.690	40	94	134	4.1	78	2	13	32	20	13	159	4.8
2014-15	6-1	119	19.8	21	42	.500	2	3	.667	11	13	.846	12	30	42	7.0	7	0	5	11	8	0	55	9.2
Totals	62-12	849	13.7	124	248	.500	5	14	.357	62	91	.681	80	170	250	4.0	127	3	30	75	41	16	315	5.1

CAREER SEC STATISTICS

Season	GP-GS	Min	Avg	FG	FGA	Pct	3FG	3FGA	Pct	FT	FTA	Pct	Off	Def	Tot	Avg	PF	FO	Ast	TO	Blk	Stl	Pts	Avg
2013	15-10	213	14.2	23	59	.390	2	7	.286	19	28	.679	17	35	52	3.5	30	1	5	22	11	2	67	4.5
2014	18-1	241	13.4	36	64	.563	0	1	.000	10	17	.588	19	53	72	4.0	51	2	9	22	12	9	82	4.6
Totals	33-11	454	13.8	59	123	.480	2	8	.250	29	45	.644	36	88	124	3.8	81	3	14	44	23	11	149	4.5



#25 - MINDAUGAS KACINAS

JUNIOR | FORWARD | 6'7" | 227 | 2 LETTERS

KLAIPEDA, LITHUANIA/WORD OF LIFE FIRE TRADITIONAL SCHOOL

SEASON NOTABLES

- Scored eight points and pulled down seven rebounds in exhib. win vs. Benedict
- Came just a point shy of a double-double, pulling down 11 rebounds with nine points against North Florida
- Led the team to a win over Cornell with 10 points and 11 rebounds, including seven offensive boards
- Went a perfect 5-5 from the floor to score 11 points against Charlotte, adding five offensive rebounds
- Pulled down five offensive rebounds and scored six points in 16 minutes vs. Akron

KACINAS' SUPERLATIVES

POINTS

Career: 18, vs. Rider (Nov. 19, 2012)
Season: 10, vs. Cornell (Nov. 20, 2014)

FIELD GOALS

Career: 8, vs. Rider (Nov. 19, 2012)
Season: 5, vs. Charlotte (Nov. 21, 2014)

FIELD GOAL ATTEMPTS

Career: 11, 3x, last at Clemson (Nov. 13, 2013)
Season: 8, vs. Cornell (Nov. 20, 2014)

3-POINT FIELD GOALS

Career: 1, 4x, last vs. North Florida (Nov. 14, 2014)
Season: 1, vs. North Florida (Nov. 14, 2014)

3-POINT FIELD GOAL ATTEMPTS

Career: 3, 3x, last vs. Tenn. (March 14, 2014)
Season: 2, vs. North Florida (Nov. 14, 2014)

FREE THROWS

Career: 6, twice, last vs. Auburn (March 12, 2014)
Season: 4, twice, last vs. Cornell (Nov. 20, 2014)

FREE THROW ATTEMPTS

Career: 8, twice, last vs. Auburn (March 12, 2014)
Season: 5, vs. North Florida (Nov. 14, 2014)

REBOUNDS

Career: 14, vs. Longwood (Nov. 9, 2013)
Season: 11, twice, last vs. Cornell (Nov. 20, 2014)

ASSISTS

Career: 3, 3x, last vs. Auburn (March 12, 2014)
Season: 1, vs. Cornell (Nov. 20, 2014)

BLOCKS

Career: 3, vs. Appalachian State (Dec. 19, 2012)
Season: 2, vs. UNC Asheville (Nov. 26, 2014)

STEALS

Career: 2, 10x, last vs. Cornell (Nov. 20, 2014)
Season: 2, vs. Cornell (Nov. 20, 2014)

MINUTES PLAYED

Career: 36, 3x, last vs. Florida (March 4, 2014)
Season: 26, vs. Cornell (Nov. 20, 2014)

2014-15

Opponent	Date	GS	Min	FG-FGA	Pct	3FG-FGA	Pct	FT-FTA	Pct	Off	Def	Tot	Avg	PF	FO	A	TO	Blk	Stl	Pts	Avg
North Florida	11/14/14	25	2-5	.400	1-2	.500	4-5	.800	2	9	11	11.0	4	0	0	1	0	0	9	9.0	
Baylor	11/18/14	15	0-2	.000	0-0	.000	0-0	.000	1	1	2	6.5	0	0	0	1	0	0	0	4.5	
vs. Cornell	11/20/14	26	3-8	.375	0-0	.000	4-4	1.000	7	4	11	8.0	1	0	1	1	0	2	10	6.3	
vs. Charlotte	11/21/14	23	5-5	1.000	0-0	.000	1-1	1.000	5	1	6	7.5	4	0	0	1	1	0	11	7.5	
vs. Akron	11/23/14	16	3-4	.750	0-0	.000	0-0	.000	5	0	5	7.0	1	0	0	2	0	0	6	7.2	
UNC Asheville	11/26/14	18	2-3	.667	0-0	.000	0-0	.000	1	3	4	6.5	2	0	0	1	2	0	4	6.7	
at Marshall	12/1/14																				
Oklahoma State	12/6/14																				
Clemson	12/19/14																				
Coker	12/21/14																				
NA&T	12/30/14																				
vs. Iowa State	1/3/15																				
Florida	1/7/15																				
at Ole Miss	1/10/15																				
Alabama	1/13/15																				
at Auburn	1/17/15																				
Tennessee	1/20/15																				
Kentucky	1/24/15																				
at LSU	1/28/15																				
Georgia	1/31/15																				
at Arkansas	2/3/15																				
at Vanderbilt	2/7/15																				
Missouri	2/10/15																				
at Kentucky	2/14/15																				
at Georgia	2/17/15																				
Texas A&M	2/21/15																				
at Alabama	2/24/15																				
Mississippi State	2/28/15																				
Arkansas	3/5/15																				
at Tennessee	3/7/15																				

CAREER STATISTICS

Season	GP-GS	Min	Avg	FG	FGA	Pct	3FG	3FGA	Pct	FT	FTA	Pct	Off	Def	Tot	Avg	PF	FO	Ast	TO	Blk	Stl	Pts	Avg
2012-13	31-9	606	19.5	57	110	.518	4	20	.200	34	50	.680	50	66	116	3.7	67	1	21	46	15	10	152	4.9
2013-14	34-27	818	24.1	70	126	.556	0	2	.000	50	77	.649	80	95	175	5.1	103	4	12	53	21	31	190	5.6
2014-15	6-0	123	20.5	15	27	.556	1	4	.250	9	10	.900	21	18	39	6.5	12	0	1	7	3	2	40	6.7
Totals	71-36	1547	21.8	142	263	.540	5	26	.192	93	137	.679	151	179	330	4.7	182	5	34	106	39	43	382	5.4

CAREER SEC STATISTICS

Season	GP-GS	Min	Avg	FG	FGA	Pct	3FG	3FGA	Pct	FT	FTA	Pct	Off	Def	Tot	Avg	PF	FO	Ast	TO	Blk	Stl	Pts	Avg
2013	17-4	255	15.0	16	40	.400	1	7	.143	11	16	.688	14	27	41	2.4	32	0	7	18	2	4	44	2.6
2014	18-11	382	21.2	34	57	.596	0	0	.000	24	36	.667	38	38	76	4.2	58	2	2	23	13	20	92	5.1
Totals	35-15	637	18.2	50	97	.515	1	7	.143	35	52	.673	52	65	117	3.3	90	2	9	41	15	24	136	3.9



#35 - BRIAN STEELE

JUNIOR | FORWARD | 6'5" | 194 | 2 LETTERS

GREENVILLE, S.C./WADE HAMPTON SCHOOL

SEASON NOTABLES

- Suffered a knee injury prior to the start of preseason, but is available for the first game of the year
- Hit a pair of threes in 15 minutes of action against North Florida

STEELE'S SUPERLATIVES

POINTS

Career: 8, vs. Georgia (Feb. 22, 2014)

Season: 6, vs. North Florida (Nov. 14, 2014)

FIELD GOALS

Career: 3, at Tennessee (Feb. 8, 2014)

Season: 2, vs. North Florida (Nov. 14, 2014)

FIELD GOAL ATTEMPTS

Career: 7, 3x, last vs. Cornell (Nov. 20, 2014)

Season: 4, vs. North Florida (Nov. 14, 2014)

3-POINT FIELD GOALS

Career: 2, 3x, last vs. North Florida (Nov. 14, 2014)

Season: 2, vs. North Florida (Nov. 14, 2014)

3-POINT FIELD GOAL ATTEMPTS

Career: 5, twice, last vs. Georgia (Feb. 22, 2014)

Season: 4, vs. North Florida (Nov. 14, 2014)

FREE THROWS

Career: 2, twice, last vs. Georgia (Feb. 22, 2014)

Season:

FREE THROW ATTEMPTS

Career: 2, 3x, last vs. Georgia (Feb. 22, 2014)

Season:

REBOUNDS

Career: 7, vs. Miss. State (March 13, 2013)

Season: 3, vs. Cornell (Nov. 20, 2014)

ASSISTS

Career: 3, twice, last at Auburn (Feb. 26, 2014)

Season: 2, vs. Cornell (Nov. 20, 2014)

BLOCKS

Career:

Season:

STEALS

Career: 2, vs. Texas A&M (Jan. 29, 2014)

Season: 1, 3x, last vs. UNC Asheville (Nov. 26, 2014)

MINUTES PLAYED

Career: 26, at Tennessee (Feb. 8, 2014)

Season: 16, vs. Cornell (Nov. 20, 2014)

2014-15

Opponent	Date	GS	Min	FG-FGA	Pct	3FG-FGA	Pct	FT-FTA	Pct	Off	Def	Tot	Avg	PF	FO	A	TO	Blk	Stl	Pts	Avg
North Florida	11/14/14	15	2-4	.500	2-4	.500	0-0	.000	0	2	2	2.0	0	0	0	0	0	0	0	6	6.0
Baylor	11/18/14	8	0-2	.000	0-2	.000	0-0	.000	0	0	0	1.0	1	0	0	0	0	0	0	3.0	
vs. Cornell	11/20/14	16	1-7	.143	1-4	.250	0-0	.000	0	3	3	1.7	1	0	2	1	0	1	3	3.0	
vs. Charlotte	11/21/14	8	0-1	.000	0-0	.000	0-0	.000	0	2	2	1.8	1	0	0	0	0	1	0	2.3	
vs. Akron	11/23/14	-	-	-	-	-	-	-	-	-	-	-	-	-	-	-	-	-	-	-	
UNC Asheville	11/26/14	2	0-0	.000	0-0	.000	0-0	.000	0	0	0	1.4	1	0	1	0	0	1	0	1.8	
at Marshall	12/1/14																				
Oldahoma State	12/6/14																				
Clemson	12/19/14																				
Coker	12/21/14																				
NA&T	12/30/14																				
vs. Iowa State	1/3/15																				
Florida	1/7/15																				
at Ole Miss	1/10/15																				
Alabama	1/13/15																				
at Auburn	1/17/15																				
Tennessee	1/20/15																				
Kentucky	1/24/15																				
at LSU	1/28/15																				
Georgia	1/31/15																				
at Arkansas	2/3/15																				
at Vanderbilt	2/7/15																				
Missouri	2/10/15																				
at Kentucky	2/14/15																				
at Georgia	2/17/15																				
Texas A&M	2/21/15																				
at Alabama	2/24/15																				
Mississippi State	2/28/15																				
Arkansas	3/5/15																				
at Tennessee	3/7/15																				

CAREER STATISTICS

Season	GP-GS	Min	Avg	FG	FGA	Pct	3FG	3FGA	Pct	FT	FTA	Pct	Off	Def	Tot	Avg	PF	FO	Ast	TO	Blk	Stl	Pts	Avg
2012-13	7-4	79	11.3	5	19	.263	4	14	.286	2	3	.667	4	11	15	2.1	12	1	8	5	0	3	16	2.3
2013-14	22-0	218	9.9	18	44	.409	10	27	.370	2	5	.400	7	17	24	1.1	30	1	11	8	0	5	48	2.2
2014-15	5-0	49	9.8	3	14	.214	3	11	.273	0	0	.000	0	7	7	1.4	4	0	3	2	0	3	9	1.8
Totals	34-4	346	10.2	26	77	.338	17	52	.327	4	8	.500	11	35	46	1.4	45	2	22	15	0	11	73	2.1

CAREER SEC STATISTICS

Season	GP-GS	Min	Avg	FG	FGA	Pct	3FG	3FGA	Pct	FT	FTA	Pct	Off	Def	Tot	Avg	PF	FO	Ast	TO	Blk	Stl	Pts	Avg
2013	4-3	56	14.0	4	11	.364	4	10	.400	0	0	.000	1	6	7	1.8	10	1	6	2	0	2	12	3.0
2014	13-0	124	9.5	14	35	.400	7	21	.333	2	5	.400	4	12	16	1.2	18	0	8	4	0	5	37	2.8
Totals	17-3	180	10.6	18	46	.391	11	31	.355	2	5	.400	5	18	23	1.4	28	1	14	6	0	7	49	2.9

GAME #7 - @ MARSHALL - MONDAY, DEC. 1, 2014 - GAMECOCK BASKETBALL



#21 - DEMETRIUS HENRY

SOPHOMORE | FORWARD | 6'9" | 226 | 1 LETTER

MIAMI, FLA./FAITH BAPTIST CHRISTIAN SCHOOL

SEASON NOTABLES

- Scored 15 points and collected seven rebounds in exhib. win vs. Benedict
- Led the team in scoring with 12 points in 20 minutes against North Florida
- Pulled down eight rebounds against Baylor
- Led the team with nine rebounds against Akron
- Scored a career-high 15 points with eight rebounds and three blocks against UNC Asheville

HENRY'S SUPERLATIVES

POINTS

Career: 15, vs. UNC Asheville (Nov. 26, 2014)
Season: 15, vs. UNC Asheville (Nov. 26, 2014)

FIELD GOALS

Career: 7, vs. FIU (Nov. 24, 2013)
Season: 6, twice, last vs. UNC Asheville (Nov. 26, 2014)

FIELD GOAL ATTEMPTS

Career: 11, twice, last vs. UNC Asheville (Nov. 26, 2014)
Season: 11, vs. UNC Asheville (Nov. 26, 2014)

3-POINT FIELD GOALS

Career:
Season:

3-POINT FIELD GOAL ATTEMPTS

Career: 1, vs. Arkansas (March 13, 2014)
Season:

FREE THROWS

Career: 3, vs. UNC Asheville (Nov. 26, 2014)
Season: 3, vs. UNC Asheville (Nov. 26, 2014)

FREE THROW ATTEMPTS

Career: 4, 4x, last vs. UNC Asheville (Nov. 26, 2014)
Season: 4, vs. UNC Asheville (Nov. 26, 2014)

REBOUNDS

Career: 11, vs. SC State (Jan. 3, 2014)
Season: 9, vs. Akron (Nov. 23, 2014)

ASSISTS

Career: 3, at Mississippi State (March 8, 2014)
Season: 1, vs. Baylor (Nov. 18, 2014)

BLOCKS

Career: 3, vs. UNC Asheville (Nov. 26, 2014)
Season: 3, vs. UNC Asheville (Nov. 26, 2014)

STEALS

Career: 2, 3x, at Arkansas (Feb. 19, 2014)
Season:

MINUTES PLAYED

Career: 32, twice, last vs. UNC Asheville (Nov. 26, 2014)
Season: 32, vs. UNC Asheville (Nov. 26, 2014)

2014-15

Opponent	Date	GS	Min	FG-FGA	Pct	3FG-FGA	Pct	FT-FTA	Pct	Off	Def	Tot	Avg	PF	FO	A	TO	Blk	Stl	Pts	Avg
North Florida	11/14/14	*	20	6-9	.667	0-0	.000	0-0	.000	0	2	2	2.0	5	1	0	2	1	0	12	12.0
Baylor	11/18/14	*	25	1-4	.250	0-0	.000	2-2	1.000	5	3	8	5.0	4	0	1	0	1	0	4	8.0
vs. Cornell	11/20/14	*	13	1-3	.333	0-0	.000	0-0	.000	1	0	1	3.7	3	0	0	1	0	0	2	6.0
vs. Charlotte	11/21/14	*	13	2-2	1.000	0-0	.000	0-0	.000	0	1	1	3.0	4	0	0	1	0	0	4	5.5
vs. Akron	11/23/14	*	27	1-7	.143	0-0	.000	1-3	.333	2	7	9	4.2	4	0	0	2	1	0	3	5.0
UNC Asheville	11/26/14	*	32	6-11	.545	0-0	.000	3-4	.750	2	6	8	4.8	2	0	0	1	3	0	15	6.7
at Marshall	12/1/14																				
Oldahoma State	12/6/14																				
Clemson	12/19/14																				
Coker	12/21/14																				
NA&T	12/30/14																				
vs. Iowa State	1/3/15																				
Florida	1/7/15																				
at Ole Miss	1/10/15																				
Alabama	1/13/15																				
at Auburn	1/17/15																				
Tennessee	1/20/15																				
Kentucky	1/24/15																				
at LSU	1/28/15																				
Georgia	1/31/15																				
at Arkansas	2/3/15																				
at Vanderbilt	2/7/15																				
Missouri	2/10/15																				
at Kentucky	2/14/15																				
at Georgia	2/17/15																				
Texas A&M	2/21/15																				
at Alabama	2/24/15																				
Mississippi State	2/28/15																				
Arkansas	3/5/15																				
at Tennessee	3/7/15																				

CAREER STATISTICS

Season	GP-GS	Min	Avg	FG	FGA	Pct	3FG	3FGA	Pct	FT	FTA	Pct	Off	Def	Tot	Avg	PF	FO	Ast	TO	Blk	Stl	Pts	Avg
2013-14	34-29	611	18.0	63	152	.414	0	1	.000	9	37	.243	55	59	114	3.4	118	6	13	28	20	16	135	4.0
2014-15	6-6	130	21.7	17	36	.472	0	0	.000	6	9	.667	10	19	29	4.8	22	1	1	7	6	0	40	6.7
Totals	39-34	741	18.5	80	188	.426	0	1	.000	15	46	.326	65	78	143	3.6	140	7	14	35	26	16	175	4.4

CAREER SEC STATISTICS

Season	GP-GS	Min	Avg	FG	FGA	Pct	3FG	3FGA	Pct	FT	FTA	Pct	Off	Def	Tot	Avg	PF	FO	Ast	TO	Blk	Stl	Pts	Avg
2014	18-13	278	15.4	16	53	.302	0	0	.000	4	17	.235	23	18	41	2.3	58	1	9	11	9	9	36	2.0



#20 - JUSTIN MCKIE

SOPHOMORE | GUARD | 6'4" | 195 | 1 LETTER

COLUMBIA, S.C./IRMO

SEASON NOTABLES

- Suffered a concussion during the preseason and was unavailable for the exhib. vs. Benedict
- Hit a career-high three free throws in eight minutes of the season opener against North Florida
- Made both free throws and a pair of threes in a perfect shooting day, scoring a career-high eight points versus Cornell
- Matched his career high with eight points against UNC Asheville, making a pair of 3-pointers in the win

MCKIE'S SUPERLATIVES

POINTS

Career: 8, twice, last vs. UNC Asheville (Nov. 26, 2014)

Season: 8, twice, last vs. UNC Asheville (Nov. 26, 2014)

FIELD GOALS

Career: 3, vs. UNC Asheville (Nov. 26, 2014)

Season: 3, vs. UNC Asheville (Nov. 26, 2014)

FIELD GOAL ATTEMPTS

Career: 5, vs. UNC Asheville (Nov. 26, 2014)

Season: 5, vs. UNC Asheville (Nov. 26, 2014)

3-POINT FIELD GOALS

Career: 2, twice, last vs. UNC Asheville (Nov. 26, 2014)

Season: 2, twice, last vs. UNC Asheville (Nov. 26, 2014)

3-POINT FIELD GOAL ATTEMPTS

Career: 3, vs. UNC Asheville (Nov. 26, 2014)

Season: 3, vs. UNC Asheville (Nov. 26, 2014)

FREE THROWS

Career: 3, vs. North Florida (Nov. 14, 2014)

Season: 3, vs. North Florida (Nov. 14, 2014)

FREE THROW ATTEMPTS

Career: 4, vs. North Florida (Nov. 14, 2014)

Season: 4, vs. North Florida (Nov. 14, 2014)

REBOUNDS

Career: 4, twice, last vs. Texas A&M (Jan. 29, 2014)

Season: 3, vs. Cornell (Nov. 20, 2014)

ASSISTS

Career: 2, twice, last at Ole Miss (Feb. 1, 2014)

Season: 1, vs. Charlotte (Nov. 21, 2014)

BLOCKS

Career:

Season:

STEALS

Career: 1, 3x, last vs. Florida (March 4, 2014)

Season:

MINUTES PLAYED

Career: 15, vs. Texas A&M (Jan. 29, 2014)

Season: 13, vs. UNC Asheville (Nov. 26, 2014)

2014-15

Opponent	Date	GS	Min	FG-FGA	Pct	3FG-FGA	Pct	FT-FTA	Pct	Off	Def	Tot	Avg	PF	FO	A	TO	Blk	Stl	Pts	Avg
North Florida	11/14/14	8	0-3	.000	0-2	.000	3-4	.750	0	0	0	0.0	2	0	0	0	0	0	0	3	3.0
Baylor	11/18/14	-	-	-	-	-	-	-	-	-	-	-	-	-	-	-	-	-	-	-	-
vs. Cornell	11/20/14	8	2-2	1.000	2-2	1.000	2-2	1.000	1	2	3	1.5	1	0	0	0	0	0	0	8	5.5
vs. Charlotte	11/21/14	3	0-1	.000	0-1	.000	0-0	.000	1	0	1	1.3	0	0	1	0	0	0	0	0	3.7
vs. Akron	11/23/14	-	-	-	-	-	-	-	-	-	-	-	-	-	-	-	-	-	-	-	-
UNC Asheville	11/26/14	13	3-5	.600	2-3	.667	0-0	.000	0	1	1	1.3	1	0	0	0	0	0	0	8	4.8
at Marshall	12/1/14																				
Oldham State	12/6/14																				
Clemson	12/19/14																				
Coker	12/21/14																				
NA&T	12/30/14																				
vs. Iowa State	1/3/15																				
Florida	1/7/15																				
at Ole Miss	1/10/15																				
Alabama	1/13/15																				
at Auburn	1/17/15																				
Tennessee	1/20/15																				
Kentucky	1/24/15																				
at LSU	1/28/15																				
Georgia	1/31/15																				
at Arkansas	2/3/15																				
at Vanderbilt	2/7/15																				
Missouri	2/10/15																				
at Kentucky	2/14/15																				
at Georgia	2/17/15																				
Texas A&M	2/21/15																				
at Alabama	2/24/15																				
Mississippi State	2/28/15																				
Arkansas	3/5/15																				
at Tennessee	3/7/15																				

CAREER STATISTICS

Season	GP-GS	Min	Avg	FG	FGA	Pct	3FG	3FGA	Pct	FT	FTA	Pct	Off	Def	Tot	Avg	PF	FO	Ast	TO	Blk	Stl	Pts	Avg
2013-14	17-0	80	4.7	3	17	.176	1	8	.125	2	4	.500	4	12	16	0.9	8	0	5	5	0	3	9	0.5
2014-15	4-0	32	8.0	5	11	.455	4	8	.500	5	6	.833	2	3	5	1.3	4	0	1	0	0	0	19	4.8
Totals	21-0	112	5.3	8	28	.286	5	16	.313	7	10	.700	6	15	21	1.0	12	0	6	5	0	3	28	1.3

CAREER SEC STATISTICS

Season	GP-GS	Min	Avg	FG	FGA	Pct	3FG	3FGA	Pct	FT	FTA	Pct	Off	Def	Tot	Avg	PF	FO	Ast	TO	Blk	Stl	Pts	Avg
2014	9-0	56	6.2	2	11	.182	1	5	.200	0	0	.000	1	9	10	1.1	7	0	5	5	0	2	5	0.6



#10 - DUANE NOTICE

SOPHOMORE | GUARD | 6'2" | 212 | 1 LETTER

WOODBIDGE, ONTARIO, CANADA/ST. THOMAS MORE (OAKDALE, CONN.)

SEASON NOTABLES

- Dished a team best nine assists and scored 10 points in exhib. win vs. Benedict
- Put together a stacked score line of eight points, four rebounds and five assists vs. North Florida
- Played 35 minutes, committing just one turnover with five assists and nine points against Charlotte
- Scored 12 points with four assists against Akron
- Hit 4-of-6 shots for 12 points in a win over UNC Asheville

NOTICE'S SUPERLATIVES

POINTS

Career: 23 vs. Auburn (March 12, 2014)
Season: 12, twice, last vs. UNC Asheville (Nov. 26, 2014)

FIELD GOALS

Career: 7, twice, last vs. Auburn (March 12, 2014)
Season: 5, vs. Akron (Nov. 23, 2014)

FIELD GOAL ATTEMPTS

Career: 16, vs. Auburn (March 12, 2014)
Season: 10, vs. Charlotte (Nov. 21, 2014)

3-POINT FIELD GOALS

Career: 4, vs. Auburn (March 12, 2014)
Season: 2, vs. UNC Asheville (Nov. 26, 2014)

3-POINT FIELD GOAL ATTEMPTS

Career: 4, 3x, last vs. Auburn (March 12, 2014)
Season: 4, twice, last vs. UNC Asheville (Nov. 26, 2014)

FREE THROWS

Career: 7, at Arkansas (Feb. 19, 2014)
Season: 4, vs. Cornell (Nov. 20, 2014)

FREE THROW ATTEMPTS

Career: 10, at Georgia (Jan. 22, 2014)
Season: 5, vs. Cornell (Nov. 20, 2014)

REBOUNDS

Career: 8, vs. Auburn (March 12, 2014)
Season: 4, vs. North Florida (Nov. 14, 2014)

ASSISTS

Career: 8, vs. SC State (Jan. 3, 2014)
Season: 5, twice, last vs. Charlotte (Nov. 21, 2014)

BLOCKS

Career: 1, 5x, last vs. UNC Asheville (Nov. 26, 2014)
Season: 1, vs. UNC Asheville (Nov. 26, 2014)

STEALS

Career: 2, 3x, last vs. UNC Asheville (Nov. 26, 2014)
Season: 2, vs. UNC Asheville (Nov. 26, 2014)

MINUTES PLAYED

Career: 37, vs. Vanderbilt (Feb. 13, 2014)
Season: 36, vs. Akron (Nov. 23, 2014)

2014-15

Opponent	Date	GS	Min	FG-FGA	Pct	3FG-FGA	Pct	FT-FTA	Pct	Off	Def	Tot	Avg	PF	FO	A	TO	Blk	Stl	Pts	Avg
North Florida	11/14/14	*	21	2-5	.400	1-1	1.000	3-4	.750	0	4	4	4.0	1	0	5	1	0	1	8	8.0
Baylor	11/18/14	*	15	0-2	.000	0-0	.000	0-0	.000	0	0	0	2.0	3	0	0	1	0	1	0	4.0
vs. Cornell	11/20/14	*	23	1-4	.250	0-1	.000	4-5	.800	0	1	1	1.7	1	0	4	1	0	0	6	4.7
vs. Charlotte	11/21/14	*	35	3-10	.300	1-4	.250	2-2	1.000	1	2	3	2.0	1	0	5	1	0	1	9	5.8
vs. Akron	11/23/14	*	36	5-9	.556	1-3	.333	1-1	1.000	0	2	2	2.0	1	0	4	2	0	1	12	7.0
UNC Asheville	11/26/14	*	25	4-6	.667	2-4	.500	2-4	.500	0	1	1	1.8	2	0	1	3	1	2	12	7.8
at Marshall	12/1/14																				
Oldahoma State	12/6/14																				
Clemson	12/19/14																				
Coker	12/21/14																				
NA&T	12/30/14																				
vs. Iowa State	1/3/15																				
Florida	1/7/15																				
at Ole Miss	1/10/15																				
Alabama	1/13/15																				
at Auburn	1/17/15																				
Tennessee	1/20/15																				
Kentucky	1/24/15																				
at LSU	1/28/15																				
Georgia	1/31/15																				
at Arkansas	2/3/15																				
at Vanderbilt	2/7/15																				
Missouri	2/10/15																				
at Kentucky	2/14/15																				
at Georgia	2/17/15																				
Texas A&M	2/21/15																				
at Alabama	2/24/15																				
Mississippi State	2/28/15																				
Arkansas	3/5/15																				
at Tennessee	3/7/15																				

CAREER STATISTICS

Season	GP-GS	Min	Avg	FG	FGA	Pct	3FG	3FGA	Pct	FT	FTA	Pct	Off	Def	Tot	Avg	PF	FO	Ast	TO	Blk	Stl	Pts	Avg
2013-14	34-22	856	25.2	90	237	.380	21	58	.362	78	116	.672	35	64	99	2.9	72	2	99	89	4	20	279	8.2
2014-15	6-6	155	25.8	15	36	.417	5	13	.385	12	16	.750	1	10	11	1.8	9	0	19	9	1	6	47	7.8
Totals	39-27	986	25.3	105	273	.385	26	71	.366	90	132	.682	36	74	110	2.8	81	2	118	98	5	26	326	8.2

CAREER SEC STATISTICS

Season	GP-GS	Min	Avg	FG	FGA	Pct	3FG	3FGA	Pct	FT	FTA	Pct	Off	Def	Tot	Avg	PF	FO	Ast	TO	Blk	Stl	Pts	Avg
2014	18-14	516	28.7	48	133	.361	8	30	.267	46	71	.648	19	34	53	2.9	41	1	50	58	1	11	150	8.3



#15 - REGGIE THEUS JR.

SOPHOMORE | FORWARD | 6'6" | 221 | 1 LETTER
LOS ANGELES, CALIF./FAIRFAX

SEASON NOTABLES

- Scored two points in exhib. win vs. Benedict
- Played four minutes in the season opener against North Florida, picking up one steal
- Scored his first points of the season on a dunk against UNC Asheville

THEUS JR.'S SUPERLATIVES

POINTS

Career: 3, vs. Marshall (Dec. 30, 2013)
Season: 2, vs. UNC Asheville (Nov. 26, 2014)

FIELD GOALS

Career: 1, 3x, last vs. UNC Asheville (Nov. 26, 2014)
Season: 1, vs. UNC Asheville (Nov. 26, 2014)

FIELD GOAL ATTEMPTS

Career: 2, twice, last vs. Marshall (Dec. 30, 2013)
Season: 1, vs. UNC Asheville (Nov. 26, 2014)

3-POINT FIELD GOALS

Career:
Season:

3-POINT FIELD GOAL ATTEMPTS

Career:
Season:

FREE THROWS

Career: 1, 3x, vs. Florida (March 4, 2014)
Season:

FREE THROW ATTEMPTS

Career: 4, vs. Marshall (Dec. 30, 2013)
Season:

REBOUNDS

Career: 3, vs. Marshall (Dec. 30, 2013)
Season:

ASSISTS

Career: 1, twice, last at Georgia (Jan. 22, 2014)
Season:

BLOCKS

Career:
Season:

STEALS

Career: 1, 4x, last vs. UNC Asheville (Nov. 26, 2014)
Season: 1, 3x, last vs. UNC Asheville (Nov. 26, 2014)

MINUTES PLAYED

Career: 13, at Georgia (Jan. 22, 2014)
Season: 4, twice, last vs. Cornell (Nov. 20, 2014)

2014-15

Opponent	Date	GS	Min	FG-FGA	Pct	3FG-FGA	Pct	FT-FTA	Pct	Off	Def	Tot	Avg	PF	FO	A	TO	Blk	Stl	Pts	Avg
North Florida	11/14/14	4	0-0	.000	0-0	.000	0-0	.000	0-0	0	0	0	0.0	1	0	0	0	0	1	0	0.0
Baylor	11/18/14	-	-	-	-	-	-	-	-	-	-	-	-	-	-	-	-	-	-	-	-
vs. Cornell	11/20/14	4	0-0	.000	0-0	.000	0-0	.000	0-0	0	0	0	0.0	0	0	0	0	0	1	0	0.0
vs. Charlotte	11/21/14	0+	0-0	.000	0-0	.000	0-0	.000	0-0	0	0	0	0.0	0	0	0	0	0	0	0	0.0
vs. Akron	11/23/14	1	1-1	1.000	0-0	.000	0-0	.000	0-0	0	0	0	0.0	0	0	0	1	0	0	2	0.5
UNC Asheville	11/26/14																				
at Marshall	12/1/14																				
Oldahoma State	12/6/14																				
Clemson	12/19/14																				
Coker	12/21/14																				
NA&T	12/30/14																				
vs. Iowa State	1/3/15																				
Florida	1/7/15																				
at Ole Miss	1/10/15																				
Alabama	1/13/15																				
at Auburn	1/17/15																				
Tennessee	1/20/15																				
Kentucky	1/24/15																				
at LSU	1/28/15																				
Georgia	1/31/15																				
at Arkansas	2/3/15																				
at Vanderbilt	2/7/15																				
Missouri	2/10/15																				
at Kentucky	2/14/15																				
at Georgia	2/17/15																				
Texas A&M	2/21/15																				
at Alabama	2/24/15																				
Mississippi State	2/28/15																				
Arkansas	3/5/15																				
at Tennessee	3/7/15																				

CAREER STATISTICS

Season	GP-GS	Min	Avg	FG	FGA	Pct	3FG	3FGA	Pct	FT	FTA	Pct	Off	Def	Tot	Avg	PF	FO	Ast	TO	Blk	Stl	Pts	Avg
2013-14	11-0	39	3.5	2	7	.286	0	0	.000	3	10	.300	3	3	6	0.5	5	0	2	1	0	1	7	0.6
2014-15	4-0	9	2.3	1	1	1.000	0	0	.000	0	0	.000	0	0	0	0.0	0	0	0	2	0	3	2	0.5
Totals	15-0	48	3.2	3	8	.375	0	0	.000	3	10	.300	3	3	6	0.5	5	0	2	3	0	4	9	0.6

CAREER SEC STATISTICS

Season	GP-GS	Min	Avg	FG	FGA	Pct	3FG	3FGA	Pct	FT	FTA	Pct	Off	Def	Tot	Avg	PF	FO	Ast	TO	Blk	Stl	Pts	Avg
2014	5-0	22	4.4	0	1	.000	0	0	.000	2	6	.333	0	1	1	0.2	5	0	1	0	0	0	2	0.4



#0 - SINDARIUS THORNWELL

SOPHOMORE | GUARD | 6'5" | 215 | 1 LETTER

LANCASTER, S.C./OAK HILL ACADEMY (WILSON, VA.)

SEASON NOTABLES

- Tallied 14 points, and pulled down three rebounds and three blocks in exhib. win vs. Benedict
- Scored six points with four rebounds in 20 minutes against North Florida
- Passed out four assists to go with 16 points and two steals against Baylor
- Led the team with 14 points against Cornell, scoring 10 of the team's first 12 points in the game
- Surpassed 500 career points after leading all scorers with 20 in a loss to Charlotte, his eighth career 20-point game
- Scored 13 points with eight rebounds and three steals against Akron
- Picked a career-high six steals in a win over UNC Asheville

THORNWELL'S SUPERLATIVES

POINTS

Career: 26, at Georgia (Jan. 22, 2014)
Season: 20, vs. Charlotte (Nov. 21, 2014)

FIELD GOALS

Career: 9, 2x, last at Mississippi State (March 8, 2014)
Season: 8, vs. Charlotte (Nov. 21, 2014)

FIELD GOAL ATTEMPTS

Career: 24, vs. Charlotte (Nov. 21, 2014)
Season: 24, vs. Charlotte (Nov. 21, 2014)

3-POINT FIELD GOALS

Career: 4, vs. Ole Miss (Jan. 18, 2014)
Season: 3, vs. Cornell (Nov. 20, 2014)

3-POINT FIELD GOAL ATTEMPTS

Career: 10, twice, last vs. Charlotte (Nov. 21, 2014)
Season: 10, vs. Charlotte (Nov. 21, 2014)

FREE THROWS

Career: 10, twice, last vs. Georgia (Feb. 22, 2014)
Season: 5, vs. Baylor (Nov. 18, 2014)

FREE THROW ATTEMPTS

Career: 13, vs. Manhattan (Dec. 17, 2013)
Season: 7, vs. Baylor (Nov. 18, 2014)

REBOUNDS

Career: 11, 2x, last at Miss. State (March 8, 2014)
Season: 8, twice, last vs. Akron (Nov. 23, 2014)

ASSISTS

Career: 9, vs. Auburn (Feb. 5, 2014)
Season: 4, twice, last vs. UNC Asheville (Nov. 26, 2014)

BLOCKS

Career: 2, 4x, last vs. Georgia (Feb. 22, 2014)
Season: 1, 3x, last vs. Akron (Nov. 23, 2014)

STEALS

Career: 6, vs. UNC Asheville (Nov. 26, 2014)
Season: 3, vs. Akron (Nov. 23, 2014)

MINUTES PLAYED

Career: 40, vs. Georgia (Feb. 22, 2014)
Season: 35, vs. Akron (Nov. 23, 2014)

2014-15

Opponent	Date	GS	Min	FG-FGA	Pct	3FG-FGA	Pct	FT-FTA	Pct	Off	Def	Tot	Avg	PF	FO	A	TO	Blk	Stl	Pts	Avg
North Florida	11/14/14	*	20	3-7	.429	0-1	.000	0-0	.000	3	1	4	4.0	0	0	2	1	1	1	6	6.0
Baylor	11/18/14	*	32	5-12	.412	1-6	.167	5-7	.714	0	3	3	3.5	5	1	4	2	0	2	16	11.0
vs. Cornell	11/20/14	*	23	5-11	.455	3-8	.375	1-2	.500	2	2	4	3.7	1	0	0	0	0	1	14	12.0
vs. Charlotte	11/21/14	*	34	8-24	.333	1-10	.100	3-4	.750	1	7	8	4.8	3	0	1	7	1	2	20	14.0
vs. Akron	11/23/14	*	35	4-12	.333	1-4	.250	4-4	1.000	5	3	8	5.4	3	0	1	4	1	3	13	13.8
UNC Asheville	11/26/14	*	32	5-13	.385	1-5	.200	1-2	.500	1	1	2	4.8	2	0	4	2	0	6	12	13.5
at Marshall	12/1/14																				
Oldahoma State	12/6/14																				
Clemson	12/19/14																				
Coker	12/21/14																				
NA&T	12/30/14																				
vs. Iowa State	1/3/15																				
Florida	1/7/15																				
at Ole Miss	1/10/15																				
Alabama	1/13/15																				
at Auburn	1/17/15																				
Tennessee	1/20/15																				
Kentucky	1/24/15																				
at LSU	1/28/15																				
Georgia	1/31/15																				
at Arkansas	2/3/15																				
at Vanderbilt	2/7/15																				
Missouri	2/10/15																				
at Kentucky	2/14/15																				
at Georgia	2/17/15																				
Texas A&M	2/21/15																				
at Alabama	2/24/15																				
Mississippi State	2/28/15																				
Arkansas	3/5/15																				
at Tennessee	3/7/15																				

CAREER STATISTICS

Season	GP-GS	Min	Avg	FG	FGA	Pct	3FG	3FGA	Pct	FT	FTA	Pct	Off	Def	Tot	Avg	PF	FO	Ast	TO	Blk	Stl	Pts	Avg
2013-14	34-34	1007	29.6	143	370	.386	37	100	.370	131	178	.736	48	91	139	4.1	100	2	101	106	21	40	454	13.4
2014-15	6-6	176	29.3	30	79	.380	7	34	.206	14	19	.737	12	17	29	4.8	14	1	12	16	3	15	81	13.5
Totals	40-40	1183	29.6	173	449	.385	44	134	.328	145	197	.736	60	108	168	4.2	114	3	113	122	24	55	535	13.4

CAREER SEC STATISTICS

Season	GP-GS	Min	Avg	FG	FGA	Pct	3FG	3FGA	Pct	FT	FTA	Pct	Off	Def	Tot	Avg	PF	FO	Ast	TO	Blk	Stl	Pts	Avg
2014	18-18	597	33.2	90	229	.393	21	60	.350	79	105	.752	29	56	85	4.7	55	2	72	75	13	21	280	15.6



#1 MARCUS STROMAN

FRESHMAN | GUARD | 6'2" | 183 | HS

COLUMBIA, S.C./KEENAN

SEASON NOTABLES

- Scored five points in exhibition win vs. Benedict, adding three assists
- Commanded the offense in his first regular season game, scoring six points with six assists and two steals in 25 minutes, all while committing zero turnovers.
- Led the bench scoring with 10 points, adding five rebounds and three assists against Baylor
- Picked up three steals and scored six points with three assists against Cornell
- Stacked the box score with nine points, six rebounds and four assists against Akron
- Scored seven points with six assists and four rebounds in a win over UNC Asheville

STROMAN'S SUPERLATIVES

POINTS

10, vs. Baylor (Nov. 18, 2014)

FIELD GOALS

4, vs. Akron (Nov. 23, 2014)

FIELD GOAL ATTEMPTS

7, twice, last vs. Akron (Nov. 23, 2014)

3-POINT FIELD GOALS

1, vs. Baylor (Nov. 18, 2014)

3-POINT FIELD GOAL ATTEMPTS

3, vs. Baylor (Nov. 18, 2014)

FREE THROWS

4, vs. Cornell (Nov. 20, 2014)

FREE THROW ATTEMPTS

6, vs. Cornell (Nov. 20, 2014)

REBOUNDS

6, vs. Akron (Nov. 23, 2014)

ASSISTS

6, twice, last vs. UNC Asheville (Nov. 26, 2014)

BLOCKS

1, vs. Baylor (Nov. 18, 2014)

STEALS

3, vs. Cornell (Nov. 20, 2014)

MINUTES PLAYED

27, vs. Baylor (Nov. 18, 2014)

2014-15

Opponent	Date	GS	Min	FG-FGA	Pct	3FG-FGA	Pct	FT-FTA	Pct	Off	Def	Tot	Avg	PF	FO	A	TO	Blk	Stl	Pts	Avg
North Florida	11/14/14	25	3-7	.429	0-1	.000	0-0	.000	0	3	3	3.0	1	0	6	0	0	2	6	6.0	
Baylor	11/18/14	27	3-6	.500	1-3	.333	3-4	.750	2	3	5	4.0	1	0	3	1	1	1	10	8.0	
vs. Cornell	11/20/14	25	1-6	.167	0-1	.000	4-6	.667	0	1	1	3.0	1	0	3	2	0	3	6	7.3	
vs. Charlotte	11/21/14	22	1-2	.500	0-0	.000	2-2	1.000	0	3	3	3.0	3	0	4	1	0	1	4	6.5	
vs. Akron	11/23/14	26	4-7	.571	0-0	.000	1-2	.500	2	4	6	3.6	3	0	4	3	0	0	9	7.0	
UNC Asheville	11/26/14	25	2-3	.667	0-0	.000	3-3	1.000	0	4	4	3.7	3	0	6	5	0	1	7	7.0	
at Marshall	12/1/14																				
Oldahoma State	12/6/14																				
Clemson	12/19/14																				
Coker	12/21/14																				
NA&T	12/30/14																				
vs. Iowa State	1/3/15																				
Florida	1/7/15																				
at Ole Miss	1/10/15																				
Alabama	1/13/15																				
at Auburn	1/17/15																				
Tennessee	1/20/15																				
Kentucky	1/24/15																				
at LSU	1/28/15																				
Georgia	1/31/15																				
at Arkansas	2/3/15																				
at Vanderbilt	2/7/15																				
Missouri	2/10/15																				
at Kentucky	2/14/15																				
at Georgia	2/17/15																				
Texas A&M	2/21/15																				
at Alabama	2/24/15																				
Mississippi State	2/28/15																				
Arkansas	3/5/15																				
at Tennessee	3/7/15																				

CAREER STATISTICS

Season	GP-GS	Min	Avg	FG	FGA	Pct	3FG	3FGA	Pct	FT	FTA	Pct	Off	Def	Tot	Avg	PF	FO	Ast	TO	Blk	Stl	Pts	Avg
2014-15	6-0	150	25.0	14	31	.452	1	5	.200	13	17	.765	4	18	22	3.7	12	0	26	12	1	8	42	7.0

CAREER SEC STATISTICS

Season	GP-GS	Min	Avg	FG	FGA	Pct	3FG	3FGA	Pct	FT	FTA	Pct	Off	Def	Tot	Avg	PF	FO	Ast	TO	Blk	Stl	Pts	Avg
2015																								

THE LAST TIME IN SOUTH CAROLINA BASKETBALL ...

AN INDIVIDUAL ...

Scored 20 or more points:	South Carolina: Sindarius Thornwell (20), vs. Charlotte Nov. 21, 2014 in Charleston, S.C. Opponent: Andrew Rowsey (30), UNC Asheville, Nov. 26, 2014 in Columbia, S.C.
Scored 30 or more points:	South Carolina: Brenton Williams (32) at Missouri, Jan. 25, 2014 in Columbia, Mo. Opponent: Andrew Rowsey (30), UNC Asheville, Nov. 26, 2014 in Columbia, S.C.
Scored 35 or more points:	South Carolina: Brenton Williams (38) vs. Miss. State, March 6, 2013 in Columbia, S.C. Opponent: Michael Frazier II (37), Florida , March 4, 2014 in Columbia, S.C.
Scored 40 or more points:	South Carolina: N/A thru 1992-93 season Opponent: Austin Carr (43), Notre Dame, Dec. 30, 1969 in New Orleans, La.
Collected 20 or more rebounds:	South Carolina: Emmett Hall (23), vs. College of Charleston, Dec. 22, 1993 in Columbia, S.C. Opponent: Ekpe Udoh (20), Baylor , Jan. 2, 2010 in Columbia, S.C.
Collected 15 or more rebounds:	South Carolina: Lakeem Jackson (15), vs. UALR, Nov. 25, 2012 in Puerto Vallarta, Mexico Opponent: Julius Randle (15), Kentucky, March 1, 2014 in Columbia, S.C.
Made 12 or more field goals:	South Carolina: Devan Downey (12) vs. Georgia, Jan. 30, 2010 in Columbia, S.C. Opponent: Michael Frazier II (12), Florida, March 4, 2014 in Columbia, S.C.
Made 10 or more field goals:	South Carolina: Brenton Williams (11), at Arkansas, Feb. 19, 2014 in Fayetteville, Ark. Opponent: Elston Turner (10), Texas A&M, March 2, 2013 in College Station, Texas
Attempted 20 or more field goals:	South Carolina: Sindarius Thornwell (24), vs. Charlotte Nov. 21, 2014 in Charleston, S.C. Opponent: Michael Frazier II (21), Florida, March 4, 2014 in Columbia, S.C.
Attempted 25 or more field goals:	South Carolina: Devan Downey, 25, at Kentucky, Feb. 25, 2010 in Lexington, Ky. Opponent: Kemmy Burgess (Alaska-Anchorage), 26, Nov. 24, 2005 in Anchorage, Alaska
Dished 10 or more assists:	South Carolina: Devan Downey, 11, vs. LSU, March 13, 2008 in Atlanta, Ga. Opponent: 11, Dee Bost, Mississippi State, Feb. 29, 2012 in Columbia, S.C.
Swiped 5 or more steals:	South Carolina: Sindarius Thornwell, 6 vs. UNC Asheville, Nov. 26, 2014 in Columbia, S.C. Opponent: 5, Allen Payne, Auburn, Feb. 26, 2014 in Auburn, Ala.
Blocked 5 or more shots:	South Carolina: Damontre Harris, 5, vs. Georgia, Feb. 15, 2012 in Columbia, S.C. Opponent: Damian Jones (7), Vanderbilt, Feb. 13, 2014 in Columbia, S.C.
Made 5 or more 3-point field goals:	South Carolina: Brenton Williams (5), at Auburn, Feb. 26, 2014 in Auburn, Ala. Opponent: Andrew Rowsey (30), UNC Asheville, Nov. 26, 2014 in Columbia, S.C.
Attempted 8 or more 3-point field goals:	South Carolina: Sindarius Thornwell (10), vs. Charlotte Nov. 21, 2014 in Charleston, S.C. Opponent: Andrew Rowsey (30), UNC Asheville, Nov. 26, 2014 in Columbia, S.C.
Made 10 or more free throws:	South Carolina: Brenton Williams (15), vs. Kentucky, March 1, 2014 in Columbia, S.C. Opponent: Anthony Perez (10), Ole Miss, Jan. 18, 2014 in Columbia, S.C.
Attempted 15 or more free throws:	South Carolina: Brenton Williams (16) vs. Kentucky, March 1, 2014 in Columbia, S.C. Opponent: Shawn Smith (15), Marshall (Dec. 30, 2013) in Columbia, S.C.
Played all 40 minutes of regulation:	South Carolina: Brenton Williams, at Mississippi State, March 8, 2014 in Starkville, Miss. Opponent: Frank Sullivan, Auburn, Jan. 12, 2013 in Columbia, S.C.
A player hit a last-second shot (within 3 seconds) to win a game:	South Carolina: Bruce Ellington vs. Alabama, Jan. 25, 2012 in Columbia, S.C. Opponent: Brian Bryant, Mississippi State, Feb. 29, 2012 in Columbia, S.C.
A player had a double-double:	South Carolina: Laimonas Chatkevicius (17 points, 13 rebounds), UNC Asheville, Nov. 26, 2014 in Columbia, S.C. Opponent: Julius Randle (10 points, 15 rebounds), Kentucky, March 1, 2014 in Columbia, S.C.
Two or more players had a double-double:	S. Carolina: Michael Carrera (23 points, 10 rebounds) and Lakeem Jackson (11 points, 11 rebounds) at LSU, Jan. 16, 2013 in Baton Rouge, La. Opponent: Alex Oriakhi (18 points, 11 rebounds), Earnest Ross (21 points, 10 rebounds) Missouri, Jan. 22, 2013 in Columbia, Mo.
A player had a triple-double:	South Carolina: Sam Muldrow (16 points, 14 rebounds, 10 blocks) vs. Vanderbilt, Jan. 8, 2011 in Columbia, S.C. *** Only second triple-double in South Carolina history (Chuck Eidson (25 points, 10 rebounds, 10 assists) vs. SC State, Nov. 29, 2002 in Columbia, S.C. Opponent: Daniel Hackett (Southern California - 22 points, 10 rebounds, 10 assists), Nov. 17, 2007 in Columbia, S.C.
Scored 30 or more points in back-to-back games:	South Carolina: Devan Downey, 30 vs. Kentucky, Jan. 26, 2010 in Columbia, S.C. 33 vs. Georgia, Jan. 30, 2010, in Columbia, S.C.
Scored 25 or more points in back-to-back games:	South Carolina: Devan Downey, 33 vs. Georgia, Jan. 30, 2010, in Columbia, S.C. 26 at Tennessee, Feb. 6, 2010 in Knoxville, Tenn.

A TEAM...

Scored 100 or more points:	South Carolina: 103 vs. The Citadel, Nov. 12, 2007 in Columbia, S.C. Opponent: 107, Vanderbilt, Feb. 17, 1996 in Nashville, Tenn.
Scored 50 points or less:	South Carolina: 46, vs. Florida, March 4, 2014 in Columbia S.C. Opponent: 44, Longwood, Nov. 9, 2013 in Columbia, S.C.
Scored 50 points in a half:	South Carolina: 52 (2nd half) vs. UNC Asheville Nov. 26, 2014 in Columbia, S.C. Opponent: 52 (2nd half) vs. Georgia Jan. 22, 2014 in Athens, Ga.
Failed to score 25 points in a half:	South Carolina: 20 (2nd half), vs. Florida, March 4, 2014 in Columbia, S.C. Opponent: 19 (1st half), Alabama, Feb. 15, 2014 in Columbia, S.C.

Collected 50 or more rebounds:	South Carolina: 50, vs. Longwood, Nov. 9, 2013 in Columbia, S.C. Opponent: 52, WKU, Nov. 27, 2010 in Bowling Green, Ky.
Shot 60% or better from the field:	South Carolina: 60.8% (31-51) at Western Carolina, Nov. 18, 2005 in Cullowhee, N.C. Opponent: 69.6% (32-46) Missouri, Feb. 28, 2013 in Columbia, S.C.
Shot 50% or better from the field:	South Carolina: 51.7% (31-60), vs. UNC Asheville, Nov. 26, 2014 in Columbia, S.C. Opponent: 52.1% (25-48) Auburn, Feb. 26, 2014 in Auburn, Ala.
Shot less than 30% from the field:	South Carolina: 26.3% (15-57), vs. Georgia, Feb. 22, 2014 in Columbia, S.C. Opponent: 26.9% (14-52), Kentucky, March 1, 2014 in Columbia, S.C.
Shot 50% or better from 3-point range (at least 10 attempts):	South Carolina: 73.3% (11-15), vs. Auburn, March 12, Atlanta, Ga. Opponent 51.7% (15-29), UNC Asheville, Nov. 26, 2014 in Columbia, S.C.
Shot 20% or less from 3-point range (at least 10 attempts):	South Carolina: 20.0% (2-10), Akron, Nov. 23, 2013 in Charleston, S.C. Opponent: 20.0 % (4-20), Akron, Nov. 23, 2014 in Charleston, S.C.
Dished 20 or more assists:	South Carolina: 20, vs. Akron, Dec. 28, 2013, in Columbia, S.C. Opponent: 21, Georgia, Jan. 22, 2014 in Athens, Ga.
Made 35 or more shots:	South Carolina: 35 vs. Elon, Nov. 19, 2010 in Columbia, S.C. Opponent: 35, vs. Tennessee, March 5, 2009 in Columbia, S.C.
Attempted 80 or more shots:	South Carolina: 83 vs. WKU Nov. 27, 2010 in Bowling Green, Ky. Opponent: 83, LSU, Feb. 10, 1996 in Columbia, S.C.
Attempted 70 or more shots:	South Carolina: 72, vs. Providence, Dec. 1, 2011 in Columbia, S.C. Opponent: 79, WKU, Nov. 27, 2010 in Bowling Green, Ky.
Made 10 or more 3-pointers:	South Carolina: 11 vs. Auburn, March 12, 2014 in Atlanta, Ga. Opponent: 15, UNC Asheville, Nov. 26, 2014 in Columbia, S.C.
Did not make a 3-pointer:	South Carolina: 0, vs. Milwaukee, Nov. 11, 2012 in Columbia, S.C. Opponent: 0, Miss. State, Jan. 9, 2013 in Starkville, Miss.
Attempted 30 or more 3-pointers:	South Carolina: 31 vs. Alabama, Jan. 25, 2012 in Columbia, S.C. Opponent: 32, North Florida, Nov. 14, 2014 in Columbia, S.C.
Attempted 25 or more 3-pointers:	South Carolina: 27 vs. Rider, Nov. 19, 2012 in Columbia, S.C. Opponent: 29, UNC Asheville, Nov. 26, 2014 in Columbia, S.C.
Made 30 or more free throws:	South Carolina: 30 vs. Arkansas, March 13, 2014 in Atlanta, Ga. Opponent: 33, Kentucky, March 1, 2014 in Columbia, S.C.
Attempted 40 or more free throws:	South Carolina: 41 vs. Arkansas, March 13, 2014 in Atlanta, Ga. Opponent: 42, Kentucky, March 1, 2014 in Columbia, S.C.
Swiped 15 or more steals:	South Carolina: 15 vs. Vanderbilt, Jan. 16, 2010 in Columbia, S.C. Opponent: 17, Florida, March 4, 2014 in Columbia, S.C.
Blocked 12 or more shots:	South Carolina: 12, vs. Vanderbilt, Jan. 8, 2011 in Columbia, S.C. Opponent: 12, Clemson, Nov. 17, 2013 in Clemson, S.C.
Blocked 8 or more shots:	South Carolina: 10, vs. UNC Asheville, Nov. 26, 2014 in Columbia, S.C. Opponent: 9, Auburn, March 12, Atlanta, Ga.
Won by 30 or more points:	South Carolina: 38, vs. Longwood, Nov. 9, 2013 in Columbia, S.C. Opponent: 39, Florida, Jan. 30, 2013 in Gainesville, Fla.
Won by 20 or more points:	South Carolina: 25, vs. North Florida, Nov. 14, 2014 in Columbia, S.C. Opponent: 26, Florida, March 4, 2014 in Columbia, S.C.
Played a single overtime game:	Win: 82-73 at LSU, Jan. 16, 2013 in Baton Rouge, La. Loss: 62-54 at Georgia, Feb. 23, 2013 in Athens, Ga.
Played a double overtime game:	Win: 87-85 vs. WKU, Nov. 27, 2010 in Bowling Green, Ky. Loss: 98-88 vs. Louisville, Feb. 20, 1988 in Columbia, S.C.
South Carolina played a No. 1 Team in the country:	Win: 68-62 vs. Kentucky, Jan. 26, 2010 in Columbia, S.C. Loss: 72-46 loss vs. Florida, March. 4, 2014 in Columbia, S.C.
South Carolina played a top-5 opponent:	Win: 68-62 vs. No. 1/1 Kentucky, Jan. 26, 2010 in Columbia, S.C. Loss: 75-36 loss to No. 4/4 Florida, Jan. 30, 2013 in Gainesville, Fla.
South Carolina played a top-10 opponent:	Win: 68-62 vs. No. 1/1 Kentucky, Jan. 26, 2010 in Columbia, S.C. Loss: 74-58 at No. 10/11 Florida, Jan. 8, 2014 in Gainesville, Fla.
South Carolina played a top-25 opponent:	Win: 72-67 win over No. 17/15 Kentucky, March 1, 2014 in Columbia, S.C. Loss: 79-52 at No. 9/11 Oklahoma State, Dec. 6, 2013 in Stillwater, Okla.
South Carolina defeated a ranked opponent:	Home: Win: 72-67 win over No. 17/15 Kentucky, March 1, 2014 in Columbia, S.C. <u>Away: 77-73 at No. 13/19 Vanderbilt, March 6, 2010 in Nashville, Tenn.</u> SEC Home: Win: 72-67 win over No. 17/15 Kentucky, March 1, 2014 in Columbia, S.C. SEC Away: 77-73 at No. 13/19 Vanderbilt, March 6, 2010 in Nashville, Tenn. Non-conference away: 85-84 at No. 19/20 Baylor, Jan. 2, 2009 in Waco, Texas
A South Carolina win opened the season:	Home: 81-56, vs. North Florida, Nov. 14, 2014 in Columbia, S.C. Away: 81-63 win at Western Carolina, Nov. 12, 2005 in Cullowhee, N.C. Neutral: 74-61 win vs. Chaminade, Nov. 19, 2001 in Maui, Hawaii (Maui Invite)
South Carolina opened SEC play:	Home: 83-75 win vs. No. 22/24 Vanderbilt, Jan. 8, 2011 in Columbia, S.C. Away: 74-58 loss at No. 10/11 Florida, Jan. 8, 2014 in Gainesville, Fla.



South Carolina Basketball

South Carolina Combined Team Statistics (as of Nov 26, 2014)

All games

RECORD:	OVERALL	HOME	AWAY	NEUTRAL
ALL GAMES	3-3	2-1	0-0	1-2
CONFERENCE	0-0	0-0	0-0	0-0
NON-CONFERENCE	3-3	2-1	0-0	1-2

##	Player	gp-gs	min	avg	Total		3-Point		F-Throw		Rebounds				pf	dq	a	to	blk	stl	pts	avg
					fg-fga	fg%	3fg-fga	3fg%	ft-fa	ft%	off	def	tot	avg								
00	THORNWELL, Sindari	6-6	176	29.3	30-79	.380	7-34	.206	14-19	.737	12	17	29	4.8	14	1	12	16	3	15	81	13.5
04	JOHNSON, Tyrone	6-6	160	26.7	21-49	.429	5-16	.313	12-17	.706	2	15	17	2.8	11	0	20	11	3	9	59	9.8
14	CHATKEVICIUS, L.	6-1	119	19.8	21-42	.500	2-3	.667	11-13	.846	12	30	42	7.0	7	0	5	11	8	0	55	9.2
10	NOTICE, Duane	6-6	155	25.8	15-36	.417	5-13	.385	12-16	.750	1	10	11	1.8	9	0	19	9	1	6	47	7.8
01	STROMAN, Marcus	6-0	150	25.0	14-31	.452	1-5	.200	13-17	.765	4	18	22	3.7	12	0	26	12	1	8	42	7.0
21	HENRY, Demetrius	6-6	130	21.7	17-36	.472	0-0	.000	6-9	.667	10	19	29	4.8	22	1	1	7	6	0	40	6.7
25	KACINAS, Mindaugas	6-0	123	20.5	15-27	.556	1-4	.250	9-10	.900	21	18	39	6.5	12	0	1	7	3	2	40	6.7
24	CARRERA, Michael	5-5	97	19.4	13-28	.464	2-5	.400	8-14	.571	6	12	18	3.6	12	1	3	5	5	1	36	7.2
20	MCKIE, Justin	4-0	32	8.0	5-11	.455	4-8	.500	5-6	.833	2	3	5	1.3	4	0	1	0	0	0	19	4.8
35	STEELE, Brian	5-0	49	9.8	3-14	.214	3-11	.273	0-0	.000	0	7	7	1.4	4	0	3	2	0	3	9	1.8
15	THEUS JR., Reggie	4-0	9	2.3	1-1	1.000	0-0	.000	0-0	.000	0	0	0	0.0	0	0	0	2	0	3	2	0.5
Team											11	10	21					2				
Total.....		6	1200		155-354	.438	30-99	.303	90-121	.744	81	159	240	40.0	107	3	91	84	30	47	430	71.7
Opponents.....		6	1200		120-318	.377	46-136	.338	92-124	.742	55	133	188	31.3	114	-	49	97	26	37	378	63.0

TEAM STATISTICS	SC	OPP
SCORING	430	378
Points per game	71.7	63.0
Scoring margin	+8.7	-
FIELD GOALS-ATT	155-354	120-318
Field goal pct	.438	.377
3 POINT FG-ATT	30-99	46-136
3-point FG pct	.303	.338
3-pt FG made per game	5.0	7.7
FREE THROWS-ATT	90-121	92-124
Free throw pct	.744	.742
F-Throws made per game	15.0	15.3
REBOUNDS	240	188
Rebounds per game	40.0	31.3
Rebounding margin	+8.7	-
ASSISTS	91	49
Assists per game	15.2	8.2
TURNOVERS	84	97
Turnovers per game	14.0	16.2
Turnover margin	+2.2	-
Assist/turnover ratio	1.1	0.5
STEALS	47	37
Steals per game	7.8	6.2
BLOCKS	30	26
Blocks per game	5.0	4.3
ATTENDANCE	32094	6470
Home games-Avg/Game	3-10698	0-0
Neutral site-Avg/Game	-	3-2157

Date	Opponent		Score	Att.
11/14/14	UNF	W	81-56	10473
! 11/18/14	BAYLOR	L	65-69	13291
& 11/20/14	vs Cornell	W	69-45	2517
& 11/21/14	vs Charlotte	L	63-65	2430
\$ 11/23/14	vs Akron	L	63-68	1523
11/26/14	UNC ASHEVILLE	W	89-75	8330

& - Charleston Classic (Charleston, S.C.)

! - ESPN College Hoops Tip-Off Marathon (Columbia, S.C.)

* = Conference game

Score by Periods	1st	2nd	Totals
South Carolina	208	222	430
Opponents	166	212	378



South Carolina Basketball
South Carolina Team Game-by-Game Comparison (as of Nov 29, 2014)
All games

Opponent	1st	2nd	Score	Mar	Total FG	FG Pct	3-Pointers	3FG Pct	Free Throws	FT Pct	Rebounds	Assist	T/Over	Block	Steal	Fouls
UNF	48/27	33/29	81-56	+25	29-57/18-53	.509/.340	4-11/10-32	.364/.313	19-26/10-16	.731/.625	42/28 +14	19/9	9/15	3/5	7/2	15/22
BAYLOR	27/30	38/39	65-69	(4)	22-54/21-47	.407/.447	5-21/6-18	.238/.333	16-19/21-26	.842/.808	33/29 +4	11/10	10/11	3/1	4/6	21/20
Cornell	35/21	34/24	69-45	+24	22-58/14-52	.379/.269	8-22/5-20	.364/.250	17-21/12-16	.810/.750	44/32 +12	16/6	11/17	5/6	10/6	15/19
Charlotte	36/29	27/36	63-65	(2)	26-61/23-53	.426/.434	3-18/6-17	.167/.353	8-9/13-19	.889/.684	37/32 +5	13/6	17/17	7/5	6/6	21/13
Akron	25/30	38/38	63-68	(5)	25-64/21-50	.391/.420	2-10/4-20	.200/.200	11-20/22-27	.550/.815	45/32 +13	11/6	17/15	2/6	8/6	20/19
UNC ASHEVILLE	37/29	52/46	89-75	+14	31-60/23-63	.517/.365	8-17/15-29	.471/.517	19-26/14-20	.731/.700	39/35 +4	21/12	20/22	10/3	12/11	15/21

Note: Game totals are displayed in the format TEAM/OPPONENT for each category



South Carolina Basketball
South Carolina Category Leaders (as of Nov 29, 2014)
All games

Points	G	Pts	Pts/G
THORNWELL, Sindarius	6	81	13.5
JOHNSON, Tyrone	6	59	9.8
CHATKEVICIUS, L.	6	55	9.2
NOTICE, Duane	6	47	7.8
STROMAN, Marcus	6	42	7.0
HENRY, Demetrius	6	40	6.7
KACINAS, Mindaugas	6	40	6.7
CARRERA, Michael	5	36	7.2
MCKIE, Justin	4	19	4.8
STEELE, Brian	5	9	1.8
THEUS JR., Reggie	4	2	0.5

FG Percentage	FG	Att	Pct
THEUS JR., Reggie	1	1	1.000
KACINAS, Mindaugas	15	27	.556
CHATKEVICIUS, L.	21	42	.500
HENRY, Demetrius	17	36	.472
CARRERA, Michael	13	28	.464
MCKIE, Justin	5	11	.455
STROMAN, Marcus	14	31	.452
JOHNSON, Tyrone	21	49	.429
NOTICE, Duane	15	36	.417
THORNWELL, Sindarius	30	79	.380
STEELE, Brian	3	14	.214

3-Point Percentage	3FG	Att	Pct
CHATKEVICIUS, L.	2	3	.667
MCKIE, Justin	4	8	.500
CARRERA, Michael	2	5	.400
NOTICE, Duane	5	13	.385
JOHNSON, Tyrone	5	16	.313
STEELE, Brian	3	11	.273
KACINAS, Mindaugas	1	4	.250
THORNWELL, Sindarius	7	34	.206
STROMAN, Marcus	1	5	.200

Free Throw Percent	FG	Att	Pct
KACINAS, Mindaugas	9	10	.900
CHATKEVICIUS, L.	11	13	.846
MCKIE, Justin	5	6	.833
STROMAN, Marcus	13	17	.765
NOTICE, Duane	12	16	.750
THORNWELL, Sindarius	14	19	.737
JOHNSON, Tyrone	12	17	.706
HENRY, Demetrius	6	9	.667
CARRERA, Michael	8	14	.571

Scoring Average	G	Pts	Avg/G
THORNWELL, Sindarius	6	81	13.5
JOHNSON, Tyrone	6	59	9.8
CHATKEVICIUS, L.	6	55	9.2
NOTICE, Duane	6	47	7.8
CARRERA, Michael	5	36	7.2
STROMAN, Marcus	6	42	7.0
HENRY, Demetrius	6	40	6.7
KACINAS, Mindaugas	6	40	6.7
MCKIE, Justin	4	19	4.8
STEELE, Brian	5	9	1.8
THEUS JR., Reggie	4	2	0.5

Field Goal Attempts	G	Att	Att/G
THORNWELL, Sindarius	6	79	13.2
JOHNSON, Tyrone	6	49	8.2
CHATKEVICIUS, L.	6	42	7.0
HENRY, Demetrius	6	36	6.0
NOTICE, Duane	6	36	6.0

Field Goals Made	G	Made	Made/G
THORNWELL, Sindarius	6	30	5.0
JOHNSON, Tyrone	6	21	3.5
CHATKEVICIUS, L.	6	21	3.5
HENRY, Demetrius	6	17	2.8
KACINAS, Mindaugas	6	15	2.5
NOTICE, Duane	6	15	2.5

3-Point FG Attempts	G	Att	Att/G
THORNWELL, Sindarius	6	34	5.7
JOHNSON, Tyrone	6	16	2.7
NOTICE, Duane	6	13	2.2
STEELE, Brian	5	11	2.2
MCKIE, Justin	4	8	2.0

3-Point FG Made	G	Made	Made/G
THORNWELL, Sindarius	6	7	1.2
JOHNSON, Tyrone	6	5	0.8
NOTICE, Duane	6	5	0.8
MCKIE, Justin	4	4	1.0
STEELE, Brian	5	3	0.6

Free Throw Attempts	G	Att	Att/G
THORNWELL, Sindarius	6	19	3.2
STROMAN, Marcus	6	17	2.8
JOHNSON, Tyrone	6	17	2.8
NOTICE, Duane	6	16	2.7
CARRERA, Michael	5	14	2.8

Free Throws Made	G	Made	Made/G
THORNWELL, Sindarius	6	14	2.3
STROMAN, Marcus	6	13	2.2
NOTICE, Duane	6	12	2.0
JOHNSON, Tyrone	6	12	2.0
CHATKEVICIUS, L.	6	11	1.8



South Carolina Basketball
South Carolina Category Leaders (as of Nov 29, 2014)
All games

Rebounds	G	Reb	Reb/G
CHATKEVICIUS, L.	6	42	7.0
KACINAS, Mindaugas	6	39	6.5
THORNWELL, Sindarius	6	29	4.8
HENRY, Demetrius	6	29	4.8
STROMAN, Marcus	6	22	3.7

Rebound Average	G	Reb	Avg/G
CHATKEVICIUS, L.	6	42	7.0
KACINAS, Mindaugas	6	39	6.5
THORNWELL, Sindarius	6	29	4.8
HENRY, Demetrius	6	29	4.8
STROMAN, Marcus	6	22	3.7

Offensive Rebounds	G	No.	Avg/G
KACINAS, Mindaugas	6	21	3.5
CHATKEVICIUS, L.	6	12	2.0
THORNWELL, Sindarius	6	12	2.0
HENRY, Demetrius	6	10	1.7
CARRERA, Michael	5	6	1.2

Defensive Rebounds	G	No.	Avg/G
CHATKEVICIUS, L.	6	30	5.0
HENRY, Demetrius	6	19	3.2
STROMAN, Marcus	6	18	3.0
KACINAS, Mindaugas	6	18	3.0
THORNWELL, Sindarius	6	17	2.8

Fouls	G	No.	Per/G
HENRY, Demetrius	6	22	3.7
THORNWELL, Sindarius	6	14	2.3
KACINAS, Mindaugas	6	12	2.0
STROMAN, Marcus	6	12	2.0
CARRERA, Michael	5	12	2.4

Foulsouts	G	No.
CARRERA, Michael	5	1
THORNWELL, Sindarius	6	1
HENRY, Demetrius	6	1

Assists	G	No.	Ast/G
STROMAN, Marcus	6	26	4.3
JOHNSON, Tyrone	6	20	3.3
NOTICE, Duane	6	19	3.2
THORNWELL, Sindarius	6	12	2.0
CHATKEVICIUS, L.	6	5	0.8

Steals	G	No.	Stl/G
THORNWELL, Sindarius	6	15	2.5
JOHNSON, Tyrone	6	9	1.5
STROMAN, Marcus	6	8	1.3
NOTICE, Duane	6	6	1.0
THEUS JR., Reggie	4	3	0.8
STEELE, Brian	5	3	0.6

Blocked Shots	G	No.	Blk/G
CHATKEVICIUS, L.	6	8	1.3
HENRY, Demetrius	6	6	1.0
CARRERA, Michael	5	5	1.0
KACINAS, Mindaugas	6	3	0.5
JOHNSON, Tyrone	6	3	0.5
THORNWELL, Sindarius	6	3	0.5

Minutes	G	No.	Min/G
THORNWELL, Sindarius	6	176	29.3
JOHNSON, Tyrone	6	160	26.7
NOTICE, Duane	6	155	25.8
STROMAN, Marcus	6	150	25.0
HENRY, Demetrius	6	130	21.7

Turnovers	G	No.	TO/G
THORNWELL, Sindarius	6	16	2.7
STROMAN, Marcus	6	12	2.0
CHATKEVICIUS, L.	6	11	1.8
JOHNSON, Tyrone	6	11	1.8
NOTICE, Duane	6	9	1.5



South Carolina Basketball
South Carolina Team High/Low Analysis (as of Nov 29, 2014)
All games

South Carolina - TEAM GAME HIGHS

POINTS	89	UNC ASHEVILLE (11/26/14)
	81	UNF (11/14/14)
	69	vs Cornell (11/20/14)
	65	BAYLOR (11/18/14)
	63	vs Akron (11/23/14)
	63	vs Charlotte (11/21/14)
FIELD GOALS MADE	31	UNC ASHEVILLE (11/26/14)
	29	UNF (11/14/14)
FIELD GOAL ATTEMPTS	64	vs Akron (11/23/14)
	61	vs Charlotte (11/21/14)
FIELD GOAL PERCENTAGE	.517 (31-60)	UNC ASHEVILLE (11/26/14)
	.509 (29-57)	UNF (11/14/14)
3 PT FIELD GOALS MADE	8	UNC ASHEVILLE (11/26/14)
	8	vs Cornell (11/20/14)
3 PT FG ATTEMPTS	22	vs Cornell (11/20/14)
	21	BAYLOR (11/18/14)
3 PT FG PERCENTAGE	.471 (8-17)	UNC ASHEVILLE (11/26/14)
	.364 (8-22)	vs Cornell (11/20/14)
	.364 (4-11)	UNF (11/14/14)
FREE THROWS MADE	19	UNC ASHEVILLE (11/26/14)
	19	UNF (11/14/14)
FREE THROW ATTEMPTS	26	UNC ASHEVILLE (11/26/14)
	26	UNF (11/14/14)
FREE THROW PERCENTAGE	.889 (8-9)	vs Charlotte (11/21/14)
	.842 (16-19)	BAYLOR (11/18/14)
REBOUNDS	45	vs Akron (11/23/14)
	44	vs Cornell (11/20/14)
ASSISTS	21	UNC ASHEVILLE (11/26/14)
	19	UNF (11/14/14)
STEALS	12	UNC ASHEVILLE (11/26/14)
	10	vs Cornell (11/20/14)
BLOCKED SHOTS	10	UNC ASHEVILLE (11/26/14)
	7	vs Charlotte (11/21/14)
TURNOVERS	20	UNC ASHEVILLE (11/26/14)
	17	vs Akron (11/23/14)
	17	vs Charlotte (11/21/14)
FOULS	21	vs Charlotte (11/21/14)
	21	BAYLOR (11/18/14)



South Carolina Basketball
South Carolina High/Low Analysis (as of Nov 29, 2014)
All games

Opponent - GAME HIGHS

POINTS	75	UNC ASHEVILLE (11/26/14)
	69	BAYLOR (11/18/14)
	68	vs Akron (11/23/14)
	65	vs Charlotte (11/21/14)
	56	UNF (11/14/14)
FIELD GOALS MADE	23	UNC ASHEVILLE (11/26/14)
	23	vs Charlotte (11/21/14)
FIELD GOAL ATTEMPTS	63	UNC ASHEVILLE (11/26/14)
	53	vs Charlotte (11/21/14)
	53	UNF (11/14/14)
FIELD GOAL PERCENTAGE	.447 (21-47)	BAYLOR (11/18/14)
	.434 (23-53)	vs Charlotte (11/21/14)
3 PT FIELD GOALS MADE	15	UNC ASHEVILLE (11/26/14)
	10	UNF (11/14/14)
3 PT FG ATTEMPTS	32	UNF (11/14/14)
	29	UNC ASHEVILLE (11/26/14)
3 PT FG PERCENTAGE	.517 (15-29)	UNC ASHEVILLE (11/26/14)
	.353 (6-17)	vs Charlotte (11/21/14)
FREE THROWS MADE	22	vs Akron (11/23/14)
	21	BAYLOR (11/18/14)
FREE THROW ATTEMPTS	27	vs Akron (11/23/14)
	26	BAYLOR (11/18/14)
FREE THROW PERCENTAGE	.815 (22-27)	vs Akron (11/23/14)
	.808 (21-26)	BAYLOR (11/18/14)
REBOUNDS	35	UNC ASHEVILLE (11/26/14)
	32	vs Akron (11/23/14)
	32	vs Charlotte (11/21/14)
	32	vs Cornell (11/20/14)
ASSISTS	12	UNC ASHEVILLE (11/26/14)
	10	BAYLOR (11/18/14)
STEALS	11	UNC ASHEVILLE (11/26/14)
	6	vs Akron (11/23/14)
	6	vs Charlotte (11/21/14)
	6	vs Cornell (11/20/14)
	6	BAYLOR (11/18/14)
BLOCKED SHOTS	6	vs Akron (11/23/14)
	6	vs Cornell (11/20/14)
TURNOVERS	22	UNC ASHEVILLE (11/26/14)
	17	vs Charlotte (11/21/14)
	17	vs Cornell (11/20/14)
FOULS	22	UNF (11/14/14)
	21	UNC ASHEVILLE (11/26/14)



South Carolina Basketball
South Carolina High/Low Analysis (as of Nov 29, 2014)
All games

South Carolina - GAME LOWS

POINTS	63	vs Charlotte (11/21/14)
	63	vs Akron (11/23/14)
	65	BAYLOR (11/18/14)
	69	vs Cornell (11/20/14)
	81	UNF (11/14/14)
FIELD GOALS MADE	22	BAYLOR (11/18/14)
	22	vs Cornell (11/20/14)
FIELD GOAL ATTEMPTS	54	BAYLOR (11/18/14)
	57	UNF (11/14/14)
FIELD GOAL PERCENTAGE	.379 (22-58)	vs Cornell (11/20/14)
	.391 (25-64)	vs Akron (11/23/14)
3 PT FIELD GOALS MADE	2	vs Akron (11/23/14)
	3	vs Charlotte (11/21/14)
3 PT FG ATTEMPTS	10	vs Akron (11/23/14)
	11	UNF (11/14/14)
3 PT FG PERCENTAGE	.167 (3-18)	vs Charlotte (11/21/14)
	.200 (2-10)	vs Akron (11/23/14)
FREE THROWS MADE	8	vs Charlotte (11/21/14)
	11	vs Akron (11/23/14)
FREE THROW ATTEMPTS	9	vs Charlotte (11/21/14)
	19	BAYLOR (11/18/14)
FREE THROW PERCENTAGE	.550 (11-20)	vs Akron (11/23/14)
	.731 (19-26)	UNF (11/14/14)
	.731 (19-26)	UNC ASHEVILLE (11/26/14)
REBOUNDS	33	BAYLOR (11/18/14)
	37	vs Charlotte (11/21/14)
ASSISTS	11	BAYLOR (11/18/14)
	11	vs Akron (11/23/14)
STEALS	4	BAYLOR (11/18/14)
	6	vs Charlotte (11/21/14)
BLOCKED SHOTS	2	vs Akron (11/23/14)
	3	UNF (11/14/14)
	3	BAYLOR (11/18/14)
TURNOVERS	9	UNF (11/14/14)
	10	BAYLOR (11/18/14)
FOULS	15	UNF (11/14/14)
	15	vs Cornell (11/20/14)
	15	UNC ASHEVILLE (11/26/14)



South Carolina Basketball
South Carolina High/Low Analysis (as of Nov 29, 2014)
All games

Opponent - GAME LOWS

POINTS	45	vs Cornell (11/20/14)
	56	UNF (11/14/14)
	65	vs Charlotte (11/21/14)
	68	vs Akron (11/23/14)
	69	BAYLOR (11/18/14)
FIELD GOALS MADE	14	vs Cornell (11/20/14)
	18	UNF (11/14/14)
FIELD GOAL ATTEMPTS	47	BAYLOR (11/18/14)
	50	vs Akron (11/23/14)
FIELD GOAL PERCENTAGE	.269 (14-52)	vs Cornell (11/20/14)
	.340 (18-53)	UNF (11/14/14)
3 PT FIELD GOALS MADE	4	vs Akron (11/23/14)
	5	vs Cornell (11/20/14)
3 PT FG ATTEMPTS	17	vs Charlotte (11/21/14)
	18	BAYLOR (11/18/14)
3 PT FG PERCENTAGE	.200 (4-20)	vs Akron (11/23/14)
	.250 (5-20)	vs Cornell (11/20/14)
FREE THROWS MADE	10	UNF (11/14/14)
	12	vs Cornell (11/20/14)
FREE THROW ATTEMPTS	16	UNF (11/14/14)
	16	vs Cornell (11/20/14)
FREE THROW PERCENTAGE	.625 (10-16)	UNF (11/14/14)
	.684 (13-19)	vs Charlotte (11/21/14)
REBOUNDS	28	UNF (11/14/14)
	29	BAYLOR (11/18/14)
ASSISTS	6	vs Cornell (11/20/14)
	6	vs Charlotte (11/21/14)
	6	vs Akron (11/23/14)
STEALS	2	UNF (11/14/14)
	6	BAYLOR (11/18/14)
	6	vs Cornell (11/20/14)
	6	vs Charlotte (11/21/14)
	6	vs Akron (11/23/14)
BLOCKED SHOTS	1	BAYLOR (11/18/14)
	3	UNC ASHEVILLE (11/26/14)
TURNOVERS	11	BAYLOR (11/18/14)
	15	UNF (11/14/14)
	15	vs Akron (11/23/14)
FOULS	13	vs Charlotte (11/21/14)
	19	vs Cornell (11/20/14)
	19	vs Akron (11/23/14)



South Carolina Basketball
South Carolina Player High/Low Analysis (as of Nov 29, 2014)
All games

South Carolina - INDIVIDUAL GAME HIGHS

Points	21		JOHNSON, Tyrone vs Baylor (11/18/14)
	20		THORNWELL, Sindarius vs Charlotte (11/21/14)
	17		CHATKEVICIUS, L. vs UNC Asheville (11/26/14)
	16		THORNWELL, Sindarius vs Baylor (11/18/14)
	15		HENRY, Demetrius vs UNC Asheville (11/26/14)
Field Goals Made	9		JOHNSON, Tyrone vs Baylor (11/18/14)
	8		THORNWELL, Sindarius vs Charlotte (11/21/14)
Field Goal Att.	24		THORNWELL, Sindarius vs Charlotte (11/21/14)
	16		JOHNSON, Tyrone vs Baylor (11/18/14)
FG Pct (min 5 made)	1.000	(5-5)	KACINAS, Mindaugas vs Charlotte (11/21/14)
	.714	(5-7)	JOHNSON, Tyrone vs UNF (11/14/14)
3-Point FG Made	3		THORNWELL, Sindarius vs Cornell (11/20/14)
	3		JOHNSON, Tyrone vs Baylor (11/18/14)
3-Point FG Att.	10		THORNWELL, Sindarius vs Charlotte (11/21/14)
	9		JOHNSON, Tyrone vs Baylor (11/18/14)
3-Pt FG Pct (min 2 made)	1.000	(2-2)	CHATKEVICIUS, L. vs UNC Asheville (11/26/14)
	1.000	(2-2)	MCKIE, Justin vs Cornell (11/20/14)
Free Throws Made	5		CHATKEVICIUS, L. vs UNC Asheville (11/26/14)
	5		JOHNSON, Tyrone vs UNC Asheville (11/26/14)
	5		THORNWELL, Sindarius vs Baylor (11/18/14)
Free Throw Att.	7		JOHNSON, Tyrone vs UNC Asheville (11/26/14)
	7		THORNWELL, Sindarius vs Baylor (11/18/14)
FT Pct (min 3 made)	1.000	(4-4)	THORNWELL, Sindarius vs Akron (11/23/14)
	1.000	(4-4)	KACINAS, Mindaugas vs Cornell (11/20/14)
	1.000	(4-4)	CARRERA, Michael vs Baylor (11/18/14)
	1.000	(3-3)	STROMAN, Marcus vs UNC Asheville (11/26/14)
Rebounds	13		CHATKEVICIUS, L. vs UNC Asheville (11/26/14)
	11		KACINAS, Mindaugas vs Cornell (11/20/14)
	11		KACINAS, Mindaugas vs UNF (11/14/14)
Assists	6		JOHNSON, Tyrone vs UNC Asheville (11/26/14)
	6		STROMAN, Marcus vs UNC Asheville (11/26/14)
	6		STROMAN, Marcus vs UNF (11/14/14)
Steals	6		THORNWELL, Sindarius vs UNC Asheville (11/26/14)
	4		JOHNSON, Tyrone vs Akron (11/23/14)
Blocked Shots	3		CHATKEVICIUS, L. vs UNC Asheville (11/26/14)
	3		HENRY, Demetrius vs UNC Asheville (11/26/14)
	3		CHATKEVICIUS, L. vs Charlotte (11/21/14)
Turnovers	7		THORNWELL, Sindarius vs Charlotte (11/21/14)
	5		STROMAN, Marcus vs UNC Asheville (11/26/14)
Fouls	5		THORNWELL, Sindarius vs Baylor (11/18/14)
	5		CARRERA, Michael vs Baylor (11/18/14)
	5		HENRY, Demetrius vs UNF (11/14/14)
Minutes	37		JOHNSON, Tyrone vs Baylor (11/18/14)



South Carolina Basketball
South Carolina Opponent High/Low Analysis (as of Nov 29, 2014)
All games

OPPONENT INDIVIDUAL GAME HIGHS

Points	30	ROWSEY, Andrew vs UNC Asheville (11/26/14)
	21	MOORE, Dallas vs UNF (11/14/14)
	20	Chery, Kenny vs Baylor (11/18/14)
	17	Motley, Johnathan vs Baylor (11/18/14)
	16	ROBOTHAM, Noah vs Akron (11/23/14)
Field Goals Made	10	ROWSEY, Andrew vs UNC Asheville (11/26/14)
	7	MOORE, Dallas vs UNF (11/14/14)
Field Goal Att.	18	ROWSEY, Andrew vs UNC Asheville (11/26/14)
	16	Chery, Kenny vs Baylor (11/18/14)
FG Pct (min 5 made)	.667 (6-9)	Motley, Johnathan vs Baylor (11/18/14)
	.556 (10-18)	ROWSEY, Andrew vs UNC Asheville (11/26/14)
	.556 (5-9)	CLAYTON, Willie vs Charlotte (11/21/14)
3-Point FG Made	6	ROWSEY, Andrew vs UNC Asheville (11/26/14)
	5	ROBERTSON, David vs UNC Asheville (11/26/14)
3-Point FG Att.	12	ROWSEY, Andrew vs UNC Asheville (11/26/14)
	9	ROBERTSON, David vs UNC Asheville (11/26/14)
	9	Chery, Kenny vs Baylor (11/18/14)
3-Pt FG Pct (min 2 made)	1.000 (3-3)	Fallas, JoJo vs Cornell (11/20/14)
	1.000 (2-2)	UBARU, Kem vs UNC Asheville (11/26/14)
Free Throws Made	6	IBITAYO, Deji vs Akron (11/23/14)
	6	CHEATHAM, Jr., Kwan vs Akron (11/23/14)
	6	ROBOTHAM, Noah vs Akron (11/23/14)
	6	HENRY, Pierria vs Charlotte (11/21/14)
Free Throw Att.	8	ROBOTHAM, Noah vs Akron (11/23/14)
	7	HENRY, Pierria vs Charlotte (11/21/14)
	7	BANKS, Romelo vs UNF (11/14/14)
FT Pct (min 3 made)	1.000 (6-6)	CHEATHAM, Jr., Kwan vs Akron (11/23/14)
	1.000 (6-6)	IBITAYO, Deji vs Akron (11/23/14)
	1.000 (5-5)	Miller, Shonn vs Cornell (11/20/14)
	1.000 (5-5)	Motley, Johnathan vs Baylor (11/18/14)
	1.000 (4-4)	MOORE, Dallas vs UNF (11/14/14)
Rebounds	10	UBARU, Kem vs UNC Asheville (11/26/14)
	7	WILLIAMS, Terrence vs Charlotte (11/21/14)
	7	HENRY, Pierria vs Charlotte (11/21/14)
	7	O'Neale, Royce vs Baylor (11/18/14)
Assists	7	O'Neale, Royce vs Baylor (11/18/14)
	3	VANNATTA, Kevin vs UNC Asheville (11/26/14)
	3	ROBERTSON, David vs UNC Asheville (11/26/14)
	3	MACKEY, Trent vs UNF (11/14/14)
Steals	4	ROWSEY, Andrew vs UNC Asheville (11/26/14)
	3	HENRY, Pierria vs Charlotte (11/21/14)
	3	Chery, Kenny vs Baylor (11/18/14)
Blocked Shots	3	CHEATHAM, Jr., Kwan vs Akron (11/23/14)
	3	THORNE JR., Mike vs Charlotte (11/21/14)
Turnovers	8	HENRY, Pierria vs Charlotte (11/21/14)
	7	Cherry, Devin vs Cornell (11/20/14)
Fouls	5	Miller, Shonn vs Cornell (11/20/14)
	5	DAVENPORT, Chris vs UNF (11/14/14)
	5	BEECH, Beau vs UNF (11/14/14)
	5	DANIELS, Demarcus vs UNF (11/14/14)