

SOUTH CAROLINA WOMEN'S BASKETBALL



Be the change.

Game Information

Date: Thursday, February 27, 2014, 7 p.m.
Site: Columbia, S.C. / Colonial Life Arena (18,000)
Tickets: \$7 adult, \$4 youth (17 and under)
TV: None
Radio: 1320 AM The Fan; 107.5 The Game in progress (Brad Muller); GamecocksOnline.com
Live Video: GamecocksOnline.com
Live Stats: GamecocksOnline.com

South Carolina Gamecocks 25-2, 13-1 SEC

Ranking: 4/5 (AP/Coaches)
Head Coach: Dawn Staley
Record at SC: 117-68 (6th)
Career Rec.: 289-148 (14th)
vs. Georgia: 4-7
Top Scorer: Mitchell (15.3 ppg)
Top Rebounder: Coates (7.9 rpg)



Georgia Lady Bulldogs 18-9, 6-8 SEC

Ranking: -/
Head Coach: Andy Landers
Record at UGA: 841-284 (35th)
Career Rec.: 923-305 (39th)
vs. SC: 32-6
Top Scorer: Barbee (13.0 ppg)
Top Rebounder: Barbee (8.3 rpg)

Series History: UGA leads 33-7
In Columbia: UGA leads 14-3
In Athens: UGA leads 15-2
Neutral Site: UGA leads 4-2

2013-14 Schedule

Nov. 1	North Greenville (Exh.)	W, 96-35
Nov. 8	Charleston Southern	W, 99-29
Nov. 10	Louisiana Tech	W, 68-45
Nov. 14	C. of Charleston (FSSO)	W, 81-54
Nov. 17	Seton Hall	W, 88-67
Nov. 20	at Clemson	W, 68-43
Nov. 23	at San Diego State	W, 88-54
Nov. 25	at Southern Cal (Pac-12)	W, 70-50
Dec. 2	NC Central (FSSO)	W, 79-27
Dec. 8	at Charlotte	W, 76-61
<i>Carolinas Challenge</i>		
Dec. 18	vs. #14/13 North Carolina	L, 66-74
Dec. 20	Winthrop	W, 69-61
Dec. 22	SC State (FSSO)	W, 70-26
Dec. 28	Savannah State (FSSO)	W, 82-40
Jan. 2	at Arkansas*	W, 55-51
Jan. 5	Vanderbilt* (ESPNU)	W, 76-66
Jan. 9	#9/10 Kentucky*	W, 68-59
Jan. 12	at Auburn* (SPSO)	W, 72-66
Jan. 16	at #25/21 Texas A&M* (FSW)	L, 65-67 (ot)
Jan. 19	Alabama*	W, 77-51
Jan. 26	at #16/19 Vanderbilt* (ESPN2)	W, 61-57
Jan. 30	Mississippi*	W, 99-70
Feb. 2	Missouri*	W, 78-62
Feb. 6	at Mississippi State*	W, 71-64
Feb. 9	Arkansas* (SECTV)	W, 67-49
Feb. 16	at #19/17 LSU* (ESPN2)	W, 73-57
Feb. 20	at #15/15 Kentucky* (SPSO)	W, 81-58
Feb. 23	Florida* (SPSO)	W, 69-55
Feb. 27	Georgia*	7 p.m.
Mar. 2	at Tennessee* (ESPNU)	2:30 p.m.

* indicates SEC game
 All Times Listed as Eastern and are subject to change
 Television outlet listed in parentheses – FSSO is Fox Sports South/Fox Sports Carolinas; SPSO is SportSouth; FSW is Fox Sports Southwest; SECTV is SEC over-the-air syndicated package













South Carolina Notables

- South Carolina is playing for the outright SEC regular-season title tonight, having clinched a least a share of it on Sunday. It is the program's sixth regular-season conference title, but the first in the SEC.
- The Gamecocks are playing tonight looking for just their first undefeated season at Colonial Life Arena and their second home undefeated season in school history (1978-79, 11-0 at Carolina Coliseum/Sol Blatt P.E. Center). South Carolina's record for home wins in a season is 17 set by the 2001-02 NCAA Elite Eight team at the Coliseum.
- South Carolina leads the SEC and is fourth in the nation with a .488 field goal percentage, but just one Gamecock ranks among the SEC's top 15 in the category thanks to the balance of the South Carolina offense. The SEC and the NCAA require a minimum of five made field goals per game to qualify for the field goal percentage rankings. So, while Aleighsa Welch leads the league and ranks seventh in the nation, shooting 59.0 percent, Tiffany Mitchell's 52.0 percent, which would rank second in the SEC, is three made baskets shy of qualifying.
- The Gamecocks' inside presence has been considerable this season with the three primary post players – Alaina Coates, Elem Ibiam and Aleighsa Welch – accounting for 48. percent of the team's scoring. The Gamecocks have scored 49.3 percent of points this season in the paint.

Tale of the Tape

Georgia				South Carolina			
Overall	SEC Rank	SEC Only	SEC Rank	Overall	SEC Rank	SEC Only	SEC Rank
18-9		6.8		25-2		13-1	
14-2		5-2		15-0		7-0	
3-7		1-6		10-1		6-1	
1-0				0-1			
67.5	11th	.64.4	10th	74.7	4th	72.3	3rd
58.8	4th	.66.6	7th	54.1	2nd	59.4	1st
.421	8th	.405	8th	.487	1st	.482	1st
.372	6th	.417	8th	.342	1st	.346	1st
.297	12th	.280	12th	.362	5th	.387	3rd
.301	5th	.327	10th	.286	3rd	.333	11th
.619	14th	.642	13th	.673	9th	.708	7th
11.2		11.1		18.5		18.4	
40.7	7th	37.3	7th	41.1	5th	41.1	1st
+5.6	3rd	+1.0	5th	+10.6	2nd	+10.0	1st
14.6	9th	12.9	9th	15.4	5th	14.3	4th
+1.2	7th	-0.9	10th	-1.1	13th	-5.9	14th
8.9	6th	7.4	8th	6.4	14th	4.9	T-13th
3.0	11th	2.8	10th	7.2	1st	8.4	1st

2013-14 South Carolina Media Roster

0		<p>India Farmer 6-0 • Freshman • Forward • N. Myrtle Beach, S.C.</p> <p>PPG 0.5 RPG 0.3 APG 0.0 FG% .286 FT% —</p>	<p>LAST GAME: 1 min vs. Florida NOTABLE: Has played in 13 games ... Hit a 3 against Alabama for first SEC pts ... First career points and rebounds against NC Central ... Named Toast of the Coast Player of the Year by <i>The Sun News</i>, earned all-state honors as a senior.</p>	<p>Career Highs Pts: 3, 2x, last vs. Ala., 1/19/14 Reb: 3 vs. NC Central 12/2/13 A: — S: — Min: 11 vs. NC Central 12/2/13</p>
2		<p>Olivia Gaines 5-7 • Junior • Guard • Chester, S.C.</p> <p>PPG 2.4 RPG 1.6 APG 1.2 FG% .541 FT% .750</p>	<p>LAST GAME: 4 pts, 2 rebs, 2 assts vs. Florida NOTABLE: Great spark and rebounding off bench at UK ... Aggressive defender ... Named 2013 Junior/Community College Player of the Year by WBCA ... Helped team to 2013 NJCAA Division II national title.</p>	<p>Career Highs Pts: 7 vs. Savannah St., 12/28/13 Reb: 5 vs. NC Central 12/2/13 A: 5 vs. Char. Sthrn., 11/8/13 S: 3 vs. Char. Sthrn., 11/8/13 Min: 23 vs. Alabama, 1/19/14</p>
5		<p>Khadijah Sessions 5-8 • Sophomore • Guard • Myrtle Beach, S.C. <i>kub-DEE-zhub SESH-uns</i></p> <p>PPG 8.0 RPG 1.4 APG 2.9 FG% .403 FT% .720</p>	<p>LAST GAME: 3 pts, 2 rebs, 2 assts vs. Florida NOTABLE: Assist leader 6x ... has 8 10+ scoring games and 5 games of 5+ assists ... 11th in SEC in FT %age ... 3-of-3 from 3 at UK ... Hit two FTs in final seconds at Vandy and MSU ... Voted a team captain.</p>	<p>Career Highs Pts: 19 vs. Auburn, 2/3/13 Reb: 5 at Florida, 1/20/13 A: 6, 2x, vs. Missouri, 2/2/14 S: 4, 3x, vs. Missouri, 2/2/14 Min: 37 at USC, 11/25/13</p>
12		<p>Wilka Montout 6-3 • Senior • Forward • Cayenne, French Guiana <i>WIL-kub mawn-TOO</i></p> <p>PPG 1.7 RPG 1.8 APG 0.2 FG% .357 FT% .316</p>	<p>LAST GAME: 1 min vs. Florida NOTABLE: Solid play at Vandy during foul trouble for starters ... Hit pair of 3s against Alabama ... Career-high 8 rebs vs CoFC ... Rangy forward who can stretch defenses with her shooting touch.</p>	<p>Career Highs Pts: 12 vs. LA Tech, 11/12/12 Reb: 8 vs. CoFC, 11/14/13 B: 2, 2x, vs. CSU, 11/8/13 S: 1, 4x, vs. CSU, 11/8/13 Min: 24 vs. Sav. State, 11/15/12</p>
15		<p>Tiffany Davis 5-7 • R-Freshman • Guard • Houston, Texas</p> <p>PPG 2.5 RPG 1.1 APG 1.0 FG% .392 FT% .611</p>	<p>LAST GAME: 3 pts, 2 assts vs. Florida NOTABLE: Career-high 11 pts vs. Ole Miss in just 16 min off bench ... Learning how to get team organized on both ends and spot up for open shots on offense ... Good shooter ... Fully recovered from knee surgery last fall.</p>	<p>Career Highs Pts: 11 vs. Ole Miss, 1/30/14 Reb: 6 at Arkansas, 1/2/14 A: 3, 4x, vs. SC.St., 12/22/13 S: 5 vs. Elon, 11/9/12 Min: 30 at Arkansas, 1/2/14</p>
21		<p>LeAnna Morrison 5-5 • R-Sophomore • Guard • Monck's Corner, S.C.</p> <p>PPG 0.6 RPG 0.5 APG .182 FG% .600 FT% —</p>	<p>LAST GAME: 1 min vs. Florida NOTABLE: Has played in 18 games ... Hit first career field goal against NC Central ... Ran track for two seasons at Charlotte ... Named 2011 All-Lowcountry Female Athlete of the Year by <i>The Post & Courier</i>.</p>	<p>Career Highs Pts: 3 vs. NC Central 12/2/13 Reb: 2, 2x, vs. Sav. St., 12/28/13 A: 1, 3x, at San Diego St., 11/23/13 S: 1 vs. Seton Hall, 11/17/13 Min: 12 vs. NC Central 12/2/13</p>
23		<p>Tina Roy 5-11 • R-Sophomore • Guard • Kaplan, La.</p> <p>PPG 3.6 RPG 2.2 APG 1.6 FG% .282 FT% .579</p>	<p>LAST GAME: 1 asst in 10 min vs. Florida NOTABLE: Great all-around game at Mississippi St., contributing in every way ... Key to 1st-half run vs. Kentucky, 11 points in opening 20 min ... Fully recovered from knee surgery in Aug. 2012.</p>	<p>Career Highs Pts: 15 vs. Presby, 11/27/11 Reb: 8 at Miss. State, 2/6/14 A: 7 vs. Char. Sthrn., 11/8/13 S: 3 at Charlotte 11/27/11 Min: 31 vs. Vandy, 1/5/14</p>
24		<p>Aleighsa Welch 6-0 • Junior • Forward • Goose Creek, S.C. <i>uh-LEE-sub Welch</i></p> <p>PPG 14.1 RPG 7.6 APG 2.0 FG% .590 FT% .620</p>	<p>LAST GAME: 12 pts, 5 rebs vs. Florida NOTABLE: Ranks 7th in nation, 1st in SEC in FG%age ... 15th in SEC in ppg, 9th in rpg, 7th in blks (1.4), 4th in off. rebs (3.3) ... 8 dbl-dbls ... CoSIDA Acad. All-District ... Preseason All-SEC 1st Team ... Team captain.</p>	<p>Career Highs Pts: 23 vs. N. Carolina, 12/18/13 Reb: 17 vs. CoFC, 11/14/13 A: 5 vs. Savannah St., 12/28/13 S: 3, 4x, at Charlotte, 12/8/13 Min: 43 at Texas A&M, 1/16/14</p>
25		<p>Tiffany Mitchell 5-9 • Sophomore • Guard • Charlotte, N.C.</p> <p>PPG 15.3 RPG 5.5 APG 3.6 FG% .520 FT% .787</p>	<p>LAST GAME: 20 pts, 8 rebs, 2 assts, 2 stls vs. UF NOTABLE: Scored 10+ pts 24 times and team's top scorer 11 times ... Ranks 10th in SEC in ppg, 4th in steals (2.1), 8th in FT%age, 9th in assists ... Named to Naismith Midseason 30 and Wade Trophy and Dawn Staley Award Watch Lists.</p>	<p>Career Highs Pts: 22 at USC, 11/25/13 Reb: 11, 5x, at Arkansas, 1/2/14 A: 9 at San Diego St., 11/23/13 S: 6 at Auburn, 1/12/14 Min: 39 vs. Kentucky, 1/9/14</p>
31		<p>Asia Dozier 6-0 • Sophomore • Guard/Forward • Columbia, S.C. <i>Asia DOE-zhur</i></p> <p>PPG 6.7 RPG 2.9 APG 2.8 FG% .358 FT% .595</p>	<p>LAST GAME: 3 pts, 3 assts, 6 rebs vs. Florida NOTABLE: Scored in double figures 7 times ... Team-high assists 8 times, including 7 SEC games ... Key to 1st half lead at Vandy while three other starters out with foul trouble ... Avg. 3.4 assists in SEC play to rank 12th in league.</p>	<p>Career Highs Pts: 16, 2x, last at SDSU, 11/23/13 Reb: 10 vs. Elon, 11/9/12 A: 6 vs. Ole Miss, 1/30/14 S: 2, 5x, at Charlotte, 12/8/13 Min: 40 at Arkansas, 1/2/14</p>
33		<p>Elem Ibiam 6-4 • Junior • Center • Fayetteville, Ga. <i>ELL-um IB-ee-um</i></p> <p>PPG 9.7 RPG 6.4 BPG 2.6 FG% .548 FT% .707</p>	<p>LAST GAME: 8 pts, 4 rebs, 3 blks vs. Florida NOTABLE: Leads SEC and is 24th in nation in blocks ... Netted 10+ pts 15 times and blocked at least 3 shots 13 times ... 10+ pts in 6 of last 9 games ... Holds school record with 69 blocks this season, sixth in career blks ... Team captain.</p>	<p>Career Highs Pts: 19, 2x, at Charlotte, 12/8/13 Reb: 12 at Texas A&M, 1/16/14 B: 7 at Mississippi State, 2/6/14 S: 2, 4x, vs. UNC, 12/18/13 Min: 34 at Texas A&M, 1/16/14</p>
41		<p>Alaina Coates 6-4 • Freshman • Center • Irmo, S.C. <i>uh-LAY-nub COATS</i></p> <p>PPG 12.1 RPG 7.9 BPG 2.0 FG% .639 FT% .643</p>	<p>LAST GAME: 16 pts, 12 rebs, 5 blks vs. Florida NOTABLE: Has 8 double-doubles, 5 20-pt gms ... Only fr. to rank among both SEC's top 25 ppg and 20 rpg ... In SEC, 7th in rpg, 23rd in ppg, 3rd in blks ... Avg. 12.5 pts, 8. rebs, 2.2 blks in SEC play ... 4-time SEC Fr. of the Week.</p>	<p>Career Highs Pts: 24, 2x, vs. Ole Miss, 1/30/14 Reb: 17 vs. Kentucky, 1/9/14 B: 5, 2x, vs. Florida, 2/23/14 S: 3 at LSU, 2/16/14 Min: 28 vs. Vanderbilt, 1/5/14</p>

Starter

Reserve

Quick Facts

The University

Location: Columbia, S.C.
Founded: 1801
Enrollment: 31,288
Colors: Garnet (PMS 202C) and Black
Nickname: Gamecocks
Conference: Southeastern
President: Dr. Harris Pastides
Athletics Director: Ray Tanner
Facility: Colonial Life Arena (18,000)

Coaching Staff

Head Coach: Dawn Staley
Alma Mater: Virginia, 1992
Overall Record: 289-148 (14th season)
School Record: 117-68 (6th season)
Assoc. Head Coach (Alma Mater):
 Lisa Boyer (Ithaca, 1972)
Assistant Coaches (Alma Mater):
 Nikki McCray (Tennessee, 1995)
 Darius Taylor (Michigan, 2000)

Team Information

2012-13 Record: 25-8
 Home: 13-3 Away: 7-3 Neutral: 5-2
SEC Record (Finish): 11-5 (T-4th)
 Home: 6-2 Away: 5-3
Letterwinners Returning/Lost: 6/3
Starters Returning/Lost: 2/3

Program History

First Year of Women's Basketball: 1974-75
All-Time Record: 697-497 (40th season)
All-Time SEC Record: 115-198 (23rd season)
NCAA Appearances (Last): 10 (2013)
NCAA Tournament Record: 11-10
Last NCAA Result: L, 69-75, Kansas, Boulder, Colo., 3/25/13, Second Round
WNIT Appearances (Last): 4 (2011)
WNIT Record: 3-4

Media Relations

Women's Basketball Contact: Diana Koval
Office: 803.777.7977
Cell: 314.369.6050
Email: dkoval@mailbox.sc.edu
Press Row Phone: 803.777.6182
Athletics Department on the Web
Website: GamecocksOnline.com
Twitter: @GamecocksOnline
Facebook: Facebook.com/GamecocksOnline
YouTube: YouTube.com/GamecocksOnline
Women's Basketball on Twitter
Team: @GamecockWBB
Head Coach: @DawnStaley

A South Carolina Win Would...

- Give the Gamecocks sole possession of the 2014 SEC regular-season championship, their first in school history and the program's fourth outright conference title (Metro 1986, 1988, 1990).
- Be the Gamecocks' 16th home win this season, breaking the 2006-07 team's Colonial Life Arena record of 15. The school record for home wins in a season is 17 set in 2001-02, during which South Carolina played two NCAA Tournament games at home.

By the Numbers

- 1 Player who ranks among the SEC's top 20 in scoring and rebounding and its top 15 in assists and steals – Tiffany Mitchell (10th, 15.6 ppg; 17th, 6.4 rpg; 11th, 3.6 apg; 7th, 1.8 spg)
- 1 Double-double needed by center Alaina Coates to tie the Gamecock freshman record for double-doubles in a season (9 by Kelsey Bone in 2008-09)
- 2 Games this season in which more than five Gamecocks scored in double figures (Ole Miss, Jan. 30; Missouri, Feb. 2), last accomplished in a game when six hit double digits against Florida A&M on Nov. 29, 2003, and never before in an SEC game
- 5 Different Gamecocks who have been the team's high scorer in a game this season – Alaina Coates, Asia Dozier, Elem Ibiam, Tiffany Mitchell and Aleighsa Welch
- 6 Gamecocks who have posted (or tied for) a team high in assists at least once this season – Mitchell, Dozier, Sessions, Welch, Roy, Gaines
- 8 Different Gamecocks who have scored in double figures at least once this season – Welch, Mitchell, Coates, Ibiam, Sessions, Dozier, Roy, Davis
- 12 Individual 20-point games this season by the Gamecocks – five by Alaina Coates, four by Tiffany Mitchell and three by Aleighsa Welch
- 12 Games this season in which sophomore guard Tiffany Mitchell has had a hand in at least one-third of the offense (points plus assists) – highlighted by helping to deliver 52.2 percent of the Gamecocks' 69 points against Winthrop (Dec. 20) – during which the Gamecocks are 10-1
- 12 Games this season in which South Carolina has scored at least 50.0 percent of its points in the paint, including four of at least 60.0 percent of scoring coming from the paint (Chas. Strn., 70.7%; at USC, 60.0%; UK, 61.8%; at Vandy, 75.4%)
- 13 Games in which South Carolina has shot at least 50.0 percent from the field this season – including two games over 60.0 percent (Charleston Southern, Ole Miss) – after reaching the mark just 12 times in the previous five seasons under Staley
- 15 Weeks in which the Gamecocks have ranked fifth or higher in the Associated Press poll all-time. South Carolina returned to the AP top five in the Feb. 10 poll for the first time since Jan. 10, 1982. The Gamecocks' best ever ranking was No. 2, which it held for three weeks in December 1981.
- 29 Gamecocks in the 1,000-point club after newest member Aleighsa Welch joined in the first four minutes of the win at Kentucky (Feb. 20)
- 54 Blocked shots by center Alaina Coates this season, setting a new Gamecock freshman record and tying for fifth in school history
- 69 Blocks by junior center Elem Ibiam this season, resetting the school single-season record previously held by Lakesha Tolliver (2006-07) – her 113 career blocks rank seventh (record is 177 by Tolliver)

Current Gamecock Streaks

	Total	Home	Road	Neut.
Overall	W9	W17	W4	L2
SEC	W9	W9	W4	—
Non-Conference	W3	W10	W7	L2
Ranked Teams	W3	W1	W3	L4

Gamecocks in the Rankings

(as of 2/23)

Team	SEC	NCAA	Actual
Scoring Offense	4	50	74.7
Scoring Defense	2	4	54.1
Scoring Margin	1	7	+20.6
Field Goal Percentage	1	4	.487
Field Goal %age Def.	1	5	.342
3-Point FG %age	5	29	.362
3-Point FG %age Def.	3	50	.286
3-Point FG Made/Gm.	10	255	4.3
Free Throw Percentage	9	222	.673
Rebounding Offense	5	—	41.1
Rebounding Defense	1	—	30.5
Rebounding Margin	2	9	+10.6
Assists	5	66	15.4
Steals	14	245	6.4
Turnover Margin	13	222	-1.1
Turnovers	—	80	14.7
Assist-to-Turnover Ratio	2	48	1.0
Blocked Shots	1	2	7.2

Alaina Coates	SEC	NCAA	Actual
Scoring	23	—	12.1
Rebounding	7	151	7.9
Blocks	3	46	2.0

Elem Ibiam	SEC	NCAA	Actual
Rebounding	17	—	6.4
Blocks	1	24	2.6

Tiffany Mitchell	SEC	NCAA	Actual
Scoring	10	208	15.3
Assists	T-9	206	3.6
FT Percentage	8	177	.787
Steals	4	97	2.1
Assist-to-Turnover Ratio	13	236	1.3

Khadijah Sessions	SEC	NCAA	Actual
FT Percentage	11	—	.720

Aleighsa Welch	SEC	NCAA	Actual
Scoring	15	—	14.1
Rebounding	9	195	7.6
FG Percentage	1	7	.590
Blocks	7	126	1.4
Off. Rebounds	4	—	3.2

Staley in the Hall of Fame

Head coach Dawn Staley was enshrined in the Naismith Memorial Basketball Hall of Fame this fall, becoming just the 15th female player to earn the honor based on her individual merits (not as part of a team enshrinement).

Staley's career shone in an era that spawned two professional women's basketball leagues in the United States and forever changed the dreams of the nation's top female players. On the international stage, she collected three Olympic gold medals (1996, 2000, 2004) and was twice named the USA Basketball Female Athlete of the Year (1994, 2004). In the U.S. she turned national high school player of the year honors into a career at Virginia that yielded three All-America seasons, including a 1991 campaign that ended with being named national player of the year. On the professional level, Staley was a five-time WNBA All-Star who was named to the All-Decade Team and one of the 15 most influential players in league history.

Georgia Series Notes

The Lady Bulldogs hold a 33-7 edge in the all-time series, but the Gamecocks have closed the gap in the Dawn Staley era with a 3-6 record in the last five seasons.

South Carolina suffered a heartbreaking 42-40 loss in Athens in the lone meeting last season (Jan. 13, 2013). The game featured seven lead changes and five ties, but the Gamecocks saw the Lady Bulldogs close it out at the free throw line and force a tough shot with three seconds left to escape with the win. Each team had just one player score in double figures – with both netting 19 points – and the two combined for 45 turnovers in the game.

The 2013 victory avenged the Lady Bulldogs' loss to the Gamecocks in the 2012 SEC Tournament, as South Carolina advanced to the semifinals for the first time in school history with a 59-55 win in Nashville. The Gamecocks' last win over Georgia in Columbia was a 57-48 decision on Jan. 27, 2011.

Five-Second Count

For the first time in her tenure at South Carolina, head coach Dawn Staley's Gamecocks look different – on the court and in the box score. After seasons of building around defense, Staley finally has a group that is designed for offensive efficiency. The Gamecocks are scoring more (74.7 ppg, 50th in nation) and more efficiently (.487 FG %age – 1st in SEC, 4th in nation) than at any time in the Staley era. And, after seasons of talented guards generating their own offense, Staley's 2013-14 success is predicated on getting the ball inside – three primary post players combine to score 48.1 percent of the team's points – and on ball movement creating the best shots as 59.3 percent of made field goals have been assisted. Defense is still a staple of the program with the Gamecocks ranking second in the SEC and fourth in the nation, allowing just 54.1 points per game.

High Five

South Carolina is ranked in the top five of the Associated Press Poll on Feb. 10 for the first time since Jan. 10, 1982, when the Gamecocks came in at No. 4. The Gamecocks have now been ranked among the nation's top five 15 times in program history. South Carolina's highest ever rank in the AP Poll was No. 2, which it held for three weeks in Dec. 1981.

Reading the RPI

With a 25-2 record, including a 10-1 mark on the road, the Gamecocks are fifth in the NCAA RPI released on Feb. 24. South Carolina tops the list of five SEC schools rated in the top 25 – Tennessee (7), LSU (9), Kentucky (14), and Texas A&M (15). Just one SEC team is outside the top 150 – Ole Miss (154).

Rating Against the Ranked

Under head coach Dawn Staley, the Gamecocks are 15-36 all-time against nationally ranked opponents, including a 4-2 mark this season. Staley's .294 winning percentage against the nation's elite teams is the best for a Gamecock head coach over at least three seasons since Pam Parsons went 14-18 (.438) against ranked teams during her 1978-82 tenure.

Home Sweet Home

With comprehensive records beginning in the 1976-77 season (the third for women's basketball at South Carolina), the Gamecocks are 377-155 (.709) all-time in games played at home, including a 132-58 mark (.695) in Colonial Life Arena. In the sixth season with head coach Dawn Staley at the helm, South Carolina is 67-25 (.728) at home, including one game at Carolina Coliseum in the 2012-13 season. The Gamecocks have won 53 of their last 64 games played in Colonial Life Arena, including 17 straight.

2013-14 Award Watch

Alaina Coates

SEC Freshman of the Week (Nov. 11-17)
SEC Freshman of the Week (Dec. 30-Jan. 5)
SEC Freshman of the Week (Jan. 6-Jan. 12)
SEC Freshman of the Week (Jan. 27-Feb. 2)

Elem Ibiam

SEC WBB Community Service Team

Tiffany Mitchell

Dawn Staley Award Watch List
Wade Trophy Watch List
Naismith Trophy Midseason 30

Aleighsa Welch

Preseason All-SEC First Team
Naismith Trophy Early Season Watch List
CoSIDA Academic All-District 4
SEC Player of the Week (Feb. 3-9)

The Staley Capsule

Coaching Experience

289-148 (.661) – 14th season

South Carolina, head coach 2008-present

- 117-68 (.632) – five seasons
- Two NCAA Tournament appearances, 2013, 2012 (Sweet 16)
- One Women's NIT appearance, 2011
- BCA Female Coach of the Year, 2012
- Temple University, head coach, 2000-08*
- 172-80 (.683) – eight seasons
- Six seasons of 20 or more wins
- Four Atlantic 10 Tournament titles
- Six NCAA Tournament appearances, 2002, 2004, 2005, 2006, 2007, 2008
- One Women's NIT appearance, 2001
- WBCA Region 1 Coach of the Year, 2005
- Two-time Atlantic 10 Conference Coach of the Year, 2004, 2005

USA Basketball, U18 National Team head coach, 2014

USA Basketball, Select Team court coach, Summer 2010

USA Basketball, Sr. Nat'l. Team asst. coach, 2006-08

- Beijing Olympics gold medal, 2008
- FIBA Americas Championship gold medal, 2007
- FIBA World Championship bronze medal, 2006

Playing Experience

Houston Comets, WNBA, 2005-06

- Two-time All Star, 2005, 2006
- WNBA Kim Perrot Sportsmanship Award, 2006

Charlotte Sting, WNBA, 1999-2005

- Three-time All-Star, 2001, 2002, 2003
- WNBA All-Decade Team
- WNBA Entrepreneurial Spirit Award, 1999
- WNBA Kim Perrot Sportsmanship Award, 1999

Richmond/Philadelphia Rage, ABL, 1997-98

- Two-time All-Star, 1997, 1998

Various international teams, 1992-94

USA Basketball, 1994-2004

- Three-time Olympic gold medalist, 1996, 2000, 2004
- Two-time USA Basketball Female Athlete of the Year, 1994, 2004
- Flag bearer for the United States in Olympic Games Opening Ceremony, 2004
- Goodwill Games Most Valuable Player, 1994
- University of Virginia, 1989-92*
- Three-time Kodak All-American, 1990, 1991, 1992
- Honda-Broderick Cup Award for Collegiate Female Athlete of the Year, 1991
- *Sports Illustrated* Player of the Year, 1991
- Two-time ACC Player of the Year, 1991, 1992
- NCAA Tournament Most Outstanding Player, 1991
- ACC Rookie of the Year, 1989
- One of three UVa players to have her jersey retired
- Dobbins Tech, 1985-88*
- *USA Today* National High School Player of the Year, 1988

Other Notables

- Naismith Memorial Basketball Hall of Fame, Class of 2013
- Order of the Palmetto, 2013
- Women's Basketball Hall of Fame, Class of 2012
- Named to WNBA's Top 15 as one of most influential players in league history, 2011
- Philadelphia Sports Hall of Fame, Class of 2011
- Virginia Sports Hall of Fame, Class of 2008
- Two-time Wanamaker Award winner, 1997, 2005
- Henry P. Iba Citizenship Award Female recipient, 2007
- NCAA Division I "Top Players of the Past 25 Years" selection by *ESPN.com*
- Institute for International Sport "The 100 Most Influential Sports Educators in America" selection

Education

- Bachelor of arts in rhetoric and communication studies, University of Virginia, 1992

February Figures

In its 40th season of women's basketball, South Carolina is 190-142 (.572) all-time in the month of February, including a 22-18 record (.550) in the sixth season of the Dawn Staley era. The Gamecocks went 4-3 in February each of the last three seasons under Staley and are 6-0 so far this season.

Life in the League

South Carolina is 115-198 (.367) all-time in its 23rd season of SEC regular-season play. The Gamecocks are 72-85 (.459) in SEC games played in Columbia with a 43-113 record (.276) on the road. Under head coach Dawn Staley, the Gamecocks have a 51-41 (.554) SEC record, which includes a 2-12 slate in her first season at the helm. South Carolina clinched its first ever SEC regular-season championship on Sunday, topping their previous best SEC finish of tied for second (2001-02). It is the third-straight top-four finish under Staley. In fact, since joining the league for the 1991-92 season, South Carolina has finished in the top five just six times with four of those coming under Staley, who has accounted for 45.1 percent of the program's 115 SEC regular-season victories.

Record Record

South Carolina's success this season ranks among the best in the program's history. With their win at No. 15/15 Kentucky (Feb. 20), the Gamecocks set the program record for SEC wins in a season (12) while also topping the previous regular-season wins record (24). The 2012-13 team previously held both records with 11 SEC wins and 23 victories prior to postseason play. The 1978-79 team also won 23 games before opening SCAIAW State Championship play en route to the NWWIT title. South Carolina's record for conference victories is 13 tied this year and originally set by the 1989-90 team that went 13-1 in the Metro Conference.

This year, the Gamecocks have also improved on their best ever SEC finish, which was a tie for second in 2001-02. South Carolina has five Metro Conference regular-season titles.

Rising to the Challenge

South Carolina has played six games against nationally ranked opponents this season, and two Gamecocks have lifted their games each time. Junior forward Aleighsa Welch leads the offense in South Carolina's 4-2 record against ranked foes, averaging 18.2 points – four more than her season average – to go with her 9.7 rebounds per contest, which is two higher than her season average. Sophomore Tiffany Mitchell is also contributing beyond her season numbers against the nation's best teams, scoring 16.5 points per game (+1.3) and grabbing 6.8 rebounds per contest (+1.4).

Stat Stuffer

The transformation of the game of sophomore guard Tiffany Mitchell – who has both honed and diversified her skills from last season – has captured national attention as she has earned spots on the Naismith Trophy Midseason 30 and the Wade Trophy and Dawn Staley Award Watch Lists. The Charlotte, N.C., native is one of two players in the SEC to rank among the conference's top 15 in points (10th, 15.3 ppg), assists (9th, 3.6 apg) and steals (4th, 2.1 spg). Ole Miss senior Valencia McFarland is the other player showing up in the top 15 of each category. In SEC action, Mitchell is the only player to add a top-20 showing in rebounds to that trio of stats.

As ESPN's Michelle Smith noted in her rating of the "10 biggest clutch players in college women's basketball," Mitchell has also proven to deliver late in tight-game situations. She scored five points in the final 20 seconds of regulation at Texas A&M (Jan. 16) to send the game into overtime, and she netted four points in 18 seconds with the Gamecocks tied at Vanderbilt (Jan. 26) with under a minute left to play to help deliver the win. Despite missing all but 2:25 of the first half due to foul trouble and struggling to find rhythm in the second at Mississippi State, Mitchell still delivered, hitting a pair of free throws to make it an eight-point lead with 18 seconds to play. In South Carolina's eight games decided by fewer than 10 points, Mitchell averages 5.1 points in the last five minutes, shooting 61.1 percent (11-of-18) from the field, including 80.0 percent (4-of-5) from 3-point range, and 78.9 percent (15-of-19) from the free throw line.

Join the Club

Junior forward Aleighsa Welch became the 29th member of the Gamecocks' 1,000-point club this season, crossing the threshold as part of her 21-point performance at No. 15/15 Kentucky (Feb. 20). She is just the 15th to reach the milestone prior in fewer than four seasons. Welch's 654 career rebounds puts her in even rarer company. Only 11 1,000-point scorers finished their careers with more rebounds than Welch, and just six of those hit the mark prior to their fourth season of play. That elite company Welch now keeps includes Gamecock legends Sheila Foster (1979-82), Sharon Gilmore (1983-86), Annie Lester (1997-2000), Katrina Anderson (1978-79), Denise Nanney (1975-77) and Jean Walling (1978-80). Welch is just the second Gamecock to reach her marks in the SEC era, joining Lester in that distinction.

All-Time Records vs. SEC

Opponent	Overall	Under	SEC	SEC	H	A	N	Streak	Last
		Staley	Season	Tourn.					
Alabama	19-15	9-0	14-12	2-2	10-5	7-8	2-2	Won 9	W: 77-51, 1/19/14 (H)
Arkansas	12-17	5-3	12-15	0-2	8-5	4-10	0-2	Won 4	W: 67-49, 2/9/14 (H)
Auburn	17-21	5-3	12-15	1-1	10-7	6-12	1-2	Won 2	W: 72-66, 1/12/14 (A)
Florida	13-20	5-4	11-18	0-2	6-10	7-8	0-2	Won 5	W: 69-55, 2/23/14 (H)
Georgia	7-33	3-6	5-21	1-2	3-14	2-15	2-4	Lost 1	L: 40-42, 1/13/13 (A)
Kentucky	21-31	5-7	17-24	0-1	15-9	6-19	0-3	Won 2	W: 81-58, 2/20/14 (A)
LSU	6-22	3-5	5-22	1-0	3-10	2-12	1-0	Won 2	W: 73-57, 2/16/14 (A)
Ole Miss	17-17	7-2	13-12	2-4	10-4	5-8	2-5	Won 5	W: 99-70, 1/30/14 (H)
Miss. State	14-16	5-3	13-14	0-2	9-5	5-9	0-2	Won 5	W: 71-64, 2/6/14 (A)
Missouri	2-1	1-1	1-1	—	1-0	0-1	1-0	Won 1	W: 78-62, 2/2/14 (H)
Tennessee	2-44	1-7	1-25	0-3	1-19	1-20	0-5	Lost 2	L: 53-73, 1/3/13 (H)
Texas A&M	0-3	0-3	0-2	0-1	0-1	0-1	0-1	Lost 3	L: 65-57 (ot), 1/16/14 (A)
Vanderbilt	11-21	6-2	11-18	0-2	6-8	4-11	0-2	Won 3	W: 61-57, 1/26/14 (A)
Totals	141-261	55-46	115-198	7-22	80-97	49-134	9-30	Won 9	



Around the SEC

	SEC Games			Overall		
	W	L	Pct.	W	L	Pct.
South Carolina	13	1	.928	25	2	.925
Tennessee	11	3	.785	22	5	.814
Texas A&M	11	3	.785	21	7	.750
Kentucky	8	6	.571	20	7	.740
LSU	7	7	.500	18	9	.667
Vanderbilt	7	7	.500	18	9	.667
Florida	7	7	.500	17	10	.629
Auburn	6	8	.428	15	12	.555
Alabama	6	8	.428	13	14	.481
Georgia	6	8	.428	18	9	.667
Mississippi St.	5	9	.357	18	10	.642
Arkansas	5	9	.357	18	9	.667
Missouri	5	9	.357	16	11	.592
Ole Miss	1	13	.071	10	18	.357

Today's Action

February 27

Alabama at Auburn, 7 p.m.
 #12/15 Kentucky at Mississippi State, 8 p.m.
 Florida at Vanderbilt, 8 p.m.
 Arkansas at #17/16 Texas A&M, 8 p.m.
 Ole Miss at Missouri, 8 p.m. (FSMW/SPSO)
 #10/9 Tennessee at #-/23 LSU, 9 p.m. (CSS)

Recent Results

February 23

Tennessee def. Missouri, 56-50
 #15/15 Kentucky def. #16/13 Texas A&M, 83-74
 Arkansas def. #19/18 LSU, 83-74
 Mississippi State def. Ole Miss, 72-70 (OT)
 Auburn def. Georgia, 67-59
 Alabama def. #-/25 Vanderbilt, 66-62

*Rankings are listed as AP/Coaches Poll
 All Times Eastern; TV Network in ()*

2013-14 Double-Doubles

Alaina Coates (8)

11/10	Louisiana Tech	12 pts/10 rebs
11/14	College of Charleston	11 pts/14 rebs
12/28	Savannah State	17 pts/12 rebs
1/2	at Arkansas	11 pts/12 rebs
1/5	Vanderbilt	24 pts/10 rebs
1/9	Kentucky	10 pts/17 rebs
1/30	Ole Miss	24 pts/12 rebs
2/23	Florida	16 pts/12 rebs

Tiffany Mitchell (1)

1/2	at Arkansas	16 pts/11 rebs
-----	-------------	----------------

Aleighsa Welch (8)

11/10	Louisiana Tech	14 pts/10 rebs
11/14	College of Charleston	12 pts/17 rebs
11/20	at Clemson	17 pts/10 rebs
1/9	Kentucky	16 pts/14 rebs
1/14	at Texas A&M	20 pts/16 rebs
1/19	Alabama	12 pts/10 rebs
2/6	at Mississippi State	18 pts/11 rebs
2/20	at Kentucky	21 pts/10 rebs

Freshman Figures

Four-time SEC Freshman of the Week honoree Alaina Coates has put her stamp on more than just the South Carolina program, performing especially well in SEC action. Her eight double-doubles are one shy of the Gamecocks' freshman record (Kelsey Bone, 2009-10), and she is one of now just six South Carolina freshmen all-time to post at least five 20-point games, only the second to do it in the SEC era. Her 54 blocked shots this season are the new Gamecock freshman record and are tied for fifth in school history regardless of class.

The 6-foot-4 center is the league's best freshman rebounder with 7.9 per game overall and is fourth in the league, regardless of class, with 8.6 boards per conference game. Overall, Coates is the only freshman in the SEC to rank among both the top 25 scorers and top 20 rebounders (12.1 ppg, 23rd; 7.9 rpg, 7th).

Many of Coates' single-game performances this season rank among the program's best for a freshman, highlighted by becoming the first Gamecock freshman to post a perfect shooting night with 7-of-7 field goals and 9-of-9 free throws against SC State (Dec. 22) and the first to post double-doubles in her first two SEC contests (later extended to three games). Coates' 17 rebounds against No. 9/10 Kentucky (Jan. 9) are the most ever by a Gamecock freshman and tied for the most by an SEC player in a league game this season. Her five blocks at Arkansas (Jan. 2) and 15 free throw attempts at San Diego State (Nov. 23) tied the South Carolina freshman records.

New Queen on the Block

Junior center Elem Ibiam's seven blocks at Mississippi State (Feb. 6) were not just a career high, but they also broke school records for blocks in an SEC game, blocks in a season and blocks in an SEC regular-season. She broke the overall single-season record in just 23 games, compared to previous record-holder Lakesha Tolliver who needed 33 games to get to her 60 in 2006-07, and the SEC regular-season record in four fewer games than Tolliver in the same season. Ibiam currently has 69 blocks this season, including 38 in SEC action. She is just the ninth Gamecock all-time to record 100 career blocks, currently standing at 116, which is sixth in the record book and trails Tolliver's record of 177.

Make It, Take It

South Carolina is exhibiting its most efficient offense of the Dawn Staley era this season, leading the SEC and ranking fourth in the nation with 48.7 percent accuracy from the field. The Gamecocks have shot 50.0 percent or

higher 13 times this season – the most in a season under Staley – including six SEC contests. In fact, in the previous five seasons, South Carolina hit at least 50.0 percent of its field goal attempts just 12 times combined. The Gamecocks are shooting a league-best 48.2 percent in SEC action.

This year's top shooting effort was 60.9 percent against Charleston Southern (Nov. 8) – a program best under Staley – followed by a 60.8 percent showing against Ole Miss (Jan. 30). The Gamecocks made at least 65.0 percent of their attempts in a half five times this season, including a remarkable 73.9 percent (17-of-23) in the second half against Seton Hall (Nov. 17).

Post Presence

South Carolina's trio of primary post players – Alaina Coates, Elem Ibiam and Aleighsa Welch – has been a big key to the Gamecocks' offensive production so far this season. The trio has accounted for 969 of the team's 2,016 points this season – 48.1 percent – and is shooting a combined 59.2 percent from the field. Welch leads the way with 14.1 points per game (15th in SEC) on 59.0 percent shooting (leads SEC, 7th in nation). Coates shoots a team-best 63.9 percent from the field for 12.1 points per game (23rd in SEC). Ibiam adds 9.7 points per game on 54.8 percent shooting.

Block Party!

With a pair of 6-foot-4 centers, the Gamecocks are a constant shot-blocking threat, leading the SEC and ranking second in the nation with 7.2 per game. South Carolina swatted away a school-record 14 shots against No. 9/10 Kentucky (Jan. 9) – the most by an SEC team in league play this season – with five different Gamecocks getting into the action. The team repeated the effort at Mississippi State (Feb. 6) with four players accounting for the total.

Junior Elem Ibiam's 2.6 blocks per game lead the league and are 24th in the nation. She now holds the school record with 69 this season, including a Gamecock-record 38 in SEC action. She broke both records in fewer games played than the previous holder. Ibiam has blocked three or more shots in game 13 times this season, including her career-high seven at Mississippi State (Feb. 6), the first five of which came in the first half and pushed her over the single-season school record. She swatted away six against No. 9/10 Kentucky (Jan. 9) to tie for the fourth most in Colonial Life Arena history.

Freshman Alaina Coates is third in the SEC and 46th in the country with 2.0 per game with 11 games of three or more, including seven SEC games. With a total of 54 this season, she is the new Gamecock freshman record holder and is currently tied for fifth in program single-season history, regardless of class. She has twice blocked a South Carolina freshman record five shots in a game – at Arkansas (Jan. 2) and against Florida (Feb. 23).

Junior forward Aleighsa Welch has inserted herself into the race late this season, averaging 3.0 blocks over the last five games to move into seventh in the SEC with 1.4 per game on the season. She twice swatted away a career-high five shots – vs. Arkansas (Feb. 9) and at #15/15 Kentucky (Feb. 20)

AP Top 25

(Week of Feb. 24)

1.	Connecticut	28-0
2.	Notre Dame	27-0
3.	Louisville	27-2
4.	South Carolina	25-2
5.	Stanford	26-2
6.	Baylor	24-3
7.	Duke	24-4
8.	Penn State	21-5
9.	Maryland	22-5
10.	Tennessee	22-5
11.	West Virginia	24-3
12.	Kentucky	20-7
13.	NC State	23-5
14.	North Carolina	21-7
15.	Oklahoma State	21-5
16.	Nebraska	20-5
17.	Texas A&M	21-7
18.	California	20-7
19.	Purdue	20-7
20.	Arizona State	22-6
21.	Michigan State	18-8
22.	Gonzaga	24-4
23.	Middle Tennessee State	23-4
24.	Rutgers	20-6
25.	Iowa	21-7

USA Today Top 25

(Week of Feb. 17)

1.	Connecticut	28-0
2.	Notre Dame	27-0
3.	Louisville	27-2
4.	Stanford	26-2
5.	Baylor	24-3
5.	South Carolina	25-2
7.	Maryland	22-5
8.	Duke	24-4
9.	Tennessee	22-5
10.	West Virginia	24-3
11.	North Carolina	21-7
12.	Penn State	21-5
13.	Nebraska	20-5
14.	Oklahoma State	21-5
15.	Kentucky	20-7
16.	Texas A&M	21-7
17.	NC State	23-5
18.	California	20-7
19.	Purdue	20-7
20.	Gonzaga	24-4
21.	Dayton	20-5
22.	Arizona State	22-6
23.	LSU	18-9
24.	Iowa State	18-8
25.	iddle Tennessee State	23-4

Miscellaneous Stats

Double-Doubles	2013-14	Career	Record
Aleighsa Welch	8	18	16-2
Alaina Coates	8	8	8-0
Tiffany Mitchell	1	3	3-0
Elem Ibiam	0	1	0-1

20+ Points	2013-14	Career	Record
Alaina Coates	5	5	5-0
Tiffany Mitchell	4	5	5-0
Aleighsa Welch	3	4	2-2

10+ Points	2013-14	Career	Record
Aleighsa Welch	24	55	47-8
Tiffany Mitchell	24	38	34-4
Alaina Coates	18	18	18-0
Elem Ibiam	15	22	19-3
Khadijah Sessions	8	14	13-1
Asia Dozier	7	9	8-1
Tina Roy	2	7	6-1
Tiffany Davis	1	1	1-0
Wilka Montout	0	2	2-0

10+ Rebounds	2013-14	Career	Record
Aleighsa Welch	8	21	19-2
Alaina Coates	8	8	8-0
Tiffany Mitchell	1	6	5-1
Elem Ibiam	1	3	1-2
Asia Dozier	0	1	1-0

5+ Assists	2013-14	Career	Record
Asia Dozier	6	7	7-0
Tiffany Mitchell	7	7	7-0
Khadijah Sessions	5	5	5-0
Tina Roy	2	2	2-0
Olivia Gaines	1	1	1-0
Aleighsa Welch	1	1	1-0

5+ Steals	2013-14	Career	Record
Tiffany Mitchell	4	5	5-0
Tiffany Davis	0	1	1-0

5+ Blocks	2013-14	Career	Record
Elem Ibiam	4	6	6-0
Aleighsa Welch	2	2	2-0
Alaina Coates	2	2	2-0

Games Led Team In...

(Tied for team lead in each category included)

Scoring	2013-14	Career	Record
Tiffany Mitchell	11	18	17-1
Aleighsa Welch	8	23	15-8
Alaina Coates	5	5	5-0
Elem Ibiam	3	5	4-1
Asia Dozier	1	1	1-0
Khadijah Sessions	0	3	2-1
Tina Roy	0	2	2-0

Rebounding	2013-14	Career	Record
Alaina Coates	14	14	14-0
Aleighsa Welch	10	36	30-6
Elem Ibiam	5	10	10-0
Tiffany Mitchell	3	9	8-1

Assists	2013-14	Career	Record
Tiffany Mitchell	12	14	14-0
Asia Dozier	8	9	9-0
Khadijah Sessions	7	10	8-2
Aleighsa Welch	4	8	6-2
Tina Roy	2	3	3-0
Olivia Gaines	1	1	0-1

The Gift of Glass

The Gamecocks have been a solid rebounding team throughout head coach Dawn Staley's tenure, but it was a team effort by an undersized roster in the past. This season, South Carolina is out-rebounding its opponents by 10.6 boards per game to rank second in the SEC and ninth in the nation, behind the strength of the trio of Alaina Coates, Elem Ibiam and Aleighsa Welch.

Coates leads the way and ranks seventh in the SEC with 7.9 boards per outing – a number that rises to 8.6 per conference game to rank fourth in the league. Welch comes in ninth in the league with 7.6 per game, while Ibiam rounds out the trio of season leaders at 6.4 per contest to rank 17th. Welch and Coates have each posted eight games of double-digit rebounds this season.

As a team, South Carolina has turned its 340 offensive rebounds into 366 second-chance points. Welch paces the group on the offensive glass with 3.2 per game to rank fourth in the league in the category. Her 322 career offensive boards rank fifth in school history, trailing former teammate Ashley Bruner's (2010-13) total of 338 in fourth.

A Little Help from My Friends

Under the tutelage of one of the premier point guards in U.S. women's basketball history in Dawn Staley, the Gamecocks are thriving in the assist category this season unlike any other, handing out 15.4 per game to rank 66th in the nation. By comparison, in Staley's first five seasons, the team never averaged more than 11.2 per game. This season's five games of 20 or more assists by the team surpasses the total of the previous five seasons, which was three.

The increase is not simply a product of more made field goals, either. This season, South Carolina has assisted on 59.3 percent of its made field goals, compared to the previous five seasons under Staley, which saw a high of 48.5 percent in 2011-12. The percentage of assisted field goals has been over 60.0 percent in 13 games this season.

South Carolina has twice posted a Staley-era high of 25 assists this season, including Jan. 19 against Alabama on 30 made field goals – 83.3 percent. The Gamecocks also handed out 25 assists against Charleston Southern (Nov. 8) on 39 FGM.

Four Gamecocks average at least 2.0 assists per game with sophomore Tiffany Mitchell leading the way with 3.6 to rank ninth in the SEC.

Century Mark for Staley

Head coach Dawn Staley captured her 100th victory at South Carolina on Dec. 2 against NC Central. She is the fourth of the program's seven all-time head coaches to reach the mark and the fastest to the total (164 games) of the

Scoring Differentials

Largest lead in a win..... by 70 (99-29), 2nd-0:49 vs. Charleston Southern, 11/8/13

Largest deficit overcome to win..... by 12 (13-25), 1st-8:31 at Auburn, 1/12/14

Largest lead given up in a loss.....by 5 (9-4), 1st-13:23 at Texas A&M, 1/16/14

Largest deficit in a loss.....by 19 (15-34), 1st-0:29 at Texas A&M, 1/16/14

Team Specialty Stats

South Carolina/Opponent

	Pts. in Paint	Pts. Off TOs	2nd Chance Pts	Fast Break Pts
11/8 CSU	70/6	40/5	23/6	32/4
11/10 LA Tech	38/18	13/12	19/8	20/8
11/14 CofC	28/18	8/9	23/10	6/5
11/17 SHU	34/30	11/8	9/10	20/6
11/20 at Clemson	40/10	13/10	21/4	12/2
11/23 at SDSU	30/26	33/11	14/1	12/2
11/25 at USC	42/28	20/19	13/6	8/10
12/2 NCCU	40/6	19/3	8/10	22/2
12/8 at Char.	44/30	19/2	14/4	6/5
12/18 vs. UNC	36/44	30/16	13/18	0/2
12/20 Winthrop	28/24	16/25	10/9	4/15
12/22 SC St.	34/12	23/13	18/4	12/8
12/28 Sav. St.	34/18	28/8	9/8	15/4
1/2 at Ark.	30/18	10/27	10/14	4/4
1/5 Vandy	42/30	16/16	8/15	16/8
1/9 Ky.	42/42	10/14	20/11	15/10
1/12 at Auburn	30/28	19/27	11/10	6/6
1/16 at TAMU	24/38	10/23	12/11	7/12
1/19 Alabama	30/20	17/14	8/9	6/4
1/26 at Vandy	46/32	16/20	10/11	6/2
1/30 Ole Miss	50/34	17/13	19/16	12/10
2/2 Mizzou	36/16	29/19	17/10	6/0
2/6 at Miss. St.	32/16	6/12	14/11	6/0
2/9 Arkansas	30/14	11/11	8/6	6/8
2/16 at LSU	32/24	16/12	8/8	2/0
2/20 at Ky.	38/26	13/6	12/4	0/0
2/23 Florida	34/30	3/16	15/2	6/13
2/28 Georgia				
3/2 at Tenn.				

Starters vs. Bench Points

	SC Starters	Opp. Starters	SC Bench	Opp. Bench
11/8 CSU	58	19	41	10
11/10 LA Tech	47	29	21	16
11/14 CofC	53	26	28	28
11/17 SHU	71	52	17	15
11/20 at Clemson	55	30	13	13
11/23 at SDSU	58	35	30	16
11/25 at USC	51	37	19	13
12/2 NCCU	57	16	32	11
12/8 at Char.	59	40	17	21
12/18 vs. UNC	62	63	4	11
12/20 Winthrop	60	51	7	10
12/22 SC St.	32	14	38	12
12/28 Sav. St.	55	10	27	30
1/2 at Ark.	43	42	12	9
1/5 Vandy	57	47	29	29
1/9 Ky.	42	42	26	17
1/12 at Auburn	41	50	31	16
1/16 at TAMU	40	67	15	0
1/19 Alabama	49	38	28	13
1/26 at Vandy	49	37	12	20
1/30 Ole Miss	55	55	44	15
2/2 Mizzou	65	47	13	15
2/6 at Miss. St.	54	36	17	28
2/9 Arkansas	44	38	23	11
2/16 at LSU	49	45	24	12
2/20 at Ky.	71	28	10	30
2/23 Florida	46	50	23	5
2/28 Georgia				
3/2 at Tenn.				

three coaches to lead the team in the SEC era by nearly a full season.

South Carolina's third head coach, Pam Parsons, was the first and the fastest to reach 100 victories, hitting the plateau in her 143rd game at the helm just six games into her fifth season (1981-82). Nancy Wilson was next up, winning her 100th game in her 150th outing late in the 1988-89 season, en route to her school-record 231 Gamecock victories. Susan Walvius was the first head coach to have her entire South Carolina career in the SEC, hitting 100 wins in her 179th game on the sideline five games into her seventh season.

Home Grown, Nationally Known

Since her arrival for the 2008-09 season, South Carolina head coach Dawn Staley has been working to protect her new home state's best prospects while fielding a team that competes at a national level. Her efforts are paying dividends as this season's roster features seven Gamecocks who played high school basketball in the state of South Carolina, the highest percentage of the roster to be from the state since the 1990-91 squad featured eight South Carolinians on the 11-player roster. Beginning with Aleighsa Welch, the first South Carolina player to sign a National Letter of Intent for Staley, the Palmetto State has sent its players of the year to Columbia as Welch (2011), Asia Dozier (2012) and Alaina Coates (2013) have each earned the title during their high school careers.

20/20 Vision

The Gamecocks won their first eight games this season by at least 20 points for the first time in the Dawn Staley era, a streak ended with a 15-point victory at Charlotte (Dec. 8), and has since added four more to the list. South Carolina opened the 2012-13 campaign with four straight 20-point wins en route to nine games with that minimum margin. The Gamecocks posted a total eight 20-point wins in 2011-12 after just two in 2010-11, one in 2009-10 and two in Staley's first season 2008-09.

Finding the Right Octave

South Carolina has scored at least 80 points in seven games so far this season after reaching the mark just four times in the first five seasons of the Dawn Staley era combined. Five of this season's games are the first of the group to be played in Colonial Life Arena.

Under Staley, the Gamecocks are 10-1 in games in which they score 80 points with the lone loss coming in a double-overtime affair (94-92) at Clemson on Nov. 19, 2009. That was the only previous season in which the Gamecocks hit the 80-point plateau multiple times, adding an 80-68 victory at Alabama on Jan. 10, 2010.

Be the Change

South Carolina head coach Dawn Staley has provided an extra challenge for her program with the "Be the Change" theme for this season. Reflecting on her career as she prepared for enshrinement into the Naismith Memorial Basketball Hall of Fame and traveling in Africa this summer, she discovered she wanted her team to embrace the importance of focusing on others. In Africa especially, she noted the significant impact even small acts can have on the world around her.

To that end, Staley has challenged her program and everyone who supports it to commit 50,000 random acts of kindness this season. The program has set up Twitter (@SC_WBB_RAoK) and Facebook (SC Women's Basketball Random Acts of Kindness) accounts to help keep track of everyone's contributions. Fans are encouraged to submit their acts to those accounts.

Intro Video Vibe

South Carolina's intro video features voices familiar to the Gamecock faithful as redshirt sophomore Tina Roy and sophomore Khadijah Sessions collaborated for the second-straight year on the song that sets up the Gamecocks' starting lineup. It is the third season that Roy has written a song that reflects the team, the program and its goals. After the first year's song was more just for the team, South Carolina head coach Dawn Staley encouraged Roy to create one to share center stage at home games in 2012-13, which she did with support and "beats" from her first-year teammate Sessions. It was such a hit with fans and spark for the team that the duo did it again this season.

Drive for 5

The Gamecocks launched their "Drive for 5" women's basketball ticket campaign this season. Inspired by head coach Dawn Staley's jersey number during her Naismith Hall of Fame playing career, the campaign looks to bring at least 5,000 fans to every Gamecock women's basketball game. The Gamecocks were well on their way early in the season, surpassing 4,000 season tickets issued for the season for the first time in the Staley era.

The Gamecocks are currently averaging 5,965 fans per home game this season, a number that ranks third in the SEC and 11th in the nation.

Future Faces of the Gamecocks

South Carolina head coach Dawn Staley is the process of reeling in what would be one of the most significant recruiting classes in program history. The class currently includes four future Gamecocks, including the No. 7, No. 32 and No. 44 rated players, according to ESPN. The group gives South Carolina the fourth-best signing class in the nation, according to ESPN, trailing just UCLA (five signees), Duke (4) and Connecticut (4).

Bianca Cuevas (5-6/Guard/Bronx, N.Y./Nazareth Regional) – Rated as eighth-best point guard and No. 44 player overall in Class of 2014 by ESPN ... Named McDonald's All-America ... Helped high school team to consecutive state titles ... Earned all-state honors three times ... Averaged 17.1 points, 2.0 assists and 3.8 steals as a junior.

Donyah Cliney (6-0/Guard/Newark, N.J./Malcolm X Shabazz) – Rated as high as No. 13 guard in Class of 2014 by ProspectNation.com ... Helped high school team to 33-1 record and the Group 2 State Championship as a junior ... Averaged 10.3 points and 1.3 assists last season ... Named honorable mention all-state ... Solid defender.

Kaydra Duckett (5-10/Guard/Columbia, S.C./Dreher) – Ranked No. 32 overall and No. 6 guard in Class of 2014 by ESPN ... Earned five-star status from ESPN ... Named all-state the last two seasons ... Named MVP at 2012 state tournament (sophomore) after guiding team to 3A state title ... Averaged 17.5 points, 2.3 assists and 3.4 steals as a junior.

Jatarie White (6-4/Post/Charlotte, N.C./Providence Day) – Ranked No. 7 overall and No. 1 post in Class of 2014 by ESPN ... Earned five-star status from ESPN and was named McDonald's and WBCA All-America ... Tabbed pre-season All-America by The Sporting News this season ... Named Gatorade North Carolina Player of the Year in 2013 and is a three-time all-state selection ... Part of the last three of Providence Day's four straight state championships ... Averaged 19 points, 11 rebounds, three blocks and two steals as a junior ... Helped USA Basketball bring home the gold medal at the 2011 FIBA Americas U16 Championships, averaging 9.8 points and 6.8 rebounds at the event ... Is a former high school teammate of current Gamecock Tiffany Mitchell.

South Carolina's Record When...

	SEC Only	All
Record.....	13-1	25-2
Playing a ranked opponent.....	4-1	4-2
Playing at home	7-0	15-0
Playing on the road	6-1	10-1
Playing at neutral site	0-0	0-1
Leading at half	12-0	24-0
Trailing at half	0-1	0-2
Tied at half	1-0	1-0
Playing an overtime game	0-1	0-1
0 players score in double figures	0-0	0-0
1 player scores in double figures	0-0	1-0
2 players score in double figures	0-1	0-1
3 players score in double figures	8-0	10-1
4 players score in double figures	3-0	9-0
5 players score in double figures	0-0	3-0
More than 5 players in double figures.....	2-0	2-0
Starters out-score opponent's starters	9-0	21-0
Opponent's starters score equal/more	4-1	4-2
Bench out-scores opponent's bench	8-1	15-1
Opponent's bench scores equal/more.....	5-0	10-1
Shooting 50% or better	6-0	13-0
Shooting between 40-49%	7-1	11-2
Shooting between 30-39%	0-0	1-0
Shooting less than 30%	0-0	0-0
Opponent shoots 50% or better.....	0-0	0-0
Opponent shoots between 40-49%	0-1	3-2
Opponent shoots between 30-39%	10-0	14-0
Opponent shoots less than 30%	2-0	7-0
Shooting better than opponent.....	13-1	25-1
Shooting worse than/equal to opponent	0-0	0-1
Having more FTs made than opponent	11-0	22-1
Having equal/less FTs made than opponent	2-1	3-1
Out-rebounding opponent.....	12-1	23-1
Having equal/less rebounds than opponent	1-0	2-1
Having more TOs than opponent	12-1	14-1
Having equal or less TOs than opponent.....	1-0	11-1
Attempting more FT than 3FG.....	12-1	23-2
Attempting equal/less FT than 3FG	1-0	2-0
Making 5 or more 3FGs.....	6-1	12-1
Making less than 5 3FGs.....	7-0	13-1
Making no 3 FGs.....	1-0	1-0
Attempting 15 or more 3FGs	1-0	7-0
Attempting less than 15 3FGs	12-1	18-2

	SEC Only	All
No South Carolina players foul out	10-1	20-2
One or more SC players foul out.....	2-0	4-0
Having 10 or more assists.....	13-0	25-0
Having less than 10 assists.....	0-1	0-2
Scoring more pts. in paint than opponent	12-0	24-0
Scoring equal/less pts. in paint than opp.	1-1	1-2
Scoring more pts. off TOs than opponent	5-0	15-1
Scoring equal/less pts. off TOs than opp.	8-1	10-1
Scoring more 2nd-chance pts.	8-1	18-1
Scoring equal/less 2nd-chance pts.....	5-0	7-1
Scoring more fast break pts.....	8-0	18-0
Scoring equal/less fast break pts.....	5-1	7-2
Wearing white uniforms	8-0	16-0
Wearing black uniforms	5-1	9-1
Wearing garnet uniforms.....	0-0	0-1
Playing in tournaments/classics	0-0	0-1
Playing on live television	7-1	13-1
Playing in November.....	0-0	7-0
Playing in December	0-0	5-1
Playing in January	7-1	7-1
Playing in February	6-0	6-0
Playing in March.....	0-0	0-0
Playing during the day.....	8-0	15-0
Playing at night	5-1	10-2
Playing on Sunday.....	8-0	12-0
Playing on Monday.....	0-0	2-0
Playing on Tuesday.....	0-0	0-0
Playing on Wednesday.....	0-0	1-1
Playing on Thursday.....	5-1	6-1
Playing on Friday	0-0	2-0
Playing on Saturday.....	0-0	2-0
Margin is 5 pts. or less.....	2-1	2-1
Margin is between 6-10.....	4-0	5-1
Margin is between 11-20.....	4-0	6-0
Margin is more than 20.....	3-0	12-0
Having a 20-pt. scorer.....	5-1	10-2
Having a 30-pt. scorer.....	0-0	0-0
Scoring 49 points or less.....	0-0	0-0
Scoring 50-59 points	1-0	1-0
Scoring 60-69 points.....	4-1	7-2
Scoring 70-79 points.....	6-0	10-0
Scoring 80-89 points.....	1-0	5-0
Scoring 90-99 points.....	1-0	2-0

2013-14 Team High / Low

South Carolina Highs	South Carolina Lows	Category	Opponent Lows	Opponent Highs
99 vs. Ole Miss, 1/30	55 at Arkansas, 1/2	Points in Game	25, NC Central, 12/2	74, vs. North Carolina, 12/18
99 vs. Charleston Southern, 11/8				
55 (2nd) vs. Ole Miss, 1/30	17 (1st) at Texas A&M, 1/16	Points in Half	12 (1st), SC State, 12/22 12 (2nd), NC Central, 12/2	45 (2nd) vs. Ole Miss, 1/30
39 vs. Charleston Southern, 11/8	21 vs. Arkansas, 2/9 21 at Arkansas, 1/2	Field Goals Made	8, NC Central, 12/2	28, vs. North Carolina, 12/18
66 vs. C. of Charleston, 11/14	41 at Auburn, 1/12	Field Goal Attempts	48, at San Diego St., 11/23 48, at Clemson, 11/20	73, Kentucky, 1/9
.609 (39-64) vs. Chas. Sthrn., 11/8	.379 (25-66) vs. CofC, 11/14	FG Percentage	.160 (8-50), NC Central, 12/2	.459 (28-61), vs. UNC, 12/18
9 at San Diego St., 11/23	0 at Vanderbilt, 1/26	3-Point FG Made	1, at Vanderbilt, 1/26 1, Kentucky, 1/9 1, NC Central, 12/2 1, at Southern Cal, 11/25 1, at San Diego St., 11/23	9, Missouri, 2/2
9 vs. C. of Charleston, 11/14				
28 vs. C. of Charleston, 11/14	2 at Vanderbilt, 1/26	3-Point FG Attempts	4, at Texas A&M, 1/16	23, Charleston Southern, 11/8
.667 (4-6) vs. Savannah St., 12/28	.000 (0-2) at Vanderbilt, 1/26	3-Point FG Percentage	.071 (1-14), NC Central, 12/2	.571 (4-7), LA Tech, 11/10
32 vs. Ole Miss, 1/30	7 at Vanderbilt, 1/26	Free Throws Made	0, SC State, 12/22	21, Ole Miss, 1/30
48 vs. Savannah State, 12/28	9 at Vanderbilt, 1/26	Free Throw Attempts	2, SC State, 12/22	31, Ole Miss, 1/30
.909 (10-11) vs. Alabama, 1/19	.364 (8-22) vs. LA Tech, 11/10	FT Percentage	.000 (0-2), SC State, 12/22	.933 (14-15), Vanderbilt, 1/5
62 vs. C. of Charleston, 11/14	27 at Auburn, 1/12	Rebounds	19, at Kentucky, 2/20	43, Kentucky, 1/9 43, vs. North Carolina, 12/18
25 vs. Alabama, 1/19	6 vs. North Carolina, 12/18	Assists	4, Seton Hall, 11/17	16, Missouri, 2/2
25 vs. Charleston Southern, 11/8				
17 vs. Charleston Southern, 11/8	2 at Mississippi State, 2/6 2 vs. Alabama, 1/19	Steals	3, Missouri, 2/2 3, Ole Miss, 1/30 3, NC Central, 12/2	13, Arkansas, 2/9
14 at Mississippi State, 2/6	3 at Auburn, 1/12	Blocked Shots	0, at Kentucky, 2/20	6, at Auburn, 1/12
14 vs. Kentucky, 1/9	3 at Southern Cal, 11/25		0, at Vanderbilt, 1/26 0, at Charlotte, 12/8	6, at Arkansas, 1/2
24 at Vanderbilt, 1/26	7 vs. NC Central, 12/2	Turnovers	5, at Mississippi State, 2/6	25, at San Diego St., 11/23 25, Charleston Southern, 11/8
24 at Vanderbilt, 1/26	1 vs. SC State, 12/22	Fouls	13, NC Central, 12/2	33, Missouri, 2/2

2013-14 Individual Superlatives

Category	South Carolina	Opponent
Points in Game	24 by Alaina Coates vs. Ole Miss, 1/30 24 by Alaina Coates vs. Vanderbilt, 1/5	24 by Valencia McFarland, Ole Miss, 1/30 24 by Tabatha Richardson-Smith, Seton Hall, 11/17
Points in Half	18 (2nd) by Aleighsa Welch at Charlotte, 12/8	15 (2nd) by Erica Williams, Winthrop, 12/20 15 (1st) by Tabatha Richardson-Smith, Seton Hall, 11/17
Field Goals Made	11 by Alaina Coates vs. Vanderbilt, 1/5	9 by Jaterra Bonds, Florida, 2/23 9 by Christina Foggie, at Vanderbilt, 1/26 9 by Stephanie Mavunga, vs. North Carolina, 12/18
Field Goal Attempts	19 by Aleighsa Welch at Texas A&M, 1/16	22 by Ka-Deidre Simmons, Seton Hall, 11/17
FG Percentage	1.000 (7-7) by Alaina Coates vs. SC State, 12/22 1.000 (7-7) by Elem Ibiam vs. Charleston Southern, 11/8	.833 (5-6) by Kylee Smith, Vanderbilt, 1/5
3-Point FG Made	4 by Tiffany Mitchell vs. Winthrop, 12/20 4 by Asia Dozier at San Diego St., 11/23 4 by Asia Dozier vs. C. of Charleston, 11/14	5 by Tabatha Richardson-Smith, Seton Hall, 11/17
3-Point FG Attempts	10 by Asia Dozier, at San Diego St., 11/23	9 by Jessica Jackson, at Arkansas, 1/2
3-Point FG Percentage	1.000 (3-3) by Khadijah Sessions, at Kentucky, 2/20 1.000 (3-3) by Tiffany Mitchell at LSU, 2/16	.833 (5-6) by Tabatha Richardson-Smith, Seton Hall, 11/17
Free Throws Made	12 by Tiffany Mitchell vs. Savannah State, 12/28	9 by Tia Faleru, Ole Miss, 1/30
Free Throw Attempts	16 by Tiffany Mitchell vs. Savannah State, 12/28	13 by Tia Faleru, Ole Miss, 1/30
FT Percentage	1.000 (9-9) by Alaina Coates vs. SC State, 12/22	1.000 (6-6) Jessica Jackson, Arkansas, 2/9
Rebounds	17 by Alaina Coates vs. Kentucky, 1/9 17 by Aleighsa Welch vs. C. of Charleston, 11/14	12 by Jhasmin Bowen, at Arkansas, 1/2 12 by Stephanie Mavunga, vs. North Carolina, 12/18
Assists	9 by Tiffany Mitchell at San Diego St., 11/23	8 by Dequesha McClanahan, Winthrop, 12/20
Steals	6 by Tiffany Mitchell at Auburn, 1/12	5 by Keira Peak, Arkansas, 2/9
Blocked Shots	7 by Elem Ibiam at Mississippi State, 2/6	4 by Monique Maximilien, Charleston Southern, 11/8
Turnovers	8 by Aleighsa Welch at Vanderbilt, 1/26	7 by Lianna Doty, Missouri, 2/2 7 by Kourtney Williams, SC State, 12/22 7 by Ahjalee Harvey, at San Diego St., 11/23
Minutes Played	43 by Aleighsa Welch at Texas A&M, 1/16	45 by Jordan Jones, at Texas A&M, 1/16

The Last Time ...

Individual

Scored 50 Points

South Carolina 51, Jocelyn Penn vs. Stetson, 1/4/03
Opponent Never

Scored 40 Points

South Carolina 51, Jocelyn Penn vs. Stetson, 1/4/03
Opponent 46, Cornelia Gayden, LSU, 1/14/95

Scored 30 Points

South Carolina 30, Ieasia Walker vs. Clemson, 11/18/10
Opponent 32, LaQueta Ferguson, Florida International, 11/25/07

Grabbed 20 Rebounds

South Carolina 25, Kelsey Bone vs. Boston University, 12/28/09
Opponent 24, Courtney Paris, Oklahoma, 12/30/07

Grabbed 15 Rebounds

South Carolina 16, Aleighsa Welch at Texas A&M, 1/16/14
Opponent 15, Kelsey Bone, Texas A&M, 2/10/13

Two Players with 20 or More Points

South Carolina La'Keisha Sutton 21/Markeshia Grant 20 vs. North Carolina, 12/18/11
Opponent Monica Engelmann 27/Angel Goodrich 20, Kansas, 3/25/13

Two Players with 10 or More Rebounds

South Carolina Aleighsa Welch 16/Elem Ibiyam 12 at Texas A&M, 1/16/14
Opponent Quistelle Williams 10/Berna Calli 10, Arkansas, 1/27/13

Had 10 Assists

South Carolina 10, Samone Kennedy at Florida, 2/24/08
Opponent 11, Marneshia Richard, Mississippi State, 1/21/07

Had Five Steals

South Carolina 6, Tiffany Mitchell at Auburn, 1/12/14
Opponent 5, Keira Peak, Arkansas, 2/9/14

Had Five Blocked Shots

South Carolina 5, Alaina Coates vs. Florida, 2/23/14
Opponent 7, Isabelle Harrison, Tennessee, 1/3/13

Had a Double-Double

South Carolina Alaina Coates (16 pts/12 rebs) vs. Florida, 2/23/14
Opponent Bri Kulas (21 pts/10 rebs), Missouri, 2/2/14

Two Players had a Double-Double

South Carolina Alaina Coates (10 pts/17 rebs)/Aleighsa Welch (16 pts/14 rebs) vs. Kentucky, 1/9/14
Opponent Chiney Ogumike (11 pts/10 rebs)/Nnemkadi Ogumike (39 pts/10 rebs), Stanford, 3/24/12

Three Players had a Double-Double

South Carolina Ashley Bruner (16 pts/12 rebs)/Aleighsa Welch (16 pts/ 11 rebs)/Elem Ibiyam (12 pts/10 rebs) vs. Kansas, 3/25/13
Opponent Merlakia Jones (26 pts/10 rebs)/Takilya Davis (19 pts/13 rebs)/DeLisha Milton (14 pts/15 rebs), at Florida, 2/20/94

Had a Triple-Double

South Carolina Iva Sliskovic (18 pts, 15 rebs, 10 assts) vs. High Point, 12/20/06
Opponent Never

Team

Scored 100 Points

South Carolina 102 vs. North Carolina A&T, 3/21/08
Opponent 103, Clemson, 11/21/03

Won by 30 or More Points

South Carolina 82-40 (42) vs. Savannah State, 12/28/13
Opponent 66-34 (32), Georgia, 3/4/11

Shot 65% or Better from the Field

South Carolina .652 (45-69) vs. East Tennessee State, 12/19/00
Opponent Never

Shot 60% or Better from the Field

South Carolina .608 (31-51) vs. Ole Miss, 1/30/14
Opponent .604 (29-48), Vanderbilt, 1/18/01

Shot 50% or Better from the Field

South Carolina .526 (30-57) at Kentucky, 2/20/14
Opponent .535 (23-43), Missouri, 2/28/13

No Players in Double-Figure Points

South Carolina at Auburn, 1/19/12
Opponent Arkansas, 2/9/14

Five Players in Double-Figure Points

South Carolina vs. Missouri, 2/2/14
Opponent Arkansas, 2/14/10

More Than Five Players in Double-Figure Points

South Carolina 6 vs. Missouri, 2/2/14
Opponent 6, at Georgia, 2/13/03

Faced AP Top-25 Opponent

Win 81-58 at No. 15 Kentucky, 2/20/14
Loss 65-67 at No. 25 Texas A&M, 1/16/14

Faced AP Top-10 Opponent

Win 68-59 vs. No. 9 Kentucky, 1/9/14
Loss 78-74 at No. 7 Kentucky, 2/14/13

Faced AP Top-5 Opponent

Win 55-50 vs. No. 5 Kentucky, 1/24/13
Loss 49-53 vs. No. 1 Stanford, 12/19/12

Faced AP No. 1 Team

Win Never
Loss 49-53 vs. No. 1 Stanford, 12/19/12

Overtime Game

Win 58-55 vs. Drexel, 11/28/12
Loss 65-57 at Texas A&M, 1/16/14

Double-Overtime Game

Win 92-91 at Florida State, 2/4/91
Loss 92-94 at Clemson, 11/19/09

South Carolina Was Ranked (AP Poll)

AP No. 1 Never
AP Top 10 No. 4, 2/24/14
AP Top 25 No. 4, 2/24/14



ALAINA COATES

6-4 • Freshman • Center
Irmo, S.C. • Dutch Fork

#41

Miscellaneous Stats

	Season	Career
Double-Double	8	8
20+ Points	5	5
10+ Points	18	18
10+ Rebounds	8	8
Tm-High Pts.	5	5
Tm-High Rebs.	14	14

- Has played in 27 games, including one start (LA Tech)
- Named SEC Freshman of the Week four times
- Only freshman to rank among SEC's top 25 scorers (23rd) and top 20 rebounders (8th) ... Is third in SEC and 46th in nation with 2.0 blocks per game ... In SEC games, averages 12.5 points (24th) and 8.6 rebounds (4th)
- Holds Gamecock freshman record with 54 blocked shots, tying her for fifth in the all-time single-season standings
- Has led the team in scoring five times (Charleston Southern, at San Diego St., SC State, Vanderbilt, Ole Miss)
- Has led the team in rebounding 14 times (LA Tech, Seton Hall, at San Diego St., at USC, NC Central, Sav. St., at Ark., Vandy, Kentucky, Auburn, Ole Miss, Ark., at LSU, Fla.)
- Posted eighth double-double of season against Florida (Feb. 23) while tying career high and Gamecock freshman record of five blocked shots
- Scored nine of her 13 points at #19/17 LSU (Feb. 16) in the second half, including six during a 9-0 run after the Lady Tigers has pulled within two midway through the half
- Named SEC Freshman of the Week (Feb. 3) after leading team in scoring and rebounding over two wins that moved Gamecocks into first place in SEC
- Became first freshman to record at least 20 points against an SEC opponent since the 2010 SEC Tournament with her career-high tying 24 against Ole Miss (Jan. 30), making her one of just six Gamecock freshman all-time to record at least five 20-point games
- Played just 12 minutes at #16/19 Vanderbilt (Jan. 26) due to foul trouble, still blocking four shots, including three in second half to help secure victory
- Posted six points and six rebounds in just 11 minutes of first-half action against Alabama (Jan. 19), narrowly missing a double-double with 10 points and nine rebounds
- Earned third SEC Freshman of the Week award (Jan. 13) after averaging 12.0 points and 11.3 rebounds in wins over Kentucky and Auburn
- Scored all 14 of her points at Auburn, (Jan. 12) in first half, including eight during 19-10 run that closed half with game tied after Gamecocks trailed by as many as 12
- Set Gamecock freshman record with 17 rebounds against #9/10 Kentucky (Jan. 9) and posted fourth-straight double-double
- Named SEC Freshman of the Week (Jan. 6) for back-to-back double-doubles to open SEC play, becoming first Gamecock freshman ever to post double-doubles in her first two SEC outings
- Scored 12 of her career-high 24 points against Vanderbilt (Jan. 5) during final 10 minutes of first half to help turn two-point deficit into 11-point halftime lead
- Tied program's freshman single-game record with five blocks at Arkansas (Jan. 2) while posting second-straight double-double, including five defensive rebounds during crucial seven-minute stretch of second half to keep Razorbacks from putting together complete rally
- Recorded double-double against Savannah State (Dec. 28), doing nearly all of it in the second half – 11 points and nine rebounds in final 20 minutes
- Posted only perfect shooting night by a freshman (minimum five attempts each in program history), hitting 7-of-7 from the field and 9-of-9 free throws against SC State (Dec. 22), with field goal performance tying for fourth in Colonial Life Arena history
- Scored 17 of her career-high 21 points at San Diego State (Nov. 23) in the second half, including a personal 7-0 run late in the game
- Made 11 free throws at San Diego State (Nov. 23), second-most by a Gamecock freshman in school history while her 15 attempts tied the freshman record

- Named SEC Freshman of the Week (Nov. 18) after averaging a double-double in two games (CofC, Seton Hall)
- Grabbed 14 rebounds against CofC (Nov. 14), 10 in the second half, to tie for third in school history among freshmen, one shy of the freshman school record

2013-14 Game-by-Game

Opponent	Date	GS	MIN	FG-A	3FG-A	FTA	Reb	PF	A	TO	B	S	TP
Chas. Sthrn.	11/08	17	9-14	0-0	2-2	4-3-7	2	1	1	2	1	20	
LA Tech	11/10	*	19	6-10	0-0	0-3	5-5-10	3	0	0	0	0	12
CofC	11/14		13	3-6	0-0	5-9	5-9-14	2	0	1	3	0	11
Seton Hall	11/17		19	4-5	0-0	2-6	3-5-8	3	1	0	4	1	10
at Clemson	11/20		15	2-5	0-0	5-8	1-5-6	4	0	1	1	2	9
at San Diego State	11/23		22	5-6	0-0	11-15	1-7-8	4	0	0	1	0	21
at USC	11/25		17	4-7	0-0	0-1	1-8-9	4	0	2	0	1	8
NC Central	12/02		22	7-8	0-0	1-2	2-5-7	3	1	1	2	1	15
at Charlotte	12/08		12	0-4	0-0	2-2	2-2-4	0	0	0	2	0	2
vs. N. Carolina	12/18		9	0-0	0-0	0-0	0-1-1	1	0	1	1	0	0
Winthrop	12/20		8	1-2	0-0	1-2	3-0-3	1	0	4	1	0	3
SC State	12/22		17	7-7	0-0	9-9	0-5-5	0	1	3	3	0	23
Savannah St.	12/28		24	4-5	0-0	9-14	5-7-12	2	0	2	3	0	17
at Arkansas*	01/02		26	5-8	0-0	1-2	2-10-12	3	0	2	5	0	11
Vanderbilt*	01/05		28	11-16	0-0	2-4	4-6-10	2	0	3	3	1	24
Kentucky*	01/09		27	3-9	0-0	4-7	7-10-17	2	0	3	4	1	10
at Auburn*	01/12		25	4-5	0-0	6-10	2-4-6	1	0	1	1	1	14
at Texas A&M*	01/16		22	3-6	0-0	2-4	2-3-5	3	0	3	0	1	8
Alabama*	01/19		21	4-9	0-0	2-2	5-4-9	4	1	1	2	0	10
at Vanderbilt*	01/26		12	3-4	0-0	0-1	0-5-5	5	0	3	4	0	6
Ole Miss*	01/30		22	8-10	0-0	8-10	3-9-12	3	0	1	0	1	24
Missouri*	02/02		16	5-7	0-0	3-9	1-4-5	1	1	0	4	0	13
at Miss. State*	02/06		21	3-7	0-0	2-2	1-4-5	2	0	0	3	0	8
Arkansas*	02/09		22	3-5	0-0	4-5	1-7-8	1	0	7	0	0	10
at LSU*	02/16		17	5-7	0-0	3-4	1-7-8	3	1	3	0	3	13
at Kentucky*	02/20		20	3-6	0-0	2-2	1-5-6	1	0	2	0	1	8
Florida*	02/23		22	5-5	0-0	6-8	1-11-12	1	1	0	5	0	16
Georgia*	02/27												
at Tennessee*	03/02												

Career Highs – All Games

Pts ... 24, 2x, last vs. Ole Miss, 1/30/14
 FG 11 vs. Vanderbilt, 1/5/14
 FGA 16 vs. Vanderbilt, 1/5/14
 FG %..... 1.00 (7-7) vs SC State, 12/22/13
 FT 11 at San Diego St., 11/23/13
 FTA 15 at San Diego St., 11/23/13
 FT %..... 1.00 (9-9), vs. SC State, 12/22/13
 Rebs..... 17 vs. Kentucky, 1/9/14
 Off Rebs..... 7 vs. Kentucky, 1/9/14
 Def Rebs..... 11 vs. Florida, 2/23/14
 Blks 5, 2x, last vs. Florida, 2/23/14
 Stls..... 3 at LSU, 2/16/14
 Assts 1, 8x, last vs. Florida, 2/23/14
 Min..... 28 vs. Vanderbilt, 1/5/14

Career – SEC Games

Pts ... 24, 2x, last vs. Ole Miss, 1/30/14
 FG 11 vs. Vanderbilt, 1/5/14
 FGA 16 vs. Vanderbilt, 1/5/14
 FG %..... 1.00 (5-5) vs. Florida, 2/23/14
 FT 8 vs. Ole Miss, 1/30/14
 FTA 10, 2x, last vs. Ole Miss, 1/30/14
 FT %.... 1.00 (2-2), 2x, last at Miss. St., 2/6/14
 Rebs..... 17 vs. Kentucky, 1/9/14
 Off Rebs 7 vs. Kentucky, 1/9/14
 Def Rebs..... 11 vs. Florida, 2/23/14
 Blks 5, 2x, last vs. Florida, 2/23/14
 Stls..... 3 at LSU, 2/16/14
 Assts 1, 4x, last vs. Florida, 2/23/14
 Min..... 28 vs. Vanderbilt, 1/5/14

Career Stats at South Carolina

Year	GP	GS	Min	Avg	FG	FGA	Pct	3FG	FGA	Pct	FT	FTA	Pct	Off	Def	Tot	Avg	PF	FO	A	TO	Blk	Stl	Pts	Avg
2013-14	27	1	515	19.1	117	183	.639	0	0	—	92	143	.643	63	151	214	7.9	61	1	8	45	54	15	326	12.1



TIFFANY DAVIS

5-7 • R-Freshman • Guard
Houston, Texas • Westbury Christian

- Has played in 25 games, including seven starts
- Hit a pair of 3s en route to a career-high 11 points against Ole Miss (Jan. 30)
- Was solid against pressure from #9/10 Kentucky (Jan. 9), not committing a turnover in 16 minutes on the floor
- Grabbed a career-high six rebounds at Arkansas (Jan. 2)
- Scored a career-high eight in her third start of the season against Savannah State (Dec. 28), including a perfect shooting night highlighted by a pair of 3s
- Posted her most productive start against SC State (Dec. 22), scoring six points and matching career high with three assists
- Drew first career start against Winthrop (Dec. 20), taking over point guard duties from the injured Khadijah Sessions
- Returned to action at Charlotte (Dec. 8) after recovering from shoulder injury, playing a steady eight minutes
- Matched her career high with three assists in just three minutes at San Diego State (Nov. 23) before a first-half shoulder injury ended her game
- Scored a career-high seven points against College of Charleston (Nov. 14), hitting 2-of-4 from the field, including a 3-pointer, while dishing out three assists
- Returned from knee surgery last season to score five points on 2-of-3 shooting in the season opener against Charleston Southern (Nov. 8)

#15

Miscellaneous Stats

	Season	Career
Double-Double	0	0
10+ Points	1	1
5+ Assists	0	0
5+ Steals	0	1
Tm-High Pts.	0	0
Tm-High Assts.	0	0

2013-14 Game-by-Game

Opponent	Date	GS	MIN	FG-A	3FG-A	FTA	Reb	PF	A	TO	B	S	TP
Chas. Sthrn.	11/08	16	2-3	0-0	1-3	1-1-2	1	1	2	1	0	5	
LA Tech	11/10	10	1-4	1-4	0-0	1-1-2	0	1	2	0	1	3	
CofC	11/14	19	2-4	1-2	2-2	0-1-1	0	3	2	0	1	7	
Seton Hall	11/17	5	0-0	0-0	0-0	0-1-1	0	0	1	0	0	0	
at Clemson	11/20	10	0-0	0-0	0-0	0-0-0	0	1	0	0	0	0	
at San Diego State	11/23	3	0-1	0-0	0-0	0-0-0	0	3	0	0	0	0	
at USC	11/25												
NC Central	12/02												
at Charlotte	12/08	8	0-0	0-0	0-0	0-0-0	1	0	1	0	0	0	
vs. N. Carolina	12/18	7	0-1	0-0	0-0	0-0-0	0	0	0	0	0	0	
Winthrop	12/20	*	26	1-5	1-5	0-0	4-4	2	2	6	0	1	3
SC State	12/22	*	15	2-6	2-2	0-0	0-1-1	0	3	3	0	1	6
Savannah St.	12/28	*	22	3-3	2-2	0-2	0-1-1	1	0	1	0	0	8
at Arkansas*	01/02	*	30	1-4	0-1	1-2	0-6-6	3	1	6	0	0	3
Vanderbilt*	01/05	*	18	1-2	0-1	1-1	0-1-1	3	2	1	0	0	3
Kentucky*	01/09	*	16	0-2	0-0	0-0	0-0-0	2	1	0	0	0	0
at Auburn*	01/12	*	3	0-1	0-1	0-0	0-1-1	1	0	2	0	0	0
at Texas A&M*	01/16		11	0-0	0-0	0-1-1	2	0	1	0	0	0	
Alabama*	01/19		1	0-1	0-0	0-0	0-0-0	0	0	1	0	0	0
at Vanderbilt*	01/26		6	0-0	0-0	0-0	0-1-1	1	1	1	0	0	0
Ole Miss*	01/30		16	2-3	2-2	5-6	0-2-2	1	1	2	0	0	11
Missouri*	02/02		11	0-2	0-2	0-0	0-0-0	2	2	1	0	0	0
at Miss. State*	02/06		13	2-4	0-2	0-0	0-0-0	0	0	1	0	0	4
Arkansas*	02/09		12	1-3	1-1	0-0	2-0-2	0	1	0	0	0	3
at LSU*	02/16		5	1-1	0-0	1-2	0-0-0	0	0	0	0	0	3
at Kentucky*	02/20		3	0-0	0-0	0-0	0-0-0	1	0	1	0	0	0
Florida*	02/23		14	1-1	1-1	0-0	0-1-1	1	2	2	0	0	3
Georgia*	02/27												
at Tennessee*	03/02												

Career Highs – All Games

Pts 11 vs. Ole Miss, 1/30/14
 FG 3 vs. Savannah State, 12/28/13
 FGA 6 vs. SC State, 12/22/13
 3FG 2, 3x, last vs. Ole Miss, 1/30/14
 3FGA 5 vs. Winthrop, 12/20/13
 FT 5 vs. Ole Miss, 1/30/14
 FTA 6 vs. Ole Miss, 1/30/14
 Rebs 6 at Arkansas, 1/2/14
 Off Rebs 4 vs. Winthrop 12/20/13
 Def Rebs 6 at Arkansas, 1/2/14
 Stls 5 vs. Elon, 11/9/12
 Assts 3, 4x, last vs. SC State, 12/22/13
 Min 30 at Arkansas, 1/2/14

Season Highs – All Games

Pts 11 vs. Ole Miss, 1/30
 FG 3 vs. Savannah State, 12/28
 FGA 6 vs. SC State, 12/22
 3FG 2, 3x, last vs. Ole Miss, 1/30
 3FGA 5 vs. Winthrop, 12/20
 FT 5 vs. Ole Miss, 1/30
 FTA 6 vs. Ole Miss, 1/30
 Rebs 6 at Arkansas, 1/2
 Off Rebs 4 vs. Winthrop 12/20
 Def Rebs 6 at Arkansas, 1/2
 Stls 1, 4x, last vs. SC State, 12/22
 Assts 3, 3x, last vs. SC State, 12/22
 Min 30 at Arkansas, 1/2

Career Highs – SEC Games

Pts 11 vs. Ole Miss, 1/30/14
 FG 2, 2x, last at Miss. St., 2/6/14
 FGA 4, 2x, last at Miss. St., 2/6/14
 3FG 2 vs. Ole Miss, 1/30/14
 3FGA 2, 3x, last at Miss. St., 2/6/14
 FT 5 vs. Ole Miss, 1/30/14
 FTA 6 vs. Ole Miss, 1/30/14
 Rebs 6 at Arkansas, 1/2/14
 Off Rebs 2 vs. Arkansas, 2/9/14
 Def Rebs 6 at Arkansas, 1/2/14
 Stls
 Assts 2, 3x, last vs. Florida, 2/23/14
 Min 30 at Arkansas, 1/2/14

Season Highs – SEC Games

Pts 11 vs. Ole Miss, 1/30
 FG 2, 2x, last at Miss. St., 2/6
 FGA 4, 2x, last at Miss. St., 2/6
 3FG 2 vs. Ole Miss, 1/30
 3FGA 2, 3x, last at Miss. St., 2/6
 FT 5 vs. Ole Miss, 1/30
 FTA 6 vs. Ole Miss, 1/30
 Rebs 6 at Arkansas, 1/2
 Off Rebs 2 vs. Arkansas, 2/9
 Def Rebs 6 at Arkansas, 1/2
 Stls
 Assts 2, 3x, last vs. Florida, 2/23
 Min 30 at Arkansas, 1/2

Career Stats at South Carolina

Year	GP	GS	Min	Avg	FG	FGA	Pct	3FG	FGA	Pct	FT	FTA	Pct	Off	Def	Tot	Avg	PF	FO	A	TO	Blk	Stl	Pts	Avg
2012-13	3	0	40	13.3	4	8	.500	1	4	.250	3	4	.750	1	3	4	1.3	2	0	4	2	0	5	12	4.0
2013-14	25	7	300	12.0	20	51	.392	11	26	.423	11	18	.611	4	23	27	1.1	22	0	25	37	1	4	62	2.5
Career Totals	28	7	340	12.1	24	59	.407	12	30	.400	14	22	.636	5	26	31	1.1	24	0	29	39	1	9	74	2.6



ASIA DOZIER

6-0 • Sophomore • Guard/Forward
Columbia, S.C. • Spring Valley

#31

Miscellaneous Stats

	Season	Career
Double-Double	0	0
10+ Points	7	9
10+ Rebounds	0	1
5+ Assists	6	7
Tm-High Pts.	1	1
Tm-High Assts.	8	9

- Has played in every game this season, starting 26
- Has led the team in scoring one time (CofC)
- Had led the team in assists eight times (at Charlotte, at Arkansas, Vanderbilt, Kentucky, at Auburn, at Miss. St., Arkansas, Florida)
- Ranks 12th in the SEC with 3.4 assists per conference game with three league games of five assists and is seventh in assist-to-turnover ratio (1:4) in conference games
- Hit a 3 from the left corner to spark a 14-4 early in second half of win over Florida (Feb. 23)
- Hit clutch 3-pointer during Bulldogs' second-half rally at Mississippi State (Feb. 6) then scored on baseline out-of-bounds play after lead was cut to one, finishing in double-figure points for second-straight game
- Handed out career-high six assists against Ole Miss (Jan. 30)
- Scored all of her nine points at #16/19 Vanderbilt (Jan. 26) in first half, including seven straight to help team stay in front while three other starters sat with foul trouble
- Drained a 3 to bring Gamecocks within a point with under four minutes to play at #25/21 Texas A&M
- Hit a 3 early in second half at Auburn (Jan. 12) to give Gamecocks first lead of the game, added a free throw late in game to hold off Tigers' late rally
- Dished team-high five assists against Vanderbilt (Jan. 5) for second-straight game
- Played solid all-around game at Arkansas (Jan. 2), tying career high with five assists while logging just shy of the full 40 minutes
- Netted three 3s en route to 13 points and handed out five assists in 39 minutes, playing huge role in staving off second-half Winthrop (Dec. 20) rally
- Responded well to coming off the bench at Charlotte (Dec. 8), contributing in every category – 10 points, four assists, five rebounds, two steals in 32 minutes
- Scored all of her career-high 16 points at San Diego State (Nov. 23) in the first half, hitting 3-of-6 3s in her 17 minutes before halftime
- Posted a career-high 16 points against CofC (Nov. 14) to lead team in scoring for first time in her career

2013-14 Game-by-Game

Opponent	Date	GS	MIN	FG-A	3FG-A	FTA	Reb	PF	A	TO	B	S	TP
Chas. Sthrn.	11/08	*	17	1-3	0-0	2-2	2-1-3	1	5	1	1	2	4
LA Tech	11/10	*	21	3-5	1-1	0-0	0-1-1	1	0	3	0	0	7
CofC	11/14	*	25	6-12	4-8	0-0	0-2-2	1	3	1	0	0	16
Seton Hall	11/17	*	27	2-6	2-4	0-0	0-4-4	2	2	3	0	2	6
at Clemson	11/20	*	30	2-9	0-5	0-1	3-6-9	3	0	2	0	0	4
at San Diego State	11/23	*	28	5-13	4-10	2-2	3-0-3	2	0	2	0	2	16
at USC	11/25	*	25	1-4	0-1	2-2	0-2-2	1	2	3	0	0	4
NC Central	12/02	*	18	2-3	1-2	1-2	0-2-2	0	1	0	0	0	6
at Charlotte	12/08		32	4-7	0-1	2-3	2-3-5	1	4	5	1	2	10
vs. N. Carolina	12/18	*	21	1-3	0-2	1-2	1-2-3	4	1	2	0	0	3
Winthrop	12/20	*	39	4-9	3-7	2-4	0-2-2	1	5	2	0	0	13
SC State	12/22	*	20	1-5	1-4	1-2	0-0-4	0	3	1	0	1	4
Savannah St.	12/28	*	19	4-8	2-2	0-0	0-1-1	2	1	0	0	1	10
at Arkansas*	01/02	*	40	4-12	1-3	0-0	0-2-2	2	5	7	0	1	9
Vanderbilt*	01/05	*	29	1-7	1-2	2-2	0-1-1	2	5	5	0	1	5
Kentucky*	01/09	*	24	0-6	0-1	0-0	0-1-1	3	4	2	1	0	0
at Auburn*	01/12	*	31	3-4	2-3	1-3	0-5-5	2	3	5	0	0	9
at Texas A&M*	01/16	*	33	2-9	1-5	0-0	0-3-3	4	0	4	1	0	5
Alabama*	01/19	*	26	3-4	2-3	0-0	0-3-3	1	5	1	0	0	8
at Vanderbilt*	01/26	*	29	4-9	0-1	1-2	0-3-3	3	2	0	0	0	9
Ole Miss*	01/30	*	23	1-4	0-1	2-4	0-1-1	1	6	2	0	1	4
Missouri*	02/02	*	33	3-6	3-4	2-4	1-2-3	4	4	0	1	1	11
at Miss. State*	02/06	*	27	4-8	2-3	0-0	1-2-3	3	4	2	0	1	10
Arkansas*	02/09	*	20	0-4	0-4	0-0	0-0-1	0	4	3	0	0	0
at LSU*	02/16	*	28	0-5	0-4	1-2	0-1-1	1	1	2	1	1	1
at Kentucky*	02/20	*	33	2-6	0-1	0-0	1-3-4	1	2	1	0	0	4
Florida*	02/23	*	30	1-8	1-6	0-0	2-4-6	4	3	1	1	1	3
Georgia*	02/27												
at Tennessee*	03/02												

Career Highs – All Games

Pts 16, 2x, last at San Diego St., 11/23/13
 FG 6 vs. C. of Charleston, 11/14/13
 FGA 13 at San Diego St., 11/23/13
 3FG... 4, 2x, last at San Diego St., 11/23/13
 3FGA 10 at San Diego St., 11/23/13
 FT 4 vs. Elon, 11/9/12
 FTA 7 vs. Elon, 11/9/12
 Rebs 10 vs. Elon, 11/9/12
 Off Rebs 4 vs. Elon, 11/9/12
 Def Rebs . 6, 2x, last at Clemson, 11/20/13
 Blks 1, 11x, last vs. Florida, 2/23/14
 Stls 2, 5x, last at Charlotte, 12/8/13
 Assts 6 vs. Ole Miss, 1/30/14
 Min 40 at Arkansas, 1/2/14

Career Highs – SEC Games

Pts 11 vs. Missouri, 2/2
 FG 4, 4x, last at Miss. St., 2/6/14
 FGA 12 at Arkansas, 1/2/14
 3FG 3 vs. Missouri, 2/2/14
 3FGA 6, 2x, last vs. Florida, 2/23/14
 FT 2, 3x, last vs. Missouri, 2/2/14
 FTA 4, 2x, last vs. Missouri, 2/2/14
 Rebs 6, 2x, last vs. Florida, 2/23/14
 Off Rebs 2, 2x, last vs. Fla., 2/23/14
 Def Rebs 5 at Auburn, 1/12/14
 Blks 1, 6x, last vs. Florida, 2/23/14
 Stls 1, 8x, last vs. Florida, 2/23/14
 Assts 6 vs. Ole Miss, 1/30/14
 Min 40 at Arkansas, 1/2/14

Season Highs – All Games

Pts .. 16, 2x, last at San Diego St., 11/23/13
 FG 6 vs. C. of Charleston, 11/14
 FGA 13 at San Diego St., 11/23
 3FG .. 4, 2x, last at San Diego St., 11/23
 3FGA 10 at San Diego St., 11/23
 FT 2, 8x, last vs. Missouri, 2/2
 FTA 4, 3x, last vs. Missouri, 2/2
 Rebs 9 at Clemson, 11/20
 Off Rebs .. 3, 2x, last at San Diego St., 11/23
 Def Rebs 6 at Clemson, 11/20
 Blks 1, 7x, last vs. Florida, 2/23
 Stls 2, 4x, last at Charlotte, 12/8
 Assts 6 vs. Ole Miss, 1/30
 Min 40 at Arkansas, 1/2

Season Highs – SEC Games

Pts 11 vs. Missouri, 2/2
 FG 4, 3x, last at Miss. St., 2/6
 FGA 12 at Arkansas, 1/2
 3FG 3 vs. Missouri, 2/2
 3FGA 6 vs. Florida, 2/23
 FT 2, 3x, last vs. Missouri, 2/2
 FTA 4, 2x, last vs. Missouri, 2/2
 Rebs 6 vs. Florida, 2/23
 Off Rebs 2 vs. Florida, 2/23
 Def Rebs 5 at Auburn, 1/12
 Blks 1, 5x, last vs. Florida, 2/23
 Stls 1, 7x, last vs. Florida, 2/23
 Assts 6 vs. Ole Miss, 1/30
 Min 40 at Arkansas, 1/2

Career Stats at South Carolina

Year	GP	GS	Min	Avg	FG	FGA	Pct	3FG	FGA	Pct	FT	FIA	Pct	Off	Def	Tot	Avg	PF	FO	A	TO	Blk	Stl	Pts	Avg
2012-13	31	0	398	12.8	28	134	.209	16	91	.176	11	24	.458	19	42	61	2.0	35	1	25	20	4	8	83	2.7
2013-14	27	26	9728	27.0	64	179	.358	31	88	.352	22	37	.595	16	62	78	2.9	51	0	75	60	7	17	181	6.7
Career Totals	58	26	1126	19.4	92	313	.294	47	179	.263	33	61	.541	35	104	139	2.4	86	1	100	80	11	25	264	4.6



INDIA FARMER

6-0 • Freshman • Forward
N. Myrtle Beach, S.C. • N. Myrtle Beach

- Has played in 13 games
- Netted first career SEC points with a late 3 against Alabama (Jan. 19)
- Scored her first career points on a 3-pointer against NC Central (Dec. 2), also snagging three rebounds in her 11 minutes of play

#0

Miscellaneous Stats

	Season	Career
Double-Double	0	0
10+ Points	0	0
10+ Rebounds	0	0
5+ Blocks	0	0
Tm-High Pts.	0	0
Tm-High Rebs.	0	0

2013-14 Game-by-Game

Opponent	Date	GS	MIN	FG-A	3FG-A	FTA	Reb	PF	A	TO	B	S	TP
Chas. Sthrn.	11/08	6	0-0	0-0	0-0	0-0-0	0	0	0	0	0	0	0
LA Tech	11/10	1	0-0	0-0	0-0	0-0-0	0	0	0	0	0	0	0
CofC	11/14	5	0-0	0-0	0-0	0-0-0	1	0	0	0	0	0	0
Seton Hall	11/17					— DNP (Coach's Decision)	—						
at Clemson	11/20	1	0-0	0-0	0-0	0-0-0	0	0	0	0	0	0	0
at San Diego State	11/23					— DNP (Coach's Decision)	—						
at USC	11/25					— DNP (Coach's Decision)	—						
NC Central	12/02	11	1-3	1-2	0-0	1-2-3	1	0	0	0	0	0	3
at Charlotte	12/08					— DNP (Coach's Decision)	—						
vs. N. Carolina	12/18					— DNP (Coach's Decision)	—						
Winthrop	12/20					— DNP (Coach's Decision)	—						
SC State	12/22	5	0-2	0-0	0-0	1-0-1	0	0	0	0	0	0	0
Savannah St.	12/28	4	0-0	0-0	0-0	0-0-0	0	0	0	0	1	0	0
at Arkansas*	01/02					— DNP (Coach's Decision)	—						
Vanderbilt*	01/05					— DNP (Coach's Decision)	—						
Kentucky*	01/09					— DNP (Coach's Decision)	—						
at Auburn*	01/12					— DNP (Coach's Decision)	—						
at Texas A&M*	01/16					— DNP (Coach's Decision)	—						
Alabama*	01/19	1	1-1	1-1	0-0	0-0-0	1	0	0	0	0	0	3
at Vanderbilt*	01/26					— DNP (Coach's Decision)	—						
Ole Miss*	01/30	2	0-1	0-1	0-0	0-0-0	1	0	0	0	0	0	0
Missouri*	02/02	1	0-0	0-0	0-0	0-0-0	0	0	0	0	0	0	0
at Miss. State*	02/06					— DNP (Coach's Decision)	—						
Arkansas*	02/09	2	0-0	0-0	0-0	0-0-0	0	0	1	0	0	0	0
at LSU*	02/16	1	0-0	0-0	0-0	0-0-0	0	0	0	0	0	0	0
at Kentucky*	02/20					— DNP (Coach's Decision)	—						
Florida*	02/23	1	0-0	0-0	0-0	0-0-0	0	0	0	0	0	0	0
Georgia*	02/27												
at Tennessee*	03/02												

Career Highs – All Games

Pts3, last vs. Alabama, 1/19/14
 FG1, 2x, last vs. Alabama, 1/19/14
 FGA..... 3 vs. NC Central, 12/2/13
 3FG1, 2x, last vs. Alabama, 1/19/14
 3FGA..... 2 vs. NC Central, 12/2/13
 FT.....
 FTA.....
 Rebs..... 3 vs. NC Central, 12/2/13
 Off Rebs 1, 2x, last vs. SC State, 12/22/13
 Def Rebs..... 2 vs. NC Central, 12/2/13
 Blks 1, vs. Savannah State, 12/28/13
 Stls.....
 Assts
 Min..... 11 vs. NC Central, 12/2/13

Career Highs – SEC Games

Pts 3 vs. Alabama, 1/19/14
 FG 1 vs. Alabama, 1/19/14
 FGA... 1, 2x, last vs. Ole Miss, 1/30/14
 FT.....
 FTA.....
 Rebs.....
 Off Rebs
 Def Rebs.....
 Blks
 Stls.....
 Assts
 Min..... 2, 2x last vs. Arkansas, 2/9/14

Season Highs – All Games

Pts 3, last vs. Alabama, 1/19
 FG 1, 2x, last vs. Alabama, 1/19
 FGA..... 3 vs. NC Central, 12/2
 3FG 1, 2x, last vs. Alabama, 1/19
 3FGA..... 2 vs. NC Central, 12/2
 FT.....
 FTA.....
 Rebs..... 3 vs. NC Central, 12/2/13
 Off Rebs 1, 2x, last vs. SC State, 12/22
 Def Rebs..... 2 vs. NC Central, 12/2/13
 Blks 1, vs. Savannah State, 12/28
 Stls.....
 Assts
 Min..... 11 vs. NC Central, 12/2/13

Season Highs – SEC Games

Pts 3 vs. Alabama, 1/19
 FG 1 vs. Alabama, 1/19
 FGA..... 1, 2x, last vs. Ole Miss, 1/30
 FT.....
 FTA.....
 Rebs.....
 Off Rebs
 Def Rebs.....
 Blks
 Stls.....
 Assts
 Min..... 2, 2x last vs. Arkansas, 2/9

Career Stats at South Carolina

Year	GP	GS	Min	Avg	FG	FGA	Pct	3FG	FGA	Pct	FT	FTA	Pct	Off	Def	Tot	Avg	PF	FO	A	TO	Blk	Stl	Pts	Avg
2013-14	13	0	41	3.2	2	7	.286	2	4	.500	0	0	—	2	2	4	0.3	4	0	0	1	1	0	6	0.5



OLIVIA GAINES

5-7 • Junior • Guard
Chester, S.C. • Louisburg College (N.C.)

#2

Miscellaneous Stats

	Season	Career
Double-Double	0	0
10+ Points	0	0
10+ Rebounds	0	0
5+ Assists	1	1
Tm-High Pts.	0	0
Tm-High Assts.	1	1

- Has played in 25 games with one start (vs. Alabama), adding great spark to defensive effort
- Provided great energy off bench at #15/15 Kentucky (Feb. 20), including three defensive rebounds during a key run late in the first half
- Scored an SEC-career high five points against Arkansas (Feb. 9), including a perfect 3-of-3 from the free throw line
- Drew her first career start against Alabama (Jan. 19), putting in balanced effort with four points, three assists and three rebounds
- Played huge role in second-half comeback at #25/21 Texas A&M (Jan. 16), providing great pressure on the point guard defensively and draining 3 at the end of the shot clock to cap a 16-2 run that helped cut the 17-point halftime deficit to one with 9:38 to play then hit a long jumper to stave off an Aggies' run three minutes later
- Continued strong play late in non-conference slate with career-high seven points against Savannah State (Dec. 28), including four points and aggressive defense during key 17-5 run late in first half
- Delivered best game of her season against SC State (Dec. 22) with six points, four rebounds and two assists
- Provided great spark defensively in second half against #14/13 North Carolina (Dec. 18), helping key a 14-3 run that brought team within two points after trailing by 12 at the half
- Was solid in 18 minutes against NC Central (Dec. 2), hitting a pair of field goals, pulling down five rebounds and handing out four assists with just one turnover
- Made a statement in her debut with four points, five assists, four rebounds and three steals in 17 minutes against Charleston Southern (Nov. 8)

2013-14 Game-by-Game

Opponent	Date	GS	MIN	FG-A	3FG-A	FTA	Reb	PF	A	TO	B	S	TP
Chas. Sthrn.	11/08	17	2-3	0-0	0-0	2-2-4	0	5	1	1	3	4	
LA Tech	11/10	9	1-2	0-0	0-1	3-1-4	1	3	1	1	0	2	
CofC	11/14	11	0-1	0-0	2-2	0-1-1	1	0	1	0	1	2	
Seton Hall	11/17	5	0-0	0-0	0-0	0-1-1	2	1	0	0	0	0	
at Clemson	11/20												
at San Diego State	11/23	5	0-0	0-0	1-2	1-0-1	0	1	0	0	0	1	1
at USC	11/25												
NC Central	12/02	18	2-3	0-1	0-0	1-4-5	1	4	1	0	1	4	
at Charlotte	12/08	4	0-0	0-0	0-0	0-1-1	1	0	0	0	0	0	
vs. N. Carolina	12/18	11	1-2	0-0	0-0	0-1-1	1	2	1	0	0	2	
Winthrop	12/20	13	0-1	0-0	2-2	0-1-1	3	1	0	0	0	2	
SC State	12/22	18	2-2	0-0	2-2	1-3-4	0	2	1	0	1	6	
Savannah St.	12/28	19	3-5	0-0	1-2	0-0-0	4	1	2	0	1	7	
at Arkansas*	01/02	12	0-1	0-0	1-2	0-1-1	0	1	0	0	1	1	
Vanderbilt*	01/05	14	0-0	0-0	2-2	0-1-1	1	2	1	0	1	2	
Kentucky*	01/09	2	1-1	0-0	0-0	0-0-0	1	0	0	0	0	2	
at Auburn*	01/12	5	0-0	0-0	1-2	0-0-0	2	0	0	0	0	1	
at Texas A&M*	01/16	9	2-2	1-1	0-0	0-2-2	1	0	0	0	1	5	
Alabama*	01/19	*	23	2-5	0-0	0-0	1-2-3	1	3	3	0	1	4
at Vanderbilt*	01/26	15	1-3	0-0	0-0	1-0-1	0	0	0	0	0	2	
Ole Miss*	01/30	10	0-2	0-0	1-2	0-1-1	2	0	0	0	0	1	
Missouri*	02/02	2	0-0	0-0	0-0	0-0-0	0	0	0	0	0	0	
at Miss. State*	02/06	3	0-0	0-0	0-0	1-0-1	0	0	1	0	0	0	
Arkansas*	02/09	3	1-1	0-0	3-3	0-1-1	0	0	0	0	1	5	
at LSU*	02/16	2	0-0	0-0	0-0	0-0-0	1	1	0	0	0	0	
at Kentucky*	02/20	9	0-0	0-0	2-2	0-3-3	0	0	0	0	0	2	
Florida*	02/23	10	2-3	0-0	0-0	0-2-2	2	2	0	1	1	4	
Georgia*	02/27												
at Tennessee*	03/02												

Career Highs – All Games

Pts 7 vs. Savannah St., 12/28/13
 FG 3 vs. Savannah St., 12/28/13
 FGA..... 5, 2x, last vs. Alabama, 1/19/14
 3FG 1 at Texas A&M, 1/16/14
 3FGA.... 1, 2x, last at Texas A&M, 1/16/14
 FT..... 3 vs. Arkansas, 2/9/14
 FTA..... 3 vs. Arkansas, 2/9/14
 Rebs..... 5 vs. NC Central, 12/2/13
 Off Rebs..... 3 vs. La Tech, 11/10/13
 Def Rebs..... 4 vs. NC Central, 12/2/13
 Blks 1, 3x, last vs. Florida, 2/23/14
 Stls..... 3 vs. Chas. Southern, 11/8/13
 Assts 5 vs. Chas. Southern, 11/8/13
 Min..... 23 vs. Alabama, 1/19/14

Career Highs – SEC Games

Pts 5, 2x, last vs. Arkansas, 2/9/14
 FG 2, 3x, last vs. Florida, 2/23/14
 FGA..... 5 vs. Alabama, 1/19/14
 3FG 1 at Texas A&M, 1/16/14
 3FGA..... 1 at Texas A&M, 1/16/14
 FT..... 3 vs. Arkansas, 2/9/14
 FTA..... 3 vs. Arkansas, 2/9/14
 Rebs..... 3 vs. Alabama, 1/19/14
 Off Rebs .. 1, 3x, last at Miss. St., 2/6/14
 Def Rebs..... 3 at Kentucky, 2/20/14
 Blks 1 vs. Florida, 2/23/14
 Stls..... 1, 6x, last vs. Florida, 2/23/14
 Assts 3 vs. Alabama, 1/19/14
 Min..... 23 vs. Alabama, 1/19/14

Season Highs – All Games

Pts 7 vs. Savannah St., 12/28
 FG 3 vs. Savannah St., 12/28
 FGA..... 5, 2x, last vs. Alabama, 1/19
 3FG 1 at Texas A&M, 1/16
 3FGA.... 1, 2x, last at Texas A&M, 1/16
 FT..... 3 vs. Arkansas, 2/9
 FTA..... 3 vs. Arkansas, 2/9
 Rebs..... 5 vs. NC Central, 12/2
 Off Rebs..... 3 vs. La Tech, 11/10
 Def Rebs..... 4 vs. NC Central, 12/2
 Blks 1, 3x, last vs. Florida, 2/23
 Stls..... 3 vs. Chas. Southern, 11/8
 Assts 5 vs. Chas. Southern, 11/8
 Min..... 23 vs. Alabama, 1/19

Season Highs – SEC Games

Pts 5, 2x, last vs. Arkansas, 2/9
 FG 2, 3x, last vs. Florida, 2/23
 FGA..... 5 vs. Alabama, 1/19
 3FG 1 at Texas A&M, 1/16
 3FGA..... 1 at Texas A&M, 1/16
 FT..... 3 vs. Arkansas, 2/9
 FTA..... 3 vs. Arkansas, 2/9
 Rebs..... 3 vs. Alabama, 1/19
 Off Rebs 1, 3x, last at Miss. St., 2/6
 Def Rebs..... 3 at Kentucky, 2/20
 Blks 1 vs. Florida, 2/23
 Stls..... 1, 6x, last vs. Florida, 2/23
 Assts 3 vs. Alabama, 1/19
 Min..... 23 vs. Alabama, 1/19

Career Stats at South Carolina

Year	GP	GS	Min	Avg	FG	FGA	Pct	3FG	FGA	Pct	FT	FTA	Pct	Off	Def	Tot	Avg	PF	FO	A	TO	Blk	Stl	Pts	Avg
2013-14	25	1	249	10.0	20	37	.541	1	2	.500	18	24	.750	11	28	39	1.6	25	0	29	13	3	14	59	2.4



ELEM IBIAM

6-4 • Junior • Center
Fayetteville, Ga. • Fayette County

#33

Miscellaneous Stats

	Season	Career
Double-Double	0	1
10+ Points	14	21
10+ Rebounds	1	3
5+ Blocks	4	6
Tm-High Pts.	3	5
Tm-High Rebs.	4	11

- Has started all 27 games this season
- Leads the SEC and ranks 24th in the nation with 2.6 blocks per game ... Has 13 games of three or more blocks
- Now holds school record for single-season blocks at 69 and is sixth in career blocks at 116
- Has led the team in scoring three times (Seton Hall, at Charlotte, Alabama)
- Has led the team in rebounding four times (Seton Hall, at Charlotte, SC State, at Vanderbilt)
- Scored six of her 16 points at #15/15 Kentucky in the first four minutes of the second half as Gamecocks stretched lead to 17
- Broke the Gamecock single-season record with five of her seven blocks at Mississippi State (Feb. 6) in the first half, making the most by a Gamecock in an SEC game ... two blocks in second half came with Bulldogs within four in final three minutes
- Became just ninth Gamecock all-time to reach 100 career blocks with her five against Ole Miss (Jan. 30)
- Dominated first half at Vanderbilt (Jan. 26) helping team to halftime lead while three other starters sat with two fouls, posting eight points and six rebounds in opening period
- Scored nine points in each half against Alabama (Jan. 19) to lead the team in scoring with 18 points in just 21 minutes
- Pulled down a career-high 12 rebounds at Texas A&M (Jan. 16)
- Tied the Gamecock record for blocks in an SEC game and for fourth in Colonial Life Arena history with six against #9/10 Kentucky (Jan. 9), including four in second half,
- Scored seven straight points during Gamecocks 10-minute run in first half against Vanderbilt (Jan. 5) that turned two-point deficit into 11-point halftime lead
- Was great on the glass in second half against Winthrop (Dec. 20), grabbing seven of her team-high nine in the second period to help hold off rally
- Anchored the paint against #14/13 North Carolina (Dec. 18), shooting 7-of-10 from the field and blocking four shots
- Matched her career high with 19 points at Charlotte (Dec. 8), dominating first half with 10 points and six (of her nine total) rebounds
- Scored seven of her 11 points and grabbed six of her eight rebounds against Louisiana Tech (Nov. 10) in the first 10 minutes of the second half
- Tied for fourth-best perfect shooting night in Colonial Life Arena history, going 7-of-7 from the field against Charleston Southern (Nov. 8)
- Matched her career high and third in Colonial Life Arena history with five blocks against Charleston Southern (Nov. 8)

2013-14 Game-by-Game

Opponent	Date	GS	MIN	FG-A	3FG-A	FTA	Reb	PF	A	TO	B	S	TP
Chas. Sthrn.	11/08	*	20	7-7	0-0	3-5	1-5-6	0	0	1	5	2	17
LA Tech	11/10	*	24	3-6	0-0	5-10	2-6-8	5	1	3	3	1	11
CofC	11/14	*	23	5-8	0-0	2-5	2-4-6	2	0	0	3	1	12
Seton Hall	11/17	*	29	5-10	0-0	8-9	1-7-8	2	0	2	3	0	18
at Clemson	11/20	*	25	5-6	0-0	0-0	3-3-6	2	1	0	1	1	10
at San Diego State	11/23	*	21	2-3	0-0	1-2	1-3-4	3	1	1	1	1	5
at USC	11/25	*	19	2-5	0-0	0-0	2-3-5	5	1	2	2	0	4
NC Central	12/02	*	20	0-1	0-0	2-2	0-3-3	2	0	1	1	0	2
at Charlotte	12/08	*	30	7-14	0-0	5-7	2-7-9	2	0	1	3	1	19
vs. N. Carolina	12/18	*	33	7-10	0-0	0-0	3-2-5	4	1	1	4	2	14
Winthrop	12/20	*	32	6-12	0-0	0-0	2-7-9	2	0	1	3	0	12
SC State	12/22	*	25	4-10	0-0	1-2	5-4-9	1	1	2	1	1	9
Savannah St.	12/28	*	18	1-7	0-0	3-4	3-6-9	3	0	0	1	1	5
at Arkansas*	01/02	*	15	1-4	0-0	2-2	1-3-4	4	0	1	1	0	4
Vanderbilt*	01/05	*	20	3-4	0-0	5-6	2-6-8	4	0	2	2	0	11
Kentucky*	01/09	*	16	4-8	0-0	1-1	0-4-4	4	0	1	6	0	9
at Auburn*	01/12	*	24	2-3	0-0	0-0	1-2-3	2	0	1	1	0	4
at Texas A&M*	01/16	*	34	2-6	0-0	0-2	2-10-12	2	2	3	4	0	4
Alabama*	01/19	*	21	7-11	0-0	4-4	2-5-7	3	1	0	2	0	18
at Vanderbilt*	01/26	*	32	4-8	0-0	2-2	1-8-9	4	0	3	1	0	10
Ole Miss*	01/30	*	18	6-7	0-0	2-2	2-6-8	5	0	2	5	0	14
Missouri*	02/02	*	24	3-4	0-0	4-6	2-4-6	3	0	2	3	0	10
at Miss. State*	02/06	*	23	2-4	0-0	1-1	2-3-5	3	0	1	7	0	5
Arkansas*	02/09	*	25	4-8	0-0	2-2	3-3-6	3	0	2	2	0	10
at LSU*	02/16	*	21	0-5	0-0	1-2	2-5-7	1	0	1	1	0	1
at Kentucky*	02/20	*	22	7-9	0-0	2-2	2-2-4	3	0	5	0	1	16
Florida*	02/23	*	25	3-6	0-0	2-4	2-2-4	4	0	2	3	0	8
Georgia*	02/27												
at Tennessee*	03/02												

Career Highs – All Games

Pts ... 19, 2x, last at Charlotte, 12/8/13
FG 8 vs. Alabama, 3/7/13
FGA 14 at Charlotte, 12/8/13
FG % 1.00 (7-7) vs. CSU, 11/8/13
FT 8 vs. Seton Hall, 11/17/13
FTA 10 vs. LA Tech, 11/10/13
Rebs 12 at Texas A&M, 1/16/14
Off Rebs 6 vs. Elon, 11/9/12
Def Rebs 10 at Texas A&M, 1/16/14
Blks 7 at Miss. State, 2/6/14
Assts ... 3 vs. South Dakota St., 3/23/13
Min 34 at Texas A&M, 1/16/14

Season Highs – All Games

Pts 19 at Charlotte, 12/8
FG 7, 5x, last at Kentucky, 2/20
FGA 14 at Charlotte, 12/8
FG % 1.00 (7-7) vs. CSU, 11/8
FT 8 vs. Seton Hall, 11/17
FTA 10 vs. LA Tech, 11/10
Rebs 12 at Texas A&M, 1/16
Off Rebs 5, vs. SC State, 12/22
Def Rebs 10 at Texas A&M, 1/16
Blks 7 at Miss. State, 2/6
Assts 2 at Texas A&M, 1/16
Min 34 at Texas A&M, 1/16

Career Highs – SEC Games

Pts 18 vs. Alabama, 1/19/14
FG 7, 2x, last at Kentucky, 2/20/14
FGA 11 vs. Alabama, 1/19/14
FG %857 (6-7), 2x, last vs. Ole Miss, 1/30/14
FT 5, 2x, last vs. Vanderbilt, 1/5/14
FTA 8 vs. Mississippi State, 2/24/13
Rebs 12 at Texas A&M, 1/16/14
Off Rebs 4, 2x, last vs. Ky., 1/24/13
Def Rebs 10 at Texas A&M, 1/16/14
Blks 7 at Miss. State, 2/6/14
Assts 2 at Texas A&M, 1/16/14
Min 34 at Texas A&M, 1/16/14

Season Highs – SEC Games

Pts 18 vs. Alabama, 1/19
FG 7, 2x, last at Kentucky, 2/20
FGA 11 vs. Alabama, 1/19
FG %857 (6-7), vs. Ole Miss, 1/30
FT 5 vs. Vanderbilt, 1/5
FTA 6, 2x, last vs. Missouri, 2/2
Rebs 12 at Texas A&M, 1/16
Off Rebs 3 vs. Arkansas, 2/9
Def Rebs 10 at Texas A&M, 1/16
Blks 7 at Miss. State, 2/6
Assts 2 at Texas A&M, 1/16
Min 34 at Texas A&M, 1/16

Career Stats at South Carolina

Year	GP	GS	Min	Avg	FG	FGA	Pct	3FG	FGA	Pct	FT	FIA	Pct	Off	Def	Tot	Avg	PF	FO	A	TO	Blk	Stl	Pts	Avg
2011-12	25	0	197	7.9	26	59	.441	0	1	.000	22	35	.629	34	40	74	3.0	33	0	4	16	17	2	74	3.0
2012-13	30	0	472	15.7	64	131	.489	0	0	—	32	64	.500	52	83	135	4.5	48	1	8	20	30	11	160	5.3
2013-14	27	27	639	23.7	102	186	.548	0	0	—	58	82	.707	51	123	174	6.4	78	3	9	41	69	12	262	9.7
Career Totals	82	27	1308	16.0	192	376	.511	0	1	.000	112	181	.619	137	246	383	4.7	159	4	21	77	116	25	496	6.0



WILKA MONTOUT

6-3 • Senior • Forward
Cayenne, Fr. Guiana • NE Okla. A&M

#12

Miscellaneous Stats

	Season	Career
Double-Double	0	0
10+ Points	0	2
10+ Rebounds	0	0
5+ Blocks	0	0
Tm-High Pts.	0	0
Tm-High Rebs.	0	0

- Has played in 24 games
- Grabbed offensive rebound and hit baseline jumper to keep Gamecocks in front late in first half at Vanderbilt (Jan. 26) despite three starters on bench with foul trouble
- Posted her career SEC high with six points in just nine minutes against Alabama (Jan. 19)
- Saw a season-high 23 minutes against NC Central (Dec. 2)
- Snagged a career-high eight rebounds against College of Charleston (Nov. 14)
- Opened season with seven points on 2-of-4 shooting, including a 3, and blocked two shots against Charleston Southern (Nov. 8)

2013-14 Game-by-Game

Opponent	Date	GS	MIN	FG-A	3FG-A	FTA	Reb	PF	A	TO	B	S	TP
Chas. Sthrn.	11/08	21	2-4	1-1	2-5	1-3-4	3	1	1	2	1	7	
LA Tech	11/10	11	0-0	0-0	0-0	3-0-3	0	0	0	0	0	0	
CofC	11/14	16	1-6	0-2	0-4	5-3-8	2	0	2	1	0	2	
Seton Hall	11/17	7	0-0	0-0	0-0	0-0-0	1	1	1	0	0	0	
at Clemson	11/20	13	0-6	0-0	1-2	2-2-4	0	0	1	0	0	1	
at San Diego State	11/23	17	1-2	0-1	0-0	0-2-2	3	0	1	0	0	2	
at USC	11/25	9	0-0	0-0	0-0	0-2-2	0	1	0	0	0	0	
NC Central	12/02	23	2-6	1-3	0-0	1-0-1	2	1	1	0	0	5	
at Charlotte	12/08	8	1-2	1-1	0-0	2-0-2	1	0	0	0	0	3	
vs. N. Carolina	12/18	2	0-1	0-1	0-0	0-1-1	0	0	0	0	0	0	
Winthrop	12/20	6	1-2	0-1	0-0	2-1-3	0	0	0	0	0	0	
SC State	12/22	10	1-5	0-0	0-2	3-2-5	0	0	1	1	0	2	
Savannah St.	12/28	17	0-0	0-0	0-2	0-0-0	2	0	0	0	0	0	
at Arkansas*	01/02	— DNP (Coach's Decision) —											
Vanderbilt*	01/05	— DNP (Coach's Decision) —											
Kentucky*	01/09	— DNP (Coach's Decision) —											
at Auburn*	01/12	4	0-0	0-0	0-0	0-1-1	1	1	0	0	0	0	
at Texas A&M*	01/16	4	0-0	0-0	1-2	1-0-1	2	0	1	0	0	1	
Alabama*	01/19	9	2-2	2-2	0-0	0-1-1	3	0	1	0	0	6	
at Vanderbilt*	01/26	4	1-1	0-0	2-2	1-0-1	0	0	0	0	0	4	
Ole Miss*	01/30	13	2-2	0-0	0-0	2-0-2	2	0	0	0	0	4	
Missouri*	02/02	5	0-1	0-1	0-0	0-0-0	0	0	0	0	0	0	
at Miss. State*	02/06	4	0-1	0-1	0-0	0-0-0	0	0	0	0	0	0	
Arkansas*	02/09	2	0-0	0-0	0-0	0-0-0	0	0	0	0	0	0	
at LSU*	02/16	7	1-1	0-0	0-0	0-2-2	0	0	0	0	0	2	
at Kentucky*	02/20	1	0-0	0-0	0-0	0-1-1	0	0	1	1	0	0	
Florida*	02/23	1	0-0	0-0	0-0	0-0-0	0	0	0	0	0	0	
Georgia*	02/27												
at Tennessee*	03/02												

Career Highs – All Games

Pts 12 vs. Louisiana Tech, 11/12/12
 FG 4, 3x, last vs. Furman, 12/9/12
 FGA... 13 vs. Savannah State, 11/15/12
 FG %..... 1.00 (2-2), 2x, last vs. Ole Miss, 1/30/14
 3FG..... 2 vs. Alabama, 1/19/14
 3FGA... 3, 4x, last vs. NCCU, 12/2/13
 3FG %... 1.00 (2-2) vs. Alabama, 1/19/14
 FT..... 3 at LA Tech, 11/12/12
 FTA..... 5 vs. Chas. Southern, 11/8/13
 FT %.... 1.00 (2-2), 5x, last at Vanderbilt, 1/26/14
 Rebs.. 8 vs. C. of Charleston, 11/14/13
 Off Rebs .. 5, 2x, last vs. CofC, 11/14/13
 Def Rebs..... 3 vs. CofC, 11/14/13
 Blks... 2, 2x, last vs. Chas. Sthrn., 11/8/13
 Stls.... 1, 4x, last vs. Chas. Sthrn., 11/8/13
 Assts..... 2, 2x, last vs. Vanderbilt, 1/10/13
 Min..... 24 vs. Savannah State, 11/15/12

Season Highs – All Games

Pts 7 vs. Charleston Southern, 11/8
 FG 2, 4x, last vs. Ole Miss, 1/30
 FGA.... 6, 3x, last vs. NC Central, 12/2
 FG %..... 1.00 (2-2), 2x, last vs. Ole Miss, 1/30
 3FG 2 vs. Alabama, 1/19
 3FGA..... 3 vs. NC Central, 12/2
 3FG %... 1.00 (2-2) vs. Alabama, 1/19
 FT..... 2, 2x, last at Vanderbilt, 1/26
 FTA..... 5 vs. Chas. Southern, 11/8
 FT %..... 1.00 (2-2), at Vanderbilt, 1/26
 Rebs..... 8 vs. C. of Charleston, 11/14
 Off Rebs 5 vs. CofC, 11/14
 Def Rebs..... 3, 2x, last vs. CofC, 11/14
 Blks ... 2 vs. Charleston Southern, 11/8
 Stls..... 1 vs. Charleston Southern, 11/8
 Assts 1, 5x, last at Auburn, 1/12
 Min..... 23 vs. NC Central, 12/2

Career – SEC Games

Pts 6 vs. Alabama, 1/19/14
 FG 2, 3x, last vs. Ole Miss, 1/30/14
 FGA.... 3, 4x, last at Missouri, 2/28/13
 FG % 1.00 (2-2), 2x, last vs. Ole Miss, 1/30/14
 3FG 1, 2x, last vs. Auburn, 2/3/13
 3FGA.... 3, 2x, last at Alabama, 2/7/13
 3FG %... 1.00 (2-2) vs. Alabama, 1/19/14
 FT..... 2, 2x, last at Vanderbilt, 1/26/14
 FTA 2, 3x, last at Vanderbilt, 1/26/14
 FT % .. 1.00 (2-2), 2x, last at Vandy, 1/26/14
 Rebs..... 4 at Mississippi State, 1/6/13
 Off Rebs 2, 2x, last vs. Ole Miss, 1/30/14
 Def Rebs..... 3 at Mississippi St., 1/6/13
 Blks 1, 3x, last at Kentucky, 2/20/14
 Stls.....
 Assts 2 vs. Vanderbilt, 1/10/13
 Min..... 15 at Mississippi State, 1/6/13

Season Highs – SEC Games

Pts 6 vs. Alabama, 1/19
 FG 2, 2x, last vs. Ole Miss, 1/30
 FGA..... 2, 2, last vs. Ole Miss, 1/30
 FG % 1.00 (2-2), 2x, last vs. Ole Miss, 1/30
 3FG 2 vs. Alabama, 1/19
 3FGA..... 2 vs. Alabama, 1/19
 3FG %.... 1.00 (2-2) vs. Alabama, 1/19
 FT..... 2 at Vanderbilt, 1/26
 FTA..... 2, 2x, last at Vanderbilt, 1/26
 FT % 1.00 (2-2), at Vanderbilt, 1/26
 Rebs..... 2, 2x, last at LSU, 2/16
 Off Rebs 2 vs. Ole Miss, 1/30
 Def Rebs..... 2 at LSU, 2/16
 Blks 1 at Kentucky, 2/20
 Stls.....
 Assts 1 at Auburn, 1/12
 Min..... 13 vs. Ole Miss, 1/30

Career Stats at South Carolina

Year	GP	GS	Min	Avg	FG	FGA	Pct	3FG	FGA	Pct	FT	FIA	Pct	Off	Def	Tot	Avg	PF	FO	A	TO	Blk	Stl	Pts	Avg
2012-13	29	0	293	10.1	26	94	.277	6	32	.188	13	19	.684	27	16	43	1.5	26	0	8	16	7	3	71	2.4
2013-14	24	0	223	9.3	15	42	.357	5	14	.357	6	19	.316	23	21	44	1.8	22	0	5	11	5	1	41	1.7
Career Totals	53	0	516	9.7	41	136	.301	11	46	.239	19	38	.500	50	37	87	1.6	48	0	13	27	12	4	112	2.1



LeANNA MORRISON

5-5 • R-Sophomore • Guard
 Monck's Corner, S.C. • Charlotte

#21

- Has played in 18 games
- Scored her first field goal in an SEC game with a jumper in the second half against Arkansas (Feb. 9)
- Recorded her first SEC point on a free throw against Ole Miss (Jan. 30)
- Got a season-high 12 minutes against NC Central (Dec. 2), hitting her first career field goal – a 3-pointer in the second half
- Scored her first career points in her fourth game in the Garnet and Black, adding a pair of free throws against Seton Hall (Nov. 17)

Miscellaneous Stats

	Season	Career
Double-Double	0	0
10+ Points	0	0
10+ Rebounds	0	0
5+ Assists	0	0
Tm-High Pts.	0	0
Tm-High Assts.	0	0

2013-14 Game-by-Game

Opponent	Date	GS	MIN	FG-A	3FG-A	FTA	Reb	PF	A	TO	B	S	TP
Chas. Sthrn.	11/08	7	0-0	0-0	0-0	0-1-1	1	1	1	0	0	0	0
LA Tech	11/10	1	0-1	0-1	0-0	0-0-0	0	0	0	0	0	0	0
CofC	11/14	6	0-3	0-2	0-0	1-0-1	1	1	0	0	0	0	0
Seton Hall	11/17	2	0-0	0-0	2-2	0-0-0	0	0	0	0	0	1	2
at Clemson	11/20	2	0-0	0-0	0-0	0-0-0	0	0	0	0	0	0	0
at San Diego State	11/23	4	0-1	0-1	0-0	1-0-1	0	1	0	0	0	0	0
at USC	11/25	1	0-0	0-0	0-0	0-0-0	0	0	0	0	0	0	0
NC Central	12/02	12	1-3	1-2	0-0	2-0-2	0	0	0	0	0	0	3
at Charlotte	12/08	1	0-0	0-0	2-4	0-0-0	0	0	0	0	0	0	2
vs. N. Carolina	12/18	— DNP (Coach's Decision) —											
Winthrop	12/20	— DNP (Coach's Decision) —											
SC State	12/22	5	0-1	0-1	0-0	0-1-1	0	0	0	0	0	0	0
Savannah St.	12/28	8	0-0	0-0	1-2	0-2-2	2	0	1	0	0	0	1
at Arkansas*	01/02	— DNP (Coach's Decision) —											
Vanderbilt*	01/05	— DNP (Coach's Decision) —											
Kentucky*	01/09	— DNP (Coach's Decision) —											
at Auburn*	01/12	— DNP (Coach's Decision) —											
at Texas A&M*	01/16	— DNP (Coach's Decision) —											
Alabama*	01/19	2	0-0	0-0	0-0	0-0-0	0	0	0	0	0	0	0
at Vanderbilt*	01/26	— DNP (Coach's Decision) —											
Ole Miss*	01/30	3	0-1	0-1	1-2	0-0-0	3	0	0	0	0	0	1
Missouri*	02/02	1	0-0	0-0	0-0	0-0-0	0	0	0	0	0	0	0
at Miss. State*	02/06	— DNP (Coach's Decision) —											
Arkansas*	02/09	2	1-1	0-0	0-0	1-0-1	0	0	0	0	0	0	2
at LSU*	02/16	1	0-0	0-0	0-0	0-0-0	0	0	0	0	0	0	0
at Kentucky*	02/20	1	0-0	0-0	0-0	0-0-0	0	0	0	0	0	0	0
Florida*	02/23	1	0-0	0-0	0-0	0-0-0	0	0	0	0	0	0	0
Georgia*	02/27												
at Tennessee*	03/02												

Career Highs – All Games

Pts 3 vs. NC Central, 12/2/13
FG 1, 2x, last vs. Arkansas, 2/9/14
FGA..... 3, 2x, last vs. NCCU, 12/2/13
FG%.. 1.00 (1-1) vs. Arkansas, 2/9/14
3FG 1 vs. NC Central, 12/2/13
3FGA... 2, 2x, last vs. NCCU, 12/2/13
3FG%..... .500 (1-2) vs. NCCU, 12/2/13
FT..... 2, 2x, last at Charlotte, 12/8 /13
FTA..... 4 at Charlotte, 12/8/13
FT%..1.00 (2-2) vs. Seton Hall, 11/17/13
Rebs.....2, 2x, last vs. Sav. St., 12/28/13
Off Rebs 2 vs. NC Central, 12/2/13
Def Rebs..... 2 vs. Savannah St., 12/28/13
Stls..... 1 vs. Seton Hall, 11/17/13
Assts.....1, 3x, last at San Diego St., 11/23/13
Min..... 12 vs. NC Central, 12/2/13

Season Highs – All Games

Pts3 vs. NC Central, 12/2
FG1, 2x, last vs. Arkansas, 2/9
FGA.... 3, 2x, last vs. NC Central, 12/2
FG% 1.00 (1-1) vs. Arkansas, 2/9
3FG1 vs. NC Central, 12/2
3FGA.. 2, 2x, last vs. NC Central, 12/2
3FG%... .500 (1-2) vs. NC Central, 12/2
FT.....2, 2x, last at Charlotte, 12/8
FTA.....4 at Charlotte, 12/8
FT%.....1.00 (2-2) vs. Seton Hall, 11/17
Rebs.....2, 2x, last vs. Sav. St., 12/28
Off Rebs2 vs. NC Central, 12/2
Def Rebs.....2 vs. Savannah St., 12/28
Stls.....1 vs. Seton Hall, 11/17
Assts..... 1, 3x, last at San Diego St., 11/23
Min.....12 vs. NC Central, 12/2

Career – SEC Games

Pts 2 vs. Arkansas, 2/9/14
FG 1 vs. Arkansas, 2/9/14
FGA..... 1, 2x, last vs. Arkansas, 2/9/14
FG %.. 1.00 (1-1) vs. Arkansas, 2/9/14
3FG.....
3FGA..... 1 vs. Ole Miss, 1/30/14
3FG %.....
FT..... 1 vs. Ole Miss, 1/30/14
FTA..... 2 vs. Ole Miss, 1/30/14
FT %500 (1-2), vs. Ole Miss, 1/30/14
Rebs..... 1 vs. Arkansas, 2/9/14
Off Rebs 1 vs. Arkansas, 2/9/14
Def Rebs.....
Stls.....
Assts.....
Min..... 3 vs. Ole Miss, 1/30/14

Season Highs – SEC Games

Pts2 vs. Arkansas, 2/9
FG1 vs. Arkansas, 2/9
FGA..... 1, 2x, last vs. Arkansas, 2/9
FG % 1.00 (1-1) vs. Arkansas, 2/9
3FG.....
3FGA..... 1 vs. Ole Miss, 1/30
3FG %.....
FT..... 1 vs. Ole Miss, 1/30
FTA..... 2 vs. Ole Miss, 1/30
FT %500 (1-2), vs. Ole Miss 1/30
Rebs.....1 vs. Arkansas, 2/9
Off Rebs1 vs. Arkansas, 2/9
Def Rebs.....
Stls.....
Assts.....
Min..... 3 vs. Ole Miss, 1/30

Career Stats at South Carolina

Year	GP	GS	Min	Avg	FG	FGA	Pct	3FG	FGA	Pct	FT	FTA	Pct	Off	Def	Tot	Avg	PF	FO	A	TO	Blk	Stl	Pts	Avg
2013-14	18	0	60	3.3	2	11	.182	1	8	.125	6	10	.600	5	4	9	0.5	7	0	3	2	0	1	11	0.6



TINA ROY

5-11 • R-Sophomore • Guard
Kaplan, La. • Kaplan

#23

Miscellaneous Stats

	Season	Career
Double-Double	0	0
10+ Points	2	7
5+ Assists	2	2
5+ Steals	0	0
Tm-High Pts.	0	2
Tm-High Assts.	2	3

- Has played in 27 games with one start (at Charlotte)
- Scored six first-half points at #19/17 LSU (Feb. 16), including a 3 at end of 13-2 run to end the period
- Capped a 10-0 run with a 3-pointer in the first half against Arkansas (Feb. 9)
- Played fantastic all-around game to help Gamecocks to win at Mississippi State (Feb. 6) with career-high eight rebounds including one on defensive end after three Bulldog offensive boards with under four minutes left, then hit a 3 at end of the shot clock to turn tenuous four-point lead into manageable seven-point edge
- Tied her career SEC high with three assists against Alabama (Jan. 19)
- Hit a 3 from the left side to tie game at Auburn (Jan. 12) late in the first half after Gamecocks had trailed by 12 midway through period
- Posted best game of season against #9/10 Kentucky, scoring 11 points – all in her 12 minutes on the court in the first half – including nine during a 21-8 run that turned a one-point deficit at the 10-minute mark into a 10-point halftime lead
- Played a strong all-around game against Vanderbilt (Jan. 5), logging a career-high 31 minutes, including key moments in the second half to handle the Commodores pressure
- Drew her first career start at Charlotte (Dec. 8)
- Made solid contributions against NC Central (Dec. 2) with five assists and a career-high six rebounds
- Found her shooting stroke in two games on the West Coast, including 11 points at USC (Nov. 25) on 3-of-5 accuracy and a pair of 3s at San Diego State (Nov. 23)
- Opened the season with a career-high seven assists against Charleston Southern (Nov.)

2013-14 Game-by-Game

Opponent	Date	GS	MIN	FG-A	3FG-A	FTA	Reb	PF	A	TO	B	S	TP
Chas. Sthrn.	11/08	22	2-6	1-4	0-0	0-3-3	0	7	0	0	0	0	5
LA Tech	11/10	19	1-9	0-4	0-0	0-1-1	1	2	0	0	1	2	
CofC	11/14	16	2-10	2-9	0-0	0-0-0	0	2	0	0	0	6	
Seton Hall	11/17	12	1-1	1-1	2-2	0-2-2	0	1	1	0	0	5	
at Clemson	11/20	15	1-4	0-3	1-1	2-1-3	1	0	2	1	0	6	
at San Diego State	11/23	19	2-6	2-4	0-0	0-1-1	0	2	1	1	0	6	
at USC	11/25	24	3-5	1-2	4-4	0-3-3	1	0	0	1	0	11	
NC Central	12/02	25	1-7	0-4	0-0	1-5-6	0	5	0	0	0	2	
at Charlotte	12/08	*	15	0-0	0-0	1-2	1-1-2	2	1	2	1	1	1
vs. N. Carolina	12/18	20	1-5	0-3	0-1	2-2-4	1	0	0	0	0	2	
Winthrop	12/20	8	0-1	0-1	0-0	0-0-0	0	0	0	0	0	0	
SC State	12/22	20	3-6	1-2	0-0	0-1-1	0	2	0	0	0	1	7
Savannah St.	12/28	19	1-5	0-1	0-0	0-2-2	1	2	1	0	1	2	
at Arkansas*	01/02	6	0-2	0-1	0-0	0-2-2	1	0	0	1	0	0	
Vanderbilt*	01/05	31	1-4	1-2	0-0	0-3-3	0	3	0	1	0	3	
Kentucky*	01/09	24	5-10	1-3	0-3	0-2-2	0	3	1	0	0	11	
at Auburn*	01/12	14	2-4	1-3	2-2	0-1-1	0	1	1	0	1	7	
at Texas A&M*	01/16	10	0-4	0-2	1-2	0-1-1	0	0	0	0	0	1	
Alabama*	01/19	20	3-9	0-3	0-0	0-2-2	0	3	0	1	0	6	
at Vanderbilt*	01/26	10	0-1	0-1	0-0	0-1-1	1	1	2	0	0	0	
Ole Miss*	01/30	15	1-2	1-2	0-0	0-1-1	0	2	2	0	0	3	
Missouri*	02/02	10	0-3	0-1	0-0	1-0-1	1	0	1	0	0	0	
at Miss. State*	02/06	26	2-4	1-3	0-0	1-7-8	2	4	0	2	0	5	
Arkansas*	02/09	25	1-5	1-4	0-0	0-5-5	2	0	1	0	0	3	
at LSU*	02/16	18	2-7	2-5	0-2	0-3-3	1	1	0	0	0	6	
at Kentucky*	02/20	12	0-3	0-2	0-0	0-2-2	1	1	1	0	0	0	
Florida*	02/23	10	0-1	0-1	0-0	0-0-0	1	1	1	0	0	0	
Georgia*	02/27												
at Tennessee*	03/02												

Career Highs – All Games

Pts 15 vs. Presbyterian, 11/27/11
 FG 5, 3x, last, vs. Kentucky, 1/9/13
 FGA.....12 vs. Georgia, 3/2/12
 3FG 5 vs. Presbyterian, 11/27/11
 3FGA..... 9, 2x, last vs. CofC, 11/14/13
 FT..... 3 vs. C. of Charleston, 11/23/11
 FTA.....4, 3x, last at USC, 11/25/13
 Rebs..... 8 at Miss. State, 2/6/14
 Off Rebs 3 at LSU, 1/12/12
 Def Rebs.....7 at Miss. State, 2/6
 Stls..... 2 vs. Presbyterian, 11/27/11
 Assts 7 vs. Chas. Southern, 11/8/13
 Minutes.....31 vs. Vanderbilt, 1/5/14

Career – SEC Games

Pts 11, 2x, last vs. Kentucky, 1/9/14
 FG 5 vs. Kentucky, 1/9/14
 FGA..... 10, vs. Kentucky, 1/9/14
 3FG 3 vs. Florida, 2/12/12
 3FGA..... 7 at LSU, 1/12/12
 FT..... 2, 3x, at Auburn, 1/12/14
 FTA..... 3, 3x, last vs. Kentucky, 1/9/14
 Rebs..... 8 at Miss. State, 2/6/14
 Off Rebs 3 at LSU, 1/12/12
 Def Rebs.....7 at Miss. State, 2/6/14
 Stls..... 1, 5x, last at Auburn, 1/12/14
 Assts 4 at Miss. State, 2/6/14
 Min.....31 vs. Vanderbilt, 1/5/14

Season Highs – All Games

Pts11, 2x, last vs. Kentucky, 1/9
 FG5 vs. Kentucky, 1/9/13
 FGA..... 10, 2x, last vs. Kentucky, 1/9
 3FG.....2, 3x, last at LSU, 2/16
 3FGA.....9, 2x, last vs. CofC, 11/14
 FT.....4 at USC, 11/25
 FTA.....4, 2x, last at USC, 11/25
 Rebs.....8 at Miss. State, 2/6
 Off Rebs2 at Clemson, 11/20
 Def Rebs.....7 at Miss. State, 2/6
 Stls.....1, 5x, last at Auburn, 1/12
 Assts 7 vs. Chas. Southern, 11/8
 Minutes..... 31 vs. Vanderbilt, 1/5

Season Highs – SEC Games

Pts11 vs. Kentucky, 1/9
 FG5 vs. Kentucky, 1/9/13
 FGA.....10 vs. Kentucky, 1/9
 3FG 2 at LSU, 2/16
 3FGA..... 5 at LSU, 2/16
 FT..... 2 at Auburn, 1/12
 FTA.....3 vs. Kentucky, 1/9
 Rebs.....8 at Miss. State, 2/6
 Off Rebs 1, 2x, last at Miss. St., 2/6
 Def Rebs.....7 at Miss. State, 2/6
 Stls..... 1 at Auburn, 1/12
 Assts4 at Miss. State, 2/6
 Min..... 31 vs. Vanderbilt, 1/5

Career Stats at South Carolina

Year	GP	GS	Min	Avg	FG	FGA	Pct	3FG	FGA	Pct	FT	FIA	Pct	Off	Def	Tot	Avg	PF	FO	A	TO	Blk	Stl	Pts	Avg		
2011-12	34	0	383	11.3	53	181	.293	32	127	.252	10	22	.455	20	29	49	1.4	20	0	10	15	1	9	148	4.4		
2012-13	— Did Not Play —																										
2013-14	27	1	465	17.2	35	124	.282	16	71	.225	11	19	.579	8	52	60	2.2	17	0	44	17	8	5	97	3.6		
Career Totals	61	1	848	13.9	88	305	.289	48	198	.242	21	41	.512	28	81	109	1.8	37	0	54	32	9	14	245	4.0		



KHADIJAH SESSIONS

5-8 • Sophomore • Guard
Myrtle Beach, S.C. • Myrtle Beach

#5

Miscellaneous Stats

	Season	Career
Double-Double	0	0
10+ Points	8	14
5+ Assists	5	5
5+ Steals	0	0
Tm-High Pts.	0	3
Tm-High Assts.	7	10

- Has played in 22 games, starting the first 10 games before missing five with an ankle injury ... Has started the last eight games
- Ranks 10th in SEC in free throw percentage
- Has led team in assists eight times (LA Tech, CofC, Seton Hall, NC Central, at Auburn, at Texas A&M, Missouri)
- Was perfect 3-of-3 from outside the arc for season-high 18 points at #15/15 Kentucky (Feb. 20), including two 3s in second half to hold off Wildcats
- Scored four of her nine points at #19/17 LSU (Feb. 16) from the free throw line on a pair of 1-and-1 opportunities late in the second half to hold off Lady Tigers
- Scored in double figures for third-straight game at Mississippi State (Feb. 6), including pair of free throws in final minute to seal win
- Hit a pair of free throws on a 1-and-1 opportunity to seal win at #16/19 Vanderbilt (Jan. 26)
- Picked up steal after forcing a jump ball with Gamecocks down by three with 15 seconds left at #25/21 Texas A&M (Jan. 16) to set up Tiffany Mitchell's game-tying 3 with six seconds to play
- Logged 28 minutes at Auburn (Jan. 12), the most since returning from injury, hitting a clutch 3 after Tigers had tied game for fourth time with seven minutes to play then iced win with a pair of free throws in final minute
- Returned to the court against #9/10 Kentucky (Jan. 9) for first time since an ankle injury suffered against #14/13 North Carolina (Dec. 18), hitting 3 on her first touch to get the Gamecock offense on track
- Dished out a career-high six assists against NC Central (Dec. 2) in just 20 minutes of action
- Posted her first career five-assist game against LA Tech (Nov. 10)

2013-14 Game-by-Game

Opponent	Date	GS	MIN	FG-A	3FG-A	FTA	Reb	PF	A	TO	B	S	TP
Chas. Sthrn.	11/08	*	17	3-6	1-1	3-5	0-2-2	0	3	0	0	2	10
LA Tech	11/10	*	27	3-8	1-4	0-0	1-0-1	1	5	2	0	2	7
CofC	11/14	*	17	0-4	0-2	2-2	0-1-1	2	4	1	0	0	2
Seton Hall	11/17	*	30	6-9	1-4	4-6	0-3-3	2	5	1	0	0	17
at Clemson	11/20	*	32	3-7	2-4	2-3	2-1-3	1	3	1	0	0	10
at San Diego State	11/23	*	30	4-9	2-5	2-3	0-0-0	1	5	1	0	4	12
at USC	11/25	*	37	2-7	1-2	2-4	0-1-1	2	3	4	0	2	7
NC Central	12/02	*	20	2-4	0-1	3-4	0-0-0	1	6	1	0	2	7
at Charlotte	12/08	*	29	2-8	0-2	2-2	1-1-2	3	3	1	0	0	6
vs. N. Carolina	12/18	*	27	1-8	0-3	2-4	0-2-2	1	1	2	0	2	4
Winthrop	12/20												
SC State	12/22												
Savannah St.	12/28												
at Arkansas*	01/02												
Vanderbilt*	01/05												
Kentucky*	01/09		15	1-3	1-2	0-2	0-1-1	1	0	1	0	0	3
at Auburn*	01/12		28	2-4	1-3	4-4	1-0-1	4	3	1	0	0	9
at Texas A&M*	01/16	*	21	0-4	0-0	2-2	0-0-0	2	3	2	0	1	2
Alabama*	01/19		17	1-1	1-1	0-0	0-0-0	1	3	2	0	0	3
at Vanderbilt*	01/26	*	26	2-3	0-0	2-2	1-2-3	4	0	3	0	0	6
Ole Miss*	01/30	*	23	3-5	1-2	4-5	0-2-2	2	3	1	1	1	11
Missouri*	02/02	*	34	3-7	0-3	7-12	0-2-2	3	6	2	0	4	13
at Miss. State*	02/06	*	26	4-5	1-2	5-7	0-2-2	2	3	3	0	0	14
Arkansas*	02/09	*	22	0-4	0-2	3-3	0-1-1	4	2	2	0	1	3
at LSU*	02/16	*	28	2-3	1-2	4-4	0-2-2	1	1	0	0	1	9
at Kentucky*	02/20	*	33	5-8	3-3	5-5	0-0-0	3	0	3	0	1	18
Florida*	02/23	*	19	1-7	0-2	1-3	1-1-2	1	2	2	0	0	3
Georgia*	02/27												
at Tennessee*	03/02												

Career Highs – All Games

Pts 19 vs. Auburn, 2/3/13
FG ... 6, 2x, last, vs. Seton Hall, 11/17/13
FGA 15 at Missouri, 2/28/13
FG % ... 1.00(1-1) vs. Alabama, 1/19/14
3FG ... 3, 2x, last at Kentucky, 2/20/14
3FGA ... 6, 2x, last at Missouri, 2/28/13
3FG % 1.00(3-3) at Kentucky, 2/20/14
FT 8 vs. Auburn, 2/3/13
FTA 12 vs. Missouri, 2/2/14
FT % 1.00 (5-5), at Kentucky, 2/20/13
Rebs. 5 at Florida, 1/20/13
Off Rebs 3 at Missouri, 2/28/13
Def Rebs. 3, 2x, last vs. Seton Hall, 11/17/13
Stls 4, 3x, last vs. Missouri, 2/2/14
Assts 6, 2x, last vs. Missouri, 2/2/14
Min. 37 at USC, 11/25/13

Season Highs – All Games

Pts 18 at Kentucky, 2/20/13
FG 6, 2x, last, vs. Seton Hall, 11/17/13
FGA ... 9, 2x, last at San Diego St., 11/23/13
FG % 1.00(1-1) vs. Alabama, 1/19/14
3FG 3 at Kentucky, 2/20/14
3FGA 5 at San Diego St., 11/23/13
3FG % 1.00(3-3) at Kentucky, 2/20/14
FT 8 vs. Missouri, 2/2/14
FTA 12 vs. Missouri, 2/2/14
FT % 1.00 (5-5), at Kentucky, 2/20/13
Rebs. 3, 3x, last at Vanderbilt, 1/26/13
Off Rebs 2 at Clemson, 11/20/13
Def Rebs. 3, 2x, last vs. Seton Hall, 11/17/13
Stls 4, 2x, last vs. Missouri, 2/2/14
Assts 6, 2x, last vs. Missouri, 2/2/14
Min. 37 at USC, 11/25/13

Career – SEC Games

Pts 19 vs. Auburn, 2/3/13
FG 6 at Missouri, 2/28/13
FGA 15 at Missouri, 2/28/13
FG % . . 1.00 (1-1) vs. Alabama, 1/19/14
3FG ... 3, 2x, last at Kentucky, 2/20/14
3FGA ... 6, 2x, last at Missouri, 2/28/13
3FG % 1.00(3-3) at Kentucky, 2/20/14
FT 8 vs. Auburn, 2/3/13
FTA 12 vs. Missouri, 2/2/14
FT % 1.00 (5-5), at Kentucky, 2/20/13
Rebs. 5 at Florida, 1/20/13
Off Rebs 3 at Missouri, 2/28/13
Def Rebs. 3 at Florida, 1/20/13
Stls 4, 2x, last vs. Missouri, 2/2/14
Assts 6 vs. Missouri, 2/2/14
Min. 35 at Missouri, 2/28/13

Season Highs – SEC Games

Pts 18 at Kentucky, 2/20/13
FG 5 at Kentucky, 2/20/14
FGA 8 at Kentucky, 2/20/14
FG % 1.00 (1-1) vs. Alabama, 1/19/14
3FG 3 at Kentucky, 2/20/14
3FGA 3, 3x, last at Kentucky, 2/20/14
3FG % 1.00(3-3) at Kentucky, 2/20/14
FT 7 vs. Missouri, 2/2/14
FTA 12 vs. Missouri, 2/2/14
FT % 1.00 (5-5), at Kentucky, 2/20/13
Rebs. 3 at Vanderbilt, 1/26/13
Off Rebs 1, 3x, last vs. Florida, 2/23/13
Def Rebs. 2, 5x, last at LSU, 2/16/13
Stls 4 vs. Missouri, 2/2/14
Assts 6 vs. Missouri, 2/2/14
Min. 34 vs. Missouri, 2/2/14

Career Stats at South Carolina

Year	GP	GS	Min	Avg	FG	FGA	Pct	3FG	FGA	Pct	FT	FIA	Pct	Off	Def	Tot	Avg	PF	FO	A	TO	Blk	Stl	Pts	Avg
2012-13	33	3	570	17.3	53	151	.351	13	54	.241	72	109	.661	22	24	46	1.4	43	0	36	49	3	21	191	5.8
2013-14	22	19	558	25.4	50	124	.403	17	50	.340	59	82	.720	7	24	31	1.4	42	0	64	36	1	23	176	8.0
Career Totals	55	22	1128	20.5	103	275	.375	30	104	.288	131	191	.686	29	48	77	1.4	85	0	100	85	4	44	367	6.7



Official Basketball Box Score -- Game Totals -- Final Statistics
#19/14 South Carolina vs Clemson
11/20/13 7 pm at Clemson, SC (Littlejohn Coliseum)



#19/14 South Carolina 68 • 5-0

Box score table for South Carolina vs Clemson. Columns include Player, FG-FGA, 3-Ptr, Rebounds (Off, Def, Tot), PF, TP, A TO Blk Stl, and Min. Total score is 68-50.

FG % 1st Half: 12-31 38.7% 2nd half: 14-26 53.8% Game: 26-57 45.6%
3FG % 1st Half: 1-8 12.5% 2nd half: 3-8 37.5% Game: 4-16 25.0%
FT % 1st Half: 2-3 66.7% 2nd half: 10-15 66.7% Game: 12-18 66.7%

Clemson 43 • 1-3

Box score table for Clemson vs South Carolina. Columns include Player, FG-FGA, 3-Ptr, Rebounds (Off, Def, Tot), PF, TP, A TO Blk Stl, and Min. Total score is 43-68.

FG % 1st Half: 3-23 13.0% 2nd half: 11-25 44.0% Game: 14-48 29.2%
3FG % 1st Half: 0-2 0.0% 2nd half: 3-5 60.0% Game: 3-7 42.9%
FT % 1st Half: 9-14 64.3% 2nd half: 3-5 60.0% Game: 12-19 63.2%

Officials: Billy Smith, Jules Gallien, Mark Berger
Technical fouls: #19/14 South Carolina-None. Clemson-None.
Attendance: 715

Score by periods table showing 1st, 2nd, and Total scores for both teams.

Last FG - SC 2nd-00:32, CU 2nd-00:08.
Largest lead - SC by 28 2nd-02:32, CU by 2 1st-19:45.



Official Basketball Box Score -- Game Totals -- Final Statistics
#19/14 South Carolina vs San Diego State
11/23/13 1 p.m. at Viejas Arena at Aztec Bowl (San Diego)



#19/14 South Carolina 88 • 6-0

Box score table for South Carolina vs San Diego State. Columns include Player, FG-FGA, 3-Ptr, Rebounds (Off, Def, Tot), PF, TP, A TO Blk Stl, and Min. Total score is 88-200.

FG % 1st Half: 16-35 45.7% 2nd half: 13-20 65.0% Game: 29-55 52.7%
3FG % 1st Half: 7-15 46.7% 2nd half: 2-8 25.0% Game: 9-23 39.1%
FT % 1st Half: 4-6 66.7% 2nd half: 17-25 68.0% Game: 21-31 67.7%

San Diego State 54 • 0-4

Box score table for San Diego State vs South Carolina. Columns include Player, FG-FGA, 3-Ptr, Rebounds (Off, Def, Tot), PF, TP, A TO Blk Stl, and Min. Total score is 54-88.

FG % 1st Half: 12-22 54.5% 2nd half: 9-26 34.6% Game: 21-48 43.8%
3FG % 1st Half: 1-4 25.0% 2nd half: 0-4 0.0% Game: 1-8 12.5%
FT % 1st Half: 4-7 57.1% 2nd half: 4-8 50.0% Game: 8-15 53.3%

Officials: Melissa Barlow, Shelley Nakasone, Lisa Jones
Technical fouls: #19/14 South Carolina-None. San Diego State-None.
Attendance: 642
3 TEAM POINTS AWARDED TO SDSU AT 19:49 1ST HALF

Score by periods table showing 1st, 2nd, and Total scores for both teams.

Last FG - SC 2nd-01:32, SDSU 2nd-03:02.
Largest lead - SC by 37 2nd-00:24, SDSU by 1 1st-16:48.



Official Basketball Box Score -- Game Totals -- Final Statistics
#17/14 South Carolina vs USC
11/25/13 5 p.m. at Galen Center (Los Angeles)



#17/14 South Carolina 70 • 7-0

Box score table for South Carolina vs USC. Columns include Player, FG-FGA, 3-Ptr, Rebounds (Off, Def, Tot), PF, TP, A TO Blk Stl, and Min. Total score is 70-50.

FG % 1st Half: 11-28 39.3% 2nd half: 13-20 65.0% Game: 24-48 50.0%
3FG % 1st Half: 1-4 25.0% 2nd half: 1-2 50.0% Game: 2-6 33.3%
FT % 1st Half: 7-9 77.8% 2nd half: 13-17 76.5% Game: 20-26 76.9%

USC 50 • 3-2

Box score table for USC vs South Carolina. Columns include Player, FG-FGA, 3-Ptr, Rebounds (Off, Def, Tot), PF, TP, A TO Blk Stl, and Min. Total score is 50-70.

FG % 1st Half: 9-23 39.1% 2nd half: 11-29 37.9% Game: 20-52 38.5%
3FG % 1st Half: 1-8 12.5% 2nd half: 0-3 0.0% Game: 1-11 9.1%
FT % 1st Half: 5-6 83.3% 2nd half: 4-12 33.3% Game: 9-18 50.0%

Officials: Michael Price, Cathi Cornell, Janetta Graham
Technical fouls: #17/14 South Carolina-None. USC-None.
Attendance: 897
13:14 South Carolina #41 called for flagrant one.

Score by periods table showing 1st, 2nd, and Total scores for both teams.

Last FG - SC 2nd-01:16, USC 2nd-02:47.
Largest lead - SC by 20 2nd-00:37, USC by 2 1st-19:44.



Official Basketball Box Score -- Game Totals -- Final Statistics
NC Central vs #12/13 South Carolina
12/02/13 7 p.m. at Columbia, S.C./Colonial Life Arena



NC Central 27 • 4-3

Box score table for NC Central vs South Carolina. Columns include Player, FG-FGA, 3-Ptr, Rebounds (Off, Def, Tot), PF, TP, A TO Blk Stl, and Min. Total score is 27-70.

FG % 1st Half: 4-27 14.8% 2nd half: 4-23 17.4% Game: 8-50 16.0%
3FG % 1st Half: 1-8 12.5% 2nd half: 0-6 0.0% Game: 1-14 7.1%
FT % 1st Half: 6-8 75.0% 2nd half: 4-4 100.0% Game: 10-12 83.3%

#12/13 South Carolina 79 • 8-0

Box score table for South Carolina vs NC Central. Columns include Player, FG-FGA, 3-Ptr, Rebounds (Off, Def, Tot), PF, TP, A TO Blk Stl, and Min. Total score is 79-27.

FG % 1st Half: 18-26 69.2% 2nd half: 13-27 48.1% Game: 31-53 58.5%
3FG % 1st Half: 1-5 20.0% 2nd half: 5-13 38.5% Game: 6-18 33.3%
FT % 1st Half: 9-13 69.2% 2nd half: 2-3 66.7% Game: 11-16 68.8%

Officials: Laura Morris, Eric Brewton, Angel Stanton
Technical fouls: NC Central-None. #12/13 South Carolina-None.
Attendance: 4347

Score by periods table showing 1st, 2nd, and Total scores for both teams.

Last FG - NCCU 2nd-00:00, SC 2nd-00:24.
Largest lead - NCCU None, SC by 54 2nd-00:24.



#10/11 South Carolina 72 • 16-1, 3-0 SEC

Table with 12 columns: Player, FG-FGA, 3-Ptr, FT-FTA, Rebounds (Off, Def, Tot), PF, TP, A TO Blk Stl, Min. Rows include 24 WELCH, Aleighsa; 31 DOZIER, Asia; 33 IBIAM, Elem; 15 DAVIS, Tiffany; 25 MITCHELL, Tiffany; 02 GAINES, Olivia; 05 SESSIONS, Khadijah; 12 MONTOUIT, Wilka; 23 ROY, Tina; 41 COATES, Alaina; Team; Totals.

FG % 1st Half: 11-25 44.0% 2nd half: 11-16 68.8% Game: 22-41 53.7%
3FG % 1st Half: 2-7 28.6% 2nd half: 3-5 60.0% Game: 5-12 41.7%
FT % 1st Half: 15-17 88.2% 2nd half: 8-17 47.1% Game: 23-34 67.6%

Auburn 66 • 10-6, 1-2 SEC

Table with 12 columns: Player, FG-FGA, 3-Ptr, FT-FTA, Rebounds (Off, Def, Tot), PF, TP, A TO Blk Stl, Min. Rows include 32 Tanner, Tyrese; 44 Tanner, Tra'Cee; 00 Muhammad, Hasina; 10 Montgomery, Brandy; 22 Parker, Kiani; 01 Tucker, Meagan; 03 Starr, Allina; 13 Frekking, Katie; 21 Brimfield, Melinda; 34 Davis, Peyton; 35 Capers, Cabriana; 40 Dieng, Khady; Team; Totals.

FG % 1st Half: 12-27 44.4% 2nd half: 11-31 35.5% Game: 23-58 39.7%
3FG % 1st Half: 2-3 66.7% 2nd half: 2-10 20.0% Game: 4-13 30.8%
FT % 1st Half: 13-17 76.5% 2nd half: 3-5 60.0% Game: 16-22 72.7%

Officials: Eric Brewton (R), Laura Morris (U1), Mary Day (U2)
Technical fouls: #10/11 South Carolina-None. Auburn-None.
Attendance: 2453

Score by periods table with columns: 1st, 2nd, Total. Rows for #10/11 South Carolina (39, 33, 72) and Auburn (39, 27, 66).

Points, In Paint, Off T/O, 2nd Chance, Fast Break, Bench. Rows for SC (30, 28, 11, 6, 31) and AU (28, 27, 10, 6, 16).

Last FG - SC 2nd-02:17, AU 2nd-00:23. Largest lead - SC by 11 2nd-02:17, AU by 12 1st-08:31.



#8/8 South Carolina 65 • 16-2, 4-1 SEC

Table with 12 columns: Player, FG-FGA, 3-Ptr, FT-FTA, Rebounds (Off, Def, Tot), PF, TP, A TO Blk Stl, Min. Rows include 24 WELCH, Aleighsa; 31 DOZIER, Asia; 33 IBIAM, Elem; 05 SESSIONS, Khadijah; 25 MITCHELL, Tiffany; 02 GAINES, Olivia; 12 MONTOUIT, Wilka; 15 DAVIS, Tiffany; 23 ROY, Tina; 41 COATES, Alaina; Team; Totals.

FG % 1st Half: 7-29 24.1% 2nd half: 15-27 55.6% OT: 3-5 60.0% Game: 25-61 41.0%
3FG % 1st Half: 0-5 0.0% 2nd half: 3-4 75.0% OT: 2-2 100.0% Game: 5-11 45.5%
FT % 1st Half: 3-7 42.9% 2nd half: 6-10 60.0% OT: 1-4 25.0% Game: 10-21 47.6%

#25/21 Texas A&M 67 • 14-4, 4-0 SEC

Table with 12 columns: Player, FG-FGA, 3-Ptr, FT-FTA, Rebounds (Off, Def, Tot), PF, TP, A TO Blk Stl, Min. Rows include 01 Courtney Williams; 24 Jordan Jones; 33 Courtney Walker; 34 Karla Gilbert; 35 Achiri Ade; 12 Jada Terry; 13 Chelsea Jennings; 15 Tori Scott; 23 Rachel Mitchell; 32 T. Scott-Williams; Team; Totals.

FG % 1st Half: 14-39 35.9% 2nd half: 7-25 28.0% OT: 4-8 50.0% Game: 25-72 34.7%
3FG % 1st Half: 2-2 100.0% 2nd half: 0-2 0.0% OT: 0-0 0.0% Game: 2-4 50.0%
FT % 1st Half: 4-5 80.0% 2nd half: 8-11 72.7% OT: 3-4 75.0% Game: 15-20 75.0%

Officials: Beverly Roberts, Felicia Grinter, Greg Small
Technical fouls: #8/8 South Carolina-None. #25/21 Texas A&M-None.
Attendance: 5778

Score by periods table with columns: 1st, 2nd, OT, Total. Rows for #8/8 South Carolina (17, 39, 9, 65) and #25/21 Texas A&M (34, 22, 11, 67).

Points, In Paint, Off T/O, 2nd Chance, Fast Break, Bench. Rows for SC (38, 23, 11, 12, 0) and TAMU (38, 23, 11, 12, 0).

Last FG - SC OT-00:01, TAMU OT-00:58. Largest lead - SC by 5 1st-13:23, TAMU by 19 1st-00:29.



Alabama 51 • 8-10, 1-4 SEC

Table with 12 columns: Player, FG-FGA, 3-Ptr, FT-FTA, Rebounds (Off, Def, Tot), PF, TP, A TO Blk Stl, Min. Rows include 03 Carter, Khadijah; 13 Hegstetter, Nikki; 20 Williams, Ashley; 00 Simmons, Daisha; 12 Myers, Shafontaye; 25 Hutchen, Briana; 32 Jack, Brittany; 33 Rivers, Sharin; 34 Hamilton, Oceana; Team; Totals.

FG % 1st Half: 10-25 40.0% 2nd half: 9-33 27.3% Game: 19-58 32.8%
3FG % 1st Half: 2-5 40.0% 2nd half: 1-9 11.1% Game: 3-14 21.4%
FT % 1st Half: 4-6 66.7% 2nd half: 6-9 66.7% Game: 10-15 66.7%

#8/8 South Carolina 77 • 17-2, 5-1 SEC

Table with 12 columns: Player, FG-FGA, 3-Ptr, FT-FTA, Rebounds (Off, Def, Tot), PF, TP, A TO Blk Stl, Min. Rows include 24 WELCH, Aleighsa; 31 DOZIER, Asia; 33 IBIAM, Elem; 02 GAINES, Olivia; 25 MITCHELL, Tiffany; 00 FARMER, India; 05 SESSIONS, Khadijah; 12 MONTOUIT, Wilka; 15 DAVIS, Tiffany; 21 MORRISON, LeAnna; 23 ROY, Tina; 41 COATES, Alaina; Team; Totals.

FG % 1st Half: 17-33 51.5% 2nd half: 13-25 52.0% Game: 30-58 51.7%
3FG % 1st Half: 4-7 57.1% 2nd half: 3-5 60.0% Game: 7-12 58.3%
FT % 1st Half: 5-5 100.0% 2nd half: 5-6 83.3% Game: 10-11 90.9%

Officials: Dee Kantner, Kelly Johnson, Jennifer Rezac
Technical fouls: Alabama-None. #8/8 South Carolina-None.
Attendance: 7740

Score by periods table with columns: 1st, 2nd, Total. Rows for Alabama (26, 25, 51) and #8/8 South Carolina (43, 34, 77).

Points, In Paint, Off T/O, 2nd Chance, Fast Break, Bench. Rows for UA (20, 14, 9, 4, 13) and SC (30, 17, 8, 6, 28).

Last FG - UA 2nd-02:41, SC 2nd-00:32. Largest lead - UA None, SC by 29 2nd-13:09.



#10/11 South Carolina 61 • 18-2, 6-1 SEC

Table with 12 columns: Player, FG-FGA, 3-Ptr, FT-FTA, Rebounds (Off, Def, Tot), PF, TP, A TO Blk Stl, Min. Rows include 24 WELCH, Aleighsa; 31 DOZIER, Asia; 33 IBIAM, Elem; 05 SESSIONS, Khadijah; 25 MITCHELL, Tiffany; 02 GAINES, Olivia; 12 MONTOUIT, Wilka; 15 DAVIS, Tiffany; 23 ROY, Tina; 41 COATES, Alaina; Team; Totals.

FG % 1st Half: 13-25 52.0% 2nd half: 14-25 56.0% Game: 27-50 54.0%
3FG % 1st Half: 0-2 0.0% 2nd half: 0-0 0.0% Game: 0-2 0.0%
FT % 1st Half: 5-6 83.3% 2nd half: 2-3 66.7% Game: 7-9 77.8%

#16/19 Vanderbilt 57 • 16-4, 5-2 SEC

Table with 12 columns: Player, FG-FGA, 3-Ptr, FT-FTA, Rebounds (Off, Def, Tot), PF, TP, A TO Blk Stl, Min. Rows include 03 Heather Bowe; 05 Kady Schranz; 10 Christina Foggie; 11 Jasmine Lister; 25 Morgan Batey; 15 Jasmine Jenkins; 22 Marqu'es Webb; 23 Kylee Smith; 44 Rayte'a Long; Team; Totals.

FG % 1st Half: 11-28 39.3% 2nd half: 11-31 35.5% Game: 22-59 37.3%
3FG % 1st Half: 0-2 0.0% 2nd half: 1-3 33.3% Game: 1-5 20.0%
FT % 1st Half: 5-9 55.6% 2nd half: 7-10 70.0% Game: 12-19 63.2%

Officials: Jesse Dickerson, Scott Yarbrough, Gina Cross
Technical fouls: #10/11 South Carolina-None. #16/19 Vanderbilt-None.
Attendance: 3554

Score by periods table with columns: 1st, 2nd, Total. Rows for #10/11 South Carolina (31, 30, 61) and #16/19 Vanderbilt (27, 30, 57).

Points, In Paint, Off T/O, 2nd Chance, Fast Break, Bench. Rows for SC (46, 16, 10, 6, 12) and VU (32, 20, 11, 2, 20).

Last FG - SC 2nd-00:32, VU 2nd-03:17. Largest lead - SC by 8 1st-06:56, VU by 1 2nd-15:47.



2013-14 South Carolina Basketball
South Carolina Game-by-Game Highs (as of Feb 23, 2014)
All games



Opponent	Date	Score	Points	Rebounds	Assists	Steals	Blocked shots
CHARLESTON SOUTHERN	11/08/13	99-29	20-COATES, Alaina	8-WELCH, Aleighsa	7-ROY, Tina	5-MITCHELL, Tiffany	5-IBIAM, Elem
LOUISIANA TECH	11/10/13	68-45	14-WELCH, Aleighsa	10-WELCH, Aleighsa COATES, Alaina	5-SESSIONS, Khadij	2-SESSIONS, Khadij	3-IBIAM, Elem
COLL. OF CHARLESTON	11/14/13	81-54	16-DOZIER, Asia	17-WELCH, Aleighsa	4-SESSIONS, Khadij	2-WELCH, Aleighsa	3-IBIAM, Elem COATES, Alaina
SETON HALL	11/17/13	88-67	18-IBIAM, Elem	8-IBIAM, Elem WELCH, Aleighsa COATES, Alaina	5-SESSIONS, Khadij	2-DOZIER, Asia	4-COATES, Alaina
at Clemson	11/20/13	68-43	17-WELCH, Aleighsa	10-WELCH, Aleighsa	5-MITCHELL, Tiffany	2-COATES, Alaina MITCHELL, Tiffany	3-WELCH, Aleighsa
at San Diego State	11/23/13	88-54	21-COATES, Alaina	8-COATES, Alaina	9-MITCHELL, Tiffany	4-SESSIONS, Khadij	1-COATES, Alaina ROY, Tina WELCH, Aleighsa IBIAM, Elem
at USC	11/25/13	70-50	22-MITCHELL, Tiffany	9-COATES, Alaina	4-MITCHELL, Tiffany	5-MITCHELL, Tiffany	2-IBIAM, Elem
NC CENTRAL	12/02/13	79-27	19-MITCHELL, Tiffany	7-COATES, Alaina	6-SESSIONS, Khadij	3-MITCHELL, Tiffany	2-COATES, Alaina
at Charlotte	12/08/13	76-61	19-IBIAM, Elem	9-IBIAM, Elem	4-MITCHELL, Tiffany DOZIER, Asia	3-WELCH, Aleighsa MITCHELL, Tiffany	3-IBIAM, Elem
vs #14/13 North Carolina	12/18/13	66-74	23-WELCH, Aleighsa	6-WELCH, Aleighsa	2-GAINES, Olivia	2-MITCHELL, Tiffany SESSIONS, Khadija IBIAM, Elem	4-IBIAM, Elem
WINTHROP	12/20/13	69-61	20-MITCHELL, Tiffany	9-IBIAM, Elem	7-MITCHELL, Tiffany	2-WELCH, Aleighsa	3-IBIAM, Elem
SC STATE	12/22/13	70-26	23-COATES, Alaina	9-MITCHELL, Tiffany IBIAM, Elem	4-MITCHELL, Tiffany	1-DOZIER, Asia GAINES, Olivia ROY, Tina IBIAM, Elem DAVIS, Tiffany WELCH, Aleighsa MITCHELL, Tiffany	3-COATES, Alaina
SAVANNAH STATE	12/28/13	82-40	18-MITCHELL, Tiffany	12-COATES, Alaina	5-WELCH, Aleighsa	5-MITCHELL, Tiffany	3-COATES, Alaina
at Arkansas	01/02/14	55-51	16-MITCHELL, Tiffany	12-COATES, Alaina	5-DOZIER, Asia	1-GAINES, Olivia DOZIER, Asia WELCH, Aleighsa MITCHELL, Tiffany	5-COATES, Alaina
VANDERBILT	01/05/14	76-66	24-COATES, Alaina	10-COATES, Alaina	5-DOZIER, Asia	3-MITCHELL, Tiffany	3-COATES, Alaina
#9/10 KENTUCKY	01/09/14	68-59	17-MITCHELL, Tiffany	17-COATES, Alaina	4-DOZIER, Asia	2-MITCHELL, Tiffany	6-IBIAM, Elem
at Auburn	01/12/14	72-66	18-MITCHELL, Tiffany	6-COATES, Alaina	3-SESSIONS, Khadij DOZIER, Asia WELCH, Aleighsa	6-MITCHELL, Tiffany	1-COATES, Alaina WELCH, Aleighsa IBIAM, Elem
at #25/21 Texas A&M	01/16/14	65-67	20-WELCH, Aleighsa	16-WELCH, Aleighsa	3-SESSIONS, Khadij	1-GAINES, Olivia WELCH, Aleighsa COATES, Alaina SESSIONS, Khadija	4-IBIAM, Elem
ALABAMA	01/19/14	77-51	18-IBIAM, Elem	10-WELCH, Aleighsa	8-MITCHELL, Tiffany	1-GAINES, Olivia MITCHELL, Tiffany	2-MITCHELL, Tiffany IBIAM, Elem COATES, Alaina
at #16/19 Vanderbilt	01/26/14	61-57	14-MITCHELL, Tiffany	9-IBIAM, Elem	3-MITCHELL, Tiffany WELCH, Aleighsa	4-MITCHELL, Tiffany	4-COATES, Alaina
OLE MISS	01/30/14	99-70	24-COATES, Alaina	12-COATES, Alaina	8-MITCHELL, Tiffany	2-WELCH, Aleighsa MITCHELL, Tiffany	5-IBIAM, Elem
MISSOURI	02/02/14	78-62	20-MITCHELL, Tiffany	9-MITCHELL, Tiffany	6-SESSIONS, Khadij	4-MITCHELL, Tiffany SESSIONS, Khadija	4-COATES, Alaina
at Mississippi State	02/06/14	71-64	18-WELCH, Aleighsa	11-WELCH, Aleighsa	4-WELCH, Aleighsa ROY, Tina DOZIER, Asia	1-WELCH, Aleighsa DOZIER, Asia	7-IBIAM, Elem



2013-14 South Carolina Basketball
South Carolina Game-by-Game Highs (as of Feb 23, 2014)
All games



Opponent	Date	Score	Points	Rebounds	Assists	Steals	Blocked shots
					ROY, Tina DOZIER, Asia	DOZIER, Asia	
ARKANSAS	02/09/14	67-49	16-WELCH, Aleighsa	8-MITCHELL, Tiffany COATES, Alaina	4-MITCHELL, Tiffany DOZIER, Asia	2-WELCH, Aleighsa	5-WELCH, Aleighsa
at #19/17 LSU	02/16/14	73-57	19-WELCH, Aleighsa MITCHELL, Tiffany	8-COATES, Alaina	7-MITCHELL, Tiffany	3-COATES, Alaina	2-WELCH, Aleighsa
at #15/15 Kentucky	02/20/14	81-58	21-WELCH, Aleighsa	10-WELCH, Aleighsa	5-MITCHELL, Tiffany	1-IBIAM, Elem SESSIONS, Khadija COATES, Alaina	5-WELCH, Aleighsa
FLORIDA	02/23/14	69-55	20-MITCHELL, Tiffany	12-COATES, Alaina	3-DOZIER, Asia	2-MITCHELL, Tiffany	5-COATES, Alaina



2013-14 South Carolina Basketball
South Carolina Points-Rebounds-Assists (as of Feb 23, 2014)
All games



Opponent	Date	Score	00	02	05	12	15	21	23	24	25	31	33	41
			FARMER	JIND GAINES	OLI SESSIONS	K MONTOUT	TW DAVIS	TJFF MORRISON	L ROY	TINA WELCH	HALEI MITCHELL	T DOZIER	RASI IBIA	ELEM COATES
CSU	11/08/13	99-29 w	0-0-0	4-4-5	10-2-3	7-4-1	5-2-1	0-1-1	5-3-7	15-8-0	12-1-1	4-3-5	17-6-0	20-7-1
LATECH	11/10/13	68-45 w	0-0-0	2-4-3	7-1-5	0-3-0	3-2-1	0-0-0	2-1-2	14-10-3	10-4-3	7-1-0	11-8-1	12-10-0
COFC	11/14/13	81-54 w	0-0-0	2-1-0	2-1-4	2-8-0	7-1-3	0-1-1	6-0-2	12-17-2	11-8-1	16-2-3	12-6-0	11-14-0
SHU	11/17/13	88-67 w	DNP	0-1-1	17-3-5	0-0-1	0-1-0	2-0-0	5-2-1	15-8-4	15-3-4	6-4-2	18-8-0	10-8-1
at CSU	11/20/13	68-43 w	0-0-0	DNP	10-3-3	1-4-0	0-0-1	0-0-0	3-3-0	17-10-4	14-6-5	4-9-0	10-6-1	9-6-0
at SDSU	11/23/13	88-54 w	DNP	1-1-1	12-0-5	2-2-0	0-0-3	0-1-1	6-1-2	8-4-2	17-3-9	16-3-0	5-4-1	21-8-0
at USC	11/25/13	70-50 w	DNP	DNP	7-1-3	0-2-1	DNP	0-0-0	11-3-0	14-6-1	22-6-4	4-2-2	4-5-1	8-9-0
NCCU	12/02/13	79-27 w	3-3-0	4-5-4	7-0-6	5-1-1	DNP	3-2-0	2-6-5	13-4-1	19-3-1	6-2-1	2-3-0	15-7-1
at CHA	12/08/13	76-61 w	DNP	0-1-0	6-2-3	3-2-0	0-0-0	2-0-0	1-2-1	18-6-0	15-3-4	10-5-4	19-9-0	2-4-0
vs NC	12/18/13	66-74 L	DNP	2-1-2	4-2-1	0-1-0	0-0-0	DNP	2-4-0	23-6-0	18-5-1	3-3-1	14-5-1	0-1-0
WU	12/20/13	69-61 w	DNP	2-1-1	DNP	2-3-0	3-4-2	DNP	0-0-0	14-8-2	20-1-7	13-2-5	12-9-0	3-3-0
SCSUW	12/22/13	70-26 w	0-1-0	6-4-2	DNP	2-5-0	6-1-3	0-1-0	7-1-2	8-5-3	5-9-4	4-4-3	9-9-1	23-5-1
SSU	12/28/13	82-40 w	0-0-0	7-0-1	DNP	0-0-0	8-1-0	1-2-0	2-2-2	14-3-5	18-7-4	10-1-1	5-9-0	17-12-0
at AR	01/02/14	55-51 w	DNP	1-1-1	DNP	DNP	3-6-1	DNP	0-2-0	11-7-2	16-11-1	9-2-5	4-4-0	11-12-0
VANDY	01/05/14	76-66 w	DNP	2-1-2	DNP	DNP	3-1-2	DNP	3-3-3	9-3-3	19-4-4	5-1-5	11-8-0	24-10-0
UK	01/09/14	68-59 w	DNP	2-0-0	3-1-0	DNP	0-0-1	DNP	11-2-3	16-14-3	17-7-3	0-1-4	9-4-0	10-17-0
at AU	01/12/14	72-66 w	DNP	1-0-0	9-1-3	0-1-1	0-1-0	DNP	7-1-1	10-5-3	18-2-1	9-5-3	4-3-0	14-6-0
at TAMU	01/16/14	65-67 L	DNP	5-2-0	2-0-3	1-1-0	0-1-0	DNP	1-1-0	20-16-2	19-8-1	5-3-0	4-12-2	8-5-0
UA	01/19/14	77-51 w	3-0-0	4-3-3	3-0-3	6-1-0	0-0-0	0-0-0	6-2-3	12-10-1	7-6-8	8-3-5	18-7-1	10-9-1
at VU	01/26/14	61-57 w	DNP	2-1-0	6-3-0	4-1-0	0-1-1	DNP	0-1-1	10-6-3	14-7-3	9-3-2	10-9-0	6-5-0
UM	01/30/14	99-70 w	0-0-0	1-1-0	11-2-3	4-2-0	11-2-1	1-0-0	3-1-2	11-4-2	15-3-8	4-1-6	14-8-0	24-12-0
MU	02/02/14	78-62 w	0-0-0	0-0-0	13-2-6	0-0-0	0-0-2	0-0-0	0-1-0	11-5-0	20-9-3	11-3-4	10-6-0	13-5-1
at MS	02/06/14	71-64 w	DNP	0-1-0	14-2-3	0-0-0	4-0-0	DNP	5-8-4	18-11-4	7-2-0	10-3-4	5-5-0	8-5-0
AR	02/09/14	67-49 w	0-0-0	5-1-0	3-1-2	0-0-0	3-2-1	2-1-0	3-5-0	16-7-1	15-8-4	0-1-4	10-6-0	10-8-0
at LSU	02/16/14	73-57 w	0-0-0	0-0-1	9-2-1	2-2-0	3-0-0	0-0-0	6-3-1	19-6-1	19-7-7	1-1-1	1-7-0	13-8-1
at UK	02/20/14	81-58 w	DNP	2-3-0	18-0-0	0-1-0	0-0-0	0-0-0	0-2-1	21-10-2	12-7-5	4-4-2	16-4-0	8-6-0
UF	02/23/14	69-55 w	0-0-0	4-2-2	3-2-2	0-0-0	3-1-2	0-0-0	0-0-1	12-5-1	20-8-2	3-6-3	8-4-0	16-12-1



2013-14 South Carolina Basketball
 South Carolina Team Game-by-Game Comparison (as of Feb 23, 2014)
 All games



Opponent	1st	2nd	Score	Mar	Total FG	FG Pct	3-Pointers	3FG Pct	Free Throws	FT Pct	Rebounds	Assist	T/Over	Block	Steal	Fouls
CHARLESTON SOUTHERN	52/13	47/16	99-29	+70	39-64/10-54	.609/.185	3-6/4-23	.500/.174	18-28/5-6	.643/.833	46/25	25/6	10/25	12/5	17/5	9/19
LOUISIANA TECH	31/17	37/28	68-45	+23	28-62/18-50	.452/.360	4-18/4-7	.222/.571	8-22/5-14	.364/.357	47/29	18/10	13/17	4/2	6/7	15/22
COLL. OF CHARLESTON	46/34	35/20	81-54	+27	25-66/21-68	.379/.309	9-28/3-13	.321/.231	22-42/9-18	.524/.500	62/38	16/12	12/10	8/2	5/5	15/27
SETON HALL	41/39	47/28	88-67	+21	26-45/26-67	.578/.388	6-12/6-11	.500/.545	30-44/9-18	.682/.500	38/30	19/4	11/8	9/2	6/5	16/28
Clemson	27/15	41/28	68-43	+25	26-57/14-48	.456/.292	4-16/3-7	.250/.429	12-18/12-19	.667/.632	49/27	14/7	12/11	5/2	6/5	13/17
San Diego State	43/32	45/22	88-54	+34	29-55/21-48	.527/.438	9-23/1-8	.391/.125	21-31/8-15	.677/.533	30/31	24/10	8/25	4/1	12/5	18/25
USC	30/24	40/26	70-50	+20	24-48/20-52	.500/.385	2-6/1-11	.333/.091	20-26/9-18	.769/.500	35/30	12/12	19/22	3/4	8/10	18/21
NC CENTRAL	46/15	33/12	79-27	+52	31-53/8-50	.565/.160	6-18/1-14	.333/.071	11-16/10-12	.688/.833	38/28	20/6	7/16	4/1	7/3	11/13
Charlotte	33/32	43/29	76-61	+15	25-53/24-53	.472/.453	1-6/3-13	.167/.231	25-33/10-12	.758/.833	36/29	12/10	15/18	7/0	10/6	13/24
#14/13 North Carolina	27/39	39/35	66-74	(8)	23-56/28-61	.411/.459	1-11/4-16	.091/.250	19-29/14-17	.655/.824	33/43	6/12	14/17	6/3	7/5	18/23
WINTHROP	37/23	32/38	69-61	+8	24-48/24-59	.500/.407	8-19/4-8	.421/.500	13-24/9-10	.542/.900	34/30	17/13	20/13	5/2	4/8	12/21
SC STATE	37/12	33/14	70-26	+44	26-57/12-49	.456/.245	5-12/2-19	.471/.105	13-18/0-2	.722/.000	47/21	19/7	14/16	5/1	7/8	11/14
SAVANNAH STATE	43/25	39/15	82-40	+42	24-47/13-49	.511/.285	4-6/2-10	.667/.200	30-48/12-14	.625/.857	39/27	13/6	10/19	5/3	10/4	17/31
Arkansas	28/16	27/35	55-51	+4	21-52/18-69	.404/.261	1-5/5-19	.200/.263	12-19/10-14	.632/.714	48/38	10/8	21/10	11/6	4/11	19/20
VANDERBILT	41/30	35/36	76-66	+10	25-46/23-61	.543/.377	4-7/6-12	.571/.500	22-27/14-15	.815/.933	32/29	19/14	15/13	8/3	6/4	22/23
#9/10 KENTUCKY	34/24	34/35	68-59	+9	24-60/23-73	.400/.315	2-7/1-8	.286/.125	18-30/12-22	.600/.545	53/43	14/10	16/10	14/5	3/5	17/26
Auburn	39/39	33/27	72-66	+6	22-41/23-58	.537/.397	5-12/4-13	.471/.308	23-34/16-22	.676/.727	27/32	12/15	20/18	3/6	10/8	19/27
#25/21 Texas A&M	17/34	39/22	65-67	(2)	25-61/25-72	.410/.347	5-11/2-4	.455/.500	10-21/15-20	.476/.750	53/41	8/13	20/8	7/3	4/9	21/19
ALABAMA	43/26	34/25	77-51	+26	30-58/19-58	.517/.328	7-12/3-14	.583/.214	10-11/10-15	.909/.667	43/24	25/10	15/10	7/3	2/9	15/14
#16/19 Vanderbilt	31/27	30/30	61-57	+4	27-50/22-58	.540/.373	0-2/1-5	.000/.200	7-9/12-19	.778/.632	38/28	10/11	24/10	8/0	4/7	24/18
OLE MISS	44/25	55/45	99-70	+29	31-51/23-58	.608/.397	5-11/3-14	.455/.214	32-41/21-31	.780/.677	38/27	22/11	11/8	7/2	7/3	23/28
MISSOURI	48/25	30/37	78-62	+16	24-49/21-55	.490/.382	5-13/9-19	.385/.474	25-46/11-16	.543/.688	35/33	16/16	11/19	9/2	9/3	20/33
Mississippi State	34/29	37/35	71-64	+7	23-52/21-63	.442/.333	5-12/5-12	.471/.417	20-23/17-22	.870/.773	40/31	15/12	14/5	14/5	2/6	15/19
ARKANSAS	33/18	34/31	67-49	+18	21-49/17-57	.429/.298	3-13/3-7	.231/.429	22-26/12-15	.846/.800	42/28	12/6	19/9	8/2	4/13	14/23
#19/17 LSU	32/24	41/33	73-57	+16	23-47/25-69	.489/.362	6-14/5-13	.429/.385	21-28/2-4	.750/.500	39/34	13/8	12/9	4/5	6/4	12/20
#15/15 Kentucky	36/28	45/30	81-58	+23	30-57/23-61	.526/.377	4-8/4-14	.500/.286	17-20/8-9	.850/.889	44/19	10/8	16/9	6/0	3/4	14/18
FLORIDA	32/22	37/33	69-55	+14	24-53/19-59	.453/.322	3-15/4-11	.200/.364	18-28/13-17	.643/.765	44/29	14/9	18/12	11/4	5/8	15/26

Note: Game totals are displayed in the format TEAM/OPPONENT for each category



2013-14 South Carolina Basketball
South Carolina Combined Team Statistics (as of Feb 23, 2014)
Conference games



RECORD:	OVERALL	HOME	AWAY	NEUTRAL
ALL GAMES	13-1	7-0	6-1	0-0
CONFERENCE	13-1	7-0	6-1	0-0
NON-CONFERENCE	0-0	0-0	0-0	0-0

##	Player	gp-gs	min	avg	Total		3-Point		F-Throw		Rebounds				pf	dq	a	to	blk	stl	pts	avg						
					fg-fga	fg%	3fg-fga	3fg%	ft-fga	ft%	off	def	tot	avg														
25	MITCHELL, Tiffany	14-14	457	32.6	69-136	.507	16-26	.615	64-74	.865	15	74	89	6.4	35	0	50	44	8	25	218	15.6						
24	WELCH, Aleighsa	14-14	467	33.4	73-140	.521	1-1	1.000	49-78	.628	46	63	109	7.8	26	0	28	33	27	11	196	14.0						
41	COATES, Alaina	14-0	301	21.5	65-104	.625	0-0	.000	45-70	.643	31	89	120	8.6	32	1	4	29	31	9	175	12.5						
33	BIAM, Elem	14-14	320	22.9	48-87	.552	0-0	.000	28-36	.778	24	63	87	6.2	45	1	3	26	38	1	124	8.9						
05	SESSIONS, Khadijah	12-9	292	24.3	24-54	.444	9-22	.409	37-49	.755	3	13	16	1.3	28	0	26	22	1	9	94	7.8						
31	DOZIER, Asia	14-14	406	29.0	28-92	.304	13-41	.317	9-17	.529	5	32	37	2.6	32	0	48	35	5	7	78	5.6						
23	ROY, Tina	14-0	231	16.5	17-59	.288	8-33	.242	3-9	.333	2	30	32	2.3	10	0	20	10	5	1	45	3.2						
15	DAVIS, Tiffany	14-4	159	11.4	9-24	.375	4-11	.364	8-11	.727	2	13	15	1.1	17	0	11	19	0	0	30	2.1						
02	GAINES, Olivia	14-1	119	8.5	9-18	.500	1-1	1.000	10-13	.769	3	13	16	1.1	11	0	9	5	1	6	29	2.1						
12	MONTOUT, Wilka	11-0	54	4.9	6-8	.750	2-4	.500	3-4	.750	4	5	9	0.8	8	0	1	3	1	0	17	1.5						
00	FARMER, India	6-0	8	1.3	1-2	.500	1-2	.500	0-0	.000	0	0	0	0.0	2	0	0	1	0	0	3	0.5						
21	MORRISON, LeAnna	7-0	11	1.6	1-2	.500	0-1	.000	1-2	.500	1	0	1	0.1	3	0	0	0	0	0	3	0.4						
Team											21	24	45		1		5											
Total.....		14	2825		350-726	.482	55-142	.387	257-363	.708	157	419	576	41.1	250	2	200	232	117	69	1012	72.3						
Opponents.....		14	2825		302-872	.346	55-165	.333	173-241	.718	180	256	436	31.1	314	15	151	150	46	94	832	59.4						

TEAM STATISTICS	SC	OPP	Date	Opponent	Score	Att.
SCORING	1012	832	* 01/02/14	at Arkansas	w 55-51	2215
Points per game	72.3	59.4	* 01/05/14	VANDERBILT	w 76-66	4810
Scoring margin	+12.9	-	* 01/09/14	#9/10 KENTUCKY	w 68-59	5689
FIELD GOALS-ATT	350-726	302-872	* 01/12/14	at Auburn	w 72-66	2453
Field goal pct	.482	.346	* 01/16/14	at #25/21 Texas A&M	Lot 65-67	5778
3 POINT FG-ATT	55-142	55-165	* 01/19/14	ALABAMA	w 77-51	7740
3-point FG pct	.387	.333	* 01/26/14	at #16/19 Vanderbilt	w 61-57	3554
3-pt FG made per game	3.9	3.9	* 01/30/14	OLE MISS	w 99-70	5344
FREE THROWS-ATT	257-363	173-241	* 02/02/14	MISSOURI	w 78-62	7828
Free throw pct	.708	.718	* 02/06/14	at Mississippi State	w 71-64	2323
F-Throws made per game	18.4	12.4	* 02/09/14	ARKANSAS	w 67-49	7545
REBOUNDS	576	436	* 02/16/14	at #19/17 LSU	w 73-57	4275
Rebounds per game	41.1	31.1	* 02/20/14	at #15/15 Kentucky	w 81-58	5958
Rebounding margin	+10.0	-	* 02/23/14	FLORIDA	w 69-55	10547
ASSISTS	200	151				
Assists per game	14.3	10.8	* = Conference game			
TURNOVERS	232	150				
Turnovers per game	16.6	10.7				
Turnover margin	-5.9	-				
Assist/turnover ratio	0.9	1.0				
STEALS	69	94				
Steals per game	4.9	6.7				
BLOCKS	117	46				
Blocks per game	8.4	3.3				
ATTENDANCE	49503	26556				
Home games-Avg/Game	7-7072	7-3794				
Neutral site-Avg/Game	-	0-0				

Score by Periods	1st	2nd	OT	Totals
South Carolina	492	511	9	1012
Opponents	367	454	11	832



2013-14 South Carolina Basketball
South Carolina Combined Team Statistics (as of Feb 23, 2014)
All games



RECORD:	OVERALL	HOME	AWAY	NEUTRAL
ALL GAMES	25-2	15-0	10-1	0-1
CONFERENCE	13-1	7-0	6-1	0-0
NON-CONFERENCE	12-1	8-0	4-0	0-1

#	Player	gp-gs	min	avg	Total		3-Point		F-Throw		Rebounds				pf	dq	a	to	blk	stl	pts	avg
					fg-fga	fg%	3fg-fga	3fg%	ft-fta	ft%	off	def	tot	avg								
25	MITCHELL, Tiffany	27-27	831	30.8	132-254	.520	32-59	.542	118-150	.787	34	114	148	5.5	51	0	98	77	8	57	414	15.3
24	WELCH, Aleighsa	27-26	816	30.2	141-239	.590	1-1	1.000	98-158	.620	87	117	204	7.6	45	0	55	50	37	25	381	14.1
41	COATES, Alaina	27-1	515	19.1	117-183	.639	0-0	.000	92-143	.643	63	151	214	7.9	61	1	8	45	54	15	326	12.1
33	BIAM, Elem	27-27	639	23.7	102-186	.548	0-0	.000	58-82	.707	51	123	174	6.4	78	3	9	41	69	12	262	9.7
05	SESSIONS, Khadijah	22-19	558	25.4	50-124	.403	17-50	.340	59-82	.720	7	24	31	1.4	42	0	64	36	1	23	176	8.0
31	DOZIER, Asia	27-26	728	27.0	64-179	.358	31-88	.352	22-37	.595	16	62	78	2.9	51	0	75	60	7	17	181	6.7
23	ROY, Tina	27-1	465	17.2	35-124	.282	16-71	.225	11-19	.579	8	52	60	2.2	17	0	44	17	8	5	97	3.6
15	DAVIS, Tiffany	25-7	300	12.0	20-51	.392	11-26	.423	11-18	.611	4	23	27	1.1	22	0	25	37	1	4	62	2.5
02	GAINES, Olivia	25-1	249	10.0	20-37	.541	1-2	.500	18-24	.750	11	28	39	1.6	25	0	29	13	3	14	59	2.4
12	MONTOUT, Wilka	24-0	223	9.3	15-42	.357	5-14	.357	6-19	.316	23	21	44	1.8	22	0	5	11	5	1	41	1.7
21	MORRISON, LeAnna	18-0	60	3.3	2-11	.182	1-8	.125	6-10	.600	5	4	9	0.5	7	0	3	2	0	1	11	0.6
00	FARMER, India	13-0	41	3.2	2-7	.286	2-4	.500	0-0	.000	2	2	4	0.3	4	0	0	1	1	0	6	0.5
Team											29	49	78		1		7					
Total.....		27	5425		700-1437	.487	117-323	.362	499-742	.673	340	770	1110	41.1	426	4	415	397	194	174	2016	74.7
Opponents.....		27	5425		541-1580	.342	93-325	.286	285-416	.685	313	511	824	30.5	599	24	266	367	74	170	1460	54.1

TEAM STATISTICS	SC	OPP	Date	Opponent	Score	Att.
SCORING	2016	1460	11/08/13	CHARLESTON SOUTHERN	w 99-29	5120
Points per game	74.7	54.1	11/10/13	LOUISIANA TECH	w 68-45	5078
Scoring margin	+20.6	-	11/14/13	COLL. OF CHARLESTON	w 81-54	4882
FIELD GOALS-ATT	700-1437	541-1580	11/17/13	SETON HALL	w 88-67	4765
Field goal pct	.487	.342	11/20/13	at Clemson	w 68-43	715
3 POINT FG-ATT	117-323	93-325	11/23/13	at San Diego State	w 88-54	642
3-point FG pct	.362	.286	11/25/13	at USC	w 70-50	897
3-pt FG made per game	4.3	3.4	12/02/13	NC CENTRAL	w 79-27	4347
FREE THROWS-ATT	499-742	285-416	12/08/13	at Charlotte	w 76-61	1357
Free throw pct	.673	.685	12/18/13	vs #14/13 North Carolina	L 66-74	4137
F-Throws made per game	18.5	10.6	12/20/13	WINTHROP	w 69-61	5021
REBOUNDS	1110	824	12/22/13	SC STATE	w 70-26	5937
Rebounds per game	41.1	30.5	12/28/13	SAVANNAH STATE	w 82-40	4824
Rebounding margin	+10.6	-	* 01/02/14	at Arkansas	w 55-51	2215
ASSISTS	415	266	* 01/05/14	VANDERBILT	w 76-66	4810
Assists per game	15.4	9.9	* 01/09/14	#9/10 KENTUCKY	w 68-59	5689
TURNOVERS	397	367	* 01/12/14	at Auburn	w 72-66	2453
Turnovers per game	14.7	13.6	* 01/16/14	at #25/21 Texas A&M	Lot 65-67	5778
Turnover margin	-1.1	-	* 01/19/14	ALABAMA	w 77-51	7740
Assist/turnover ratio	1.0	0.7	* 01/26/14	at #16/19 Vanderbilt	w 61-57	3554
STEALS	174	170	* 01/30/14	OLE MISS	w 99-70	5344
Steals per game	6.4	6.3	* 02/02/14	MISSOURI	w 78-62	7828
BLOCKS	194	74	* 02/06/14	at Mississippi State	w 71-64	2323
Blocks per game	7.2	2.7	* 02/09/14	ARKANSAS	w 67-49	7545
ATTENDANCE	89477	34304	* 02/16/14	at #19/17 LSU	w 73-57	4275
Home games-Avg/Game	15-5965	11-2742	* 02/20/14	at #15/15 Kentucky	w 81-58	5958
Neutral site-Avg/Game	-	1-4137	* 02/23/14	FLORIDA	w 69-55	10547

Score by Periods	1st	2nd	OT	Totals
South Carolina	985	1022	9	2016
Opponents	687	765	11	1463

* = Conference game