



SOUTH CAROLINA BASKETBALL

MBB CONTACT: EMILY MILES // EFEENEY@MAILBOX.SC.EDU // 803-777-7743 // @EMILYFEENEYSID

2015-16 SCHEDULE

OVERALL: 15-0 | SEC: 2-0

NOVEMBER

8	Allen +	W, 71-43
14	Norfolk State %	W, 84-69
16	Oral Roberts	W, 84-66
20	vs. DePaul !	W, 76-61
21/22	vs. Hofstra !	W, 94-84
23	vs. Tulsa !	W, 83-75
27	Lipscomb	W, 92-76
30	Western Carolina	W, 76-53

DECEMBER

5	USF	W, 81-63
15	Drexel	W, 79-54
18	at Clemson ^	W, 65-59
22	vs. St. John's &	W, 75-61
30	Francis Marion	W, 78-56

JANUARY

2	Memphis	W, 86-76
5	at Auburn*	W, 81-69
9	Vanderbilt*	W, 69-65
13	at Alabama*	9 p.m./ SECN
16	Missouri*	1 p.m./ SECN
19	at Ole Miss*	7 p.m./ SECN
23	at Tennessee*	Noon/ SECN
26	Mississippi State*	7 p.m./ SECN
30	Alabama*	6 p.m./ SECN

FEBRUARY

2	at Georgia*	7 p.m./ESPN/U/SECN
6	at Texas A&M*	4 p.m./ESPNU
10	LSU*	7 p.m./ESPN2
13	Kentucky*	Noon/ESPN/2
16	at Missouri*	7 p.m./ SECN
20	Florida*	Noon/ SECN
24	Tennessee*	9 p.m./ SECN
27	at Mississippi State*	2:30/ SECN

MARCH

3	Georgia*	7 p.m./ESPN/2
5	at Arkansas*	5 p.m./SECN
9-13	SEC Tournament (Nashville)	TBD

All home games in **bold** | All times listed Eastern
 * indicates SEC contest | + indicates exhibition |
SECN+ - SEC Network + | **SECN** - SEC Network
 | **CBSSN** - CBS Sports Network | % - Paradise Jam
 (Columbia, S.C.) | ! - Paradise Jam (St. Thomas,
 USVI) | & - Hall of Fame Shootout (Uncasville,
 Conn.) | ^ - game played at Bon Secours Arena



SOCIAL HUB

@GAMECOCKMBB // #GAMECOCKS
 FACEBOOK.COM//GAMECOCKMBB

(19/15) SOUTH CAROLINA (15-0, 2-0 SEC) at ALABAMA (9-5, 0-2 SEC)

WED., JAN. 13 • COLEMAN COLISEUM (15,383) • TUSCALOOSA, ALA. • 9 P.M. ET



GAMECOCKS

VS.



CRIMSON TIDE

Head Coach: Frank Martin (FIU, '93)
Record At Carolina: 60-54 (4th season)
Career Record: 177-108 (9th season)
Record vs. Alabama: 4-2

Top scorer: Thornwell (12.6)
Top rebounder: Carrera (6.3)
Top assist maker: Thornwell (3.8)
Media Relations: Emily Miles
Twitter: @GamecockMBB

Head Coach: Avery Johnson
 (Southern, '88)
Record At Alabama: 9-5 (1st season)
Career Record: Same
Record vs. S. Carolina: 0-0
Top scorer: Obasohan (14.6)
Top rebounder: Ingram (5.9)
Top assist maker: Coleman (3.7)
Media Relations: Aaron Jordan
Twitter: @AlabamaMBB

GAME 16

Broadcast: SEC Network
Play-By-Play: Mike Morgan
Analyst: Joe Dean Jr.

Radio: Gamecock Radio Network
Play-By-Play: Andy Demetra
Analyst: Casey Manning
Sirius: N/A; **XM:** N/A

Watch: WatchESPN
Live Stats: GamecocksOnline.com
Tickets: RollTide.com
 - or - arena box office

Series: Alabama leads 25-15
Last Meeting: 59-51 Alabama win,
 in Tuscaloosa, Feb. 24, 2015
Series in Tuscaloosa: Alabama leads,
 14-2

PROBABLE STARTERS

SOUTH CAROLINA	HT.	WT.	YR.	HOMETOWN	PPG	RPG	MPG
G - #15 PJ Dozier	6-6	200	Fr.	Columbia, S.C.	7.9	3.6	19.9
G - #0 Sindarius Thornwell	6-5	215	Jr.	Lancaster, S.C.	12.6	5.2	30.6
F - #25 Mindaugas Kacinas	6-7	229	Sr.	Klaipeda, Lithuania	11.7	5.4	29.7
F - #24 Michael Carrera	6-5	214	Sr.	Anzoategui, Venezuela	11.8	6.3	24.5
F - #14 Laimonas Chatkevicius	6-11	245	Sr.	Klaipeda, Lithuania	10.8	4.6	21.5
ALABAMA	HT.	WT.	YR.	HOMETOWN	PPG	RPG	MPG
G - #4 Arthur Edwards	6-6	217	GS	Washington, D.C.	10.5	4.0	27.6
G - #5 Justin Coleman	5-10	168	So.	Birmingham, Ala.	8.3	2.0	27.8
G - #32 Retin Obasohan	6-2	210	Sr.	Antwerp, Belgium	14.6	2.9	31.5
F - #3 Michael Kessens	6-9	228	Jr.	Nyon, Switzerland	4.4	3.7	15.9
F - #10 Jimmie Taylor	6-10	248	Jr.	Greensboro, Ala.	5.6	5.6	22.9

TODAY'S GAME

Nationally-ranked South Carolina continues SEC action when it travels to Alabama for a mid-week matchup on Wednesday night. The contest marks Carolina's second league road contest of the season. Carolina has risen to No. 19 in the AP Top 25 Poll and No. 15 in the USA Today Coaches Poll this week after starting conference play with a road win at Auburn last Tuesday, followed by a comeback win vs. Vanderbilt at home on Saturday.
















GAME STORYLINES

- South Carolina is in its 108th season of varsity basketball in 2015-16.
- Carolina is led by fourth-year head coach Frank Martin. Alongside him are associate head coach Matt Figger, assistant coaches Perry Clark and Lamont Evans and director of men's hoops operations, Andy Assaley.
- South Carolina is ranked No. 19 in this week's Associated Press Top 25 Poll, it's highest ranking since 1998, while Carolina jumped to No. 15 in the USA Today/Coaches Top 25 Poll. Carolina remains the only undefeated team in the SEC and one of just two unbeaten teams nationally (games through Jan. 10).
- For the third game in a row, junior guard Sindarius Thornwell led the Gamecocks in scoring, posting 19 to pace Carolina in a comeback win versus Vanderbilt at Colonial Life Arena last Saturday. En route to his 19, Thornwell tallied the 1,000th point of his career, becoming the 42nd member of the Carolina 1,000-point club. Senior forward Mindaugas Kacinas also tallied double-figures with 13. The star of the game was the Gamecock defense, holding the Commodores to just 32.8 percent from the floor (Vandy came into the matchup averaging 47.7 percent from the field.)
- Led by a season high 22 points from junior guard Sindarius Thornwell, South Carolina had five score in double-figures, and



SOUTH CAROLINA GAMECOCKS

OVERALL: 15-0; SEC: 2-0; HOME: 9-0; AWAY: 2-0; NEUTRAL: 4-0

0		SINDARIUS THORNWELL - Jr. - G - 6-5 - 215 - Lancaster, S.C. MIN PTS RBS AST FG% 3FG% FT% 30.6 12.6 5.2 3.8 37.3 31.7 77.1	- Paradise Jam Tournament MPV; avgd. 13.3 points, 7.4 rebs, 3.7 apg. at Jam - Season high 22 points in the win vs. Auburn, 7 assists, 3 steals - Became 42nd member of 1,000 point club with 19 points vs. Vandy - Team high 19 points vs. Vandy, also 8 rebounds and 2 assists - Last 5 games: 15.2 points, 4.6 rebounds, 3.6 assists in 32.2 minutes per game
1		MARCUS STROMAN - So. - G - 6-2 - 185 - Columbia, S.C. MIN PTS RBS AST FG% 3FG% FT% 17.1 3.2 2.2 1.5 30.8 50.0 72.2	- Team high three assists vs. USF - 5-of-8 from the free throw line with two assists and two steals vs. Memphis - Top scoring output of the season with 10 points at Auburn, 8-8 from FT line - 7 points, three assists in season high 23 minutes in win vs. Vandy
2		RAYMOND DOBY - Fr. - F - 6-6 - 233 - Cahokia, Ill. MIN PTS RBS BLK FG% 3FG% FT% 3.0 1.3 0.8 0.1 33.3 0.0 50.0	- Played his senior season at Montrose Christian School and spent a post-grad year at St. John's Northwestern Military Academy in Wisconsin - DNP vs. USF due to back spasms - Scored first-career points with eight and four rebounds in win vs. Francis Marion
4		JAMALL GREGORY - Fr. - G - 6-2 - 202 - Washington, D.C. MIN PTS RBS AST FG% 3FG% FT% 4.4 1.6 1.0 0.6 44.4 25.0 50.0	- An extremely athletic and explosive athlete - Collected a rebound, three assists and a steal in exhibition vs. Allen - In seven minutes vs. WCU, scored two points and collected two rebounds - Season high 14 minutes vs. Francis Marion, scored six points, with 3 assists
5		TEMARCUS BLANTON - R-Fr. - G - 6-5 - 2015 - Locust Grove, Ga. MIN PTS RBS AST FG% 3FG% FT% 4.1 1.4 0.7 0.3 28.6 50.0 1.000	- Suffered a hip injury that required surgery during the 2014-15 preseason and missed the entire campaign - Scored first points as a Gamecock with two at the foul line vs. USF - Hit a pair of 3s on back-to-back possessions in final minutes of Drexel contest
10		DUANE NOTICE - Jr. - G - 6-2 - 218 - Woodbridge, Ontario MIN PTS RBS AST FG% 3FG% FT% 24.2 11.9 2.2 1.9 39.3 43.3 81.5	- Matchup MVP vs. St. John's, 20 points, 7-of-10 from the field, two steals - 15 points, including a career best 12-of-12 from the free throw line in win vs. Memphis - 12 points, 3 rebounds, 2 assists at Auburn - Eight points, four assists in win vs. Vandy - Last 5 games: 13.0 points, 2.2 rebounds, 2.2 assists per game
14		LAIMONAS CHATKEVICIUS - Sr. - F - 6-11 - 245 - Klaipeda, Lithuania MIN PTS RBS BLK FG% 3FG% FT% 21.5 10.8 4.6 1.1 56.1 35.7 67.4	- 11 points, five rebounds and a pair of steals in win vs. St. John's - Foul trouble early vs. Memphis, but scored 9 points with 6 rebounds in second half - Third-career double-double with 12 points, game high 10 rebounds at Auburn - 9 points, 4 rebounds, 2 steals in win vs. Vandy - Last 5 games: 8.2 points, 5.6 rebounds, 0.9 blocks, 0.9 steals per game
15		PJ DOZIER - Fr. - G - 6-6 - 200 - Columbia, S.C. MIN PTS RBS AST FG% 3FG% FT% 19.9 7.9 3.6 1.9 41.1 30.4 51.4	- 13-point, 6-rebound effort vs. Clemson and six points in win vs. St. John's - Seven points and two rebounds in win vs. Memphis - 4 points, 5 assists in 15 minutes at Auburn - 9 points, three rebounds in win vs. Vandy
20		JUSTIN MCKIE - Jr. - G - 6-4 - 197 - Columbia, S.C. MIN PTS RBS AST FG% 3FG% FT% 7.1 1.5 0.9 0.9 28.0 18.2 66.7	- Three points and three assists in exhibition vs. Allen - Solid in win vs. Lipscomb, posting six points, and dishing a career high five assists with one steal in 19 minutes - 12 assists against one turnover this season
21		JOHN RAGIN - Fr. - G - 6-2 - 177 - Eastover, S.C. MIN PTS RBS AST FG% 3FG% FT% 2.0 0.7 0.3 0.0 33.3 0.0 0.0	- Averaged 13 points during senior season at Cardinal Newman High School - Saw action vs. Western Carolina, collecting one rebound - Scored first-career points vs. Francis Marion - Not available vs. Memphis due to an abdominal strain
23		ERIC COBB - Fr. - F - 6-9 - 296 - Jacksonville, Fla. MIN PTS RBS BLK FG% 3FG% FT% 8.3 1.6 2.5 0.1 68.8 0.0 0.0	- Starred in exhibition vs. Allen with game best 14 rebounds and 8 points in 23 min. - Four rebounds and a block in win vs. Drexel - Four points and five rebounds, playing very well vs. Clemson - Season high seven rebounds in win vs. Francis Marion, also two assists
24		MICHAEL CARRERA - Sr. - F - 6-5 - 214 - Anzoátegui, Venezuela MIN PTS RBS AST FG% 3FG% FT% 24.5 11.8 6.3 1.5 48.7 51.2 75.0	- 16 points and 11 rebounds for 7th-career double-double in win vs. St. John's - Double-double with 16 points and 11 rebounds in win vs. Memphis - 12 points, seven rebounds and two steals in win at Auburn - 4 points, matched team-best with 8 rebounds in win vs. Vandy - Last 5 games: 10.6 points, 8.0 rebounds per game
25		MINDAUGAS KACINAS - Sr. - F - 6-7 - 229 - Klaipeda, Lithuania MIN PTS RBS AST FG% 3FG% FT% 29.7 11.7 5.4 1.0 56.3 28.6 64.2	- Paradise Jam All-Tourney team after averaging 17.3 points and 6.0 rebounds per game in tournament play/11 points, eight rebounds vs. Tulsa in championship - 10 points and a pair of assists in 37 minutes in career-high 37 minutes vs. Clemson - 8 points, 5 rebounds, 2 assists and 2 steals in 36 minutes vs. Memphis - 13 points, four rebounds in 33 minutes in win vs. Vandy
30		CHRIS SILVA - Fr. - F - 6-9 - 220 - Libreville, Gabon MIN PTS RBS BLK FG% 3FG% FT% 13.9 5.6 4.9 1.0 40.0 0.0 63.5	- Native of Gabon, but played high school basketball at Roselle Catholic in N.J. - Season and team high 13 points in win vs. Francis Marion/1.3 BPG leads team - 6 points, 7 rebounds, including 4 offensive, in win vs. Memphis - 5 rebounds in 9 minutes in win vs. Vandy
31		JARRELL HOLLIMAN - R-So. - F - 6-7 - 200 - Alpharetta, Ga. MIN PTS RBS AST FG% 3FG% FT% 1.7 0.0 0.0 0.0 0.0 0.0 0.0	- Played one year at Elmhurst College - Also ran track and field during high school career - A music major who one day would like to play in a symphony

INTERVIEW POLICIES

All interview requests must be made in advance to SID Emily Miles in the South Carolina Media Relations Office. Beginning with the start of practice in October, Miles will release a weekly coach and student-athlete availability schedule to media on Mondays.

Post-Game Interview Policy: After each home game, the visiting coach will address the media first, followed by South Carolina student-athletes then South Carolina head coach Frank Martin. (Depending on deadline, this may be altered on a game-by-game basis).

Road Interview Policy: Interviews with Coach Martin and Gamecock student-athletes while on the road will be scheduled according to the home post-game media procedure.

All interviews are to be coordinated through the Media Relations Office. This allows the staff to arrange the interview when it best suits the student-athlete's and the reporter's schedules. Please contact the Media Relations Office in advance to make your interview requests. Media are not permitted to contact student-athletes on their own at any time.

All interviews will take place at the designated media interview site for that day as listed in the weekly availability schedule or in the Media Relations Office.

Dormitory, apartment and cell phone numbers for student-athletes will not be provided to the media. Should you need to conduct a telephone interview with a student-athlete, a call will be placed to you from the student-athlete at a mutually agreeable time.

SOUTH CAROLINA MEDIA RELATIONS

Emily Miles, primary contact

Associate Director

cell: 803-727-3284

e-mail: efeeny@mailbox.sc.edu

Twitter: @EmilyFeeneySID

Website: www.GamecocksOnline.com

Facebook: www.Facebook.com/GamecockMBB

Twitter: @GamecockMBB

Instagram: @GamecockMBB

STAT COMPARISON

	SC	ALABAMA	NCAA Rank
Record	15-0	9-5	1/115
Conference Record	2-0	0-2	-
Current Streak	W15	L2	-
Scoring Avg.	80.2	66.0	53/309
Opponent Scoring Avg.	65.8	66.4	58/72
Scoring Margin	+14.4	-0.4	22/223
Field Goal %	.448	.428	131/235
Opponent Field Goal %	.374	.401	9/62
3-Point Field Goal %	.375	.337	59/196
Opponent 3-Point Field Goal %	.334	.341	158/194
3-Point Field Goal Made PG	6.5	7.4	213/128
3-Point Field Goal Attempts PG	17.4	22.1	300/184%
Free Throw %	.682	.667	205/248
Opponent Free Throw %	.669	.690	-
Rebounding Avg.	42.5	33.5	13/304
Opponent Rebounding Avg.	32.4	37.8	-
Rebounding Margin	+10.1	-4.3	15/302
Turnovers Avg.	14.0	14.1	260/267
Opponent Turnover Avg.	15.9	13.4	-
Assists Avg.	14.1	10.9	140/318
Blocks Avg.	4.7	5.2	68/39
Steals Avg.	7.6	6.0	65/202

% indicates total attempts

NCAA stats games through Jan. 10

BY THE NUMBERS

1,010

Junior guard Sindarius Thornwell became the 42nd member of the 1,000-point club with his team high 19 points vs. Vanderbilt. He now has 1,010 points for his career in the Garnet and Black.

6

South Carolina has six wins away from home this season (away and neutral site games), the most of any team in the SEC.

37.4%

South Carolina ranks ninth nationally in field goal percentage defense with a mark of 37.4 percent, after holding Vandy to just 32.8 percent from the field last Saturday.

+10.1

The Gamecocks continue to lead the SEC and rank 15th nationally with a rebound margin of +10.1. The Gamecocks out-rebounded Vandy 44-36 last Saturday.

A SOUTH CAROLINA WIN WOULD ...

- Improve the Gamecocks' record to 16-0, only the 1933-34 team had a better start at 17-0.
- Mark Carolina's longest winning streak at 16 games since the 1969-70 team won 17-straight through the middle portion of the season, which is tied with the 1933-34 team for a school record.
- Be Carolina's first 3-0 start in league play since the the 1996-97 team began league play winning 11 straight.

the Gamecocks won their first SEC opener since 2011 on Jan. 5 with an 81-69 win on the road at Auburn. It marked Carolina's sixth win away from Colonial Life Arena this season. Carolina held a 13-point advantage at the half, led by hot 3-point shooting in the opening stanza. The Gamecocks would go on to hit 50% from the field in the game, and match a season high with nine made 3s.

- A combined 68 fouls and 99 free throw attempts was the story of South Carolina's 86-76 win vs. visiting Memphis on Jan. 2 at Colonial Life Arena in the final non-conference tune-up of the season for Carolina. The win moved the Gamecocks to 13-0 on the year, it's longest win streak since the 1969-70 squad won 17-straight. Senior forward Michael Carrera posted his second double-double of the season with 16 points and a game high 11 rebounds, while junior guard Sindarius Thornwell added a season high 18 points, two assists and three steals.

- In the most updated NCAA stats (games through Jan. 11), South Carolina ranks in the top 15 in field goal percentage defense (9th), rebound margin (15th), free throw attempts (7th), free throws made (12th), and total rebounds per game (13th).

- Behind a season high 13 points from rookie forward Chris Silva, the Gamecocks kept their unbeaten streak alive with a 78-56 win vs. visiting Francis Marion at Colonial Life Arena on Dec. 30. Fellow freshman Eric Cobb would pull down a team high seven rebounds, and rookie point guard PJ Dozier collected a season high five steals. The Gamecocks out-rebounded the Patriots 47-42 and scored 29 points off of 22 FMU turnovers.

- South Carolina posted a 75-61 win over St. John's on Dec. 22 before the holiday break at the Mohegan Sun Arena in Uncasville, CT. The win was Carolina's first over St. John's in five tries, and improved the Gamecocks' record to 11-0. Junior guard Duane Notice hit the 20-point mark for the first time this season and the fifth time of his career, and senior forward Michael Carrera posted the seventh double-double of his career with 16 points and a game high 12 rebounds in the win. The Gamecocks hit 53.8 percent from 3-point range, in comparison, holding the Red Storm to just 25.0 percent from beyond the arc.

- South Carolina hit the 10-0 mark for the first

time in over 80 years on Dec. 18, posting a 65-59 road victory at Clemson behind four Gamecocks in double-figures led by senior forward Michael Carrera's 14 points. The Gamecocks used a 24-1 run in the middle portion of the first half to hold a 41-25 lead at the break. Despite a comeback by the Tigers, which saw them pull within four late in the game, Carolina withstood the run and closed the six-point win. Carrera hit a pair of 3s during the first-half run that sparked the Carolina offense, but his most crucial points in the game came with 22 seconds on the clock when the senior hit two from the free throw line to clinch the win.

- Junior guard Sindarius Thornwell had a monster dunk in the first half vs. Clemson, which was released as SportsCenter's top play of the day in its SportsCenter Top 10 Plays of the Day, later that evening.

- Carolina posted an 81-63 win vs. USF on Dec. 5 in its last outing before the lengthy exam break. Four Gamecocks reached double-figures in the game, led by senior forward Michael Carrera's 19. His out-put marked the most points scored in a game for Carrera since his rookie season. Junior guard Duane Notice posted 15 points hitting 6-of-8 from the field, which included a pair of 3s. The Gamecocks hit 60.6% from the floor in the opening half, and held the Bulls to a mark of just 35.3% from the floor in the game.

- South Carolina senior forward Mindaugas Kacinas and junior guard Sindarius Thornwell were both named to the Paradise Jam All-Tournament Team. Thornwell was named the event's MPV after averaging 13.3 points, 7.3 rebounds, 3.7 assists and just 1.7 turnovers per game. Thornwell also collected 2.3 steals per outing, including a season high five vs. Tulsa.

- Carolina returns eight letterwinners, including four starters from last season's squad.

- PJ Dozier was named to the 2015 McDonald's All-American squad, earning the start in the contest. Dozier is the fourth McDonald's All-American in Gamecock history, the others include PJ's uncle, Terry Dozier, South Carolina's all-time leading scorer BJ McKie and Rolando Howell.

ASSOCIATED PRESS TOP 25

Jan. 11, 2016

Rk.	Team	Record	Pts.
1	Kansas (63)	14-1	1,621
2	Oklahoma (1)	13-1	1,551
3	Maryland	15-1	1,472
4	Michigan State (1)	16-1	1,446
5	North Carolina	15-2	1,371
6	Villanova	14-2	1,246
7	Xavier	14-1	1,200
8	Miami (FL)	13-1	1,139
9	Duke	14-2	1,100
10	SMU	15-0	1,040
11	West Virginia	14-1	867
12	Providence	14-2	862
13	Virginia	12-3	818
14	Kentucky	12-3	698
15	Texas A&M	13-2	668
16	Iowa	12-3	656
17	Iowa State	12-3	555
18	Arizona	13-3	537
19	South Carolina	15-0	527
20	Pittsburgh	14-1	334
21	Louisville	13-3	330
22	Baylor	12-3	325
23	Butler	12-4	302
24	Purdue	14-3	145
25	Gonzaga	13-3	101

Others receiving votes: USC 79, Indiana 59, UCLA 21, Utah 10, Texas Tech 10, Saint Mary's 8, Wichita St 7, Valparaiso 6, Oregon 6, Hawaii 4, St Bonaventure 1, Oregon State 1, Akron 1, Dayton 1

Dropped from rankings: Connecticut 23, Dayton 25

USA TODAY TOP 25

Jan. 11, 2016

Rk.	Team	Record	Pts.
1	Kansas (32)	14-1	800
2	Oklahoma	13-1	743
3	Maryland	15-1	742
4	Michigan State	16-1	694
5	North Carolina	15-2	673
6	Duke	14-2	596
7	Villanova	14-2	557
8	Xavier	14-1	555
9	Miami (FL)	13-1	551
10	West Virginia	14-1	477
11	Virginia	12-3	426
12	Providence	14-2	400
13	Kentucky	12-3	393
14	Texas A&M	13-2	383
15	South Carolina	15-0	361
16	Arizona	13-3	337
17	Pittsburgh	14-1	263
18	Iowa State	12-3	253
19	Iowa	12-3	226
20	Louisville	13-3	205
21	Gonzaga	13-3	173
22	Baylor	12-3	156
23	Butler	12-4	147
24	Purdue	14-3	122
25	Indiana	14-3	38

Others receiving votes: Connecticut 34, Oregon 18, USC 16, UCLA 12, George Washington 11, California 9, Houston 5, Dayton 5, Valparaiso 5, Texas Tech 3, Washington 3, Arkansas-Little Rock 2, Cincinnati 2, Saint Mary's 1, Utah 1, Hawaii 1, Boise State 1

Dropped from rankings: Connecticut 24



SOUTHEASTERN CONFERENCE STANDINGS

As of Jan. 11

Team	Conference	Overall
South Carolina	2-0	15-0
Texas A&M	3-0	13-2
Arkansas	2-1	8-7
Florida	2-1	10-5
Kentucky	2-1	12-3
LSU	2-1	9-6
Ole Miss	2-1	12-3
Missouri	1-1	8-7
Auburn	1-2	7-7
Georgia	1-2	8-5
Tennessee	1-2	8-7
Alabama	0-2	9-5
Mississippi State	0-2	7-7
Vanderbilt	0-3	8-7

COACHES TELECONFERENCE

The weekly SEC men's basketball coaches teleconference will begin Monday, Jan. 4 and continue through March 7. Media representatives wishing to participate in the teleconference should contact the SEC Communications Department for further details. Each coach will appear on the teleconference for seven minutes, according to the following schedule:

ORDER OF APPEARANCE

(All Times Eastern)

11:00 a.m.	Kevin Stallings, Vanderbilt
11:07 a.m.	Mike White, Florida
11:14 a.m.	Frank Martin, South Carolina
11:21 a.m.	Mark Fox, Georgia
11:28 a.m.	Johnny Jones, LSU
11:35 a.m.	John Calipari, Kentucky
11:42 a.m.	Rick Barnes, Tennessee
11:49 a.m.	Mike Anderson, Arkansas
11:56 a.m.	Avery Johnson, Alabama
12:03 a.m.	Bruce Pearl, Auburn
12:10 a.m.	Andy Kennedy, Ole Miss
12:17 a.m.	Ben Howland, Miss. State
12:24 a.m.	Kim Anderson, Missouri
12:31 a.m.	Billy Kennedy, Texas A&M

In addition, the SEC men's basketball teams who make it to postseason will be on a teleconference on Monday, March 14 beginning at 10:00 a.m. CT.

All SEC basketball teleconferences can be listened to on the internet at www.secdigitalnetwork.com shortly after the conclusion of the teleconference.

CAROLINA BENCH PRODUCTION

GAME	SC-OPP	DIFF.	SC HIGH
			BENCH SCORER
Norfolk State	38-36	+2	Notice, 14
Oral Roberts	26-8	+18	Notice, 18
vs. DePaul	22-32	-10	Notice, 11
vs. Hofstra	16-15	+1	Notice/Silva, 7
vs. Tulsa	15-22	-8	Notice, 11
Lipscomb	34-33	+1	Notice, 16
Western Carolina	24-17	+7	Silva, 9
USF	23-25	-2	Notice, 15
Drexel	26-19	+7	Silva, 9
at Clemson	16-8	+8	Notice, 10
vs. St. John's	26-11	+15	Notice, 20
Francis Marion	48-32	+16	Silva, 13
Memphis	28-30	-2	Notice, 15
at Auburn	24-3	+21	Notice, 12
Vanderbilt	15-23	-8	Notice, 8
at Alabama			
Missouri			
at Ole Miss			
at Tennessee			
Mississippi State			
Alabama			
at Georgia			
at Texas A&M			
LSU			
Kentucky			
at Missouri			
Florida			
Tennessee			
at Mississippi State			
Georgia			
at Arkansas			

SPECIALTY STATS

(PP) points in paint; (OT) points off turnovers; (2nd) second chance points; (FB) fast break points

(South Carolina-Opponent)

GAME	PP	OT	2ND	FB
Norfolk State	24-14	19-13	21-13	10-4
Oral Roberts	42-20	12-5	25-6	7-2
vs. DePaul	30-22	11-12	19-11	9-6
vs. Hofstra	44-18	13-15	24-9	8-6
vs. Tulsa	34-32	18-12	4-6	4-8
Lipscomb	54-28	18-13	13-9	16-9
Western Carolina	32-12	18-6	13-9	8-10
USF	38-30	27-8	10-13	23-9
Drexel	34-12	18-2	9-3	10-0
at Clemson	24-24	6-12	11-13	2-0
vs. St. John's	36-20	13-19	14-9	2-2
Francis Marion	34-18	29-7	10-8	12-2
Memphis	28-20	17-10	17-12	2-12
at Auburn	32-24	28-22	9-6	12-4
Vanderbilt	36-22	18-9	12-12	13-2
at Alabama				
Missouri				
at Ole Miss				
at Tennessee				
Mississippi State				
Alabama				
at Georgia				
at Texas A&M				
LSU				
Kentucky				
at Missouri				
Florida				
Tennessee				
at Mississippi State				
Georgia				
at Arkansas				
SEC Tourney				
NCAA Tourney				
SC Total	518	265	211	138
SC Average	34.5	17.8	14.1	9.2
Opp Total	316	165	139	71
Opp Average	21.1	11.0	9.3	4.7

UNIVERSITY INFORMATION

Location..... Columbia, S.C.
Founded..... 1801
Enrollment..... 32,972
Nickname..... Gamecocks
Colors Garnet (PMS 202) and Black
National Affiliation NCAA Division I
Conference..... Southeastern (SEC)
Athletics Web Address..... www.GamecocksOnline.com
University Web Address..... www.sc.edu
President Dr. Harris Pastides
NCAA Representative Dr. Valinda Littlefield
Athletics Director..... Ray Tanner
Basketball Administrator/Chief Operating Officer..... Kevin O'Connell

BASKETBALL STAFF/INFORMATION

Head Coach Frank Martin
Alma Mater Florida International, '93
Record At South Carolina/Seasons 60-54 (.526), 4th season
Overall Record/Seasons 177-108 (.621), 9th season
Assoc. Head Coach/Recruiting Coord. Matt Figger (Eastern Kentucky, '95)
Assistant Coach Perry Clark (Gettysburg, '74)
Assistant Coach Lamont Evans (Kansas State, '09)
Director of Basketball Operations Andy Assaley (Cincinnati, '96)
Strength & Conditioning Coach..... Scott Greenawalt (Muskingum College, '98)
Athletic Trainer Mark Rodger (Buffalo, '01)
Video Coordinator Patrick Schulte (Kansas State, '13)
Student-Athlete Development Doug Edwards (Florida State, '07)
Associate Media Relations Director..... Emily Miles (Feeney) (Ball State, '03)
Home Arena Colonial Life Arena
Capacity 18,000
Arena General Manager..... Lexi Boone
Press Row Phone Number..... 803-777-6182

BASKETBALL HISTORY

First Year of Basketball..... 1908
All-Time Record..... 1,357-1,203-1 (.529)
Overall Postseason Record..... 25-18
NCAA Tournament Appearances 8 (1971, 1972, 1973, 1974, 1989, 1997, 1998, 2004)
NCAA Tournament Record..... 4-9
Last NCAA Tournament Appearance 2004, L vs. Memphis, 59-43
NIT Appearances 11 (1969, 1975, 1978, 1983, 1991, 1996, 2001, 2002, 2005, 2006, 2009)
NIT Record 21-9
Last NIT Appearance 2009, L vs. Davidson, 70-63
Conference Championships/Titles.....
SoCon Regular Season (1927, 1933, 1934, 1945); SoCon Tournament Champion (1933); ACC Regular Season (1970); ACC Champion (1971); SEC Regular Season (1997); SEC East Division Co-Champions (2009)

TEAM INFORMATION

2014-15 Record 17-16
Southeastern Conference Record/Finish 6-12/t-11th
SEC Tournament Record 2-1
Postseason N/A
Letterwinners Returning/Lost..... 8/4
Starters Returning/Lost 4/1
**based on final game starters from 2014-15 season*
Newcomers 7
Roster Breakdown 4 seniors, 3 juniors, 2 sophomores, 7 freshmen

GAMECOCKS IN THE POLLS

South Carolina ranks No. 19 in this week's AP Top 25 Poll after opening SEC play with a pair of wins, while the Gamecocks jumped five spots to No. 15 in the USA Today Coaches Poll.

UP NEXT

South Carolina returns home to host Missouri on Saturday in a 1 p.m. ET matchup on the SEC Network. The Gamecocks and Tigers have only met on five previous occasions, all in SEC play, with the exception of the most recent meeting, a 63-54 Gamecock win in the opening round of the 2015 SEC Tournament. Mizzou holds a slight 3-2 edge in the series, which is tied in Columbia, S.C., at 1-1. Richard Cross (play-by-play) and Dane Bradshaw (analyst) will have the call for the SEC Network broadcast.

SCOUTING ALABAMA

Alabama, led by first-year head coach Avery Johnson, enters Wednesday's matchup with a 9-5 overall record, which includes an 0-2 mark in league action. The Crimson Tide most recently suffered a 77-61 home loss to nationally-ranked Kentucky on Saturday. Three average double-figures in overall games, led by senior guard Retin Obasohan's 14.6 per outing. He also paces the team and ranks among SEC leaders with 22.0 points per SEC game thus far. Obasohan tallied 21 vs. the Wildcats, and a season high 23 points in Alabama's league opener at Ole Miss.

GAMECOCK DEFENSE

Gamecock opponents average just 65.8 points per game this season against the Carolina defense, which also forces an average of 15.9 turnovers per game, and collects 7.6 steals per game. Below is a quick look at where the Gamecocks rank in the SEC (overall games) in a selection of defensive categories (through Jan. 11 games):

Scoring Defense: 2nd, 65.8 opponent points per game (Florida 1st with 63.4 per game)
FG Percent Defense: 2nd, 37.4 percent (Georgia 1st with 36.8 percent)
Turnover Margin: 5th, +1.9 per game (Arkansas 1st with +3.7 per game)
Rebounding Defense: 1st, 32.4 opponent rebounds per game
Steals: 5th, 7.6 per game (LSU 1st with 8.7 per game)
Defensive Rebound Percent: 1st, 73.3 percent (434 defensive rebs., compared to 158 opponent offensive rebs. per game)

GAMECOCK OFFENSE

South Carolina has scored at least 80 points in eight of 15 games this season, capped by its 92-point effort vs. Lipscomb. Last season, Carolina eclipsed the 80-point mark just four total times. Below is a quick look at where the Gamecocks rank in the SEC (overall games) in a selection of offensive categories (through Jan. 11 games):

Scoring: 3rd, 80.2 points per game (Arkansas 1st with 83.8 per game)
3-point FG Percentage: 5th, 37.5 percent (Arkansas 1st with 44.4 percent)
Offensive Rebounds: 3rd, 13.6 per game (Florida 1st with 14.5 per game)
Assists: 7th, 14.1 per game (Texas A&M 1st with 19.2 per game)

BY THE NUMBERS

19.7 - Over the course of the last three games, junior guard Sindarius Thornwell is averaging 19.7 points, 5.3 rebounds and 3.7 assists.
22 - Junior guard Sindarius Thornwell scored a season high 22 points in the win at Auburn, his highest scoring out-put since his rookie season.
5 - In scoring those 22 points, Thornwell hit a career high five 3s vs. Auburn. It was the most made 3s in a game by a Gamecock since classmate Duane Notice hit his own career high five vs. Clemson last season.
12/10 - Senior forward Laimonas Chatkevicius posted the third double-double of his career at Auburn on Jan. 5 with 12 points and a game high 10 rebounds. His last double-double came at Auburn last season when he tallied 13 points and 11 rebounds.
+10.1 - The Gamecocks have out-rebounded 14 of 15 opponents this season by a mark of +10.1 rebounds per game, which leads the SEC and ranks 15th nationally.
309/453 - The Gamecocks rank seventh nationally in free throw attempts (453) and 11th in free throws made (309).
35.2 - The senior trio of forwards - Michael Carrera, Laimonas Chatkevicius and Mindaugas Kacinas - averaged a combined 35.2 points per game in non-conference play this season.
53: Carolina's 53 rebounds versus Memphis marked the most for the Gamecocks in a game since pulling down 55 vs. USC Upstate on Nov. 23, 2010.
12-12: Junior guard Duane Notice hit 12-of-12 from the free throw line in the Jan. 2 win vs. Memphis. It marked career highs for Notice in both makes and attempts, and the top mark by a Gamecock this season.
7 - Freshman forward Eric Cobb pulled down a team high seven rebounds in the win vs. Francis Marion, which also marked a season high for him.

18 - South Carolina ranks 18th in the most recent ESPN BPI (Jan. 11), which accounts for the final score, pace of play, site, strength of opponent and absence of key players in every Division I men's game.

3 - Junior guard Duane Notice hit three 3s in the Jan. 5 win at Auburn. It marked the 15th time in his career that he has hit at least three from beyond the arc in a game. **23** - 23 opposing players have fouled out through Carolina's first 15 games, and opponents are averaging 24.8 fouls committed this season. A deep bench has helped the Gamecocks have just two DQs so far this season, with an average of 19.7 fouls per game.

36 - South Carolina trailed for only 36 seconds in three games at the Paradise Jam, all against Hofstra.

48.4% - The Gamecocks shot 48.4 percent from the floor in three games at the Paradise Jam, led by senior forward Mindaugas Kacinas' 65.5 percent (19-29) at the event.

37 - South Carolina's 37 made shots vs. Hofstra were the most for the Gamecocks under the direction of Frank Martin and the most since posting 35 makes vs. Elon on Nov. 19, 2010.

3.0 - In the spring of 2015 the Gamecocks posted their fifth-straight semester of a 3.0 cumulative team GPA or higher.

SERIES VS. ALABAMA

Alabama leads the all-time series with Carolina 25-15, including a 14-2 advantage in games played in Tuscaloosa. The Gamecocks have won two of the last three meetings, but Alabama won the most recent, a 59-51 victory at Coleman Coliseum on Feb. 24, 2015. Below is a breakdown of the last 10 meetings between the two schools:

ALABAMA (15-25)

H: 11-5; A: 2-14; N: 2-6

F. 14, 2009	A	75-73	W	
M. 3, 2010	H	70-79		L
M. 11, 2010	N	63-68		L
J. 1, 2011	A	47-57		L
J. 25, 2012	H	56-54	W	
M. 8, 2012	N	57-63		L
F. 16, 2013	A	58-68		L
F. 15, 2014	H	67-66	W	
J. 13, 2015	H	68-66	W	
F. 24, 2015	A	51-59		L

CAROLINA TRENDS UNDER MARTIN

Gamecock trends under Frank Martin ...

- South Carolina is 36-27 when posting at least six made 3s in a game.
 - South Carolina posted nine made 3s in the season opener vs. Norfolk State and again in the win at Auburn, a mark which matched the 2014-15 season high.
- South Carolina is 47-20 when scoring more points in the paint than its opponent.
 - The Gamecocks posted a 2015-16 season high 54 points in the paint vs. Lipscomb.
- South Carolina is 51-25 when holding its opponents to under 45 percent from the field.
 - South Carolina has held 14 of 15 opponents under 45 percent from the field this season.
- South Carolina is 47-25 when out-rebounding its opponent.
 - The Gamecocks hold a +10.1 rebound margin this season which leads the SEC and ranks 15th in the nation.

VANDERBILT GAME NOTES

- The announced attendance of 15,055 was the most the Gamecocks have had this season in any neutral, away or home game. It was the highest attendance figure since drawing 18,000 for Kentucky on Jan. 24 last season.
- Entering the game, Vanderbilt ranked 14th in the NCAA in 3-point field goal percentage, at 41 percent, but were held to just 5-of-24 Saturday (20.8 percent).
- Carolina's eight-point deficit to start the game was the most it had been behind so far this season.
- Despite committing two more turnovers in the game, South Carolina enjoyed an 18-9 advantage in points off turnovers.
- Now with 1,010 career points, Sindarius Thornwell is four points away from passing Dominique Archie on the all-time scoring list. Archie was the last Gamecock to reach the 1,000-point milestone, coming back in 2010.

AUBURN GAME NOTES

- The win was the team's first in an SEC opener since an OT win vs. Vanderbilt to open the 2011 league campaign.
- Along with his season-high 22 points, junior Sindarius Thornwell moved to 991 career points. With just nine more, he will become the 42nd player in program history to reach 1,000 points.

- Five Gamecocks reached double figures in scoring on the night, the fourth time this season.

- Marcus Stroman was a perfect 8-of-8 at the free throw line, a career high, and tied his career high with 10 points. With a 22-of-28 night at the line, the team recorded its highest percentage of the season at 78.9.

- Despite playing just three reserves, South Carolina held a 24-3 advantage in points from the bench.

MEMPHIS GAME NOTES

- Three different players (Carrera, Notice, Thornwell) either set or matched career highs in free throw attempts for the game. Notice also set a new season high in rebounds (with six).
- The Gamecocks pulled down a season-high 53 rebounds, 13 more than Memphis had allowed to opponents on average so far this season.
- The team's 86 points are the third most for a game so far this season, despite the fact that it made just 18 field goals, five fewer field goals than its previous single-game low for the year.
- South Carolina's 28 makes at the line in the second half alone is one less than its single-game high coming into tonight.
- With 63 free throw attempts, South Carolina now owns the SEC record for the category, passing Tennessee's 60 in 2000. 46 made were tied for the second-most in conference history, behind Arkansas (2004) and Tennessee (1992) who each had 48.

KACINAS EARNS SEC PLAYER OF THE WEEK

Senior Mindaugas Kacinas was named the SEC Player of the Week on Monday, Nov. 30, his second-career weekly honor, after earning Freshman of the Week honors in 2012. The forward from Klaipeda, Lithuania, averaged 13.0 points and 7.0 rebounds per game the previous week in helping to lead the Gamecocks to two victories vs. Tulsa and Lipscomb, extending their win streak to six games to start the season. Kacinas scored 11 points and pulled down eight rebounds en route to a place on the Paradise Jam All-Tournament Team when the Gamecocks defeated previously unbeaten Tulsa and he provided 15 points, hitting 7-of-10 attempts from the floor, while also pulling down six rebounds in the win vs. Lipscomb.

KACINAS SHINES AT PARADISE JAM

Senior forward Mindaugas Kacinas put together one of the best stretches of his career in the Garnet and Black in three games at the U.S. Virgin Islands Paradise Jam. Kacinas paced the Gamecocks with a career high 23 points in the opening-round win vs. DePaul, hitting career marks with 10 makes on 15 attempts at the free throw line. He followed with an 18-point, 5-rebound effort in the win vs. Hofstra, hitting 9-of-10 from the floor. He concluded tournament action as one of five Gamecocks in double figures with 11 and eight rebounds in the championship win vs. Tulsa. For the event, he averaged a team high 17.3 points per game.

CHATKEVICIUS' CAREER NIGHT

Senior forward Laimonas Chatkevicius was the star of Carolina's 84-66 win vs. Oral Roberts on Nov. 16, posting his first-career 20-point effort en route to a career best 27 points. He hit career marks with nine made field goals on 14 attempts, while also pulling down six rebounds. Chatkevicius has steadily improved his numbers during his time in the Garnet and Black. He averaged 4.4 and 4.8 points, respectively, as a freshman and sophomore, before nearly doubling that mark with 8.6 points and 5.2 rebounds per game last season.

KACINAS NOMINATED FOR NABC GOOD WORKS TEAM

Senior forward Mindaugas Kacinas is one of 257 nominees for the NABC Good Works Team, an award which shines a spotlight on student-athletes who have shown dedication to service in their communities. Kacinas has been involved in numerous community service projects during his time at South Carolina. He has visited Transitions, a shelter in Columbia that helps prepare meals for the homeless, assisted Ronald McDonald House with household chores as well as baking and making care packages for the families. He has participated in several food drives and basketball clinics and been involved with the Special Olympics on numerous occasions, running drills, helping with a basketball tournament and playing games with the Special Olympics athletes. Kacinas has spent time reading to children at local elementary schools, participated in the Make-A-Wish Foundation and joined his teammates for two consecutive years in projects for the "8K in 8 Days" campaign. Most recently, the team contributed to the community following the historic flooding in Columbia, visiting a local Red Cross Shelter to help make care packages for families in need.

THORNWELL NAMED TO PRESEASON SQUAD

The Southeastern Conference unveiled its 12th annual men's basketball coaches pre-season All-SEC teams prior to the start of the season, and it was announced that Carolina junior guard Sindarius Thornwell was named to the second team. It marks the second-straight season that Thornwell has garnered second-team pre-season honors from the coaches. Thornwell scored 11.1 points per game last season, while he also pulled down a career high 4.9 rebounds and collected 1.3 steals per game.

SEC PRESEASON POLL

The SEC released its preseason poll for the upcoming 2016 league campaign prior to the start of the season, and it was announced that the Gamecocks were predicted to finish seventh by a panel of both SEC and national media members. It was the highest predicted finish for Carolina since the league combined its East and West Divisions into one beginning with the 2012 league season. The media predicted Kentucky to win the SEC in 2016, followed by Vanderbilt, Texas A&M, LSU, Georgia, Florida and the Gamecocks.

SEC TOURNAMENT

The SEC Men's Basketball Tournament returns to Bridgestone Arena in Nashville in 2016. It will be the sixth time that the arena has served as the host of the SEC Tournament, having also hosted in 2001, 2006, 2010, 2013 and 2015. Also the home of the NHL's Nashville Predators, Bridgestone Arena has the distinction of being one of the busiest venues in the United States over the past decade and a half, hosting more than 18 million guests during that time. Seating capacity is approximately 19,395 for basketball games. The winner of the 13-game tournament receives the SEC's automatic bid to the NCAA Tournament. The tournament seeds are determined by the 18-game conference schedule during the regular season. Teams are seeded 1-14 based on their regular season conference finish.

NON-CONFERENCE SCHEDULE

The Gamecocks finished the 2015-16 non-conference schedule with an undefeated record at 13-0. Carolina's non-conference slate featured five teams picked in the top half of their respective league preseason polls, including Hofstra, who was picked to win the Colonial Athletic Association. The lineup also featured three teams that had their conference preseason player of the year in Jeff Short (Norfolk State/MEAC), Obi Emegano (Oral Roberts/Summit League) and Juan'ya Green (Hofstra/CAA). Tulsa, Lipscomb and Western Carolina also had players selected to their conference preseason team of the year.

LAST TIME VS. ALABAMA

ALABAMA 59, SOUTH CAROLINA 51
FEB. 24, 2015/COLEMAN COLISEUM/TUSCALOOSA

TUSCALOOSA, Ala. - Despite a career game from junior post Laimonas Chatkevicius, the South Carolina men's basketball team dropped a 59-51 decision on the road at Alabama (17-11, 7-8 SEC) Tuesday night. Chatkevicius and Duane Notice combined for 34 of the team's points, 27 coming in the second half alone. With the loss, the Gamecocks fall to 13-14 (4-11 SEC), the first time all season that they've had a sub-.500 record.

The Gamecocks would never trail in the first half after Tyrone Johnson opened the game's scoring with 3s on back-to-back possessions. After earning the win at home in the first meeting on the strength of its rebounding, the formula would again be an early factor. Seven of the team's first ten points came on second-chances created from offensive rebounds, and the Gamecocks went into halftime with a 13-2 advantage in second-chance points.

Carolina built a 10-3 lead through the first three minutes of action, but hit a scoring snap of 4:31 minutes that helped the Tide creep back in. Boosted by Levi Randolph's 10 points in the half, the home side would fight back to tie the game at 20 with 1:52 to play and went to halftime tied at 22. A seven-rebound advantage in the first half negated a sizable shooting advantage for Alabama, who out-shot Carolina 47 percent to 36 overall and 37 percent to 16 percent from 3.

Notice sparked the offense out of the break, accounting for the team's first three baskets of the second half. He hit three-straight 3-pointers, with his third giving the Gamecocks a 31-28 lead with 16:19 to play. After that 3, the Crimson Tide went on an 13-2 run over the next 3:24 to take its first lead of the game, punctuated by back-to-back 3-pointers from Rodney Cooper and Retin Obasohan.

The inside-outside combination of Chatkevicius and Notice would keep the Gamecocks alive despite the big run, with the duo combining for every point through the first 15 minutes of the second half. After Alabama took its biggest lead of the night, 41-33, the duo brought the team all the way back to a 44-all tie with 8:30 to go.

A 3-pointer in transition from Michael Carrera with five minutes to play cut Alabama's lead to one, 50-49, but the Tide was able to answer every basket to maintain the lead. For the entire second half, the Gamecocks would make ten field goals, and Alabama scored on the following possession seven times to stifle any chance at a game-changing run.

After tying the game again at 46, a 10-3 run for Alabama gave it the lead for good. Carolina would finish with just two baskets on its final 11 attempts, while the Tide relied on seven free throws in the final two minutes to maintain a comfortable lead.



Official Basketball Box Score -- Game Totals -- Final Statistics
South Carolina vs Alabama
2/24/15 6 p.m. at Tuscaloosa, Ala. (Coleman Coliseum)

South Carolina 51 • 13-14, 4-11

#	Player	Total			3-Ptr		Rebounds			PF	TP	A	TO	Blk	Stl	Min
		FG-FGA	FG-FGA	FT-FTA	Off	Def	Tot									
14	CHATKEVICIUS, L.	f	7-12	0-1	4-4	5	4	9	2	18	1	1	0	0	34	
24	CARRERA, Michael	f	2-6	1-2	2-2	5	4	9	5	7	0	0	0	0	23	
00	THORNWELL, Sindarius	g	2-14	0-8	0-2	1	2	3	2	4	2	1	0	1	37	
04	JOHNSON, Tyrone	g	2-6	2-6	0-0	0	0	0	0	6	4	3	0	1	34	
10	NOTICE, Duane	g	6-14	4-11	0-0	1	4	5	2	16	3	3	0	1	34	
01	STROMAN, Marcus		0-2	0-1	0-0	1	0	1	2	0	2	1	0	1	14	
20	MCKIE, Justin		0-1	0-1	0-0	1	0	1	1	0	0	0	0	0	4	
25	KACINAS, Mindaugas		0-0	0-0	0-0	0	2	2	2	0	1	3	0	0	19	
35	STEELE, Brian		0-0	0-0	0-0	0	0	0	0	0	0	0	0	0	1	
Team						3	3	6			1					
Totals			19-55	7-30	6-8	17	19	36	16	51	13	13	0	4	200	

FG % 1st Half: 9-25 36.0% 2nd half: 10-30 33.3% Game: 19-55 34.5% Deadball Rebounds: 1
3FG % 1st Half: 2-12 16.7% 2nd half: 5-18 27.8% Game: 7-30 23.3%
FT % 1st Half: 2-4 50.0% 2nd half: 4-4 100.0% Game: 6-8 75.0%

Alabama 59 • 17-11, 7-8

#	Player	Total			3-Ptr		Rebounds			PF	TP	A	TO	Blk	Stl	Min
		FG-FGA	FG-FGA	FT-FTA	Off	Def	Tot									
10	Taylor, Jimmie	f	4-5	0-0	0-0	1	4	5	4	8	0	2	2	1	29	
11	Hale, Shannon	f	0-1	0-1	0-0	0	1	1	0	0	2	2	0	0	12	
20	Randolph, Levi	g	6-13	2-6	3-4	1	5	6	2	17	5	2	0	0	38	
21	Cooper, Rodney	g	4-6	1-3	2-2	2	2	4	3	11	2	1	0	0	30	
32	Obasohan, Retin	g	4-9	3-5	4-4	0	2	2	1	15	2	1	2	1	37	
01	Norris, Riley		3-5	0-1	2-6	2	5	7	2	8	0	1	0	1	33	
05	Coleman, Justin		0-3	0-3	0-0	0	0	0	1	0	1	1	0	1	17	
35	Slaughter, Dakota		0-0	0-0	0-0	0	0	0	0	0	0	0	0	0	4	
Team						0	1	1			1					
Totals			21-42	6-19	11-16	6	20	26	13	59	12	11	4	4	200	

FG % 1st Half: 9-19 47.4% 2nd half: 12-23 52.2% Game: 21-42 50.0% Deadball Rebounds: 1
3FG % 1st Half: 3-8 37.5% 2nd half: 3-11 27.3% Game: 6-19 31.6%
FT % 1st Half: 1-4 25.0% 2nd half: 10-12 83.3% Game: 11-16 68.8%

Officials: Doug Shows, Ted Valentine, Darron George
Technical fouls: South Carolina-None. Alabama-None.
Attendance: 8848

Score by periods	1st	2nd	Total
South Carolina	22	29	51
Alabama	22	37	59

Points	In Paint	Off T/O	2nd Chance	Fast Break	Bench
SC	20	15	22	2	0
UA	22	11	8	0	8

Last FG - SC 2nd-01:26, UA 2nd-02:46.
Largest lead - SC by 7 1st-16:54, UA by 8 2nd-12:55.
SC led for 21:18. UA led for 14:13. Game was tied for 04:29.

Score tied - 6 times.
Lead changed - 1 time.

ROSTER BREAKDOWN

Returning Starters (4)

Michael Carrera
Laimonas Chatkevicius
Duane Notice
Sindarius Thornwell
**based on final game of 2014-15 season*

Returning Letterwinners (8)

Michael Carrera
Laimonas Chatkevicius
Mindaugas Kacinas
Justin McKie
Duane Notice
Brian Steele
Marcus Stroman
Sindarius Thornwell

Guards (9)

TeMarcus Blanton
PJ Dozier
Jamall Gregory
Justin McKie
Duane Notice
John Ragin
Brian Steele
Marcus Stroman
Sindarius Thornwell

Forwards (7)

Michael Carrera
Laimonas Chatkevicius
Eric Cobb
Raymond Doby
Jarrell Holliman
Mindaugas Kacinas
Chris Silva

By Height

Jamall Gregory (6-2)
Duane Notice (6-2)
John Ragin (6-2)
Marcus Stroman (6-2)
Justin McKie (6-4)
TeMarcus Blanton (6-5)
Michael Carrera (6-5)
Brian Steele (6-5)
Sindarius Thornwell (6-5)
Raymond Doby (6-6)
PJ Dozier (6-6)
Jarrell Holliman (6-7)
Mindaugas Kacinas (6-7)
Eric Cobb (6-9)
Chris Silva (6-9)
Laimonas Chatkevicius (6-11)

2015-16 SOUTH CAROLINA MEN'S BASKETBALL ROSTER

Alphabetical Roster

No.	Name	Pos.	Ht.	Wt.	Cl.	Exp.	Hometown/High/Last School
5	TeMarcus Blanton	G	6-5	215	R-FR	HS	Locust Grove, Ga./Luella
24	Michael Carrera	F	6-5	214	SR	3VL	Anzoategui, Venezuela/Montrose Christian School
14	Laimonas Chatkevicius	F	6-11	245	SR	3VL	Klaipeda, Lithuania/South Kent School
23	Eric Cobb	F	6-9	296	FR	HS	Jacksonville, Fla./St. Francis Academy (Maryland)
2	Raymond Doby	F	6-6	233	FR	HS	Cahokia, Ill./Montrose Christian/St. John's Northwestern Military Acad. (Wisconsin)
15	PJ Dozier	G	6-6	200	FR	HS	Columbia, S.C./Spring Valley
4	Jamall Gregory	G	6-2	202	FR	HS	Washington, D.C./Coolidge/Elev8 Institute (Florida)
31	Jarrell Holliman	F	6-7	200	R-SO	1VL	Alpharetta, Ga./Alpharetta/Elmhurst College
25	Mindaugas Kacinas	F	6-7	229	SR	3VL	Klaipeda, Lithuania/Word of Life Fire Traditional School
20	Justin McKie	G	6-4	197	JR	2VL	Columbia, S.C./Irmo
10	Duane Notice	G	6-2	218	JR	2VL	Woodbridge, Canada/St. Michael's/St. Thomas More (Oakdale, Conn.)
21	John Ragin	G	6-2	177	FR	HS	Eastover, S.C./Cardinal Newman
30	Chris Silva	F	6-9	220	FR	HS	Libreville, Gabon/Roselle (N.J.) Catholic
35	Brian Steele	F	6-5	204	SR	3VL	Greenville, S.C./Wade Hampton School
1	Marcus Stroman	G	6-2	185	SO	1VL	Columbia, S.C./Keenan
0	Sindarius Thornwell	G	6-5	215	JR	2VL	Lancaster, S.C./Oak Hill Academy

Numerical Roster

No.	Name	Pos.	Ht.	Wt.	Cl.	Exp.	Hometown/High/Last School
0	Sindarius Thornwell	G	6-5	215	JR	2VL	Lancaster, S.C./Oak Hill Academy
1	Marcus Stroman	G	6-2	185	SO	1VL	Columbia, S.C./Keenan
2	Raymond Doby	F	6-6	233	FR	HS	Cahokia, Ill./Montrose Christian/St. John's Northwestern Military Acad. (Wisconsin)
4	Jamall Gregory	G	6-2	202	FR	HS	Washington, D.C./Coolidge/Elev8 Institute (Florida)
5	TeMarcus Blanton	G	6-5	215	R-FR	HS	Locust Grove, Ga./Luella
10	Duane Notice	G	6-2	218	JR	2VL	Woodbridge, Canada/St. Michael's/St. Thomas More (Oakdale, Conn.)
14	Laimonas Chatkevicius	F	6-11	245	SR	3VL	Klaipeda, Lithuania/South Kent School
15	PJ Dozier	G	6-6	200	FR	HS	Columbia, S.C./Spring Valley
20	Justin McKie	G	6-4	197	JR	2VL	Columbia, S.C./Irmo
21	John Ragin	G	6-2	177	FR	HS	Eastover, S.C./Cardinal Newman
23	Eric Cobb	F	6-9	296	FR	HS	Jacksonville, Fla./St. Francis Academy (Maryland)
24	Michael Carrera	F	6-5	214	SR	3VL	Anzoategui, Venezuela/Montrose Christian School
25	Mindaugas Kacinas	F	6-7	229	SR	3VL	Klaipeda, Lithuania/Word of Life Fire Traditional School
30	Chris Silva	F	6-9	220	FR	HS	Libreville, Gabon/Roselle (N.J.) Catholic
31	Jarrell Holliman	F	6-7	200	R-SO	1VL	Alpharetta, Ga./Alpharetta/Elmhurst College
35	Brian Steele	F	6-5	204	SR	3VL	Greenville, S.C./Wade Hampton School

Head Coach: Frank Martin (Florida International, '93)

Associate Head Coach/Recruiting Coordinator: Matt Figger (Eastern Kentucky, '95)

Assistant Coach: Perry Clark (Gettysburg, '74)

Assistant Coach: Lamont Evans (Kansas State, '09)

Director of Basketball Operations: Andy Assaley (Cincinnati, '96)

Strength & Conditioning Coach: Scott Greenawalt (Muskingum College, '98)

Athletic Trainer: Mark Rodger (Buffalo, '01)

Video Coordinator: Patrick Schulte (Kansas State, '13)

Student-Athlete Development: Doug Edwards (Florida State, '07)

Special Assistant to the Head Coach: Jarett Gerald (South Carolina, '11)

Associate Media Relations Director: Emily Miles (Feeney) (Ball State, '03)

TOP RETURNING ...


Scorer..... Notice, 11.7 ppg
Rebounder Carrera, 5.7 rpg
Assist Maker..... Stroman, 3.1 apg
FG Shooter *..... Kacinas, 56.1%
3-Point FG Shooter \$..... Notice, 36.3%
FT Shooter \$..... Notice, 79.1%
Shot Blocker..... Chatkevicius, 1.3 bpg
Steal Maker Thornwell, 1.3 spg

* at least 100 attempts

\$ at least 50 attempts

PRONUNCIATION GUIDE.

Lie-moan-us Ha-kev-a-chus
Justin MACK-ee
Min-dawg-us Kye-chin-is



HEAD COACH FRANK MARTIN

HEAD COACH | NINTH SEASON OVERALL | 177-108 (.621) | FOURTH SEASON AT SOUTH CAROLINA | 60-54 (.526)

THE MARTIN FILE

COACHING

Experience

31st year

College Experience

16th season

College Head Coach Experience

9th season

Hire Date At Carolina

March 27, 2012

PERSONAL

Hometown

Miami, Fla.

Alma Mater

Florida International, 1993 (B.A. Physical Ed.)

Family

Wife, Anya

Children, Brandon, Amalia and Christian

COACHING RESUME

High School

Miami Senior High, 1985-93

Varsity Boys' Assistant Coach

Junior Varsity Boys' Head Coach

North Miami High, Head Coach, 1993-95

Miami Senior High, Head Coach, 1995-98

B.T. Washington High, Head Coach, 1999-2000

College Assistant Coach

Northeastern, 2000-04

Cincinnati, 2004-06

Kansas State, 2006-07

College Head Coach

Kansas State, 2007-12

South Carolina, 2012-present

Frank Martin was named the head men's basketball coach at the University of South Carolina on March 27, 2012, becoming the 32nd head coach in the history of the South Carolina program, which enters its 108th season as a varsity sport in 2015-16. Martin owns a 162-108 (.600) overall record as a head coach, entering his ninth season overall, and fourth season at South Carolina.

During his first season (2012-13) in Columbia, Martin led his squad to a 14-18 record, which included a 4-14 mark in SEC contests. The Garnet and Black captured the Hoops For Hope Classic tournament crown after posting a 4-0 record competing in the event with home victories over Milwaukee and Rider, before defeating Missouri State in overtime, and UALR in Puerto Vallarta, Mexico, over the Thanksgiving holiday. Freshman forward Michael Carrera was honored after the conclusion of the regular season with selection to the 2013 SEC All-Freshman Team, as voted on by the league's head coaches. During the spring of 2013, the Gamecock coaching staff signed seven freshmen, while welcoming Villanova transfer Ty Johnson to the team, a recruiting class which ranked No. 23 in the nation according to ESPN.com.

Martin's second season (2013-14) leading the Gamecocks saw the squad win four of its final six games of the year, including two games in the SEC Tournament, marking the first Tournament wins for the Gamecocks since the 2008 campaign. Martin and his staff put together a non-conference schedule that challenged his team to prepare for the rigors of the SEC campaign. The Gamecocks posted several quality victories, including a win versus Saint Mary's at the Hawaiian Airlines Diamond Head Classic in December, and home victories versus Alabama, Vanderbilt and No. 17 Kentucky to name a few.

Martin tutored his second SEC All-Freshman Team honoree in as many seasons, as rookie guard Sindarius Thornwell led all freshmen in the SEC in league games in points (15.6) and assists (4.0) to earn a spot on the postseason team. Thornwell also garnered three SEC Freshman of the Week awards, and was named the Feb. 18 Wayman Tisdale National Freshman of the Week.

South Carolina put together a 9-3 non-conference record in 2014-15, entering SEC play receiving votes in both the Coaches and AP Top 25 polls for the first time since 2006 and 2009, respectively. Martin led his Gamecocks to a thrilling upset win over No. 9/9 Iowa State at the Barclays Center in Brooklyn, N.Y., on Jan. 3, marking Carolina's first win over a top-10 opponent since the 2009-10 campaign. The Gamecocks ranked as high as fourth in the nation in opponent field goal percentage during the season, and finished the campaign holding opponents to just 38.7 percent from the field, which ranked 13th nationally. Sophomore guards Duane Notice and Sindarius Thornwell each picked up an SEC Player of the Week honor during the campaign, and for the second-straight season, the Gamecocks won four of their final six games and won two contests in the SEC Tournament, advancing to the quarterfinal round.

Carolina posted a final record of 17-16 for the 2014-15 campaign, which marked the first winning season for the squad since the 2008-09 season, while Carolina's six SEC wins marked the highest since 2010 as well. Martin also announced during the summer, that his team had completed its fifth-straight semester with a cumulative team GPA of 3.0 or above in the spring. For its classroom achievements, South Carolina was honored with the NABC's Team Academic Excellence Award, the only SEC team to be named to the list. Individually, three Gamecocks were named to the NABC Honors Court, in juniors Laimonas Chatkevicius and Mindaugas Kacinas, and senior, Austin Constable, who was on his second Honors Court list. South Carolina saw 12 student-athletes named to the SEC Winter Academic, and the SEC First-Year Academic Honor Rolls for the year.

Martin's career record at South Carolina is 60-54 (.526) in nine seasons, including a 17-16 record in 2014-15. He has led the Gamecocks to the SEC Tournament four times, and has won four SEC Freshman of the Week awards. Martin has coached 12 SEC All-Freshman Team honorees, and has coached 12 SEC First-Year Academic Honor Roll members. Martin has coached 12 SEC Winter Academic award winners, and has coached 12 SEC First-Year Academic Honor Roll members.

MARTIN'S CAREER RECORD, YEAR-BY-YEAR

YEAR	RECORD	CONFERENCE (FINISH)	POSTSEASON
2007-08	21-12	10-6 (3rd)	1-1; NCAA Tournament 2nd Round
2008-09	22-12	9-7 (t4th)	1-1; NIT
2009-10	29-8	11-5 (t2nd)	3-1; NCAA Tournament Elite Eight
2010-11	23-11	10-6 (t3rd)	1-1; NCAA Tournament Third Round
2011-12	22-11	10-8 (5th)	1-1; NCAA Tournament Third Round
2012-13	14-18	4-14 (t12th)	-
2013-14	14-20	5-13 (13th)	-
2014-15	17-16	6-12 (t11th)	-
2015-16	15-0	-	-
Totals	177-108 (.621)	65-71 (.477)	7-5 (.583)/4 NCAA/1 NIT

GAMECOCKS' RECORD WHEN ...

At home	9-0
On the road	2-0
At neutral sites	4-0
In overtime	0-0
vs. Top 25 team	0-0
vs. Top 10 team	0-0
vs. Top 3 team	0-0
Leading at half	13-0
Trailing at half	1-0
Tied at half	1-0
Shooting 50% or better	5-0
Shooting between 39-49%	9-0
Shooting less than 39%	1-0
Opp. shooting 50% or better	1-0
Opp. shooting between 39-49%	6-0
Opp. shooting less than 39%	8-0
Shooting better than opp.	14-0
Shooting worse than/equal to opp.	1-0
Starters out-score opp. starters	11-0
Opp. starters score/equal more	4-0
Bench out-scores opp. bench	10-0
Opp. bench scores/equals more	5-0
Having more FTs than opp.	12-0
Having equal/less FTs than opp.	3-0
Have more TOs than opp.	4-0
Having equal/less TOs than opp.	11-0
Having more rebounds than opp.	14-0
Having equal/less rebounds than opp.	1-0
Making 6 or more 3FGs	10-0
Having 15 or more assists	4-0
Score more points in paint than opp.	14-0
Scoring equal/less points in paint than opp.	1-0
Scoring more points off TOs than opp.	11-0
Scoring equal/less points off TOs than opp.	4-0
Scoring more 2nd-chance points than opp.	11-0
Scoring equal/less 2nd-chance points than opp.	4-0
Scoring more fast break points than opp.	11-0
Scoring equal/less fast break points than opp.	4-0
Wearing white uniforms	11-0
Wearing Garnet uniforms	3-0
Wearing Black uniforms	1-0
Playing on live TV/live broadcast	15-0
Playing in November	7-0
Playing in December	5-0
Playing in January	3-0
Playing in February	0-0
Playing in March	0-0
Playing a day-game	3-0
Playing a night-game	12-0
Playing on Sunday	1-0
Playing on a Monday	3-0
Playing on a Tuesday	3-0
Playing on a Wednesday	1-0
Playing on a Thursday	0-0
Playing on a Friday	3-0
Playing on a Saturday	4-0
Scoring margin is 5 points or less	1-0
Margin is between 6-10	3-0
Margin is between 11-20	8-0
Margin is more than 20	3-0
Scoring 59 points or less	0-0
Scoring 60-69 points	2-0
Scoring 70-79 points	5-0
Scoring 80-89 points	6-0
Scoring 90-99 points	2-0
Scoring 100+ points	0-0

MISCELLANEOUS

Current streak	W15
Home court streak	W9
Away streak	W2
Neutral court streak	W4

2015-16 SUPERLATIVES

(tied for team lead also included)

Scoring Leaders	'15-16	Career
Sindarius Thornwell	4	26
Michael Carrera	2	14
Duane Notice	2	14
Laimonas Chatkevicius	3	6
Mindaugas Kacinas	3	6
PJ Dozier	1	1
Chris Silva	1	1

Rebounding Leaders	'15-16	Career
Michael Carrera	5	45
Sindarius Thornwell	4	26
Mindaugas Kacinas	2	23
Laimonas Chatkevicius	1	15
Chris Silva	4	4
PJ Dozier	1	1
Eric Cobb	1	1

Assists Leaders	'15-16	Career
Sindarius Thornwell	8	32
Duane Notice	3	27
Marcus Stroman	1	12
PJ Dozier	2	2
Michael Carrera	2	2
Justin McKie	1	1

Blocks Leaders	'15-16	Career
Laimonas Chatkevicius	6	41
Michael Carrera	2	30
Mindaugas Kacinas	2	19
Sindarius Thornwell	2	17
Chris Silva	5	5
PJ Dozier	3	3
Marcus Stroman	1	3

Steals Leaders	'15-16	Career
Sindarius Thornwell	5	27
Michael Carrera	1	16
Duane Notice	4	14
Mindaugas Kacinas	1	14
Laimonas Chatkevicius	3	10
Marcus Stroman	3	8
PJ Dozier	6	6
Chris Silva	2	2

Double-Figure Scoring	'15-16	Career
Sindarius Thornwell	12	56
Duane Notice	11	44
Michael Carrera	10	35
Laimonas Chatkevicius	7	27
Mindaugas Kacinas	9	23
PJ Dozier	5	5
Marcus Stroman	1	3
Chris Silva	2	2

20+ points	'15-16	Career
Sindarius Thornwell	1	10
Duane Notice	1	5
Mindaugas Kacinas	2	2
Laimonas Chatkevicius	1	1

Double-Figure Rebounding	'15-16	Career
Mindaugas Kacinas	2	13
Michael Carrera	2	13
Laimonas Chatkevicius	1	5
Sindarius Thornwell	1	4
Chris Silva	1	1

5+ assists	'15-16	Career
Sindarius Thornwell	5	13
Duane Notice	1	12
PJ Dozier	2	2
Justin McKie	1	1

3+ steals	'15-16	Career
Sindarius Thornwell	4	11
Michael Carrera	1	6
Duane Notice	1	4
Marcus Stroman	1	2
PJ Dozier	3	3

2+ blocks	'15-16	Career
Laimonas Chatkevicius	3	26
Michael Carrera	2	21
Mindaugas Kacinas	2	16
Chris Silva	6	6
PJ Dozier	1	1
Sindarius Thornwell	1	7

Double-Doubles	'15-16	Career
Michael Carrera	2	8
Mindaugas Kacinas	2	5
Laimonas Chatkevicius	1	3
Sindarius Thornwell	1	4

Clutch Free Throws (under 5 min/OT)

	FT-FTA	FT%
Chris Silva	2-2	1.000
TeMarcus Blanton	4-4	1.000
Duane Notice	7-8	.875
Marcus Stroman	7-8	.875
Michael Carrera	15-18	.833
Mindaugas Kacinas	3-4	.750
PJ Dozier	2-3	.667
Laimonas Chatkevicius	8-12	.667
Sindarius Thornwell	12-20	.600
Raymond Doby	3-6	.500
Jamall Gregory	1-2	.500
Eric Cobb	0-2	.000
Totals	64-89	.719

Dunks	'15-16
Chris Silva	10
Laimonas Chatkevicius	7
Michael Carrera	5
PJ Dozier	4
Mindaugas Kacinas	3
Duane Notice	2
Jamall Gregory	2
Sindarius Thornwell	1

Miscellaneous

Largest Halftime Lead	
SC	31, vs. USE, Dec. 5, 2015
Opp	3, Vanderbilt, Jan. 9, 2016
Smallest Halftime Lead	
SC	3, vs. Oral Roberts, Nov. 16, 2015
Opp	3, Vanderbilt, Jan. 9, 2016
Fewest Points In First Half	
SC	30, vs. Oral Roberts, Nov. 16, 2015
Opp	20, Francis Marion, Dec. 30, 2015
Most Points In First Half	
SC	53, vs. USE, Dec. 5, 2015
Opp	51, Lipscomb, Nov. 27, 2015
Fewest Points In Second Half	
SC	24, vs. Clemson, Dec. 18, 2015
Opp	25, WCU, Nov. 30, 2015
Most Points In Second Half	
SC	51, vs. Oral Roberts, Nov. 16, 2015
Opp	46, Tulsa, Nov. 23, 2015
Most Points in Overtime	
SC	-
Opp	-
Largest Margin of Victory	
SC	25, vs. Drexel, Dec. 15, 2015
Opp	-
Smallest Margin of Victory	
SC	4, vs. Vanderbilt, Jan. 9, 2016
Opp	-

2015-16 GAME BY GAME COMPARISON

	Date	Result	FG-A	Pct	3FG-A	Pct	FT-A	Pct	O-D-Total	PF	Pts	A	TO	Blk	Stl	Min	Half
Norfolk State %			19-56	.339	11-28	.393	20-23	.870	12-23-35	35	69	12	18	3	7	200	34
South Carolina	Nov. 14, 2015	W, 84-69	23-59	.390	9-22	.409	29-42	.690	19-27-46	19	84	15	13	4	9	200	40
Oral Roberts			22-51	.431	4-14	.286	18-23	.783	4-24-28	23	66	7	13	5	3	200	30
South Carolina	Nov. 16, 2015	W, 84-66	29-73	.397	7-21	.333	19-27	.704	19-25-44	22	84	14	6	4	5	200	33
DePaul \$			19-52	.365	3-14	.214	20-31	.645	10-23-33	27	61	9	15	2	4	200	28
South Carolina	Nov. 20, 2015	W, 76-61	24-60	.400	5-13	.385	23-34	.676	16-27-43	27	76	11	12	4	5	200	37
Hofstra \$			28-55	.509	17-34	.500	11-17	.647	6-17-23	21	84	16	14	2	2	200	39
South Carolina	Nov. 22, 2015	W, 94-84	37-68	.544	5-9	.556	15-23	.652	18-23-41	18	94	16	9	5	4	200	46
Tulsa \$			24-54	.444	5-16	.313	22-31	.710	8-23-31	25	75	9	15	0	4	200	29
South Carolina	Nov. 23, 2015	W, 83-75	27-54	.500	7-14	.500	22-28	.786	6-28-34	25	83	12	13	2	7	200	38
Lipscomb			27-68	.397	13-35	.371	9-14	.643	10-19-29	24	76	18	18	3	8	200	40
South Carolina	Nov. 27, 2015	W, 92-76	34-66	.515	5-19	.263	19-27	.704	12-31-43	19	92	24	17	7	12	200	51
Western Carolina			19-67	.284	11-32	.344	4-4	1.000	12-24-36	17	53	13	20	3	10	200	28
South Carolina	Nov. 30, 2015	W, 76-53	26-63	.413	8-18	.444	16-25	.640	17-34-51	12	76	14	19	7	10	200	37
USF			24-68	.353	2-15	.133	13-22	.591	20-26-46	20	63	9	19	6	8	200	22
South Carolina	Dec. 5, 2015	W, 81-63	29-61	.475	7-21	.333	16-25	.640	6-26-32	15	81	14	12	6	12	200	53
Drexel			19-55	.345	7-17	.412	9-19	.474	6-16-22	28	54	11	13	2	3	200	28
South Carolina	Dec. 15, 2015	W, 79-54	25-46	.543	6-12	.500	23-39	.590	8-33-41	19	79	14	15	9	6	200	32
Clemson ^			23-63	.365	8-26	.308	5-9	.556	15-19-34	20	59	11	10	8	2	200	25
South Carolina	Dec. 18, 2015	W, 65-59	23-53	.434	8-19	.421	11-14	.786	14-28-42	16	65	12	16	3	3	200	41
St. John's &			22-49	.449	5-20	.250	12-27	.444	6-20-26	19	61	11	14	5	6	200	34
South Carolina	Dec. 22, 2015	W, 75-61	27-57	.474	7-13	.538	14-19	.737	14-29-43	23	75	14	17	1	9	200	40
Francis Marion			18-60	.300	6-23	.261	14-25	.560	17-25-42	29	56	7	22	4	10	200	20
South Carolina	Dec. 30, 2015	W, 78-56	27-64	.422	8-27	.296	16-30	.533	18-29-47	18	78	16	16	8	13	200	38
Memphis			19-61	.311	8-22	.364	30-36	.833	11-27-38	41	76	8	15	9	7	200	42
South Carolina	Jan. 2, 2016	W, 86-76	18-57	.316	4-17	.235	46-63	.730	18-35-53	27	86	9	13	7	7	200	42
Auburn*			24-54	.444	12-30	.400	9-13	.692	8-19-27	19	69	12	21	1	7	200	30
South Carolina	Jan. 5, 2016	W, 81-69	25-50	.500	9-23	.391	22-28	.786	9-25-34	13	81	15	19	0	9	200	43
Vanderbilt*			20-61	.328	5-24	.208	20-29	.690	12-24-36	25	65	10	11	7	5	200	38
South Carolina	Jan. 9, 2016	W, 69-65	24-57	.421	3-13	.231	18-29	.621	10-34-44	23	69	11	13	3	3	200	35

% - Paradise Jam (Columbia, S.C.) | \$ - Paradise Jam (St. Thomas, USVI) | ^ - Game played at Bon Secours Arena (Greenville, S.C.) | & - Hall of Fame Shootout (Mohegan Sun Arena/Uncasville, Conn.) | * - indicates SEC contest



SOUTH CAROLINA GAMECOCKS

OVERALL: 15-0; SEC: 2-0; HOME: 9-0; AWAY: 2-0; NEUTRAL: 4-0

DATE	OPP.	W/L	SCORE	RECORD (SEC)	POINTS	REBOUNDS	ASSISTS	BLOCKS	STEALS	ATTENDANCE
11/14/15	Norfolk State %	W	84-69	1-0 (0-0)	Thornwell/Notice (14)	Silva (9)	Dozier/Notice (3)	Silva (2)	Thornwell/Dozier (3)	10,623 (paid)
11/16/15	Oral Roberts	W	84-66	2-0 (0-0)	Chatkevicius (27)	Kacinas (13)	Thornwell (7)	Dozier (2)	Notice (2)	9,640 (paid)
11/20/15	vs. DePaul \$	W	76-61	3-0 (0-0)	Kacinas (23)	Thornwell (10)	Carrera (4)	Kacinas (2)	Dozier/Thornwell (2)	1,601
11/22/15	vs. Hofstra \$	W	94-84	4-0 (0-0)	Kacinas (18)	Thornwell/Dozier (9)	Thornwell (6)	Chatkevicius (3)	4 with 1	1,715
11/23/15	vs. Tulsa \$	W	83-75	5-0 (0-0)	Chatkevicius (17)	Carrera (9)	Dozier (4)	2 with 1	Thornwell (5)	2,002
11/27/15	Lipscomb	W	92-76	6-0 (0-0)	Chatkevicius (17)	Silva (7)	Thornwell (6)	Silva (2)	Carrera/Notice (3)	8,793 (paid)
11/30/15	Western Carolina	W	76-53	7-0 (0-0)	Kacinas (20)	Kacinas/Silva (11)	McKie (4)	Silva (2)	Stroman (4)	8,957 (paid)
12/5/15	USF	W	81-63	8-0 (0-0)	Carrera (19)	Carrera (7)	Stroman (3)	Silva (3)	Dozier (4)	10,721 (paid)
12/15/15	Drexel	W	79-54	9-0 (0-0)	Dozier (16)	Silva (7)	Thornwell (5)	Chatkevicius (3)	Silva (2)	8,481 (paid)
12/18/15	at Clemson ^	W	65-59	10-0 (0-0)	Carrera (14)	Thornwell (9)	Thornwell (3)	3 with 1	3 with 1	14,446
12/22/15	vs. St. John's &	W	75-61	11-0 (0-0)	Notice (20)	Carrera (12)	Carrera/Thornwell (3)	Dozier (1)	3 with 2	2,355
12/30/15	Francis Marion	W	78-56	12-0 (0-0)	Silva (13)	Cobb (7)	Thornwell (4)	Silva (3)	Dozier (5)	10,401 (paid)
1/2/16	Memphis	W	86-76	13-0 (0-0)	Thornwell (18)	Carrera (11)	Notice (3)	3 with 2	Thornwell (3)	13,035 (paid)
1/5/16	at Auburn *	W	81-69	14-0 (1-0)	Thornwell (22)	Chatkevicius (10)	Thornwell (7)	---	Thornwell (3)	7,556
1/9/16	Vanderbilt *	W	69-65	15-0 (2-0)	Thornwell (19)	Thornwell/Carrera (8)	Notice (4)	3 with 1	Chatkevicius (2)	15,055 (paid)

% - Paradise Jam (Columbia, S.C.) | \$ - Paradise Jam (St. Thomas, USVI) | ^ - Game played at Bon Secours Arena (Greenville, S.C.) | & - Hall of Fame Shootout (Mohegan Sun Arena/Uncasville, Conn.) | * indicates SEC contest

2015-16 GAME-BY-GAME STARTING LINEUPS

OPPONENT, RESULT	GUARD	GUARD	FORWARD	FORWARD	FORWARD
Norfolk State, W	Dozier	Thornwell	Carrera	Kacinas	Chatkevicius
Oral Roberts, W	Dozier	Thornwell	Carrera	Kacinas	Chatkevicius
DePaul, W	Dozier	Thornwell	Carrera	Kacinas	Chatkevicius
Hofstra, W	Dozier	Thornwell	Carrera	Kacinas	Chatkevicius
Tulsa, W	Dozier	Thornwell	Carrera	Kacinas	Chatkevicius
Lipscomb, W	Dozier	Thornwell	Carrera	Kacinas	Chatkevicius
Western Carolina, W	Dozier	Thornwell	Carrera	Kacinas	Chatkevicius
USF, W	Dozier	Thornwell	Carrera	Kacinas	Chatkevicius
Drexel, W	Dozier	Thornwell	Carrera	Kacinas	Chatkevicius
Clemson, W	Dozier	Thornwell	Carrera	Kacinas	Chatkevicius
St. John's, W	Dozier	Thornwell	Carrera	Kacinas	Chatkevicius
Francis Marion, W	Dozier	Thornwell	Carrera	Kacinas	Chatkevicius
Memphis, W	Dozier	Thornwell	Carrera	Kacinas	Chatkevicius
Auburn, W	Dozier	Thornwell	Carrera	Kacinas	Chatkevicius
Vanderbilt, W	Dozier	Thornwell	Carrera	Kacinas	Chatkevicius

GAME 15 - CAROLINA 69, VANDERBILT 65
JAN. 9, 2016/COLONIAL LIFE ARENA

COLUMBIA, S.C. - The #22/20 South Carolina Gamecocks are 2-0 to start the SEC season for the first time since 2010, but had to overcome its biggest test of the season Saturday afternoon against Vanderbilt (8-7, 0-3 SEC). The team had to erase an eight-point deficit in the second half, but Sindarius Thornwell led the way again and hit a major career milestone while guiding the team to a 69-65 win over the Commodores.

Vanderbilt took hold of the lead in its first possession and would hold on for the first 28 minutes of action, starting the game on an 8-0 burst. After weathering the initial blow, the Gamecocks (15-0, 2-0 SEC) would play the Commodores even for the rest of the first half, never letting the lead grow into double figures.

Mindaugas Kacinas led the team with 10 points in the first half, which helped to counter a 13-point performance from Vandy's Riley LaChance. South Carolina had a number of chances to take the lead over the final five minutes of the first half, but weren't able to string together enough stops and scores to get over the hump. Both sides would shoot nearly identical percentages, but Vanderbilt's 5-2 advantage in made 3-pointers helped give it a 38-35 halftime lead.

A quick 5-0 start out of the break from Vanderbilt put the comeback hopes on hold for Carolina, but the Gamecocks turned up the heat on defense and continued to chip away at the deficit. Their efforts would pay off with a jumper by Laimonas Chatkevicius that tied the game at 49 with 11:31 to go in regulation, followed by a jumper on the ensuing possession from PJ Dozier that gave the team its first lead of the day.

The 'Dores would go ice cold from the field just six minutes into the second half, hitting just one field goal in 17 attempts in a stretch that spanned from the 14:08 mark until making two of four in the final 40 seconds when the game was already out of reach. South Carolina countered with an 8-of-18 success rate in that same period to take control, pushing its lead as high as seven in the final minutes of the game.

The Gamecocks looked to Sindarius Thornwell to lead them to victory, and the veteran guard would do that and more. With his first points of the second half, coming on a jumper at 12:51 on the clock, the junior passed 1,000 career points, becoming the 42nd player in program history to reach the milestone. He would not rest on that achievement, scoring a team-high 11 points in the half including a critical period in the final three minutes where he scored seven straight points on his own to keep the Carolina lead at two possessions.

Thornwell's final two points would give the home side a 67-61 lead with just 36 seconds to play, and the Gamecocks were able to hold off any counter attacks and secure just the second win over Vanderbilt in the last eight meetings.

GAME 15



Official Basketball Box Score - Game Totals - Final Statistics
Vanderbilt vs South Carolina
 1/9/16 3 p.m. ET at Columbia, S.C. (Colonial Life Arena)

Vanderbilt 65 • 8-7, 0-3 SEC

#	Player	Total	3-Ptr	Rebounds			PF	TP	A	TO	Blk	Stl	Min		
				FG-FGA	FG-FGA	FT-FTA								Off	Def
03	KORNET, Luke	f	2-9	2-9	2-2	0	4	4	2	8	0	2	4	0	32
11	ROBERSON, Jeff	f	1-7	0-2	5-7	3	3	6	1	7	3	2	0	1	33
30	JONES, Damian	c	5-6	0-0	2-3	2	4	6	5	12	1	1	3	0	16
05	FISHER-DAVIS, Matthe	g	0-1	0-1	0-0	0	1	1	0	0	0	0	0	0	7
13	LACHANCE, Riley	g	6-16	3-7	0-0	0	4	4	3	15	1	1	0	1	34
00	JUSTICE, Camron	g	0-1	0-1	0-0	0	1	1	0	0	0	0	0	0	4
02	TOYE, Joe	g	1-2	0-0	3-4	1	2	3	2	5	0	1	0	1	16
04	BALDWIN IV, Wade	g	3-13	0-2	7-11	2	1	3	5	13	4	3	0	2	30
14	JOSEPHS, Carter	g	0-0	0-0	0-0	0	0	0	0	0	0	0	0	0	1
24	CRESSLER, Nolan	g	1-3	0-2	0-0	1	3	4	5	2	1	0	0	0	19
40	HENDERSON, Josh	g	1-3	0-0	1-2	1	1	2	2	3	0	1	0	0	8
	Team					2	0	2							
Totals			20-61	5-24	20-29	12	24	36	25	65	10	11	7	5	200

FG % 1st Half: 14-34 41.2% 2nd half: 6-27 22.2% Game: 20-61 32.8% Deadball
 3FG % 1st Half: 5-15 33.3% 2nd half: 0-9 0.0% Game: 5-24 20.8% Rebounds
 FT % 1st Half: 5-8 62.5% 2nd half: 15-21 71.4% Game: 20-29 69.0% 4,3

South Carolina 69 • 15-0, 2-0 SEC

#	Player	Total	3-Ptr	Rebounds			PF	TP	A	TO	Blk	Stl	Min		
				FG-FGA	FG-FGA	FT-FTA								Off	Def
14	CHATKEVICIUS, L.	f	4-7	0-1	1-2	2	2	4	3	9	1	2	1	2	22
24	CARRERA, Michael	f	1-5	0-2	2-4	2	6	8	5	4	1	2	1	0	21
25	KACINAS, Mindaugas	f	5-10	0-2	3-6	1	3	4	3	13	0	2	0	0	33
00	THORNWELL, Sindarius	g	6-14	0-3	7-9	2	6	8	2	19	2	1	0	1	35
15	DOZIER, PJ	g	4-9	0-0	1-2	0	3	3	3	9	0	3	0	0	21
01	STROMAN, Marcus	g	2-5	1-1	2-4	0	2	2	3	7	3	0	1	0	23
10	NOTICE, Duane	g	2-7	2-4	2-2	1	1	2	0	8	4	3	0	0	31
20	MCKIE, Justin	g	0-0	0-0	0-0	0	1	1	0	0	0	0	0	0	1
23	COBB, Eric	g	0-0	0-0	0-0	0	3	3	0	0	0	0	0	0	4
30	SILVA, Chris	g	0-0	0-0	0-0	0	5	5	4	0	0	0	0	0	9
	Team					2	2	4							
Totals			24-57	3-13	18-29	10	34	44	23	69	11	13	3	3	200

FG % 1st Half: 12-29 41.4% 2nd half: 12-28 42.9% Game: 24-57 42.1% Deadball
 3FG % 1st Half: 2-7 28.6% 2nd half: 1-6 16.7% Game: 3-13 23.1% Rebounds
 FT % 1st Half: 9-14 64.3% 2nd half: 9-15 60.0% Game: 18-29 62.1% 7

Officials: Joe Lindsay, Tim Gattis, Sean Casey
 Technical fouls: Vanderbilt-None. South Carolina-None.
 Attendance: 15055

Score by periods	1st	2nd	Total
Vanderbilt	38	27	65
South Carolina	35	34	69

	In	Off	2nd	Fast
Points	Paint	T/O	Chance	Break
VU	22	9	12	2
SC	36	18	12	13

Last FG - VU 2nd-00:00, SC 2nd-01:57.
 Largest lead - VU by 8 1st-18:18, SC by 7 2nd-00:28.
 VU led for 28:17, SC led for 10:24. Game was tied for 01:19.

Score tied - 2 times.
 Lead changed - 1 time.



#24 - MICHAEL CARRERA

SENIOR | FORWARD | 6'5" | 214 | 3 LETTERS

ANZOÁTEGUI, VENEZUELA/MONTROSE CHRISTIAN SCHOOL

SEASON NOTABLES

- Team's top returning rebounder after collecting 5.7 per game last season
- Has led the team in rebounding all three of his seasons at South Carolina, including a career high 7.2 per game during his rookie season (2012-13)
- Scored five points and collected three rebounds before fouling out of exhibition vs. Allen
- Tallied four points and collected six rebounds in season opener vs. Norfolk State
- Scored eight points with six rebounds in just 15 minutes against Oral Roberts
- Led team with four assists vs. DePaul, adding seven points and seven rebounds in 27 minutes
- Posted a season high with 17 points, adding four rebounds and two blocks in win vs. Hofstra
- Came a rebound shy of a double-double against Tulsa, with 16 points and nine rebounds in 29 minutes
- Scored 13 with four assists and a team-high three steals vs. Lipscomb
- Scored nine of his 16 points against Western Carolina during a game-changing 19-0 run in the first half
- Led the team with a season-high 19 points in a win over USF, with three steals over 32 minutes
- Reached double figures in scoring for the fifth-straight game, scoring 10 with a pair of blocks vs. Drexel
- Passed 800 career points in the win over Clemson, highlighted by a pair of critical 3s in the first half
- Finished with his seventh career double-double after totaling 16 points with 12 rebounds against St. John's
- Put up another double-double against Memphis, with 16 points and 11 rebounds in 28 minutes

CARRERA'S CAREER HIGHS

Points

Career 23, vs. LSU (Jan. 16, 2013)
Season 19, vs. USF (Dec. 5, 2015)

Field Goals

Career 7, twice, last vs. Hofstra (Nov. 22, 2015)
Season 7, vs. Hofstra (Nov. 22, 2015)

Field Goal Attempts

Career 13, twice, last vs. Texas A&M (March 2, 2013)
Season 11, 3x, last vs. Memphis (Jan. 2, 2016)

3-Point Field Goals

Career 3, 3x, last vs. St. John's (Dec. 22, 2015)
Season 3, 3x, last vs. St. John's (Dec. 22, 2015)

3-Point Field Goal Attempts

Career 6, vs. USF (Dec. 5, 2015)
Season 6, vs. USF (Dec. 5, 2015)

Free Throws

Career 9, vs. LSU (Jan. 16, 2013)
Season 6, twice, last vs. Memphis (Jan. 2, 2016)

Free Throw Attempts

Career 10, vs. LSU (Jan. 16, 2013)
Season 9, vs. Memphis (Jan. 2, 2016)

Rebounds

Career 15, vs. Milwaukee (Nov. 1, 2012)
Season 12, vs. St. John's (Dec. 22, 2015)

Assists

Career 5, vs. Auburn (Jan. 12, 2013)
Season 4, vs. DePaul (Nov. 20, 2015)

Blocks

Career 4, twice, last vs. Alabama (Feb. 15, 2014)
Season 2, 3x, last vs. Drexel (Dec. 15, 2015)

Steals

Career 4, at Texas A&M (Jan. 15, 2014)
Season 3, twice, last vs. USF (Dec. 5, 2015)

Minutes Played

Career 36, vs. LSU (Jan. 16, 2013)
Season 32, vs. USF (Dec. 5, 2015)

2015-16

Opponent	Date	GS	Min	FG-FGA	Pct	3FG-FGA	Pct	FT-FTA	Pct	Off	Def	Tot	Avg	PF	FO	A	TO	Blk	Stl	Pts	Avg	
Norfolk State	11/14/15	*	26	1-8	.125	1-4	.250	1-2	.500	1	5	6	6.0	1	0	1	2	1	1	4	4.0	
Oral Roberts	11/16/15	*	15	3-5	.600	0-0	.000	2-2	1.000	2	4	6	6.0	3	0	2	0	0	1	8	6.0	
vs. DePaul	11/20/15	*	27	2-3	.667	1-1	1.000	2-2	1.000	2	5	7	6.3	3	0	4	1	0	0	7	6.3	
vs. Hofstra	11/22/15	*	27	7-11	.636	2-2	1.000	1-2	.500	1	3	4	5.8	3	0	1	1	2	0	17	9.0	
vs. Tulsa	11/23/15	*	29	6-10	.600	1-2	.500	3-4	.750	4	5	9	6.4	4	0	2	0	0	0	16	10.4	
Lipscomb	11/27/15	*	21	4-6	.667	2-3	.667	3-3	1.000	1	3	4	6.0	4	0	1	3	1	3	13	10.8	
Western Carolina	11/30/15	*	26	4-7	.571	3-4	.750	5-5	1.000	0	2	2	5.4	1	0	2	2	2	2	16	11.6	
USF	12/5/15	*	32	5-11	.455	3-6	.500	6-8	.750	0	7	7	5.6	2	0	1	3	1	3	19	12.5	
Drexel	12/15/15	*	19	4-6	.667	0-0	.000	2-3	.667	0	3	3	5.3	4	0	0	0	0	2	1	10	12.2
at Clemson	12/18/15	*	27	5-9	.556	2-3	.667	2-2	1.000	4	2	6	5.4	3	0	1	1	1	0	14	12.4	
vs. St. John's	12/22/15	*	30	6-10	.600	3-4	.750	1-1	1.000	3	9	12	6.0	4	0	3	2	0	1	16	12.7	
Francis Marion	12/30/15	*	16	2-8	.250	1-5	.200	0-0	.000	0	2	2	5.7	2	0	2	3	0	1	5	12.1	
Memphis	1/2/16	*	28	4-11	.364	2-3	.667	6-9	.667	5	6	11	6.1	4	0	1	3	1	0	16	12.4	
at Auburn	1/5/16	*	23	4-9	.444	1-4	.250	3-5	.600	1	6	7	6.1	3	0	0	2	0	2	12	12.4	
Vanderbilt	1/9/16	*	21	1-5	.200	0-2	.000	2-4	.500	2	6	8	6.3	5	1	1	2	1	0	4	11.8	
at Alabama	1/13/16																					
Missouri	1/16/16																					
at Ole Miss	1/19/16																					
at Tennessee	1/23/16																					
Mississippi State	1/26/16																					
Alabama	1/30/16																					
at Georgia	2/2/16																					
Texas A&M	2/6/16																					
LSU	2/10/16																					
Kentucky	2/13/16																					
at Missouri	2/16/16																					
Florida	2/20/16																					
Tennessee	2/24/16																					
at Mississippi State	2/27/16																					
Georgia	3/3/16																					
at Arkansas	3/5/16																					

CAREER STATISTICS

Season	GP-GS	Min	Avg	FG	FGA	Pct	3FG	3FGA	Pct	FT	FTA	Pct	Off	Def	Tot	Avg	PF	FO	Ast	TO	Blk	Stl	Pts	Avg
2012-13	27-22	572	21.2	89	201	.443	7	20	.350	83	112	.741	80	115	195	7.2	85	5	17	51	17	9	268	9.9
2013-14	33-20	649	19.7	64	169	.379	7	30	.233	63	100	.630	76	110	186	5.6	87	1	17	38	32	26	198	6.0
2014-15	30-21	635	21.2	70	167	.419	12	39	.308	62	88	.705	65	107	172	5.7	88	3	12	32	20	12	214	7.1
2015-16	15-15	367	24.5	58	119	.487	22	43	.512	39	52	.750	26	68	94	6.3	46	1	22	25	12	15	177	11.8
Totals	105-78	2223	21.2	281	656	.428	48	132	.364	247	352	.702	247	400	647	6.2	306	10	68	146	81	62	857	8.2

CAREER SEC STATISTICS

Season	GP-GS	Min	Avg	FG	FGA	Pct	3FG	3FGA	Pct	FT	FTA	Pct	Off	Def	Tot	Avg	PF	FO	Ast	TO	Blk	Stl	Pts	Avg
2013	18-15	394	21.9	59	139	.424	5	15	.333	53	74	.716	54	77	131	7.3	57	4	11	32	8	8	176	9.8
2014	18-14	395	21.9	34	90	.378	3	13	.231	32	55	.582	49	69	118	6.6	52	1	9	18	19	16	103	5.7
2015	18-13	404	22.4	43	101	.426	7	24	.292	40	51	.784	46	69	107	6.4	54	2	9	21	12	6	133	7.4
2016	2-2	44	22.0	5	14	.357	1	6	.167	5	9	.556	3	12	15	7.5	8	1	1	4	1	2	16	8.0
Totals	56-44	1238	22.1	141	344	.410	16	58	.276	130	189	.688	152	227	379	6.8	171	8	30	75	40	32	428	7.6

GAME #16 - AT ALABAMA - WEDNESDAY, JAN. 13, 2016 - GAMECOCK BASKETBALL



#14 - LAIMONAS CHATKEVICIUS

SENIOR | FORWARD | 6'11" | 245 | 3 LETTERS

KLAIPEDA, LITHUANIA/SOUTH KENT SCHOOL (CONN.)

SEASON NOTABLES

- Put together best season of his career during junior campaign, nearly doubling season scoring average and more than doubling blocked shots
- 1.3 blocks per game as a junior ranked eighth in the SEC
- Tallied a double-double in exhibition vs. Allen with 12 points and 13 rebounds, including five offensive boards
- 13 points with four rebounds, one assist and one block in 21 minutes in the opener vs. Norfolk State
- Erupted for 19 second-half points to set a new career high of 27 in a win over Oral Roberts
- Seven points and five rebounds, including three offensive boards, in win vs. DePaul
- Tallied 17 points and five rebounds along with a team high three blocks in win vs. Hofstra
- Scored 17 points in 27 minutes of play against Tulsa in the Paradise Jam finale
- Led the team for the second-straight game, posting his fifth double-figure outing of the season with 17 points vs. Lipscomb; a perfect 7-of-7 from the floor vs. the Bisons
- Finished with three blocks to go with nine points against Drexel
- Scored in double figures for the first time since Nov. 27, finishing with 11 against St. John's
- Battled through foul trouble to provide nine points and six rebounds in the second half against Memphis
- Played 28 minutes and recorded his first double-double of the season at Auburn (12 points, 10 rebounds)

CHATKEVICIUS' CAREER HIGHS

Points

Career 27, vs. Oral Roberts (Nov. 16, 2015)
 Season 27, vs. Oral Roberts (Nov. 16, 2015)

Field Goals

Career 9, vs. Oral Roberts (Nov. 16, 2015)
 Season 9, vs. Oral Roberts (Nov. 16, 2015)

Field Goal Attempts

Career 14, twice, last vs. Hofstra (Nov. 22, 2015)
 Season 14, twice, last vs. Hofstra (Nov. 22, 2015)

3-Point Field Goals

Career 2, twice, last vs. Oral Roberts (Nov. 16, 2015)
 Season 2, vs. Oral Roberts (Nov. 16, 2015)

3-Point Field Goal Attempts

Career 3, vs. Oral Roberts (Nov. 16, 2015)
 Season 3, vs. Oral Roberts (Nov. 16, 2015)

Free Throws

Career 8, vs. Arkansas (March 13, 2014)
 Season 7, vs. Oral Roberts (Nov. 16, 2015)

Free Throw Attempts

Career 11, vs. Oral Roberts (Nov. 16, 2015)
 Season 11, vs. Oral Roberts (Nov. 16, 2015)

Rebounds

Career 13, vs. UNC Asheville (Nov. 26, 2014)
 Season 10, at Auburn (Jan. 5, 2016)

Assists

Career 4, vs. Jacksonville (Dec. 7, 2012)
 Season 2, twice, last at Clemson (Dec. 18, 2015)

Blocks

Career 3, 8x, last vs. Drexel (Dec. 15, 2015)
 Season 3, twice, last vs. Drexel (Dec. 15, 2015)

Steals

Career 3, at Tennessee (Feb. 8, 2014)
 Season 2, 3x, last vs. Vanderbilt (Jan. 9, 2016)

Minutes Played

Career 35, vs. Mississippi State (Feb. 28, 2015)
 Season 28, twice, last at Auburn (Jan. 5, 2016)

2015-16

Opponent	Date	GS	Min	FG-FGA	Pct	3FG-3FGA	Pct	FT-FTA	Pct	Off	Def	Tot	Avg	PF	FO	A	TO	Blk	Stl	Pts	Avg
Norfolk State	11/14/15	*	21	5-8	.625	0-1	.000	3-3	1.000	3	1	4	4.0	2	0	1	0	1	0	13	13.0
Oral Roberts	11/16/15	*	25	9-14	.643	2-3	.667	7-11	.636	4	2	6	5.0	3	0	0	0	1	1	27	20.0
vs. DePaul	11/20/15	*	23	3-11	.272	0-1	.000	1-2	.500	3	2	5	5.0	3	0	0	1	1	0	7	15.7
vs. Hofstra	11/22/15	*	28	8-14	.571	0-0	.000	1-3	.333	3	2	5	5.0	1	0	1	0	3	1	17	16.0
vs. Tulsa	11/23/15	*	27	6-10	.600	1-1	1.000	4-4	1.000	0	3	3	4.6	4	0	0	0	1	1	17	16.2
Lipscomb	11/27/15	*	24	7-7	1.000	0-0	.000	3-3	1.000	1	2	3	4.3	3	0	1	2	1	1	17	16.3
Western Carolina	11/30/15	*	21	3-7	.429	0-0	.000	0-0	.000	1	4	5	4.4	2	0	1	2	1	0	6	14.9
USF	12/5/15	*	19	2-5	.400	0-1	.000	0-2	.000	1	4	5	4.5	2	0	2	1	0	2	4	13.5
Drexel	12/15/15	*	21	4-5	.800	1-2	.500	0-1	.000	1	2	3	4.3	3	0	1	3	3	0	9	13.0
at Clemson	12/18/15	*	20	1-2	.500	0-0	.000	2-3	.667	0	2	2	4.1	3	0	2	4	1	0	4	12.1
vs. St. John's	12/22/15	*	20	5-8	.625	1-1	1.000	0-0	.000	2	3	5	4.2	4	0	1	5	0	2	11	12.0
Francis Marion	12/30/15	*	11	0-1	.000	0-0	.000	1-1	.000	1	2	3	4.1	0	0	1	1	1	0	0	11.0
Memphis	1/2/16	*	13	2-6	.333	0-1	.000	5-6	.833	3	3	6	4.2	4	0	0	2	2	0	9	10.8
at Auburn	1/5/16	*	28	5-9	.556	0-2	.000	4-6	.667	4	6	10	4.6	1	0	0	4	0	0	12	10.9
Vanderbilt	1/9/16	*	22	4-7	.571	0-1	.000	1-2	.500	2	2	4	4.6	3	0	1	2	1	2	9	10.8
at Alabama	1/13/16																				
Missouri	1/16/16																				
at Ole Miss	1/19/16																				
at Tennessee	1/23/16																				
Mississippi State	1/26/16																				
Alabama	1/30/16																				
at Georgia	2/2/16																				
Texas A&M	2/6/16																				
LSU	2/10/16																				
Kentucky	2/13/16																				
at Missouri	2/16/16																				
Florida	2/20/16																				
Tennessee	2/24/16																				
at Mississippi State	2/27/16																				
Georgia	3/3/16																				
at Arkansas	3/5/16																				

CAREER STATISTICS

Season	GP-GS	Min	Avg	FG	FGA	Pct	3FG	3FGA	Pct	FT	FTA	Pct	Off	Def	Tot	Avg	PF	FO	Ast	TO	Blk	Stl	Pts	Avg
2012-13	23-10	304	13.2	38	85	.447	3	10	.300	22	36	.611	28	46	74	3.2	42	1	12	32	13	3	101	4.4
2013-14	33-1	426	12.9	65	121	.537	0	1	.000	29	42	.690	40	94	134	4.1	78	2	13	32	20	13	159	4.8
2014-15	33-26	753	22.8	118	237	.498	8	27	.296	40	55	.727	52	120	172	5.2	74	2	21	45	44	11	284	8.6
2015-16	15-15	323	21.5	64	114	.561	5	14	.357	29	43	.674	29	40	69	4.6	38	0	12	27	17	10	162	10.8
Totals	104-52	1806	17.4	285	557	.512	16	52	.308	120	176	.682	149	300	449	4.3	232	5	58	136	94	37	706	6.8

CAREER SEC STATISTICS

Season	GP-GS	Min	Avg	FG	FGA	Pct	3FG	3FGA	Pct	FT	FTA	Pct	Off	Def	Tot	Avg	PF	FO	Ast	TO	Blk	Stl	Pts	Avg
2013	15-10	214	14.3	23	59	.390	2	7	.286	19	28	.679	17	35	52	3.5	30	1	5	22	11	2	67	4.5
2014	18-1	241	13.4	36	64	.563	0	1	.000	10	17	.588	19	53	72	4.0	51	2	9	22	12	9	82	4.6
2015	18-16	418	23.2	57	125	.456	4	17	.235	21	29	.724	25	64	89	4.9	46	1	13	19	22	5	139	7.7
2016	2-2	50	25.0	9	16	.563	0	3	.000	3	5	.600	6	8	14	7.0	4	0	1	6	1	2	21	10.5
Totals	52-28	923	17.4	125	264	.473	6	28	.214	53	79	.671	67	160	227	4.3	131	4	28	69	46	18	309	5.8

GAME #16 - AT ALABAMA - WEDNESDAY, JAN. 13, 2016 - GAMECOCK BASKETBALL



#25 - MINDAUGAS KACINAS

SENIOR | FORWARD | 6'7" | 229 | 3 LETTERS

KLAIPEDA, LITHUANIA/WORD OF LIFE FIRE TRADITIONAL SCHOOL

SEASON NOTABLES

- Ranks seventh in Gamecock history in career field goal percentage (54.6%), after leading the team in the category the last two seasons
- Averaged 2.3 offensive rebounds per game as a junior
- DNP in exhibition vs. Allen due to lower back pain
- Earned the start in the opener vs. Norfolk State, posting eight points, with four rebounds and two assists in 28 minutes
- Recorded his fourth career double double in a win over Oral Roberts, leading the team with 13 rebounds to go with 12 points.
- Scored a career high with 23 points, while hitting career marks with 10 makes at the foul line on 13 attempts, to lead Gamecocks in win vs. DePaul
- Led the Gamecocks for the second straight game with 18 points and five rebounds in win vs. Hofstra at the Paradise Jam
- Scored 11 points with eight rebounds against Tulsa, and earned a spot on the Paradise Jam all-tournament team for his efforts through the week
- Another steady performance vs. Lipscomb, scoring 15 points with six rebounds and a block; hit 7-of-10 from the floor vs. the Bisons
- Recorded his fifth career double-double against Western Carolina, hitting 8-of-11 attempts with 11 rebounds
- Played a career-high 37 minutes against Clemson, scoring 10 points with four rebounds
- Scored 12 points of 5-of-8 shooting against Francis Marion
- Hit five field goals for 13 points to go with four rebounds in the win over Vanderbilt

KACINAS' CAREER HIGHS

Points

Career 23, vs. DePaul (Nov. 20, 2015)
 Season 23, vs. DePaul (Nov. 20, 2015)

Field Goals

Career 9, vs. Hofstra (Nov. 22, 2015)
 Season 9, vs. Hofstra (Nov. 22, 2015)

Field Goal Attempts

Career 13, vs. DePaul (Nov. 20, 2015)
 Season 13, vs. DePaul (Nov. 20, 2015)

3-Point Field Goals

Career 2, 3x, last vs. Western Carolina (Nov. 30, 2015)
 Season 2, vs. Western Carolina (Nov. 30, 2015)

3-Point Field Goal Attempts

Career 5, vs. DePaul (Nov. 20, 2015)
 Season 5, vs. DePaul (Nov. 20, 2015)

Free Throws

Career 10, vs. DePaul (Nov. 20, 2015)
 Season 10, vs. DePaul (Nov. 20, 2015)

Free Throw Attempts

Career 15, vs. DePaul (Nov. 20, 2015)
 Season 15, vs. DePaul (Nov. 20, 2015)

Rebounds

Career 14, vs. Longwood (Nov. 9, 2013)
 Season 13, vs. Oral Roberts (Nov. 16, 2015)

Assists

Career 3, 4x, last vs. Oklahoma St. (Dec. 6, 2014)
 Season 2, 5x, last vs. St. John's (Dec. 22, 2015)

Blocks

Career 3, vs. Appalachian State (Dec. 19, 2012)
 Season 2, twice, last vs. Memphis (Jan. 2, 2016)

Steals

Career 4, at Marshall (Dec. 1, 2014)
 Season 2, vs. Memphis (Jan. 2, 2016)

Minutes Played

Career 37, at Clemson (Dec. 18, 2015)
 Season 37, at Clemson (Dec. 18, 2015)

2015-16

Opponent	Date	GS	Min	FG-FGA	Pct	3FG-FGA	Pct	FT-FTA	Pct	Off	Def	Tot	Avg	PF	FO	A	TO	Blk	Stl	Pts	Avg
Norfolk State	11/14/15	*	28	2-7	.285	1-3	.333	3-4	.750	3	1	4	4.0	2	0	2	1	0	0	8	8.0
Oral Roberts	11/16/15	*	33	4-10	.400	0-2	.000	4-4	1.000	6	7	13	8.5	2	0	2	2	1	0	12	10.0
vs. DePaul	11/20/15	*	33	6-13	.461	1-5	.200	10-15	.667	4	1	5	7.3	2	0	1	1	2	0	23	14.3
vs. Hofstra	11/22/15	*	31	9-10	.900	0-1	.000	0-1	.000	2	3	5	6.8	3	0	1	2	0	1	18	15.3
vs. Tulsa	11/23/15	*	32	4-6	.667	1-2	.500	2-4	.500	1	7	8	7.0	2	0	2	0	0	0	11	14.4
Lipscomb	11/27/15	*	30	7-10	.700	0-1	.000	1-2	.500	2	4	6	6.8	2	0	0	1	1	0	15	14.5
Western Carolina	11/30/15	*	26	8-11	.727	2-2	1.000	2-2	1.000	5	6	11	7.4	1	0	0	0	0	1	20	15.3
USF	12/5/15	*	28	4-4	1.000	0-0	.000	0-1	.000	2	1	3	6.9	2	0	1	2	0	1	8	14.4
Drexel	12/15/15	*	11	2-2	1.000	1-1	1.000	0-1	.000	0	2	2	6.3	3	0	0	1	0	0	5	13.3
at Clemson	12/18/15	*	37	4-10	.400	1-2	.500	1-1	1.000	0	4	4	6.1	1	0	2	0	0	0	10	13.0
vs. St. John's	12/22/15	*	33	3-7	.429	0-2	.000	0-2	.000	2	2	4	5.9	1	0	2	1	0	1	6	12.4
Francis Marion	12/30/15	*	24	5-8	.625	1-1	1.000	1-2	.500	0	5	5	5.8	2	0	2	1	0	0	12	12.3
Memphis	1/2/16	*	36	2-7	.286	0-3	.000	4-4	1.000	1	4	5	5.8	1	0	1	2	2	2	8	12.0
at Auburn	1/5/16	*	30	2-4	.500	0-1	.000	3-4	.750	0	2	2	5.5	1	0	1	2	0	1	7	11.6
Vanderbilt	1/9/16	*	33	5-10	.500	0-2	.000	3-6	.500	1	3	4	5.4	3	0	0	2	0	0	13	11.7
at Alabama	1/13/16																				
Missouri	1/16/16																				
at Ole Miss	1/19/16																				
at Tennessee	1/23/16																				
Mississippi State	1/26/16																				
Alabama	1/30/16																				
at Georgia	2/2/16																				
Texas A&M	2/6/16																				
LSU	2/10/16																				
Kentucky	2/13/16																				
at Missouri	2/16/16																				
Florida	2/20/16																				
Tennessee	2/24/16																				
at Mississippi State	2/27/16																				
Georgia	3/3/16																				
at Arkansas	3/5/16																				

CAREER STATISTICS

Season	GP-GS	Min	Avg	FG	FGA	Pct	3FG	3FGA	Pct	FT	FTA	Pct	Off	Def	Tot	Avg	PF	FO	Ast	TO	Blk	Stl	Pts	Avg
2012-13	31-9	606	19.5	57	110	.518	4	20	.200	34	50	.680	50	66	116	3.7	67	1	21	46	15	10	152	4.9
2013-14	34-27	818	24.1	70	126	.556	0	2	.000	50	77	.649	80	95	175	5.1	103	4	12	53	21	31	190	5.6
2014-15	33-0	710	21.5	74	132	.561	9	29	.310	43	59	.729	77	91	168	5.1	82	3	18	34	14	20	200	6.1
2015-16	15-15	445	29.7	67	119	.563	8	28	.286	34	53	.642	29	52	81	5.4	28	0	15	19	7	8	176	11.7
Totals	113-51	2579	22.8	268	487	.550	21	79	.266	161	239	.674	236	304	540	4.8	280	8	66	152	57	69	718	6.4

CAREER SEC STATISTICS

Season	GP-GS	Min	Avg	FG	FGA	Pct	3FG	3FGA	Pct	FT	FTA	Pct	Off	Def	Tot	Avg	PF	FO	Ast	TO	Blk	Stl	Pts	Avg
2013	17-4	255	15.0	16	40	.400	1	7	.143	11	16	.688	14	27	41	2.4	32	0	7	18	2	4	44	2.6
2014	18-11	382	21.2	34	57	.596	0	0	.000	24	36	.667	38	38	76	4.2	58	2	2	23	13	20	92	5.1
2015	18-0	375	20.8	40	72	.556	6	18	.333	19	30	.633	37	42	79	4.4	50	2	9	17	7	6	105	5.8
2016	2-2	63	31.5	7	14	.500	0	3	.000	6	10	.600	1	5	6	3.0	4	0	1	4	0	1	20	10.0
Totals	55-17	1075	19.5	97	183	.530	7	28	.250	60	92	.652	90	112	202	3.7	144	4	19	62	22	31	261	4.7



#20 - JUSTIN MCKIE

JUNIOR | GUARD | 6'4" | 197 | 2 LETTERS

COLUMBIA, S.C./IRMO

SEASON NOTABLES

- Put up career numbers in every major category as a sophomore, averaging 3.2 points and 1.8 rebounds in 11.3 minutes per game
- Tallied three points and three assists in exhibition vs. Allen
- Saw action in the opener vs. Norfolk State, scoring five points and collecting one rebound
- Played a season high 19 minutes vs. Lipscomb, scoring six points and dishing a career-high five assists

MCKIE'S CAREER HIGHS

Points

Career 12, at Marshall (Dec. 1, 2014)
 Season 6, vs. Lipscomb (Nov. 27, 2015)

Field Goals

Career 5, at Marshall (Dec. 1, 2014)
 Season 3, vs. Lipscomb (Nov. 27, 2015)

Field Goal Attempts

Career 8, at Marshall (Dec. 1, 2014)
 Season 6, twice, last vs. Lipscomb (Nov. 27, 2015)

3-Point Field Goals

Career 2, twice, last vs. UNC Asheville (Nov. 26, 2014)
 Season 1, twice, last vs. Francis Marion (Dec. 30, 2015)

3-Point Field Goal Attempts

Career 3, 3x, last vs. Oral Roberts (Nov. 16, 2015)
 Season 3, twice, last vs. Lipscomb (Nov. 27, 2015)

Free Throws

Career 4, vs. Florida (Jan. 7, 2015)
 Season 2, vs. Norfolk State (Nov. 14, 2015)

Free Throw Attempts

Career 4, twice, last vs. Florida (Jan. 7, 2015)
 Season 2, 3x, last vs. Drexel (Dec. 15, 2015)

Rebounds

Career 4, 6x, last vs. Miss. State (Feb. 28, 2015)
 Season 2, 3x, last vs. Francis Marion (Dec. 30, 2015)

Assists

Career 5, vs. Lipscomb (Nov. 27, 2015)
 Season 5, vs. Lipscomb (Nov. 27, 2015)

Blocks

Career 1, vs. Oklahoma St. (Dec. 6, 2014)
 Season -

Steals

Career 2, vs. Oklahoma St. (Dec. 6, 2014)
 Season 1, vs. Lipscomb (Nov. 27, 2015)

Minutes Played

Career 23, vs. Miss. State (Feb. 28, 2015)
 Season 19, vs. Lipscomb (Nov. 27, 2015)

2015-16

Opponent	Date	GS	Min	FG-FGA	Pct	3FG-FGA	Pct	FT-FTA	Pct	Off	Def	Tot	Avg	PF	FO	A	TO	Blk	Stl	Pts	Avg
Norfolk State	11/14/15	3	1-2	.500	1-2	.500	2-2	1.000	0	1	1	1.0	0	0	0	0	0	0	0	5	5.0
Oral Roberts	11/16/15	12	0-6	.000	0-3	.000	0-0	.000	1	2	1.5	2	0	0	0	0	0	0	0	0	2.5
vs. DePaul	11/20/15	8	0-0	.000	0-0	.000	0-0	.000	0	1	1.3	0	0	0	0	0	0	0	0	0	1.7
vs. Hofstra	11/22/15	-	-	-	-	-	-	-	-	-	-	-	-	-	-	-	-	-	-	-	-
vs. Tulsa	11/23/15	2	0-0	.000	0-0	.000	0-0	.000	0	0	0	1.0	0	0	0	0	0	0	0	0	1.3
Lipscomb	11/27/15	19	3-6	.500	0-3	.000	0-0	.000	0	1	1	1.0	2	0	5	0	0	1	6	2.2	
Western Carolina	11/30/15	10	0-3	.000	0-1	.000	1-2	.500	0	0	0.8	1	0	4	0	0	0	0	1	2.0	
USF	12/5/15	7	0-0	.000	0-0	.000	0-0	.000	0	2	2	1.0	0	0	0	0	0	0	0	0	1.7
Drexel	12/15/15	11	1-4	.250	0-1	.000	1-2	.500	1	0	1	1.0	2	0	1	0	0	0	3	1.9	
at Clemson	12/18/15	8	1-1	1.000	0-0	.000	0-0	.000	1	0	1	1.0	0	0	0	1	0	0	2	1.9	
vs. St. John's	12/22/15	1	0-0	.000	0-0	.000	0-0	.000	0	0	0.9	1	0	1	0	0	0	0	0	1.7	
Francis Marion	12/30/15	9	1-3	.333	1-1	1.000	0-0	.000	0	2	1.0	1	0	1	0	0	0	2	3	1.8	
Memphis	1/2/16	1	0-0	.000	0-0	.000	0-0	.000	0	0	0.9	0	0	0	0	0	0	0	0	0	1.7
at Auburn	1/5/16	-	-	-	-	-	-	-	-	-	-	-	-	-	-	-	-	-	-	-	-
Vanderbilt	1/9/16	1	0-0	.000	0-0	.000	0-0	.000	0	1	1	0.9	0	0	0	0	0	0	0	0	1.5
at Alabama	1/13/16																				
Missouri	1/16/16																				
at Ole Miss	1/19/16																				
at Tennessee	1/23/16																				
Mississippi State	1/26/16																				
Alabama	1/30/16																				
at Georgia	2/2/16																				
Texas A&M	2/6/16																				
LSU	2/10/16																				
Kentucky	2/13/16																				
at Missouri	2/16/16																				
Florida	2/20/16																				
Tennessee	2/24/16																				
at Mississippi State	2/27/16																				
Georgia	3/3/16																				
at Arkansas	3/5/16																				

CAREER STATISTICS

Season	GP-GS	Min	Avg	FG	FGA	Pct	3FG	3FGA	Pct	FT	FTA	Pct	Off	Def	Tot	Avg	PF	FO	Ast	TO	Blk	Stl	Pts	Avg
2013-14	17-0	80	4.7	3	17	.176	1	8	.125	2	4	.500	4	12	16	0.9	8	0	5	5	0	3	9	0.5
2014-15	25-0	282	11.3	26	67	.388	11	36	.306	18	23	.783	11	33	44	1.8	20	0	8	11	3	9	81	3.2
2015-16	13-0	92	7.1	7	25	.280	2	11	.182	4	6	.667	3	9	12	0.9	9	0	12	1	1	1	20	1.5
Totals	55-0	454	8.3	36	109	.330	14	55	.255	24	33	.727	18	54	72	1.3	37	0	25	17	4	13	110	2.0

CAREER SEC STATISTICS

Season	GP-GS	Min	Avg	FG	FGA	Pct	3FG	3FGA	Pct	FT	FTA	Pct	Off	Def	Tot	Avg	PF	FO	Ast	TO	Blk	Stl	Pts	Avg
2014	9-0	56	6.2	2	11	.182	1	5	.200	0	0	.000	1	9	10	1.1	7	0	5	5	0	2	5	0.6
2015	12-0	130	10.8	5	21	.238	2	11	.182	6	6	1.000	6	12	18	1.5	10	0	1	6	1	2	18	1.5
2016	1-0	1	1.0	0	0	.000	0	0	.000	0	0	.000	0	1	1	1.0	0	0	0	0	0	0	0	0.0
Totals	22-0	187	8.5	7	32	.219	3	16	.188	6	6	1.000	7	22	29	1.3	17	0	6	11	1	4	213	1.0



#10 - DUANE NOTICE

JUNIOR | GUARD | 6'2" | 218 | 2 LETTERS

WOODBIDGE, ONTARIO, CANADA/ST. THOMAS MORE

SEASON NOTABLES

- Is Carolina's top returning scorer after averaging 11.7 points per game last season, posting 20 double-figure scoring games, including three 20-point performances
- Also team's top returning threat from beyond the arc after hitting 36.3 percent of his attempts from 3 last season
- Scored three points, dished two assists in exhibition vs. Allen
- Scored a team high 14 points off the bench vs. Norfolk State, hitting three 3s and dishing three assists in 20 minutes
- Hit four 3-pointers and scored 18 points in a win over Oral Roberts
- Perfect 2-of-2 from 3-point range in win vs. DePaul, scoring 11 points, all in the first half
- Converted a career-high 7-of-10 attempts from the free throw line against Tulsa, finishing with 11 points
- Season high five assists to go along with 16 points and matched a career high with three steals in win vs. Lipscomb
- Went for 15 points in just 19 minutes off the bench against USF, converting 6-of-8 attempts from the field
- Hit a pair of critical 3-pointers in the second half of the team's win over Clemson, finishing with 10 points
- Scored 20 points off the bench against St. John's, hitting 7-of-10 field goals in 28 minutes
- Was a perfect 12-of-12 at the free throw line against Memphis, a new career high, and added a season-best six rebounds
- Scored 20 points off the bench against St. John's, hitting 7-of-10 field goals in 28 minutes
- Hit three 3-pointers and scored 12 points off the bench at Auburn

NOTICE'S CAREER HIGHS

Points

Career 27, at Marshall (Dec. 1, 2014)
Season 20, vs. St. John's (Dec. 22, 2015)

Field Goals

Career 10, at Marshall (Dec. 1, 2014)
Season 7, vs. St. John's (Dec. 22, 2015)

Field Goal Attempts

Career 18, twice, last at LSU (Jan. 28, 2015)
Season 16, vs. Lipscomb (Nov. 27, 2015)

3-Point Field Goals

Career 5, vs. Clemson (Dec. 20, 2014)
Season 4, vs. Oral Roberts (Nov. 16, 2015)

3-Point Field Goal Attempts

Career 11, twice, last at Alabama (Feb. 24, 2015)
Season 7, 3x, last vs. Francis Marion (Dec. 30, 2015)

Free Throws

Career 12, vs. Memphis (Jan. 2, 2016)
Season 12, vs. Memphis (Jan. 2, 2016)

Free Throw Attempts

Career 12, vs. Memphis (Jan. 2, 2016)
Season 12, vs. Memphis (Jan. 2, 2016)

Rebounds

Career 8, vs. Auburn (March 12, 2014)
Season 6, vs. Memphis (Jan. 2, 2016)

Assists

Career 8, vs. SC State (Jan. 3, 2014)
Season 5, vs. Lipscomb (Nov. 27, 2015)

Blocks

Career 1, 8x, vs. Lipscomb (Nov. 27, 2015)
Season 1, vs. Lipscomb (Nov. 27, 2015)

Steals

Career 3, 4x, last, vs. Lipscomb (Nov. 27, 2015)
Season 3, vs. Lipscomb (Nov. 27, 2015)

Minutes Played

Career 40, vs. Texas A&M (Feb. 21, 2015)
Season 33, vs. Memphis (Jan. 2, 2016)

2015-16

Opponent	Date	GS	Min	FG-FGA	Pct	3FG-FGA	Pct	FT-FTA	Pct	Off	Def	Tot	Avg	PF	FO	A	TO	Blk	Stl	Pts	Avg	
Norfolk State	11/14/15	20	4-11	.364	3-6	.500	3-3	1.000	1	2	3	3.0	3	0	3	0	0	0	14	14.0		
Oral Roberts	11/16/15	27	6-12	.500	4-7	.571	2-2	1.000	1	3	4	3.5	1	0	0	1	0	2	18	16.0		
vs. DePaul	11/20/15	23	3-8	.375	2-2	1.000	3-4	.750	1	1	2	3.0	2	0	3	1	0	1	11	14.3		
vs. Hofstra	11/22/15	25	2-7	.285	1-2	.500	2-2	1.000	1	0	1	2.5	0	0	3	0	0	1	7	12.5		
vs. Tulsa	11/23/15	29	2-7	.285	0-1	.000	7-10	.700	0	0	0	2.0	0	0	1	1	0	0	11	12.2		
Lipscomb	11/27/15	24	5-16	.312	2-6	.333	4-5	.800	2	3	5	2.5	2	0	5	0	1	3	16	12.8		
Western Carolina	11/30/15	12	3-6	.500	1-4	.250	0-0	.000	0	0	0	2.1	2	0	0	2	0	0	7	12.0		
USF	12/5/15	19	6-8	.750	2-4	.500	1-1	1.000	0	3	3	2.3	0	0	2	1	0	1	15	12.4		
Drexel	12/15/15	19	2-6	.333	0-3	.000	1-2	.500	1	1	2	2.2	0	0	0	2	0	1	5	11.6		
at Clemson	12/18/15	23	3-10	.300	3-7	.429	1-2	.500	0	2	2	2.1	1	0	1	1	0	0	10	11.4		
vs. St. John's	12/22/15	28	7-10	.700	2-2	1.000	4-5	.800	0	0	0	2.0	2	0	1	2	0	2	20	12.2		
Francis Marion	12/30/15	18	3-9	.333	3-7	.429	1-2	.500	0	0	0	1.8	1	0	1	0	0	2	10	12.0		
Memphis	1/2/16	33	1-8	.125	1-6	.167	12-12	1.000	0	6	6	2.2	2	0	3	1	0	0	15	12.2		
at Auburn	1/5/16	32	4-10	.400	3-6	.500	1-2	.500	0	3	3	2.2	1	0	2	0	0	1	12	12.2		
Vanderbilt	1/9/16	31	2-7	.286	2-4	.500	2-2	1.000	1	1	2	2.2	0	0	4	3	0	0	8	11.9		
at Alabama	1/13/16																					
Missouri	1/16/16																					
at Ole Miss	1/19/16																					
at Tennessee	1/23/16																					
Mississippi State	1/26/16																					
Alabama	1/30/16																					
at Georgia	2/2/16																					
Texas A&M	2/6/16																					
LSU	2/10/16																					
Kentucky	2/13/16																					
at Missouri	2/16/16																					
Florida	2/20/16																					
Tennessee	2/24/16																					
at Mississippi State	2/27/16																					
Georgia	3/3/16																					
at Arkansas	3/5/16																					

CAREER STATISTICS

Season	GP-GS	Min	Avg	FG	FGA	Pct	3FG	3FGA	Pct	FT	FTA	Pct	Off	Def	Tot	Avg	PF	FO	Ast	TO	Blk	Stl	Pts	Avg
2013-14	34-22	856	25.2	90	237	.380	21	58	.362	78	116	.672	35	64	99	2.9	72	2	99	89	4	20	279	8.2
2014-15	33-33	987	29.9	127	337	.377	61	168	.363	72	91	.791	20	67	87	2.6	61	0	89	60	4	29	387	11.7
2015-16	15-0	363	24.2	53	135	.393	29	67	.433	44	54	.815	8	25	33	2.2	17	0	29	15	1	14	179	11.9
Totals	81-55	2175	26.9	268	702	.382	109	289	.377	192	259	.741	62	155	217	2.7	150	2	213	161	9	63	837	10.3

CAREER SEC STATISTICS

Season	GP-GS	Min	Avg	FG	FGA	Pct	3FG	3FGA	Pct	FT	FTA	Pct	Off	Def	Tot	Avg	PF	FO	Ast	TO	Blk	Stl	Pts	Avg
2014	18-14	516	28.7	48	133	.361	8	30	.267	46	71	.648	19	34	53	2.9	41	1	50	58	1	11	150	8.3
2015	17-17	511	30.1	58	184	.315	31	98	.316	24	33	.727	11	33	44	2.6	33	0	43	28	2	10	171	10.1
2016	2-0	63	31.5	6	17	.353	5	10	.500	3	4	.750	1	4	5	2.5	1	0	6	3	0	1	20	10.0
Totals	35-31	1027	29.3	106	317	.334	39	128	.305	70	104	.673	30	67	97	2.8	74	1	93	86	3	21	321	9.2



#0 - SINDARIUS THORNWELL

JUNIOR | GUARD | 6'5" | 215 | 2 LETTERS

LANCASTER, S.C./OAK HILL ACADEMY (WILSON, VA.)

SEASON NOTABLES

- Enters this season healthy after dealing with knee tendonitis last season
- Has 821 career points entering his junior campaign
- Has scored in double figures in 45 of his 67 career games, including nine 20-point performances
- Led all scorers with 17 points, while collecting three rebounds in exhibition vs. Allen
- Along with Notice, led the team with 14 points, hitting a three and posting a 7-of-9 effort from the free throw line, while also dishing two assists with three steals in opener vs. Norfolk State
- Passed out seven assists without committing a turnover in a win over Oral Roberts
- Posted fourth-career double-double with 10 points and a team high 10 rebounds in win vs. DePaul
- 14 points on 4-of-8 shooting vs. Hofstra, also pulled down team high nine rebounds with six assists
- Scored season highs with 16 points with five steals in the Paradise Jam championship against Tulsa, and earned tournament MVP honors
- Came two rebounds shy of a double-double against Western Carolina, adding in 10 points and three assists
- Hit a season-high six field goals against USF, finishing with 15 points
- Scored 13 points with five assists and four rebounds against Drexel
- Pulled down nine rebounds and lit up the arena with a momentum-swinging dunk against Clemson
- Scored a season-high 18 points against Memphis, adding three steals and six rebounds in 36 minutes
- Went for his 10th career 20-point game at Auburn, hitting five 3-pointers along with seven assists and three steals in 36 minutes
- Reached 1,000 career points in the win over Vanderbilt, finishing with 19 points and eight rebounds

THORNWELL'S CAREER HIGHS

Points

Career 26, at Georgia (Jan. 22, 2014)

Season 22, at Auburn (Jan. 5, 2016)

Field Goals

Career 9, 2x, last at Mississippi State (March 8, 2014)

Season 6, 3x, last vs. Vanderbilt (Jan. 9, 2016)

Field Goal Attempts

Career 24, vs. Charlotte (Nov. 21, 2014)

Season 15, vs. Oral Roberts (Nov. 16, 2015)

3-Point Field Goals

Career 5, at Auburn (Jan. 5, 2016)

Season 5, at Auburn (Jan. 5, 2016)

3-Point Field Goal Attempts

Career 10, twice, last vs. Charlotte (Nov. 21, 2014)

Season 8, at Auburn (Jan. 5, 2016)

Free Throws

Career 10, twice, last vs. Georgia (Feb. 22, 2014)

Season 9, vs. Memphis (Jan. 2, 2016)

Free Throw Attempts

Career 14, vs. Memphis (Jan. 2, 2016)

Season 14, vs. Memphis (Jan. 2, 2016)

Rebounds

Career 11, 2x, last at Mississippi State (March 8, 2014)

Season 10, vs. DePaul (Nov. 20, 2015)

Assists

Career 9, vs. Auburn (Feb. 5, 2014)

Season 7, twice, last at Auburn (Jan. 5, 2016)

Blocks

Career 2, 8x, vs. Memphis (Jan. 2, 2016)

Season 2, twice, last vs. Memphis (Jan. 2, 2016)

Steals

Career 6, vs. UNC Asheville (Nov. 26, 2014)

Season 5, vs. Tulsa (Nov. 23, 2015)

Minutes Played

Career 40, vs. Georgia (Feb. 22, 2014)

Season 36, twice, last at Auburn (Jan. 5, 2016)

2015-16

Opponent	Date	GS	Min	FG-FGA	Pct	3FG-FGA	Pct	FT-FTA	Pct	Off	Def	Tot	Avg	PF	FO	A	TO	Blk	Stl	Pts	Avg
Norfolk State	11/14/15	*	31	3-9	.333	1-3	.333	7-9	.778	0	4	4	4.0	2	0	2	3	0	3	14	14.0
Oral Roberts	11/16/15	*	32	3-15	.200	1-4	.250	4-6	.667	1	2	3	3.5	1	0	7	0	0	0	11	12.5
vs. DePaul	11/20/15	*	31	4-10	.400	0-1	.000	2-3	.667	3	7	10	5.7	3	0	3	3	0	2	10	11.7
vs. Hofstra	11/22/15	*	33	4-8	.500	0-2	.000	6-8	.750	1	8	9	6.5	1	0	6	0	0	0	14	12.3
vs. Tulsa	11/23/15	*	30	4-10	.400	2-4	.500	6-6	1.000	0	3	3	5.8	3	0	2	2	0	5	16	13.0
Lipscomb	11/27/15	*	30	0-5	.000	0-3	.000	2-4	.500	0	5	5	5.7	2	0	6	4	0	2	2	11.2
Western Carolina	11/30/15	*	25	3-12	.250	2-6	.333	2-2	1.000	2	6	8	6.0	0	0	3	3	0	2	10	11.0
USF	12/5/15	*	27	6-13	.462	2-7	.286	1-1	1.000	0	0	0	5.3	2	0	2	1	0	0	15	11.5
Drexel	12/15/15	*	28	4-8	.500	2-3	.667	3-4	.750	1	3	4	5.1	1	0	5	1	0	1	13	11.7
at Clemson	12/18/15	*	31	2-10	.200	1-6	.167	3-3	1.000	3	6	9	5.5	2	0	3	2	1	0	8	11.3
vs. St. John's	12/22/15	*	32	2-5	.400	1-3	.333	5-6	.833	1	3	4	5.4	2	0	3	2	0	0	10	11.2
Francis Marion	12/30/15	*	22	2-5	.400	1-4	.250	2-2	1.000	1	2	3	5.2	2	0	4	2	0	2	7	10.8
Memphis	1/2/16	*	36	4-8	.500	1-3	.333	9-14	.643	1	5	6	5.2	3	0	2	3	2	3	18	11.4
at Auburn	1/5/16	*	36	6-10	.600	5-8	.625	5-6	.833	0	2	2	5.0	1	0	7	3	0	3	22	12.1
Vanderbilt	1/9/16	*	35	6-14	.429	0-3	.000	7-9	.778	2	6	8	5.2	2	0	2	1	0	1	19	12.6
at Alabama	1/13/16																				
Missouri	1/16/16																				
at Ole Miss	1/19/16																				
at Tennessee	1/23/16																				
Mississippi State	1/26/16																				
Alabama	1/30/16																				
at Georgia	2/2/16																				
Texas A&M	2/6/16																				
LSU	2/10/16																				
Kentucky	2/13/16																				
at Missouri	2/16/16																				
Florida	2/20/16																				
Tennessee	2/24/16																				
at Mississippi State	2/27/16																				
Georgia	3/3/16																				
at Arkansas	3/5/16																				

CAREER STATISTICS

Season	GP-GS	Min	Avg	FG	FGA	Pct	3FG	3FGA	Pct	FT	FTA	Pct	Off	Def	Tot	Avg	PF	FO	Ast	TO	Blk	Stl	Pts	Avg
2013-14	34-34	1007	29.6	143	370	.386	37	100	.370	131	178	.736	48	91	139	4.1	100	2	101	106	21	40	454	13.4
2014-15	33-33	1011	30.6	114	335	.340	38	142	.268	101	141	.716	50	111	161	4.9	83	3	73	71	11	43	367	11.1
2015-16	15-15	459	30.6	53	142	.373	19	60	.317	64	83	.771	16	62	78	5.2	27	0	57	30	3	24	189	12.6
Totals	82-82	2477	30.2	310	847	.366	94	302	.311	296	402	.736	114	264	378	4.6	210	5	231	207	35	107	1010	12.3

CAREER SEC STATISTICS

Season	GP-GS	Min	Avg	FG	FGA	Pct	3FG	3FGA	Pct	FT	FTA	Pct	Off	Def	Tot	Avg	PF	FO	Ast	TO	Blk	Stl	Pts	Avg
2014	18-18	597	33.2	90	229	.393	21	60	.350	79	105	.752	29	56	85	4.7	55	2	72	75	13	21	280	15.6
2015	18-18	578	32.1	55	180	.306	23	83	.277	58	76	.763	24	52	76	4.2	47	2	39	44	3	19	191	10.6
2016	2-2	71	35.5	12	24	.500	5	11	.455	12	15	.800	2	8	10	5.0	3	0	9	4	0	4	41	20.5
Totals	37-37	1246	32.8	157	433	.363	49	154	.318	149	196	.760	55	116	171	4.5	105	4	120	123	16	44	512	13.5



#1 MARCUS STROMAN

SOPHOMORE | GUARD | 6'2" | 185 | 1 LETTER

COLUMBIA, S.C./KEENAN

SEASON NOTABLES

- Returns as team's top assist maker after posting 3.1 per game as a freshman last season
- Dished a team-high five assists and collected three steals in exhibition vs. Allen
- Scored five points, with three rebounds and two assists in 17 minutes off the bench vs. Norfolk State
- Scored season high seven points in win vs. DePaul
- DNP vs. Lipscomb due to an outside left quad strain
- Picked four steals in a win over Western Carolina, a new career high
- Pulled down a season-high five rebounds against Drexel
- Attempted a career-high eight free throws against Memphis, converting five
- Matched his career-high with 10 points at Auburn, hitting all eight of his free throws for another career high
- Gave the offense a boost off the bench with seven points, three assists and no turnovers against Vanderbilt

STROMAN'S CAREER HIGHS

Points

Career 10, 3x, at Auburn (Jan. 5, 2016)

Season 10, at Auburn (Jan. 5, 2016)

Field Goals

Career 4, vs. Akron (Nov. 23, 2014)

Season 2, twice, last vs. Vanderbilt (Jan. 9, 2016)

Field Goal Attempts

Career 9, at Arkansas (Feb. 3, 2015)

Season 6, vs. DePaul (Nov. 20, 2015)

3-Point Field Goals

Career 1, 4x last, vs. Vanderbilt (Jan. 9, 2016)

Season 1, 3x, last vs. Vanderbilt (Jan. 9, 2016)

3-Point Field Goal Attempts

Career 3, 3x, last vs. DePaul (Nov. 20, 2015)

Season 3, vs. DePaul (Nov. 20, 2015)

Free Throws

Career 8, at Auburn (Jan. 5, 2016)

Season 8, at Auburn (Jan. 5, 2016)

Free Throw Attempts

Career 8, twice, last at Auburn (Jan. 5, 2016)

Season 8, twice, last at Auburn (Jan. 5, 2016)

Rebounds

Career 8, vs. Oklahoma St. (Dec. 6, 2014)

Season 5, vs. Drexel (Dec. 15, 2015)

Assists

Career 8, vs. Coker (Dec. 21, 2014)

Season 3, 3x, last vs. Vanderbilt (Jan. 9, 2016)

Blocks

Career 1, 7x, last vs. Vanderbilt (Jan. 9, 2016)

Season 1, 4x, last vs. Vanderbilt (Jan. 9, 2016)

Steals

Career 4, vs. Western Carolina (Nov. 30, 2015)

Season 4, vs. Western Carolina (Nov. 30, 2015)

Minutes Played

Career 29, vs. Florida (Jan. 7, 2015)

Season 23, vs. Vanderbilt (Jan. 9, 2016)

2015-16

Opponent	Date	GS	Min	FG-FGA	Pct	3FG-FGA	Pct	FT-FTA	Pct	Off	Def	Tot	Avg	PF	FO	A	TO	Blk	Stl	Pts	Avg
Norfolk State	11/14/15	17	1-1	1.000	1-1	1.000	2-4	.500	1	2	3	3.0	0	0	2	2	0	0	0	5	5.0
Oral Roberts	11/16/15	22	0-3	.000	0-1	.000	0-0	.000	1	0	1	2.0	1	0	1	0	0	0	0	0	2.5
vs. DePaul	11/20/15	18	2-6	.333	1-3	.333	2-2	1.000	0	3	3	2.3	2	0	0	1	0	0	0	7	4.0
vs. Hofstra	11/22/15	15	0-1	.000	0-0	.000	0-0	.000	1	0	1	2.0	4	0	2	0	0	0	1	0	3.0
vs. Tulsa	11/23/15	19	1-1	1.000	0-0	.000	0-2	.000	0	2	2	2.0	1	0	1	3	0	0	2	2.8	
Lipscomb	11/27/15	-	-	-	-	-	-	-	DNP - Quad Injury												
Western Carolina	11/30/15	21	0-2	.000	0-0	.000	1-2	.500	0	3	3	2.2	0	0	3	3	1	4	1	2.5	
USF	12/5/15	10	1-1	1.000	0-0	.000	0-0	.000	1	2	3	2.3	0	0	3	1	1	0	2	2.4	
Drexel	12/15/15	16	0-1	.000	0-0	.000	2-4	.500	1	4	5	2.6	1	0	2	2	1	0	2	2.4	
at Clemson	12/18/15	10	0-1	.000	0-0	.000	0-0	.000	0	1	1	2.4	0	0	2	0	0	1	0	2.1	
vs. St. John's	12/22/15	16	0-2	.000	0-0	.000	2-2	1.000	1	0	1	2.3	2	0	2	0	0	1	2	2.1	
Francis Marion	12/30/15	12	0-0	.000	0-0	.000	2-2	1.000	0	2	2	2.3	0	0	2	0	0	2	2.1		
Memphis	1/2/16	19	0-1	.000	0-0	.000	5-8	.625	0	2	2	2.3	3	0	2	0	0	2	5	2.3	
at Auburn	1/5/16	21	1-1	1.000	0-0	.000	8-8	1.000	1	2	2	2.2	2	0	0	1	0	1	10	2.9	
Vanderbilt	1/9/16	23	2-5	.400	1-1	1.000	2-4	.500	0	2	2	2.2	3	0	3	0	1	0	7	3.2	
at Alabama	1/13/16																				
Missouri	1/16/16																				
at Ole Miss	1/19/16																				
at Tennessee	1/23/16																				
Mississippi State	1/26/16																				
Alabama	1/30/16																				
at Georgia	2/2/16																				
Texas A&M	2/6/16																				
LSU	2/10/16																				
Kentucky	2/13/16																				
at Missouri	2/16/16																				
Florida	2/20/16																				
Tennessee	2/24/16																				
at Mississippi State	2/27/16																				
Georgia	3/3/16																				
at Arkansas	3/5/16																				

CAREER STATISTICS

Season	GP-GS	Min	Avg	FG	FGA	Pct	3FG	3FGA	Pct	FT	FTA	Pct	Off	Def	Tot	Avg	PF	FO	Ast	TO	Blk	Stl	Pts	Avg
2014-15	28-0	573	20.5	39	104	.375	2	18	.111	41	63	.651	16	57	73	2.6	61	0	87	57	4	22	121	4.3
2015-16	14-0	239	17.1	8	26	.308	3	6	.500	26	36	.722	7	24	31	2.2	19	0	23	16	4	10	45	3.2
Totals	42-0	812	19.3	47	130	.362	5	24	.208	67	99	.677	23	81	104	2.5	80	0	110	73	8	32	166	4.0

CAREER SEC STATISTICS

Season	GP-GS	Min	Avg	FG	FGA	Pct	3FG	3FGA	Pct	FT	FTA	Pct	Off	Def	Tot	Avg	PF	FO	Ast	TO	Blk	Stl	Pts	Avg
2015	13-0	253	19.5	16	49	.327	1	11	.091	16	25	.640	5	17	22	1.7	31	0	34	24	2	10	49	3.8
2016	2-0	44	22.0	3	6	.500	1	1	1.000	10	12	.833	1	3	4	2.0	5	0	3	1	1	1	17	8.5
Totals	15-0	297	19.8	19	55	.345	2	12	.167	26	37	.703	6	20	26	1.7	36	0	37	25	3	11	66	4.4



#5 TEMARCUS BLANTON

R-FRESHMAN | GUARD | 6'5" | 215 | HS

LOCUST GROVE, GA./LUELLA

SEASON NOTABLES

- Returns after suffering a season-ending hip injury which required surgery during the 2014-15 preseason
- Scored seven points in just six minutes in exhibition vs. Allen
- Played seven minutes against Western Carolina, recording his first two career field goal attempts and a steal
- Scored his first career points in the win over USF, playing six minutes against the Bulls
- Hit both attempts from 3 against Drexel, his first made field goals at Carolina

BLANTON'S SEASON HIGHS

Points

6, vs. Drexel (Dec. 15, 2015)

Field Goals

2, vs. Drexel (Dec. 15, 2015)

Field Goal Attempts

2, 3x, last vs. Francis Marion (Dec. 30, 2015)

3-Point Field Goals

2, vs. Drexel (Dec. 15, 2015)

3-Point Field Goal Attempts

2, vs. Drexel (Dec. 15, 2015)

Free Throws

2, twice, last vs. Francis Marion (Dec. 30, 2015)

Free Throw Attempts

2, twice, last vs. Francis Marion (Dec. 30, 2015)

Rebounds

3, vs. Francis Marion (Dec. 30, 2015)

Assists

1, twice, last vs. Western Carolina (Nov. 30, 2015)

Blocks

-

Steals

1, twice, last vs. USF (Dec. 5, 2015)

Minutes Played

7, vs. Western Carolina (Nov. 30, 2015)

2015-16

Opponent	Date	GS	Min	FG-FGA	Pct	3FG-FGA	Pct	FT-FTA	Pct	Off	Def	Tot	Avg	PF	FO	A	TO	Blk	Stl	Pts	Avg
Norfolk State	11/14/15	1	0-0	.000	0-0	.000	0-0	.000	0	0	0	0.0	1	0	1	0	0	0	0	0	0.0
Oral Roberts	11/16/15	1	0-0	.000	0-0	.000	0-0	.000	0	0	0	0.0	1	0	0	0	0	0	0	0	0.0
vs. DePaul	11/20/15	-	-	-	-	-	-	-	-DNP - Coach's Decision	-	-	-	-	-	-	-	-	-	-	-	-
vs. Hofstra	11/22/15	-	-	-	-	-	-	-	-DNP - Coach's Decision	-	-	-	-	-	-	-	-	-	-	-	-
vs. Tulsa	11/23/15	-	-	-	-	-	-	-	-DNP - Coach's Decision	-	-	-	-	-	-	-	-	-	-	-	-
Lipscomb	11/27/15	5	0-0	.000	0-0	.000	0-0	.000	0	0	0	0.0	1	0	0	1	0	0	0	0	0.0
Western Carolina	11/30/15	7	0-2	.000	0-0	.000	0-0	.000	0	0	0	0.0	0	0	1	0	0	0	1	0	0.0
USF	12/5/15	6	0-1	.000	0-0	.000	2-2	1.000	0	1	1	0.2	0	0	0	0	0	0	1	2	0.4
Drexel	12/15/15	3	2-2	1.000	2-2	1.000	0-0	.000	0	1	1	0.3	0	0	0	0	0	0	0	6	1.3
at Clemson	12/18/15	-	-	-	-	-	-	-	-DNP - Coach's Decision	-	-	-	-	-	-	-	-	-	-	-	-
vs. St. John's	12/22/15	-	-	-	-	-	-	-	-DNP - Coach's Decision	-	-	-	-	-	-	-	-	-	-	-	-
Francis Marion	12/30/15	6	0-2	.000	0-1	.000	2-2	1.000	2	1	3	0.7	1	0	0	0	0	0	0	2	1.4
Memphis	1/2/16	-	-	-	-	-	-	-	-DNP - Coach's Decision	-	-	-	-	-	-	-	-	-	-	-	-
at Auburn	1/5/16	-	-	-	-	-	-	-	-DNP - Coach's Decision	-	-	-	-	-	-	-	-	-	-	-	-
Vanderbilt	1/9/16	-	-	-	-	-	-	-	-DNP - Coach's Decision	-	-	-	-	-	-	-	-	-	-	-	-
at Alabama	1/13/16	-	-	-	-	-	-	-	-	-	-	-	-	-	-	-	-	-	-	-	-
Missouri	1/16/16	-	-	-	-	-	-	-	-	-	-	-	-	-	-	-	-	-	-	-	-
at Ole Miss	1/19/16	-	-	-	-	-	-	-	-	-	-	-	-	-	-	-	-	-	-	-	-
at Tennessee	1/23/16	-	-	-	-	-	-	-	-	-	-	-	-	-	-	-	-	-	-	-	-
Mississippi State	1/26/16	-	-	-	-	-	-	-	-	-	-	-	-	-	-	-	-	-	-	-	-
Alabama	1/30/16	-	-	-	-	-	-	-	-	-	-	-	-	-	-	-	-	-	-	-	-
at Georgia	2/2/16	-	-	-	-	-	-	-	-	-	-	-	-	-	-	-	-	-	-	-	-
Texas A&M	2/6/16	-	-	-	-	-	-	-	-	-	-	-	-	-	-	-	-	-	-	-	-
LSU	2/10/16	-	-	-	-	-	-	-	-	-	-	-	-	-	-	-	-	-	-	-	-
Kentucky	2/13/16	-	-	-	-	-	-	-	-	-	-	-	-	-	-	-	-	-	-	-	-
at Missouri	2/16/16	-	-	-	-	-	-	-	-	-	-	-	-	-	-	-	-	-	-	-	-
Florida	2/20/16	-	-	-	-	-	-	-	-	-	-	-	-	-	-	-	-	-	-	-	-
Tennessee	2/24/16	-	-	-	-	-	-	-	-	-	-	-	-	-	-	-	-	-	-	-	-
at Mississippi State	2/27/16	-	-	-	-	-	-	-	-	-	-	-	-	-	-	-	-	-	-	-	-
Georgia	3/3/16	-	-	-	-	-	-	-	-	-	-	-	-	-	-	-	-	-	-	-	-
at Arkansas	3/5/16	-	-	-	-	-	-	-	-	-	-	-	-	-	-	-	-	-	-	-	-

CAREER STATISTICS

Season	GP-GS	Min	Avg	FG	FGA	Pct	3FG	3FGA	Pct	FT	FTA	Pct	Off	Def	Tot	Avg	PF	FO	Ast	TO	Blk	Stl	Pts	Avg
2015-16	7-0	29	4.1	2	7	.286	2	4	.500	4	4	1.000	2	3	5	0.7	4	0	2	1	0	2	10	1.4

CAREER SEC STATISTICS

Season	GP-GS	Min	Avg	FG	FGA	Pct	3FG	3FGA	Pct	FT	FTA	Pct	Off	Def	Tot	Avg	PF	FO	Ast	TO	Blk	Stl	Pts	Avg
2016	-	-	-	-	-	-	-	-	-	-	-	-	-	-	-	-	-	-	-	-	-	-	-	-



#23 ERIC COBB

FRESHMAN | FORWARD | 6'9" | 296 | HS

JACKSONVILLE, FLA./ST. FRANCIS ACADEMY (BALTIMORE)

SEASON NOTABLES

- Noted as a true post player who has the ability to play with his back to the basket
- 4-star prospect by several outlets
- Led the team with 14 rebounds, while adding eight points in exhibition vs. Allen
- Saw action vs. Norfolk State, scored two points
- Earned extended playing time with an efficient day against Oral Roberts, with six points and three rebounds in 12 minutes
- Saw action vs. DePaul, collecting three rebounds
- Hit a pair of field goals in a win over Western Carolina
- Pulled down a season-best four rebounds against Drexel
- Provided a big boost off the bench vs. Clemson, with four points and a new season-high of five rebounds
- Played a season-high 16 minutes with seven rebounds against Francis Marion

COBB'S SEASON HIGHS

Points

6, vs. Oral Roberts (Nov. 16, 2015)

Field Goals

3, vs. Oral Roberts (Nov. 16, 2015)

Field Goal Attempts

4, vs. Western Carolina (Nov. 30, 2015)

3-Point Field Goals

-

3-Point Field Goal Attempts

-

Free Throws

-

Free Throw Attempts

2, vs. Western Carolina (Nov. 30, 2015)

Rebounds

7, vs. Francis Marion (Dec. 30, 2015)

Assists

2, vs. Francis Marion (Dec. 30, 2015)

Blocks

1, twice, last vs. Francis Marion (Dec. 30, 2015)

Steals

1, vs. Norfolk State (Nov. 14, 2015)

Minutes Played

16, vs. Francis Marion (Dec. 30, 2015)

2015-16

Opponent	Date	GS	Min	FG-FGA	Pct	3FG-FGA	Pct	FT-FTA	Pct	Off	Def	Tot	Avg	PF	FO	A	TO	Blk	Stl	Pts	Avg
Norfolk State	11/14/15	8	1-1	1.000	0-0	.000	0-1	.000	0	1	1	1.0	2	0	0	1	0	1	2	2.0	
Oral Roberts	11/16/15	12	3-3	1.000	0-0	.000	0-0	.000	2	1	3	2.0	1	0	0	1	0	0	8	5.0	
vs. DePaul	11/20/15	11	0-0	.000	0-0	.000	0-0	.000	0	3	3	2.3	0	0	0	0	0	0	0	0	2.7
vs. Hofstra	11/22/15	4	1-2	.500	0-0	.000	0-0	.000	0	0	0	1.8	1	0	0	0	0	0	2	2.5	
vs. Tulsa	11/23/15	9	1-2	.500	0-0	.000	0-0	.000	0	3	3	2.0	4	0	0	2	0	0	2	2.4	
Lipscomb	11/27/15	2	0-0	.000	0-0	.000	0-0	.000	0	1	1	1.8	0	0	0	0	0	0	0	0	2.0
Western Carolina	11/30/15	10	2-4	.500	0-0	.000	0-2	.000	1	0	1	1.7	0	0	0	1	0	0	4	2.3	
USF	12/5/15	8	0-0	.000	0-0	.000	0-0	.000	0	1	1	1.6	1	0	1	1	0	0	0	0	2.0
Drexel	12/15/15	12	0-1	.000	0-0	.000	0-0	.000	0	4	4	1.9	2	0	0	1	1	0	0	1.8	
at Clemson	12/18/15	11	2-2	1.000	0-0	.000	0-0	.000	2	3	5	2.2	2	0	0	1	0	0	4	1.9	
vs. St. John's	12/22/15	6	0-0	.000	0-0	.000	0-0	.000	1	2	3	2.3	2	0	0	1	0	0	0	1.8	
Francis Marion	12/30/15	16	1-1	1.000	0-0	.000	0-7	.000	4	3	7	2.7	0	0	2	2	1	0	2	1.8	
Memphis	1/2/16	3	0-0	.000	0-0	.000	0-0	.000	0	0	0	2.5	2	0	0	0	0	0	0	1.7	
at Auburn	1/5/16	-	-	-	-	-	-	-	-	-	-	-	-	-	-	-	-	-	-	-	
Vanderbilt	1/9/16	4	0-0	.000	0-0	.000	0-0	.000	0	3	3	2.5	0	0	0	0	0	0	0	0	1.6
at Alabama	1/13/16																				
Missouri	1/16/16																				
at Ole Miss	1/19/16																				
at Tennessee	1/23/16																				
Mississippi State	1/26/16																				
Alabama	1/30/16																				
at Georgia	2/2/16																				
Texas A&M	2/6/16																				
LSU	2/10/16																				
Kentucky	2/13/16																				
at Missouri	2/16/16																				
Florida	2/20/16																				
Tennessee	2/24/16																				
at Mississippi State	2/27/16																				
Georgia	3/3/16																				
at Arkansas	3/5/16																				

CAREER STATISTICS

Season	GP-GS	Min	Avg	FG	FGA	Pct	3FG	3FGA	Pct	FT	FTA	Pct	Off	Def	Tot	Avg	PF	FO	Ast	TO	Blk	Stl	Pts	Avg
2015-16	14-0	116	8.3	11	16	.688	0	0	.000	0	10	.000	10	25	35	2.5	20	0	3	11	2	1	22	1.6

CAREER SEC STATISTICS

Season	GP-GS	Min	Avg	FG	FGA	Pct	3FG	3FGA	Pct	FT	FTA	Pct	Off	Def	Tot	Avg	PF	FO	Ast	TO	Blk	Stl	Pts	Avg
2016	1-0	4	4.0	0	0	.000	0	0	.000	0	0	.000	0	3	3	3.0	0	0	0	0	0	0	0	0.0



#2 RAYMOND DOBY

FRESHMAN | FORWARD | 6'6" | 233 | HS

CAHOKIA, ILL./MONTROSE CHRISTIAN SCHOOL

SEASON NOTABLES

- 3-star prospect who will provide size and athleticism in the front court
- Collected one steal and one rebound in exhibition vs. Allen
- Played four minutes against Western Carolina, recording his first career block
- Played three minutes vs. Drexel
- Scored eight points with four rebounds in just seven minutes of playing time vs. Francis Marion

DOBY'S SEASON HIGHS

Points

8, vs. Francis Marion (Dec. 30, 2015)

Field Goals

2, vs. Francis Marion (Dec. 30, 2015)

Field Goal Attempts

5, vs. Francis Marion (Dec. 30, 2015)

3-Point Field Goals

-

3-Point Field Goal Attempts

-

Free Throws

4, vs. Francis Marion (Dec. 30, 2015)

Free Throw Attempts

8, vs. Francis Marion (Dec. 30, 2015)

Rebounds

4, vs. Francis Marion (Dec. 30, 2015)

Assists

-

Blocks

1, vs. Western Carolina (Nov. 30, 2015)

Steals

-

Minutes Played

7, vs. Francis Marion (Dec. 30, 2015)

2015-16

Opponent	Date	GS	Min	FG-FGA	Pct	3FG-FGA	Pct	FT-FTA	Pct	Off	Def	Tot	Avg	PF	FO	A	TO	Blk	Stl	Pts	Avg
Norfolk State	11/14/15	-	-	-	-	-	-	-	-	-DNP - Coach's Decision	-	-	-	-	-	-	-	-	-	-	-
Oral Roberts	11/16/15	1	0-0	.000	0-0	.000	0-0	.000	0	0	0	0.0	1	0	0	0	0	0	0	0	0.0
vs. DePaul	11/20/15	1	0-0	.000	0-0	.000	0-0	.000	0	0	0	0.0	3	0	0	0	0	0	0	0	0.0
vs. Hofstra	11/22/15	-	-	-	-	-	-	-	-	-DNP - Coach's Decision	-	-	-	-	-	-	-	-	-	-	-
vs. Tulsa	11/23/15	-	-	-	-	-	-	-	-	-DNP - Coach's Decision	-	-	-	-	-	-	-	-	-	-	-
Lipscomb	11/27/15	2	0-1	.000	0-0	.000	0-0	.000	0	1	1	0.3	0	0	0	0	0	0	0	0	0.0
Western Carolina	11/30/15	4	0-0	.000	0-0	.000	0-0	.000	0	0	0	0.3	0	0	0	0	0	1	0	0	0.0
USF	12/5/15	-	-	-	-	-	-	-	-	-DNP - Back Spasms-	-	-	-	-	-	-	-	-	-	-	-
Drexel	12/15/15	3	0-0	.000	0-0	.000	0-0	.000	0	0	0	0.2	0	0	0	1	0	0	0	0	0.0
at Clemson	12/18/15	-	-	-	-	-	-	-	-	-DNP - Coach's Decision	-	-	-	-	-	-	-	-	-	-	-
vs. St. John's	12/22/15	-	-	-	-	-	-	-	-	-DNP - Coach's Decision	-	-	-	-	-	-	-	-	-	-	-
Francis Marion	12/30/15	7	2-5	.400	0-0	.000	4-8	.500	3	1	4	0.8	0	0	0	0	0	0	0	8	1.3
Memphis	1/2/16	-	-	-	-	-	-	-	-	-DNP - Coach's Decision	-	-	-	-	-	-	-	-	-	-	-
at Auburn	1/5/16	-	-	-	-	-	-	-	-	-DNP - Coach's Decision	-	-	-	-	-	-	-	-	-	-	-
Vanderbilt	1/9/16	-	-	-	-	-	-	-	-	-DNP - Coach's Decision	-	-	-	-	-	-	-	-	-	-	-
at Alabama	1/13/16	-	-	-	-	-	-	-	-	-	-	-	-	-	-	-	-	-	-	-	-
Missouri	1/16/16	-	-	-	-	-	-	-	-	-	-	-	-	-	-	-	-	-	-	-	-
at Ole Miss	1/19/16	-	-	-	-	-	-	-	-	-	-	-	-	-	-	-	-	-	-	-	-
at Tennessee	1/23/16	-	-	-	-	-	-	-	-	-	-	-	-	-	-	-	-	-	-	-	-
Mississippi State	1/26/16	-	-	-	-	-	-	-	-	-	-	-	-	-	-	-	-	-	-	-	-
Alabama	1/30/16	-	-	-	-	-	-	-	-	-	-	-	-	-	-	-	-	-	-	-	-
at Georgia	2/2/16	-	-	-	-	-	-	-	-	-	-	-	-	-	-	-	-	-	-	-	-
Texas A&M	2/6/16	-	-	-	-	-	-	-	-	-	-	-	-	-	-	-	-	-	-	-	-
LSU	2/10/16	-	-	-	-	-	-	-	-	-	-	-	-	-	-	-	-	-	-	-	-
Kentucky	2/13/16	-	-	-	-	-	-	-	-	-	-	-	-	-	-	-	-	-	-	-	-
at Missouri	2/16/16	-	-	-	-	-	-	-	-	-	-	-	-	-	-	-	-	-	-	-	-
Florida	2/20/16	-	-	-	-	-	-	-	-	-	-	-	-	-	-	-	-	-	-	-	-
Tennessee	2/24/16	-	-	-	-	-	-	-	-	-	-	-	-	-	-	-	-	-	-	-	-
at Mississippi State	2/27/16	-	-	-	-	-	-	-	-	-	-	-	-	-	-	-	-	-	-	-	-
Georgia	3/3/16	-	-	-	-	-	-	-	-	-	-	-	-	-	-	-	-	-	-	-	-
at Arkansas	3/5/16	-	-	-	-	-	-	-	-	-	-	-	-	-	-	-	-	-	-	-	-

CAREER STATISTICS

Season	GP-GS	Min	Avg	FG	FGA	Pct	3FG	3FGA	Pct	FT	FTA	Pct	Off	Def	Tot	Avg	PF	FO	Ast	TO	Blk	Stl	Pts	Avg
2015-16	6-0	18	3.0	2	6	.333	0	0	.000	4	8	.500	3	2	5	0.8	4	0	0	2	1	0	8	1.3

CAREER SEC STATISTICS

Season	GP-GS	Min	Avg	FG	FGA	Pct	3FG	3FGA	Pct	FT	FTA	Pct	Off	Def	Tot	Avg	PF	FO	Ast	TO	Blk	Stl	Pts	Avg
2016	-	-	-	-	-	-	-	-	-	-	-	-	-	-	-	-	-	-	-	-	-	-	-	-



#15 PJ DOZIER

FRESHMAN | GUARD | 6'6" | 200 | HS

COLUMBIA, S.C./SPRING VALLEY

SEASON NOTABLES

- Highly-touted recruit and noted as one of the top point guards in the nation in his class
- Rated as the No. 19 overall prospect by ESPN.com
- 2015 McDonald's All-American and 2014-15 Gatorade Player of the Year in the State of South Carolina
- Dished four assists with two steals, seven points and seven rebounds in exhibition vs. Allen
- Earned the start in first-career game vs. Norfolk State, scored seven points with three assists, four rebounds and three steals in 21 minutes
- Seven points, with two rebounds and two steals in win vs. DePaul
- Best game of the season to date with 12 points and nine rebounds in 26 minutes vs. Hofstra
- Eight points with four assists in Paradise Jam Championship vs. Tulsa
- Scored 11 points and dished a season high five assists with six rebounds and a pair of steals vs. Lipscomb
- Picked up four steals to go with 12 points in 26 minutes against USF
- Led the team with 16 points, ten coming from the free throw line, in 24 minutes of action vs. Drexel
- Had his most efficient night of shooting as a Gamecock, scoring 13 points on 5-of-8 shooting vs. Clemson

DOZIER'S SEASON HIGHS

Points

16, vs. Drexel (Dec. 15, 2015)

Field Goals

5, 3x, last at Clemson (Dec. 18, 2015)

Field Goal Attempts

12, vs. USF (Dec. 5, 2015)

3-Point Field Goals

2, vs. Hofstra (Nov. 22, 2015)

3-Point Field Goal Attempts

4, twice, last vs. Francis Marion (Dec. 30, 2015)

Free Throws

10, vs. Drexel (Dec. 15, 2015)

Free Throw Attempts

16, vs. Drexel (Dec. 15, 2015)

Rebounds

9, vs. Hofstra (Nov. 22, 2015)

Assists

5, twice, last at Auburn (Jan. 5, 2016)

Blocks

2, vs. Oral Roberts (Nov. 16, 2015)

Steals

5, vs. Francis Marion (Dec. 30, 2015)

Minutes Played

27, at Clemson (Dec. 18, 2015)

2015-16

Opponent	Date	GS	Min	FG-FGA	Pct	3FG-FGA	Pct	FT-FTA	Pct	Off	Def	Tot	Avg	PF	FO	A	TO	Blk	Stl	Pts	Avg
Norfolk State	11/14/15	*	21	3-7	.428	1-2	.500	0-2	.000	1	3	4	4.0	3	0	3	1	0	3	7	7.0
Oral Roberts	11/16/15	*	12	0-3	.000	0-1	.000	0-0	.000	0	2	2	3.0	2	0	2	1	2	1	0	3.5
vs. DePaul	11/20/15	*	14	3-6	.500	0-0	.000	1-2	.500	1	1	2	2.7	2	0	0	2	0	2	7	4.7
vs. Hofstra	11/22/15	*	26	5-10	.500	2-2	1.000	0-1	.000	4	5	9	4.3	3	0	2	3	0	0	12	6.5
vs. Tulsa	11/23/15	*	17	3-6	.500	2-4	.500	0-0	.000	0	4	4	4.2	4	0	4	2	1	0	8	6.8
Lipscomb	11/27/15	*	23	5-11	.454	1-3	.333	0-2	.000	2	4	6	4.5	2	0	5	4	1	2	11	7.5
Western Carolina	11/30/15	*	12	0-3	.000	0-1	.000	0-0	.000	1	2	3	4.3	3	0	0	2	0	0	0	6.4
USF	12/5/15	*	26	4-12	.333	0-1	.000	4-6	.667	0	1	1	3.9	2	0	2	2	1	4	12	7.1
Drexel	12/15/15	*	24	3-6	.500	0-0	.000	10-16	.625	0	4	4	3.9	0	0	3	1	0	0	16	8.1
at Clemson	12/18/15	*	27	5-8	.625	1-1	1.000	2-3	.667	1	5	6	4.1	2	0	1	2	0	1	13	8.6
vs. St. John's	12/22/15	*	24	3-11	.273	0-1	.000	0-0	.000	0	3	3	4.0	2	0	1	3	1	2	6	8.4
Francis Marion	12/30/15	*	22	3-8	.375	0-4	.000	0-0	.000	0	1	1	3.8	3	0	1	2	1	5	6	8.2
Memphis	1/2/16	*	15	3-7	.429	0-1	.000	1-3	.333	0	2	2	3.6	3	0	0	2	0	0	7	8.1
at Auburn	1/5/16	*	15	2-5	.400	0-2	.000	0-0	.000	2	2	4	3.6	0	0	5	6	0	1	4	7.8
Vanderbilt	1/9/16	*	21	4-9	.444	0-0	.000	1-2	.500	0	3	3	3.6	3	0	0	3	0	0	9	7.9
at Alabama	1/13/16																				
Missouri	1/16/16																				
at Ole Miss	1/19/16																				
at Tennessee	1/23/16																				
Mississippi State	1/26/16																				
Alabama	1/30/16																				
at Georgia	2/2/16																				
Texas A&M	2/6/16																				
LSU	2/10/16																				
Kentucky	2/13/16																				
at Missouri	2/16/16																				
Florida	2/20/16																				
Tennessee	2/24/16																				
at Mississippi State	2/27/16																				
Georgia	3/3/16																				
at Arkansas	3/5/16																				

CAREER STATISTICS

Season	GP-GS	Min	Avg	FG	FGA	Pct	3FG	3FGA	Pct	FT	FTA	Pct	Off	Def	Tot	Avg	PF	FO	Ast	TO	Blk	Stl	Pts	Avg
2015-16	15-15	299	19.9	46	112	.411	7	23	.304	19	37	.514	12	42	54	3.6	34	0	29	36	7	21	118	7.9

CAREER SEC STATISTICS

Season	GP-GS	Min	Avg	FG	FGA	Pct	3FG	3FGA	Pct	FT	FTA	Pct	Off	Def	Tot	Avg	PF	FO	Ast	TO	Blk	Stl	Pts	Avg
2016	2-2	36	18.0	6	14	.429	0	2	.000	1	2	.500	2	5	7	3.5	3	0	5	9	0	1	13	6.5



#4 JAMALL GREGORY

FRESHMAN | GUARD | 6'2" | 202 | HS

WASHINGTON, D.C./COOLIDGE

SEASON NOTABLES

- Very athletic guard who averaged 21 points per game during his senior season of high school
- Dished three assists in exhibition win vs. Allen
- Showed off his leaping ability to score his first points as a Gamecock, adding a pair of rebounds in a win over Western Carolina
- Played three minutes vs. Drexel, hitting a free throw and passing out his first collegiate assist
- Scored six points with three rebounds and three assists against Francis Marion
- Played three minutes in the first half of the team's win over Memphis, hitting his lone field goal attempt

GREGORY'S SEASON HIGHS

Points

6, vs. Francis Marion (Dec. 30, 2015)

Field Goals

2, vs. Francis Marion (Dec. 30, 2015)

Field Goal Attempts

6, vs. Francis Marion (Dec. 30, 2015)

3-Point Field Goals

1, vs. Francis Marion (Dec. 30, 2015)

3-Point Field Goal Attempts

4, vs. Francis Marion (Dec. 30, 2015)

Free Throws

1, twice, last vs. Francis Marion (Dec. 30, 2015)

Free Throw Attempts

2, twice, last vs. Francis Marion (Dec. 30, 2015)

Rebounds

3, vs. Francis Marion (Dec. 30, 2015)

Assists

3, vs. Francis Marion (Dec. 30, 2015)

Blocks

-

Steals

1, twice, last vs. Francis Marion (Dec. 30, 2015)

Minutes Played

14, vs. Francis Marion (Dec. 30, 2015)

2015-16


Opponent	Date	GS	Min	FG-FGA	Pct	3FG-FGA	Pct	FT-FTA	Pct	Off	Def	Tot	Avg	PF	FO	A	TO	Blk	Stl	Pts	Avg
Norfolk State	11/14/15	-	-	-	-	-	-	-	-	-DNP - Coach's Decision	-	-	-	-	-	-	-	-	-	-	-
Oral Roberts	11/16/15	1	0-0	.000	0-0	.000	0-0	.000	0	1	1	1.0	0	0	0	0	0	0	0	0	0.0
vs. DePaul	11/20/15	1	0-0	.000	0-0	.000	0-0	.000	0	0	0	0.5	0	0	0	0	0	0	0	0	0.0
vs. Hofstra	11/22/15	-	-	-	-	-	-	-	-	-DNP - Coach's Decision	-	-	-	-	-	-	-	-	-	-	-
vs. Tulsa	11/23/15	-	-	-	-	-	-	-	-	-DNP - Coach's Decision	-	-	-	-	-	-	-	-	-	-	-
Lipscomb	11/27/15	2	0-0	.000	0-0	.000	0-0	.000	0	0	0	0.3	1	0	0	1	0	0	0	0	0.0
Western Carolina	11/30/15	7	1-2	.500	0-0	.000	0-0	.000	1	1	2	0.8	0	0	0	2	0	0	2	0	0.5
USF	12/5/15	-	-	-	-	-	-	-	-	-	-	-	-	-	-	-	-	-	-	-	-
Drexel	12/15/15	3	0-0	.000	0-0	.00	1-2	.500	0	1	1	0.6	0	0	1	0	0	1	1	0.6	
at Clemson	12/18/15	-	-	-	-	-	-	-	-	-DNP - Coach's Decision	-	-	-	-	-	-	-	-	-	-	-
vs. St. John's	12/22/15	-	-	-	-	-	-	-	-	-DNP - Coach's Decision	-	-	-	-	-	-	-	-	-	-	-
Francis Marion	12/30/15	14	2-6	.333	1-4	.250	1-2	.500	1	2	3	1.0	1	0	3	0	0	1	6	1.5	
Memphis	1/2/16	3	1-1	1.000	0-0	.000	0-0	.000	0	1	1	1.0	2	0	0	0	0	0	2	1.6	
at Auburn	1/5/16	-	-	-	-	-	-	-	-	-DNP - Coach's Decision	-	-	-	-	-	-	-	-	-	-	-
Vanderbilt	1/9/16	-	-	-	-	-	-	-	-	-DNP - Coach's Decision	-	-	-	-	-	-	-	-	-	-	-
at Alabama	1/13/16	-	-	-	-	-	-	-	-	-	-	-	-	-	-	-	-	-	-	-	-
Missouri	1/16/16	-	-	-	-	-	-	-	-	-	-	-	-	-	-	-	-	-	-	-	-
at Ole Miss	1/19/16	-	-	-	-	-	-	-	-	-	-	-	-	-	-	-	-	-	-	-	-
at Tennessee	1/23/16	-	-	-	-	-	-	-	-	-	-	-	-	-	-	-	-	-	-	-	-
Mississippi State	1/26/16	-	-	-	-	-	-	-	-	-	-	-	-	-	-	-	-	-	-	-	-
Alabama	1/30/16	-	-	-	-	-	-	-	-	-	-	-	-	-	-	-	-	-	-	-	-
at Georgia	2/2/16	-	-	-	-	-	-	-	-	-	-	-	-	-	-	-	-	-	-	-	-
Texas A&M	2/6/16	-	-	-	-	-	-	-	-	-	-	-	-	-	-	-	-	-	-	-	-
LSU	2/10/16	-	-	-	-	-	-	-	-	-	-	-	-	-	-	-	-	-	-	-	-
Kentucky	2/13/16	-	-	-	-	-	-	-	-	-	-	-	-	-	-	-	-	-	-	-	-
at Missouri	2/16/16	-	-	-	-	-	-	-	-	-	-	-	-	-	-	-	-	-	-	-	-
Florida	2/20/16	-	-	-	-	-	-	-	-	-	-	-	-	-	-	-	-	-	-	-	-
Tennessee	2/24/16	-	-	-	-	-	-	-	-	-	-	-	-	-	-	-	-	-	-	-	-
at Mississippi State	2/27/16	-	-	-	-	-	-	-	-	-	-	-	-	-	-	-	-	-	-	-	-
Georgia	3/3/16	-	-	-	-	-	-	-	-	-	-	-	-	-	-	-	-	-	-	-	-
at Arkansas	3/5/16	-	-	-	-	-	-	-	-	-	-	-	-	-	-	-	-	-	-	-	-

CAREER STATISTICS

Season	GP-GS	Min	Avg	FG	FGA	Pct	3FG	3FGA	Pct	FT	FTA	Pct	Off	Def	Tot	Avg	PF	FO	Ast	TO	Blk	Stl	Pts	Avg
2015-16	7-0	31	4.4	4	9	.444	1	4	.250	2	4	.500	2	5	7	1.0	3	0	4	2	0	2	11	1.6

CAREER SEC STATISTICS

Season	GP-GS	Min	Avg	FG	FGA	Pct	3FG	3FGA	Pct	FT	FTA	Pct	Off	Def	Tot	Avg	PF	FO	Ast	TO	Blk	Stl	Pts	Avg
2016	-	-	-	-	-	-	-	-	-	-	-	-	-	-	-	-	-	-	-	-	-	-	-	-



#31 JARRELL HOLLIMAN

R-SOPHOMORE | FORWARD | 6'7" | 200 | HS

ALPHARETTA, GA./ALPHARETTA/ELMHURST COLLEGE

SEASON NOTABLES

- Walk-on transfer from Elmhurst College
- Saw action in two games at Elmhurst
- Scored two points and collected one steal in exhibition vs. Allen
- Played two minutes against Western Carolina
- Saw time in the team's win over Francis Marion

HOLLIMAN'S SEASON HIGHS

Points

-

Field Goals

-

Field Goal Attempts

-

3-Point Field Goals

-

3-Point Field Goal Attempts

-

Free Throws

-

Free Throw Attempts

-

Rebounds

-

Assists

-

Blocks

-

Steals

-

Minutes Played

2, twice, last vs. Francis Marion (Dec. 30, 2015)

2015-16

Opponent	Date	GS	Min	FG-FGA	Pct	3FG-FGA	Pct	FT-FTA	Pct	Off	Def	Tot	Avg	PF	FO	A	TO	Blk	Stl	Pts	Avg
Norfolk State	11/14/15	-	-	-	-	-	-	-	-	-DNP - Coach's Decision	-	-	-	-	-	-	-	-	-	-	-
Oral Roberts	11/16/15	1	0-0	.000	0-0	.000	0-0	.000	0-0	0	0	0	0.0	0	0	0	0	0	0	0	0.0
vs. DePaul	11/20/15	-	-	-	-	-	-	-	-	-DNP - Coach's Decision	-	-	-	-	-	-	-	-	-	-	-
vs. Hofstra	11/22/15	-	-	-	-	-	-	-	-	-DNP - Coach's Decision	-	-	-	-	-	-	-	-	-	-	-
vs. Tulsa	11/23/15	-	-	-	-	-	-	-	-	-DNP - Coach's Decision	-	-	-	-	-	-	-	-	-	-	-
Lipscomb	11/27/15	-	-	-	-	-	-	-	-	-DNP - Coach's Decision	-	-	-	-	-	-	-	-	-	-	-
Western Carolina	11/30/15	2	0-0	.000	0-0	.000	0-0	.000	0-0	0	0	0	0.0	0	0	0	1	0	0	0	0.0
USF	12/5/15	-	-	-	-	-	-	-	-	-DNP - Coach's Decision	-	-	-	-	-	-	-	-	-	-	-
Drexel	12/15/15	-	-	-	-	-	-	-	-	-DNP - Coach's Decision	-	-	-	-	-	-	-	-	-	-	-
at Clemson	12/18/15	-	-	-	-	-	-	-	-	-DNP - Coach's Decision	-	-	-	-	-	-	-	-	-	-	-
vs. St. John's	12/22/15	-	-	-	-	-	-	-	-	-DNP - Coach's Decision	-	-	-	-	-	-	-	-	-	-	-
Francis Marion	12/30/15	2	0-0	.000	0-0	.000	0-0	.000	0-0	0	0	0	0.0	0	0	0	0	0	0	0	0.0
Memphis	1/2/16	-	-	-	-	-	-	-	-	-DNP - Coach's Decision	-	-	-	-	-	-	-	-	-	-	-
at Auburn	1/5/16	-	-	-	-	-	-	-	-	-DNP - Coach's Decision	-	-	-	-	-	-	-	-	-	-	-
Vanderbilt	1/9/16	-	-	-	-	-	-	-	-	-DNP - Coach's Decision	-	-	-	-	-	-	-	-	-	-	-
at Alabama	1/13/16	-	-	-	-	-	-	-	-	-	-	-	-	-	-	-	-	-	-	-	-
Missouri	1/16/16	-	-	-	-	-	-	-	-	-	-	-	-	-	-	-	-	-	-	-	-
at Ole Miss	1/19/16	-	-	-	-	-	-	-	-	-	-	-	-	-	-	-	-	-	-	-	-
at Tennessee	1/23/16	-	-	-	-	-	-	-	-	-	-	-	-	-	-	-	-	-	-	-	-
Mississippi State	1/26/16	-	-	-	-	-	-	-	-	-	-	-	-	-	-	-	-	-	-	-	-
Alabama	1/30/16	-	-	-	-	-	-	-	-	-	-	-	-	-	-	-	-	-	-	-	-
at Georgia	2/2/16	-	-	-	-	-	-	-	-	-	-	-	-	-	-	-	-	-	-	-	-
Texas A&M	2/6/16	-	-	-	-	-	-	-	-	-	-	-	-	-	-	-	-	-	-	-	-
LSU	2/10/16	-	-	-	-	-	-	-	-	-	-	-	-	-	-	-	-	-	-	-	-
Kentucky	2/13/16	-	-	-	-	-	-	-	-	-	-	-	-	-	-	-	-	-	-	-	-
at Missouri	2/16/16	-	-	-	-	-	-	-	-	-	-	-	-	-	-	-	-	-	-	-	-
Florida	2/20/16	-	-	-	-	-	-	-	-	-	-	-	-	-	-	-	-	-	-	-	-
Tennessee	2/24/16	-	-	-	-	-	-	-	-	-	-	-	-	-	-	-	-	-	-	-	-
at Mississippi State	2/27/16	-	-	-	-	-	-	-	-	-	-	-	-	-	-	-	-	-	-	-	-
Georgia	3/3/16	-	-	-	-	-	-	-	-	-	-	-	-	-	-	-	-	-	-	-	-
at Arkansas	3/5/16	-	-	-	-	-	-	-	-	-	-	-	-	-	-	-	-	-	-	-	-

CAREER STATISTICS

Season	GP-GS	Min	Avg	FG	FGA	Pct	3FG	3FGA	Pct	FT	FTA	Pct	Off	Def	Tot	Avg	PF	FO	Ast	TO	Blk	Stl	Pts	Avg
2015-16	3-0	5	1.7	0	0	.000	0	0	.000	0	0	.000	0	0	0	0.0	0	0	0	1	0	0	0	0.0

CAREER SEC STATISTICS

Season	GP-GS	Min	Avg	FG	FGA	Pct	3FG	3FGA	Pct	FT	FTA	Pct	Off	Def	Tot	Avg	PF	FO	Ast	TO	Blk	Stl	Pts	Avg
2016	-	-	-	-	-	-	-	-	-	-	-	-	-	-	-	-	-	-	-	-	-	-	-	-



#21 JOHN RAGIN

FRESHMAN | GUARD | 6'2" | 177 | HS
EASTOVER, S.C./CARDINAL NEWMAN

SEASON NOTABLES

- Walk-on from Cardinal Newman High School in Columbia
- Named all-state, all-region, all-conference during his senior season of high school
- Collected two rebounds in exhibition vs. Allen
- Saw his first playing time of the regular season in a win over Western Carolina
- Played down the stretch against USF
- Scored his first collegiate points in the win over Francis Marion

RAGIN'S SEASON HIGHS

Points

2, vs. Francis Marion (Dec. 30, 2015)

Field Goals

1, vs. Francis Marion (Dec. 30, 2015)

Field Goal Attempts

1, 3x, last vs. Francis Marion (Dec. 30, 2015)

3-Point Field Goals

-

3-Point Field Goal Attempts

1, vs. USF (Dec. 5, 2015)

Free Throws

-

Free Throw Attempts

-

Rebounds

1, vs. Western Carolina (Nov. 30, 2015)

Assists

-

Blocks

-

Steals

-

Minutes Played

2, 3x, last vs. Francis Marion (Dec. 30, 2015)

2015-16

Opponent	Date	GS	Min	FG-FGA	Pct	3FG-FGA	Pct	FT-FTA	Pct	Off	Def	Tot	Avg	PF	FO	A	TO	Blk	Stl	Pts	Avg
Norfolk State	11/14/15	-	-	-	-	-	-	-	-	-	-	-	-	-	-	-	-	-	-	-	-
Oral Roberts	11/16/15	-	-	-	-	-	-	-	-	-	-	-	-	-	-	-	-	-	-	-	-
vs. DePaul	11/20/15	-	-	-	-	-	-	-	-	-	-	-	-	-	-	-	-	-	-	-	-
vs. Hofstra	11/22/15	-	-	-	-	-	-	-	-	-	-	-	-	-	-	-	-	-	-	-	-
vs. Tulsa	11/23/15	-	-	-	-	-	-	-	-	-	-	-	-	-	-	-	-	-	-	-	-
Lipscomb	11/27/15	-	-	-	-	-	-	-	-	-	-	-	-	-	-	-	-	-	-	-	-
Western Carolina	11/30/15	2	0-1	.000	0-0	.000	0-0	.000	0	1	1	1.0	0	0	0	0	0	0	0	0	0.0
USF	12/5/15	2	0-1	.000	0-1	.000	0-0	.000	0	0	0	0.5	0	0	0	0	0	0	0	0	0.0
Drexel	12/15/15	-	-	-	-	-	-	-	-	-	-	-	-	-	-	-	-	-	-	-	-
at Clemson	12/18/15	-	-	-	-	-	-	-	-	-	-	-	-	-	-	-	-	-	-	-	-
vs. St. John's	12/22/15	-	-	-	-	-	-	-	-	-	-	-	-	-	-	-	-	-	-	-	-
Francis Marion	12/30/15	2	1-1	1.000	0-0	.000	0-0	.000	0	0	0	0.3	0	0	0	0	0	0	0	2	0.7
Memphis	1/2/16	-	-	-	-	-	-	-	-	-	-	-	-	-	-	-	-	-	-	-	-
at Auburn	1/5/16	-	-	-	-	-	-	-	-	-	-	-	-	-	-	-	-	-	-	-	-
Vanderbilt	1/9/16	-	-	-	-	-	-	-	-	-	-	-	-	-	-	-	-	-	-	-	-
at Alabama	1/13/16	-	-	-	-	-	-	-	-	-	-	-	-	-	-	-	-	-	-	-	-
Missouri	1/16/16	-	-	-	-	-	-	-	-	-	-	-	-	-	-	-	-	-	-	-	-
at Ole Miss	1/19/16	-	-	-	-	-	-	-	-	-	-	-	-	-	-	-	-	-	-	-	-
at Tennessee	1/23/16	-	-	-	-	-	-	-	-	-	-	-	-	-	-	-	-	-	-	-	-
Mississippi State	1/26/16	-	-	-	-	-	-	-	-	-	-	-	-	-	-	-	-	-	-	-	-
Alabama	1/30/16	-	-	-	-	-	-	-	-	-	-	-	-	-	-	-	-	-	-	-	-
at Georgia	2/2/16	-	-	-	-	-	-	-	-	-	-	-	-	-	-	-	-	-	-	-	-
Texas A&M	2/6/16	-	-	-	-	-	-	-	-	-	-	-	-	-	-	-	-	-	-	-	-
LSU	2/10/16	-	-	-	-	-	-	-	-	-	-	-	-	-	-	-	-	-	-	-	-
Kentucky	2/13/16	-	-	-	-	-	-	-	-	-	-	-	-	-	-	-	-	-	-	-	-
at Missouri	2/16/16	-	-	-	-	-	-	-	-	-	-	-	-	-	-	-	-	-	-	-	-
Florida	2/20/16	-	-	-	-	-	-	-	-	-	-	-	-	-	-	-	-	-	-	-	-
Tennessee	2/24/16	-	-	-	-	-	-	-	-	-	-	-	-	-	-	-	-	-	-	-	-
at Mississippi State	2/27/16	-	-	-	-	-	-	-	-	-	-	-	-	-	-	-	-	-	-	-	-
Georgia	3/3/16	-	-	-	-	-	-	-	-	-	-	-	-	-	-	-	-	-	-	-	-
at Arkansas	3/5/16	-	-	-	-	-	-	-	-	-	-	-	-	-	-	-	-	-	-	-	-

CAREER STATISTICS

Season	GP-GS	Min	Avg	FG	FGA	Pct	3FG	3FGA	Pct	FT	FTA	Pct	Off	Def	Tot	Avg	PF	FO	Ast	TO	Blk	Stl	Pts	Avg
2015-16	3-0	6	2.0	1	3	.333	0	1	.000	0	0	.000	0	1	1	0.3	0	0	0	0	0	0	2	0.7

CAREER SEC STATISTICS

Season	GP-GS	Min	Avg	FG	FGA	Pct	3FG	3FGA	Pct	FT	FTA	Pct	Off	Def	Tot	Avg	PF	FO	Ast	TO	Blk	Stl	Pts	Avg
2016																								



#30 CHRIS SILVA

FRESHMAN | FORWARD | 6'9" | 220 | HS

LIBREVILLE, GABON/ROSELLE (N.J.)

SEASON NOTABLES

- Has only been playing organized basketball for a few years
- Native of Gabon, who played high school basketball in the United States
- Extremely athletic
- A four-star prospect by several outlets, including ESPN.com
- Earned the start in exhibition win vs. Allen, scoring seven points and pulling down 10 rebounds
- Scored 12 points and pulled down a game high nine rebounds, including five on the offensive glass, in first-career game vs. Norfolk State
- Scored four points, with one block and two rebounds vs. DePaul
- Scored 7 points with a 5-of-6 effort from the foul line in win vs. Hofstra
- Matched season high with 12 points off the bench vs. Lipscomb, also pulling down a team best seven rebounds and blocking two shots
- Pulled down 11 rebounds against Western Carolina, coming just one point shy of his first career double-double
- Blocked a season-high three shots and added four rebounds in 16 minutes against USF
- Played a season-high 30 minutes vs. Drexel, with a pair of highlight-reel blocks, nine points and seven rebounds
- Scored a season-high 13 points with six rebounds and three blocks in 19 minutes of action vs. Francis Marion
- Scored six points with seven rebounds in just 13 minutes of playing time against Memphis

SILVA'S SEASON HIGHS

Points

13, vs. Francis Marion (Dec. 30, 2015)

Field Goals

5, vs. Francis Marion (Dec. 30, 2015)

Field Goal Attempts

8, vs. Memphis (Jan. 2, 2016)

3-Point Field Goals

-

3-Point Field Goal Attempts

-

Free Throws

8, vs. Norfolk State (Nov. 14, 2015)

Free Throw Attempts

12, vs. Norfolk State (Nov. 14, 2015)

Rebounds

11, vs. Western Carolina (Nov. 30, 2015)

Assists

1, 3x, last vs. Francis Marion (Dec. 30, 2015)

Blocks

3, twice, last vs. Francis Marion (Dec. 30, 2015)

Steals

2, twice, last vs. Francis Marion (Dec. 30, 2015)

Minutes Played

30, vs. Drexel (Dec. 15, 2015)

2015-16

Opponent	Date	GS	Min	FG-FGA	Pct	3FG-FGA	Pct	FT-FTA	Pct	Off	Def	Tot	Avg	PF	FO	A	TO	Blk	Stl	Pts	Avg
Norfolk State	11/14/15		24	2-5	.400	0-0	.000	8-12	.667	5	4	9	9.0	3	0	0	3	2	1	12	12.0
Oral Roberts	11/16/15		6	1-2	.500	0-0	.000	0-2	.000	1	2	3	6.0	4	0	0	0	0	0	2	7.0
vs. DePaul	11/20/15		10	1-3	.333	0-0	.000	2-4	.500	0	2	2	4.7	4	0	0	1	1	0	4	6.0
vs. Hofstra	11/22/15		11	1-5	.200	0-0	.000	5-6	.833	3	0	3	4.3	2	0	0	2	0	0	7	6.3
vs. Tulsa	11/23/15		6	0-2	.000	0-0	.000	0-0	.000	0	1	1	3.6	3	0	0	2	0	0	0	5.0
Lipscomb	11/27/15		18	3-4	.750	0-0	.000	6-8	.750	2	5	7	4.2	1	0	1	2	2	0	12	6.2
Western Carolina	11/30/15		15	2-3	.667	0-0	.000	5-10	.500	4	7	11	5.1	2	0	0	1	2	0	9	6.6
USF	12/5/15		16	1-5	.200	0-0	.000	2-4	.500	2	2	4	5.0	4	0	0	0	3	0	4	6.3
Drexel	12/15/15		30	3-5	.600	0-0	.000	3-4	.750	2	5	7	5.2	3	0	1	3	2	2	9	6.6
at Clemson	12/18/15		6	0-0	.000	0-0	.000	0-0	.000	0	1	1	4.8	2	0	0	2	0	1	0	5.9
vs. St. John's	12/22/15		10	1-4	.250	0-0	.000	0-0	.000	2	3	5	4.8	3	0	0	0	0	0	4	5.7
Francis Marion	12/30/15		19	5-7	.714	0-0	.000	3-3	1.000	3	3	6	4.9	5	1	1	2	3	2	13	6.3
Memphis	1/2/16		13	1-8	.125	0-0	.000	4-7	.571	4	3	7	5.1	3	0	0	0	0	0	6	6.3
at Auburn	1/5/16		15	1-2	.500	0-0	.000	0-0	.000	0	3	3	4.9	4	0	0	1	0	0	2	6.0
Vanderbilt	1/9/16		9	0-0	.000	0-0	.000	0-0	.000	0	4	4	4.9	4	0	0	0	0	0	0	5.6
at Alabama	1/13/16																				
Missouri	1/16/16																				
at Ole Miss	1/19/16																				
at Tennessee	1/23/16																				
Mississippi State	1/26/16																				
Alabama	1/30/16																				
at Georgia	2/2/16																				
Texas A&M	2/6/16																				
LSU	2/10/16																				
Kentucky	2/13/16																				
at Missouri	2/16/16																				
Florida	2/20/16																				
Tennessee	2/24/16																				
at Mississippi State	2/27/16																				
Georgia	3/3/16																				
at Arkansas	3/5/16																				

CAREER STATISTICS

Season	GP-GS	Min	Avg	FG	FGA	Pct	3FG	3FGA	Pct	FT	FTA	Pct	Off	Def	Tot	Avg	PF	FO	Ast	TO	Blk	Stl	Pts	Avg
2015-16	15-0	208	13.9	22	55	.400	0	0	.000	40	63	.635	28	46	74	4.9	47	1	3	19	15	6	84	5.6

CAREER SEC STATISTICS

Season	GP-GS	Min	Avg	FG	FGA	Pct	3FG	3FGA	Pct	FT	FTA	Pct	Off	Def	Tot	Avg	PF	FO	Ast	TO	Blk	Stl	Pts	Avg
2016	2-0	24	12.0	1	2	.500	0	0	.000	0	0	.000	0	8	8	4.0	8	0	0	1	0	0	2	1.0

THE LAST TIME IN SOUTH CAROLINA BASKETBALL...

AN INDIVIDUAL ...

Scored 20 or more points:	South Carolina: Duane Notice (22), at Auburn, Jan. 5, 2016, in Auburn, Ala. Opponent: Tyler Harris (22), Auburn, Jan. 5, 2016, in Auburn, Ala.
Scored 30 or more points:	South Carolina: Brenton Williams (32) at Missouri, Jan. 25, 2014 in Columbia, Mo. Opponent: Obi Emegano (31), Oral Roberts, Nov. 16, 2015 in Columbia, S.C.
Scored 35 or more points:	South Carolina: Brenton Williams (38) vs. Miss. State, March 6, 2013 in Columbia, S.C. Opponent: Michael Frazier II (37), Florida, March 4, 2014 in Columbia, S.C.
Scored 40 or more points:	South Carolina: N/A thru 1992-93 season Opponent: Austin Carr (43), Notre Dame, Dec. 30, 1969 in New Orleans, La.
Collected 20 or more rebounds:	South Carolina: Emmett Hall (23), vs. College of Charleston, Dec. 22, 1993 in Columbia, S.C. Opponent: Ekpe Udoh (20), Baylor, Jan. 2, 2010 in Columbia, S.C.
Collected 15 or more rebounds:	South Carolina: Lakeem Jackson (15), vs. UALR, Nov. 25, 2012 in Puerto Vallarta, Mexico Opponent: Trey James (15), Coker, Dec. 21, 2014 in Columbia, S.C.
Made 12 or more field goals:	South Carolina: Devan Downey (12) vs. Georgia, Jan. 30, 2010 in Columbia, S.C. Opponent: Michael Frazier II (12), Florida, March 4, 2014 in Columbia, S.C.
Made 10 or more field goals:	South Carolina: Duane Notice (10), at Marshall Dec. 1, 2014 in Huntington, W.Va. Opponent: Tyler Harris (10), Auburn, Jan. 5, 2016, in Auburn, Ala.
Attempted 20 or more field goals:	South Carolina: Sindarius Thornwell (24), vs. Charlotte Nov. 21, 2014 in Charleston, S.C. Opponent: Michael Frazier II (21), Florida, March 4, 2014 in Columbia, S.C.
Attempted 25 or more field goals:	South Carolina: Devan Downey, 25, at Kentucky, Feb. 25, 2010 in Lexington, Ky. Opponent: Kemmy Burgess (Alaska-Anchorage), 26, Nov. 24, 2005 in Anchorage, Alaska
Dished 10 or more assists:	South Carolina: Devan Downey, 11, vs. LSU, March 13, 2008 in Atlanta, Ga. Opponent: 11, Dee Bost, Mississippi State, Feb. 29, 2012 in Columbia, S.C.
Swiped 5 or more steals:	South Carolina: PJ Dozier, 5 vs. Francis Marion, Dec. 30, 2015 in Columbia, S.C. Opponent: 5, Allen Payne, Auburn, Feb. 26, 2014 in Auburn, Ala.
Blocked 5 or more shots:	South Carolina: Damontre Harris, 5, vs. Georgia, Feb. 15, 2012 in Columbia, S.C. Opponent: Avry Holmes (5), Clemson, Dec. 18, 2015 in Greenville, S.C.
Made 5 or more 3-point field goals:	South Carolina: Sindarius Thornwell (5), at Auburn, Jan. 5, 2016, in Auburn, Ala. Opponent: Kareem Canty (5), Auburn, Jan. 5, 2016, in Auburn, Ala.
Attempted 8 or more 3-point field goals:	South Carolina: Sindarius Thornwell (8), at Auburn, Jan. 5, 2016, in Auburn, Ala. Opponent: Kareem Canty (12), Auburn, Jan. 5, 2016, in Auburn, Ala.
Made 10 or more free throws:	South Carolina: Duane Notice (12), vs. Memphis, Jan. 2, 2016 in Columbia, S.C. Opponent: Ricky Tarrant, Jr. (12), Memphis, Jan. 2, 2016 in Columbia, S.C.
Attempted 15 or more free throws:	South Carolina: PJ Dozier (16), vs. Drexel, Dec. 16, 2015, in Columbia, S.C. Opponent: Shaquille Harrison (16), Tulsa, Nov. 23, 2015 in St. Thomas, USVI
Played all 40 minutes of regulation:	South Carolina: Duane Notice, vs. Texas A&M, Feb. 21, 2015 in Columbia, S.C. Opponent: Frank Sullivan, Auburn, Jan. 12, 2013 in Columbia, S.C.
A player hit a last-second shot (within 3 seconds) to win a game:	South Carolina: Tyrone Johnson (Free Throws) vs. Ole Miss, March 12, in Nashville, Tenn. Opponent: Brian Bryant, Mississippi State, Feb. 29, 2012 in Columbia, S.C.
A player had a double-double:	South Carolina: Laimonas Chatkevicius (12 points, 10 rebounds), at Auburn, Jan. 5, 2016, in Auburn, Ala. Opponent: Jaron Blossomgame (17 points, 11 rebounds), Clemson, Dec. 18, 2015 in Greenville, S.C.
Two or more players had a double-double:	S. Carolina: Michael Carrera (23 points, 10 rebounds) and Lakeem Jackson (11 points, 11 rebounds) at LSU, Jan. 16, 2013 in Baton Rouge, La. Opponent: Alex Oriakhi (18 points, 11 rebounds), Earnest Ross (21 points, 10 rebounds) Missouri, Jan. 22, 2013 in Columbia, Mo.
A player had a triple-double:	South Carolina: Sam Muldrow (16 points, 14 rebounds, 10 blocks) vs. Vanderbilt, Jan. 8, 2011 in Columbia, S.C. <i>*** Only second triple-double in South Carolina history (Chuck Eidson (25 points, 10 rebounds, 10 assists) vs. SC State, Nov. 29, 2002 in Columbia, S.C.</i> Opponent: Daniel Hackett (Southern California - 22 points, 10 rebounds, 10 assists), Nov. 17, 2007 in Columbia, S.C.
Scored 30 or more points in back-to-back games:	South Carolina: Devan Downey, 30 vs. Kentucky, Jan. 26, 2010 in Columbia, S.C. 33 vs. Georgia, Jan. 30, 2010, in Columbia, S.C.
Scored 25 or more points in back-to-back games:	South Carolina: Devan Downey, 33 vs. Georgia, Jan. 30, 2010, in Columbia, S.C. 26 at Tennessee, Feb. 6, 2010 in Knoxville, Tenn.

A TEAM ...

Scored 100 or more points:	South Carolina: 103 vs. The Citadel, Nov. 12, 2007 in Columbia, S.C. Opponent: 107, Vanderbilt, Feb. 17, 1996 in Nashville, Tenn.
Scored 50 points or less:	South Carolina: 46, vs. Florida, March 4, 2014 in Columbia S.C. Opponent: 50, Georgia, Jan. 31, 2015 in Athens, Ga.
Scored 50 points in a half:	South Carolina: 53 (1st half), vs. USF, Dec. 5, 2015 in Columbia, S.C. Opponent: 52 (2nd half) vs. Georgia Jan. 22, 2014 in Athens, Ga.
Failed to score 25 points in a half:	South Carolina: 24 (2nd Half), at Clemson, Dec. 18, 2015 in Greenville, S.C. Opponent: 20 (1st half), Francis Marion, Dec. 30, 2015 in Columbia, S.C.

Collected 50 or more rebounds:	South Carolina: 53, vs. Memphis, Jan. 2, 2015 in Columbia, S.C. Opponent: 52, WKU, Nov. 27, 2010 in Bowling Green, Ky.
Shot 60% or better from the field:	South Carolina: 60.8% (31-51) at Western Carolina, Nov. 18, 2005 in Cullowhee, N.C. Opponent: 69.6% (32-46) Missouri, Feb. 28, 2013 in Columbia, S.C.
Shot 50% or better from the field:	South Carolina: 50.0% (25-50), at Auburn, Jan. 5, 2016, in Auburn, Ala. Opponent: 50.9% (28-55), Hofstra, Nov. 22, 2015 in St. Thomas, USVI
Shot less than 30% from the field:	South Carolina: 27.1% (16-59), vs. Texas A&M, Feb. 21, 2015 in Columbia, S.C. Opponent: 28.4% (19-67), Western Carolina, Nov. 30, 2015, in Columbia, S.C.
Shot 50% or better from 3-point range (at least 10 attempts):	South Carolina: 50.0% (6-12), vs. Drexel, Dec, 16, 2015, in Columbia, S.C. Opponent 50.0% (17-34), Hofstra, Nov. 22, 2015 in St. Thomas, USVI
Shot 20% or less from 3-point range (at least 10 attempts):	South Carolina: 15.0% (3-20), at Kentucky, Feb. 14, 2015 in Lexington, Ky. Opponent: 13.3% (2-15), USF, Dec. 5, 2015 in Columbia, S.C.
Dished 20 or more assists:	South Carolina: 24, vs. Lipscomb, Nov. 27, 2015, in Columbia, S.C. Opponent: 21, Georgia, Jan. 22, 2014 in Athens, Ga.
Made 35 or more shots:	South Carolina: 37, vs. Hofstra, Nov. 22, 2015 in St. Thomas, USVI Opponent: 35, vs. Tennessee, March 5, 2009 in Columbia, S.C.
Attempted 80 or more shots:	South Carolina: 83 vs. WKU Nov. 27, 2010 in Bowling Green, Ky. Opponent: 83, LSU, Feb. 10, 1996 in Columbia, S.C.
Attempted 70 or more shots:	South Carolina: 72, vs. Providence, Dec. 1, 2011 in Columbia, S.C. Opponent: 71, Arkansas, Feb. 3, 2015 in Fayetteville, Ark.
Made 10 or more 3-pointers:	South Carolina: 11 vs. Auburn, March 12, 2014 in Atlanta, Ga. Opponent: 12, Auburn, Jan. 5, 2016, in Auburn, Ala.
Did not make a 3-pointer:	South Carolina: vs. Milwaukee, Nov. 11, 2012 in Columbia, S.C. Opponent: Miss. State, Jan. 9, 2013 in Starkville, Miss.
Attempted 30 or more 3-pointers:	South Carolina: 31 vs. Alabama, Jan. 25, 2012 in Columbia, S.C. Opponent: 30, Auburn, Jan. 5, 2016, in Auburn, Ala.
Attempted 25 or more 3-pointers:	South Carolina: 26 vs. Texas A&M, Feb. 21, 2015 in Columbia, S.C. Opponent: 30, Auburn, Jan. 5, 2016, in Auburn, Ala.
Made 30 or more free throws:	South Carolina: 46 vs. Memphis, Jan. 2, 2015 in Columbia, S.C. Opponent: 30, Memphis, Jan. 2, 2015 in Columbia, S.C.
Attempted 40 or more free throws:	South Carolina: 63, Memphis, Jan. 2, 2015 in Columbia, S.C. Opponent: 42, Kentucky, March 1, 2014 in Columbia, S.C.
Swiped 15 or more steals:	South Carolina: 15 vs. Vanderbilt, Jan. 16, 2010 in Columbia, S.C. Opponent: 17, Florida, March 4, 2014 in Columbia, S.C.
Blocked 12 or more shots:	South Carolina: 12, vs. Vanderbilt, Jan. 8, 2011 in Columbia, S.C. Opponent: 13, LSU, Jan. 28, 2015 in Baton Rouge, La.
Blocked 8 or more shots:	South Carolina: 8, vs. Francis Marion, Dec. 30, 2015 in Columbia, S.C. Opponent: 9, Memphis, Jan. 2, 2015 in Columbia, S.C.
Won by 30 or more points:	South Carolina: 37, vs. North Carolina A&T, Dec. 30, 2014 in Columbia, S.C. Opponent: 34, Kentucky, Feb. 14, 2015 in Lexington, Ky.
Won by 20 or more points:	South Carolina: 22, vs. Francis Marion, Dec. 30, 2015 in Columbia, S.C. Opponent: 34, at Kentucky, Feb. 14, 2015 in Lexington, Ky.
Played a single overtime game:	Win: 82-73 at LSU, Jan. 16, 2013 in Baton Rouge, La. Loss: 62-54 at Georgia, Feb. 23, 2013 in Athens, Ga.
Played a double overtime game:	Win: 87-85 vs. WKU, Nov. 27, 2010 in Bowling Green, Ky. Loss: 98-88 vs. Louisville, Feb. 20, 1988 in Columbia, S.C.
South Carolina played a No. 1 Team in the country:	Win: 68-62 vs. Kentucky, Jan. 26, 2010 in Columbia, S.C. Loss: 77-43 loss at Kentucky, Feb. 14, 2015 in Lexington, Ky.
South Carolina played a top-5 opponent:	Win: 68-62 vs. No. 1/1 Kentucky, Jan. 26, 2010 in Columbia, S.C. Loss: 75-36 loss to No. 4/4 Florida, Jan. 30, 2013 in Gainesville, Fla.
South Carolina played a top-10 opponent:	Win: 64-60 vs. No. 9/9 Iowa State, Jan. 3, 2015 in Brooklyn, N.Y. Loss: 58-43 loss vs. Kentucky, Jan. 24, 2015 in Columbia, S.C.
South Carolina played a top-25 opponent:	Win: 64-60 vs. No. 9/9 Iowa State, Jan. 3, 2015 in Brooklyn, N.Y. Loss: 78-74 loss vs. No. 18/18 Arkansas, March 5, 2015 in Columbia, S.C.
South Carolina defeated a ranked opponent:	Home: Win: 72-67 win over No. 17/15 Kentucky, March 1, 2014 in Columbia, S.C. Away: 77-73 at No. 13/19 Vanderbilt, March 6, 2010 in Nashville, Tenn. Neutral: 64-60 vs. No. 9/9 Iowa State, Jan. 3, 2015 in Brooklyn, N.Y. SEC Home: Win: 72-67 win over No. 17/15 Kentucky, March 1, 2014 in Columbia, S.C. SEC Away: 77-73 at No. 13/19 Vanderbilt, March 6, 2010 in Nashville, Tenn. Non-conference away: 85-84 at No. 19/20 Baylor, Jan. 2, 2009 in Waco, Texas
A South Carolina win opened the season:	Home: 81-56, vs. Norfolk State, Nov. 14, 2015 in Columbia, S.C. Away: 81-63 win at Western Carolina, Nov. 12, 2005 in Cullowhee, N.C.
South Carolina opened SEC play:	Neutral: 74-61 win vs. Chaminade, Nov. 19, 2001 in Maui, Hawaii (Maui Invite) Home: 72-68 loss vs. Florida, Jan. 7, 2015 in Gainesville, Fla. Away: 81-69 win at Auburn, Jan. 5, 2016, in Auburn, Ala.



South Carolina Basketball
 South Carolina Combined Team Statistics (as of Jan 09, 2016)
 All games

RECORD:	OVERALL	HOME	AWAY	NEUTRAL
ALL GAMES	15-0	9-0	2-0	4-0
CONFERENCE	2-0	1-0	1-0	0-0
NON-CONFERENCE	13-0	8-0	1-0	4-0

##	Player	gp-gs	min	avg	Total		3-Point		F-Throw		Rebounds				pf	dq	a	to	blk	stl	pts	avg
					fg-fga	fg%	3fg-fga	3fg%	ft-fa	ft%	off	def	tot	avg								
00	THORNWELL, Sindari	15-15	459	30.6	53-142	.373	19-60	.317	64-83	.771	16	62	78	5.2	27	0	57	30	3	24	189	12.6
10	NOTICE, Duane	15-0	363	24.2	53-135	.393	29-67	.433	44-54	.815	8	25	33	2.2	17	0	29	15	1	14	179	11.9
24	CARRERA, Michael	15-15	367	24.5	58-119	.487	22-43	.512	39-52	.750	26	68	94	6.3	46	1	22	25	12	15	177	11.8
25	KACINAS, Mindaugas	15-15	445	29.7	67-119	.563	8-28	.286	34-53	.642	29	52	81	5.4	28	0	15	19	7	8	176	11.7
14	CHATKEVICIUS, L.	15-15	323	21.5	64-114	.561	5-14	.357	29-43	.674	29	40	69	4.6	38	0	12	27	17	10	162	10.8
15	DOZIER, PJ	15-15	299	19.9	46-112	.411	7-23	.304	19-37	.514	12	42	54	3.6	34	0	29	36	7	21	118	7.9
30	SILVA, Chris	15-0	208	13.9	22-55	.400	0-0	.000	40-63	.635	28	46	74	4.9	47	1	3	19	15	6	84	5.6
01	STROMAN, Marcus	14-0	239	17.1	8-26	.308	3-6	.500	26-36	.722	7	24	31	2.2	19	0	23	16	4	10	45	3.2
23	COBB, Eric	14-0	116	8.3	11-16	.688	0-0	.000	0-10	.000	10	25	35	2.5	20	0	3	11	2	1	22	1.6
04	GREGORY, Jamall	7-0	31	4.4	4-9	.444	1-4	.250	2-4	.500	2	5	7	1.0	3	0	4	2	0	2	11	1.6
20	MCKIE, Justin	13-0	92	7.1	7-25	.280	2-11	.182	4-6	.667	3	9	12	0.9	9	0	12	1	1	1	20	1.5
05	BLANTON, TeMarcus	7-0	29	4.1	2-7	.286	2-4	.500	4-4	1.000	2	3	5	0.7	4	0	2	1	0	2	10	1.4
02	DOBY, Raymond	6-0	18	3.0	2-6	.333	0-0	.000	4-8	.500	3	2	5	0.8	4	0	0	2	1	0	8	1.3
21	RAGIN, John	3-0	6	2.0	1-3	.333	0-1	.000	0-0	.000	0	1	1	0.3	0	0	0	0	0	0	2	0.7
31	HOLLIMAN, Jarrell	3-0	5	1.7	0-0	.000	0-0	.000	0-0	.000	0	0	0	0.0	0	0	0	1	0	0	0	0.0
Team											29	30	59				5					
Total.....		15	3000		398-888	.448	98-261	.375	309-453	.682	204	434	638	42.5	296	2	211	210	70	114	1203	80.2
Opponents.....		15	3000		327-874	.374	117-350	.334	216-323	.669	157	329	486	32.4	373	23	163	238	60	86	987	65.8

TEAM STATISTICS	SC	OPP	Date	Opponent	Score	Att.
SCORING	1203	987	% 11/14/15	NORFOLK STATE	w 84-69	10623
Points per game	80.2	65.8	11/16/15	ORAL ROBERTS	w 84-66	9640
Scoring margin	+14.4	-	! 11/20/15	vs DePaul	w 76-61	1601
FIELD GOALS-ATT	398-888	327-874	! 11/22/15	vs Hofstra	w 94-84	1715
Field goal pct	.448	.374	! 11/23/15	vs Tulsa	w 83-75	2002
3 POINT FG-ATT	98-261	117-350	11/27/15	LIPSCOMB	w 92-76	8793
3-point FG pct	.375	.334	11/30/15	WESTERN CAROLINA	w 76-53	8957
3-pt FG made per game	6.5	7.8	12/5/15	USF	w 81-63	10721
FREE THROWS-ATT	309-453	216-323	12/15/15	DREXEL	w 79-54	8481
Free throw pct	.682	.669	12/18/15	at Clemson	w 65-59	14446
F-Throws made per game	20.6	14.4	12/22/15	vs St. John's	w 75-61	2355
REBOUNDS	638	486	12/30/15	FRANCIS MARION	w 78-56	10401
Rebounds per game	42.5	32.4	1/2/16	MEMPHIS	w 86-76	13035
Rebounding margin	+10.1	-	* 01/05/16	at Auburn	w 81-69	7556
ASSISTS	211	163	* 1/9/16	VANDERBILT	w 69-65	15055
Assists per game	14.1	10.9				
TURNOVERS	210	238				
Turnovers per game	14.0	15.9				
Turnover margin	+1.9	-				
Assist/turnover ratio	1.0	0.7				
STEALS	114	86				
Steals per game	7.6	5.7				
BLOCKS	70	60				
Blocks per game	4.7	4.0				
ATTENDANCE	95706	29675				
Home games-Avg/Game	9-10634	2-11001				
Neutral site-Avg/Game	-	4-1918				

* = Conference game
 % - Paradise Jam (Columbia, S.C.)
 ! - Paradise Jam (St. Thomas, USVI)

Score by Periods	1st	2nd	Totals
South Carolina	606	597	1203
Opponents	467	520	987



South Carolina Basketball
 South Carolina Combined Team Statistics (as of Jan 09, 2016)
 Conference games

RECORD:	OVERALL	HOME	AWAY	NEUTRAL
ALL GAMES	2-0	1-0	1-0	0-0
CONFERENCE	2-0	1-0	1-0	0-0
NON-CONFERENCE	0-0	0-0	0-0	0-0

##	Player	gp-gs	min	avg	Total		3-Point		F-Throw		Rebounds			pf	dq	a	to	blk	stl	pts	avg	
					fg-fga	fg%	3fg-fga	3fg%	ft-fta	ft%	off	def	tot									avg
00	THORNWELL, Sindari	2-2	71	35.5	12-24	.500	5-11	.455	12-15	.800	2	8	10	5.0	3	0	9	4	0	4	41	20.5
14	CHATKEVICIUS, L.	2-2	50	25.0	9-16	.563	0-3	.000	3-5	.600	6	8	14	7.0	4	0	1	6	1	2	21	10.5
25	KACINAS, Mindaugas	2-2	63	31.5	7-14	.500	0-3	.000	6-10	.600	1	5	6	3.0	4	0	1	4	0	1	20	10.0
10	NOTICE, Duane	2-0	63	31.5	6-17	.353	5-10	.500	3-4	.750	1	4	5	2.5	1	0	6	3	0	1	20	10.0
01	STROMAN, Marcus	2-0	44	22.0	3-6	.500	1-1	1.000	10-12	.833	1	3	4	2.0	5	0	3	1	1	1	17	8.5
24	CARRERA, Michael	2-2	44	22.0	5-14	.357	1-6	.167	5-9	.556	3	12	15	7.5	8	1	1	4	1	2	16	8.0
15	DOZIER, PJ	2-2	36	18.0	6-14	.429	0-2	.000	1-2	.500	2	5	7	3.5	3	0	5	9	0	1	13	6.5
30	SILVA, Chris	2-0	24	12.0	1-2	.500	0-0	.000	0-0	.000	0	8	8	4.0	8	0	0	1	0	0	2	1.0
20	MCKIE, Justin	1-0	1	1.0	0-0	.000	0-0	.000	0-0	.000	0	1	1	1.0	0	0	0	0	0	0	0	0.0
23	COBB, Eric	1-0	4	4.0	0-0	.000	0-0	.000	0-0	.000	0	3	3	3.0	0	0	0	0	0	0	0	0.0
Team											3	2	5									
Total.....		2	400		49-107	.458	12-36	.333	40-57	.702	19	59	78	39.0	36	1	26	32	3	12	150	75.0
Opponents.....		2	400		44-115	.383	17-54	.315	29-42	.690	20	43	63	31.5	44	4	22	32	8	12	134	67.0

TEAM STATISTICS	SC	OPP	Date	Opponent	Score	Att.
SCORING	150	134	* 01/05/16	at Auburn	w 81-69	7556
Points per game	75.0	67.0	* 1/9/16	VANDERBILT	w 69-65	15055
Scoring margin	+8.0	-	* = Conference game			
FIELD GOALS-ATT	49-107	44-115	% - Paradise Jam (Columbia, S.C.)			
Field goal pct	.458	.383	! - Paradise Jam (St. Thomas, USVI)			
3 POINT FG-ATT	12-36	17-54				
3-point FG pct	.333	.315				
3-pt FG made per game	6.0	8.5				
FREE THROWS-ATT	40-57	29-42				
Free throw pct	.702	.690				
F-Throws made per game	20.0	14.5				
REBOUNDS	78	63				
Rebounds per game	39.0	31.5				
Rebounding margin	+7.5	-				
ASSISTS	26	22				
Assists per game	13.0	11.0				
TURNOVERS	32	32				
Turnovers per game	16.0	16.0				
Turnover margin	+0.0	-				
Assist/turnover ratio	0.8	0.7				
STEALS	12	12				
Steals per game	6.0	6.0				
BLOCKS	3	8				
Blocks per game	1.5	4.0				
ATTENDANCE	15055	7556				
Home games-Avg/Game	1-15055	1-7556				
Neutral site-Avg/Game	-	0-0				

Score by Periods	1st	2nd	Totals
South Carolina	78	72	150
Opponents	68	66	134



South Carolina Basketball
 South Carolina Team Game-by-Game Comparison (as of Jan 12, 2016)
 All games

Opponent	1st	2nd	Score	Mar	Total FG	FG Pct	3-Pointers	3FG Pct	Free Throws	FT Pct	Rebounds	Assist	T/Over	Block	Steal	Fouls
NORFOLK STATE	40/34	44/35	84-69	+15	23-59/19-56	.390/.339	9-22/11-28	.409/.393	29-42/20-23	.690/.870	46/35 +11	15/12	13/18	4/3	9/7	19/35
ORAL ROBERTS	33/30	51/36	84-66	+18	29-73/22-51	.397/.431	7-21/4-14	.333/.286	19-27/18-23	.704/.783	44/28 +16	14/7	6/13	4/5	5/3	22/23
DePaul	37/28	39/33	76-61	+15	24-60/19-52	.400/.365	5-13/3-14	.385/.214	23-34/20-31	.676/.645	43/33 +10	11/9	12/15	4/2	5/4	27/27
Hofstra	46/39	48/45	94-84	+10	37-68/28-55	.544/.509	5-9/17-34	.556/.500	15-23/11-17	.652/.647	41/23 +18	16/16	9/14	5/2	4/2	18/21
Tulsa	38/29	45/46	83-75	+8	27-54/24-54	.500/.444	7-14/5-16	.500/.313	22-28/22-31	.786/.710	34/31 +3	12/9	13/15	2/0	7/4	25/25
LIPSCOMB	51/40	41/36	92-76	+16	34-66/27-68	.515/.397	5-19/13-35	.263/.371	19-27/9-14	.704/.643	43/29 +14	24/18	17/18	7/3	12/8	19/24
WESTERN CAROLINA	37/28	39/25	76-53	+23	26-63/19-67	.413/.284	8-18/11-32	.444/.344	16-25/4-4	.640/1000	51/36 +15	14/13	19/20	7/3	10/10	12/17
USF	53/22	28/41	81-63	+18	29-61/24-68	.475/.353	7-21/2-15	.333/.133	16-25/13-22	.640/.591	32/46 (14)	14/9	12/19	6/6	12/8	15/20
DREXEL	32/28	47/26	79-54	+25	25-46/19-55	.543/.345	6-12/7-17	.500/.412	23-39/9-19	.590/.474	41/22 +19	14/11	15/13	9/2	6/3	19/28
Clemson	41/25	24/34	65-59	+6	23-53/23-63	.434/.365	8-19/8-26	.421/.308	11-14/5-9	.786/.556	42/34 +8	12/11	16/10	3/8	3/2	16/20
St. John's	40/34	35/27	75-61	+14	27-57/22-49	.474/.449	7-13/5-20	.538/.250	14-19/12-27	.737/.444	43/26 +17	14/11	17/14	1/5	9/6	23/19
FRANCIS MARION	38/20	40/36	78-56	+22	27-64/18-60	.422/.300	8-27/6-23	.296/.261	16-30/14-25	.533/.560	47/42 +5	16/7	16/22	8/4	13/10	18/29
MEMPHIS	42/42	44/34	86-76	+10	18-57/19-61	.316/.311	4-17/8-22	.235/.364	46-63/30-36	.730/.833	53/38 +15	9/8	13/15	7/9	7/7	27/41
Auburn	43/30	38/39	81-69	+12	25-50/24-54	.500/.444	9-23/12-30	.391/.400	22-28/9-13	.786/.692	34/27 +7	15/12	19/21	0/1	9/7	13/19
VANDERBILT	35/38	34/27	69-65	+4	24-57/20-61	.421/.328	3-13/5-24	.231/.208	18-29/20-29	.621/.690	44/36 +8	11/10	13/11	3/7	3/5	23/25

Note: Game totals are displayed in the format TEAM/OPPONENT for each category



South Carolina Basketball
South Carolina Category Leaders (as of Jan 12, 2016)
All games

Points	G	Pts	Pts/G
THORNWELL, Sindarius	15	189	12.6
NOTICE, Duane	15	179	11.9
CARRERA, Michael	15	177	11.8
KACINAS, Mindaugas	15	176	11.7
CHATKEVICIUS, L.	15	162	10.8
DOZIER, PJ	15	118	7.9
SILVA, Chris	15	84	5.6
STROMAN, Marcus	14	45	3.2
COBB, Eric	14	22	1.6
MCKIE, Justin	13	20	1.5
GREGORY, Jamall	7	11	1.6
BLANTON, TeMarcus	7	10	1.4

FG Percentage	FG	Att	Pct
COBB, Eric	11	16	.688
KACINAS, Mindaugas	67	119	.563
CHATKEVICIUS, L.	64	114	.561
CARRERA, Michael	58	119	.487
GREGORY, Jamall	4	9	.444
DOZIER, PJ	46	112	.411
SILVA, Chris	22	55	.400
NOTICE, Duane	53	135	.393
THORNWELL, Sindarius	53	142	.373
DOBY, Raymond	2	6	.333
RAGIN, John	1	3	.333
STROMAN, Marcus	8	26	.308

3-Point Percentage	3FG	Att	Pct
CARRERA, Michael	22	43	.512
BLANTON, TeMarcus	2	4	.500
STROMAN, Marcus	3	6	.500
NOTICE, Duane	29	67	.433
CHATKEVICIUS, L.	5	14	.357
THORNWELL, Sindarius	19	60	.317
DOZIER, PJ	7	23	.304
KACINAS, Mindaugas	8	28	.286
GREGORY, Jamall	1	4	.250
MCKIE, Justin	2	11	.182
RAGIN, John	0	1	.000

Free Throw Percent	FG	Att	Pct
BLANTON, TeMarcus	4	4	1.000
NOTICE, Duane	44	54	.815
THORNWELL, Sindarius	64	83	.771
CARRERA, Michael	39	52	.750
STROMAN, Marcus	26	36	.722
CHATKEVICIUS, L.	29	43	.674
MCKIE, Justin	4	6	.667
KACINAS, Mindaugas	34	53	.642
SILVA, Chris	40	63	.635
DOZIER, PJ	19	37	.514
DOBY, Raymond	4	8	.500
GREGORY, Jamall	2	4	.500

Scoring Average	G	Pts	Avg/G
THORNWELL, Sindarius	15	189	12.6
NOTICE, Duane	15	179	11.9
CARRERA, Michael	15	177	11.8
KACINAS, Mindaugas	15	176	11.7
CHATKEVICIUS, L.	15	162	10.8
DOZIER, PJ	15	118	7.9
SILVA, Chris	15	84	5.6
STROMAN, Marcus	14	45	3.2
GREGORY, Jamall	7	11	1.6
COBB, Eric	14	22	1.6
MCKIE, Justin	13	20	1.5
BLANTON, TeMarcus	7	10	1.4

Field Goal Attempts	G	Att	Att/G
THORNWELL, Sindarius	15	142	9.5
NOTICE, Duane	15	135	9.0
KACINAS, Mindaugas	15	119	7.9
CARRERA, Michael	15	119	7.9
CHATKEVICIUS, L.	15	114	7.6

Field Goals Made	G	Made	Made/G
KACINAS, Mindaugas	15	67	4.5
CHATKEVICIUS, L.	15	64	4.3
CARRERA, Michael	15	58	3.9
NOTICE, Duane	15	53	3.5
THORNWELL, Sindarius	15	53	3.5

3-Point FG Attempts	G	Att	Att/G
NOTICE, Duane	15	67	4.5
THORNWELL, Sindarius	15	60	4.0
CARRERA, Michael	15	43	2.9
KACINAS, Mindaugas	15	28	1.9
DOZIER, PJ	15	23	1.5

3-Point FG Made	G	Made	Made/G
NOTICE, Duane	15	29	1.9
CARRERA, Michael	15	22	1.5
THORNWELL, Sindarius	15	19	1.3
KACINAS, Mindaugas	15	8	0.5
DOZIER, PJ	15	7	0.5

Free Throw Attempts	G	Att	Att/G
THORNWELL, Sindarius	15	83	5.5
SILVA, Chris	15	63	4.2
NOTICE, Duane	15	54	3.6
KACINAS, Mindaugas	15	53	3.5
CARRERA, Michael	15	52	3.5

Free Throws Made	G	Made	Made/G
THORNWELL, Sindarius	15	64	4.3
NOTICE, Duane	15	44	2.9
SILVA, Chris	15	40	2.7
CARRERA, Michael	15	39	2.6
KACINAS, Mindaugas	15	34	2.3



South Carolina Basketball
South Carolina Category Leaders (as of Jan 12, 2016)
All games

Rebounds	G	Reb	Reb/G
CARRERA, Michael	15	94	6.3
KACINAS, Mindaugas	15	81	5.4
THORNWELL, Sindarius	15	78	5.2
SILVA, Chris	15	74	4.9
CHATKEVICIUS, L.	15	69	4.6

Rebound Average	G	Reb	Avg/G
CARRERA, Michael	15	94	6.3
KACINAS, Mindaugas	15	81	5.4
THORNWELL, Sindarius	15	78	5.2
SILVA, Chris	15	74	4.9
CHATKEVICIUS, L.	15	69	4.6

Offensive Rebounds	G	No.	Avg/G
KACINAS, Mindaugas	15	29	1.9
CHATKEVICIUS, L.	15	29	1.9
SILVA, Chris	15	28	1.9
CARRERA, Michael	15	26	1.7
THORNWELL, Sindarius	15	16	1.1

Defensive Rebounds	G	No.	Avg/G
CARRERA, Michael	15	68	4.5
THORNWELL, Sindarius	15	62	4.1
KACINAS, Mindaugas	15	52	3.5
SILVA, Chris	15	46	3.1
DOZIER, PJ	15	42	2.8

Fouls	G	No.	Per/G
SILVA, Chris	15	47	3.1
CARRERA, Michael	15	46	3.1
CHATKEVICIUS, L.	15	38	2.5
DOZIER, PJ	15	34	2.3
KACINAS, Mindaugas	15	28	1.9

Foulsouts	G	No.
CARRERA, Michael	15	1
SILVA, Chris	15	1

Assists	G	No.	Ast/G
THORNWELL, Sindarius	15	57	3.8
NOTICE, Duane	15	29	1.9
DOZIER, PJ	15	29	1.9
STROMAN, Marcus	14	23	1.6
CARRERA, Michael	15	22	1.5

Steals	G	No.	Stl/G
THORNWELL, Sindarius	15	24	1.6
DOZIER, PJ	15	21	1.4
CARRERA, Michael	15	15	1.0
NOTICE, Duane	15	14	0.9
STROMAN, Marcus	14	10	0.7
CHATKEVICIUS, L.	15	10	0.7

Blocked Shots	G	No.	Blk/G
CHATKEVICIUS, L.	15	17	1.1
SILVA, Chris	15	15	1.0
CARRERA, Michael	15	12	0.8
DOZIER, PJ	15	7	0.5
KACINAS, Mindaugas	15	7	0.5

Minutes	G	No.	Min/G
THORNWELL, Sindarius	15	459	30.6
KACINAS, Mindaugas	15	445	29.7
CARRERA, Michael	15	367	24.5
NOTICE, Duane	15	363	24.2
CHATKEVICIUS, L.	15	323	21.5

Turnovers	G	No.	TO/G
DOZIER, PJ	15	36	2.4
THORNWELL, Sindarius	15	30	2.0
CHATKEVICIUS, L.	15	27	1.8
CARRERA, Michael	15	25	1.7
SILVA, Chris	15	19	1.3
KACINAS, Mindaugas	15	19	1.3



South Carolina Basketball
South Carolina Team High/Low Analysis (as of Jan 12, 2016)
All games

South Carolina - TEAM GAME HIGHS

POINTS	94	vs Hofstra (11/22/15)
	92	LIPSCOMB (11/27/15)
	86	MEMPHIS (1/2/16)
	84	ORAL ROBERTS (11/16/15)
	84	NORFOLK STATE (11/14/15)
FIELD GOALS MADE	37	vs Hofstra (11/22/15)
	34	LIPSCOMB (11/27/15)
FIELD GOAL ATTEMPTS	73	ORAL ROBERTS (11/16/15)
	68	vs Hofstra (11/22/15)
FIELD GOAL PERCENTAGE	.544 (37-68)	vs Hofstra (11/22/15)
	.543 (25-46)	DREXEL (12/15/15)
3 PT FIELD GOALS MADE	9	at Auburn (01/05/16)
	9	NORFOLK STATE (11/14/15)
3 PT FG ATTEMPTS	27	FRANCIS MARION (12/30/15)
	23	at Auburn (01/05/16)
3 PT FG PERCENTAGE	.556 (5-9)	vs Hofstra (11/22/15)
	.538 (7-13)	vs St. John's (12/22/15)
FREE THROWS MADE	46	MEMPHIS (1/2/16)
	29	NORFOLK STATE (11/14/15)
FREE THROW ATTEMPTS	63	MEMPHIS (1/2/16)
	42	NORFOLK STATE (11/14/15)
FREE THROW PERCENTAGE	.786 (22-28)	at Auburn (01/05/16)
	.786 (22-28)	vs Tulsa (11/23/15)
	.786 (11-14)	at Clemson (12/18/15)
REBOUNDS	53	MEMPHIS (1/2/16)
	51	WESTERN CAROLINA (11/30/15)
ASSISTS	24	LIPSCOMB (11/27/15)
	16	FRANCIS MARION (12/30/15)
	16	vs Hofstra (11/22/15)
STEALS	13	FRANCIS MARION (12/30/15)
	12	USF (12/5/15)
	12	LIPSCOMB (11/27/15)
BLOCKED SHOTS	9	DREXEL (12/15/15)
	8	FRANCIS MARION (12/30/15)
TURNOVERS	19	at Auburn (01/05/16)
	19	WESTERN CAROLINA (11/30/15)
FOULS	27	MEMPHIS (1/2/16)
	27	vs DePaul (11/20/15)



South Carolina Basketball
South Carolina High/Low Analysis (as of Jan 12, 2016)
All games

Opponent - GAME HIGHS

POINTS	84		vs Hofstra (11/22/15)
	76		MEMPHIS (1/2/16)
	76		LIPSCOMB (11/27/15)
	75		vs Tulsa (11/23/15)
	69		at Auburn (01/05/16)
	69		NORFOLK STATE (11/14/15)
FIELD GOALS MADE	28		vs Hofstra (11/22/15)
	27		LIPSCOMB (11/27/15)
FIELD GOAL ATTEMPTS	68		USF (12/5/15)
	68		LIPSCOMB (11/27/15)
FIELD GOAL PERCENTAGE	.509	(28-55)	vs Hofstra (11/22/15)
	.449	(22-49)	vs St. John's (12/22/15)
3 PT FIELD GOALS MADE	17		vs Hofstra (11/22/15)
	13		LIPSCOMB (11/27/15)
3 PT FG ATTEMPTS	35		LIPSCOMB (11/27/15)
	34		vs Hofstra (11/22/15)
3 PT FG PERCENTAGE	.500	(17-34)	vs Hofstra (11/22/15)
	.412	(7-17)	DREXEL (12/15/15)
FREE THROWS MADE	30		MEMPHIS (1/2/16)
	22		vs Tulsa (11/23/15)
FREE THROW ATTEMPTS	36		MEMPHIS (1/2/16)
	31		vs Tulsa (11/23/15)
	31		vs DePaul (11/20/15)
FREE THROW PERCENTAGE	1.000	(4-4)	WESTERN CAROLINA (11/30/15)
	.870	(20-23)	NORFOLK STATE (11/14/15)
REBOUNDS	46		USF (12/5/15)
	42		FRANCIS MARION (12/30/15)
ASSISTS	18		LIPSCOMB (11/27/15)
	16		vs Hofstra (11/22/15)
STEALS	10		FRANCIS MARION (12/30/15)
	10		WESTERN CAROLINA (11/30/15)
BLOCKED SHOTS	9		MEMPHIS (1/2/16)
	8		at Clemson (12/18/15)
TURNOVERS	22		FRANCIS MARION (12/30/15)
	21		at Auburn (01/05/16)
FOULS	41		MEMPHIS (1/2/16)
	35		NORFOLK STATE (11/14/15)



South Carolina Basketball
South Carolina High/Low Analysis (as of Jan 12, 2016)
All games

South Carolina - GAME LOWS

POINTS	65	at Clemson (12/18/15)
	69	VANDERBILT (1/9/16)
	75	vs St. John's (12/22/15)
	76	vs DePaul (11/20/15)
	76	WESTERN CAROLINA (11/30/15)
FIELD GOALS MADE	18	MEMPHIS (1/2/16)
	23	NORFOLK STATE (11/14/15)
	23	at Clemson (12/18/15)
FIELD GOAL ATTEMPTS	46	DREXEL (12/15/15)
	50	at Auburn (01/05/16)
FIELD GOAL PERCENTAGE	.316 (18-57)	MEMPHIS (1/2/16)
	.390 (23-59)	NORFOLK STATE (11/14/15)
3 PT FIELD GOALS MADE	3	VANDERBILT (1/9/16)
	4	MEMPHIS (1/2/16)
3 PT FG ATTEMPTS	9	vs Hofstra (11/22/15)
	12	DREXEL (12/15/15)
3 PT FG PERCENTAGE	.231 (3-13)	VANDERBILT (1/9/16)
	.235 (4-17)	MEMPHIS (1/2/16)
FREE THROWS MADE	11	at Clemson (12/18/15)
	14	vs St. John's (12/22/15)
FREE THROW ATTEMPTS	14	at Clemson (12/18/15)
	19	vs St. John's (12/22/15)
FREE THROW PERCENTAGE	.533 (16-30)	FRANCIS MARION (12/30/15)
	.590 (23-39)	DREXEL (12/15/15)
REBOUNDS	32	USF (12/5/15)
	34	vs Tulsa (11/23/15)
	34	at Auburn (01/05/16)
ASSISTS	9	MEMPHIS (1/2/16)
	11	vs DePaul (11/20/15)
	11	VANDERBILT (1/9/16)
STEALS	3	at Clemson (12/18/15)
	3	VANDERBILT (1/9/16)
BLOCKED SHOTS	0	at Auburn (01/05/16)
	1	vs St. John's (12/22/15)
TURNOVERS	6	ORAL ROBERTS (11/16/15)
	9	vs Hofstra (11/22/15)
FOULS	12	WESTERN CAROLINA (11/30/15)
	13	at Auburn (01/05/16)



South Carolina Basketball
South Carolina High/Low Analysis (as of Jan 12, 2016)
All games

Opponent - GAME LOWS

POINTS	53	WESTERN CAROLINA (11/30/15)
	54	DREXEL (12/15/15)
	56	FRANCIS MARION (12/30/15)
	59	at Clemson (12/18/15)
	61	vs DePaul (11/20/15)
	61	vs St. John's (12/22/15)
FIELD GOALS MADE	18	FRANCIS MARION (12/30/15)
	19	NORFOLK STATE (11/14/15)
	19	vs DePaul (11/20/15)
	19	WESTERN CAROLINA (11/30/15)
	19	DREXEL (12/15/15)
	19	MEMPHIS (1/2/16)
FIELD GOAL ATTEMPTS	49	vs St. John's (12/22/15)
	51	ORAL ROBERTS (11/16/15)
FIELD GOAL PERCENTAGE	.284 (19-67)	WESTERN CAROLINA (11/30/15)
	.300 (18-60)	FRANCIS MARION (12/30/15)
3 PT FIELD GOALS MADE	2	USF (12/5/15)
	3	vs DePaul (11/20/15)
3 PT FG ATTEMPTS	14	ORAL ROBERTS (11/16/15)
	14	vs DePaul (11/20/15)
3 PT FG PERCENTAGE	.133 (2-15)	USF (12/5/15)
	.208 (5-24)	VANDERBILT (1/9/16)
FREE THROWS MADE	4	WESTERN CAROLINA (11/30/15)
	5	at Clemson (12/18/15)
FREE THROW ATTEMPTS	4	WESTERN CAROLINA (11/30/15)
	9	at Clemson (12/18/15)
FREE THROW PERCENTAGE	.444 (12-27)	vs St. John's (12/22/15)
	.474 (9-19)	DREXEL (12/15/15)
REBOUNDS	22	DREXEL (12/15/15)
	23	vs Hofstra (11/22/15)
ASSISTS	7	ORAL ROBERTS (11/16/15)
	7	FRANCIS MARION (12/30/15)
STEALS	2	vs Hofstra (11/22/15)
	2	at Clemson (12/18/15)
BLOCKED SHOTS	0	vs Tulsa (11/23/15)
	1	at Auburn (01/05/16)
TURNOVERS	10	at Clemson (12/18/15)
	11	VANDERBILT (1/9/16)
FOULS	17	WESTERN CAROLINA (11/30/15)
	19	vs St. John's (12/22/15)
	19	at Auburn (01/05/16)



South Carolina Basketball
 South Carolina Player High/Low Analysis (as of Jan 12, 2016)
 All games

South Carolina - I N D I V I D U A L G A M E H I G H S

Points	27		CHATKEVICIUS, L. vs Oral Roberts (11/16/15)
	23		KACINAS, Mindaugas vs DePaul (11/20/15)
	22		THORNWELL, Sindarius at Auburn (01/05/16)
	20		NOTICE, Duane vs St. John's (12/22/15)
	20		KACINAS, Mindaugas vs Western Carolina (11/30/15)
Field Goals Made	9		KACINAS, Mindaugas vs Hofstra (11/22/15)
	9		CHATKEVICIUS, L. vs Oral Roberts (11/16/15)
Field Goal Att.	16		NOTICE, Duane vs Lipscomb (11/27/15)
	15		THORNWELL, Sindarius vs Oral Roberts (11/16/15)
FG Pct (min 5 made)	1.000	(7-7)	CHATKEVICIUS, L. vs Lipscomb (11/27/15)
	.900	(9-10)	KACINAS, Mindaugas vs Hofstra (11/22/15)
3-Point FG Made	5		THORNWELL, Sindarius at Auburn (01/05/16)
	4		NOTICE, Duane vs Oral Roberts (11/16/15)
3-Point FG Att.	8		THORNWELL, Sindarius at Auburn (01/05/16)
	7		NOTICE, Duane vs Francis Marion (12/30/15)
	7		NOTICE, Duane at Clemson (12/18/15)
	7		THORNWELL, Sindarius vs USF (12/5/15)
	7		NOTICE, Duane vs Oral Roberts (11/16/15)
3-Pt FG Pct (min 2 made)	1.000	(2-2)	NOTICE, Duane vs St. John's (12/22/15)
	1.000	(2-2)	BLANTON, TeMarcus vs Drexel (12/15/15)
	1.000	(2-2)	KACINAS, Mindaugas vs Western Carolina (11/30/15)
	1.000	(2-2)	CARRERA, Michael vs Hofstra (11/22/15)
	1.000	(2-2)	DOZIER, PJ vs Hofstra (11/22/15)
	1.000	(2-2)	NOTICE, Duane vs DePaul (11/20/15)
Free Throws Made	12		NOTICE, Duane vs Memphis (1/2/16)
	10		DOZIER, PJ vs Drexel (12/15/15)
	10		KACINAS, Mindaugas vs DePaul (11/20/15)
Free Throw Att.	16		DOZIER, PJ vs Drexel (12/15/15)
	15		KACINAS, Mindaugas vs DePaul (11/20/15)
FT Pct (min 3 made)	1.000	(12-12)	NOTICE, Duane vs Memphis (1/2/16)
	1.000	(8-8)	STROMAN, Marcus at Auburn (01/05/16)
	1.000	(6-6)	THORNWELL, Sindarius vs Tulsa (11/23/15)
	1.000	(5-5)	CARRERA, Michael vs Western Carolina (11/30/15)
	1.000	(4-4)	KACINAS, Mindaugas vs Memphis (1/2/16)
	1.000	(4-4)	CHATKEVICIUS, L. vs Tulsa (11/23/15)
	1.000	(4-4)	KACINAS, Mindaugas vs Oral Roberts (11/16/15)
	1.000	(3-3)	SILVA, Chris vs Francis Marion (12/30/15)
	1.000	(3-3)	THORNWELL, Sindarius at Clemson (12/18/15)
	1.000	(3-3)	CARRERA, Michael vs Lipscomb (11/27/15)
	1.000	(3-3)	CHATKEVICIUS, L. vs Lipscomb (11/27/15)
	1.000	(3-3)	NOTICE, Duane vs Norfolk State (11/14/15)
	1.000	(3-3)	CHATKEVICIUS, L. vs Norfolk State (11/14/15)
Rebounds	13		KACINAS, Mindaugas vs Oral Roberts (11/16/15)
	12		CARRERA, Michael vs St. John's (12/22/15)
Assists	7		THORNWELL, Sindarius at Auburn (01/05/16)
	7		THORNWELL, Sindarius vs Oral Roberts (11/16/15)
Steals	5		DOZIER, PJ vs Francis Marion (12/30/15)
	5		THORNWELL, Sindarius vs Tulsa (11/23/15)
Blocked Shots	3		SILVA, Chris vs Francis Marion (12/30/15)
	3		CHATKEVICIUS, L. vs Drexel (12/15/15)
	3		SILVA, Chris vs USF (12/5/15)
	3		CHATKEVICIUS, L. vs Hofstra (11/22/15)
Turnovers	6		DOZIER, PJ at Auburn (01/05/16)

	5	CHATKEVICIUS, L. vs St. John's (12/22/15)
Fouls	5	CARRERA, Michael vs Vanderbilt (1/9/16)
	5	SILVA, Chris vs Francis Marion (12/30/15)
Minutes	37	KACINAS, Mindaugas at Clemson (12/18/15)
	36	THORNWELL, Sindarius at Auburn (01/05/16)
	36	THORNWELL, Sindarius vs Memphis (1/2/16)
	36	KACINAS, Mindaugas vs Memphis (1/2/16)
	35	THORNWELL, Sindarius vs Vanderbilt (1/9/16)



South Carolina Basketball
 South Carolina Opponent High/Low Analysis (as of Jan 12, 2016)
 All games

OPPONENT INDIVIDUAL GAME HIGHS

Points	31		Obi Emegano vs Oral Roberts (11/16/15)
	28		GREEN, Juan'ya vs Hofstra (11/22/15)
	22		Harris, Tyler at Auburn (01/05/16)
	21		Canty, Kareem at Auburn (01/05/16)
	21		WILLIAMS, JOSH vs Lipscomb (11/27/15)
	21		OLIVER, Charles vs Norfolk State (11/14/15)
Field Goals Made	10		Harris, Tyler at Auburn (01/05/16)
	9		Obi Emegano vs Oral Roberts (11/16/15)
Field Goal Att.	21		Obi Emegano vs Oral Roberts (11/16/15)
	18		Allen, Tavon vs Drexel (12/15/15)
FG Pct (min 5 made)	.833	(5-6)	JONES, Damian vs Vanderbilt (1/9/16)
	.833	(5-6)	JONES, Christian vs St. John's (12/22/15)
3-Point FG Made	6		GREEN, Juan'ya vs Hofstra (11/22/15)
	5		Canty, Kareem at Auburn (01/05/16)
	5		WILLIAMS, JOSH vs Lipscomb (11/27/15)
	5		OLIVER, Charles vs Norfolk State (11/14/15)
3-Point FG Att.	13		GREEN, Juan'ya vs Hofstra (11/22/15)
	12		Canty, Kareem at Auburn (01/05/16)
3-Pt FG Pct (min 2 made)	1.000	(2-2)	MARTIN, Jeremiah vs Memphis (1/2/16)
	.714	(5-7)	WILLIAMS, JOSH vs Lipscomb (11/27/15)
Free Throws Made	12		TARRANT JR., Ricky vs Memphis (1/2/16)
	12		HARRISON, Shaquille vs Tulsa (11/23/15)
Free Throw Att.	16		HARRISON, Shaquille vs Tulsa (11/23/15)
	12		TARRANT JR., Ricky vs Memphis (1/2/16)
FT Pct (min 3 made)	1.000	(12-12)	TARRANT JR., Ricky vs Memphis (1/2/16)
	1.000	(10-10)	Obi Emegano vs Oral Roberts (11/16/15)
	1.000	(7-7)	GOODWIN, Shaq vs Memphis (1/2/16)
	1.000	(7-7)	GARRETT, Billy vs DePaul (11/20/15)
	1.000	(5-5)	SHORT, Jeff vs Norfolk State (11/14/15)
	1.000	(4-4)	MORILLO, Nehemias vs USF (12/5/15)
	1.000	(4-4)	Mike Brown vs Western Carolina (11/30/15)
	1.000	(3-3)	WOODSON, Avery vs Memphis (1/2/16)
Rebounds	13		COUSINS, Jaleel vs USF (12/5/15)
	11		BLOSSOMGAME, Jaron at Clemson (12/18/15)
Assists	8		MORAN, NATHAN vs Lipscomb (11/27/15)
	7		GREEN, Juan'ya vs Hofstra (11/22/15)
Steals	4		Mike Brown vs Western Carolina (11/30/15)
	3		Granger, Jordon at Auburn (01/05/16)
	3		COUSINS, Jaleel vs USF (12/5/15)
	3		Justin Browning vs Western Carolina (11/30/15)
Blocked Shots	5		NNOKO, Landry at Clemson (12/18/15)
	4		KORNET, Luke vs Vanderbilt (1/9/16)
	4		Albert Owens vs Oral Roberts (11/16/15)
Turnovers	7		PETERS, Roddy vs USF (12/5/15)
	6		Bowers, Cinmeon at Auburn (01/05/16)
	6		Harris, Tyler at Auburn (01/05/16)
	6		Torrion Brummitt vs Western Carolina (11/30/15)
Fouls	5		JONES, Damian vs Vanderbilt (1/9/16)
	5		BALDWIN IV, Wade vs Vanderbilt (1/9/16)
	5		CRESSLER, Nolan vs Vanderbilt (1/9/16)
	5		Brown, Bryce at Auburn (01/05/16)
	5		LAWSON, Dedric vs Memphis (1/2/16)
	5		BURRELL, Trahson vs Memphis (1/2/16)

5	GOODWIN, Shaq vs Memphis (1/2/16)
5	LAWSON, K.J. vs Memphis (1/2/16)
5	CRAWFORD, Markel vs Memphis (1/2/16)
5	DAVIS JR., Mike vs Francis Marion (12/30/15)
5	JEROME, David vs Francis Marion (12/30/15)
5	Allen, Terrell vs Drexel (12/15/15)
5	Myles, Tyshawn vs Drexel (12/15/15)
5	Williams, Austin vs Drexel (12/15/15)
5	BRAMMEIER,GEORGE vs Lipscomb (11/27/15)
5	CURTIS, Marquel vs Tulsa (11/23/15)
5	SWANNEGAN, Brandon vs Tulsa (11/23/15)
5	NICHOLS, Malik vs Hofstra (11/22/15)
5	Brandon Conley vs Oral Roberts (11/16/15)
5	Aaron Anderson vs Oral Roberts (11/16/15)
5	SHORT,Jeff vs Norfolk State (11/14/15)
5	WADE,Jonathan vs Norfolk State (11/14/15)
5	TAYLOR,D'Shon vs Norfolk State (11/14/15)