

Media Relations: Diana Koval  
 Office: 803.777.7977  
 Cell: 314.369.6050  
 Email: dkoval@mailbox.sc.edu  
 Website: www.GamecocksOnline.com  
 Twitter: @GamecocksOnline or @GamecockWBB  
 Facebook: www.Facebook.com/GamecocksOnline

# WOMEN'S BASKETBALL

# SOUTH CAROLINA

Game 10  
 Dec. 9, 2012  
 3 p.m.  
 Columbia, S.C.  
 Colonial Life Arena (18,000)

## 2012-13 Schedule

<b>Fri., Nov. 9</b>	<b>Elon</b>	<b>Columbia, S.C.</b>	<b>W, 77-44</b>
Mon., Nov. 12	at Louisiana Tech	Ruston, La.	W, 82-58
<b>Thu., Nov. 15</b>	<b>Savannah State (SPSO)</b>	<b>Columbia, S.C.</b>	<b>W, 78-47</b>
<b>Sun., Nov. 18</b>	<b>Clemson (SPSO)</b>	<b>Columbia, S.C.</b>	<b>W, 64-43</b>
<i>U.S. Virgin Islands Paradise Jam</i>			
Thu., Nov. 22	vs. Hampton	St. Thomas	W, 45-34
Fri., Nov. 23	vs. Florida Gulf Coast	St. Thomas.	W, 65-46
Sat., Nov. 24	vs. DePaul	St. Thomas	W, 55-46
<b>Wed., Nov. 28</b>	<b>Drexel</b>	<b>Columbia, S.C.</b>	<b>W, 58-55 (OT)</b>
Sun., Dec. 2	at Seton Hall	South Orange, N.J.	W, 55-42
<b>Sun., Dec. 9</b>	<b>Furman (SPSO)</b>	<b>Columbia, S.C.</b>	<b>3 p.m.</b>
<b>Wed., Dec. 19</b>	<b>Stanford (FSN)</b>	<b>Columbia, S.C.</b>	<b>7:30 p.m.</b>
<b>Fri., Dec. 21</b>	<b>South Carolina State</b>	<b>Columbia, S.C.</b>	<b>Noon</b>
<b>Sat., Dec. 29</b>	<b>Western Carolina</b>	<b>Columbia, S.C.</b>	<b>7 p.m.</b>
<b>Thu., Jan. 3</b>	<b>Tennessee* (SPSO)</b>	<b>Columbia, S.C.</b>	<b>9 p.m.</b>
Sun., Jan. 6	at Mississippi State*	Starkville, Miss.	3 p.m.
<b>Thu., Jan. 10</b>	<b>Vanderbilt*</b>	<b>Columbia, S.C.</b>	<b>7 p.m.</b>
Sun., Jan. 13	at Georgia* (CSS)	Athens, Ga.	1 p.m.
<b>Thu., Jan. 17</b>	<b>LSU*</b>	<b>Columbia, S.C.</b>	<b>7 p.m.</b>
Sun., Jan. 20	at Florida* (FSF)	Gainesville, Fla.	1 p.m.
<b>Thu., Jan. 24</b>	<b>Kentucky* (SPSO)</b>	<b>Columbia, S.C.</b>	<b>7 p.m.</b>
Sun., Jan. 27	at Arkansas*	Fayetteville, Ark.	3 p.m.
<b>Sun., Feb. 3</b>	<b>Auburn*</b>	<b>Columbia, S.C.</b>	<b>3 p.m.</b>
Thu., Feb. 7	at Alabama*	Tuscaloosa, Ala.	7:30 p.m.
<b>Sun., Feb. 10</b>	<b>Texas A&amp;M*</b>	<b>Columbia, S.C.</b>	<b>3:30 p.m.</b>
Thu., Feb. 14	at Kentucky*	Lexington, Ky.	7 p.m.
Sun., Feb. 17	at Mississippi* (SECN)	Oxford, Miss.	2 p.m.
<b>Sun., Feb. 24</b>	<b>Mississippi State*</b>	<b>Columbia, S.C.</b>	<b>3 p.m.</b>
Thu., Feb. 28	at Missouri*	Columbia, Mo.	8 p.m.
<b>Sun., Mar. 3</b>	<b>Florida* (SPSO)</b>	<b>Columbia, S.C.</b>	<b>1 p.m.</b>
<i>SEC Tournament</i>			
Wed. Mar. 6	First Round	Duluth, Ga.	TBA
Thu., Mar. 7	Second Round	Duluth, Ga.	TBA
Fri., Mar. 8	Quarterfinals	Duluth, Ga.	TBA
Sat., Mar. 9	Semifinals	Duluth, Ga.	TBA
Sun., Mar. 10	Final	Duluth, Ga.	TBA

\* indicates SEC game

All Times Listed as Eastern

Television outlet listed in parentheses – SPSO is SportSouth; FSN is SportsSouth, Fox Sports Southwest and Sun Sports; SECN is SEC Network; CSS is Charter Sports Southeast; FSF is Fox Sports Florida.



## South Carolina Gamecocks (9-0)

**Head Coach:** Dawn Staley  
**Record at Carolina:** 76-58 (5th season)  
**Career Record:** 248-138 (13th season)  
**Career vs. Furman:** 1-0



## Furman Paladins (3-3)

**Head Coach:** Jackie Carson  
**Record at Furman:** 32-35 (3rd season)  
**Career Record:** 32-35 (3rd season)  
**Career vs. South Carolina:** 0-1

## Game Information

**FUR Series:** SC leads 11-1  
**In Columbia:** SC leads 8-0  
**In Greenville:** SC leads 3-1  
**Neutral Site:** Never Met

**Television:** SportSouth (Andy Demetra and Debbie Antonelli)  
**Radio:** WISW 1320 AM (Brad Muller); GamecocksOnline.com  
**Live Stats:** GamecocksOnline.com

**Tickets:** \$7 adult, \$4 youth (12 & under)

## South Carolina Notables

- This is the Gamecocks' 39th season as a varsity sport, the fifth with head coach Dawn Staley at the helm.
- South Carolina's offense has been dominated by interior play so far this season. For the first time under head coach Dawn Staley, neither of the team's top two scorers are guards as senior Ashley Bruner (12.0 ppg) and sophomore Aleighsa Welch (12.0 ppg) top the offense through nine games.
- The Gamecocks have held seven of their nine opponents under 50 points this season. South Carolina ranks fifth in the nation in scoring defense and 19th in field goal percentage defense.
- Sophomore forward Aleighsa Welch leads the SEC and is tied for eighth in the nation with five double-doubles in just nine games this season. In fact, she is the only player in the SEC averaging a double-double on the season (12.0 ppg, 10.2 rpg).

## Tale of the Tape

Furman	SC
3-3	Overall Record..... 9-0
0-1	Conference Record ..... 0-0
3-0	Home Record ..... 4-0
0-3	Away Record ..... 2-0
0-1	Neutral Record ..... 3-0
64.7	Points Per Game ..... 64.3
76.5	Opp. Points Per Game..... 46.1
.378	Field Goal %age..... .412
.462	Opp. Field Goal %age ..... .326
.303	3-Pt. Field Goal %age ..... .263
.342	Opp. 3-Pt. Field Goal %age..... .286
.721	Free Throw %age..... .509
16.8	FTs Made Per Game ..... 12.4
12.7	Assists Per Game ..... 10.6
-2.7	Turnover Margin ..... +0.9
36.5	Rebounds Per Game ..... 46.3
-7.7	Rebounding Margin..... +17.4
7.5	Steals Per Game..... 8.9
3.2	Blocked Shots Per Game ..... 2.7

## Uniform Patch











The Gamecocks continue to wear the patch added to their uniforms last season to honor teammate Shelbretta Ball, who was medically disqualified from playing in Fall 2011. The team wanted Brett and everyone watching to know that she will always be an integral part of them and whatever they achieve this season.

Additionally, senior guard Ieasia Walker changed her jersey number this season to honor her teammate who was slated to wear that number prior to being medically disqualified.

## A Snapshot of the 2012-13 Gamecocks

Probable starters noted by shaded background

	<p style="text-align: center;"><b>#2</b> <b>Leasia Walker</b> 5-8 • Senior • Guard Amityville, N.Y. (Copiague HS)</p>	<p>GP 9 SPG 1.4 GS 9 BPG 0.4 PPG 8.6 FG% .324 RPG 3.3 3FG% .333 APG 3.0 FT% .593</p>	<ul style="list-style-type: none"> <li>• Is 11th in SEC in 3-pointers made per game (1.4) and 5th in minutes per game (32.1)</li> <li>• Played 43 minutes vs. Drexel, locking down top scorer for final nine minutes of game to finish off comeback victory</li> <li>• Changed jersey number to recognize teammate Shelbretta Ball</li> </ul>
	<p style="text-align: center;"><b>#5</b> <b>Khadijah Sessions</b> 5-8 • Freshman • Guard Myrtle Beach, S.C. (Myrtle Beach)</p>	<p>GP 9 SPG 0.9 GS 0 BPG 0.0 PPG 4.3 FG% .389 RPG 1.0 3FG% .182 APG 1.1 FT% .500</p>	<ul style="list-style-type: none"> <li>• Swiped a pair of steals at Seton Hall</li> <li>• Hit first career 3-pt. vs. Florida Gulf Coast</li> <li>• Parade High School All-American; rated No. 7 point guard and No. 40 player overall in class of 2012 by ESPN Hoopgurlz</li> </ul>
	<p style="text-align: center;"><b>#12</b> <b>Wilka Montout</b> 6-3 • Junior • Center Cayenne, French Guiana (Northeastern Okla. A&amp;M)</p>	<p>GP 9 SPG 0.3 GS 0 BPG 0.2 PPG 3.9 FG% .283 RPG 2.3 3FG% .250 APG 0.4 FT% .545</p>	<ul style="list-style-type: none"> <li>• Grabbed five of six boards vs. Savannah State on offensive end</li> <li>• Scored eight of her 10 points at LA Tech during 11-5 second-half run that put game out of reach</li> <li>• Third-Team JUCO All-American in 2011-12</li> <li>• Multi-faceted post who can stretch defenses with outside shooting</li> </ul>
	<p style="text-align: center;"><b>#15</b> <b>Tiffany Davis</b> 5-7 • Freshman • Guard Houston, Texas (Westbury Christian)</p>	<p>GP 3 SPG 1.7 GS 0 BPG 0.0 PPG 4.0 FG% .500 RPG 1.3 3FG% .250 APG 1.3 FT% .750</p>	<ul style="list-style-type: none"> <li>• Will have season-ending surgery to repair the ligament injury in her right knee suffered against Savannah State on Nov. 15</li> </ul>
	<p style="text-align: center;"><b>#20</b> <b>Sancheon White</b> 5-10 • Senior • Guard Hammon, Ind. (Central Arizona College)</p>	<p>GP 9 SPG 1.2 GS 9 BPG 0.8 PPG 6.4 FG% .404 RPG 4.4 3FG% .273 APG 1.0 FT% .750</p>	<ul style="list-style-type: none"> <li>• Posted 8.5 ppg over last four games</li> <li>• Hit tying 3-pointer to send Drexel game to OT and blocked potential game-tying 3-point attempt in last 10 seconds of OT</li> <li>• Scored career-high 11 points vs. FGCU and 10 against DePaul</li> <li>• Solid lockdown defender with expanding offense and rebounding skills</li> </ul>
	<p style="text-align: center;"><b>#21</b> <b>Ashley Bruner</b> 6-0 • Senior • Forward Norman, Okla. (Norman HS)</p>	<p>GP 9 SPG 1.7 GS 9 BPG 0.3 PPG 12.0 FG% .522 RPG 7.6 3FG% .000 APG 1.2 FT% .250</p>	<ul style="list-style-type: none"> <li>• Has led team in points, rebounds or both in 7 of 9 games</li> <li>• Ranks 25th in SEC in ppg, fifth in FG %age and 10th in rpg</li> <li>• Posted all of her 12 pts and 8 rebs vs. Drexel after halftime, including game-winning basket and final defensive rebound in OT</li> <li>• All-Tournament selection at Paradise Jam with 10.3 ppg and 9.3 rpg</li> </ul>
	<p style="text-align: center;"><b>#23</b> <b>Tina Roy</b> 5-11 • Sophomore • Guard Kaplan, La. (Kaplan HS)</p>	<p>GP — SPG — GS — BPG — PPG — FG% — RPG — 3FG% — APG — FT% —</p>	<ul style="list-style-type: none"> <li>• Will not dress after ACL surgery on her right knee on Aug. 15</li> <li>• Had great 2012 SEC Tournament with 8.7 points per game</li> </ul>
	<p style="text-align: center;"><b>#24</b> <b>Aleighsa Welch</b> 6-0 • Sophomore • Forward Goose Creek, S.C (Goose Creek)</p>	<p>GP 9 SPG 0.9 GS 9 BPG 0.3 PPG 12.0 FG% .656 RPG 10.2 3FG% 1.000 APG 0.4 FT% .675</p>	<ul style="list-style-type: none"> <li>• Leads SEC in rebounding and in offensive rebounds</li> <li>• Leads SEC and tied for eighth in nation with five double-doubles, including four in last five games</li> <li>• Leads SEC with six double-digit rebound games</li> <li>• Career-high 15 rebs. vs. Drexel are second-most in SEC this season</li> </ul>
	<p style="text-align: center;"><b>#25</b> <b>Tiffany Mitchell</b> 5-9 • Freshman • Guard Charlotte, N.C. (Providence Day)</p>	<p>GP 9 SPG 1.3 GS 9 BPG 0.0 PPG 10.7 FG% .456 RPG 6.6 3FG% .400 APG 1.8 FT% .474</p>	<ul style="list-style-type: none"> <li>• Ranks 14th in SEC in rebounding and is third on team in scoring</li> <li>• Posted first career double-double at Seton Hall (14 pts/11 reb)</li> <li>• Was 2-of-2 from 3-pt range vs. Drexel, including one late in 2nd half to help force OT</li> <li>• Gatorade NC PoY, Miss Basketball NC and Parade All-American</li> </ul>
	<p style="text-align: center;"><b>#31</b> <b>Asia Dozier</b> 5-10 • Freshman • Guard Columbia, S.C. (Spring Valley)</p>	<p>GP 9 SPG 0.4 GS 0 BPG 0.1 PPG 3.3 FG% .176 RPG 3.0 3FG% .158 APG 1.1 FT% .667</p>	<ul style="list-style-type: none"> <li>• Struggling with shot but still working to contribute the little things the team needs</li> <li>• Gatorade South Carolina Player of the Year and Miss Basketball South Carolina in 2011-12</li> <li>• Father, Perry, and uncle Terry, both played basketball at Carolina</li> </ul>
	<p style="text-align: center;"><b>#33</b> <b>Elem Ibiam</b> 6-3 • Sophomore • Center Fayetteville, Ga. (Fayette County HS)</p>	<p>GP 7 SPG 0.1 GS 0 BPG 0.6 PPG 2.3 FG% .250 RPG 3.6 3FG% — APG 0.0 FT% .462</p>	<ul style="list-style-type: none"> <li>• Averaged 3.3 rebs per game at Paradise Jam in 11.0 minutes per game</li> <li>• Grabbed career-high 11 rebounds against Elon, six offensive</li> <li>• Has been praised by Coach Staley early for her offseason work</li> <li>• Blocked five shots in NCAA Tournament first-round win over Eastern Michigan, the most in program history at the event</li> </ul>

## Quick Facts

### The University

**Location:** Columbia, S.C.  
**Founded:** 1801  
**Enrollment:** 30,721  
**Colors:** Garnet (PMS 202C) and Black  
**Nickname:** Gamecocks  
**Conference:** Southeastern  
**President:** Dr. Harris Pastides  
**Athletics Director:** Ray Tanner  
**Facility:** Colonial Life Arena (18,000)

### Coaching Staff

**Head Coach:** Dawn Staley  
**Alma Mater:** Virginia, 1992  
**Overall Record:** 248-138 (13th season)  
**School Record:** 76-58 (5th season)  
**Assoc. Head Coach (Alma Mater):**  
 Lisa Boyer (Ithaca, 1972)  
**Assistant Coaches (Alma Mater):**  
 Nikki McCray (Tennessee, 1995)  
 Darius Taylor (Michigan, 2000)

### Team Information

**2011-12 Record:** 25-10  
 Home: 12-3 Away: 9-5 Neutral: 4-2  
**SEC Record (Finish):** 10-6 (T-4th)  
 Home: 6-2 Away: 4-4  
**Letterwinners Returning/Lost:** 6/7  
**Starters Returning/Lost:** 1/4

### Program History

**First Year of Women's Basketball:** 1974-75  
**All-Time Record:** 656-487 (38 seasons)  
**All-Time SEC Record:** 91-192 (21 seasons)  
**NCAA Appearances (Last):** 9 (2012)  
**NCAA Tournament Record:** 10-9  
**WNIT Appearances (Last):** 4 (2011)  
**WNIT Record:** 3-4

### Media Relations

**Women's Basketball Contact:** Diana Koval  
**Office:** 803.777.7977  
**Cell:** 314.369.6050  
**Email:** dkoval@mailbox.sc.edu  
**Press Row Phone:** 803.777.6182  
**Athletics Department on the Web**  
**Website:** GamecocksOnline.com  
**Twitter:** @GamecocksOnline.com  
**Facebook:** Facebook.com/GamecocksOnline  
**You Tube:** YouTube.com/GamecocksOnline  
**Women's Basketball on Twitter**  
**Team:** @GamecockWBB  
**Head Coach:** @DawnStaley

## Pronunciation Guide

Ashley Bruner..... BREW-ner  
 Asia Dozier.....DOE-zhur  
 Elem Ibiam .....ELL-um IB-ee-um  
 Wilka Montout ..... WIL-kuh mawn-TOO  
 Khadijah Sessions..... kuh-DEE-zhuh  
 Ieasia Walker ..... eye-EESH-uh  
 Aleighsa Welch .....uh-LEE-suh  
 Sancheon White.....SAN-chee-on

## A South Carolina Win Would...

- Make the Gamecocks 10-0 to start the season, tying the 1981-82 team's school-record season-opening mark. That team went on to make the program's first NCAA Sweet 16 appearance.
- Be the Gamecocks' fifth straight over Furman, pushing their record against the Paladins to 12-1.

## By the Numbers

- 0 Points the Gamecocks allowed Drexel leading scorer Hollie Mershon in the final nine minutes of the game to key their comeback from a 14-point halftime deficit
- 1 Player in the SEC averaging a double-double this season – Aleighsa Welch (12.0 ppg/10.2 rpg)
- 2 Gamecocks posting a double-double at Seton Hall – Aleighsa Welch (14 pts/10 rebs) and Tiffany Mitchell (13 pts/11 rebs) – the first duo to turn the trick since March 4, 2010, against Ole Miss
- 3 Gamecocks who have posted a double-double this season – Aleighsa Welch (5), Ashley Bruner (1) and Tiffany Mitchell (1)
- 4 Games this season in which the Gamecocks have out-rebounded their opponent by 20 or more – vs. Florida Gulf Coast (+26; Nov. 24), vs. Hampton (+25; Nov. 22), vs. Savannah State (+24; Nov. 15) and Elon (+20; Nov. 9)
- 5 Double-doubles by sophomore forward Aleighsa Welch this season, the most in the SEC and tied for eighth in the nation
- 7 Games this season in which senior forward Ashley Bruner has led the team in either points or rebounds or both
- 7 Double-doubles recorded by the Gamecocks this season after last season's squad posted just two
- 8 Games this season in which the Gamecocks have led at halftime after an 8-0 run to close the first half at Seton Hall turned a six-point deficit into a 24-22 advantage at the break
- 10 Rebounds more than Drexel that South Carolina collected after halftime, turning a nine-rebound deficit at halftime into a 38-37 advantage at the final horn
- 14 Deficit at halftime for the Gamecocks against Drexel before coming back to win in overtime, the largest deficit South Carolina has overcome since rallying from 18 points down with 8:15 to play in the first half against LSU on Jan. 6, 2011 and the largest second-half deficit overcome by the Gamecocks in the Dawn Staley era

## The Furman Series

The Gamecocks and Paladins have met 12 times prior to today's matchup with South Carolina holding an 11-1 advantage. After a 10-year break, the two teams restarted the in-state rivalry last season. The Gamecocks scored a 72-33 victory on Dec. 11, 2011, in that meeting at Colonial Life Arena. The Paladins' lone win in the series was a 101-84 decision on Jan. 25, 1995, which was the last time the two teams met in Greenville.

## Scouting the Paladins

Furman is 3-3 on the season after dropping a pair of road games last week at then-No. 8/9 Georgia and Chattanooga. The Paladins were without their second-leading scorer and top rebounder, Sarah Durdaller, in those two outings and do not expect her to return until after Christmas.

With that loss, the offensive load rests with senior guard Teshia Griswold, who is pouring in 18.7 points per game and shooting 50.7 percent from the field, including a stunning 61.9 percent from 3-point range to rank fourth in the country. Sophomore forward Brittany Hodges has taken up the mantle on the rebounding side, pulling in 6.2 boards per game. Senior guard Kaitlin Murphy drives the

## 2012-13 Roster

No.	Name	Pos.	Ht	Yr.	Hometown/Last School
2	Ieasia Walker	G	5-8	Sr.	Amityville, N.Y./Copiague
5	Khadijah Sessions	G	5-8	Fr.	Myrtle Beach, S.C./Myrtle Beach
12	Wilka Montout	C	6-3	Jr.	French Guiana/NE Okla. A&M
15	Tiffany Davis	G	5-7	Fr.	Houston Texas/Westbury Christian
20	Sancheon White	G	5-10	Sr.	Hammond, Ind./Central Arizona
21	Ashley Bruner	F	6-0	Sr.	Norman, Okla./Norman
23	Tina Roy	G	5-11	So.	Kaplan, La./Kaplan
24	Aleighsa Welch	F	6-0	So.	Goose Creek, S.C./Goose Creek
25	Tiffany Mitchell	G	5-9	Fr.	Charlotte, N.C./Providence Day
31	Asia Dozier	G	5-10	Fr.	Columbia, S.C./Spring Valley
33	Elem Ibiam	C	6-3	So.	Fayetteville, Ga./Fayette County
	Shelbretta Ball#	G	5-8	So.	Jackson, Miss./Jackson Academy

**Head Coach:** Dawn Staley

**Associate Head Coach:** Lisa Boyer

**Assistant Coaches:** Nikki McCray, Darius Taylor

# denotes declared medically ineligible



offense with 3.8 assists per game, but she has turned the ball over 4.2 times per game as well.

As a team, the Paladins are scoring 64.7 points per game on 37.8 percent shooting, including 30.3 percent from 3-point range. They have been out-rebounded by their opponents by 7.7 boards per game while giving up 76.5 points per game on 46.2 percent field goal shooting, including 34.2 percent from outside the arc.

Head coach Jackie Carson is in her third season at her alma mater with a 32-35 record.

## Current Gamecock Streaks

	Total	Home	Road	Neut.
Overall	W9	W5	W3	W3
SEC	W1	W1	L1	—
Non-Conference	W9	W9	W4	W3
Ranked Teams	L1	L2	W1	L2

## Gamecocks' Five-Second Count

With a complementary blend of youth and experience, South Carolina has opened the season 9-0 for the first time since the 1988-89 team also won its first nine contests. The Gamecocks have shown they have an array of offensive weapons and are dominant on the glass this season while the defense has dropped off very little from last season's NCAA Tournament Sweet 16 effort. Three Gamecocks average double-figure points with three other netting six or more points per game. South Carolina ranks third in the nation with a +17.4 rebounding margin and has three players ranked among the SEC's top 15 rebounders. Defensively, the Gamecocks have held seven of their nine opponents this season under 50 points and limited four of the nine to under 30 percent field goal shooting, including Hampton which hit just 19.3 percent (11-57) from the field for the second-lowest opponent field goal percentage of the Staley era.

## Home Sweet Home

South Carolina is in its 11th season at Colonial Life Arena and enjoys a 109-55 (.664) record in that time. Overall, the Gamecocks are 353-152 all-time in home games. Since South Carolina first entered a conference in the 1983-84 season, the Gamecocks are 285-131 in non-conference home games.

Head coach Dawn Staley has amassed a 43-22 home record in her fifth season at the helm, including a 26-5 mark in non-conference action.

## Deciding in December

South Carolina has a 152-77 (.664) record all-time in the month of December, including a 20-7 (.741) record under fifth-year head coach Dawn Staley. In fact, December is the lone month during which Staley has had a winning record each of her first four seasons. The Gamecocks are 90-22 (.804) at home in the final month of the calendar year with a 51-17 (.750) mark at Colonial Life Arena. South Carolina is 33-30 in road games in December and 24-23 at neutral-site contests during the month.

## Working Overtime

After Wednesday's 58-55 win over Drexel, South Carolina is 16-14 all-time in overtime games, including a 1-3 mark in double-overtime contests. Since taking the reins for the 2008-09 season, Gamecock head coach Dawn Staley has amassed a 5-3 record in extended games. South Carolina played a school-record four overtime games in 2010-11, going 2-2, and in 1995-96, going 1-3.

## Reading the Rankings

South Carolina moved up to No. 21 in the USA Today Coaches' Poll this week after making its season debut on the list last week. With a 9-0 record, including five games away from home, the Gamecocks are among the nation's top 15 in RPI (varies depending on the organization). In the SEC, only Tennessee has a higher RPI than South Carolina.



## Around the SEC

(Thru games of Dec. 7)

	SEC Games			Overall		
	W	L	Pct.	W	L	Pct.
Georgia	0	0	.000	10	0	1.00
South Carolina	0	0	.000	9	0	1.00
Arkansas	0	0	.000	8	1	.889
Kentucky	0	0	.000	7	1	.875
Tennessee	0	0	.000	6	1	.857
Alabama	0	0	.000	5	1	.833
Missouri	0	0	.000	7	2	.778
Auburn	0	0	.000	5	2	.714
Florida	0	0	.000	7	3	.700
Vanderbilt	0	0	.000	7	3	.700
LSU	0	0	.000	4	2	.667
Ole Miss	0	0	.000	4	2	.667
Texas A&M	0	0	.000	4	3	.571
Mississippi St.	0	0	.000	4	5	.444

### Coming Up

#### December 2

MTSU at Kentucky, 1 p.m.

Hofstra at Auburn, 3 p.m.

Tulane at LSU, 3 p.m.

Rankings are listed as AP/Coaches Poll  
All Times Eastern; TV Network in ()

## AP Top 25

(Week of Dec. 3)

1. Stanford	8-0
2. Connecticut	6-0
3. Baylor	6-1
4. Duke	6-0
5. Notre Dame	5-0
6. Georgia	9-0
7. Kentucky	6-1
8. Louisville	8-1
9. Maryland	4-1
10. Penn State	6-1
11. California	6-1
12. Texas	5-0
13. Oklahoma	7-1
14. Tennessee	6-1
15. Purdue	7-1
16. Oklahoma State	6-0
17. UCLA	4-1
18. Kansas	7-0
19. Dayton	9-0
20. Ohio State	5-2
21. North Carolina	7-1
22. Iowa State	5-0
23. Miami (Fla.)	5-1
24. Florida State	7-0
25. Nebraska	6-2

## ESPN/USA Today Top 25

(Week of Dec. 3)

1. Stanford	8-0
2. Connecticut	6-0
3. Baylor	6-1
4. Duke	6-0
5. Notre Dame	5-0
6. Kentucky	6-1
7. Georgia	9-0
8. Louisville	8-1
9. Maryland	4-1
10. Penn State	6-1
11. California	6-1
12. Oklahoma	7-1
13. Tennessee	6-1
14. Purdue	7-1
15. Oklahoma State	6-0
16. Texas	5-0
17. Kansas	7-0
18. Dayton	9-0
19. UCLA	4-1
20. Ohio State	5-2
21. South Carolina	9-0
22. Nebraska	6-2
23. West Virginia	4-2
24. Florida State	7-0
25. St. John's	4-2

## Games Led Team In...

(Tied for team lead in each category included)

Scoring	2012-13	Career	Record
Ashley Bruner	5	11	9-2
Aleighsa Welch	3	7	5-2
Tiffany Mitchell	2	2	2-0
Ieasia Walker	1	21	11-10
Tina Roy	0	2	2-0

Rebounding	2012-13	Career	Record
Ashley Bruner	4	27	15-12
Aleighsa Welch	4	20	17-3
Tiffany Mitchell	3	3	3-0
Ieasia Walker	1	9	6-3
Sancheon White	1	4	2-2
Elem Ibiam	1	2	2-0

Assists	2012-13	Career	Record
Ieasia Walker	5	34	21-13
Tiffany Mitchell	2	2	2-0
Ashley Bruner	3	7	5-2
Sancheon White	1	3	3-0
Aleighsa Welch	1	1	1-0
Tina Roy	0	1	1-0

## Miscellaneous Stats

Double-Doubles	2012-13	Career	Record
Aleighsa Welch	5	5	5-0
Ashley Bruner	1	6	3-3
Tiffany Mitchell	1	1	1-0
Ieasia Walker	0	1	1-0

30+ Points	2012-13	Career	Record
Ieasia Walker	0	1	1-0

20+ Points	2012-13	Career	Record
Ieasia Walker	0	4	2-2

10+ Points	2012-13	Career	Record
Aleighsa Welch	7	17	14-3
Ashley Bruner	6	26	20-6
Tiffany Mitchell	5	5	5-0
Ieasia Walker	4	47	29-18
Sancheon White	2	4	4-0
Asia Dozier	1	1	1-0
Wilka Montout	1	1	1-0
Tina Roy	0	5	4-1

10+ Rebounds	2012-13	Career	Record
Aleighsa Welch	5	6	5-1
Ashley Bruner	2	8	5-3
Tiffany Mitchell	2	2	12-0
Asia Dozier	1	1	1-0
Elem Ibiam	1	1	1-0
Sancheon White	0	1	0-1
Ieasia Walker	0	1	1-0

5+ Assists	2012-13	Career	Record
Ieasia Walker	2	15	12-3
Asia Dozier	1	1	1-0

5+ Steals	2012-13	Career	Record
Tiffany Davis	1	1	1-0
Ieasia Walker	0	4	2-2

The Gamecocks' strength of schedule will continue to build over the course of the season, beginning with No. 1 Stanford on the horizon on Wed., Dec. 19. The Cardinal are just one of the four teams currently in the national rankings that South Carolina has ahead – Georgia, Kentucky (will play twice) and Tennessee.

## Going Glass

Prior to the season, head coach Dawn Staley talked about her reservations about her team's ability to rebound without the traditional physically imposing frontline. The Gamecocks have shaken off that criticism, and the team's concerted effort to crash the boards has South Carolina ranking third in the nation in rebounding margin at +17.4. The Gamecocks have not been out-rebounded yet this season.

In the Staley era, South Carolina has posted a +20 or better rebounding margin seven times, including four times this season, led by the Nov. 23 matchup against Florida Gulf Coast in which the Gamecocks out-boarded their opponent by 26. Against Clemson on Nov. 18, South Carolina faced a taller team for the first time and still snagged 18 more rebounds than the Lady Tigers.

## Twice as Nice

South Carolina forward Aleighsa Welch earned a spot on the 2012 SEC All-Freshman Team, but lacked a key resume bullet for forwards – a double-double. The sophomore has made up for last season's missing ingredient by amassing five through the team's first nine games this season. She leads the SEC in the category and is tied for eighth nationally. After narrowly missing the mark in the season opener, Welch picked up her first career double-double two games later with a 13-point, 12-rebound effort against Savannah State (Nov. 15). She added two more at the Paradise Jam against Hampton (Nov. 22) and Florida Gulf Coast (Nov. 24) and tacked on her fourth against Drexel (Nov. 28). She made it four in five games with a 14-point/10-rebound effort at Seton Hall (Dec. 2).

Welch leads the team and the SEC with six double-digit rebound games this season and also paces the Gamecocks in double-figure scoring outings with seven. The SEC leader in rebounds, she is currently

## Scoring Differentials

<b>Largest lead in a win</b> .....	by 36 (71-35), 2nd-7:30 vs. Savannah State, 11/15/12
<b>Largest deficit overcome to win</b> .....	by 14 (36-22), 1st-0:00 vs. Drexel, 11/28/12
<b>Largest lead given up in a loss</b> .....	
<b>Largest deficit in a loss</b> .....	

## Team Specialty Stats

South Carolina/Opponent

	Pts. in Paint	Pts. Off TOs	2nd Chance Pts	Fast Break Pts
11/9 Elon	52/18	34/11	22/5	24/8
11/12 at LA Tech	38/30	16/4	22/4	2/2
11/15 Sav. St.	40/20	15/12	19/8	6/4
11/18 Clemson	38/14	15/14	13/11	8/5
11/22 vs. HU	20/12	16/14	15/4	8/6
11/23 vs. FGCU	38/18	23/12	13/4	20/2
11/24 vs. DPU	40/22	6/11	10/8	14/7
11/28 Drexel	26/18	15/6	14/7	12/0
12/2 at SHU	30/22	20/10	13/2	6/10
12/9 Furman				
12/19 Stanford				
12/21 SC State				
12/29 WCU				
1/3 Tenn.				
1/6 at Miss. St.				
1/10 Vandy				
1/13 at Georgia				
1/17 LSU				
1/20 at Fla.				
1/24 Kentucky				
1/27 at Ark.				
2/3 Auburn				
2/7 at Ala.				
2/10 TX A&M				
2/14 at Ky.				
2/17 at Ole Miss				
2/24 Miss. St.				
2/28 at Missouri				
3/3 Florida				

## Starters vs. Bench Points

	SC Starters	Opp. Starters	SC Bench	Opp. Bench
11/9 Elon	54	29	23	15
11/12 at LA Tech	58	33	24	25
11/15 Sav. St.	50	42	28	5
11/18 Clemson	51	27	13	16
11/22 vs. HU	34	27	11	7
11/23 vs. FGCU	54	30	11	16
11/24 vs. DPU	47	40	8	6
11/28 Drexel	49	43	9	12
12/2 at SHU	50	38	5	4
12/9 Furman				
12/19 Stanford				
12/21 SC State				
12/29 WCU				
1/3 Tenn.				
1/6 at Miss. St.				
1/10 Vandy				
1/13 at Georgia				
1/17 LSU				
1/20 at Fla.				
1/24 Kentucky				
1/27 at Ark.				
2/3 Auburn				
2/7 at Ala.				
2/10 TX A&M				
2/14 at Ky.				
2/17 at Ole Miss				
2/24 Miss. St.				
2/28 at Missouri				
3/3 Florida				

averaging a double-double for the season – 12.0 points and 10.2 rebounds.

## Posts Up – Spurs Up

For the first time in the Dawn Staley era, neither of the team's top two scorers are guards. Forwards Ashley Bruner and Aleighsa Welch have been an integral part in the team's 9-0 start this season, averaging 12.0 points each. Bruner's 52.2 percent field goal shooting slots her into sixth in the league, and Welch is hitting at a 65.6 percent clip, although she is five field goals shy of qualifying for the league standings in the category.

Additionally, Welch leads the league with 10.2 rebounds per game, while Bruner comes in with 7.6. Both are especially proficient on the offensive glass, ranking first and seventh, respectively, in the league. More than half of Welch's 92 total rebounds have come on the offensive end (48), while 47.1 percent of Bruner's have come on a Gamecock miss. Welch has the second-highest single-game rebound total in the SEC this season with her career-high 15 against Drexel.

## Preseason Predictions

South Carolina was picked by both the media and league's coaches to finish in the middle of the 14-team pack in the Southeastern Conference. The media predicted the Gamecocks would take seventh place, while the coaches slotted South Carolina into sixth.

Senior guard Ieasia Walker drew preseason second-team all-conference honors from both groups. She is the team's lone returning starter and the highest returning scorer from last year's squad. Her 7.9 points per game came with 3.2 assists per outing, which combined to earn her Second-Team All-SEC honors for the second-straight year.

## Watching the Gamecocks

Fans can catch up with the Gamecocks on television nine times this season. South Carolina will also live stream video of all of its non-televised home games for free via its official athletics website, [www.GamecocksOnline.com](http://www.GamecocksOnline.com).

South Carolina was 14-4 last season in games televised live, including a 7-1 mark in SEC action and a 4-2 record in postseason play.

## Quick Re-Take

South Carolina put together its best season in a decade last season, reaching the NCAA Tournament Sweet 16 for the first time since 2001-02 and making the program's first ever appearance in the SEC Tournament semifinals. The team's 25 victories tied for the most during the program's time in the SEC, matching that of the 2001-02 team, which advanced to the NCAA Elite Eight.

The Gamecocks found success behind a steady dose of stifling defense, ranked fourth in the nation, and a diversified offense. South Carolina allowed more than 55 points just 12 times in 25 games and held five nationally ranked opponents to that mark or lower. Seven different Gamecocks led the team in scoring, and eight scored in double figures at least once. South Carolina's 14-2 start earned the program's first national ranking since the end of the 2002-03 season, and the Gamecocks finished the season ranked No. 25 by the Associated Press. The team posted the most SEC wins since the 2001-02 squad also had 10. Signature league wins included the program's first sweeps of Vanderbilt and Florida and its first win over Tennessee in Knoxville.

## 2012-13 Double-Doubles

### Aleighsa Welch (5)

11/15	Savannah State	13 pts/12 rebs
11/22	vs. Hampton	16 pts/11 rebs
11/23	vs. Florida Gulf Coast	14 pts/11 rebs
11/28	Drexel	12 pts/15 rebs
12/2	at Seton Hall	14 pts/10 rebs

### Ashley Bruner (1)

11/24	vs. DePaul	11 pts/12 rebs
-------	------------	----------------

### Tiffany Mitchell (1)

12/2	at Seton Hall	13 pts/11 rebs
------	---------------	----------------

## 2012-13 Starting Lineups

Lineup	Record	Player	Record
Bruner, Welch, Walker, White, Mitchell	9-0 (1.000)	Ashley Bruner	9-0 (1.000)
		Tiffany Mitchell	9-0 (1.000)
		Ieasia Walker	9-0 (1.000)
		Aleighsa Welch	9-0 (1.000)
		Sancheon White	9-0 (1.000)

Date	Opponent	Result	Forward	Forward	Guard	Guard	Guard
11/9	Elon	W, 77-44	Bruner	Welch	Walker	White	Mitchell
11/12	at Louisiana Tech	W, 82-58	Bruner	Welch	Walker	White	Mitchell
11/15	Savannah State	W, 78-47	Bruner	Welch	Walker	White	Mitchell
11/18	Clemson	W, 64-43	Bruner	Welch	Walker	White	Mitchell
11/22	vs. Hampton	W, 45-34	Bruner	Welch	Walker	White	Mitchell
11/23	vs. Fla. Gulf Coast	W, 65-46	Bruner	Welch	Walker	White	Mitchell
11/24	vs. DePaul	W, 55-46	Bruner	Welch	Walker	White	Mitchell
11/28	Drexel	W, 58-55 (ot)	Bruner	Welch	Walker	White	Mitchell
12/2	at Seton Hall	W, 55-42	Bruner	Welch	Walker	White	Mitchell
12/9	Furman						
12/19	Stanford						
12/21	SC State						
12/29	Western Carolina						
1/3	Tennessee						
1/6	at Mississippi State						
1/10	Vanderbilt						
1/13	at Georgia						
1/17	LSU						
1/20	at Florida						
1/24	Kentucky						
1/27	at Arkansas						
2/3	Auburn						
2/7	at Alabama						
2/10	Texas A&M						
2/14	at Kentucky						
2/17	at Ole Miss						
2/24	Mississippi State						
2/28	at Missouri						
3/3	Florida						

## South Carolina's Record When...

	SEC Only	All Games		SEC Only	All Games
Record.....	0-0	9-0	No South Carolina players foul out.....	0-0	9-0
Playing a ranked opponent.....	0-0	0-0	One or more South Carolina players foul out.....	0-0	0-0
Playing at home.....	0-0	4-0	Having 10 or more assists.....	0-0	4-0
Playing on the road.....	0-0	2-0	Having less than 10 assists.....	0-0	5-0
Playing at neutral site.....	0-0	3-0	Scoring more pts. in paint than opponent.....	0-0	9-0
Leading at half.....	0-0	8-0	Scoring equal/less pts. in paint than opponent.....	0-0	0-0
Trailing at half.....	0-0	1-0	Scoring more pts. off TOs than opponent.....	0-0	8-0
Tied at half.....	0-0	0-0	Scoring equal/less pts. off TOs than opponent.....	0-0	1-0
Playing an overtime game.....	0-0	1-0	Scoring more 2nd-chance pts.....	0-0	9-0
0 players score in double-figures.....	0-0	0-0	Scoring equal/less 2nd-chance pts.....	0-0	0-0
1 player scores in double-figures.....	0-0	1-0	Scoring more fast break pts.....	0-0	7-0
2 players score in double-figures.....	0-0	3-0	Scoring equal/less fast break pts.....	0-0	2-0
3 players score in double-figures.....	0-0	3-0	Wearing white uniforms.....	0-0	6-0
4 players score in double-figures.....	0-0	1-0	Wearing black uniforms.....	0-0	3-0
5 players score in double-figures.....	0-0	1-0	Wearing garnet uniforms.....	0-0	0-0
Starters outscore opponent's starters.....	0-0	9-0	Playing in tournaments/classics.....	0-0	3-0
Opponent's starters score equal/more.....	0-0	0-0	Playing on live television.....	0-0	2-0
Bench outscores opponent's bench.....	0-0	5-0	Playing in November.....	0-0	8-0
Opponent's bench scores equal/more.....	0-0	4-0	Playing in December.....	0-0	1-0
Shooting 50% or better.....	0-0	0-0	Playing in January.....	0-0	0-0
Shooting between 40-49%.....	0-0	5-0	Playing in February.....	0-0	0-0
Shooting between 30-39%.....	0-0	4-0	Playing in March.....	0-0	0-0
Shooting less than 30%.....	0-0	0-0	Playing during the day.....	0-0	5-0
Opponent shoots 50% or better.....	0-0	0-0	Playing at night.....	0-0	4-0
Opponent shoots between 40-49%.....	0-0	2-0	Playing on Sunday.....	0-0	2-0
Opponent shoots between 30-39%.....	0-0	4-0	Playing on Monday.....	0-0	1-0
Opponent shoots less than 30%.....	0-0	3-0	Playing on Tuesday.....	0-0	0-0
Shooting better than opponent.....	0-0	7-0	Playing on Wednesday.....	0-0	2-0
Shooting worse than/equal to opponent.....	0-0	2-0	Playing on Thursday.....	0-0	2-0
Having more FTs made than opponent.....	0-0	6-0	Playing on Friday.....	0-0	2-0
Having equal/less FTs made than opponent.....	0-0	3-0	Playing on Saturday.....	0-0	1-0
Outrebounding opponent.....	0-0	9-0	Margin is 5 pts. or less.....	0-0	1-0
Having equal/less rebounds than opponent.....	0-0	0-0	Margin is between 6-10.....	0-0	1-0
Having more TOs than opponent.....	0-0	3-0	Margin is between 11-20.....	0-0	3-0
Having equal or less TOs than opponent.....	0-0	6-0	Margin is more than 20.....	0-0	4-0
Attempting more FT than 3FG.....	0-0	7-0	Having a 20-pt. scorer.....	0-0	0-0
Attempting equal/less FT than 3FG.....	0-0	2-0	Having a 30-pt. scorer.....	0-0	0-0
Making 5 or more 3FGs.....	0-0	4-0	Scoring 49 points or less.....	0-0	1-0
Making less than 5 3FGs.....	0-0	5-0	Scoring 50-59 points.....	0-0	3-0
Making no 3 FGs.....	0-0	3-0	Scoring 60-69 points.....	0-0	2-0
Attempting 15 or more 3FGs.....	0-0	4-0	Scoring 70-79 points.....	0-0	2-0
Attempting less than 15 3FGs.....	0-0	5-0	Scoring 80-89 points.....	0-0	1-0
			Scoring 90-99 points.....	0-0	0-0

## 2012-13 Team High / Low

South Carolina	Game Highs		Game Lows	
POINTS	82	at Louisiana Tech 11/12/12	45	vs. Hampton, 11/22/12
FIELD GOALS MADE	31	Savannah State, 11/15/12 Elon 11/9/12	15	vs. Hampton, 11/22/12
FIELD GOAL ATTEMPTS	70	Elon 11/9/12	46	vs. Hampton, 11/22/12
FIELD GOAL PERCENTAGE	.492 (30-61)	at Louisiana Tech 11/12/12	.326 (15-46)	vs. Hampton, 11/22/12
3 PT FIELD GOALS MADE	9	Savannah State, 11/15/12	0	vs. DePaul, 11/24/12 Clemson, 11/18/12 Elon 11/9/12
3 PT FG ATTEMPTS	25	Savannah State, 11/15/12	6	vs. DePaul, 11/24/12
3 PT FG PERCENTAGE	.412 (7-17)	Drexel, 11/28/12	.000 (0-14)	Clemson, 11/18/12 Elon 11/9/12
FREE THROWS MADE	22	Clemson, 11/18/12	7	vs. Florida Gulf Coast, 11/23/12 Savannah State, 11/15/12
FREE THROW ATTEMPTS	35	Clemson, 11/18/12	13	vs. Florida Gulf Coast, 11/23/12 Savannah State, 11/15/12
FREE THROW PERCENTAGE	.640 (16-25)	at Louisiana Tech 11/12/12	.370 (10-27)	vs. Hampton, 11/22/12
REBOUNDS	57	vs. Hampton, 11/22/12	38	at Seton Hall, 12/2/12 Drexel, 11/28/12
ASSISTS	20	at Louisiana Tech 11/12/12	1	vs. DePaul, 11/24/12
STEALS	14	Elon 11/9/12	4	Savannah State, 11/15/12
BLOCKED SHOTS	7	Drexel, 11/28/12	0	vs. Florida Gulf Coast, 11/23/12
TURNOVERS	29	vs. Hampton, 11/22/12	7	at Louisiana Tech 11/12/12
FOULS	19	Clemson, 11/18/12	8	at Seton Hall, 12/2/12

Opponent	Game Highs		Game Lows	
POINTS	58	at Louisiana Tech 11/12/12	34	vs. Hampton, 11/22/12
FIELD GOALS MADE	22	Drexel, 11/28/12	11	vs. Hampton, 11/22/12 Clemson, 11/18/12
FIELD GOAL ATTEMPTS	64	vs. DePaul, 11/24/12	44	vs. Florida Gulf Coast, 11/23/12
FIELD GOAL PERCENTAGE	.423 (22-52)	Drexel, 11/28/12	.193 (11-57)	vs. Hampton, 11/22/12
3 PT FIELD GOALS MADE	7	Drexel, 11/28/12 vs. Florida Gulf Coast, 11/23/12	1	Clemson, 11/18/12
3 PT FG ATTEMPTS	29	vs. Florida Gulf Coast, 11/23/12	5	Savannah State, 11/15/12
3 PT FG PERCENTAGE	.583 (7-12)	Drexel, 11/28/12	.100 (1-10)	Clemson, 11/18/12
FREE THROWS MADE	20	Clemson, 11/18/12	2	at Seton Hall, 12/2/12
FREE THROW ATTEMPTS	24	Clemson, 11/18/12 at Louisiana Tech 11/12/12	4	at Seton Hall, 12/2/12
FREE THROW PERCENTAGE	.833 (20-24)	Clemson, 11/18/12	.500 (2-4)	at Seton Hall, 12/2/12
REBOUNDS	37	Drexel, 11/28/12	20	vs. Florida Gulf Coast, 11/23/12
ASSISTS	12	Drexel, 11/28/12 at Louisiana Tech 11/12/12	4	Elon 11/9/12
STEALS	13	vs. Hampton, 11/22/12	3	at Louisiana Tech 11/12/12
BLOCKED SHOTS	7	Drexel, 11/28/12 Clemson, 11/18/12	0	vs. DePaul, 11/24/12 at Louisiana Tech 11/12/12
TURNOVERS	22	Elon 11/9/12	11	vs. DePaul, 11/24/12
FOULS	30	Clemson, 11/18/12	13	Savannah State, 11/15/12



# Staley Era Records

## Scoring

Most	Points
1. at Clemson, 11/19/09	92
2. vs. North Carolina, 12/20/09	85
3. at Louisiana Tech, 11/12/12	82
4. at Alabama, 1/10/10	80
vs. Eastern Michigan, 3/17/12	80

Fewest	Points
1. at Stanford, 11/26/10	32
2. vs. Georgia, 3/4/11	34
3. vs. Mississippi State, 3/5/09	39
4. at Mississippi State, 2/26/09	41
5. at Penn State, 11/16/08	42

Fewest Allowed	Points
1. vs. South Carolina State, 12/14/11	21
2. vs. Presbyterian, 11/27/11	24
3. vs. Furman, 12/11/11	33
vs. Savannah State, 12/5/10	33
5. vs. Hampton, 11/22/12	34
vs. Ohio University, 11/28/08	34

Most Allowed	Points
1. at Clemson, 11/19/09	94
2. vs. North Carolina, 12/20/09	93
3. vs. Xavier, 11/12/10	84
4. at Tennessee, 2/17/11	82
at Florida, 2/22/09	82

## Margin of Outcome

Victory	Score	Margin
1. vs. South Carolina State, 12/14/11	66-21	+45
2. vs. Furman, 12/11/11	72-33	+39
3. vs. Elon, 11/9/12	77-44	+33
4. vs. Eastern Michigan, 3/17/12	80-48	+32
5. vs. Savannah State, 11/15/12	78-47	+31
vs. North Carolina, 12/18/11	79-48	+31

Defeat	Score	Margin
1. at Stanford, 11/26/10	32-70	-38
2. vs. Georgia, 3/4/11	34-66	-32
3. vs. Stanford, 12/19/08	47-78	-31
4. at Penn State, 11/21/10	48-78	-30
5. vs. Connecticut, 12/28/08	48-77	-29

## Field Goals

Made	FGM
1. vs. North Carolina, 12/20/09	34
at Clemson, 11/19/09	34
3. vs. North Carolina, 12/18/11	33
4. vs. Eastern Michigan, 3/17/12	32
5. 6 Times, Last vs. Savannah State, 11/15/12	31
vs. Elon, 11/9/12	31

Attempts	FGA
1. vs. Penn State, 11/20/11	76
2. at Clemson, 11/19/09	74
3. vs. Tennessee, 1/20/11	73
4. vs. NC State, 12/13/09	71
5. vs. Elon, 11/9/12	70
vs. North Carolina, 12/18/11	70
at Florida, 2/22/09	70

Highest Percentage (Min. 40 FGA)	FGM-A	Pct
1. at Alabama, 1/10/10	31-52	.596
2. at Alabama, 2/19/12	25-45	.556
3. vs. Kentucky, 1/14/10	31-56	.554
4. vs. Eastern Michigan, 3/17/12	32-60	.533
5. vs. Presbyterian, 12/28/10	25-48	.521

Lowest Percentage (Min. 40 FGA)	FGM-A	Pct
1. at Stanford, 11/26/10	12-55	.218
2. vs. Georgia, 3/4/11	12-52	.231
3. at Kentucky, 2/5/09	13-55	.236
4. at Georgia, 1/2/11	13-54	.241
5. at Penn State, 11/21/10	17-70	.243

Lowest Allowed	FGM-A	Pct
1. vs. South Carolina State, 12/14/11	6-48	.125
2. vs. Hampton, 11/22/12	11-57	.193
3. vs. Clemson, 11/18/12	11-46	.239
4. vs. Presbyterian, 11/27/11	10-40	.250
vs. Furman, 12/11/11	11-44	.250

Highest Allowed	FGM-A	Pct
1. vs. Connecticut, 12/28/08	35-62	.565
vs. Florida, 1/9/11	26-46	.565
3. vs. Xavier, 11/12/10	34-61	.557
4. at Kentucky, 1/13/11	30-55	.545
5. vs. Vanderbilt, 2/27/11	27-50	.540

## 3-Point Field Goals

Made	3FGM
1. vs. Savannah State, 11/15/12	0
at Arkansas, 2/6/11	9
at Ole Miss, 1/16/11	9
vs. North Carolina, 12/18/11	9
vs. Ole Miss, 1/26/12	9

Attempts	3FGA
1. vs. Penn State, 11/20/11	29
2. vs. North Carolina, 12/19/10	28
3. vs. Savannah State, 11/15/12	25
at Ole Miss, 1/16/11	25
5. vs. Georgia, 2/16/12	23
vs. Boston University, 12/28/09	23
at Florida, 2/22/09	23

Percentage (Min. 5 3FGA)	3FGM-A	Pct
1. at Alabama, 1/10/10	8-12	.667
vs. Charlotte, 12/21/08	8-12	.667
3. vs. Florida, 2/12/12	8-13	.615
4. at Alabama, 2/19/12	5-9	.556
5. vs. Auburn, 1/17/10	8-15	.533

## Free Throws

Made	FTM
1. at Ole Miss, 1/22/09	26
2. vs. Charlotte, 12/21/08	24
3. at Georgia, 1/2/11	23
vs. Auburn, 1/8/09	23
5. vs. Clemson, 11/18/12	22
vs. Savannah State, 12/21/11	22

Attempts	FTM
1. at Xavier, 11/30/11	38
2. vs. Clemson, 11/18/12	35
3. at Georgia, 1/2/11	34
vs. Penn State, 11/22/09	34
at Clemson, 11/19/09	34

Percentage (Min. 10 FTA)	FTM-A	Pct
1. vs. Auburn, 1/2/09	23-26	.885
2. vs. San Diego State, 11/28/09	14-16	.875
3. at Tennessee, 1/7/10	10-12	.833
4. at Auburn, 2/4/10	9-11	.818
5. vs. Davidson, 11/24/08	13-16	.813

## Rebounding

Total	Rebs
1. vs. Hampton, 11/22/12	57
2. vs. Elon, 11/9/12	53
vs. Brown, 12/29/09	53
4. vs. High Point, 12/5/08	52
5. vs. Savannah State, 11/15/12	50

Offensive	ORebs
1. vs. Elon, 11/9/12	29
2. vs. College of Charleston, 11/23/11	27
3. vs. Savannah State, 11/15/12	25
vs. Penn State, 11/20/11	25
at Penn State, 11/21/10	25

Defensive	DRebs
1. vs. Hampton, 11/22/12	39
2. vs. Charlotte, 11/16/09	35
3. at Ole Miss, 1/22/09	33
4. vs. DePaul, 11/24/12	32
vs. Jacksonville, 12/30/08	32

Margin	Rebs	Margin
1. vs. Florida Gulf Coast, 11/23/12	46-20	+26
2. vs. Hampton, 11/22/12	57-32	+25
3. vs. Savannah State, 11/15/12	50-26	+24
4. vs. Alabama, 1/23/11	49-27	+22
5. vs. Jacksonville, 12/30/08	45-24	+21

## Assists

Game	Assists
1. at Louisiana Tech, 11/12/12	22
vs. Eastern Michigan, 3/17/12	22
3. vs. Alabama, 2/15/09	20
4. vs. North Carolina, 12/18/11	19
at Alabama, 1/10/10	19
vs. North Carolina, 12/20/09	19
vs. High Point, 12/5/08	19

## Steals

Game	Steals
1. vs. Furman, 12/11/11	21
2. vs. NC State, 12/12/10	16
vs. USC Upstate, 12/16/08	16
4. vs. High Point, 12/2/09	15
vs. Davidson, 11/24/08	15

## Blocked Shots

Game	Blocks
1. vs. Eastern Michigan, 3/17/12	11
vs. Furman, 12/11/11	11
3. at NC State, 12/4/11	9
vs. Alabama A&M, 11/14/11	9
5. at Xavier, 11/30/11	8
vs. Charleston Southern, 12/1/10	8

## Turnovers

Fewest	TOs
1. at Tennessee, 2/2/12	4
2. vs. Georgia, 3/2/12	5
vs. Ole Miss, 3/3/11	5
4. at Louisiana Tech, 11/12/12	7
vs. Tennessee, 3/3/12	7

Most	TOs
1. at Wake Forest, 12/3/08	32
2. vs. Hampton, 11/22/12	29
vs. Kentucky, 1/15/12	29
4. at Kentucky, 1/13/11	28
5. vs. Jacksonville, 12/30/08	26

# The Last Time ...

## Individual

### Scored 50 Points

**South Carolina** 51, Jocelyn Penn vs. Stetson, 1/4/03  
**Opponent** Never

### Scored 40 Points

**South Carolina** 51, Jocelyn Penn vs. Stetson, 1/4/03  
**Opponent** 46, Cornelia Gayden, LSU, 1/14/95

### Scored 30 Points

**South Carolina** 30, Ieasia Walker vs. Clemson, 11/18/10  
**Opponent** 32, LaQueta Ferguson, Florida International, 11/25/07

### Grabbed 20 Rebounds

**South Carolina** 25, Kelsey Bone vs. Boston University, 12/28/09  
**Opponent** 24, Courtney Paris, Oklahoma, 12/30/07

### Grabbed 15 Rebounds

**South Carolina** 15, Aleighsa Welch vs. Drexel, 11/28/12  
**Opponent** 15, Hollie Mershon, Drexel, 11/28/12

### Two Players with 20 or More Points

**South Carolina** La'Keisha Sutton 21/Markeshia Grant 20 vs. North Carolina, 12/18/11  
**Opponent** Angie Bjorklund 23/Shekinna Stricklen 21, Tennessee, 1/17/10

### Two Players with 10 or More Rebounds

**South Carolina** Tiffany Mitchell 11/Aleighsa Welch 10 at Seton Hall, 12/2/12  
**Opponent** Chiney Ogwumike 10/Nnemkadi Ogwumike 10, Stanford, 3/24/12

### Had 10 Assists

**South Carolina** 10, Samone Kennedy at Florida, 2/24/08  
**Opponent** 11, Marneshia Richard, Mississippi State, 1/21/07

### Had Five Steals

**South Carolina** 5, Tiffany Davis vs. Elon, 11/9/12  
**Opponent** 5, Sam Ramirez, Appalachian State, 3/16/11

### Had Five Blocked Shots

**South Carolina** 5, Elem Ibiom vs. Eastern Michigan, 3/17/12  
**Opponent** 5, Anne Marie Armstrong, Georgia, 2/16/12

### Had a Double-Double

**South Carolina** Aleighsa Welch (14 pts/10 rebs) and Tiffany Mitchell (13 pts/11 rebs) at Seton Hall, 12/2/12  
**Opponent** Hollie Mershon (19 pts/15 rebs), Drexel, 11/28/12

### Two Players had a Double-Double

**South Carolina** Aleighsa Welch (14 pts/10 rebs) / Tiffany Mitchell (13 pts/11 rebs) at Seton Hall, 12/2/12  
**Opponent** Chiney Ogwumike (11 pts/10 rebs)/Nnemkadi Ogwumike (39 pts/10 rebs), Stanford, 3/24/12

### Had a Triple-Double

**South Carolina** Iva Sliskovic (18 pts, 15 rebs, 10 assts) vs. High Point, 12/20/06  
**Opponent** Never

## Team

### Scored 100 Points

**South Carolina** 102 vs. North Carolina A&T, 3/21/08  
**Opponent** 103, Clemson, 11/21/03

### Won by 30 or More Points

**South Carolina** 78-47 (33) vs. Savannah State, 11/15/12  
**Opponent** 66-34 (32), Georgia, 3/4/11

### Shot 65% or Better from the Field

**South Carolina** .652 (45-69) vs. East Tennessee State, 12/19/00  
**Opponent** Never

### Shot 60% or Better from the Field

**South Carolina** .608 (31-51) vs. Jackson State, 12/7/07  
**Opponent** .604 (29-48), Vanderbilt, 1/18/01

### Shot 50% or Better from the Field

**South Carolina** .533 (32-60) vs. Eastern Michigan, 3/17/12  
**Opponent** .528 (28-53), Stanford, 3/24/12

### No Players in Double-Figure Points

**South Carolina** at Auburn, 1/19/12  
**Opponent** SC State, 12/14/11

### Five Players in Double-Figure Points

**South Carolina** at Louisiana Tech, 11/12/12  
**Opponent** Arkansas, 2/14/10

### Faced AP Top-25 Opponent

**Win** 72-61 at No. 13 Purdue, 3/19/12  
**Loss** 60-76 vs. No. 2 Stanford, 3/24/12

### Faced AP Top-10 Opponent

**Win** 64-60 at No. 8 Tennessee, 2/2/12  
**Loss** 60-76 vs. No. 2 Stanford, 3/24/12

### Faced AP Top-5 Opponent

**Win** 70-66 vs. No. 5 Vanderbilt, 1/28/98  
**Loss** 60-76 vs. No. 2 Stanford, 3/24/12

### Faced AP No. 1 Team

**Win** Never  
**Loss** 48-77 vs. No. 1 UConn, 12/29/08

### Overtime Game

**Win** 64-62 at Arkansas, 2/6/11  
**Loss** 60-74 vs. Vanderbilt, 2/27/11

### Double-Overtime Game

**Win** 92-91 at Florida State, 2/4/91  
**Loss** 92-94 at Clemson, 11/19/09

### South Carolina Was Ranked

**AP No. 1** Never  
**AP Top 10** No. 10, 2/18/02  
**AP Top 25** No. 25, Final Poll 2011-12



Official Basketball Box Score -- Game Totals -- Final Statistics  
**Elon vs South Carolina**  
 11/09/12 7 p.m. at Columbia, S.C./Colonial Life Arena



**Elon 44 • 0-1**

#	Player	Total		3-Ptr		Rebounds			PF	TP	A	TO	Blk	Stl	Min
		FG	FGA	FG	FGA	FT	FTA	Off							
02	EVANS, Kelsey	f	2-7	0-0	4-4	1	2	3	3	8	0	1	1	1	26
01	STEPHENSON, Zora	g	2-3	1-2	0-0	0	1	1	1	5	0	0	0	1	23
11	FORD, Ali	g	3-6	1-3	1-2	0	1	1	3	8	2	8	0	1	30
23	HARRIS, Kelsey	g	0-8	0-1	2-2	6	3	9	2	2	1	1	0	0	26
24	COFFER, Sam	g	2-6	0-1	2-2	2	3	5	2	6	0	2	0	0	26
05	REDMOND, Shon		5-13	0-0	0-1	2	3	5	4	10	1	7	0	1	22
10	HUDSON, Lauren		0-0	0-0	0-0	0	0	0	0	0	0	0	0	0	3
15	RAZOR, Nicole		0-1	0-0	0-0	0	0	0	0	0	0	1	0	0	2
21	COCHRANAM, Shannen		1-2	0-0	1-2	2	2	4	5	3	0	0	0	1	14
22	FARMER, Jessica		1-3	0-0	0-0	1	1	2	3	2	0	2	1	2	20
32	CARTER, Autumn		0-5	0-0	0-0	0	0	0	0	0	0	0	0	0	8
Team						2	1	3							
Totals			16-54	2-7	10-13	16	17	33	23	44	4	22	3	7	200

FG % 1st Half: 10-25 40.0% 2nd half: 6-29 20.7% Game: 16-54 29.6%  
 3FG % 1st Half: 1-2 50.0% 2nd half: 1-5 20.0% Game: 2-7 28.6%  
 FT % 1st Half: 4-4 100.0% 2nd half: 6-9 66.7% Game: 10-13 76.9%

**South Carolina 77 • 1-0**

#	Player	Total		3-Ptr		Rebounds			PF	TP	A	TO	Blk	Stl	Min
		FG	FGA	FG	FGA	FT	FTA	Off							
21	BRUNER, Ashley	f	7-11	0-0	1-5	3	0	3	0	15	0	2	0	0	24
24	WELCH, Aleighsa	f	4-6	0-0	1-2	5	4	9	1	9	1	2	0	3	25
03	WALKER, Ieasia	g	5-12	0-3	3-3	3	1	4	1	13	4	1	0	3	24
20	WHITE, Sancheon	g	4-6	0-0	0-0	1	1	1	1	8	2	0	0	0	13
25	MITCHELL, Tiffany	g	4-6	0-1	1-2	0	2	2	1	9	3	1	0	1	23
05	SESSIONS, Khadijah		3-7	0-1	2-3	0	0	0	1	8	0	1	0	0	10
12	MONTOUT, Wilka		0-3	0-2	1-4	2	0	2	2	1	2	1	0	1	18
15	DAVIS, Tiffany		2-4	0-1	2-2	1	2	3	1	6	3	2	0	5	20
30	DOZIER, Asia		0-8	0-6	4-7	4	6	10	4	4	0	2	1	0	26
33	IBIAM, Elem		2-7	0-0	0-2	6	5	11	0	4	0	3	2	1	17
Team						5	3	8							
Totals			31-70	0-14	15-30	29	24	53	12	77	15	15	3	14	200

FG % 1st Half: 17-30 56.7% 2nd half: 14-40 35.0% Game: 31-70 44.3%  
 3FG % 1st Half: 0-3 0.0% 2nd half: 0-11 0.0% Game: 0-14 0.0%  
 FT % 1st Half: 7-13 53.8% 2nd half: 8-17 47.1% Game: 15-30 50.0%

Officials: Kelly Johnson, Ed Sidlasky, Kim Thebo  
 Technical fouls: Elon-None. South Carolina-None.  
 Attendance: 2912

Score by periods	1st	2nd	Total
Elon	25	19	44
South Carolina	41	36	77

Last FG - ELON 2nd-05:13, SC 2nd-01:11.  
 Largest lead - ELON None, SC by 33 2nd-01:11.  
 Score tied - 0 times.  
 Lead changed - 0 times.



Official Basketball Box Score -- Game Totals -- Final Statistics  
**South Carolina vs Louisiana Tech**  
 11/12/12 7 p.m. at Thomas Assembly Center Ruston, La.



**South Carolina 82 • 2-0, 0-0 SEC**

#	Player	Total		3-Ptr		Rebounds			PF	TP	A	TO	Blk	Stl	Min
		FG	FGA	FG	FGA	FT	FTA	Off							
02	WALKER, Ieasia	*	3-10	3-6	1-2	1	2	3	2	10	8	1	1	2	35
20	WHITE, Sancheon	*	2-7	0-1	0-0	5	3	8	2	4	2	1	1	2	33
21	BRUNER, Ashley	*	8-10	0-0	1-3	0	2	2	3	17	3	0	0	0	22
24	WELCH, Aleighsa	*	4-6	0-0	6-8	4	4	8	3	14	1	0	2	2	26
25	MITCHELL, Tiffany	*	5-11	0-2	3-4	2	6	8	2	13	0	2	0	0	25
05	SESSIONS, Khadijah		1-1	0-0	1-2	1	0	1	0	3	1	1	0	1	8
12	MONTOUT, Wilka		4-10	1-2	3-4	1	2	3	3	12	0	1	0	0	23
15	DAVIS, Tiffany		1-1	1-1	1-2	0	1	1	0	4	0	0	0	0	6
31	DOZIER, Asia		2-5	1-4	0-0	1	1	2	2	5	5	0	0	2	22
Team						0	6	6							
Totals			30-61	6-16	16-25	15	27	42	17	82	20	7	4	9	200

FG % 1st Half: 14-33 42.4% 2nd half: 16-28 57.1% Game: 30-61 49.2%  
 3FG % 1st Half: 4-9 44.4% 2nd half: 2-7 28.6% Game: 6-16 37.5%  
 FT % 1st Half: 8-12 66.7% 2nd half: 8-13 61.5% Game: 16-25 64.0%

**Louisiana Tech 58 • 0-2, 0-0 WAC**

#	Player	Total		3-Ptr		Rebounds			PF	TP	A	TO	Blk	Stl	Min
		FG	FGA	FG	FGA	FT	FTA	Off							
01	Borum, Janay	*	2-6	0-0	0-0	0	1	1	2	4	5	4	0	1	20
02	Frazier, Whitney	*	1-7	0-1	1-2	0	2	2	4	3	0	1	0	1	23
04	Vucinic, Jelena	*	0-2	0-1	0-0	0	0	0	1	0	0	0	0	0	17
10	Lewis, Brittany	*	3-5	1-1	3-4	2	3	5	0	10	0	0	0	0	21
23	Perry, Lulu	*	6-14	2-7	2-4	0	2	2	0	16	3	2	0	0	38
00	Hayes, Courtney		2-4	0-1	0-0	1	4	5	3	4	2	0	0	0	13
03	Bryant, Jasmine		3-6	0-0	4-4	2	2	4	4	10	0	1	0	0	19
15	Jefferson, Brittney		0-3	0-0	2-6	0	3	3	2	2	0	0	0	1	26
21	Andrews, Kanedria		0-0	0-0	0-0	0	0	0	0	2	0	1	0	0	6
30	Anderson, Tavasha		3-4	0-0	3-4	1	0	1	1	9	1	2	0	0	15
33	Langston, Savanna		0-0	0-0	0-0	0	0	0	0	0	1	0	0	0	2
Team						0	4	4							
Totals			20-51	3-11	15-24	6	21	27	19	58	12	12	0	3	200

FG % 1st Half: 10-25 40.0% 2nd half: 10-26 38.5% Game: 20-51 39.2%  
 3FG % 1st Half: 1-4 25.0% 2nd half: 2-7 28.6% Game: 3-11 27.3%  
 FT % 1st Half: 6-10 60.0% 2nd half: 9-14 64.3% Game: 15-24 62.5%

Officials: Marlon Ramsey, John Fletcher, Kyle Bacon  
 Technical fouls: South Carolina-None. Louisiana Tech-None.  
 Attendance: 2160

Score by periods	1st	2nd	Total
South Carolina	40	42	82
Louisiana Tech	27	31	58

Last FG - SC 2nd-00:56, LATECH 2nd-01:14.  
 Largest lead - SC by 24 2nd-00:56, LATECH by 1 1st-19:25.  
 Score tied - 2 times.  
 Lead changed - 1 time.



Official Basketball Box Score -- Game Totals -- Final Statistics  
**Savannah State vs South Carolina**  
 11/15/12 7 p.m. at Columbia, S.C./Colonial Life Arena



**Savannah State 47 • 1-1**

#	Player	Total		3-Ptr		Rebounds			PF	TP	A	TO	Blk	Stl	Min
		FG	FGA	FG	FGA	FT	FTA	Off							
14	HOGUE, Erin	f	3-9	0-0	3-7	3	4	7	2	9	1	1	0	1	32
24	GREENE, Charmaine	f	1-3	0-0	0-0	2	1	3	3	2	0	1	1	1	14
04	NORMAN, Jasmine	g	4-7	1-2	0-0	1	1	2	1	9	1	1	1	1	19
23	KALU, Ezinne	g	4-13	0-1	2-5	1	2	3	3	10	3	3	0	1	37
35	THOMAS, Andrietta	g	4-10	0-0	4-4	1	2	3	1	12	1	2	0	0	27
05	UBA, Blessing		0-2	0-1	0-0	1	0	1	1	0	0	1	0	0	15
11	CUK, Smiljana		0-0	0-0	0-0	0	1	1	0	0	0	0	0	0	4
13	THOMAS, Jasmine		0-0	0-0	0-0	0	1	1	0	0	0	1	0	0	11
15	WILLIAMS, Jerryshia		0-1	0-0	0-0	0	1	1	0	0	0	0	0	0	11
21	KIRKLAND, Jasmine		0-0	0-0	0-0	0	1	1	0	0	0	1	0	1	7
22	TAYLOR, Alexandria		2-2	1-1	0-0	0	0	0	2	5	2	1	2	0	9
55	FRAZIER, Chantrell		0-3	0-0	0-0	0	0	0	0	0	0	1	1	1	14
Team						1	2	3							
Totals			18-50	2-5	9-16	10	16	26	13	47	8	12	5	6	200

FG % 1st Half: 7-24 29.2% 2nd half: 11-26 42.3% Game: 18-50 36.0%  
 3FG % 1st Half: 0-3 0.0% 2nd half: 2-2 100.0% Game: 2-5 40.0%  
 FT % 1st Half: 6-10 60.0% 2nd half: 3-6 50.0% Game: 9-16 56.3%

**South Carolina 78 • 3-0**

#	Player	Total		3-Ptr		Rebounds			PF	TP	A	TO	Blk	Stl	Min
		FG	FGA	FG	FGA	FT	FTA	Off							
21	BRUNER, Ashley	f	4-9	0-0	0-3	5	7	12	2	8	1	2	0	0	23
24	WELCH, Aleighsa	f	5-6	0-0	3-3	4	8	12	0	13	0	1	0	0	22
03	WALKER, Ieasia	g	3-4	3-4	1-2	1	0	1	1	10	5	5			



Official Basketball Box Score -- Game Totals -- Final Statistics  
**Hampton vs South Carolina**  
 11/22/12 2:15 p.m.AST at St. Thomas, U.S. Virgin Islands



**Hampton 34 • 4-1**

#	Player	Total		3-Ptr		Rebounds			PF	TP	A	TO	Blk	Stl	Min
		FG	FGA	FG	FGA	FT	FTA	Off							
13	AVANT, Keiara	f	1-9	0-1	6-6	2	1	3	4	8	0	3	0	1	35
21	BENNETT, Alyssa	f	5-20	1-4	2-6	1	7	8	3	13	0	6	0	2	40
33	WARD, Brielle	f	0-1	0-0	0-0	0	1	1	3	0	0	1	0	0	7
01	COLE, Kenia	g	0-1	0-0	0-2	0	4	4	1	0	2	1	0	3	26
02	HAMILTON, Nicole	g	2-15	0-5	2-2	1	2	3	2	6	3	1	1	3	40
11	PHILIPS, Ariel	g	1-1	0-0	0-0	0	1	1	2	2	0	1	0	2	16
15	JORDAN, Ryan	g	0-2	0-0	0-0	0	0	0	2	0	0	0	0	0	4
23	GUILFORD, JoNiquia	g	0-0	0-0	0-0	0	1	1	0	0	0	0	0	2	5
24	ALLEN, Olivia	g	2-6	1-2	0-0	0	2	2	2	5	0	0	0	0	14
25	BRUNSON, Delia	g	0-0	0-0	0-0	0	0	0	2	0	1	0	0	0	6
42	AUDAIN, Brascia	g	0-2	0-0	0-0	1	1	2	1	0	0	0	0	0	7
	<b>Team</b>					5	2	7							
	<b>Totals</b>		11-57	2-12	10-16	10	22	32	22	34	6	15	1	13	200

FG % 1st Half: 5-24 20.8% 2nd half: 6-33 18.2% Game: 11-57 19.3%  
 3FG % 1st Half: 1-4 25.0% 2nd half: 1-8 12.5% Game: 2-12 16.7%  
 FT % 1st Half: 2-4 50.0% 2nd half: 8-12 66.7% Game: 10-16 62.5%

Deadboll Rebounds 3,1

**South Carolina 45 • 5-0**

#	Player	Total		3-Ptr		Rebounds			PF	TP	A	TO	Blk	Stl	Min
		FG	FGA	FG	FGA	FT	FTA	Off							
21	BRUNER, Ashley	f	2-6	0-0	1-9	4	8	12	2	5	2	5	0	1	28
24	WELCH, Aleighsa	f	6-7	0-0	4-6	6	5	11	0	16	1	7	0	1	31
25	MITCHELL, Tiffany	g	2-9	1-3	2-4	0	8	8	3	7	2	4	0	1	27
02	WALKER, Ieasia	g	2-7	2-5	0-4	0	2	2	1	6	1	5	0	0	34
20	WHITE, Sancheon	g	0-3	0-0	0-0	2	4	6	2	0	0	0	0	1	30
05	SESSIONS, Khadijah	g	1-2	0-0	0-0	0	1	1	0	2	1	3	0	0	9
12	MONTOUT, Wilka	g	1-3	1-1	0-0	1	1	2	0	3	0	2	0	1	14
31	DOZIER, Asia	g	1-8	1-4	2-2	0	3	3	3	5	0	2	0	0	19
33	IBIAM, Elem	g	0-1	0-0	1-2	0	5	5	1	1	0	0	1	0	8
	<b>Team</b>					5	2	7							
	<b>Totals</b>		15-46	5-13	10-27	18	39	57	12	45	7	29	1	5	200

FG % 1st Half: 7-27 25.9% 2nd half: 8-19 42.1% Game: 15-46 32.6%  
 3FG % 1st Half: 3-6 50.0% 2nd half: 2-7 28.6% Game: 5-13 38.5%  
 FT % 1st Half: 2-4 50.0% 2nd half: 8-23 34.8% Game: 10-27 37.0%

Deadboll Rebounds 7

Officials: Dee Kanter, Bryan Brunette, Geraldine Smith  
 Technical fouls: Hampton-None. South Carolina-None.  
 Attendance: 2012 Ezybonds Global Payments Paradise Jam Women's Basketball Tournament  
 Presented by Basketball Travelers

Score by periods	1st	2nd	Total
Hampton	13	21	34
South Carolina	19	26	45

	In	Off	2nd	Fast	Bench
Points	Paint	T/O	Chance	Break	
HAM	12	14	4	6	7
SC	19	26	15	8	11

Last FG - HAM 2nd-01:40, SC 2nd-02:08.  
 Largest lead - HAM None, SC by 15 2nd-11:30.

Score tied - 0 times.  
 Lead changed - 0 times.



Official Basketball Box Score -- Game Totals -- Final Statistics  
**DePaul vs South Carolina**  
 11/24/12 4:30 p.m.AST at St. Thomas, U.S. Virgin Islands



**DePaul 46 • 5-2**

#	Player	Total		3-Ptr		Rebounds			PF	TP	A	TO	Blk	Stl	Min
		FG	FGA	FG	FGA	FT	FTA	Off							
31	PENNY, Jasmine	f	3-11	1-1	0-0	2	2	4	4	7	0	0	0	0	30
51	HARRY, Katherine	f	5-11	0-2	0-0	2	3	5	3	10	2	2	0	0	31
12	HRYNKO, Brittany	g	1-13	1-8	1-2	2	2	4	3	4	6	5	0	1	38
13	JENKINS, Chanise	g	3-10	0-3	0-0	1	3	4	5	6	2	2	0	0	28
21	REGOWSKI, Megan	g	5-11	2-4	1-2	4	4	8	1	13	0	1	0	3	34
20	ROYNOLDS, Kelsey	g	0-2	0-0	0-0	0	0	0	2	0	2	0	0	1	22
22	SCHULTE, Brooke	g	0-0	0-0	0-0	0	1	1	1	0	0	0	0	0	1
44	HARVEY-CARR, Brandi	g	1-4	0-0	0-0	1	0	1	1	2	0	0	0	1	9
54	SMITH, KELSEY	g	1-2	0-0	2-2	0	0	0	1	4	0	0	0	0	7
	<b>Team</b>					1	3	4							
	<b>Totals</b>		19-64	4-18	4-6	13	18	31	21	46	12	11	0	6	200

FG % 1st Half: 9-30 30.0% 2nd half: 10-34 29.4% Game: 19-64 29.7%  
 3FG % 1st Half: 2-8 25.0% 2nd half: 2-10 20.0% Game: 4-18 22.2%  
 FT % 1st Half: 1-2 50.0% 2nd half: 3-4 75.0% Game: 4-6 66.7%

Deadboll Rebounds 2,3

**South Carolina 55 • 7-0**

#	Player	Total		3-Ptr		Rebounds			PF	TP	A	TO	Blk	Stl	Min
		FG	FGA	FG	FGA	FT	FTA	Off							
21	BRUNER, Ashley	f	5-10	0-0	1-7	5	7	12	1	11	0	4	1	1	37
24	WELCH, Aleighsa	f	3-7	0-0	3-6	5	5	10	3	9	1	2	0	0	26
02	WALKER, Ieasia	g	4-11	0-3	3-4	2	4	6	0	11	0	2	1	1	32
20	WHITE, Sancheon	g	5-7	0-1	0-1	2	3	5	2	10	0	1	0	1	35
25	MITCHELL, Tiffany	g	1-5	0-0	4-8	1	5	6	1	6	0	4	0	2	29
05	SESSIONS, Khadijah	g	2-8	0-1	2-3	0	1	1	1	6	0	0	0	0	21
12	MONTOUT, Wilka	g	1-2	0-0	0-0	0	1	1	1	2	0	1	1	0	6
31	DOZIER, Asia	g	0-1	0-1	0-0	0	1	1	0	0	0	0	0	0	4
33	IBIAM, Elem	g	0-0	0-0	0-0	0	1	1	0	0	0	0	0	0	10
	<b>Team</b>					0	4	4							
	<b>Totals</b>		21-51	0-6	13-29	15	32	47	10	55	1	14	3	5	200

FG % 1st Half: 10-30 33.3% 2nd half: 11-21 52.4% Game: 21-51 41.2%  
 3FG % 1st Half: 0-4 0.0% 2nd half: 0-2 0.0% Game: 0-6 0.0%  
 FT % 1st Half: 2-5 40.0% 2nd half: 11-24 45.8% Game: 13-29 44.8%

Deadboll Rebounds 10

Officials: Dee Kanter, Denise Brooks, Lauren Holtkamp  
 Technical fouls: DePaul-None. South Carolina-None.  
 Attendance: 2012 Ezybonds Global Payments Paradise Jam Women's Basketball  
 Presented by Basketball Travelers  
 South Carolina wins the Reef Division Championship

Score by periods	1st	2nd	Total
DePaul	21	25	46
South Carolina	22	33	55

	In	Off	2nd	Fast	Bench
Points	Paint	T/O	Chance	Break	
DPU	22	11	8	7	6
SC	40	6	10	14	8

Last FG - DPU 2nd-00:49, SC 2nd-03:06.  
 Largest lead - DPU by 3 2nd-17:45, SC by 14 2nd-03:06.

Score tied - 3 times.  
 Lead changed - 5 times.



Official Basketball Box Score -- Game Totals -- Final Statistics  
**South Carolina vs Florida Gulf Coast**  
 11/23/12 4:30 p.m.AST at St. Thomas, U.S. Virgin Islands



**South Carolina 65 • 6-0**

#	Player	Total		3-Ptr		Rebounds			PF	TP	A	TO	Blk	Stl	Min
		FG	FGA	FG	FGA	FT	FTA	Off							
21	BRUNER, Ashley	f	7-12	0-1	1-3	3	1	4	2	15	1	3	0	1	27
24	WELCH, Aleighsa	f	6-7	0-0	2-3	6	5	11	1	14	0	1	0	0	23
02	WALKER, Ieasia	g	2-6	2-5	0-0	0	1	1	0	6	2	2	0	0	25
20	WHITE, Sancheon	g	5-11	1-1	0-1	3	2	5	0	11	2	2	0	3	29
25	MITCHELL, Tiffany	g	3-7	0-0	2-2	5	6	11	1	8	3	3	0	1	28
05	SESSIONS, Khadijah	g	2-5	1-3	0-0	1	0	1	2	5	2	1	0	1	21
12	MONTOUT, Wilka	g	1-4	0-0	0-0	3	2	5	3	2	1	1	0	0	16
31	DOZIER, Asia	g	1-6	0-5	0-0	1	0	1	5	2	1	2	0	0	16
33	IBIAM, Elem	g	0-3	0-0	2-4	1	3	4	0	2	0	0	0	0	15
	<b>Team</b>					1	2	3							
	<b>Totals</b>		27-61	4-15	7-13	24	22	46	14	65	12	15	0	6	200

FG % 1st Half: 14-29 48.3% 2nd half: 13-32 40.6% Game: 27-61 44.3%  
 3FG % 1st Half: 3-9 33.3% 2nd half: 1-6 16.7% Game: 4-15 26.7%  
 FT % 1st Half: 1-3 33.3% 2nd half: 6-10 60.0% Game: 7-15 46.7%

Deadboll Rebounds 2,2

**Florida Gulf Coast 46 • 2-3**

#	Player	Total		3-Ptr		Rebounds			PF	TP	A	TO	Blk	Stl	Min
		FG	FGA	FG	FGA	FT	FTA	Off							
03	MEADOR, Katie	f	1-1	0-0	0-0	3	0	3	5	2	1	2	0	0	24
02	GRADINJAN, Taylor	g	1-5	1-3	1-2	0	3	3	1	4	0	2	0	0	21
05	HANSEN, Sarah	g	7-12	1-4	3-4	3	3	6	2	18	3	0	0	1	29
23	ADAMS, Betsy	g	0-6	0-6	0-0	0	1	1	3	0	4	0	2	36	
30	IAMSTRONG, Joyce	g	2-7	2-6	0-0	0	2	2	5	6	0	3	0	2	25
04	MURRELL, Bethany	g	0-1	0-1	0-0	1	0	1	1	0	0	0	0	0	6
11	MOORE, Amanda	g	1-1	1-1	2-2	0	0	0	1	5	0	1	0	1	12
12	HAAS, Stephanie	g	0-1	0-1	0-0	0	0	0	0	0	1	2	0	0	10
13	CHATZIGIAKOUMI, Anth	g	2-6	2-6	0-0	0	1	1	1	6	2	1	1	0	17
21	GLUESING, Jaime	g	2-4	0-1	1-3	0	1	1	0	5	0	1	1	0</	





Official Basketball Box Score -- Game Totals -- Final Statistics  
**#-/24 South Carolina vs Seton Hall**  
 12/2/12 2:00 PM at South Orange, N.J. (Walsh Gymnasium)



**#-/24 South Carolina 55 • 9-0**

#	Player	Total		3-Ptr		Rebounds			PF	TP	A	TO	Blk	Stl	Min
		FG-FGA	FG-FGA	FT-FTA	Off	Def	Tot								
21	BRUNER, Ashley	f	4-8	0-1	1-4	3	4	7	1	9	2	3	0	5	30
24	WELCH, Aleighsa	f	5-11	0-0	4-4	7	3	10	1	14	0	2	0	1	32
02	WALKER, Ieasia	g	2-7	2-5	0-3	1	2	3	2	6	1	4	1	1	36
20	WHITE, Sancheon	g	2-6	0-2	4-4	1	0	1	0	8	0	0	1	1	26
25	MITCHELL, Tiffany	g	4-7	2-2	3-9	3	8	11	3	13	1	4	0	1	28
05	SESSIONS, Khadijah		1-5	0-2	1-3	1	0	1	0	3	1	0	0	2	15
12	MONTOU, Wilka		1-4	0-1	0-1	1	0	1	0	2	0	0	0	0	11
31	DOZIER, Asia		0-1	0-0	0-0	0	1	1	0	0	0	0	0	0	10
33	IBIAM, Elem		0-4	0-0	0-0	0	1	1	1	0	0	0	1	0	12
Team						0	2	2			1				
Totals			19-53	4-13	13-28	17	21	38	8	55	5	14	3	11	200

FG % 1st Half: 10-31 32.3% 2nd half: 9-22 40.9% Game: 19-53 35.8% Deadball Rebounds 9,2  
 3FG % 1st Half: 1-7 14.3% 2nd half: 3-6 50.0% Game: 4-13 30.8%  
 FT % 1st Half: 3-9 33.3% 2nd half: 10-19 52.6% Game: 13-28 46.4%

**Seton Hall 42 • 3-5**

#	Player	Total		3-Ptr		Rebounds			PF	TP	A	TO	Blk	Stl	Min
		FG-FGA	FG-FGA	FT-FTA	Off	Def	Tot								
13	MASEKO, Alexandra	f	4-6	0-0	0-0	0	0	0	4	8	1	2	0	1	22
44	JOHNSON, Janee	f	3-8	0-0	0-0	2	7	9	2	6	0	2	2	1	35
02	MORRIS, Brittany	g	4-11	2-4	0-0	0	5	5	3	10	2	2	0	1	38
05	BROWN, Alexis	g	3-5	0-0	1-2	0	1	1	5	7	3	5	0	3	28
11	SIMMONS, Ka-Deidre	g	3-7	1-1	0-0	0	1	1	1	7	5	4	0	4	39
01	RICHARDSON-SMITH,		0-4	0-1	0-0	0	1	1	0	0	0	1	2	0	8
03	EKEDIOWE, Chizoba		0-1	0-0	0-0	1	1	2	5	0	0	2	1	0	10
15	WEBB, Brittany		0-0	0-0	0-0	0	1	1	2	0	0	1	0	1	5
22	GREEN, Terry		1-3	1-2	0-0	0	3	3	1	3	0	0	0	0	9
55	JONES, Breanna		0-0	0-0	1-2	0	0	0	0	1	0	0	0	0	6
Team						0	3	3			1				
Totals			18-45	4-8	2-4	3	23	26	23	42	11	20	5	11	200

FG % 1st Half: 10-21 47.6% 2nd half: 8-24 33.3% Game: 18-45 40.0% Deadball Rebounds 3  
 3FG % 1st Half: 1-2 50.0% 2nd half: 3-6 50.0% Game: 4-8 50.0%  
 FT % 1st Half: 1-2 50.0% 2nd half: 1-2 50.0% Game: 2-4 50.0%

Officials: Denise Brooks, Amy Bonner, Ed Sidlasky  
 Technical fouls: #-/24 South Carolina-None. Seton Hall-TEAM.  
 Attendance: 432  
 Unsporting Technical Foul on SHU HC Anne Donovan with 9:01 remaining in 2nd half.

Score by periods	1st	2nd	Total
#-/24 South Carolina	24	31	55
Seton Hall	22	20	42

	In	Off	2nd	Fast	Bench
Points	Paint	T/O	Chance	Break	
SC	30	20	13	6	5
SHU	22	10	2	10	4


Last FG - SC 2nd-00:31, SHU 2nd-01:07. Score tied - 2 times.  
 Largest lead - SC by 16 2nd-04:04, SHU by 6 1st-05:14. Lead changed - 5 times.



**2012-13 South Carolina Basketball**  
**South Carolina Points-Rebounds-Assists (as of Dec 07, 2012)**  
**All games**



Opponent	Date	Score	02	05	12	15	20	21	24	25	31	33
ELON	11/09/12	77-44	WALKER,IEA	8-0-0	1-2-2	6-3-3	8-1-2	15-3-0	9-9-1	9-2-3	4-10-0	4-1-0
at LATECH	11/12/12	82-58	W	10-3-8	3-1-1	12-3-0	4-1-0	4-8-2	17-2-3	14-8-1	13-8-0	5-2-5
SSU	11/15/12	78-47	W	10-1-5	6-3-4	9-6-0	2-0-1	9-4-1	8-12-1	13-12-0	10-5-4	11-3-2
CU	11/18/12	64-43	W	9-8-4	3-1-1	4-1-1	DNP	3-6-0	16-8-0	7-6-0	16-6-2	0-5-1
vs HAM	11/22/12	45-34	W	6-2-1	2-1-1	3-2-0	DNP	0-6-0	5-12-2	16-11-1	7-8-2	5-3-0
vs FGCU	11/23/12	65-46	W	6-1-2	5-1-2	2-5-1	DNP	11-5-2	15-4-1	14-11-0	8-11-3	2-1-1
vs DPU	11/24/12	55-46	W	11-6-0	6-1-0	2-1-0	DNP	10-5-0	9-10-1	9-10-1	6-6-0	0-1-0
DREXEL	11/28/12	58-55	W	6-2-2	3-0-0	0-0-0	DNP	5-4-2	12-8-2	12-15-0	14-2-1	3-1-1
at SHU	12/2/12	55-42	W	6-3-1	3-1-1	2-1-0	DNP	8-1-0	9-7-2	14-10-0	13-11-1	0-1-0






**2012-13 South Carolina Basketball**  
**South Carolina Team Game-by-Game Comparison (as of Dec 07, 2012)**  
**All games**



Opponent	1st	2nd	Score	Mar	Total FG	FG Pct	3-Pointers	3FG Pct	Free Throws	FT Pct	Rebounds	Assist	T/Over	Block	Steal	Fouls
ELON	41/25	36/19	77-44	+33	31-70/16-54	.443/.296	0-14/2-7	.000/.286	15-30/10-13	.500/.769	53/33	15/4	15/22	3/3	14/7	12/23
Louisiana Tech	40/27	42/31	82-58	+24	30-61/20-51	.492/.392	6-16/3-11	.375/.273	16-25/15-24	.640/.625	42/27	20/12	7/12	4/0	9/3	17/19
SAVANNAH STATE	40/20	38/27	78-47	+31	31-67/18-50	.463/.360	9-25/2-5	.360/.400	7-13/9-16	.538/.563	50/26	18/8	12/12	1/5	4/6	14/13
CLEMSON	31/18	33/25	64-43	+21	21-53/11-46	.396/.239	0-14/1-10	.000/.100	22-35/20-24	.629/.833	46/28	9/6	21/20	2/7	13/10	19/30
Hampton	19/13	26/21	45-34	+11	15-46/11-57	.326/.193	5-13/2-12	.385/.167	10-27/10-16	.370/.625	57/32	7/6	29/15	1/1	5/13	12/22
Florida Gulf Coast	32/26	33/20	65-46	+19	27-61/16-44	.443/.364	4-15/7-29	.267/.241	7-13/7-11	.538/.636	46/20	12/9	15/16	0/2	6/6	14/19
DePaul	22/21	33/25	55-46	+9	21-51/19-64	.412/.297	0-6/4-18	.000/.222	13-29/4-6	.448/.667	47/31	1/12	14/11	3/0	5/6	10/21
DREXEL	22/36	33/19	58-55	+3	21-62/22-52	.339/.423	7-17/7-12	.412/.583	9-20/4-6	.450/.667	38/37	8/12	10/17	7/7	13/4	9/15
Seton Hall	24/22	31/20	55-42	+13	19-53/18-45	.358/.400	4-13/4-8	.308/.500	13-28/2-4	.464/.500	38/26	5/11	14/20	3/5	11/11	8/23

Note: Game totals are displayed in the format TEAM/OPPONENT for each category





**2012-13 South Carolina Basketball**  
**South Carolina Game-by-Game Highs (as of Dec 07, 2012)**  
**All games**



Opponent	Date	Score	Points	Rebounds	Assists	Steals	Blocked shots
ELON	11/09/12	77-44	15-BRUNER, Ashley	11-IBIAM, Elem	4-WALKER, leasia	5-DAVIS, Tiffany	2-IBIAM, Elem
at Louisiana Tech	11/12/12	82-58	17-BRUNER, Ashley	8-WELCH, Aleighsa MITCHELL, Tiffany WHITE, Sancheon	8-WALKER, leasia	2-WHITE, Sancheon WALKER, leasia WELCH, Aleighsa DOZIER, Asia	2-WELCH, Aleighsa
SAVANNAH STATE	11/15/12	78-47	13-WELCH, Aleighsa	12-BRUNER, Ashley WELCH, Aleighsa	5-WALKER, leasia	3-SESSIONS, Khadij	1-MONTOUT, Wilka
CLEMSON	11/18/12	64-43	16-MITCHELL, Tiffany BRUNER, Ashley	8-BRUNER, Ashley WALKER, leasia	4-WALKER, leasia	4-WALKER, leasia	1-WELCH, Aleighsa WHITE, Sancheon
vs Hampton	11/22/12	45-34	16-WELCH, Aleighsa	12-BRUNER, Ashley	2-MITCHELL, Tiffany BRUNER, Ashley	1-MONTOUT, Wilka WELCH, Aleighsa MITCHELL, Tiffany WHITE, Sancheon BRUNER, Ashley	1-IBIAM, Elem
vs Florida Gulf Coast	11/23/12	65-46	15-BRUNER, Ashley	11-WELCH, Aleighsa MITCHELL, Tiffany	3-MITCHELL, Tiffany	3-WHITE, Sancheon	None
vs DePaul	11/24/12	55-46	11-BRUNER, Ashley WALKER, leasia	12-BRUNER, Ashley	1-WELCH, Aleighsa	2-MITCHELL, Tiffany	1-WALKER, leasia BRUNER, Ashley MONTOUT, Wilka
DREXEL	11/28/12	58-55	14-MITCHELL, Tiffany	15-WELCH, Aleighsa	2-WHITE, Sancheon BRUNER, Ashley WALKER, leasia	4-BRUNER, Ashley	4-WHITE, Sancheon
at Seton Hall	12/2/12	55-42	14-WELCH, Aleighsa	11-MITCHELL, Tiffany	2-BRUNER, Ashley	5-BRUNER, Ashley	1-IBIAM, Elem WALKER, leasia WHITE, Sancheon





**2012-13 South Carolina Basketball**  
**South Carolina Combined Team Statistics (as of Dec 07, 2012)**  
**All games**



<b>RECORD:</b>	<b>OVERALL</b>	<b>HOME</b>	<b>AWAY</b>	<b>NEUTRAL</b>
ALL GAMES	9-0	4-0	2-0	3-0
CONFERENCE	0-0	0-0	0-0	0-0
NON-CONFERENCE	9-0	4-0	2-0	3-0

#	Player	gp-gs	min	avg	Total		3-Point		F-Throw		Rebounds				Other				pts	avg		
					fg-fga	fg%	3fg-fga	3fg%	ft-fa	ft%	off	def	tot	avg	pf	dq	a	to			blk	stl
24	WELCH, Aleighsa	9-9	252	28.0	40-61	.656	1-1	1.000	27-40	.675	48	44	92	10.2	12	0	4	20	3	8	108	12.0
21	BRUNER, Ashley	9-9	254	28.2	48-92	.522	0-2	.000	12-48	.250	32	36	68	7.6	14	0	11	25	3	15	108	12.0
25	MITCHELL, Tiffany	9-9	246	27.3	36-79	.456	6-15	.400	18-38	.474	16	43	59	6.6	18	0	16	21	0	12	96	10.7
02	WALKER, leasia	9-9	289	32.1	24-74	.324	13-39	.333	16-27	.593	11	19	30	3.3	10	0	27	27	4	13	77	8.6
20	WHITE, Sancheon	9-9	246	27.3	23-57	.404	3-11	.273	9-12	.750	16	24	40	4.4	15	0	9	5	7	11	58	6.4
05	SESSIONS, Khadijah	9-0	125	13.9	14-36	.389	2-11	.182	9-18	.500	6	3	9	1.0	6	0	10	10	0	8	39	4.3
15	DAVIS, Tiffany	3-0	40	13.3	4-8	.500	1-4	.250	3-4	.750	1	3	4	1.3	2	0	4	2	0	5	12	4.0
12	MONTOUT, Wilka	9-0	133	14.8	13-46	.283	3-12	.250	6-11	.545	14	7	21	2.3	14	0	4	9	2	3	35	3.9
31	DOZIER, Asia	9-0	153	17.0	9-51	.176	6-38	.158	6-9	.667	10	17	27	3.0	18	1	10	8	1	4	30	3.3
33	IBIAM, Elem	7-0	87	12.4	5-20	.250	0-0	.000	6-13	.462	9	16	25	3.6	6	0	0	4	4	1	16	2.3
Team											19	23	42				6					
Total.....		9	1825		216-524	.412	35-133	.263	112-220	.509	182	235	417	46.3	115	1	95	137	24	80	579	64.3
Opponents.....		9	1825		151-463	.326	32-112	.286	81-120	.675	84	176	260	28.9	185	9	80	145	30	66	415	46.1

<b>TEAM STATISTICS</b>	<b>SC</b>	<b>OPP</b>	<b>Date</b>	<b>Opponent</b>	<b>Score</b>	<b>Att.</b>
SCORING	579	415	11/09/12	ELON	w 77-44	2912
Points per game	64.3	46.1	11/12/12	at Louisiana Tech	w 82-58	2160
Scoring margin	+18.2	-	11/15/12	SAVANNAH STATE	w 78-47	2480
FIELD GOALS-ATT	216-524	151-463	11/18/12	CLEMSON	w 64-43	4893
Field goal pct	.412	.326	< 11/22/12	vs Hampton	w 45-34	424
3 POINT FG-ATT	35-133	32-112	< 11/23/12	vs Florida Gulf Coast	w 65-46	486
3-point FG pct	.263	.286	< 11/24/12	vs DePaul	w 55-46	427
3-pt FG made per game	3.9	3.6	11/28/12	DREXEL	wot 58-55	2675
FREE THROWS-ATT	112-220	81-120	12/2/12	at Seton Hall	w 55-42	432
Free throw pct	.509	.675				
F-Throws made per game	12.4	9.0				
REBOUNDS	417	260				
Rebounds per game	46.3	28.9				
Rebounding margin	+17.4	-				
ASSISTS	95	80				
Assists per game	10.6	8.9				
TURNOVERS	137	145				
Turnovers per game	15.2	16.1				
Turnover margin	+0.9	-				
Assist/turnover ratio	0.7	0.6				
STEALS	80	66				
Steals per game	8.9	7.3				
BLOCKS	24	30				
Blocks per game	2.7	3.3				
ATTENDANCE	12960	3929				
Home games-Avg/Game	4-3240	2-1296				
Neutral site-Avg/Game	-	3-446				

< = U.S. Virgin Islands Paradise Jam (St. Thomas, USVI)  
\* = SEC Game  
^ = SEC Tournament (Duluth, Ga.)

<b>Score by Periods</b>	<b>1st</b>	<b>2nd</b>	<b>OT</b>	<b>Totals</b>
South Carolina	271	305	3	579
Opponents	208	207	0	415