



# 2017-18 SOUTH CAROLINA MEN'S BASKETBALL

DIRECTOR OF ATHLETICS COMMUNICATIONS & PUBLIC RELATIONS: EMILY MILES // EFEENEY@MAILBOX.SC.EDU

CELL: 803-727-3284 // TWITTER: @EMILYMILES\_SID

GAMECOCK MEN'S BASKETBALL SOCIAL MEDIA: #GAMECOCKS

TWITTER AND INSTAGRAM: @GAMECOCKMBB // FACEBOOK: /GAMECOCKMBB

GAMECOCK ATHLETICS ON THE WEB: GAMECOCKSONLINE.COM

## 2017-18 SCHEDULE

OVERALL: 8-3 | SEC: 0-0

HOME: 4-0 | AWAY: 2-1 | NEUTRAL: 2-2

NCAA RPI: 41

### OCTOBER

30 Erskine + W, 85-44

### NOVEMBER

5 Virginia Tech = L, 86-67  
 10 at Wofford W, 73-52  
 13 Western Michigan ^ W, 78-60  
 16 vs. Illinois State # L, 69-65  
 17 vs. UTEP # W, 80-56  
 19 vs. Western Michigan # W, 79-66  
 27 at FIU W, 78-61  
 30 vs. Temple % L, 76-60

### DECEMBER

2 UMass W, 76-70  
 6 Wyoming W, 80-64  
 9 Coastal Carolina W, 80-78  
 19 at Clemson L, 64-48  
 27 Limestone 3 p.m./SECN+  
 31 at Ole Miss\* 6 p.m./ESPN2

### JANUARY

3 Missouri\* 9 p.m./ESPN2  
 6 Vanderbilt\* 6:45 p.m./ SECN  
 9 at Alabama\* 7 p.m./ SECN  
 13 at Georgia\* 1 p.m./ SECN  
 16 Kentucky\* 9 p.m./ESPN  
 20 Tennessee\* 6 p.m./ESPN2  
 24 at Florida\* 7 p.m./ SECN  
 27 Texas Tech ! 12 p.m./ESPN2  
 31 Mississippi State\* 8:30 p.m./ SECN

### FEBRUARY

3 at Texas A&M\* 2 p.m./ESPN/2  
 6 at Arkansas\* 7 p.m./ESPN2  
 10 Florida\* 12 p.m./CBS  
 13 at Tennessee\* 9 p.m./ESPNU  
 17 Auburn\* 3:30 p.m./ SECN  
 21 Georgia\* 6:30 p.m./ SECN  
 24 at Mississippi State\* 3:30 p.m./ SECN  
 28 LSU\* 6:30 p.m./ SECN

### MARCH

3 at Auburn\* 3:30 p.m./ SECN  
 3-11 SEC Tournament (St. Louis, Mo.) & TBD  
 15-18 NCAA Tourn. First/Second Rounds TBD  
 23-25 NCAA Tourn. Sweet 16/Elite Eight TBD  
 31 Final Four TBD

### APRIL

2 National Championship TBD

All home games in **bold** | All times listed Eastern | SECN+ - SEC Network + | SECN - SEC Network | CBSSN - CBS Sports Network | \* indicates SEC contest | + indicates exhibition | = - Hoops 4 Hurricane Relief exhibition | ^ - Puerto Rico Tip-Off (Columbia, S.C.) | # - Puerto Rico Tip-Off (Myrtle Beach, S.C.) | % - Under Armour Reunion | ! - Big 12/SEC Challenge (Columbia, S.C.) | & - SEC Tournament



**GAMECOCKS**  
(8-3, 0-0 SEC)



**SAINTS**  
(6-7, 2-2 CONF. CAROLINAS)

VS

HEAD COACH: Frank Martin (FIU, '93)

AT CAROLINA: 104-77 (6th season)

CAREER: 221-131 (11th season)

VS. LIMESTONE: 0-0

TOP SCORER: Silva (13.5)

TOP REBOUNDER: Silva (8.1)

TOP ASSIST MAKER: Gravett (4.0)

COMMUNICATIONS/PR: Emily Miles

TWITTER UPDATES: @GamecockMBB

HEAD COACH: Brandon Scott

(Limestone, '99)

AT LIMESTONE: 169-138 (11th season)

CAREER: Same

VS. CAROLINA: 0-0

TOP SCORER: Hairston (20.9)

TOP REBOUNDER: Harris (9.8)

TOP ASSIST MAKER: Sheppard (3.6)

MEDIA RELATIONS: Kaitlyn Lentz

TWITTER UPDATES: @LimestoneSaints

### PROBABLE STARTERS

SOUTH CAROLINA	HT.	WT.	YR.	HOMETOWN	PPG	RPG	MPG
G - #2 Hassani Gravett	6-2	187	R-Jr.	Villa Rica, Ga.	8.5	3.8	25.1
G - #5 Frank Booker	6-3	208	GS	Augusta, Ga.	10.5	2.8	25.7
F - #10 Justin Minaya	6-5	210	Fr.	Harrington Park, N.J.	9.8	4.5	28.5
F - #21 Maik Kotsar	6-10	260	So.	Tallinn, Estonia	9.5	4.7	27.8
F - #30 Chris Silva	6-9	223	So.	Libreville, Gabon	13.5	8.1	24.4

LIMESTONE	HT.	WT.	YR.	HOMETOWN	PPG	RPG	MPG
G - #11 Kenny Hairston	5-11	165	Jr.	Charlotte, N.C.	20.9	2.8	36.8
G - #14 Jaquan Simms	6-2	175	R-Fr.	Covington, Ga.	9.8	4.5	26.8
G - #22 Walter Cole	6-4	195	Sr.	Atlanta, Ga.	5.0	3.5	18.5
F - #23 Macoumba Kane	6-8	180	Sr.	Dakar, Senegal	6.8	5.5	29.2
F - #42 Donovan Harris	6-7	225	R-Sr.	Burlington, N.C.	7.8	9.8	24.7

### STARTING FIVE

> South Carolina returns to action following a break for the holiday. Wednesday's game vs. Limestone marks just the second since playing Coastal Carolina on Dec. 9.

> The Gamecocks most recently suffered a 64-48 loss on the road at Clemson (Dec. 19) in their final contest before the break.

> Junior forward Chris Silva has narrowly missed a double-double in both of his last two outings, collecting nine rebounds in each. He led Carolina with 12 points as well at Clemson.

> Graduate transfer Wesley Myers played a season high 31 minutes at Clemson, scoring 10 points, marking his second double-figure scoring game of the season.

> Silva ranks 28th nationally and second in the SEC with 7.9 free throw attempts per game. He leads the Gamecocks in that category, as well as in free throw percent (73.6%).

### HEADLINES

> South Carolina is in its 110th season of varsity basketball in 2017-18.

> South Carolina advanced to its first Final Four in 2016-17, which included posting its first NCAA Tournament win since the 1973 campaign when it tallied a 93-73 win over Marquette in the First Round.

> The Gamecocks finished the 2016-17 campaign with a 26-11 overall record. The 26 wins were a program record.

> Among active Division I head coaches, South Carolina's Frank Martin holds the sixth-highest NCAA Tournament winning percentage (.667) behind only Duke's Mike Krzyzewski, North Carolina's Roy Williams, Kentucky's John Calipari, Michigan State's Tom Izzo and Kansas' Bill Self.

> Over the course of the last three seasons (2015-16-present), the Gamecocks are 24-17 (.585) combined in games played away from home (away/neutral).

> South Carolina compiled 51 wins over the course of the 2015-16 and 2016-17 seasons.

> Entering the 2017-18 campaign, Frank Martin has led his team to at least 20 wins in seven of 10 seasons.

> South Carolina played six of its first seven games away from home to begin the 2017-18 campaign, posting a 4-2 record during the stretch.

## GAME INFO

ARENA: Colonial Life Arena  
(18,000)

BROADCAST: SEC Network +

RADIO: Gamecock Radio Network

PLAY-BY-PLAY: Derek Scott

ANALYST: Casey Manning

SIRIUS: N/A | XM: N/A

WATCH: WatchESPN.com

LIVE STATS: GamecocksOnline.com

TICKETS: GamecocksOnline.com

SERIES: First Meeting



# SOUTH CAROLINA GAMECOCKS

OVERALL: 8-3; SEC: 0-0; HOME: 4-0; AWAY: 2-1; NEUTRAL: 2-2

0		<b>DAVID BEATTY</b> - Fr. - G - 6-2 - 205 - Philadelphia, Pa. <b>MIN</b> <b>PTS</b> <b>RBS</b> <b>AST</b> <b>FG%</b> <b>3FG%</b> <b>FT%</b> 12.9 4.0 0.6 1.0 33.3 23.8 83.3	- Seven points with two assists and a steal in win vs. WMU (Nov. 13) - Scored seven points in loss to Illinois State (Nov. 16) - Top scoring output of the season with 13 in the loss to Temple (Nov. 30); 6-11 FG - DNP vs. Coastal Carolina (Dec. 9) due to a left elbow sprain
1		<b>KORY HOLDEN</b> - R-Jr. - G - 6-1 - 197 - Salisbury, Md. <b>MIN</b> <b>PTS</b> <b>RBS</b> <b>AST</b> <b>FG%</b> <b>3FG%</b> <b>FT%</b> 10.9 3.3 1.1 1.6 37.8 18.2 54.5	- Averaged 17.7 points and 4.2 assists during sophomore season - Strong vs. WMU (Nov. 13), tallied six points with 3 rebounds, 1 assist - 11 points with two assists in win vs. UTEP; was 4-of-5 from the field vs. Miners - Scored eight points on 4-of-5 shooting vs. Clemson (Dec. 19)
2		<b>HASSANI GRAVETT</b> - R-Jr. - G - 6-2 - 187 - Villa Rica, Ga. <b>MIN</b> <b>PTS</b> <b>RBS</b> <b>AST</b> <b>FG%</b> <b>3FG%</b> <b>FT%</b> 25.1 8.5 3.8 4.0 38.8 28.6 64.7	- In three games at Puerto Rico Tip-Off, tallied 20 assists, 6.7 per game - 7 points, 7 assists, career high 10 rebounds in win at FIU (Nov. 27) - 14 points, four assists and career high three steals in win vs. UMass (Dec. 2) - Nine points with two assists in win vs. Wyoming (Dec. 6) - Hit game winner with 6.5 seconds remaining vs. Coastal; 9 pts, 4 assts vs. CCU (Dec. 9)
5		<b>FRANK BOOKER</b> - GS - G - 6-3 - 208 - Augusta, Ga. <b>MIN</b> <b>PTS</b> <b>RBS</b> <b>AST</b> <b>FG%</b> <b>3FG%</b> <b>FT%</b> 25.7 10.5 2.8 1.5 43.8 39.1 61.9	- Scored 11 points with two steals in win over Western Michigan (Nov. 19) - Has hit three 3s in four of Carolina five games this season - Season high four 3s in win at FIU (Nov. 27); has hit at least three 3s in five games - Season highs with 16 points, 6 rebounds, 3 steals in win vs. Wyoming (Dec. 6) - Season high 19 points, 7-12 from the floor; also 5 rebounds vs. Coastal Carolina (Dec. 9)
10		<b>JUSTIN MINAYA</b> - Fr. - F - 6-5 - 210 - Harrington Park, N.J. <b>MIN</b> <b>PTS</b> <b>RBS</b> <b>AST</b> <b>FG%</b> <b>3FG%</b> <b>FT%</b> 28.5 9.8 4.5 1.2 40.0 36.4 71.4	- Scored 11 points with seven rebounds and two steals vs. Temple (Nov. 30) - Season high 17 points on 6-11 shooting, in win vs. UMass (Dec. 2) - 11 points, a block and two steals in win vs. Wyoming (Dec. 6) - 13 points, including a 3-of-3 start from 3, in win vs. Coastal Carolina (Dec. 9) - Has six double-figure scoring games this season
12		<b>KHADIM GUEYE</b> - So. - F - 7-0 - 248 - Dakar, Senegal <b>MIN</b> <b>PTS</b> <b>RBS</b> <b>BLK</b> <b>FG%</b> <b>3FG%</b> <b>FT%</b> 5.6 0.0 1.0 0.0 0.0 0.0 0.0	- Saw action in 28 games last season, scoring 0.4 points per outing - Scored three points in exhibition action vs. Erskine (Oct. 30), and added two points with two rebounds vs. Virginia Tech (Nov. 5) - Saw 10 minutes of action at Wofford (Nov. 10), pulled down 4 rebounds
13		<b>FELIPE HAASE</b> - Fr. - F - 6-9 - 249 - Osorno, Chile <b>MIN</b> <b>PTS</b> <b>RBS</b> <b>AST</b> <b>FG%</b> <b>3FG%</b> <b>FT%</b> 21.9 7.4 5.3 0.7 46.9 33.3 68.8	- 10 points, five rebounds, an assists and a steal in win over Western Michigan (Nov. 19) - Scored four points in win at FIU (Nov. 27) - First career double-double in win vs. UMass (Dec. 2), scoring 11 points with 10 rebounds; also two steals and a block - Season high 17 points, 9 rebounds and three assists in win vs. Wyoming (Dec. 6)
14		<b>IBRAHIM FAMOUKE DOUMBIA</b> - Fr. - F - 6-6 - 205 - Bamako, Mali <b>MIN</b> <b>PTS</b> <b>RBS</b> <b>AST</b> <b>FG%</b> <b>3FG%</b> <b>FT%</b> 2.3 0.3 0.5 0.0 50.0 0.0 0.0	- Averaged 27 points and 19 rebounds per game as a senior at Miami Country Day - Named 2017 5A-2A First-Team All-Dade County - Represented Mali's National Team at U18 Championships in 2016 - Scored first career points vs. Illinois State (Nov. 16) on a lay-in
15		<b>WESLEY MYERS</b> - GS - G - 6-1 - 193 - Brooklyn, N.Y. <b>MIN</b> <b>PTS</b> <b>RBS</b> <b>AST</b> <b>FG%</b> <b>3FG%</b> <b>FT%</b> 17.1 5.5 2.4 1.1 40.4 31.6 70.6	- Averaged 16.9 points and 4.5 rebounds per game last season at Maine - Best game of the season thus far vs. WMU (Nov. 19), with 14 points, two assists and a steal; scored 1,000th career point vs. the Broncos at the Puerto Rico Tip-Off - Three assists in home win vs. Wyoming (Dec. 6) - Scored 10 points, 4-of-7 from the field in season high 31 min. at Clemson (Dec. 19)
20		<b>TOMMY CORCHIANI</b> - So. - G - 6-3 - 180 - Raleigh, N.C. <b>MIN</b> <b>PTS</b> <b>RBS</b> <b>AST</b> <b>FG%</b> <b>3FG%</b> <b>FT%</b> 1.0 0.0 0.0 0.0 0.0 0.0 0.0	- Saw action in five games last season - Played a season high four minutes in home win vs. Auburn last season - Son of Chris Corchiani, who played basketball at NC State
21		<b>MAIK KOTSAR</b> - So. - F - 6-10 - 280 - Tallinn, Estonia <b>MIN</b> <b>PTS</b> <b>RBS</b> <b>AST</b> <b>FG%</b> <b>3FG%</b> <b>FT%</b> 27.8 9.5 4.7 1.7 51.6 30.0 29.2	- Matched career high with 16 points, dished career high six assists, 3 steals at FIU - 12 points, two assists and a steal in loss to Temple (Nov. 30) - 8 points, 8 rebounds, three steals in home win vs. UMass (Dec. 2) - 6 points, 4 rebounds, two assists in win vs. Wyoming (Dec. 6)/9.6 ppg last 5 games - 6 points, 6 rebounds, 2 blocks in 32 minutes at Clemson (Dec. 19)
23		<b>EVAN HINSON</b> - So. - G - 6-4 - 240 - Deltona, Fla. <b>MIN</b> <b>PTS</b> <b>RBS</b> <b>AST</b> <b>FG%</b> <b>3FG%</b> <b>FT%</b> 3.0 1.0 0.0 0.0 50.0 0.0 50.0	- Also a member of the Gamecock football team - Will join the basketball squad at the conclusion of the football season - Averaged 1.1 points in 2.6 minutes per game last season, making eight appearances - Saw first action of the season vs. Wyoming (Dec. 6) - Tallied first points of the season in win over Coastal Carolina (Dec. 9)
25		<b>CHRISTIAN SCHMITT</b> - So. - G - 5-11 - 180 - Mars, Pa. <b>MIN</b> <b>PTS</b> <b>RBS</b> <b>AST</b> <b>FG%</b> <b>3FG%</b> <b>FT%</b> 2.0 0.0 0.0 0.0 0.0 0.0 0.0	- Saw action in five games last season - Played a season high three minutes in win over SC State - Saw action in win vs. WMU (Nov. 13) - Saw court time vs. UTEP (Nov. 17)
30		<b>CHRIS SILVA</b> - Jr. - F - 6-9 - 223 - Libreville, Gabon <b>MIN</b> <b>PTS</b> <b>RBS</b> <b>BLK</b> <b>FG%</b> <b>3FG%</b> <b>FT%</b> 24.4 13.5 8.1 1.5 52.6 37.5 73.6	- 7th career double-double at FIU; career high 26 points and 10 rebounds - 14 points on 6-7 shooting, along with a pair of steals in win vs. UMass (Dec. 2) - 19 points, 10 rebounds for 8th career double-double vs. Wyoming (Dec. 6) - 15 points, 9 rebounds, 10-13 FT, in win vs. Coastal/15.8 ppg last 5 games - Team high 12 points, 9 rebounds at Clemson (Dec. 19)
33		<b>JASON CUDD</b> - Fr. - F - 7-1 - 255 - Myrtle Beach, S.C. <b>MIN</b> <b>PTS</b> <b>RBS</b> <b>AST</b> <b>FG%</b> <b>3FG%</b> <b>FT%</b> 3.3 0.7 0.7 0.2 0.0 0.0 1.000	- 3-star recruit according to 247sports.com - Averaged 18.7 points and 7.6 rebounds per game during senior season at Socastee - Father played college basketball at College of Charleston - Saw first college action in win vs. WMU (Nov. 13) - Played season high nine minutes in win vs. UMass (Dec. 2), collecting an assist

## BY THE NUMBERS

2

> South Carolina hit a season low two 3-point baskets in the loss at Clemson.

19

> Graduate student guard Frank Booker matched a career high with seven made field goals for a season best 19 points in the win vs. Coastal (Dec. 9).

31

> Graduate transfer guard Wes Myers played a season high 31 minutes in the contest at Clemson, hitting 4-of-7 attempts from the field and a free throw for 10 points. He also had three rebounds.

4+

> Junior guard Hassani Gravett has dished four or more assists in six games this season. He paces Carolina with 4.0 assists per game.

## A CAROLINA WIN WOULD...

- > Improve Carolina's home record this season to 5-0.
- > Be the seventh-straight home win dating back to last season.
- > Be the first all-time vs. Limestone.

## KEY STAT

> South Carolina has seen balanced scoring this season, as at least four have scored in double-figures in seven of Carolina's eight wins. Six different Gamecocks average at least 7.4 points per game, and two average double-figures, led by Chris Silva's 13.5 per game. Ten different Gamecocks have recorded at least one double-figure scoring game this season.



Last season South Carolina advanced to the school's first Final Four. Carolina posted a 93-73 win over Marquette in the NCAA Tournament First Round, its first Tournament victory since 1973. The Gamecocks went on to defeat three of the East Region's top four seeds in No. 2 Duke, No. 3 Baylor and No. 4 Florida, en route to a school record 26 wins and a berth in the Final Four in Phoenix.

## FRANK MARTIN

> South Carolina head coach Frank Martin is in his sixth season leading the Gamecocks and 11th season overall as a head coach in 2017-18. Martin, the 2017 Jim Phelan National Coach of the Year (CollegeInsider.com), led South Carolina to its first Final Four and a school record 26 wins a season ago. In his 10 seasons as a head coach, Martin has led his teams to at least 21 wins seven times, including a combined 51 wins for the Gamecocks over the course of the 2005-16 and 2016-17 seasons. Martin is a native of Miami, Fla., and a graduate of FIU.

> Prior to his time on the sidelines in the college ranks, Martin spent 15 years in high school coaching in Miami, Fla., including the last seven as a head coach. He was part of five state championships as an assistant at Miami Senior High School (1985-93), before earning two titles as the program's head coach (1995-98). Highlighting Martin's stint as the head coach of the program were consecutive 30-win seasons and consecutive Florida 6A State Championships in 1996 and 1997, with his 1997 squad earning a 36-1 overall record and ranking No. 4 in the USA Today Top 25 Poll. He also served as the head coach at North Miami Senior High School (1993-95) and one season at Booker T. Washington High School (1999-2000).

## SCOUTING THE GAMECOCKS

> The Gamecocks are 8-3 on the year entering the contest vs. Limestone.

> The matchup vs. the Saints will be the final non-conference matchup until the Jan. 27, Big 12/SEC Challenge game vs. Texas Tech.

> South Carolina most recently suffered a 64-48 loss on the road at Clemson on Dec. 19. Carolina hit just two 3s in the game, and just 35.2 percent (19-54) from the field.

> Junior forward Chris Silva leads the Gamecocks in several statistical categories, including points per game (13.5), rebounds per game (8.1) and field goal percent (52.6).

> Silva and graduate student Wesley Myers (10) were

the only two Gamecocks in double figures at Clemson. > Carolina is averaging 78.5 points per game in home contests this season.

## SCOUTING LIMESTONE

> Limestone is 6-7 on the year and 2-2 in Conference Carolinas action. The Saints most recently suffered an 84-72 loss at Carson-Newman on Dec. 19.

> Alum Brandon Scott is in his 11th season leading the Saints.

> Limestone posted a 65-54 win over Erskine, a Gamecock opponent earlier this season in exhibition action.

> Junior guard Kenny Hairston paces two in double-figures for Limestone with 20.9 points per game. He is averaging 45.0 percent from the field this season and a blistering 44.7 percent (63-141) from 3-point range.

> In Limestone's last contest, Hairston hit seven 3s en route to 25 points, while teammate T. J. Sheppard scored 26 points, hitting 11-of-19 from the field and four 3s.

> The Saints are 1-4 in road games this season.

> Limestone ranks 28th nationally (NCAA DII stats through Dec. 19) with 4.4 blocks per game.

## UP NEXT

> South Carolina begins SEC play when it travels to face Ole Miss on Sunday. Tip time for the contest is set for 6 p.m. ET, and the matchup will be broadcast on ESPN2.

## THE SERIES

> Wednesday's meeting will be the first all-time between the Gamecocks and Saints.

## BY THE NUMBERS

**1.6** - Sophomore forward Maik Kotsar ranks fourth in the SEC (games through Dec. 23) with 1.6 steals per game. Kotsar already has 18 on the year. (0.7 per game in 2016-17).

**2.3** - Junior guard Hassani Gravett ranks sixth in the SEC with an assist to turnover ratio of 2.3.

**3** - Grad transfer guard Frank Booker has 25 3s on the year, which is a team high. He has hit at least three 3s in seven of Carolina's 11 games this season.

**6-3** - South Carolina was 6-3 last season in games against opponents ranked in the top 25.

**8+** - South Carolina has posted at least eight made 3-pointers in eight of 11 games this season.

**10** - Chris Silva has four games with 10 rebounds this season. Last season, the Libreville, Gabon, native had six double-digit rebound performances, including a career high 13 rebounds in the Final Four matchup vs. Gonzaga.

**13** - Junior forward Chris Silva is just 13 blocks away from cracking the Gamecock career top-10 in the category.

**23** - The Gamecocks forced 23 UTEP turnovers on Dec. 17, marking the most turnovers in a game by a Carolina opponent since Alabama had 24 turnovers in the 4OT contest last season at Colonial Life Arena (Feb. 7, 2017).

**35** - Junior forward Chris Silva played a career high 35 minutes in the Dec. 9 win vs. Coastal Carolina.

## STAT COMPARISON

	SC	LIMESTONE	NCAA Rank
Record	8-3	6-7	79/184
Conference Record	-	2-2	-
Current Streak	L1	L3	-
Scoring Avg.	72.5	75.9	229/170
Opponent Scoring Avg.	65.1	77.6	46/200
Scoring Margin	+7.4	-1.7	115/92
Field Goal %	.437	.453	232/160
Opponent Field Goal %	.415	.463	95/222
3-Point Field Goal %	.329	.381	265/84
Opponent 3-Point Field Goal %	.333	.377	130/233
3-Point Field Goal Made PG	7.3	9.2	218/61
3-Point Field Goal Attempts PG	22.1	24.2	262/29%
Free Throw %	.660	.599	301/296
Opponent Free Throw %	.688	.674	-
Rebounding Avg.	37.6	38.9	120/13
Opponent Rebounding Avg.	31.6	35.8	-
Rebounding Margin	+6.0	+3.2	55/92
Turnovers Avg.	15.1	11.8	284/44
Opponent Turnover Avg.	16.3	9.2	51/299
Assists Avg.	14.0	10.5	178/286
Blocks Avg.	3.2	4.4	198/28
Steals Avg.	6.4	3.8	193/296

% indicates total attempts

NCAA stats games through Dec. 23/Limestone NCAA II stats



## ASSOCIATED PRESS TOP 25

Dec. 25, 2017

Rk.	Team	Record	Pts.
1	Villanova (43)	12-0	1,600
2	Michigan State (16)	12-1	1,560
3	Arizona State (6)	12-0	1,481
4	Duke	12-1	1,435
5	Texas A&M	11-1	1,309
6	Xavier	12-1	1,242
7	West Virginia	11-1	1,226
8	Wichita State	10-2	992
9	Virginia	11-1	969
10	TCU	12-0	923
11	Kansas	10-2	920
12	Oklahoma	10-1	901
13	North Carolina	11-2	891
14	Purdue	12-2	839
15	Miami	10-1	827
16	Kentucky	9-2	735
17	Arizona	10-3	511
18	Baylor	10-2	437
19	Tennessee	9-2	405
20	Gonzaga	10-3	382
21	Cincinnati	11-2	377
22	Texas Tech	11-1	351
23	Seton Hall	11-2	227
24	Florida State	11-1	169
25	Creighton	10-2	143

Others receiving votes: Arkansas 85, Clemson 55, Notre Dame 40, Louisville 26, Texas 21, UCLA 12, Oklahoma State 8, SMU 5, St. Bonaventure 5, Auburn 5, New Mexico State 4, Rhode Island 2, Nevada 1, Stephen F. Austin 1, Florida 1, Michigan 1, Minnesota 1

## ESPN/USA TODAY TOP 25

Dec. 25, 2017

Rk.	Team	Record	Pts.
1	Villanova (27)	12-0	795
2	Michigan State (5)	12-1	769
3	Duke	12-1	712
4	Arizona State	12-0	708
5	Xavier	12-1	635
6	Texas A&M	11-1	599
7	West Virginia	11-1	581
8	TCU	12-0	518
9	Virginia	11-1	496
10	Wichita State	10-2	478
11	Kansas	10-2	455
12	Oklahoma	10-1	421
13	Purdue	12-2	410
14	North Carolina	11-2	385
15	Kentucky	9-2	375
16	Miami	11-1	328
17	Baylor	10-2	233
18	Arizona	10-3	226
19	Gonzaga	10-3	196
20	Tennessee	9-2	195
21	Texas Tech	11-1	194
22	Cincinnati	11-2	159
23	Creighton	10-2	123
24	Seton Hall	11-2	122
25	Florida State	11-1	90

Others receiving votes: Clemson 45, Louisville 27, Virginia Tech 22, Notre Dame 18, Arkansas 18, Texas 17, UCLA 12, Saint Mary's 11, Michigan 5, Syracuse 4, Boise State 3, Rhode Island 3, Stephen F. Austin 2, Missouri 2, Oklahoma State 2, St. Bonaventure 2, Mississippi State 1, New Mexico State 1, Auburn 1, Florida 1

42 - South Carolina tallied a season high 42 points in the paint in the win at FIU on Nov. 27, paced by Chris Silva's career high 26 points. The Gamecocks currently average 28.7 points in the paint per game.

70+ - South Carolina is 8-0 this season when scoring 70 or more points. Since the beginning of the 2016-17 campaign, the Gamecocks are 25-4 when scoring 70 or more.

72 - Junior Kory Holden is just 72 points away from reaching 1,000 for his career. He tallied 892 points in just two seasons at Delaware.

## CAROLINA TRENDS UNDER MARTIN

Gamecock trends under Frank Martin ...

> South Carolina is 68-39 when posting at least six made 3s in a game.

- South Carolina posted 11 3s in the season-opening win at Wofford on Nov. 10.

> South Carolina is 82-30 when scoring more points in the paint than its opponent.

- The Gamecocks out-scored UMass 36-24 in points in the paint in the Dec. 2 win.

> South Carolina is 85-36 when holding its opponents to under 45 percent from the field.

- South Carolina held Wyoming to a season low 33.9% (19-56) from the field on Dec. 6.

> South Carolina is 83-29 when out-rebounding its opponent.

- South Carolina out-rebounded UTEP by nine, 36-27, in the win on Nov. 17.

## WYOMING GAME NOTES

> The Gamecocks improve to 7-0 in the 2017-18 season when scoring 70-plus points. In all seven of the team's wins, four players have scored in double figures.

> Carolina ended the first half on a 15-5 run to take a double-digit lead going the locker room. The Gamecocks led by 10 or more the final 15 minutes of the game.

> Junior Chris Silva led the team with 19 points and 10 rebounds. It marks his third double-double this season and the eighth of his career.

> Freshman Felipe Haase scored a career-high 17 points in 22 minutes off the bench. The big man knocked down a season-high three shots from behind the arc.

> Frank Booker poured in a season-high 16 points thanks to a trio of 3-pointers. The graduate transfer has made three or more 3s in six of the team's first nine games.

> Freshman Justin Minaya had 11 points, marking his fifth double-figure outing in the last six games.

> Sophomore Evan Hinson, who is also a tight end on the Carolina football team, made his season debut in the second half Wednesday night. He has dished the last two contest for the Gamecocks.

## COASTAL CAROLINA GAME NOTES

> The Gamecocks improve to 8-0 in the 2017-18 season when scoring 70-plus points. Today marks the team's first victory with less than four players in double figures.

> Frank Booker scored a season-high 19 points, he went 7-for-12 from the field and 3-for-7 from deep. Booker has made three or more 3s in seven of the team's first 10 games.

> Junior Chris Silva narrowly missed his second consecutive double-double, finishing with 15 points and nine rebounds. Silva matched a single-game career-high with 10 made free throws.

## CAROLINA BENCH PRODUCTION

GAME	SC-OPP	DIFF.	SC HIGH	
			BENCH	SCORER
at Wofford	28-5	+23	Haase/Myers, 10	
West. Michigan	24-12	+12	Beatty/Haase, 7	
vs. Illinois State	19-33	-14	Beatty, 7	
vs. UTEP	24-12	+12	Holden, 11	
vs. West. Mich.	30-22	+8	Myers, 14	
at FIU	4-11	-7	Haase, 4	
vs. Temple	21-25	-4	Beatty, 13	
UMass	14-20	-6	Haase, 11	
Wyoming	19-15	+4	Haase, 17	
Coastal Carolina	18-33	-15	Haase, 7	
at Clemson	25-4	+21	Myers, 10	
Limestone				
at Ole Miss				
Missouri				
Vanderbilt				
at Alabama				
at Georgia				
Kentucky				
Tennessee				
at Florida				
Texas Tech				
Miss. State				
at Texas A&M				
at Arkansas				
Florida				
at Tennessee				
Auburn				
Georgia				
at Miss. State				
LSU				
at Auburn				

## SPECIALTY STATS

(PP) points in paint; (OT) points off turnovers; (2nd) second chance points; (FB) fast break points

(South Carolina-Opponent)

GAME	PP	OT	2ND	FB
at Wofford	20-14	13-14	9-8	0-0
West. Michigan	32-30	16-13	13-8	11-10
vs. Illinois State	16-22	20-13	12-3	5-6
vs. UTEP	28-20	26-15	14-4	13-2
vs. West. Mich.	36-20	28-6	14-5	11-5
at FIU	42-30	25-18	12-4	13-11
vs. Temple	26-38	20-18	9-10	2-9
UMass	36-24	21-15	9-6	12-12
Wyoming	28-20	24-12	15-7	8-9
Coastal Carolina	24-28	11-16	10-14	2-7
at Clemson	28-16	15-16	11-10	2-4
Limestone				
at Ole Miss				
Missouri				
Vanderbilt				
at Alabama				
at Georgia				
Kentucky				
Tennessee				
at Florida				
Texas Tech				
Miss. State				
at Texas A&M				
at Arkansas				
Florida				
at Tennessee				
Auburn				
Georgia				
at Miss. State				
LSU				
at Auburn				
<b>SC Total</b>	<b>316</b>	<b>219</b>	<b>128</b>	<b>79</b>
<b>SC Average</b>	<b>28.7</b>	<b>19.9</b>	<b>11.6</b>	<b>7.2</b>
Opp Total	262	156	79	75
Opp Average	23.8	14.2	7.2	6.8

## UNIVERSITY INFORMATION

Location..... Columbia, S.C.  
 Founded..... 1801  
 Enrollment..... 34,099  
 Nickname..... Gamecocks  
 Colors ..... Garnet (PMS 202) and Black  
 National Affiliation ..... NCAA Division I  
 Conference..... Southeastern (SEC)  
 Athletics Web Address ..... www.GamecocksOnline.com  
 University Web Address..... www.sc.edu  
 President ..... Dr. Harris Pastides  
 NCAA Representative ..... Dr. Valinda Littlefield  
 Athletics Director..... Ray Tanner  
 Basketball Administrator/Exec. Assoc. AD ..... Jeff Crane

## BASKETBALL STAFF/INFORMATION

Head Coach ..... Frank Martin  
 Alma Mater ..... Florida International, '93  
 Record At South Carolina/Seasons ..... 104-77 (.574), 6th seasons  
 Overall Record/Seasons ..... 221-131 (.627), 11th seasons  
 Assistant Coach ..... Perry Clark (Gettysburg, '74)  
 Assistant Coach ..... Chuck Martin (Monmouth, '93)  
 Assistant Coach ..... Bruce Shingler (St. Augustine's College, '05)  
 Director of Basketball Operations ..... Andy Assaley (Cincinnati, '96)  
 Strength & Conditioning Coach..... Scott Greenawalt (Muskingum College, '98)  
 Athletic Trainer ..... Mark Rodger (Buffalo, '01)  
 Video Coordinator ..... Jay Gibbons (Clayton State, '03)  
 Student-Athlete Development ..... Doug Edwards (Florida State, '07)  
 Special Assistant to the Head Coach..... Jarett Gerald (South Carolina, '11)  
 Director of Social Media..... Dushawn Davis (Coastal Carolina, '11)  
 Administrative Assistant ..... John Reynolds (The Citadel, '11)  
 Graduate Assistant Manager..... Brian Steele (South Carolina '16)  
 Student Assistant Coach ..... TeMarcus Blanton  
 Student Assistant Coach ..... Justin McKie (South Carolina '17)  
 Dir. Athl. Comm./PR - MBB ..... Emily Miles (Ball State, '03)  
 Home Arena..... Colonial Life Arena  
 Capacity..... 18,000  
 Arena General Manager..... Sid Kenyon  
 Press Row Phone Number..... 803-777-6182

## BASKETBALL HISTORY

First Year of Basketball..... 1908  
 All-Time Record..... 1,400-1,227-1 (.532)  
 Overall Postseason Record..... 30-20 (.600)  
 NCAA Tournament Appearances..... 9 (1971, 1972, 1973, 1974, 1989, 1997, 1998, 2004, 2017)  
 NCAA Tournament Record..... 8-10  
 Last NCAA Tournament Appearance..... 2017, Final Four, 77-73 L to Gonzaga  
 NIT Appearances ..... 12 (1969, 1975, 1978, 1983, 1991, 1996, 2001, 2002, 2005, 2006, 2009, 2016)  
 NIT Record ..... 22-10  
 Last NIT Appearance ..... 2016, L vs. Georgia Tech, 83-66  
 Conference Championships/Titles..... SoCon Regular Season (1927, 1933, 1934, 1945); SoCon Tournament Champion (1933); ACC Regular Season (1970); ...ACC Champion (1971); SEC Regular Season (1997); SEC East Division Co-Champions (2009)

## TEAM INFORMATION

2016-17 Record ..... 26-11  
 Southeastern Conference Record/Finish ..... 12-6/t-3rd  
 SEC Tournament Record ..... 0-1  
 Postseason ..... NCAA Final Four  
 Letterwinners Returning/Lost..... 7/8  
 Starters Returning/Lost ..... 2/3  
 ..... \*based on final game starters from 2016-17 season  
 Newcomers ..... 7  
 Roster Breakdown ..... 2 graduate, 0 seniors, 3 juniors,  
 ..... 5 sophomores, 5 freshmen



## SOUTHEASTERN CONFERENCE STANDINGS

As of Dec. 26

Team	Conference	Overall
Auburn	0-0	11-1
Mississippi State	0-0	11-1
Texas A&M	0-0	11-1
Arkansas	0-0	9-2
Georgia	0-0	9-2
Kentucky	0-0	9-2
Tennessee	0-0	9-2
Missouri	0-0	10-3
LSU	0-0	8-3
South Carolina	0-0	8-3
Alabama	0-0	8-4
Florida	0-0	8-4
Ole Miss	0-0	7-5
Vanderbilt	0-0	5-7

## COACHES TELECONFERENCE

The SEC men's basketball coaches teleconference begins January 8 and runs through March 12. Media representatives wishing to participate in the teleconference should contact the SEC Communications Department for further details. Each coach will appear on the teleconference for seven minutes. All SEC basketball teleconferences can be listened to on the internet at www.secsports.com shortly after the conclusion of the teleconference.

## ORDER OF APPEARANCE

(All Times Eastern)

11:00 a.m. .... Bryce Drew, Vanderbilt  
 11:07 a.m. .... Mike White, Florida  
**11:14 a.m. .... Frank Martin, South Carolina**  
 11:21 a.m. .... Mark Fox, Georgia  
 11:28 a.m. .... Will Wade, LSU  
 11:35 a.m. .... John Calipari, Kentucky  
 11:42 a.m. .... Rick Barnes, Tennessee  
 11:49 a.m. .... Mike Anderson, Arkansas  
 11:56 a.m. .... Avery Johnson, Alabama  
 12:03 a.m. .... Bruce Pearl, Auburn  
 12:10 a.m. .... Andy Kennedy, Ole Miss  
 12:17 a.m. .... Ben Howland, Miss. State  
 12:24 a.m. .... Cuonzo Martin, Missouri  
 12:31 a.m. .... Billy Kennedy, Texas A&M

In addition, the SEC men's basketball teams who make it to postseason will be on a teleconference on Monday, March 12 beginning at 10:00 a.m. CT.

## INTERVIEW POLICIES

All interview requests must be made in advance to SID Emily Miles in the South Carolina Athletics Communications and Public Relations Department. Beginning with the start of practice in October, Miles will release a weekly coach and student-athlete availability schedule to media.

**Post-Game Interview Policy:** After each home game, the visiting coach will address the media first, followed by South Carolina student-athletes then South Carolina head coach Frank Martin. (Depending on deadline, this may be altered on a game-by-game basis).

**Road Interview Policy:** Interviews with Coach Martin and Gamecock student-athletes while on the road will be scheduled according to the home post-game media procedure.

All interviews are to be coordinated through the Communications and Public Relations Department. This allows the staff to arrange the interview when it best suits the student-athlete's and the reporter's schedules. Please contact the Communications and Public Relations Department in advance to make your interview requests. Media are not permitted to contact student-athletes on their own at any time.

All interviews will take place at the designated media interview site for that day as listed in the weekly availability schedule or in the Communications and Public Relations Department.

Dormitory, apartment and cell phone numbers for student-athletes will not be provided to the media. Should you need to conduct a telephone interview with a student-athlete, a call will be placed to you from the student-athlete at a mutually agreeable time.

## SOUTH CAROLINA COMMUNICATIONS & PR

### EMILY MILES, PRIMARY CONTACT DIRECTOR

cell: 803-727-3284  
 e-mail: efeeny@mailbox.sc.edu  
 Twitter: @EmilyMiles\_SID  
 Website: www.GamecocksOnline.com  
 Facebook: www.Facebook.com/GamecockMBB  
 Twitter: @GamecockMBB  
 Instagram: @GamecockMBB

> Justin Minaya joined Booker and Silva in double figures with 13 points. The freshman from New Jersey has scored 10-plus in five consecutive games .

> Sophomore Evan Hinson, who is also a tight end on the Carolina football team, played five minutes off the bench and scored three points, his first of the 2017-18 season.

### **CLEMSON GAME NOTES**

> Junior forward Chris Silva led South Carolina in scoring with 12 points in Tuesday's matchup at Clemson. It marked his ninth double-figure scoring game of the season and the sixth time he has led or shared the team lead in scoring.

> Graduate transfer guard Wesley Myers tallied 10 points vs. the Tigers. He connected on 4-of-7 attempts from the floor. It marked his second double-figure scoring performance of the season and the 25th of his career.

> Silva pulled down a game-high nine rebounds vs. Clemson, marking the ninth time this season he has led or shared the team lead in the category.

### **SILVA NAMED TO SEC COACHES PRESEASON ALL-SEC SECOND TEAM**

> Junior forward Chris Silva was named to the SEC Coaches Preseason All-SEC Second Team, the conference office announced on Nov. 10 ahead of the official start of the 2017-18 campaign. Silva is Carolina's top returning scorer (10.2), rebounder (6.1) and shot blocker (1.4) and a veteran leader of this year's squad. Silva posted 21 double-figure scoring games last season with five double-doubles, including in South Carolina's Final Four matchup versus Gonzaga when he scored 13 points and pulled down a career-high 13 rebounds. In league play in 2017, Silva averaged 10.6 points and 5.0 rebounds per outing, while hitting 54.7 percent from the field.

### **FUN FACT**

> Did you know? Gamecock players combine to speak nine different languages, below is a breakdown:

**Famouke Doumbia:** English, French, Bambara, Malinké

**Silva:** English, French, Portuguese

**Kotsar:** English, Estonian

**Gueye:** English, Wolof, French

**Booker:** English, Icelandic

**Haase:** English, Spanish

# 2017-18 SOUTH CAROLINA MEN'S BASKETBALL ROSTER

## ROSTER BREAKDOWN

### Returning Starters (2)

Maik Kotsar  
Chris Silva  
*\*based on final game of 2016-17 season*

### Returning Letterwinners (7)

Tommy Corchiani  
Hassani Gravett  
Khadim Gueye  
Evan Hinson  
Maik Kotsar  
Christian Schmitt  
Chris Silva

### Guards (8)

David Beatty  
Frank Booker  
Tommy Corchiani  
Hassani Gravett  
Evan Hinson  
Kory Holden  
Wesley Myers  
Christian Schmitt

### Forwards (7)

Jason Cudd  
Ibrahim Famouke Doumbia  
Khadim Gueye  
Felipe Haase  
Maik Kotsar  
Justin Minaya  
Chris Silva

### By Height

Christian Schmitt (5-11)  
Kory Holden (6-1)  
Wesley Myers (6-1)  
David Beatty (6-2)  
Hassani Gravett (6-2)  
Frank Booker (6-3)  
Tommy Corchiani (6-3)  
Evan Hinson (6-4)  
Justin Minaya (6-5)  
Ibrahim Famouke Doumbia (6-6)  
Felipe Haase (6-9)  
Chris Silva (6-9)  
Maik Kotsar (6-10)  
Khadim Gueye (7-0)  
Jason Cudd (7-1)

### Alphabetical Roster

No.	Name	Pos.	Ht.	Wt.	Cl.	Exp.	Hometown/High/Last School
0	David Beatty	G	6-2	205	FR	HS	Philadelphia, Pa./Imhotep Institute Charter High School
5	Frank Booker	G	6-3	208	GR	3VL/TR	Augusta, Ga./Westside/Oklahoma/FAU
20	Tommy Corchiani	G	6-3	180	SO	1VL	Raleigh, N.C./Ravenscroft High School
33	Jason Cudd	F	7-1	255	FR	HS	Myrtle Beach, S.C./Socastee
14	Ibrahim Famouke Doumbia	F	6-6	205	FR	HS	Bamako, Mali/Miami Country Day School
2	Hassani Gravett	G	6-2	187	R-JR	1VL/TR	Villa Rica, Ga./Alexander/Pensacola State College
12	Khadim Gueye	F	7-0	248	SO	1VL	Dakar, Senegal/Victory Rock Prep (Bradenton, Fla.)
13	Felipe Haase	F	6-9	249	FR	HS	Osorno, Chile/Miami (Fla.) Christian School
23	Evan Hinson	G	6-4	240	SO	1VL	Deltona, Fla./Deltona
1	Kory Holden	G	6-1	197	R-JR	2VL/TR	Salisbury, Md./J.M. Bennett/Delaware
21	Maik Kotsar	F	6-10	260	SO	1VL	Tallinn, Estonia/Sunrise Christian Academy (Wichita, Kan.)
10	Justin Minaya	F	6-5	210	FR	HS	Harrington Park, N.J./Northern Valley at Old Tappan
15	Wesley Myers	G	6-1	193	GR	3VL/TR	Brooklyn, N.Y./Boys and Girls High School/Niagara/Maine
25	Christian Schmitt	G	5-11	180	SO	1VL	Mars, Pa./Mars Area
30	Chris Silva	F	6-9	223	JR	2VL	Libreville, Gabon/Roselle (N.J.) Catholic

### Numerical Roster

No.	Name	Pos.	Ht.	Wt.	Cl.	Exp.	Hometown/High/Last School
0	David Beatty	G	6-2	205	FR	HS	Philadelphia, Pa./Imhotep Institute Charter High School
1	Kory Holden	G	6-1	197	R-JR	2VL/TR	Salisbury, Md./J.M. Bennett/Delaware
2	Hassani Gravett	G	6-2	187	R-JR	1VL/TR	Villa Rica, Ga./Alexander/Pensacola State College
5	Frank Booker	G	6-3	208	GR	3VL/TR	Augusta, Ga./Westside/Oklahoma/FAU
10	Justin Minaya	F	6-5	210	FR	HS	Harrington Park, N.J./Northern Valley at Old Tappan
12	Khadim Gueye	F	7-0	248	SO	1VL	Dakar, Senegal/Victory Rock Prep (Bradenton, Fla.)
13	Felipe Haase	F	6-9	249	FR	HS	Osorno, Chile/Miami (Fla.) Christian School
14	Ibrahim Famouke Doumbia	F	6-6	205	FR	HS	Bamako, Mali/Miami Country Day School
15	Wesley Myers	G	6-1	193	GR	3VL/TR	Brooklyn, N.Y./Boys and Girls High School/Niagara/Maine
20	Tommy Corchiani	G	6-3	180	SO	1VL	Raleigh, N.C./Ravenscroft High School
21	Maik Kotsar	F	6-10	260	SO	1VL	Tallinn, Estonia/Sunrise Christian Academy (Wichita, Kan.)
23	Evan Hinson	G	6-4	240	SO	1VL	Deltona, Fla./Deltona
25	Christian Schmitt	G	5-11	180	SO	1VL	Mars, Pa./Mars Area
30	Chris Silva	F	6-9	223	JR	2VL	Libreville, Gabon/Roselle (N.J.) Catholic
33	Jason Cudd	F	7-1	255	FR	HS	Myrtle Beach, S.C./Socastee

**Head Coach:** Frank Martin (Florida International, '93)

**Assistant Coach:** Perry Clark (Gettysburg, '74)

**Assistant Coach:** Chuck Martin (Monmouth, '93)

**Assistant Coach:** Bruce Shingler (St. Augustine's College, '05)

**Director of Basketball Operations:** Andy Assaley (Cincinnati, '96)

**Strength & Conditioning Coach:** Scott Greenawalt (Muskingum College, '98)

**Athletic Trainer:** Mark Rodger (Buffalo, '01)

**Video Coordinator:** Jay Gibbons (Clayton State, '03)

**Student-Athlete Development:** Doug Edwards (Florida State, '07)

**Special Assistant to the Head Coach:** Jarett Gerald (South Carolina, '11)

**Director of Social Media:** Dushawn Davis (Coastal Carolina, '11)

**Administrative Assistant:** John Reynolds (The Citadel, '11)

**Graduate Student Manager:** Brian Steele (South Carolina, '16)

**Student Assistant Coach:** TeMarcus Blanton

**Student Assistant Coach:** Justin McKie (South Carolina, '17)

**Director of Athletics Communications and Public Relations:** Emily Miles (Ball State, '03)

## TOP RETURNING ...

Scorer.....Silva, 10.2 ppg  
Rebounder .....Silva, 6.1 rpg  
Assist Maker..... Gravett, 1.4 apg  
FG Shooter \*.....Silva, 52.4% (122-233)  
3-Point FG Shooter \$..... Gravett 21.7% (15-69)  
FT Shooter \$.....Silva, 74.9% (134-179)  
Shot Blocker.....Silva, 1.4 bpg  
Steal Maker ..... Kotsar, 0.7 spg

## PRONUNCIATION GUIDE

HA-deem Gaye  
Mike Coat-sar  
Fa-leep-ay Haas-ay  
E-BRAH-heem Fa-MOO-kay DOOM-bia





# HEAD COACH FRANK MARTIN

HEAD COACH | 11TH SEASON OVERALL | 221-131 (.627) | SIXTH SEASON AT SOUTH CAROLINA | 104-77 (.574)

## THE MARTIN FILE

### COACHING

#### Experience

33rd year

#### College Experience

18th season

#### College Head Coach Experience

11th season

#### Hire Date At Carolina

March 27, 2012

### PERSONAL

#### Hometown

Miami, Fla.

#### Alma Mater

Florida International, 1993 (B.A. Physical Ed.)

#### Family

Wife, Anya

Children, Brandon, Amalia and Christian

### COACHING RESUME

#### High School

Miami Senior High, 1985-93

Varsity Boys' Assistant Coach

Junior Varsity Boys' Head Coach

North Miami High, Head Coach, 1993-95

Miami Senior High, Head Coach, 1995-98

B.T. Washington High, Head Coach, 1999-2000

#### College Assistant Coach

Northeastern, 2000-04

Cincinnati, 2004-06

Kansas State, 2006-07

#### College Head Coach

Kansas State, 2007-12

South Carolina, 2012-present

Frank Martin was named the head men's basketball coach at the University of South Carolina on March 27, 2012, becoming the 32nd head coach in the history of the South Carolina program, which enters its 110th season as a varsity sport in 2017-18. Martin owns a 213-128 (.624) overall record as a head coach, entering his 11th season overall, and a 96-74 (.564) record entering his sixth season at South Carolina. Martin was named the 2017 Jim Phelan National Coach of the Year after leading the Gamecocks to the best season in school history during the 2016-17 campaign, as the squad advanced to the program's first Final Four and recorded a school record 26 wins.

Since his appointment as head coach in Columbia, Martin, 51, and his wife Anya, have become fixtures in the community. He has spoken at numerous events, including Gamecock Club chapter events, numerous community council and rotary club events, coaching clinics, the Fathers and Families Decades of Dads event and the Heroes in Blue Knight of Honor Gala, among others. Martin has also been honored with several community awards, including being named a 2016 Fatherhood Champion at the Palmetto State Fatherhood Awards Breakfast and Fundraiser.

The Martin's have hosted the "B-Ball of the South," an event in conjunction with the National Association of Basketball Coaches (NABC), and the American Cancer Society, benefitting "Coaches vs. Cancer," during their time at Carolina. The first "B-Ball of the South," held in May 2013, raised \$140,000 from charitable donations and a live auction to benefit the "Coaches vs. Cancer" initiative. Year two saw continued success, as the Kentucky Derby themed event raised \$129,470 and year three saw the event raise \$145,735. For his outstanding efforts for the "Coaches vs. Cancer" initiative, Martin was honored with the 2016 Champion Award from the organization at the 2016 Final Four in Houston.

The 2016-17 campaign would go on to be the best season in school history, as the Gamecocks set a school record with 26

wins, advanced to the NCAA Tournament for the first time since 2004, posted the first program win in the NCAA Tournament since 1973, and advanced to the school's first-ever Final Four, falling by just four points, 77-73, to Gonzaga in the national semifinals in Phoenix. South Carolina captured back-to-back 20-win seasons for the first time since a string of three-straight 20-win campaigns from 2003-2006, and the Gamecocks posted double-digit league victories for just the fifth time since joining the SEC in 1992.

South Carolina was ranked in the AP poll for nine weeks and in the coaches poll for 10 weeks during the regular season, and the Gamecocks were ranked No. 6 in the final USA Today Coaches Poll following the Final Four run. Carolina rose to as high as 16th in the AP Poll, which was its highest rank since the Gamecocks were ranked 14th in the final poll of the 1997-98 season.

After the magical season, it would be announced that school records for total attendance and average attendance were set at Colonial Life Arena during the 2016-17 season. Nationally, the Gamecocks ranked 15th in total attendance, as 241,126 fans saw Carolina in action at home during the season, an average of 13,396 fans per game, which ranked 21st nationally.

Prior to his appointment in Columbia, Martin spent the previous five seasons as the head coach at Kansas State University, leading the Wildcats to the NCAA Tournament four times, including a trip to the Elite Eight, during the 2009-10 campaign when the squad won a school record 29 contests. Martin's Wildcats won at least 21 games in each of his five seasons at the helm, as the program compiled a record of 117-54 (.684) under his direction.

A native of Miami, Fla., Martin earned his bachelor's degree in physical education from Florida International in 1993. He and his wife, Anya, have three children, Brandon, Amalia and Christian.

## MARTIN'S CAREER RECORD, YEAR-BY-YEAR

YEAR	RECORD	CONFERENCE (FINISH)	POSTSEASON
2007-08	21-12	10-6 (3rd)	1-1; NCAA Tournament 2nd Round
2008-09	22-12	9-7 (t4th)	1-1; NIT
2009-10	29-8	11-5 (t2nd)	3-1; NCAA Tournament Elite Eight
2010-11	23-11	10-6 (t3rd)	1-1; NCAA Tournament Third Round
2011-12	22-11	10-8 (5th)	1-1; NCAA Tournament Third Round
2012-13	14-18	4-14 (t12th)	-
2013-14	14-20	5-13 (13th)	-
2014-15	17-16	6-12 (t11th)	-
2015-16	25-9	11-7 (t3rd)	1-1; NIT
2016-17	26-11	12-6 (t3rd)	4-1; NCAA Final Four
2017-18	8-3	-	-
<b>Totals</b>	<b>221-131 (.627)</b>	<b>88-84 (.511)</b>	<b>12-7 (.631)/5 NCAA/2 NIT</b>



# GAMECOCK SUPERLATIVES

## GAMECOCKS' RECORD WHEN ...

At home	4-0
On the road	2-1
At neutral sites	2-2
In overtime	0-0
vs. Top 25 team	0-0
vs. Top 10 team	0-0
vs. Top 3 team	0-0
Leading at half	6-0
Trailing at half	1-3
Tied at half	1-0
Shooting 50% or better	2-0
Shooting between 39-49%	6-0
Shooting less than 39%	0-3
Opp. shooting 50% or better	0-0
Opp. shooting between 39-49%	5-2
Opp. shooting less than 39%	3-1
Shooting better than opp.	6-0
Shooting worse than/equal to opp.	2-3
Starters out-score opp. starters	7-1
Opp. starters score/equal more	1-2
Bench out-scores opp. bench	5-1
Opp. bench scores/equals more	3-2
Having more FTs than opp.	6-0
Having equal/less FTs than opp.	2-3
Have more TOs than opp.	3-1
Having equal/less TOs than opp.	5-2
Having more rebounds than opp.	7-1
Having equal/less rebounds than opp.	1-2
Making 6 or more 3FGs	7-2
Having 15 or more assists	3-0
Score more points in paint than opp.	7-1
Scoring equal/less points in paint than opp.	1-2
Scoring more points off TOs than opp.	6-2
Scoring equal/less points off TOs than opp.	2-1
Scoring more 2nd-chance points than opp.	7-2
Scoring equal/less 2nd-chance points than opp.	1-1
Scoring more fast break points than opp.	4-0
Scoring equal/less fast break points than opp.	4-3
Wearing white uniforms	4-1
Wearing Garnet uniforms	0-0
Wearing Black uniforms	4-2
Playing on live TV/live broadcast	8-3
Playing in November	5-2
Playing in December	3-1
Playing in January	0-0
Playing in February	0-0
Playing in March	0-0
Playing a day-game	4-1
Playing a night-game	4-2
Playing on Sunday	1-0
Playing on a Monday	1-0
Playing on a Tuesday	0-1
Playing on a Wednesday	1-0
Playing on a Thursday	0-2
Playing on a Friday	2-0
Playing on a Saturday	2-0
Scoring margin is 5 points or less	1-1
Margin is between 6-10	1-0
Margin is between 11-20	4-2
Margin is more than 20	2-0
Scoring 59 points or less	0-1
Scoring 60-69 points	0-2
Scoring 70-79 points	5-0
Scoring 80-89 points	3-0
Scoring 90-99 points	0-0
Scoring 100+ points	0-0

## MISCELLANEOUS

Current streak	L1
Home court streak	W4
Away streak	L1
Neutral court streak	L1

(tied for team lead also included)

Scoring Leaders	'17-18	Career
Chris Silva	6	8
Frank Booker	2	2*
Hassani Grtavett	2	2
Maik Kotsar	1	2
Wes Myers	1	1*
David Beatty	1	1
Justin Minaya	1	1

Rebounding Leaders	'17-18	Career
Chris Silva	9	31
Felipe Haase	3	3
Hassani Gravett	3	3
Wes Myers	1	1*

Assists Leaders	'17-18	Career
Hassani Gravett	7	12
Maik Kotsar	2	4
Felipe Haase	2	2
Wes Myers	2	2*
David Beatty	1	1
Justin Minaya	1	1
Kory Holden	1	1*

Blocks Leaders	'17-18	Career
Chris Silva	8	35
Maik Kotsar	3	9
Frank Booker	2	2*
Justin Minaya	2	2
Felipe Haase	1	1
Hassani Gravett	1	1

Steals Leaders	'17-18	Career
Maik Kotsar	7	10
Frank Booker	4	4*
Chris Silva	2	8
Hassani Gravett	1	2
Justin Minaya	1	1
Felipe Haase	1	1
David Beatty	1	1
Kory Holden	1	1*

Double-Figure Scoring	'17-18	Career
Chris Silva	9	37
Frank Booker	7	19
Justin Minaya	6	6
Maik Kotsar	4	13
Felipe Haase	4	4
Hassani Gravett	3	6
Wesley Myers	2	25
Kory Holden	1	44
Wes Myers	1	1*
David Beatty	1	1

20+ points	'17-18	Career
Chris Silva	1	1

30+ points	'17-18	Career
-	-	-

Double-Figure Rebounding	'17-18	Career
Chris Silva	4	11
Felipe Haase	1	1

5+ assists	'17-18	Career
Hassani Gravett	4	6
Maik Kotsar	1	1

3+ steals	'17-18	Career
Maik Kotsar	2	4
Frank Booker	2	3
Hassani Gravett	1	1

2+ blocks	'17-18	Career
Chris Silva	6	32
Maik Kotsar	1	6

Double-Doubles	'17-18	Career
Chris Silva	3	8
Felipe Haase	1	1

Dunks	'17-18	Career
Chris Silva	10	53
Maik Kotsar	2	4
Evan Hinson	1	1

Miscellaneous
Largest Halftime Lead
SC 26, vs. UTEP (Nov. 17, 2017)
Opp 11, Temple (Nov. 30, 2017)
Smallest Halftime Lead
SC 1, vs. Western Michigan (Nov. 19, 2017)
Opp 1, UMass (Dec. 2, 2017)
Fewest Points In First Half
SC 23, vs. Illinois State (Nov. 16, 2017)
Opp 24, last, vs. UTEP (Nov. 17, 2017)
Most Points In First Half
SC 50, vs. UTEP (Nov. 17, 2017)
Opp 47, Coastal Carolina (Dec. 9, 2017)
Fewest Points In Second Half
SC 22, vs. Clemson (Dec. 19, 2017)
Opp 25, FIU (Nov. 27, 2017)
Most Points In Second Half
SC 45, vs. Wyoming (Dec. 6, 2017)
Opp 39, Wyoming (Dec. 6, 2017)
Most Points in Overtime
SC -
Opp -
Largest Margin of Victory
SC 24, vs. UTEP (Nov. 17, 2017)
Opp 16, 2x, last vs. Clemson (Dec. 19, 2017)
Smallest Margin of Victory
SC 2, vs. Coastal Carolina (Dec. 9, 2017)
Opp 4, Illinois State (Nov. 16, 2017)

\* indicates at South Carolina

## 2017-18 GAME-BY-GAME

	Date	Result	FG-A	Pct	3FG-A	Pct	FT-A	Pct	O-D-Total	PF	Pts	A	TO	Blk	Stl	Min	Half
at Wofford			17-49	.347	6-19	.316	12-16	.750	8-20-28	16	52	7	13	0	3	200	24
South Carolina	Nov. 10, 2017	W, 73-52	25-54	.463	11-23	.478	12-16	.750	12-28-40	17	73	17	14	3	5	200	33
Western Michigan			21-58	.362	5-21	.238	13-25	.520	8-24-30	24	60	12	11	6	10	200	29
South Carolina	Nov. 13, 2017	W, 78-60	26-57	.456	9-23	.391	17-28	.607	13-33-46	18	78	12	14	3	4	200	38
Illinois State &			18-50	.360	5-16	.313	28-39	.718	5-37-42	20	69	13	14	2	8	200	32
South Carolina	Nov. 16, 2017	L, 69-65	18-61	.295	9-32	.281	20-60	.667	12-33-45	32	65	14	13	4	3	200	23
UTEP &			19-45	.422	5-13	.385	13-20	.650	6-21-27	24	56	12	23	6	8	200	24
South Carolina	Nov. 17, 2017	W, 80-56	27-58	.466	8-24	.333	18-23	.783	13-23-36	20	80	19	17	2	8	200	50
Western Michigan &			21-44	.477	8-21	.381	16-21	.762	6-24-30	24	66	9	22	1	9	200	34
South Carolina	Nov. 19, 2017	W, 79-66	26-57	.456	8-24	.333	19-30	.633	12-21-33	19	79	13	12	3	8	200	35
at FIU			22-53	.415	4-17	.235	13-21	.619	8-17-25	18	61	8	17	6	10	200	36
South Carolina	Nov. 27, 2017	W, 78-61	32-61	.525	8-22	.364	6-12	.500	13-27-40	15	78	22	19	3	8	200	38
vs. Temple #			29-60	.483	4-17	.235	14-21	.667	15-22-37	13	76	11	14	8	12	200	38
South Carolina	Nov. 30, 2017	L, 76-60	22-58	.379	6-21	.386	10-12	.833	13-20-33	14	60	9	17	4	7	200	27
UMass			27-59	.458	12-26	.462	4-5	.800	5-21-26	28	70	13	17	0	3	200	35
South Carolina	Dec. 2, 2017	W, 76-70	28-55	.509	3-15	.200	17-29	.586	8-28-36	12	76	14	15	1	11	200	34
Wyoming			19-56	.339	6-25	.240	20-26	.769	7-27-34	22	64	14	18	3	7	200	25
South Carolina	Dec. 6, 2017	W, 80-64	28-62	.452	8-23	.348	16-29	.552	10-33-43	21	80	17	17	4	7	200	25
Coastal Carolina			29-63	.460	10-24	.417	10-13	.469	13-20-33	25	78	17	15	2	8	200	47
South Carolina	Dec. 9, 2017	W, 80-78	25-55	.455	8-20	.400	22-31	.710	12-19-31	13	80	14	14	4	6	200	47
Clemson			20-46	.435	8-20	.400	16-24	.667	9-25-34	9	64	8	15	8	9	200	31
South Carolina	Dec. 19, 2017	L, 64-48	19-54	.352	2-16	.125	8-10	.800	12-19-31	17	48	3	14	4	3	200	26

& - indicates Puerto Rico Tip-Off at Myrtle Beach (Myrtle Beach, S.C./HTC Center) | # - indicates Under Armour Reunion (New York City/Madison Square Garden)



# SOUTH CAROLINA GAMECOCKS

OVERALL: 8-3; SEC: 0-0; HOME: 4-0; AWAY: 2-1; NEUTRAL: 2-2

DATE	OPP.	W/L	SCORE	RECORD (SEC)	POINTS	REBOUNDS	ASSISTS	BLOCKS	STEALS	ATTENDANCE
11/10/17	at Wofford	W	73-52	1-0 (0-0)	Kotsar (13)	Silva (10)	Kotsar (4)	Silva (2)	Silva (2)	3,400
<b>11/13/17</b>	<b>Western Mich.</b>	<b>W</b>	<b>78-60</b>	<b>2-0 (0-0)</b>	<b>Gravett (15)</b>	<b>Silva (10)</b>	<b>Haase (3)</b>	<b>3 with 1</b>	<b>Kotsar (2)</b>	<b>12,136 (paid)</b>
11/16/17	vs. Illinois St. &	L	69-65	2-1 (0-0)	3 with 10	Gravett (9)	Gravett (5)	Silva (3)	Kotsar (2)	700
11/17/17	vs. UTEP &	W	80-56	3-1 (0-0)	Silva (15)	Silva/Haase (7)	Gravett (9)	Silva (2)	Kotsar (2)	978
11/19/17	vs. West. Mich. &	W	79-66	4-1 (0-0)	Silva/Myers (14)	3 with 5	Gravett (6)	Minaya (2)	Kotsar/Booker (2)	2,119
11/27/17	at FIU	W	78-61	5-1 (0-0)	Silva (26)	Silva/Gravett (10)	Gravett (7)	3 with 1	Booker/Kotsar (3)	1,335
11/30/17	vs. Temple #	L	76-60	5-2 (0-0)	Beatty (13)	Silva (9)	3 with 2	Silva (2)	Minaya/Haase (2)	6,081
<b>12/2/17</b>	<b>UMass</b>	<b>W</b>	<b>76-70</b>	<b>6-2 (0-0)</b>	<b>Minaya (17)</b>	<b>Haase (10)</b>	<b>Gravett (4)</b>	<b>Haase (1)</b>	<b>Kotsar/Gravett (3)</b>	<b>10,832 (paid)</b>
<b>12/6/17</b>	<b>Wyoming</b>	<b>W</b>	<b>80-64</b>	<b>7-2 (0-0)</b>	<b>Silva (19)</b>	<b>Silva (10)</b>	<b>Haase/Myers (3)</b>	<b>4 with 1</b>	<b>Booker (3)</b>	<b>10,205 (paid)</b>
<b>12/9/17</b>	<b>Coastal Carolina</b>	<b>W</b>	<b>80-78</b>	<b>8-2 (0-0)</b>	<b>Booker (19)</b>	<b>Silva (9)</b>	<b>Gravett (4)</b>	<b>Silva (3)</b>	<b>Silva/Booker (2)</b>	<b>11,734 (paid)</b>
12/19/17	at Clemson	L	64-48	8-3 (0-0)	Silva (12)	Silva (9)	3 with 1	Kotsar (2)	3 with 1	8,031

& - indicates Puerto Rico Tip-Off at Myrtle Beach (Myrtle Beach, S.C./HTC Center) | # - indicates Under Armour Reunion (New York City/Madison Square Garden)

## STARTING LINEUPS

OPPONENT	GUARD	GUARD	GUARD/FORWARD	FORWARD	FORWARD	RECORD
at Wofford	Gravett	Booker	Minaya	Kotsar	Silva	1-0
Western Michigan	Gravett	Booker	Minaya	Kotsar	Silva	2-0
vs. Illinois State &	Gravett	Booker	Minaya	Kotsar	Silva	2-1
vs. UTEP &	Gravett	Booker	Minaya	Kotsar	Silva	3-1
vs. Western Michigan &	Gravett	Booker	Minaya	Kotsar	Silva	4-1
at FIU	Gravett	Booker	Minaya	Kotsar	Silva	5-1
vs. Temple #	Gravett	Booker	Minaya	Kotsar	Silva	5-2
UMass	Gravett	Booker	Minaya	Kotsar	Silva	6-2
Wyoming	Gravett	Booker	Minaya	Kotsar	Silva	7-2
Coastal Carolina	Gravett	Booker	Minaya	Kotsar	Silva	8-2
at Clemson	Gravett	Booker	Minaya	Kotsar	Silva	8-3

& - indicates Puerto Rico Tip-Off at Myrtle Beach (Myrtle Beach, S.C./HTC Center) | # - indicates Under Armour Reunion (New York City/Madison Square Garden)



# GAMECOCK SUPERLATIVES UNDER MARTIN

## Most Field Goals Made

- 39, vs. High Point (March 15, 2016)
- 37, vs. Hofstra (Nov. 22, 2015)
- 35, vs. Marquette (March 17, 2017)  
35, vs. Lander (Dec. 27, 2016)
- 34, vs. Lipscomb (Nov. 27, 2015)  
34, vs. Marshall (Dec. 30, 2013)

## Most Field Goals Attempted

- 88, vs. Alabama (Feb. 7, 2017)  
73, vs. Georgia (March 3, 2016)  
72, vs. Oral Roberts (Nov. 16, 2015)
- 70, vs. Texas A&M (Jan. 7, 2017)
- 71, vs. SC State (Jan. 5, 2013)

## Highest Field Goal Percent

- 60.0 (39-65) vs. High Point (March 15, 2016)
- 58.7 (27-46) vs. Holy Cross (Nov. 13, 2016)
- 58.3 (28-48) vs. Saint Mary's (Dec. 22, 2013)
- 57.7 (30-52) vs. Arkansas (Jan. 26, 2013)
- 56.4 (22-39) vs. Missouri State (Nov. 24, 2012)

## Most 3-Point Field Goals Made

- 15, vs. Auburn (Jan. 24, 2017)
- 13, vs. Rider (Nov. 19, 2012)
- 12, vs. Holy Cross (Nov. 13, 2016)  
12, at Texas A&M (Feb. 6, 2016)
- 11, vs. Wofford (Nov. 10, 2017)  
11, vs. Georgia (Feb. 4, 2017)  
11, vs. Auburn (March 12, 2014)

## Most 3-Point Field Goals Attempted

- 32, vs. Illinois State (Nov. 16, 2017)  
31, vs. Alabama (Feb. 7, 2017)  
31, vs. Mississippi State (March 13, 2013)
- 30, at Ole Miss (March 4, 2017)  
30, at Alabama (Feb. 24, 2015)
- 29, vs. USC Upstate (Dec. 19, 2013)

## Highest 3-Point Field Goal Percentage (min. 10 attempts)

- 73.3 (11-15) vs. Auburn (March 12, 2014)
- 58.3 (7-12) vs. Arkansas (Jan. 26, 2013)
- 57.7 (15-26) vs. Auburn (Jan. 24, 2017)
- 57.1 (12-21) at Texas A&M (Feb. 6, 2016)  
57.1 (8-14) at Georgia (Jan. 22, 2014)

## Most Free Throws Made

- 46, vs. Memphis (Jan. 2, 2016)
- 35, vs. Alabama (Feb. 7, 2017)
- 30, vs. Arkansas (March 13, 2014)
- 29, vs. Norfolk State (Nov. 14, 2015)
- 28, vs. Alabama (Jan. 30, 2016)  
28, vs. NC A&T (Dec. 30, 2014)  
28, vs. Mississippi State (March 6, 2013)  
28, at LSU (Jan. 16, 2013)

## Most Free Throws Attempted

- 63, vs. Memphis (Jan. 2, 2016)
- 50, vs. Alabama (Feb. 7, 2017)  
46, vs. Alabama (Jan. 30, 2016)
- 42, vs. Norfolk State (Nov. 14, 2015)
- 41, vs. Mississippi State (Jan. 26, 2016)  
41, vs. Arkansas (March 13, 2014)

## Highest Free Throw Percentage (min. 10 attempts)

- 93.8 (15-16) vs. Holy Cross (Nov. 13, 2016)
- 93.3 (14-15) vs. Tennessee (Jan. 20, 2015)
- 92.9 (13-14) at Georgia (Feb. 17, 2015)
- 92.3 (12-13) at Tennessee (March 7, 2015)
- 86.4 (19-22) at Florida (Feb. 21, 2017)

## Most Offensive Rebounds

- 26, vs. Vanderbilt (Feb. 13, 2014)
- 24, at St. John's (Nov. 29, 2012)
- 23, vs. Alabama (Feb. 7, 2017)
- 21, vs. Akron (Nov. 23, 2014)  
21, at Mississippi State (March 8, 2014)  
21, at Clemson (Nov. 17, 2013)

## Most Defensive Rebounds

- 38, vs. Oklahoma State (Dec. 6, 2014)  
38, vs. Longwood (Nov. 9, 2013)
- 35, vs. Memphis (Jan. 2, 2016)
- 34, vs. Vanderbilt (Jan. 9, 2016)  
34, vs. Western Carolina (Nov. 30, 2015)

## Most Total Rebounds

- 53, vs. Memphis (Jan. 2, 2016)
- 52, vs. Alabama (Feb. 7, 2017)
- 51, vs. Mississippi State (Jan. 26, 2016)  
51, vs. Western Carolina (Nov. 30, 2015)
- 50, vs. Alabama (Jan. 30, 2016)  
50, vs. Longwood (Nov. 9, 2013)

## Most Personal Fouls

- 33, at Georgia (Feb. 22, 2014)
- 32, vs. Illinois State (Nov. 16, 2017)  
32, vs. Marshall (Dec. 30, 2013)
- 31, at Texas A&M (Jan. 15, 2014)
- 30, at Memphis (Dec. 30, 2016)  
30, at Auburn (Feb. 26, 2014)

## Most Points

- 98, vs. Auburn (Jan. 24, 2017)
- 94, vs. LSU (Feb. 10, 2016)  
94, vs. Hofstra (Nov. 22, 2015)
- 93, vs. Marquette (March 17, 2017)
- 92, vs. SC State (Nov. 18, 2016)  
92, vs. Lipscomb (Nov. 27, 2015)  
92, vs. Marshall (Dec. 30, 2013)

## Fewest Points

- 36, at Florida (Jan. 30, 2012)
- 43, at Kentucky (Feb. 14, 2015)  
43, vs. Kentucky (Jan. 24, 2015)
- 44, vs. Tennessee (March 14, 2014)
- 46, vs. Florida (March 4, 2014)  
46, vs. LSU (Feb. 14, 2013)

## Most Assists

- 25, vs. High Point (March 15, 2016)
- 24, vs. Lipscomb (Nov. 27, 2015)
- 23, vs. Auburn (Jan. 24, 2017)
- 22, at FIU (Nov. 27, 2017)  
22, at Texas A&M (Feb. 6, 2015)  
22, vs. Rider (Nov. 19, 2012)

## Fewest Turnovers

- 5, vs. Gonzaga (April 1, 2017)  
6, vs. Texas A&M (Jan. 7, 2017)  
6, vs. Kentucky (March 1, 2014)
- 7, at USF (Dec. 17, 2016)
- 7, vs. Mississippi State (Feb. 28, 2015)  
7, at Georgia (Feb. 17, 2015)  
7, vs. Georgia (Feb. 22, 2014)  
7, vs. Akron (Dec. 28, 2013)  
7, at Kentucky (Feb. 5, 2013)  
7, vs. Vanderbilt (Jan. 19, 2013)

## Most Blocks

- 10, vs. Lander (Dec. 27, 2016)  
10, vs. High Point (March 15, 2016)  
10, vs. UNC Asheville (Nov. 26, 2014)
- 9, vs. SC State (Nov. 18, 2016)  
9, at Georgia (Feb. 2, 2016)  
9, vs. Drexel (Dec. 15, 2015)  
9, vs. Coker (Dec. 21, 2014)

## Most Steals

- 13, vs. FIU (Dec. 4, 2016)  
13, vs. Francis Marion (Dec. 30, 2015)  
13, at Marshall (Dec. 1, 2014)
- 12, at Tennessee (Jan. 11, 2017)  
12, vs. Syracuse (Nov. 26, 2016)  
12, vs. USF (Dec. 5, 2015)  
12, vs. Lipscomb (Nov. 27, 2015)  
12, vs. Ole Miss (March 12, 2015)  
12, vs. UNC Asheville (Nov. 26, 2014)

## Most Points By Opponent

- 97, at Georgia (Jan. 22, 2014)
- 90, vs. Alabama (Feb. 7, 2017)  
90, vs. Missouri (Feb. 28, 2013)
- 89, vs. Kentucky (Feb. 13, 2016)  
89, at St. John's (Nov. 29, 2012)

## Fewest Point By Opponent

- 44, vs. Longwood (Nov. 9, 2013)
- 45, vs. Akron (Dec. 28, 2013)  
45, vs. Cornell (Nov. 20, 2014)  
45, vs. Clemson (Dec. 19, 2014)
- 46, vs. Michigan (Nov. 23, 2016)

## Most Field Goals Made By Opponent

- 33, at St. John's (Nov. 29, 2012)
- 32, vs. Missouri (Feb. 28, 2013)
- 31, vs. Kentucky (Feb. 13, 2016)
- 30, vs. Arkansas (Feb. 15, 2017)  
30, vs. Alabama (Feb. 7, 2017)  
30, vs. Georgia Tech (March 21, 2016)  
30, vs. Arkansas (March 5, 2015)

## Fewest Field Goals Made By Opponent

- 10, vs. Michigan (Nov. 23, 2016)
- 11, vs. Georgia (Jan. 31, 2015)
- 13, vs. Akron (Dec. 28, 2013)  
13, vs. Longwood (Nov. 9, 2013)
- 14, vs. Syracuse (Nov. 26, 2016)  
14, vs. Cornell (Nov. 20, 2014)  
14, vs. Kentucky (March 1, 2014)

## Highest Opponent Field Goal Percent

- 69.6 (32-46) vs. Missouri (Feb. 28, 2013)
- 61.4 (27-44) at Kentucky (Feb. 5, 2013)
- 58.5 (24-41) vs. Auburn (Jan. 12, 2013)
- 58.3 (28-48) at Kentucky (Jan. 21, 2017)
- 58.1 (25-43) vs. Georgia (Feb. 2, 2013)

## Most Rebounds By Opponent

- 62, vs. Alabama (Feb. 7, 2017)
- 49, vs. Seton Hall (Dec. 12, 2016)  
49, vs. LSU (Feb. 14, 2013)
- 47, at Georgia (Feb. 23, 2013)
- 46, five times

## Fewest Rebounds By Opponent

- 16, vs. Holy Cross (Nov. 13, 2016)
- 20, vs. NC A&T (Dec. 30, 2014)
- 22, vs. Drexel (Dec. 15, 2015)  
22, vs. Morgan State (Nov. 16, 2012)
- 23, vs. Hofstra (Nov. 22, 2015)  
23, vs. Alabama (Jan. 13, 2015)  
23, vs. Manhattan (Dec. 22, 2012)  
23, vs. Rider (Nov. 19, 2012)

# ON THE BENCH



**> PERRY CLARK, ASSISTANT COACH**

- > Fifth season on staff at South Carolina
- > Former head coach at Tulane, Miami (Fla.) and Texas A&M-Corpus Christi
- > Has over 30 years of coaching experience
- > Has coached 19 players who were drafted or have gone on to play in the NBA, including Gamecock Sindarius Thornwell



**> CHUCK MARTIN, ASSISTANT COACH**

- > Is in his first season on staff at Carolina after serving as an assistant for the past three seasons at Indiana
- > Has over 15 years of coaching experience at the Division I level
- > Was the head coach at Marist for five years (2008-13)
- > Played collegiately at Champlain Junior College, before finishing his career at Monmouth



**> BRUCE SHINGLER, ASSISTANT COACH**

- > Is in his second season on staff with the Gamecocks
- > Prior to time at Carolina, was an assistant for four seasons at Towson
- > Played collegiately at St. Augustine's College
- > Prior to time in college, coached AAU, sending over 40 of his players to Division I institutions



**> ANDY ASSALEY, DIRECTOR OF OPERATIONS**

- > Enters his sixth season at Carolina, and his 11th season with Martin
- > Has over 20 years of experience working in college basketball
- > A graduate of Cincinnati



**> SCOTT GREENAWALT, STRENGTH AND CONDITIONING COACH**

- > Enters his sixth season with the Gamecocks and his 11th with Martin
- > Has coached over 10 all-conference players, including Michael Beasley (Kansas State) and Sindarius Thornwell (Carolina)
- > Has helped train numerous professional athletes, such as Kevin Youkilis, former MLB player
- > Played football at Muskingum College in Ohio



**> MARK RODGER, ATHLETIC TRAINER**

- > In his 12th season with the Gamecocks
- > Native of Berlin, Germany, and a graduate of the University of Buffalo




**> DOUG EDWARDS, DIRECTOR OF PLAYER DEVELOPMENT**

- > Is in his sixth season on staff at Carolina
- > Former standout at Florida State, and was the 15th overall pick in the 1993 NBA Draft by the Atlanta Hawks
- > Brother, Allen, is the head coach at Wyoming



**> JAY GIBBONS, VIDEO COORDINATOR**

- > Enters his third season on staff with the Gamecocks
- > Prior to his time at Carolina, was an assistant coach at Savannah State
- > Played collegiately at Clayton State, where he helped his team reach two NCAA D-II Final Four's



**JARETT GERALD**  
Special Asst. to the Head Coach



**DUSHAWN DAVIS**  
Director of Social Media



**JOHN REYNOLDS**  
Administrative Assistant



**BRIAN STEELE**  
Graduate Student Manager



**TEMARCUS BLANTON**  
Student Assistant Coach



**JUSTIN MCKIE**  
Student Assistant Coach



**EMILY MILES**  
Director of Communications and Public Relations



**73**  
**GAME 1 (1-0)**  
 Spartanburg, S.C.  
 Jerry Richardson Indoor Stadium  
 Nov. 10, 2017  
 2017-18 Season Opener

**52**  
**SPARTANBURG, S.C. (AP)** - Maik Kotsar had 13 points and Frank Booker added 12 off three 3-pointers in a 73-52 rout of Wofford - the Gamecocks' 17th straight opening-game victory Friday night.

South Carolina (1-0) spoiled the debut of Wofford's glittering Jerry Richardson Indoor Stadium, a 3,400-seat arena funded by Richardson, owner of the Carolina Panthers and a Wofford alumnus.

Wofford (0-1) kept things tight most of the first half and trailed 25-22 on Derrick Brooks' jumper with 3:15 left in the opening half. That's when the Gamecocks took control with a 20-2 run that spanned both periods. Booker and fellow first-year player Wesley Myers had 3s in the run. When Hassani Gravett closed the surge with one more 3, South Carolina led 45-24.

Freshman Felipe Haase and graduate transfer Myers added 10 points each for the Gamecocks, who returned just two starters from the team that that made it to the program's first Final Four a year ago. Chris Silva, along with Kotsar, the only starters back from the NCAA Tournament run, had nine points and a team-best 10 rebounds.

Fletcher Magee had 17 points, 15 in the opening half, to lead Wofford.



**78**  
**GAME 2 (2-0)**  
 Columbia, S.C.  
 Colonial Life Arena  
 Nov. 13, 2017  
 Final Four banner unveiled pre-game

**COLUMBIA, S.C. (AP)** - South Carolina doubled down on a season opening victory, claiming a 78-60 home win Monday night over Western Michigan in its second encounter.

The Gamecocks managed to get a bit of breathing room late in the first half, opening a nine-point lead at the break. They remained on top throughout the second half, gradually increasing the lead.


The inside duo of Chris Silva and Maik Kotsar dominated action inside, allowing USC to connect on 26 of 57 field goals, while holding Western Michigan to 21 of 58.

Despite its statistical dominance, South Carolina watched a 17-point lead cut to nine with 7:50 remaining. The Gamecocks had an answer for each Western Michigan run, however.

While the inside duo was responsible for obtaining the lead, point guard Hassani Gravett hit three late 3-pointers to allow South Carolina's advantage to grow to as much as 19.

He led the Gamecocks in scoring with 15. Frank Booker followed with 14, while Silva and Kotsar each scored 10 and hauled in a combined 13 rebounds.

Western Michigan's Thomas Wilder led all scorers with 21, earning most of his points driving to the basket. Bryce Moore and Josh Davis followed with 12 and 11 points respectively.



**65**  
**GAME 3 (2-1)**  
 Conway, S.C.  
 HTC Center  
 Nov. 16, 2017  
 Puerto Rico Tip-Off at Myrtle Beach

**CONWAY, S.C. (AP)** - Milik Yarbrough had 18 points, six rebounds and six assists to help Illinois State beat South Carolina 69-65 in Thursday's opening game of the relocated Puerto Rico Tip-Off.

Keyshawn Evans added 17 points for the Redbirds (1-1), who frustrated the cold-shooting Gamecocks with their active zone defense and never trailed. Illinois State shot just 36 percent, but made 28 free throws - with 14 from Yarbrough.

Illinois State led by as many as 12 points before halftime and saw the Gamecocks rally to twice tie it before holding on down the stretch. Evans hit a free throw with 4 seconds left to make it a two-possession game and seal the win.

Hassani Gravett had 10 points, nine rebounds and five assists for the Gamecocks (2-1), who shot just 30 percent.

The tournament was set for the coastal city of Fajardo, Puerto Rico, but damage from Hurricane Maria forced it to Coastal Carolina in Conway.



**GAME 1**

Official Basketball Box Score - Game Totals - Final Statistics  
**South Carolina vs Wofford**  
 11/10/17 7:00 PM at Spartanburg, S.C.

#	Player	Total			3-Ptr			Rebounds			PF	TP	A	T	Bk	Stl	Min
		FG	FGA	FT	FTA	Off	Def	Total									
02	GRAVETT, Hassani	2-7	1-2	0-0	0	2	2	0	5	3	0	0	0	0	0	25	
05	BOOKER, Frank	4-6	3-5	1-2	0	0	0	1	12	0	0	0	0	0	1	25	
10	MINAYA, Justin	2-5	1-2	1-1	2	2	4	1	6	2	2	1	0	0	0	24	
21	KOTSAR, Maik	5-10	0-1	3-4	2	1	3	3	13	4	1	0	1	0	25		
30	SILVA, Chris	2-5	0-1	5-6	3	7	10	3	9	2	5	2	2	0	20		
00	BEATTY, David	2-6	2-4	0-0	0	0	0	2	6	2	1	0	0	0	19		
01	HOLDEN, Kory	1-2	0-1	0-0	1	2	3	2	2	2	0	0	0	0	8		
12	GUEYE, Khadim	0-0	0-0	0-0	2	2	4	2	0	0	2	0	0	0	10		
13	HAASE, Felipe	4-6	2-3	0-1	1	4	5	2	10	0	0	0	0	0	23		
14	FAMOUKE DOUMBIA, I.	0-1	0-0	0-0	2	2	4	0	0	0	0	0	0	0	2		
15	MYERS, Wesley	3-6	2-4	2-2	0	3	3	0	10	2	2	0	1	0	17		
20	CORCHIANI, Tommy	0-0	0-0	0-0	0	0	0	0	0	0	0	0	0	0	1		
33	CUDD, Jason	0-0	0-0	0-0	0	0	0	0	0	0	0	0	0	0	1		
Team		1		4		5		1		1							
Totals		25-54	11-23	12-16	12	28	40	17	73	17	14	3	5	200			

FG % 1st Half: 11-27 40.7% 2nd half: 14-27 51.9% Game: 25-54 46.3%  
 3FG % 1st Half: 7-14 50.0% 2nd half: 4-9 44.4% Game: 11-23 47.8%  
 FT % 1st Half: 4-5 80.0% 2nd half: 8-11 72.7% Game: 12-16 75.0%

**Wofford 52 • 0-1**

#	Player	Total			3-Ptr			Rebounds			PF	TP	A	T	Bk	Stl	Min
		FG	FGA	FT	FTA	Off	Def	Total									
03	Fletcher Magee	7-17	3-9	0-0	0	3	3	1	17	0	2	0	0	0	0	37	
10	Nathan Hoover	2-7	1-4	4-5	0	1	1	0	9	0	0	0	0	0	29		
31	Donovan Theme-Love	0-2	0-1	0-0	0	0	0	0	1	4	4	0	0	0	19		
30	Cameron Jackson	3-7	0-1	3-6	3	6	9	4	9	0	2	0	1	0	27		
53	Matthew Pegram	3-7	2-2	4-4	2	5	7	4	12	2	0	0	0	0	29		
01	Derrick Brooks	1-3	0-1	0-0	0	1	1	4	2	0	4	0	0	0	19		
05	Storm Murphy	1-4	0-0	1-1	0	0	0	0	3	4	0	0	0	0	21		
12	Dishon Lowery	0-0	0-0	0-0	0	0	0	0	0	0	0	0	0	0	1		
21	Trey Hollowell	0-2	0-1	0-0	0	0	0	1	0	0	0	0	0	0	8		
24	Keve Aluma	0-0	0-0	0-0	0	1	1	1	0	1	0	0	0	0	10		
Team		3		6		6		3		3							
Totals		17-49	6-19	12-16	8	20	28	16	52	7	13	0	3	200			

FG % 1st Half: 10-28 35.7% 2nd half: 7-21 33.3% Game: 17-49 34.7%  
 3FG % 1st Half: 3-9 33.3% 2nd half: 3-10 30.0% Game: 6-19 31.6%  
 FT % 1st Half: 1-3 33.3% 2nd half: 11-13 84.6% Game: 12-16 75.0%

Officials: Karl Hess, Steven Anderson, Rusty Phillips  
 Technical fouls: South Carolina-None. Wofford-None.  
 Attendance: 3400

Score by periods	1st	2nd	Total
South Carolina	31	40	73
Wofford	24	28	52

**GAME 2**

Official Basketball Box Score - Game Totals - Final Statistics  
**Western Michigan vs South Carolina**  
 11/13/17 8 p.m. ET at Columbia, S.C. (Colonial Life Arena)

**Western Michigan 60 • 1-1**

#	Player	Total			3-Ptr			Rebounds			PF	TP	A	T	Bk	Stl	Min
		FG	FGA	FT	FTA	Off	Def	Total									
23	JONES, Reoole	1-11	1-6	0-0	0	1	1	2	7	4	1	2	1	22			
35	JOHNSON, Brandon	1-4	0-0	0-0	1	1	2	5	2	0	0	0	0	12			
50	DUGAN, Seth	3-5	0-0	0-0	1	4	5	1	6	1	3	0	0	27			
00	MOORE, Bryce	2-6	2-4	4-8	0	1	1	2	10	2	3	0	3	30			
10	WILDER, Thomas	8-16	1-3	6-10	0	3	3	1	23	4	0	0	6	33			
01	FLOWERS, Michael	0-2	0-1	0-0	0	0	0	0	0	0	0	0	0	5			
02	MCDERMED, Kyle	0-0	0-0	0-0	0	0	0	0	0	0	0	0	0	2			
03	DAVIS, Josh	4-6	1-2	2-2	4	4	8	5	11	0	1	3	0	20			
04	PRINTY, Jared	0-0	0-0	0-0	0	0	0	0	0	0	0	0	0	6			
12	RANDALL, Jarrin	0-3	0-3	1-3	0	0	0	0	1	0	0	0	0	4			
24	IKONGSHU, Adida	0-2	0-0	0-0	1	2	3	5	0	1	1	0	0	14			
30	WHITENS, Jason	0-1	0-1	0-0	0	0	0	0	0	0	0	0	0	2			
32	CLIFFORD, TJ	0-0	0-0	0-0	0	0	0	0	0	0	0	0	0	2			
42	LAMONT, Drake	0-2	0-0	0-2	0	6	6	2	0	0	1	0	0	21			
Team		1		2		3		2		2							
Totals		21-58	5-21	13-25	8	24	32	24	60	12	11	6	10	200			

FG % 1st Half: 10-27 37.0% 2nd half: 11-31 35.5% Game: 21-58 36.2%  
 3FG % 1st Half: 3-12 25.0% 2nd half: 2-9 22.2% Game: 5-21 23.8%  
 FT % 1st Half: 6-11 54.5% 2nd half: 7-14 50.0% Game: 13-25 52.0%

**South Carolina 78 • 2-0**

#	Player	Total			3-Ptr			Rebounds			PF	TP	A	T	Bk	Stl	Min
		FG	FGA	FT	FTA	Off	Def	Total									
10	MINAYA, Justin	2-8	0-4	1-3	2	3	5	3	5	2	0	0	0	0	22		
21	KOTSAR, Maik	4-10	0-2	2-6	3	3	6	2	10	1	2	1	0	29			
30	SILVA, Chris	3-5	1-1	3-4	2	8	10	3	10	1	1	1	1	21			
02	GRAVETT, Hassani	4-5	3-3	4-4	0	4	4	2	15	2	2	0	0	19			
05	BOOKER, Frank	5-8	3-6	1-3	0	2	2	1	14	0	1	1	0	30			
00	BEATTY, David	2-7	1-2	2-2	0	0	0	1	7	2	1	0	1	21			
01	HOLDEN, Kory	3-6	0-1	0-0	0	3	3	0	6	1	2	0	0	12			
00	GUEYE, Khadim	0-0	0-0	0-0	0	0	0	0	0	0	0	0	0	4			
12	HAASE, Felipe	1-3	1-3	4-6	2	7	9	2	7	3	2	0	0	25			
14	FAMOUKE DOUMBIA, I.	0-0	0-0	0-0	0	0	0	0	0	0	0	0	0	2			
15	MYERS, Wesley	2-5	0-1	0-0	0	2	2	2	4	0	1	0	0	12			
25	SCHMITT, Christian	0-0	0-0	0-0	0	0	0	0	0	0	0	0	0	1			
33	CUDD, Jason	0-0	0-0	0-0	0	0	0	1	0	1	0	0	0	2			
Team		4		1		5		1		1							
Totals		26-57	9-23	17-28	13	33	46	18	78	12	14	3	4	200			

FG % 1st Half: 13-30 43.3% 2nd half: 13-27 48.1% Game: 26-57 45.6%  
 3FG % 1st Half: 4-10 40.0% 2nd half: 5-13 38.5% Game: 9-23 39.1%  
 FT % 1st Half: 8-12 66.7% 2nd half: 9-16 56.3% Game: 17-28 60.7%

Officials: Chuck Jones, Terry Moore, Rob Rorke  
 Technical fouls: Western Michigan-None. South Carolina-None.  
 Attendance: 12,136  
 Unbracketed game of the Puerto Rico Tip-Off at Myrtle Beach

Score by periods	1st	2nd	Total
Western Michigan	29	31	60
South Carolina	38	40	78

Last FG - WMU 2nd-04:31, SC 2nd-02:39.  
 Largest lead - WMU by 3 1st-17:20, SC by 18 2nd-04:52.  
 WMU led for 01:03. SC led for 36:53. Game was tied for 02:04.

**GAME 3**

Official Basketball Box Score - Game Totals - Final Statistics  
**Illinois State vs South Carolina**  
 11/16/17 11:30 AM ET at HTC Center (Conway, SC)

**Illinois State 69 • 1-1**

#	Player	Total			3-Ptr			Rebounds			PF	TP	A	T	Bk	Stl	Min
		FG	FGA	FT	FTA	Off	Def	Total									
32	Brunings, Taylor	1-3	1-3	2-2	0	0	0	5	0	0	0	0	0	1			



**80**  
**56**

**GAME 4 (3-1)**  
 Conway, S.C.  
 HTC Center  
 Nov. 17, 2017  
*Puerto Rico Tip-Off at Myrtle Beach*

CONWAY, S.C. (AP) - Chris Silva scored 15 points and South Carolina had a dominating first-half performance to beat UTEP 80-56 in Friday's consolation bracket of the relocated Puerto Rico Tip-Off.



The Gamecocks (3-1) struggled in Thursday's loss to Illinois State, but they were much sharper against the Miners (1-2). They built a double-digit lead in the first 6 minutes and shot 55 percent in the first half, leading 50-24 by the break and by 32 after halftime.

Matt Willms scored 18 points for UTEP, which hit shots early but undercut any momentum with a constant stream of turnovers. UTEP committed 16 turnovers in the first half, leading to 21 points for the Gamecocks, and finished with 23.

The Miners lost leading scorer and rebounder Keith Frazier to a first-half injury. He appeared to land on a close-out defender on a 3-pointer and came up grabbing his right ankle with 2:25 left.

**79**  
**66**

**GAME 5 (4-1)**  
 Conway, S.C.  
 HTC Center  
 Nov. 19, 2017  
*Martin's 100th win at Carolina*

CONWAY, S.C. (AP) - South Carolina started the relocated Puerto Rico Tip-Off with a clunker. Coach Frank Martin could at least feel better about the way the Gamecocks finished it in the fifth-place game.



Wesley Myers and Chris Silva each scored 14 points, while South Carolina took control after halftime to beat Western Michigan 79-66 on Sunday.

The Gamecocks (4-1) started slow and trailed 13-2 before leading 35-34 at the break. They took over by running off 14 unanswered points during a 17-1 run while holding Western Michigan (2-3) without a basket for nearly 8 1/2 minutes.

That turned a one-point edge into a 57-40 margin on Kory Holden's 3-pointer with 10:02 left, a margin that stayed in double figures the rest of the game for Martin's 100th career win at South Carolina.

"There was a trophy for the team that won at the end, and anytime there's a trophy in place, you want to play for it," Martin said. "We're disappointed we didn't get that opportunity. But once that first game went away and that was no longer an option, then the goal is about your team to continuing to get better because you want your team playing its best in March."

The defensive performance included harassing the Broncos into 22 turnovers that led to 28 points for the Gamecocks, with a tournament-record 10 turnovers coming from Western Michigan leading scorer Thomas Wilder.

It helped that it was the second time the Gamecocks had seen Western Michigan this week. They won 78-60 at home Monday, then won in Conway after the tournament was relocated due to hurricane damage in Puerto Rico.

"I was real happy with the defensive adjustments that our guys executed today," Martin said. "We didn't get back-cut, we sat on some stuff they ran against us when they got layups, so the guys defensively were sharp on that."

Wilder scored 15 points to lead Western Michigan, while Bryce Moore tied a career-high with four 3-pointers and scored 14 points.

"Good physical effort - lost the ball game in an 8-minute stretch," Broncos coach Steve Hawkins said. "That's kind of what it came down to there."

**78**  
**61**

**GAME 6 (5-1)**  
 Miami, Fla.  
 Ocean Bank Convocation Center  
 Nov. 27, 2017  
*Martin's first time coaching at his alma mater*

MIAMI. (AP) - Chris Silva scored a career-high 26 points and grabbed 10 rebounds to lead South Carolina to a 78-61 win over FIU on Monday night.

Maik Kotsar scored 16 points, Justin Minaya added 13, and Frank Booker chipped in 12 for South Carolina (5-1) as head coach Frank Martin faced his alma mater for the first time on the road as a head coach. Martin is 3-0 against FIU.

FIU (2-4) was led by Eric Lockett's 21 points.

After hitting a 3 to give the Gamecocks a 38-36 lead going into the break after a wild first half, Booker picked up where he left off, hitting three 3s in the opening minutes of the second half to give South Carolina a 57-38 lead.

Booker's 3 were part of a pivotal 15-0 run that helped lift the Gamecocks to the win.

FIU cut the deficit to 10 points at 68-58 with six minutes left in the game, but were unable to get within single digits.

Both teams played an entertaining first half with each taking a turn at a big run.

South Carolina opened with a 9-0 run capped by an emphatic breakaway dunk by Silva. The Gamecocks' fast start continued, making 9 of their first 11 shots to build a 20-4 lead.

Then, the Golden Panthers went on its run erasing the 16-point deficit with a 27-3 run over the next 8:41.

Trejon Jacob sparked FIU by scoring seven straight points with a layup, a long 3, and a two-handed dunk to cut the deficit to 20-11.

FIU continued its surge and took a 23-22 lead following a 4-point play by Brian Beard Jr. with 8:04 left in the first half. Moments later, Beard Jr. drilled another 3 for a 29-23 advantage.

South Carolina trailed 31-23 before Silva ended the run with a basket.

The Gamecocks committed 12 turnovers and made 1 of 9 shots from the field during the run.

**GAME 4**

Official Basketball Box Score - Game Totals - Final Statistics  
 South Carolina vs UTEP  
 11/17/17 10:30 AM ET at HTC Center (Conway, SC)

**South Carolina 80 • 3-1**

#	Player	Total		3-Ptr		Rebounds		PF	TP	A	T	Bk	Stl	Min			
		FG	FGA	FG	FGA	FT	FTA								Off	Def	Total
10	MINAYA, Justin	4	7	3	5	3	4	2	1	3	1	14	3	3	0	28	
21	KOTSAR, Maik	6	10	1	2	1	2	1	1	2	3	14	0	0	0	20	
30	SILVA, Chris	3	8	1	2	8	9	3	4	7	4	15	1	4	2	21	
02	GRAVETT, Hassani	3	6	0	1	0	0	1	3	4	2	6	9	4	0	13	
05	BOOKER, Frank	2	6	1	4	2	2	0	2	2	1	7	1	4	0	25	
09	BEATTY, David	1	5	0	3	0	0	0	2	2	0	2	2	0	0	15	
01	HOLDEN, Kory	4	5	1	2	0	0	0	0	0	1	11	2	1	0	16	
12	GUEYE, Khadim	0	0	0	0	0	0	0	0	0	0	0	0	0	0	2	
13	HAASE, Felipe	3	7	1	3	0	0	2	5	7	2	7	0	0	0	24	
14	FAMOUKE DOUMBIA, I.	0	0	0	0	0	0	0	0	0	0	0	0	0	0	3	
15	MYERS, Wesley	1	2	0	1	0	0	3	3	1	2	1	1	0	0	14	
25	SCHMITT, Christian	0	1	0	1	0	0	0	0	0	0	0	0	0	0	3	
33	CUDD, Jason	0	1	0	0	2	2	1	2	3	2	0	0	0	0	6	
Team		2		3		3		0		0		0		0		6	
Totals		27-58		8-24		18-23		13		23		36		20		80	

FG % 1st Half: 17-31 54.8% 2nd Half: 10-27 37.0% Game: 27-58 46.6%  
 3FG % 1st Half: 5-13 38.5% 2nd Half: 3-11 27.3% Game: 8-24 33.3%  
 FT % 1st Half: 11-13 84.6% 2nd Half: 7-10 70.0% Game: 18-23 78.3%

**UTEP 56 • 1-2**

#	Player	Total		3-Ptr		Rebounds		PF	TP	A	T	Bk	Stl	Min			
		FG	FGA	FG	FGA	FT	FTA								Off	Def	Total
01	THOMAS, Paul	0	3	0	1	2	2	0	0	0	4	2	2	1	0	14	
04	WILLMS, Matt	6	10	0	0	6	9	2	4	6	3	18	1	3	1	32	
02	HARRIS, Omega	4	7	1	2	1	2	0	4	4	3	10	3	4	0	25	
03	GILYARD, Evan	2	4	1	2	2	0	0	0	1	7	2	5	0	3	22	
25	FRAZIER, Keith	3	5	1	3	0	0	1	1	1	7	2	1	0	0	14	
04	SMITH, Tirus	0	4	0	1	2	1	4	5	1	0	2	0	0	1	13	
05	WADE, Trey	3	6	1	3	0	1	1	2	3	7	1	0	4	0	23	
11	FLAGGERT, Jake	0	0	0	0	0	0	0	0	0	2	0	0	0	0	12	
13	OSBORNE, Isaiah	1	4	1	2	1	2	2	1	4	0	1	1	1	0	24	
15	MAGEE, Kobe	0	1	0	0	0	0	2	0	0	0	1	0	0	0	15	
21	TOUCHET, Trey	0	1	0	0	0	0	0	0	0	1	3	0	0	0	6	
Team		2		3		5		2		0		0		0		20	
Totals		19-45		5-13		13-20		6		21		27		24		56	

FG % 1st Half: 9-21 42.9% 2nd Half: 10-24 41.7% Game: 19-45 42.2%  
 3FG % 1st Half: 3-8 37.5% 2nd Half: 2-5 40.0% Game: 5-13 38.5%  
 FT % 1st Half: 3-5 60.0% 2nd Half: 10-15 66.7% Game: 13-20 65.0%

Officials: Kelly Self, Lee Cassell, Jose Carrion  
 Technical fouls: South Carolina-None. UTEP-None.  
 Attendance: 987  
 Game 5 of the Puerto Rico Tip-Off at Myrtle Beach

Score by periods	1st	2nd	Total
South Carolina	50	30	80
UTEP	24	32	56

Last FG - SC 2nd-01:49, UTEP 2nd-00:45.  
 Largest lead - SC by 32 2nd-12:54, UTEP None.  
 SC led for 39:35, UTEP led for 00:00. Game was tied for 00:25.

**GAME 5**

Official Basketball Box Score - Game Totals - Final Statistics  
 South Carolina vs Western Michigan  
 11/19/17 2:00 PM ET at HTC Center (Conway, SC)

**South Carolina 79 • 4-1**

#	Player	Total		3-Ptr		Rebounds		PF	TP	A	T	Bk	Stl	Min			
		FG	FGA	FG	FGA	FT	FTA								Off	Def	Total
10	MINAYA, Justin	4	9	1	4	0	0	1	2	3	1	9	0	2	2	33	
21	KOTSAR, Maik	3	7	0	0	0	3	1	3	4	3	6	0	1	1	29	
30	SILVA, Chris	4	5	0	0	6	8	3	2	5	3	14	2	0	0	25	
02	GRAVETT, Hassani	2	8	1	4	4	8	0	5	5	1	9	6	2	0	27	
05	BOOKER, Frank	4	10	3	9	0	0	0	0	0	1	11	0	2	0	19	
00	BEATTY, David	0	1	0	1	0	0	1	0	1	2	0	1	0	0	5	
01	HOLDEN, Kory	1	3	1	1	3	4	1	0	1	3	6	1	0	0	9	
13	HAASE, Felipe	3	5	2	2	1	4	5	3	10	1	2	0	1	0	26	
15	MYERS, Wesley	5	9	0	1	4	5	2	14	2	2	2	0	1	0	27	
Team		4		4		4		0		0		0		0		3	
Totals		26-57		8-24		19-30		12		21		33		19		79	

FG % 1st Half: 14-28 50.0% 2nd Half: 12-29 41.4% Game: 26-57 45.6%  
 3FG % 1st Half: 4-10 40.0% 2nd Half: 4-14 28.6% Game: 8-24 33.3%  
 FT % 1st Half: 3-10 30.0% 2nd Half: 16-20 80.0% Game: 19-30 63.3%

**Western Michigan 66 • 2-3**

#	Player	Total		3-Ptr		Rebounds		PF	TP	A	T	Bk	Stl	Min			
		FG	FGA	FG	FGA	FT	FTA								Off	Def	Total
03	DAVIS, Josh	2	7	1	3	3	4	1	5	6	4	8	2	1	0	28	
35	JOHNSON, Brandon	2	5	0	1	4	5	4	4	0	2	0	0	0	0	28	
00	MOORE, Bryce	4	10	4	9	2	2	0	1	1	2	14	1	1	0	34	
10	WILDER, Thomas	5	7	0	1	5	7	1	2	3	4	15	3	1	0	34	
01	FLOWERS, Michael	3	6	2	3	2	2	0	0	0	2	10	2	0	0	16	
21	JONES, Reggie	2	4	0	0	0	2	0	2	0	5	1	3	0	0	17	
24	IKONGSHUKE, Aidia	0	0	0	0	0	0	3	3	1	0	0	0	0	0	3	
42	LAMONT, Drake	2	3	0	0	3	4	2	4	7	0	2	0	0	0	22	
Team		1		3		4		0		0		0		0		22	
Totals		21-44		8-21		16-21		6		24		30		24		66	

FG % 1st Half: 12-24 50.0% 2nd Half: 9-20 45.0% Game: 21-44 47.7%  
 3FG % 1st Half: 3-9 33.3% 2nd Half: 5-12 41.7% Game: 8-21 38.1%  
 FT % 1st Half: 7-8 87.5% 2nd Half: 9-13 69.2% Game: 16-21 76.2%

Officials: Kipp Kissinger, Jeff Malham, Rick O'Neill  
 Technical fouls: South Carolina-None. Western Michigan-DAVIS, Josh.  
 Attendance:  
 Game 10 of the Puerto Rico Tip-Off at Myrtle Beach  
 5th Place Game

Score by periods	1st	2nd	Total
South Carolina	35	44	79
Western Michigan	34	32	66

Last FG - SC 2nd-03:38, WMU 2nd-00:35.  
 Largest lead - SC by 18 2nd-03:38, WMU by 11 1st-15:20.  
 SC led for 25:14, WMU led for 11:18. Game was tied for 03:27.

**GAME 6**

Official Basketball Box Score - Game Totals - Final Statistics  
 South Carolina vs FIU  
 11/27/17 7:00 p.m. at Ocean Bank Convocation Ctr (Miami, Fla.)

**South Carolina 78 • 5-1**

#	Player	Total		3-Ptr		Rebounds		PF	TP	A	T	Bk	Stl	Min
		FG	FGA	FG	FGA	FT	FTA							
02	GRAVETT, Hassani													

**60**

**76**

**GAME 7 (5-2)**  
New York City  
Madison Square Garden  
Nov. 30, 2017  
2017 Under Armour Reunion

**NEW YORK (AP)** - Quinton Rose scored a season-high 24 points to lead Temple to a 76-60 rout over South Carolina on Thursday night in the second game of the Under Armour Reunion at Madison Square Garden.

Damion Moore finished with 20 points and 10 rebounds, and Obi Enechionya added 15 points for Temple, which improved to 4-1 with its fourth win in its last five games.

South Carolina dropped to 5-2. The game was South Carolina's first at Madison Square Garden since Sweet 16 and Elite Eight wins over Baylor and Florida, respectively, last March.

David Beatty led the Gamecocks with 13 points. Maik Kotsar scored 12 and Justin Minaya tallied 11.

Leading 38-27 at the start of the second half, Temple outscored the Gamecocks 16-12 in the first 8:20 to extend its lead 54-39. The Owls started the second half with two Enechionya dunks and a jumper, a Moore jam and jumper, and eight points from Rose.

The lead grew to 60-41 after Moore's putback and layup on consecutive possessions. Following the layup with 9:39 left, Gamecocks coach Frank Martin called time out. It did not matter as Temple pushed its lead to 23, 66-43, after Rose's lay-in at 6:27.



**76**

**70**

**GAME 8 (6-2)**  
Columbia, S.C.  
Colonial Life Arena  
Dec. 2, 2017  
Haase notches first double-double

**COLUMBIA, S.C. (AP)** - Freshman Justin Minaya scored 17 points, Chris Silva had 12 of his 14 points in the second half and South Carolina defeated UMass 76-70 on Saturday.

Silva, coming off a two-point performance in a Thursday loss to Temple at Madison Square Garden, was in foul trouble for most of the game. He and Maik Kotsar entered the game with 5:40 remaining with four fouls apiece and Silva delivered back-to-back dunks in 34 seconds to put USC up by six.

The Minutemen cut the advantage to two with 19.4 seconds remaining on a 3-pointer by Carl Pierre, but Hassani Gravett made four straight free throws to seal it.

Gravett finished with 14 points for South Carolina (6-2), while freshman Felipe Haase chipped in 11.

"The job me and my staff are doing right now is pathetic," South Carolina coach Frank Martin said. "We regressed this week. We're a worse basketball team than we were eight days ago. That's my job to make sure that doesn't happen."

Luwane Pipkins led UMass (3-5) with 25 and Pierre added 12. The Minutemen have lost four straight.

"I thought our guys were prepared. I thought our guys were excited. I thought they were ready to play . . . but, in order to win a game like this, it starts with your approach every single day," UMass coach Matt McCall said.

**80**

**64**

**GAME 9 (7-2)**  
Columbia, S.C.  
Colonial Life Arena  
Dec. 6, 2017  
Silva's eighth career double-double

**COLUMBIA, S.C. (AP)** - Chris Silva scored 19 points and grabbed 10 rebounds, Felipe Haase added 17 with nine boards, and South Carolina used a big second-half run to beat Wyoming 80-64 on Wednesday night.

Frank Booker scored 16 points with three 3-pointers, six rebounds and three steals. Freshman Justin Minaya added 11 points for the Gamecocks (7-2), who outrebounded the Cowboys 43-34 and scored 24 points off of 18 Wyoming turnovers.

Haase's 3 put South Carolina up for good, 25-22, and the Gamecocks finished the first half on a 13-3 run to lead 35-25 at halftime.

Wyoming closed to 37-33 on Justin James' free throw early in the second half, but the Gamecocks countered with a 21-6 run to regain control and led by double digits the rest of the way. Minaya hit consecutive threes in the run and Booker scored seven points.

James scored 20 points with 12 rebounds and Hayden Dalton added 12 points and six rebounds for Wyoming (6-3). Louis Adams scored 12 and Alexander Aka Gorski had 10.

**GAME 7**

Official Basketball Box Score - Game Totals - Final Statistics  
**SOUTH CAROLINA vs TEMPLE**  
11/30/17 9pm at Madison Square Garden, New York, NY

SOUTH CAROLINA 60		Total	3-Ptr	Rebounds		PF	TP	A	T	Bk	Stl	Min	
#	Player	FG-FGA	FG-FGA	FT-FTA	Off Def Tot	PF	TP	A	T	Bk	Stl	Min	
10	MINAYA, Justin	3-7	1-3	4-4	1 6 7	0	11	0	2	0	2	28	
21	KOTSAR, Maik	5-7	2-2	0-0	3 0 3	4	12	2	2	0	1	32	
30	SILVA, Chris	2-10	0-1	1-2	4 5 9	3	5	1	6	2	0	28	
02	GRAVETT, Hassani	3-6	1-3	0-0	0 3 3	1	7	1	3	1	0	28	
05	BOOKER, Frank	1-7	0-3	2-2	0 2 2	1	4	1	0	0	1	20	
00	BEATTY, David	6-11	1-5	0-0	0 0 0	3	13	2	1	1	1	23	
01	HOLDEN, Kory	0-2	0-0	0-0	0 0 0	1	0	0	0	0	0	4	
13	HAASE, Felipe	0-2	0-2	1-2	0 0 1	1	0	1	0	2	0	18	
15	MYERS, Wesley	2-6	1-2	0-0	2 0 2	1	5	2	1	0	0	26	
33	CUDD, Jason	0-0	0-0	2-2	0 1 1	0	2	0	0	0	0	1	
Team				3 2 5									
Totals		22-58	6-21	10-12	13 20 33	14	60	9	17	4	7	200	

FG % 1st Half: 11-26 42.3% 2nd half: 11-32 34.4% Game: 22-58 37.9%  
3FG % 1st Half: 4-10 40.0% 2nd half: 2-11 18.2% Game: 6-21 28.6%  
FT % 1st Half: 1-2 50.0% 2nd half: 9-10 90.0% Game: 10-12 83.3%

TEMPLE 76		Total	3-Ptr	Rebounds		PF	TP	A	T	Bk	Stl	Min
#	Player	FG-FGA	FG-FGA	FT-FTA	Off Def Tot	PF	TP	A	T	Bk	Stl	Min
00	ENECHIONYA, OBI	6-8	0-1	3-3	0 5 5	2	15	3	3	6	3	35
01	BROWN, JOSH	3-9	1-3	0-0	0 2 2	0	7	1	0	0	2	26
24	AFRAKPUJ, ERNEST	0-0	0-0	0-0	1 0 1	0	4	0	1	1	0	8
00	ALSTON, JR, SHIZZ	2-11	1-5	0-0	0 4 4	1	5	2	3	0	3	36
13	ROSE, QUINTON	10-13	2-3	2-4	0 2 2	0	24	1	1	0	1	33
02	MOORE II, ALANI	0-4	0-0	0-0	1 1 1	0	2	2	2	0	2	10
04	MOORMAN II, JP	0-1	0-1	0-0	0 0 0	0	0	0	0	0	0	2
15	PIERRE-LOUIS, NATE	0-1	0-0	3-4	2 1 3	0	3	1	0	0	0	7
21	HAMILTON, JUSTYN	0-0	0-0	0-0	0 0 0	0	0	0	0	0	0	2
22	PERRY, DEVONDRE	0-2	0-1	2-2	1 1 2	2	2	0	0	1	1	14
23	MOORE, DAMION	8-11	0-0	4-8	5 5 10	2	20	1	1	0	1	26
25	LEONARD, STEVE	0-0	0-0	0-0	0 0 0	0	0	0	0	0	0	0+
32	NUJEZ DE CARVALHO, Team	0-0	0-0	0-0	0 0 0	0	0	0	0	0	0	1
Totals		29-60	4-17	14-21	15 22 37	13	76	11	14	8	12	200

FG % 1st Half: 14-30 46.7% 2nd half: 15-30 50.0% Game: 29-60 48.3%  
3FG % 1st Half: 3-10 30.0% 2nd half: 1-7 14.3% Game: 4-17 23.5%  
FT % 1st Half: 7-11 63.6% 2nd half: 7-10 70.0% Game: 14-21 66.7%

Officials: Tom Eades, Rick Crawford, Antonio Petty  
Technical fouls: SOUTH CAROLINA-None. TEMPLE-None.  
Attendance: 6081

Score by periods	1st	2nd	Total
SOUTH CAROLINA	27	33	60
TEMPLE	38	38	76

In Off 2nd Fast  
Points Paint T/O Chance Break Bench  
SC 16 20 9 2 21  
TU 38 18 10 9 25

Last FG - SC 2nd-00:29, TU 2nd-01:54.  
Largest lead - SC by 2 1st-15:10, TU by 23 2nd-06:28.  
SC led for 01:07, TU led for 36:04. Game was tied for 02:49.

Score tied - 2 times.  
Lead changed - 6 times.

**GAME 8**

Official Basketball Box Score - Game Totals - Final Statistics  
**UMass vs South Carolina**  
12/2/17 2 p.m. ET at Columbia, S.C. (Colonial Life Arena)

UMASS 70 • 3-5		Total	3-Ptr	Rebounds		PF	TP	A	T	Bk	Stl	Min	
#	Player	FG-FGA	FG-FGA	FT-FTA	Off Def Tot	PF	TP	A	T	Bk	Stl	Min	
00	HINES, Malik	2-5	0-0	0-0	0 4 4	4	4	0	3	0	0	13	
45	HOLLOWAY, Rashaan	4-6	0-0	0-0	3 3 6	5	8	0	1	0	0	19	
02	PIPKINS, Luwane	10-20	4-11	1-1	0 3 3	4	25	4	5	0	0	34	
23	ANDERSON, C.J.	2-4	1-1	0-0	0 4 4	2	5	8	3	0	1	37	
42	MILLER, Rayshawn	3-7	2-5	0-0	0 1 1	5	8	1	1	0	0	33	
04	MCLAN, Unique	1-3	1-1	2-2	0 0 0	1	5	0	0	0	0	15	
05	BALDWIN, Chris	0-0	0-0	0-0	0 1 0	0	0	0	0	0	0	3	
12	PIERRE, Carl	4-11	4-8	0-0	1 4 5	4	12	0	4	2	0	30	
14	TURNER-MORRIS, Khale	1-2	0-0	1-2	1 1 2	3	3	0	0	0	0	16	
Team				0 0 0									
Totals		27-59	12-26	4-5	5 21 26	28	70	13	17	0	3	200	

FG % 1st Half: 13-31 41.9% 2nd half: 14-28 50.0% Game: 27-59 45.8%  
3FG % 1st Half: 7-12 58.3% 2nd half: 5-14 35.7% Game: 12-26 46.2%  
FT % 1st Half: 2-2 100.0 2nd half: 2-3 66.7% Game: 4-5 80.0%

South Carolina 76 • 6-2		Total	3-Ptr	Rebounds		PF	TP	A	T	Bk	Stl	Min	
#	Player	FG-FGA	FG-FGA	FT-FTA	Off Def Tot	PF	TP	A	T	Bk	Stl	Min	
10	MINAYA, Justin	6-11	1-4	4-6	1 3 4	1	17	1	2	0	0	33	
21	KOTSAR, Maik	4-8	0-1	0-3	3 5 8	4	8	1	1	0	3	24	
30	SILVA, Chris	6-7	0-0	2-3	0 4 4	4	14	1	3	0	2	18	
02	GRAVETT, Hassani	4-8	0-1	6-9	1 2 0	14	4	0	0	0	3	31	
05	BOOKER, Frank	3-8	2-5	1-2	0 4 4	1	9	1	2	0	1	29	
00	BEATTY, David	0-1	0-0	0-0	0 0 0	1	0	0	0	0	0	6	
01	HOLDEN, Kory	0-1	0-1	0-0	0 0 0	0	3	4	0	0	0	8	
13	HAASE, Felipe	4-9	0-2	3-4	1 9 10	1	11	0	2	1	2	29	
15	MYERS, Wesley	1-2	0-1	1-2	1 3 0	3	2	0	0	0	0	13	
33	CUDD, Jason	0-0	0-0	0-0	0 0 0	0	1	1	0	0	0	9	
Team				0 1 1									
Totals		28-55	3-15	17-29	8 28 36	12	76	14	15	1	11	200	

FG % 1st Half: 15-27 55.6% 2nd half: 13-28 46.4% Game: 28-55 50.9%  
3FG % 1st Half: 1-8 12.5% 2nd half: 2-7 28.6% Game: 3-15 20.0%  
FT % 1st Half: 3-9 33.3% 2nd half: 14-20 70.0% Game: 17-29 58.6%

Officials: Doug Simons, Olanis Poole, Garrick Shannon  
Technical fouls: UMass-None. South Carolina-None.  
Attendance: 10832  
Game Time: 1:58

Score by periods	1st	2nd	Total
UMass	35	35	70
South Carolina	34	42	76

In Off 2nd Fast  
Points Paint T/O Chance Break Bench  
UMASS 14 15 6 12 20  
SC 36 21 9 12 14

Last FG - UMass 2nd-00:20, SC 2nd-01:22.  
Largest lead - UMass by 5 2nd-13:24, SC by 12 1st-10:10.  
UMASS led for 07:42, SC led for 29:47. Game was tied for 02:31.

Score tied - 5 times.  
Lead changed - 2 times.


**GAME 9**

Official Basketball Box Score - Game Totals - Final Statistics  
**Wyoming vs South Carolina**  
12/6/17 7 p.m. ET at Columbia, S.C. (Colonial Life Arena)

Wyoming 64 • 6-3		Total	3-Ptr	Rebounds		PF	TP	A	T	Bk	Stl	Min	
#	Player	FG-FGA	FG-FGA	FT-FTA	Off Def Tot	PF	TP	A	T	Bk	Stl	Min	
05	HERNDON, Alan	3-7	1-5	0-0	0 3 3	2	7	2	2	2	1	31	
20	DALTON, Hayden	5-12	0-2	2-2	2 4 6	4	12	5	5	0	3	34	
00	REDDING, Nyaires	0-1	0-1	0-0	0 0 0	3	0	1	0	0	0	10	
01	JAMES, Justin	4-12	1-3	11-14	1 11 12	3	20	3	3	1	3	35	
03	AKA GORSKI, Alexander	3-8	3-8	1-2	0 3 3	2	10	2	2	0	0	34	
02	MOEMEKA, Andrew	0-0	0-0	0-0	1 1 0	0	0	0	0	0	0	2	
10	KELLEY, Cody	0-3	0-2	1-2	0 2 2	1	1	2	0	0	0	14	
12	MALDONADO, Hunter	0-1	0-1	0-0	0 0 0	1	0	0	0	0	0	2	
24	ADAMS, Louis	3-10	1-3	5-6	2 1 3	3	12	1	3	0	0	26	
33	NAUGHTON, Jordan	1-2	0-0	1-1	2 2 0	0	0	0	0	0	0	12	
Team				1 1 2									
Totals		19-56	6-25	20-26	7 27 34	22	64	14	18	3	7	200	

FG % 1st Half: 10-20 33.3% 2nd half: 9-26 34.6% Game: 19-56 33.9%  
3FG % 1st Half: 1-3 33.3% 2nd half: 5-12 41.7% Game: 6-25 24.0%  
FT % 1st Half: 4-6 66.7% 2nd half: 16-20 80.0% Game: 20-26 76.9%

South Carolina 80 • 7-2		Total	3-Ptr	Rebounds		PF	TP	A	T	Bk	Stl	Min
#	Player	FG-FGA	FG-FGA	FT-FTA	Off Def Tot	PF	TP	A	T	Bk	Stl	Min
10	MINAYA, Justin	4-8	2-3	1-2	1 2 3	4	11	0	2	1	2	23
21</												



**80**  
**78**

**GAME 10 (8-2)**  
Columbia, S.C.  
Colonial Life Arena  
Dec. 9, 2017  
*Gravett jumper with 6.5 seconds to play*

**COLUMBIA, S.C. (AP)** - Hassani Gravett scored a lay-up, followed by a free throw with 6.5 seconds remaining to give South Carolina an 80-78 victory over Coastal Carolina in Colonial Life Arena on Saturday.

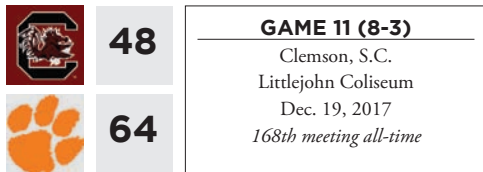
The play allowed the Gamecocks to earn a victory in a game they trailed by as many as five in the second half. They survived Coastal Carolina getting two shots off as time ran out. The win, which improved USC's record to 8-2, was its third straight since returning home.

The loss dropped the Chanticleers to 5-5.

Frank Martin has built his coaching reputation on defense. He has been frustrated that this year's team has not displayed toughness on that side of the court. The Chanticleers exploited South Carolina's defense throughout the first half, connecting on seven of 14 3-point attempts. When Coastal wasn't scoring from long range, its guards managed to beat defenders off the dribble.

The Chanticleers continued to take advantage of USC's defense in the second half, earning its largest lead (69-64) with 7:56 remaining on an Arthur Labinowicz jumper. The Gamecocks pulled within one on several occasions, but appeared unable to regain the lead. USC tied things at 76 with 2:03 remaining on a driving layup by Maik Kotsar.

South Carolina, which trailed in the later stages of the opening 20 minutes, managed to rally and go into the locker room tied at 47. The Gamecocks out-scored Coastal Carolina by 12 on the free throw line.



**48**  
**64**

**GAME 11 (8-3)**  
Clemson, S.C.  
Littlejohn Coliseum  
Dec. 19, 2017  
*168th meeting all-time*

**CLEMSON, S.C.** - Marquise Reed poured in a career-high 25 points, 18 of them coming in the second half, to help lead Clemson (10-1) to a 64-48 victory over in-state rival South Carolina (8-3) Tuesday night at Littlejohn Coliseum.

The game was back-and-forth for much of the first half, but the Tigers pushed in front thanks to four Reed 3s midway in the second half. The Gamecocks were unable to find their rhythm offensively, shooting just 35 percent (19-of-54) from the field.

Chris Silva led Carolina with 12 points and nine rebounds. Wesley Myers, who played a season-high 31 minutes, scored 10 points off the bench.

Gabe DeVoe (12) and Shelton Mitchell (10) each scored in double figures off the bench for Clemson, who never trailed in the contest.

## GAME 10



Official Basketball Box Score - Game Totals - Final Statistics  
**Coastal Carolina vs South Carolina**  
12/9/17 12 p.m. ET at Columbia, S.C. (Colonial Life Arena)

**Coastal Carolina 78 • 5-5**

#	Player	Total			3-Ptr			Rebounds			PF	TP	A	TO	Blk	Stl	Min
		FG	FGA	FT	FTA	Off	Def	Tot									
40	Cuthbertson, Zac	f	5-10	1-2	0-0	2	2	4	3	11	4	2	1	0	34		
30	Coleman, Josh	c	0-1	0-0	0-0	0	0	0	5	0	0	0	0	8			
01	Sanders, Ajay	g	5-9	4-5	0-0	1	3	4	0	14	2	5	1	29			
05	Shaw, Jaylen	g	6-15	0-2	5-6	1	5	6	2	17	3	3	0	33			
13	Lindsey, Matt	g	1-6	1-4	0-0	0	1	1	1	3	1	0	0	28			
00	Brown, Tre	g	1-2	0-0	0-0	0	4	4	4	2	2	0	0	7			
02	Labinowicz, Artur	g	2-8	1-7	4-5	1	1	2	2	9	3	1	0	23			
15	Bamba, Amidou	g	1-2	0-0	0-0	1	0	1	4	2	0	0	0	13			
20	Beck, Demario	g	8-10	3-4	1-2	3	3	6	4	20	2	3	0	25			
	Team					4	1	5						1			
<b>Totals</b>			29-63	10-24	10-13	13	20	33	25	78	17	15	2	8	200		

FG % 1st Half: 15-29 51.7% 2nd half: 14-34 41.2% Game: 29-63 46.0% Deadball Rebounds 4-3  
3FG % 1st Half: 7-14 50.0% 2nd half: 3-10 30.0% Game: 10-24 41.7%  
FT % 1st Half: 10-13 76.9% 2nd half: 0-0 0.0% Game: 10-13 76.9%

**South Carolina 80 • 8-2**

#	Player	Total			3-Ptr			Rebounds			PF	TP	A	TO	Blk	Stl	Min
		FG	FGA	FT	FTA	Off	Def	Tot									
10	MINAYA, Justin	f	4-9	3-7	2-2	2	2	4	2	13	1	4	0	1	33		
21	KOTSAR, Maik	f	3-7	0-0	0-0	2	2	4	1	6	2	0	1	30			
30	SILVA, Chris	f	2-5	1-1	10-13	2	7	9	1	15	1	1	3	35			
02	GRAVETT, Hassani	g	3-9	0-2	3-5	1	0	1	3	9	4	2	0	25			
05	BOOKER, Frank	g	7-12	3-7	2-4	1	4	5	2	19	3	2	0	34			
01	HOLDEN, Kory	g	1-5	0-1	0-0	1	0	1	1	2	3	1	0	13			
13	HAASE, Felipe	g	3-4	0-1	1-1	1	4	5	0	7	0	2	0	14			
15	MYERS, Wesley	g	1-2	1-1	3-4	1	0	1	2	6	0	1	0	11			
23	HINSON, Evan	g	1-2	0-0	1-2	0	0	0	1	3	0	1	0	5			
	Team					1	0	1						1			
<b>Totals</b>			25-55	8-20	22-31	12	19	31	13	80	14	14	4	6	200		

FG % 1st Half: 14-29 48.3% 2nd half: 11-26 42.3% Game: 25-55 45.5% Deadball Rebounds 4-1  
3FG % 1st Half: 6-11 54.5% 2nd half: 2-9 22.2% Game: 8-20 40.0%  
FT % 1st Half: 13-17 76.5% 2nd half: 9-14 64.3% Game: 22-31 71.0%

Officials: Anthony Jordan, Terry Moore, Bart Lenox  
Technical fouls: Coastal Carolina-None. South Carolina-None.  
Attendance: 11724  
Game Time: 1:59

Score by periods	1st	2nd	Total
Coastal Carolina	47	31	78
South Carolina	47	33	80

Last FG - COASTAL 2nd-01:10, SC 2nd-00:06.  
Largest lead - COASTAL by 5 2nd-08:05, SC by 7 1st-12:50.  
COASTAL led for 17:13. SC led for 17:54. Game was tied for 01:53.

In	Off	2nd	Fast	Bench	
Points	28	16	14	7	33
Paint	10	11	10	2	18
Chance	11	11	10	2	18
Break	11	11	10	2	18

Score tied - 8 times.  
Lead changed - 8 times.

## GAME 11



Official Basketball Box Score - Game Totals - Final Statistics  
**South Carolina vs Clemson**  
12/19/17 7:01 PM at Clemson, S.C. (Littlejohn Coliseum)

**South Carolina 48 • 8-3**

#	Player	Total			3-Ptr			Rebounds			PF	TP	A	TO	Blk	Stl	Min
		FG	FGA	FT	FTA	Off	Def	Tot									
10	MINAYA, Justin	f	0-6	0-1	0-0	3	2	5	1	0	1	2	0	0	29		
21	KOTSAR, Maik	f	3-5	0-0	0-0	1	5	6	1	6	0	1	2	1	32		
30	SILVA, Chris	f	4-10	0-1	4-4	3	6	9	4	12	0	4	1	0	25		
02	GRAVETT, Hassani	g	1-7	1-5	0-0	0	1	1	3	3	1	1	0	15			
05	BOOKER, Frank	g	0-4	0-2	2-2	2	0	2	4	2	0	1	0	15			
00	BEATTY, David	g	2-5	0-2	1-2	0	0	0	1	5	0	0	0	14			
01	HOLDEN, Kory	g	4-5	0-0	0-0	0	1	1	0	8	1	3	1	15			
13	HAASE, Felipe	g	1-5	0-3	0-0	0	2	2	0	2	0	1	0	22			
15	MYERS, Wesley	g	4-7	1-2	1-2	1	2	3	1	10	0	1	0	31			
23	HINSON, Evan	g	0-0	0-0	0-0	0	0	0	2	0	0	0	0	2			
	Team					2	0	2						1			
<b>Totals</b>			19-54	2-16	8-10	12	19	31	17	48	3	14	4	3	200		

FG % 1st Half: 9-24 37.5% 2nd half: 10-30 33.3% Game: 19-54 35.2% Deadball Rebounds 1  
3FG % 1st Half: 0-6 0.0% 2nd half: 2-10 20.0% Game: 2-16 12.5%  
FT % 1st Half: 8-10 80.0% 2nd half: 0-0 0.0% Game: 8-10 80.0%

**Clemson 64 • 10-1**

#	Player	Total			3-Ptr			Rebounds			PF	TP	A	TO	Blk	Stl	Min
		FG	FGA	FT	FTA	Off	Def	Tot									
32	GRANTHAM, Donte	f	2-7	1-3	0-0	2	5	7	3	5	1	2	1	0	20		
14	THOMAS, Elijah	c	4-6	0-0	0-2	3	3	6	1	8	1	2	5	3	29		
02	REED, Marquise	g	6-11	5-9	8-11	0	6	6	0	25	3	4	0	37			
04	MITCHELL, Shelton	g	3-8	0-1	4-5	0	3	3	1	10	1	2	0	30			
10	DEVOE, Gabe	g	4-10	1-4	3-4	1	2	3	0	12	1	2	0	36			
00	TRAPP, Clyde	g	0-0	0-0	0-0	0	0	0	0	0	0	0	0	3			
05	DONNAL, Mark	g	0-1	0-0	0-0	2	0	2	4	0	0	0	0	11			
24	SKARA, David	g	1-2	1-2	0-0	0	2	2	0	3	0	1	2	17			
25	SIMMS, Aamir	g	0-1	0-1	1-2	0	3	3	0	1	1	1	0	17			
	Team					1	1	2						1			
<b>Totals</b>			20-46	8-20	16-24	9	25	34	9	64	8	15	8	9	200		

FG % 1st Half: 9-19 47.4% 2nd half: 12-27 44.4% Game: 20-46 43.5% Deadball Rebounds 5  
3FG % 1st Half: 3-9 33.3% 2nd half: 5-11 45.5% Game: 8-20 40.0%  
FT % 1st Half: 12-16 75.0% 2nd half: 4-8 50.0% Game: 16-24 66.7%

Officials: Mike Eades, Ron Groover, James Breeding  
Technical fouls: South Carolina-None. Clemson-None.  
Attendance: 8031  
Flagrant 1 foul on South Carolina #10 at 3:19 mark of first half  
Flagrant 1 foul on South Carolina #30 at 13:19 mark of second half

Score by periods	1st	2nd	Total
South Carolina	26	22	48
Clemson	31	33	64

Last FG - SC 2nd-00:07, CU 2nd-01:05.  
Largest lead - SC None, CU by 19 2nd-02:13.  
SC led for 00:00. CU led for 38:32. Game was tied for 01:28.

In	Off	2nd	Fast	Bench	
Points	28	15	11	2	15
Paint	16	16	10	4	4
Chance	16	16	10	4	4
Break	16	16	10	4	4

Score tied - 1 time.  
Lead changed - 0 times.





# #5 FRANK BOOKER

GRADUATE STUDENT | GUARD | 6'3" | 208 | 3 LETTERS

AUGUSTA, GA. | WESTSIDE/OKLAHOMA/FAU

## SEASON NOTABLES

- > Graduate transfer who has played at Oklahoma and FAU
- > Scored 11 points in exhibition vs. Erskine (Oct. 30), and eight points in the Hoops 4 Hurricane exhibition vs. Virginia Tech (Nov. 5)
- > Scored 12 points, hitting three 3s, with a steal in opener at Wofford (Nov. 10)
- > Tallied season-high 14 points in win vs. Western Michigan (Nov. 13), went 3-for-6 from deep and matched a career-high with 30 minutes of action
- > Scored 10 points with four rebounds and four assists in loss vs. Illinois State (Nov. 16)
- > Had 11 points thanks to a trio of triples in win vs. Western Michigan (Nov. 19) in the final game of the Puerto Rico Tip-Off, also had two steals
- > Dropped 12 points on 4-of-8 shooting from behind the arc in win at FIU (Nov. 27), played career-high 34 minutes and matched career-highs with four assists and three steals
- > Had 16 points after going 6-for-10 in win vs. Wyoming (12/6), added six rebounds and a team-high three steals
- > Recorded season-high 19 points in comeback win over Coastal Carolina (Dec. 9), played 34 minutes and made three 3s, scored 12 of his points in the second half

## SUPERLATIVES

	'17-18 Season	Career
Double-figure scoring	7	19

\* led or shared team lead

## BOOKER'S CAREER HIGHS

### Points

- Career 22, vs. Middle Tenn. (Jan. 21, 2017)
- Season 19, vs. Coastal Carolina (Dec. 9, 2017)

### Field Goals

- Career 7, 2x, last vs. Coastal Carolina (Dec. 9, 2017)
- Season 7, vs. Coastal Carolina (Dec. 9, 2017)

### Field Goal Attempts

- Career 14, vs. Middle Tenn. (Jan. 21, 2017)
- Season 12, vs. Coastal Carolina (Dec. 9, 2017)

### 3-Point Field Goals

- Career 5, vs. Middle Tenn. (Jan. 21, 2017)
- Season 4, at FIU (Nov. 27, 2017)

### 3-Point Field Goal Attempts

- Career 11, vs. Middle Tenn. (Jan. 21, 2017)
- Season 10, vs. Illinois State (Nov. 16, 2017)

### Free Throws

- Career 7, vs. Iowa State (March 2, 2015)
- Season 2, vs. Coastal Carolina (Dec. 9, 2017)

### Free Throw Attempts

- Career 8, vs. Iowa State (March 2, 2015)
- Season 4, vs. Coastal Carolina (Dec. 9, 2017)

### Rebounds

- Career 6, 2x, last vs. Wyoming (Dec. 6, 2017)
- Season 6, vs. Wyoming (Dec. 6, 2017)

### Assists

- Career 4, 2x, last FIU (Nov. 27, 2017)
- Season 4, 2x, last FIU (Nov. 27, 2017)

### Blocks

- Career 2, vs. Idaho (Nov. 13, 2013)
- Season 1, 2x, last FIU (Nov. 27, 2017)

### Steals

- Career 3, 3x, last vs. Wyoming (Dec. 6, 2017)
- Season 3, vs. Wyoming (Dec. 6, 2017)

### Minutes

- Career 34, 2x last vs. Coastal Carolina (Dec. 9, 2017)
- Season 34, 2x last vs. Coastal Carolina (Dec. 9, 2017)

## 2017-18 GAME-BY-GAME STATS

Opponent	Date	GS	Min	FG-FGA	Pct	3FG-3FGA	Pct	FT-FTA	Pct	Off	Def	Tot	Avg	PF	FO	A	TO	Blk	Stl	Pts	Avg
at Wofford	11/10	*	25	4-6	.667	3-5	.600	1-2	.500	0	0	0	0.0	1	0	0	0	0	1	12	12.0
Western Michigan	11/13	*	30	5-8	.625	3-6	.500	1-3	.333	0	2	2	1.0	2	0	0	1	1	0	14	13.0
vs. Illinois State	11/16	*	28	3-10	.300	3-10	.300	1-2	.500	0	4	4	2.0	2	0	4	2	0	0	10	12.0
vs. UTEP	11/17	*	25	2-6	.333	1-4	.250	2-2	1.000	0	2	2	2.0	1	0	1	4	0	0	7	10.8
vs. Western Michigan	11/19	*	19	4-10	.400	3-9	.333	0-0	.000	0	0	0	1.6	1	0	0	2	0	2	11	10.8
at FIU	11/27	*	34	4-8	.500	4-8	.500	0-0	.000	1	3	4	2.0	0	0	4	0	1	3	12	11.0
vs. Temple	11/30	*	20	1-7	.143	0-3	.000	2-2	1.000	0	2	2	2.0	1	0	1	0	0	1	4	10.0
UMass	12/2	*	29	3-8	.375	2-5	.400	1-2	.500	0	4	4	2.3	1	0	1	2	0	1	9	9.9
Wyoming	12/6	*	24	6-10	.600	3-5	.600	1-2	.500	1	5	6	2.7	4	0	2	1	0	3	16	10.6
Coastal Carolina	12/9	*	34	7-12	.583	3-7	.429	2-4	.500	1	4	5	2.9	2	0	3	2	0	2	19	11.4
at Clemson	12/19	*	15	0-4	.000	0-2	.000	2-2	1.000	2	0	2	2.8	4	0	0	1	0	0	2	10.5
Limestone	12/27																				
at Ole Miss	12/31																				
Missouri	1/3																				
Vanderbilt	1/6																				
at Alabama	1/9																				
at Georgia	1/13																				
Kentucky	1/16																				
Tennessee	1/20																				
at Florida	1/24																				
Texas Tech	1/27																				
Miss. State	1/31																				
at Texas A&M	2/3																				
at Arkansas	2/6																				
Florida	2/10																				
at Tennessee	2/13																				
Auburn	2/17																				
Georgia	2/21																				
at Miss. State	2/24																				
LSU	2/28																				
at Auburn	3/3																				
vs. SEC Tourn.	3/7-11																				
vs. NCAA Tourn.	3/15-4/2																				

## CAREER STATISTICS

Season	GP-GS	Min	Avg	FG	FGA	Pct	3FG	3FGA	Pct	FT	FIA	Pct	Off	Def	Tot	Avg	PF	FO	Ast	TO	Blk	Stl	Pts	Avg
2013-14%	32-0	451	14.1	49	134	.366	42	114	.368	24	36	.667	14	35	49	1.5	50	0	17	19	5	14	164	5.1
2014-15%	32-0	459	14.3	48	146	.329	36	119	.303	28	34	.824	10	34	44	1.4	45	0	18	23	5	16	160	5.0
2015-16^																								
2016-17^	30-10	502	16.7	58	153	.379	35	119	.294	19	23	.826	13	36	49	1.6	54	1	16	19	2	12	170	5.7
2017-18	11-11	283	25.7	39	89	.438	25	64	.391	13	21	.619	5	26	31	2.8	19	0	16	15	2	13	116	10.5
<b>Totals</b>	<b>105-21</b>	<b>1695</b>	<b>16.1</b>	<b>194</b>	<b>522</b>	<b>.372</b>	<b>138</b>	<b>416</b>	<b>.331</b>	<b>84</b>	<b>114</b>	<b>.737</b>	<b>42</b>	<b>131</b>	<b>173</b>	<b>1.6</b>	<b>168</b>	<b>1</b>	<b>67</b>	<b>76</b>	<b>14</b>	<b>55</b>	<b>610</b>	<b>5.8</b>

% - at Oklahoma // ^ at FAU



# #15 WESLEY MYERS

GRADUATE STUDENT | GUARD | 6'1" | 193 | 3 LETTERS

BROOKLYN, N.Y. | BOYS & GIRLS HIGH SCHOOL/NIAGARA/MAINE

## SEASON NOTABLES

- > Graduate transfer who has played at Niagara and Maine
- > Posted eight points with a steal in exhibition vs. Erskine (Oct. 30), and provided 11 points with four steals in the Hoops 4 Hurricane Relief exhibition vs. Virginia Tech (Nov. 5)
- > Scored 10 points off the bench in opener at Wofford (Nov. 10), adding two assists and a steal
- > Matched season-high with three rebounds in win over UTEP (Nov. 17), also had an assist and a steal
- > Tied for the team lead with 14 points in victory over Western Michigan (Nov. 19) in the final game of the Puerto Rico Tip-Off, recorded his 1,000th career point with a fast break layup in the first half, also had five rebounds and two assists in season-high 27 minutes of action
- > Played season-high 31 minutes off the bench, scoring 10 points in loss at Clemson (Dec. 19)

## SUPERLATIVES

	'17-18 Season	Career
Double-figure scoring	3	25
Team high assists	2	2^

\* led or shared team lead | ^ at Carolina

## MYERS' CAREER HIGHS

### Points

*Career* 33, vs. UMBC (Feb. 4, 2017)  
*Season* 14, vs. Western Michigan (Nov. 19, 2017)

### Field Goals

*Career* 12, vs. UML (Jan. 11, 2017)  
*Season* 5, vs. Western Michigan (Nov. 19, 2017)

### Field Goal Attempts

*Career* 22, vs. UML (Jan. 11, 2017)  
*Season* 9, vs. Western Michigan (Nov. 19, 2017)

### 3-Point Field Goals

*Career* 4, at Stony Brook (Feb. 12, 2017)  
*Season* 2, at Wofford (Nov. 10, 2017)

### 3-Point Field Goal Attempts

*Career* 8, at Stony Brook (Feb. 12, 2017)  
*Season* 4, 2x, last vs. Illinois State (Nov. 16, 2017)

### Free Throws

*Career* 10, at Dartmouth (Dec. 10, 2016)  
*Season* 4, vs. Western Michigan (Nov. 19, 2017)

### Free Throw Attempts

*Career* 12, twice, last vs. UMBC (Feb. 4, 2017)  
*Season* 5, vs. Western Michigan (Nov. 19, 2017)

### Rebounds

*Career* 10, at Stony Brook (Feb. 12, 2017)  
*Season* 5, vs. Western Michigan (Nov. 19, 2017)

### Assists

*Career* 5, vs. Stony Brook (Jan. 14, 2017)  
*Season* 3, vs. Wyoming (Dec. 6, 2017)

### Blocks

*Career* 3, at Brown (Dec. 22, 2016)  
*Season* 1, vs. Wyoming (Dec. 6, 2017)

### Steals

*Career* 4, vs. UML (Jan. 11, 2017)  
*Season* 1, 3x, last vs. W. Michigan (Nov. 19, 2017)

### Minutes

*Career* 38, 4x times, last vs. UMBC (Feb. 4, 2017)  
*Season* 31, at Clemson (Dec. 19, 2017)

## 2017-18 GAME-BY-GAME STATS

Opponent	Date	GS	Min	FG-FGA	Pct	3FG-FGA	Pct	FT-FTA	Pct	Off	Def	Tot	Avg	PF	FO	A	TO	Blk	Stl	Pts	Avg
at Wofford	11/10	-	17	3-6	.500	2-4	.500	2-2	1.000	0	3	3	3.0	0	0	2	2	0	1	10	10.0
Western Michigan	11/13	-	12	2-5	.400	0-1	.000	0-0	.000	0	2	2	2.5	2	0	0	1	0	0	4	7.0
vs. Illinois State	11/16	-	15	2-7	.286	1-4	.250	0-0	.000	0	1	1	2.0	1	0	0	1	0	0	5	6.3
vs. UTEP	11/17	-	14	1-2	.500	0-1	.000	0-0	.000	0	3	3	2.3	1	0	1	1	0	1	2	5.3
vs. Western Michigan	11/19	-	27	5-9	.556	0-1	.000	4-5	.800	0	5	5	2.8	2	0	2	2	0	1	14	7.0
at FIU	11/27	-	7	0-2	.000	0-1	.000	0-0	.000	0	1	1	2.5	1	0	0	1	0	0	0	5.8
vs. Temple	11/30	-	18	2-6	.333	1-2	.500	0-0	.000	2	0	2	2.4	1	0	2	1	0	0	5	5.7
UMass	12/2	-	13	1-2	.500	0-1	.000	1-2	.500	2	1	3	2.5	0	0	2	0	0	0	3	5.4
Wyoming	12/6	-	23	0-4	.000	0-1	.000	1-2	.500	1	1	2	2.4	2	0	3	0	1	1	1	4.9
Coastal Carolina	12/9	-	11	1-2	.500	1-1	1.000	3-4	.750	1	0	1	2.3	2	0	0	1	0	0	6	5.0
at Clemson	12/19	-	31	4-7	.571	1-2	.500	1-2	.500	1	2	3	2.4	1	0	0	1	0	0	10	5.5
Limestone	12/27																				
at Ole Miss	12/31																				
Missouri	1/3																				
Vanderbilt	1/6																				
at Alabama	1/9																				
at Georgia	1/13																				
Kentucky	1/16																				
Tennessee	1/20																				
at Florida	1/24																				
Texas Tech	1/27																				
Miss. State	1/31																				
at Texas A&M	2/3																				
at Arkansas	2/6																				
Florida	2/10																				
at Tennessee	2/13																				
Auburn	2/17																				
Georgia	2/21																				
at Miss. State	2/24																				
LSU	2/28																				
at Auburn	3/3																				
vs. SEC Tourn.	3/7-11																				
vs. NCAA Tourn.	3/15-4/2																				

## CAREER STATISTICS

Season	GP-GS	Min	Avg	FG	FGA	Pct	3FG	3FGA	Pct	FT	FIA	Pct	Off	Def	Tot	Avg	PF	FO	Ast	TO	Blk	Stl	Pts	Avg
2013-14%	33-14	747	22.6	78	198	.394	20	63	.317	44	66	.667	19	73	92	2.8	61	1	39	47	6	21	220	6.7
2014-15%	30-16	882	29.4	94	220	.427	34	81	.420	61	86	.709	21	76	97	3.2	60	1	45	54	10	30	283	9.4
2015-16^																								
2016-17^	28-20	844	30.1	164	375	.437	34	99	.343	110	142	.775	35	91	126	4.5	57	1	44	62	16	30	472	16.9
2017-18	11-0	188	17.1	21	52	.404	6	19	.316	12	17	.706	7	19	26	2.4	13	0	12	11	1	4	60	5.5
<b>Totals</b>	<b>102-50</b>	<b>2661</b>	<b>26.1</b>	<b>357</b>	<b>845</b>	<b>.422</b>	<b>94</b>	<b>262</b>	<b>.359</b>	<b>227</b>	<b>311</b>	<b>.730</b>	<b>82</b>	<b>259</b>	<b>341</b>	<b>3.3</b>	<b>191</b>	<b>3</b>	<b>140</b>	<b>174</b>	<b>33</b>	<b>85</b>	<b>1035</b>	<b>10.1</b>

% - at Niagara // ^ at Maine



# #2 HASSANI GRAVETT

R-JUNIOR | GUARD | 6'2" | 187 | 1 LETTER

VILLA RICA, GA./ALEXANDER/PENSACOLA STATE COLLEGE

## SEASON NOTABLES

- > Averaged 3.2 points, 1.6 rebounds and is the top returning assist maker from last season after dishing 1.4 per game
- > Set a new career-high with 15 points in just 19 minutes of action in win vs. Western Michigan (Nov. 10), went 3-for-3 from deep for a new single-game career-high in made 3s
- > Had 10 points and pulled down a career-high nine rebounds in loss vs. Illinois State (Nov. 16), also dished out five assists with just one turnover in team-high 33 minutes of action
- > Set new career-high with nine assists in just 21 minutes in victory over UTEP (Nov. 17)
- > Led team with six assists in win over Western Michigan in final game of Puerto Rico Tip-Off (Nov. 19), also had five rebounds and nine points in 27 minutes
- > Had seven assists to go alongside just one turnover in win at FIU (Nov. 27), pulled down career-high 10 rebounds in 28 minutes, also had seven points
- > Scored 14 points, had four assists and zero turnovers in win vs. UMASS (Dec. 2), posted career-highs in free throws (6), free throw attempts (9) and steals (3)
- > Sunk the game-winning basket with 6.5 seconds to go vs. Coastal Carolina (Dec. 9) after scoring with contact, made the ensuing FT to finish with nine points

## SUPERLATIVES

	'17-18 Season	Career
Double-figure scoring	3	6
5+ assists	4	6
Team high assists*	6	10
Team high steals*	1	2

\* led or shared team lead

## GRAVETT'S CAREER HIGHS

### Points

Career 15, vs. Western Michigan (Nov. 13)

Season 15, vs. Western Michigan (Nov. 13)

### Field Goals

Career 4, 4x, last vs. UMASS (Dec. 20)

Season 4, 2x, last vs. UMASS (Dec. 20)

### Field Goal Attempts

Career 13, vs. Illinois State (Nov. 16, 2017)

Season 13, vs. Illinois State (Nov. 16, 2017)

### 3-Point Field Goals

Career 3, vs. Western Michigan (Nov. 13, 2017)

Season 3, vs. Western Michigan (Nov. 13, 2017)

### 3-Point Field Goal Attempts

Career 10, vs. Illinois State (Nov. 16, 2017)

Season 10, vs. Illinois State (Nov. 16, 2017)

### Free Throws

Career 6, vs. UMASS (Dec. 2, 2017)

Season 6, vs. UMASS (Dec. 2, 2017)

### Free Throw Attempts

Career 9, vs. UMASS (Dec. 2, 2017)

Season 9, vs. UMASS (Dec. 2, 2017)

### Rebounds

Career 10, at FIU (Nov. 27, 2017)

Season 10, at FIU (Nov. 27, 2017)

### Assists

Career 9, vs. UTEP (Nov. 17, 2017)

Season 9, vs. UTEP (Nov. 17, 2017)

### Blocks

Career 1, 3x, last vs. Wyoming (Dec. 6, 2017)

Season 1, 2x, last vs. Wyoming (Dec. 6, 2017)

### Steals

Career 3, UMASS (Dec. 2, 2017)

Season 3, UMASS (Dec. 2, 2017)

### Minutes

Career 37, at Ole Miss (March 4, 2017)

Season 33, vs. Illinois State (Nov. 16, 2017))

## 2017-18 GAME-BY-GAME STATS

Opponent	Date	GS	Min	FG-FGA	Pct	3FG-FGA	Pct	FT-FTA	Pct	Off	Def	Tot	Avg	PF	FO	A	TO	Blk	Stl	Pts	Avg
at Wofford	11/10	*	25	2-7	.285	1-2	.500	0-0	.000	0	2	2	2.0	0	0	3	0	0	0	5	5.0
Western Michigan	11/13	*	19	4-5	.800	3-3	1.000	4-4	1.000	0	4	4	3.0	2	0	2	2	0	0	15	10.0
vs. Illinois State	11/16	*	33	3-13	.231	2-10	.200	2-4	.500	0	9	9	5.0	2	0	5	1	0	0	10	10.0
vs. UTEP	11/17	*	21	3-6	.500	0-1	.000	0-0	.000	1	3	4	4.8	2	0	9	4	0	1	6	9.0
vs. Western Michigan	11/19	*	27	2-8	.250	1-4	.250	4-8	.500	0	5	5	4.8	1	0	6	2	0	0	9	9.0
at FIU	11/27	*	28	3-5	.600	1-2	.500	0-0	.000	3	7	10	5.7	1	0	7	1	0	1	7	8.7
vs. Temple	11/30	*	28	3-6	.500	1-3	.333	0-0	.000	0	3	3	5.3	1	0	1	3	1	0	7	8.4
UMass	12/2	*	31	4-8	.500	0-1	.000	6-9	.667	1	1	2	4.9	0	0	4	0	0	3	14	9.1
Wyoming	12/6	*	24	3-6	.500	0-2	.000	3-4	.750	1	0	1	4.4	3	0	2	3	1	0	9	9.1
Coastal Carolina	12/9	*	25	3-9	.333	0-2	.000	3-5	.600	1	0	1	4.1	3	0	4	2	0	1	9	9.1
at Clemson	12/19	*	15	1-7	.142	1-5	.200	0-0	.000	0	1	1	3.8	3	0	1	1	0	0	3	8.5
Limestone	12/27																				
at Ole Miss	12/31																				
Missouri	1/3																				
Vanderbilt	1/6																				
at Alabama	1/9																				
at Georgia	1/13																				
Kentucky	1/16																				
Tennessee	1/20																				
at Florida	1/24																				
Texas Tech	1/27																				
Miss. State	1/31																				
at Texas A&M	2/3																				
at Arkansas	2/6																				
Florida	2/10																				
at Tennessee	2/13																				
Auburn	2/17																				
Georgia	2/21																				
at Miss. State	2/24																				
LSU	2/28																				
at Auburn	3/3																				
vs. SEC Tourn.	3/7-11																				
vs. NCAA Tourn.	3/15-4/2																				

## CAREER STATISTICS

Season	GP-GS	Min	Avg	FG	FGA	Pct	3FG	3FGA	Pct	FT	FTA	Pct	Off	Def	Tot	Avg	PF	FO	Ast	TO	Blk	Stl	Pts	Avg
2016-17	35-3	582	16.6	39	133	.293	15	69	.217	20	31	.645	16	41	57	1.6	48	1	49	37	1	14	113	3.2
2017-18	11-11	276	25.1	31	81	.388	10-	35	.286	22	34	.647	7	35	42	3.8	18	0	44	19	2	6	94	8.5
<b>Totals</b>	<b>46-14</b>	<b>858</b>	<b>18.7</b>	<b>70</b>	<b>213</b>	<b>.329</b>	<b>25</b>	<b>104</b>	<b>.240</b>	<b>42</b>	<b>65</b>	<b>.646</b>	<b>23</b>	<b>76</b>	<b>99</b>	<b>2.2</b>	<b>66</b>	<b>1</b>	<b>93</b>	<b>56</b>	<b>3</b>	<b>20</b>	<b>207</b>	<b>4.5</b>

## (SEC ONLY)

Season	GP-GS	Min	Avg	FG	FGA	Pct	3FG	3FGA	Pct	FT	FTA	Pct	Off	Def	Tot	Avg	PF	FO	Ast	TO	Blk	Stl	Pts	Avg
2017	17-2	284	16.7	18	61	.295	8	33	.242	12	17	.706	9	15	24	1.4	23	0	23	17	0	7	56	3.3





# #1 KORY HOLDEN

R-JUNIOR | GUARD | 6'1" | 197 | 2 LETTERS

SALISBURY, MD./DELAWARE

## SEASON NOTABLES

- > Transfer guard from Delaware who posted 892 career points in two seasons with the Blue Hens
- > Dished two assists in exhibition vs. Erskine (Oct. 30), but didn't play in the Hoops 4 Hurricane Relief exhibition vs. Virginia Tech due to a sore knee
- > Saw first action as a Gamecock at Wofford (Nov. 10), scoring two points with two rebounds and two assists
- > Came off the bench to score six points in win vs. Western Michigan (Nov. 13)
- > Scored in double-digits for the first time as a Gamecock finishing with 11 points in just 16 minutes off the bench in victory over UTEP (Nov. 17), went 4-for-5 from the field and had two assists
- > Tallied eight points in 15 minutes off the bench in loss at Clemson (Dec. 19), left the game early due to injury

## HOLDEN'S CAREER HIGHS

### Points

*Career* 35, vs. Boston College (Dec. 19, 2015)

*Season* 11, vs. UTEP (Nov. 17, 2017)

### Field Goals

*Career* 12, vs. Boston College (Dec. 19, 2015)

*Season* 4, 2x, last at Clemson (Dec. 19, 2017)

### Field Goal Attempts

*Career* 26, vs. Boston College (Dec. 19, 2015)

*Season* 6, vs. Western Michigan (Nov. 13, 2017)

### 3-Point Field Goals

*Career* 6, 3x, last vs. William & Mary (Jan. 28, 2016)

*Season* 1, vs. UTEP (Nov. 17, 2017)

### 3-Point Field Goal Attempts

*Career* 13, vs. Boston College (Dec. 19, 2015)

*Season* 2, vs. UTEP (Nov. 17, 2017)

### Free Throws

*Career* 15, twice, last at Towson (Jan. 30, 2016)

*Season* 2, vs. UTEP (Nov. 17, 2017)

### Free Throw Attempts

*Career* 16, at UNCW (Jan. 8, 2015)

*Season* 4, vs. UTEP (Nov. 17, 2017)

### Rebounds

*Career* 7, 4x, last vs. Col of Charl. (March 4, 2016)

*Season* 4, vs. Wyoming (Dec. 6, 2017)

### Assists

*Career* 9, vs. William & Mary (Jan. 22, 2015)

*Season* 3, 2x, last vs. Coastal Carolina (Dec. 9, 2017)

### Blocks

*Career* 1, 7x, last at Clemson (Dec. 19, 2017)

*Season* 1, at Clemson (Dec. 19, 2017)

### Steals

*Career* 3, at Robert Morris (Dec. 22, 2014)

*Season* 1, at Clemson (Dec. 19, 2017)

### Minutes

*Career* 45, at Towson (Jan. 30, 2016)

*Season* 16, 2x, last vs. Wyoming (Dec. 6, 2017)

## SUPERLATIVES

	'17-18	Career
Double-figure scoring	1	44
3+ assists	2	50
5+ assists	-	29

\* led or shared team lead

## 2017-18 GAME-BY-GAME STATS

Opponent	Date	GS	Min	FG-FGA	Pct	3FG-FGA	Pct	FT-FTA	Pct	Off	Def	Tot	Avg	PF	FO	A	TO	Blk	Stl	Pts	Avg
at Wofford	11/10	-	8	1-2	.500	0-1	.000	0-0	.000	1	1	2	2.0	3	0	2	0	0	0	2	2.0
Western Michigan	11/13	-	12	3-6	.500	0-1	.000	0-0	.000	0	3	3	2.5	0	0	1	2	0	0	6	4.0
vs. Illinois State	11/16	-	7	0-2	.000	0-0	.000	0-0	.000	0	0	0	1.3	3	0	1	2	0	0	0	2.7
vs. UTEP	11/17	-	16	4-5	.800	1-2	.500	2-4	.500	0	0	0	1.3	1	0	2	1	0	0	11	4.8
vs. Western Michigan	11/19	-	9	1-3	.333	1-1	1.000	3-4	.750	1	0	1	1.2	3	6	1	0	0	0	6	5.0
at FIU	11/27	-	12	0-3	.000	0-2	.000	0-1	.000	0	0	0	1.0	1	0	2	2	0	0	0	4.2
vs. Temple	11/30	-	4	0-2	.000	0-0	.000	0-0	.000	0	0	0	0.9	1	0	0	0	0	0	0	3.6
UMass	12/2	-	8	0-1	.000	0-1	.000	0-0	.000	0	0	0	0.8	0	0	3	4	0	0	0	3.1
Wyoming	12/6	-	16	0-3	.000	0-2	.000	1-2	.500	0	4	4	1.1	0	0	2	2	0	0	1	2.9
Coastal Carolina	12/9	-	13	1-5	.200	0-1	.000	0-0	.000	1	0	1	1.1	1	0	3	1	0	0	2	2.8
at Clemson	12/19	-	15	4-5	.800	0-0	.000	0-0	.000	0	1	1	1.1	0	0	1	3	1	1	8	3.3
Limestone	12/27																				
at Ole Miss	12/31																				
Missouri	1/3																				
Vanderbilt	1/6																				
at Alabama	1/9																				
at Georgia	1/13																				
Kentucky	1/16																				
Tennessee	1/20																				
at Florida	1/24																				
Texas Tech	1/27																				
Miss. State	1/31																				
at Texas A&M	2/3																				
at Arkansas	2/6																				
Florida	2/10																				
at Tennessee	2/13																				
Auburn	2/17																				
Georgia	2/21																				
at Miss. State	2/24																				
LSU	2/28																				
at Auburn	3/3																				
vs. SEC Tourn.	3/7-11																				
vs. NCAA Tourn.	3/15-4/2																				

## CAREER STATISTICS

Season	GP-GS	Min	Avg	FG	FGA	Pct	3FG	3FGA	Pct	FT	FIA	Pct	Off	Def	Tot	Avg	PF	FO	Ast	TO	Blk	Stl	Pts	Avg
2014-15%	29-28	990	34.1	117	296	.395	24	64	.375	102	135	.756	16	74	90	3.1	58	2	144	95	4	16	360	12.4
2015-16%	30-27	1088	36.3	181	459	.394	69	178	.388	101	127	.795	16	75	91	3.0	62	0	126	88	2	12	532	17.7
2017-18	11-0	120	10.9	14	37	.378	2	11	.182	6	11	.545	3	9	12	1.1	13	0	18	17	1	1	36	3.3
<b>Totals</b>	<b>70-55</b>	<b>2213</b>	<b>31.6</b>	<b>312</b>	<b>792</b>	<b>.394</b>	<b>95</b>	<b>253</b>	<b>.375</b>	<b>209</b>	<b>273</b>	<b>.766</b>	<b>35</b>	<b>158</b>	<b>193</b>	<b>2.8</b>	<b>133</b>	<b>2</b>	<b>288</b>	<b>200</b>	<b>7</b>	<b>29</b>	<b>928</b>	<b>13.3</b>

% - at Delaware



# #30 CHRIS SILVA

JUNIOR | FORWARD | 6'9" | 223 | 2 LETTERS

LIBREVILLE, GABON/ROSELLE (N.J.)

## SEASON NOTABLES

- > Gamecocks top returning scorer (10.2), rebounder (6.1) and shot blocker (1.4)
- > ESPN's Jay Bilas ranked him as one of his "30 best in-your-grill" defenders
- > Had sixth career double-double in win vs. Western Michigan (Nov. 13) with 10 points and 10 rebounds; made first career 3-pointer in the first half
- > Had team-high 15 points in blowout victory over UTEP (Nov. 17), also had seven rebounds and two blocks
- > Tied for team lead with 14 points in win over Western Michigan (Nov. 19) in final game of Puerto Rico Tip-Off, tied career-high with two assists
- > Poured in career-high 26 points in road win at FIU (Nov. 27), went 10-for-13 from the floor marking new career-highs for makes and attempts, also had 10 rebounds for his seventh career double-double and his second of the 2017-18 campaign
- > Led team with 19 points and 10 rebounds in win over Wyoming (Dec. 6), marked his third double-double of the season and the eighth of his career
- > Had 15 points and nine rebounds in win over Coastal Carolina (Dec. 9), went 10-for-13 at the free throw line

## SUPERLATIVES

	'17-18 Season	Career
Double-figure scoring	9	37
Double-Figure rebounding	4	11
Double-doubles	3	8
2+ blocks	5	31
Team high scoring*	5	7
Team high rebounding*	9	31
Team high blocks*	8	34

\* led or shared team lead

## SILVA'S CAREER HIGHS

### Points

Career 26, at FIU (Nov. 27, 2017)

Season 26, at FIU (Nov. 27, 2017)

### Field Goals

Career 10, at FIU (Nov. 27, 2017)

Season 10, at FIU (Nov. 27, 2017)

### Field Goal Attempts

Career 13, at FIU (Nov. 27, 2017)

Season 13, at FIU (Nov. 27, 2017)

### 3-Point Field Goals

Career 1, vs. Western Michigan (Nov. 13, 2017)

Season 1, 2x, last vs. UTEP (Nov. 17, 2017)

### 3-Point Field Goal Attempts

Career 2, vs. UTEP (Nov. 17, 2017)

Season 2, vs. UTEP (Nov. 17, 2017)

### Free Throws

Career 10, 2x, last vs. Coastal Carolina (Dec. 9, 2017)

Season 10, 2x, last vs. Coastal Carolina (Dec. 9, 2017)

### Free Throw Attempts

Career 14, 2x, last vs. Wyoming (Dec. 6, 2017)

Season 14, 2x, last vs. Wyoming (Dec. 6, 2017)

### Rebounds

Career 13, vs. Gonzaga (April 1, 2017)

Season 10, 4x, last vs. Wyoming (Dec. 6, 2017)

### Assists

Career 2, 3x, last vs. Wyoming (Dec. 6, 2017)

Season 2, 3x, last vs. Wyoming (Dec. 6, 2017)

### Blocks

Career 5, vs. FIU (Dec. 4, 2016)

Season 3, 2x, last vs. Coastal Carolina (Dec. 9, 2017)

### Steals

Career 3, twice, last vs. FIU (Dec. 4, 2016)

Season 2, 3x, last vs. Coastal Carolina (Dec. 9, 2017)

### Minutes Played

Career 35, vs. Coastal Carolina (Dec. 9, 2017)

Season 35, vs. Coastal Carolina (Dec. 9, 2017)

## 2017-18 GAME-BY-GAME STATS

Opponent	Date	GS	Min	FG-FGA	Pct	3FG-FGA	Pct	FT-FTA	Pct	Off	Def	Tot	Avg	PF	FO	A	TO	Blk	Stl	Pts	Avg
at Wofford	11/10	*	20	2-5	.400	0-1	.000	5-6	.833	3	7	10	10.0	3	0	2	5	2	2	9	9.0
Western Michigan	11/13	*	21	3-5	.600	1-1	1.000	3-4	.750	2	8	10	10.0	3	0	1	1	1	1	10	9.5
vs. Illinois State	11/16	*	17	0-1	.000	0-0	.000	10-14	.714	2	4	6	8.7	5	1	1	2	3	0	10	9.7
vs. UTEP	11/17	*	23	3-8	.375	1-2	.500	8-9	.889	3	4	7	8.3	4	0	1	4	2	1	15	11.0
vs. Western Michigan	11/19	*	25	4-5	.800	0-0	.000	6-8	.750	3	2	5	7.6	3	0	2	0	0	1	14	11.6
at FIU	11/27	*	29	10-13	.770	0-0	.000	6-10	.600	3	7	10	8.0	4	0	1	4	1	0	26	14.0
vs. Temple	11/30	*	28	2-10	.200	0-1	.000	1-2	.500	4	5	9	8.1	3	0	1	6	2	0	5	12.7
UMass	12/2	*	18	6-7	.857	0-0	.000	2-3	.667	0	4	4	7.6	4	0	1	3	0	2	14	12.9
Wyoming	12/6	*	27	5-9	.556	0-1	.000	9-14	.643	2	8	10	7.9	3	0	2	3	1	0	19	13.6
Coastal Carolina	12/9	*	35	2-5	.400	1-1	1.000	10-13	.769	2	7	9	8.0	1	0	1	1	3	2	15	13.7
at Clemson	12/19	*	25	4-10	.400	0-1	.000	4-4	1.000	3	6	9	8.1	4	0	0	4	1	0	12	13.5
Limestone	12/27																				
at Ole Miss	12/31																				
Missouri	1/3																				
Vanderbilt	1/6																				
at Alabama	1/9																				
at Georgia	1/13																				
Kentucky	1/16																				
Tennessee	1/20																				
at Florida	1/24																				
Texas Tech	1/27																				
Miss. State	1/31																				
at Texas A&M	2/3																				
at Arkansas	2/6																				
Florida	2/10																				
at Tennessee	2/13																				
Auburn	2/17																				
Georgia	2/21																				
at Miss. State	2/24																				
LSU	2/28																				
at Auburn	3/3																				
vs. SEC Tourn.	3/7-11																				
vs. NCAA Tourn.	3/15-4/2																				

## CAREER STATISTICS

Season	GP-GS	Min	Avg	FG	FGA	Pct	3FG	3FGA	Pct	FT	FIA	Pct	Off	Def	Tot	Avg	PF	FO	Ast	TO	Blk	Stl	Pts	Avg
2015-16	32-6	425	13.3	53	110	.482	0	0	.000	67	110	.609	56	87	143	4.5	100	3	6	34	28	14	173	5.4
2016-17	37-37	776	21.0	122	233	.524	0	1	.000	134	179	.749	84	141	225	6.1	141	10	13	69	51	22	378	10.2
2017-18	11-11	268	24.4	41	78	.526	3	8	.375	64	87	.736	27	62	89	8.1	37	1	13	33	16	9	149	13.5
<b>Totals</b>	<b>80-54</b>	<b>1469</b>	<b>18.4</b>	<b>216</b>	<b>421</b>	<b>.513</b>	<b>3</b>	<b>9</b>	<b>.333</b>	<b>265</b>	<b>376</b>	<b>.705</b>	<b>167</b>	<b>290</b>	<b>457</b>	<b>5.7</b>	<b>278</b>	<b>14</b>	<b>32</b>	<b>136</b>	<b>95</b>	<b>45</b>	<b>700</b>	<b>8.8</b>

## (SEC ONLY)

Season	GP-GS	Min	Avg	FG	FGA	Pct	3FG	3FGA	Pct	FT	FIA	Pct	Off	Def	Tot	Avg	PF	FO	Ast	TO	Blk	Stl	Pts	Avg
2016	18-6	221	12.3	30	54	.556	0	0	.000	27	47	.574	27	46	73	4.1	57	2	3	15	10	6	87	4.8
2017	18-18	370	20.6	64	117	.547	0	0	.000	62	82	.756	35	55	90	5.0	69	6	5	38	15	13	190	10.6
<b>Totals</b>	<b>36-24</b>	<b>591</b>	<b>16.4</b>	<b>94</b>	<b>171</b>	<b>.550</b>	<b>0</b>	<b>0</b>	<b>.000</b>	<b>89</b>	<b>129</b>	<b>.690</b>	<b>62</b>	<b>101</b>	<b>163</b>	<b>4.5</b>	<b>126</b>	<b>8</b>	<b>8</b>	<b>53</b>	<b>25</b>	<b>19</b>	<b>277</b>	<b>7.7</b>



# #13 TOMMY CORCHIANI

SOPHOMORE | GUARD | 6'3" | 180 | 1 LETTER

RALEIGH, N.C./RAVENS CROFT

## SEASON NOTABLES

- > Saw action in five contests during rookie season
- > Saw action in opener at Wofford (Nov. 10)

## CORCHIANI'S CAREER HIGHS

### Points

Career -

Season -

### Field Goals

Career -

Season -

### Field Goal Attempts

Career -

Season -

### 3-Point Field Goals

Career -

Season -

### 3-Point Field Goal Attempts

Career -

Season -

### Free Throws

Career -

Season -

### Free Throw Attempts

Career -

Season -

### Rebounds

Career 1, vs. SC State (Nov. 18, 2016)

Season -

### Assists

Career -

Season -

### Blocks

Career -

Season -

### Steals

Career -

Season -

### Minutes

Career 4, vs. Auburn (Jan. 24, 2017)

Season 1, at Wofford (Nov. 10, 2017)

## 2017-18 GAME-BY-GAME STATS

Opponent	Date	GS	Min	FG-FGA	Pct	3FG-FGA	Pct	FT-FTA	Pct	Off	Def	Tot	Avg	PF	FO	A	TO	Blk	Stl	Pts	Avg
at Wofford	11/10	-	1	0-0	.000	0-0	.000	0-0	.000	0	0	0	0.0	0	0	0	0	0	0	0	0.0
Western Michigan	11/13	-	-	-	-	-	-	-	-	DNP Coaches Decision		-	0.0	-	-	-	-	-	-	-	0.0
vs. Illinois State	11/16	-	-	-	-	-	-	-	-	DNP Coaches Decision		-	0.0	-	-	-	-	-	-	-	0.0
vs. UTEP	11/17	-	-	-	-	-	-	-	-	DNP Coaches Decision		-	0.0	-	-	-	-	-	-	-	0.0
vs. Western Michigan	11/19	-	-	-	-	-	-	-	-	DNP Coaches Decision		-	0.0	-	-	-	-	-	-	-	0.0
at FIU	11/27	-	-	-	-	-	-	-	-	DNP Coaches Decision		-	0.0	-	-	-	-	-	-	-	0.0
vs. Temple	11/30	-	-	-	-	-	-	-	-	DNP Coaches Decision		-	0.0	-	-	-	-	-	-	-	0.0
UMass	12/2	-	-	-	-	-	-	-	-	DNP Coaches Decision		-	0.0	-	-	-	-	-	-	-	0.0
Wyoming	12/6	-	-	-	-	-	-	-	-	DNP Coaches Decision		-	0.0	-	-	-	-	-	-	-	0.0
Coastal Carolina	12/9	-	-	-	-	-	-	-	-	DNP Coaches Decision		-	0.0	-	-	-	-	-	-	-	0.0
at Clemson	12/19	-	-	-	-	-	-	-	-	DNP Coaches Decision		-	0.0	-	-	-	-	-	-	-	0.0
Limestone	12/27																				
at Ole Miss	12/31																				
Missouri	1/3																				
Vanderbilt	1/6																				
at Alabama	1/9																				
at Georgia	1/13																				
Kentucky	1/16																				
Tennessee	1/20																				
at Florida	1/24																				
Texas Tech	1/27																				
Miss. State	1/31																				
at Texas A&M	2/3																				
at Arkansas	2/6																				
Florida	2/10																				
at Tennessee	2/13																				
Auburn	2/17																				
Georgia	2/21																				
at Miss. State	2/24																				
LSU	2/28																				
at Auburn	3/3																				
vs. SEC Tourn.	3/7-11																				
vs. NCAA Tourn.	3/15-4/2																				

## CAREER STATISTICS

Season	GP-GS	Min	Avg	FG	FGA	Pct	3FG	3FGA	Pct	FT	FTA	Pct	Off	Def	Tot	Avg	PF	FO	Ast	TO	Blk	Stl	Pts	Avg
2016-17	5-0	11	2.2	0	0	.000	0	0	.000	0	0	.000	0	1	1	0.2	4	0	0	1	0	0	0	0.0
2017-18	1-0	1	1.0	0	0	.000	0	0	.000	0	0	.000	0	0	0	0.0	0	0	0	0	0	0	0	0.0
<b>Totals</b>	<b>6-0</b>	<b>12</b>	<b>2.0</b>	<b>0</b>	<b>0</b>	<b>.000</b>	<b>0</b>	<b>0</b>	<b>.000</b>	<b>0</b>	<b>0</b>	<b>.000</b>	<b>0</b>	<b>1</b>	<b>1</b>	<b>0.2</b>	<b>4</b>	<b>0</b>	<b>0</b>	<b>1</b>	<b>0</b>	<b>0</b>	<b>0</b>	<b>0.0</b>

## (SEC ONLY)

Season	GP-GS	Min	Avg	FG	FGA	Pct	3FG	3FGA	Pct	FT	FTA	Pct	Off	Def	Tot	Avg	PF	FO	Ast	TO	Blk	Stl	Pts	Avg
2017	2-0	6	3.0	0	0	.000	0	0	.000	0	0	.000	0	0	0	0.0	1	0	0	0	0	0	0	0.0



# #12 KHADIM GUEYE

SOPHOMORE | FORWARD | 7'0" | 248 | 1 LETTER

DAKAR, SENEGAL/VICTORY ROCK PREP

## SEASON NOTABLES

- > Saw action in 28 games last season
- > Scored three points with a block in exhibition vs. Erskine (Oct. 30), and posted two points with two rebounds in Hoops 4 Hurricane Relief exhibition vs. Virginia Tech (Nov. 5)
- > Saw 10 minutes of action in opener at Wofford (Nov. 10), pulling down four rebounds
- > Played seven minutes and notched one rebound in win at FIU (Nov. 27)

## GUEYE'S CAREER HIGHS

### Points

Career 6, vs. SC State (Nov. 18, 2016)

Season -

### Field Goals

Career 2, vs. Lander (Dec. 27, 2016)

Season -

### Field Goal Attempts

Career 3, twice, last vs. Lander (Dec. 27, 2016)

Season -

### 3-Point Field Goals

Career -

Season -

### 3-Point Field Goal Attempts

Career -

Season -

### Free Throws

Career 4, vs. SC State (Nov. 18, 2016)

Season -

### Free Throw Attempts

Career 4, vs. SC State (Nov. 18, 2016)

Season -

### Rebounds

Career 5, vs. SC State (Nov. 18, 2016)

Season 4, at Wofford (Nov. 10, 2017)

### Assists

Career 1, twice, last vs. Georgia (Feb. 4, 2017)

Season -

### Blocks

Career 2, twice, last vs. Lander (Dec. 27, 2016)

Season -

### Steals

Career 1, twice, last vs. Ole Miss (Jan. 14, 2017)

Season -

### Minutes

Career 18, vs. Lander (Dec. 27, 2016)

Season 10, at Wofford (Nov. 10, 2017)

## SUPERLATIVES

'17-18 Season Career  
Team high blocks\* - 2

\* led or shared team lead

## 2017-18 GAME-BY-GAME STATS

Opponent	Date	GS	Min	FG-FGA	Pct	3FG-FGA	Pct	FT-FTA	Pct	Off	Def	Tot	Avg	PF	FO	A	TO	Blk	Stl	Pts	Avg
at Wofford	11/10	-	10	0-0	.000	0-0	.000	0-0	.000	2	2	4	4.0	2	0	0	2	0	0	0	0.0
Western Michigan	11/13	-	4	0-0	.000	0-0	.000	0-0	.000	0	0	0	2.0	0	0	0	0	0	0	0	0.0
vs. Illinois State	11/16	-	5	0-0	.000	0-0	.000	0-0	.000	0	0	0	1.3	1	0	0	0	0	0	0	0.0
vs. UTEP	11/17	-	2	0-0	.000	0-0	.000	0-0	.000	0	0	0	1.0	1	0	0	0	0	0	0	0.0
vs. Western Michigan	11/19	-	-	-	-	-	-	-	DNP Coaches Decision	-	-	-	1.0	-	-	-	-	-	-	-	0.0
at FIU	11/27	-	7	0-0	.000	0-0	.000	0-0	.000	1	0	1	1.0	2	0	0	2	0	0	0	0.0
vs. Temple	11/30	-	-	-	-	-	-	-	DNP Coaches Decision	-	-	-	1.0	-	-	-	-	-	-	-	0.0
UMass	12/2	-	-	-	-	-	-	-	DNP Coaches Decision	-	-	-	1.0	-	-	-	-	-	-	-	0.0
Wyoming	12/6	-	-	-	-	-	-	-	DNP Coaches Decision	-	-	-	1.0	-	-	-	-	-	-	-	0.0
Coastal Carolina	12/9	-	-	-	-	-	-	-	DNP Coaches Decision	-	-	-	1.0	-	-	-	-	-	-	-	0.0
at Clemson	12/19	-	-	-	-	-	-	-	DNP Coaches Decision	-	-	-	1.0	-	-	-	-	-	-	-	0.0
Limestone	12/27	-	-	-	-	-	-	-	-	-	-	-	-	-	-	-	-	-	-	-	-
at Ole Miss	12/31	-	-	-	-	-	-	-	-	-	-	-	-	-	-	-	-	-	-	-	-
Missouri	1/3	-	-	-	-	-	-	-	-	-	-	-	-	-	-	-	-	-	-	-	-
Vanderbilt	1/6	-	-	-	-	-	-	-	-	-	-	-	-	-	-	-	-	-	-	-	-
at Alabama	1/9	-	-	-	-	-	-	-	-	-	-	-	-	-	-	-	-	-	-	-	-
at Georgia	1/13	-	-	-	-	-	-	-	-	-	-	-	-	-	-	-	-	-	-	-	-
Kentucky	1/16	-	-	-	-	-	-	-	-	-	-	-	-	-	-	-	-	-	-	-	-
Tennessee	1/20	-	-	-	-	-	-	-	-	-	-	-	-	-	-	-	-	-	-	-	-
at Florida	1/24	-	-	-	-	-	-	-	-	-	-	-	-	-	-	-	-	-	-	-	-
Texas Tech	1/27	-	-	-	-	-	-	-	-	-	-	-	-	-	-	-	-	-	-	-	-
Miss. State	1/31	-	-	-	-	-	-	-	-	-	-	-	-	-	-	-	-	-	-	-	-
at Texas A&M	2/3	-	-	-	-	-	-	-	-	-	-	-	-	-	-	-	-	-	-	-	-
at Arkansas	2/6	-	-	-	-	-	-	-	-	-	-	-	-	-	-	-	-	-	-	-	-
Florida	2/10	-	-	-	-	-	-	-	-	-	-	-	-	-	-	-	-	-	-	-	-
at Tennessee	2/13	-	-	-	-	-	-	-	-	-	-	-	-	-	-	-	-	-	-	-	-
Auburn	2/17	-	-	-	-	-	-	-	-	-	-	-	-	-	-	-	-	-	-	-	-
Georgia	2/21	-	-	-	-	-	-	-	-	-	-	-	-	-	-	-	-	-	-	-	-
at Miss. State	2/24	-	-	-	-	-	-	-	-	-	-	-	-	-	-	-	-	-	-	-	-
LSU	2/28	-	-	-	-	-	-	-	-	-	-	-	-	-	-	-	-	-	-	-	-
at Auburn	3/3	-	-	-	-	-	-	-	-	-	-	-	-	-	-	-	-	-	-	-	-
vs. SEC Tourn.	3/7-11	-	-	-	-	-	-	-	-	-	-	-	-	-	-	-	-	-	-	-	-
vs. NCAA Tourn.	3/15-4/2	-	-	-	-	-	-	-	-	-	-	-	-	-	-	-	-	-	-	-	-

## CAREER STATISTICS

Season	GP-GS	Min	Avg	FG	FGA	Pct	3FG	3FGA	Pct	FT	FIA	Pct	Off	Def	Tot	Avg	PF	FO	Ast	TO	Blk	Stl	Pts	Avg
2016-17	28-0	198	7.1	3	12	.250	0	0	.000	5	8	.625	8	18	26	0.9	41	0	2	10	7	2	11	0.4
2017-18	5-0	28	5.6	0	0	.000	0	0	.000	0	0	.000	3	2	5	1.0	6	0	0	4	0	0	0	0.0
<b>Totals</b>	<b>33-0</b>	<b>226</b>	<b>6.8</b>	<b>3</b>	<b>12</b>	<b>.250</b>	<b>0</b>	<b>0</b>	<b>.000</b>	<b>5</b>	<b>8</b>	<b>.625</b>	<b>11</b>	<b>20</b>	<b>31</b>	<b>0.9</b>	<b>47</b>	<b>0</b>	<b>2</b>	<b>14</b>	<b>7</b>	<b>2</b>	<b>11</b>	<b>0.3</b>

## (SEC ONLY)

Season	GP-GS	Min	Avg	FG	FGA	Pct	3FG	3FGA	Pct	FT	FIA	Pct	Off	Def	Tot	Avg	PF	FO	Ast	TO	Blk	Stl	Pts	Avg
2017	14-0	77	5.5	0	2	.000	0	0	.000	0	0	.000	2	7	9	0.6	16	0	1	5	1	1	0	0.0





# #23 EVAN HINSON

SOPHOMORE | GUARD | 6'4" | 240 | 1 LETTER

DELTONA, FLA./DELTONA

## SEASON NOTABLES

- > Also a member of the Gamecock football team, and will join the basketball squad following the end of the football season
- > Saw action in eight contests last season, scoring a season best four points in SEC Tournament action vs. Alabama
- > Dressed for the first time in the 2017-18 season vs. UMASS (Dec. 2) but did not log any minutes
- > Saw first action of the season in win vs. Wyoming (Dec. 6), played two minutes off the bench but did not score
- > Played five minutes off the bench and scored three points in win vs. Coastal Carolina (Dec. 9)

## HINSON'S CAREER HIGHS

### Points

*Career* 4, vs. Alabama (March 10, 2017)  
*Season* 3, vs. Coastal Carolina (Dec. 9, 2017)

### Field Goals

*Career* 2, vs. Alabama (March 10, 2017)  
*Season* 1, vs. Coastal Carolina (Dec. 9, 2017)

### Field Goal Attempts

*Career* 4, vs. Alabama (March 10, 2017)  
*Season* 2, vs. Coastal Carolina (Dec. 9, 2017)

### 3-Point Field Goals

*Career* 1, vs. Tennessee (Feb. 25, 2017)  
*Season* -

### 3-Point Field Goal Attempts

*Career* 2, vs. Alabama (March 10, 2017)  
*Season* -

### Free Throws

*Career* 2, at LSU (Feb. 1, 2017)  
*Season* 1, vs. Coastal Carolina (Dec. 9, 2017)

### Free Throw Attempts

*Career* 2, 2x, last vs. Coastal Carolina (Dec. 9, 2017)  
*Season* 2, vs. Coastal Carolina (Dec. 9, 2017)

### Rebounds

*Career* 2, twice, last vs. Alabama (March 10, 2017)  
*Season* -

### Assists

*Career* 1, vs. Auburn (Jan. 24, 2017)  
*Season* -

### Blocks

*Career* -  
*Season* -

### Steals

*Career* 1, twice, last at LSU (Feb. 1, 2017)  
*Season* -

### Minutes

*Career* 5, 2x, last vs. Coastal Carolina (Dec. 9, 2017)  
*Season* 5, vs. Coastal Carolina (Dec. 9, 2017)

## 2017-18 GAME-BY-GAME STATS

Opponent	Date	GS	Min	FG-FGA	Pct	3FG-FGA	Pct	FT-FTA	Pct	Off	Def	Tot	Avg	PF	FO	A	TO	Blk	Stl	Pts	Avg
at Wofford	11/10	-	-	-	-	-	-	-	-	-	-	-	-	-	-	-	-	-	-	-	-
Western Michigan	11/13	-	-	-	-	-	-	-	-	-	-	-	-	-	-	-	-	-	-	-	-
vs. Illinois State	11/16	-	-	-	-	-	-	-	-	-	-	-	-	-	-	-	-	-	-	-	-
vs. UTEP	11/17	-	-	-	-	-	-	-	-	-	-	-	-	-	-	-	-	-	-	-	-
vs. Western Michigan	11/19	-	-	-	-	-	-	-	-	-	-	-	-	-	-	-	-	-	-	-	-
at FIU	11/27	-	-	-	-	-	-	-	-	-	-	-	-	-	-	-	-	-	-	-	-
vs. Temple	11/30	-	-	-	-	-	-	-	-	-	-	-	-	-	-	-	-	-	-	-	-
UMass	12/2	-	-	-	-	-	-	-	-	-	-	-	-	-	-	-	-	-	-	-	-
Wyoming	12/6	-	2	0-0	.000	0-0	.000	0-0	.000	0	0	0	0.0	-	-	-	-	-	-	-	0.0
Coastal Carolina	12/9	-	5	1-2	.500	0-0	.000	1-2	.500	0	0	0	0.0	1	0	0	1	0	0	3	1.5
at Clemson	12/19	-	2	0-0	.000	0-0	.000	0-0	.000	0	0	0	0.0	2	0	0	0	0	0	0	1.0
Limestone	12/27																				
at Ole Miss	12/31																				
Missouri	1/3																				
Vanderbilt	1/6																				
at Alabama	1/9																				
at Georgia	1/13																				
Kentucky	1/16																				
Tennessee	1/20																				
at Florida	1/24																				
Texas Tech	1/27																				
Miss. State	1/31																				
at Texas A&M	2/3																				
at Arkansas	2/6																				
Florida	2/10																				
at Tennessee	2/13																				
Auburn	2/17																				
Georgia	2/21																				
at Miss. State	2/24																				
LSU	2/28																				
at Auburn	3/3																				
vs. SEC Tourn.	3/7-11																				
vs. NCAA Tourn.	3/15-4/2																				

## CAREER STATISTICS

Season	GP-GS	Min	Avg	FG	FGA	Pct	3FG	3FGA	Pct	FT	FIA	Pct	Off	Def	Tot	Avg	PF	FO	Ast	TO	Blk	Stl	Pts	Avg
2016-17	8-0	21	2.6	3	8	.375	1	5	.200	2	2	1.000	2	3	5	0.6	3	0	1	0	0	2	9	1.1
2017-18	3-0	9	3.0	1	2	.500	0	0	.000	1	2	.500	0	0	0	0.0	4	0	0	1	0	0	3	1.0
<b>Totals</b>	<b>11-0</b>	<b>30</b>	<b>2.7</b>	<b>4</b>	<b>10</b>	<b>.400</b>	<b>1</b>	<b>5</b>	<b>.200</b>	<b>3</b>	<b>4</b>	<b>.750</b>	<b>2</b>	<b>3</b>	<b>5</b>	<b>0.5</b>	<b>7</b>	<b>0</b>	<b>1</b>	<b>1</b>	<b>0</b>	<b>2</b>	<b>12</b>	<b>1.1</b>

## (SEC ONLY)

Season	GP-GS	Min	Avg	FG	FGA	Pct	3FG	3FGA	Pct	FT	FIA	Pct	Off	Def	Tot	Avg	PF	FO	Ast	TO	Blk	Stl	Pts	Avg
2017	5-0	13	2.6	1	4	.250	1	3	.333	2	2	1.000	0	3	3	0.6	3	0	1	0	0	2	5	1.0



# #21 MAIK KOTSAR

SOPHOMORE | FORWARD | 6'10" | 260 | 1 LETTER

TALLIN, ESTONIA/SUNRISE CHRISTIAN ACADEMY

## SEASON NOTABLES

- > Led the Gamecocks with 13 points, including 10 in the second half, in opener at Wofford (Nov. 10); also dished a team high four assists vs. the Terriers
- > Scored 10 points and pulled down six rebounds in win vs. Western Michigan (Nov. 13); also has two steals, one block and an assist
- > Tallied season-high 14 points on 6-of-10 shooting in team's blowout victory over UTEP (Nov. 17), led the team with two steals in the contest, also hit first career 3-pointer in the game
- > Had two steals, four rebounds and six points in win vs. Western Michigan in final game of Puerto Rico Tip-Off (Nov. 19), fourth-straight game with multiple steals
- > Matched career-high with 16 points in road win at FIU (Nov. 27), set career-highs for field goals made (8) and assists (6), also had three steals in 33 minutes
- > Had 12 points thanks to a pair of 3s in the first half in loss vs. Temple (Nov. 30) at Madison Square Garden
- > Had season-high eight rebounds to go alongside eight points in win vs. UMass (Dec. 2, 2017)

## SUPERLATIVES

	'17-18 Season	Career
Double-figure scoring	5	14
Double-doubles	-	1
3+ steals	2	4
Team high scoring*	1	2
Team high rebounding*	-	9
Team high blocks*	3	9

\* led or shared team lead

## KOTSAR'S CAREER HIGHS

### Points

Career 16, 2x, last at FIU (Nov. 27, 2017)

Season 16, at FIU (Nov. 27, 2017)

### Field Goals

Career 8, at FIU (Nov. 27, 2017)

Season 8, at FIU (Nov. 27, 2017)

### Field Goal Attempts

Career 13, 2x, last at FIU (Nov. 27, 2017)

Season 13, at FIU (Nov. 27, 2017)

### 3-Point Field Goals

Career 2, vs. Temple (Nov. 30, 2017)

Season 2, vs. Temple (Nov. 30, 2017)

### 3-Point Field Goal Attempts

Career 2, 3x, last vs. Temple (Nov. 30, 2017)

Season 2, 3x, last vs. Temple (Nov. 30, 2017)

### Free Throws

Career 4, vs. Auburn (Jan. 24, 2017)

Season 3, at Wofford (Nov. 10, 2017)

### Free Throw Attempts

Career 7, vs. Auburn (Jan. 24, 2017)

Season 6, vs. Western Michigan (Nov. 13, 2017)

### Rebounds

Career 11, vs. Lander (Dec. 27, 2016)

Season 8, vs. UMass (Dec. 2, 2017)

### Assists

Career 6, at FIU (Nov. 27, 2017)

Season 6, at FIU (Nov. 27, 2017)

### Blocks

Career 2, 6x, last at Clemson (Dec. 19, 2017)

Season 2, at Clemson (Dec. 19, 2017)

### Steals

Career 4, vs. FIU (Dec. 4, 2016)

Season 3, 2x, last vs. Temple (Dec. 2, 2017)

### Minutes

Career 36, vs. Florida (March 26, 2017)

Season 33, at FIU (Nov. 27, 2017)

## 2017-18 GAME-BY-GAME STATS

Opponent	Date	GS	Min	FG-FGA	Pct	3FG-FGA	Pct	FT-FTA	Pct	Off	Def	Tot	Avg	PF	FO	A	TO	Blk	Stl	Pts	Avg
at Wofford	11/10	*	25	5-10	.500	0-1	.000	3-4	.750	2	1	3	3.0	3	0	4	1	0	1	13	13.0
Western Michigan	11/13	*	29	4-10	.400	0-2	.000	2-6	.333	3	3	6	4.5	2	0	1	2	1	2	10	11.5
vs. Illinois State	11/16	*	22	3-6	.500	0-0	.000	1-2	.500	2	4	6	5.0	5	1	1	4	0	2	7	10.0
vs. UTEP	11/17	*	20	6-10	.600	1-2	.500	1-2	.500	1	1	2	4.3	3	0	0	0	0	2	14	11.0
vs. Western Michigan	11/19	*	29	3-7	.429	0-0	.000	0-3	.000	1	3	4	4.2	3	0	0	1	1	2	6	10.0
at FIU	11/27	*	33	8-13	.615	0-1	.000	0-1	.000	3	3	6	4.5	1	0	6	1	1	3	16	11.0
vs. Temple	11/30	*	32	5-7	.714	2-2	1.000	0-0	.000	3	0	3	4.3	4	0	2	2	0	1	12	11.1
UMass	12/2	*	24	4-8	.500	0-1	.000	0-3	.000	3	5	8	4.8	4	0	1	1	0	3	8	10.8
Wyoming	12/6	*	30	3-8	.375	0-1	.000	0-3	.000	0	4	4	4.7	2	0	2	3	0	1	6	10.2
Coastal Carolina	12/9	*	30	3-7	.429	0-0	.000	0-0	.000	2	2	4	4.6	1	0	2	0	1	0	6	9.8
at Clemson	12/19	*	32	3-5	.600	0-0	.000	0-0	.000	1	5	6	4.7	1	0	0	1	2	1	6	9.5
Limestone	12/27																				
at Ole Miss	12/31																				
Missouri	1/3																				
Vanderbilt	1/6																				
at Alabama	1/9																				
at Georgia	1/13																				
Kentucky	1/16																				
Tennessee	1/20																				
at Florida	1/24																				
Texas Tech	1/27																				
Miss. State	1/31																				
at Texas A&M	2/3																				
at Arkansas	2/6																				
Florida	2/10																				
at Tennessee	2/13																				
Auburn	2/17																				
Georgia	2/21																				
at Miss. State	2/24																				
LSU	2/28																				
at Auburn	3/3																				
vs. SEC Tourn.	3/7-11																				
vs. NCAA Tourn.	3/15-4/2																				

## CAREER STATISTICS

Season	GP-GS	Min	Avg	FG	FGA	Pct	3FG	3FGA	Pct	FT	FIA	Pct	Off	Def	Tot	Avg	PF	FO	Ast	TO	Blk	Stl	Pts	Avg
2016-17	37-33	895	24.2	97	198	.490	0	0	.000	21	53	.396	72	104	176	4.8	117	5	26	44	14	27	215	5.8
2017-18	11-11	306	27.8	47	91	.516	3	10	.300	7	24	.292	21	31	52	4.7	29	1	19	16	6	18	104	9.5
<b>Totals</b>	<b>48-44</b>	<b>1201</b>	<b>25.0</b>	<b>144</b>	<b>289</b>	<b>.498</b>	<b>3</b>	<b>10</b>	<b>.300</b>	<b>28</b>	<b>77</b>	<b>.364</b>	<b>93</b>	<b>135</b>	<b>228</b>	<b>4.8</b>	<b>146</b>	<b>6</b>	<b>45</b>	<b>60</b>	<b>20</b>	<b>45</b>	<b>319</b>	<b>6.6</b>

## (SEC ONLY)

Season	GP-GS	Min	Avg	FG	FGA	Pct	3FG	3FGA	Pct	FT	FIA	Pct	Off	Def	Tot	Avg	PF	FO	Ast	TO	Blk	Stl	Pts	Avg
2017	18-15	417	23.2	32	79	.405	0	0	.000	11	29	.379	32	51	83	4.6	63	3	10	26	9	8	75	4.2



# #25 CHRISTIAN SCHMITT

SOPHOMORE | GUARD | 6'0" | 180 | 1 LETTER

MARS, PA. | MARS AREA HIGH SCHOOL

## SEASON NOTABLES

- > Saw action in five games during rookie season
- > Logged one minute of playing time in team's home opener victory over Western Michigan (Nov. 13)
- > Played three minutes in the team's victory over UTEP (Nov. 17)

## SCHMITT'S CAREER HIGHS

### Points

Career -

Season -

### Field Goals

Career -

Season -

### Field Goal Attempts

Career 1, 2x, last vs. UTEP (Nov. 17, 2017)

Season 1, vs. UTEP (Nov. 17, 2017)

### 3-Point Field Goals

Career -

Season -

### 3-Point Field Goal Attempts

Career 1, 2x, last vs. UTEP (Nov. 17, 2017)

Season 1, vs. UTEP (Nov. 17, 2017)

### Free Throws

Career -

Season -

### Free Throw Attempts

Career -

Season -

### Rebounds

Career -

Season -

### Assists

Career -

Season -

### Blocks

Career -

Season -

### Steals

Career -

Season -

### Minutes

Career 3, 2x, last vs. UTEP (Nov. 17, 2017)

Season 1, vs. UTEP (Nov. 17, 2017)

## 2017-18 GAME-BY-GAME STATS

Opponent	Date	GS	Min	FG-FGA	Pct	3FG-FGA	Pct	FT-FTA	Pct	Off	Def	Tot	Avg	PF	FO	A	TO	Blk	Stl	Pts	Avg	
at Wofford	11/10	-	-	-	-	-	-	-DNP - Coaches Decision	-	-	-	-	-	-	-	-	-	-	-	-	-	-
Western Michigan	11/13	-	1	0-0	.000	0-0	.000	0-0	.000	0	0	0	0.0	0	0	0	0	0	0	0	0	0.0
vs. Illinois State	11/16	-	-	-	-	-	-	-DNP Coaches Decision-	-	-	-	-	-	-	-	-	-	-	-	-	-	-
vs. UTEP	11/17	-	3	0-1	.000	0-1	.000	0-0	.000	0	0	0	0.0	0	0	0	0	0	0	0	0	0.0
vs. Western Michigan	11/19	-	-	-	-	-	-	-DNP Coaches Decision-	-	-	-	-	-	-	-	-	-	-	-	-	-	-
at FIU	11/27	-	-	-	-	-	-	-DNP Coaches Decision-	-	-	-	-	-	-	-	-	-	-	-	-	-	-
vs. Temple	11/30	-	-	-	-	-	-	-DNP Coaches Decision-	-	-	-	-	-	-	-	-	-	-	-	-	-	-
UMass	12/2	-	-	-	-	-	-	-DNP Coaches Decision-	-	-	-	-	-	-	-	-	-	-	-	-	-	-
Wyoming	12/6	-	-	-	-	-	-	-DNP Coaches Decision-	-	-	-	-	-	-	-	-	-	-	-	-	-	-
Coastal Carolina	12/9	-	-	-	-	-	-	-DNP Coaches Decision-	-	-	-	-	-	-	-	-	-	-	-	-	-	-
at Clemson	12/19	-	-	-	-	-	-	-DNP Coaches Decision-	-	-	-	-	-	-	-	-	-	-	-	-	-	-
Limestone	12/27																					
at Ole Miss	12/31																					
Missouri	1/3																					
Vanderbilt	1/6																					
at Alabama	1/9																					
at Georgia	1/13																					
Kentucky	1/16																					
Tennessee	1/20																					
at Florida	1/24																					
Texas Tech	1/27																					
Miss. State	1/31																					
at Texas A&M	2/3																					
at Arkansas	2/6																					
Florida	2/10																					
at Tennessee	2/13																					
Auburn	2/17																					
Georgia	2/21																					
at Miss. State	2/24																					
LSU	2/28																					
at Auburn	3/3																					
vs. SEC Tourn.	3/7-11																					
vs. NCAA Tourn.	3/15-4/2																					

## CAREER STATISTICS

Season	GP-GS	Min	Avg	FG	FGA	Pct	3FG	3FGA	Pct	FT	FIA	Pct	Off	Def	Tot	Avg	PF	FO	Ast	TO	Blk	Stl	Pts	Avg
2016-17	5-0	7	1.4	0	1	.000	0	1	.000	0	0	.000	0	0	0	0.0	1	0	0	2	0	0	0	0.0
2017-18	2-0	4	2.0	0	1	.000	0	1	.000	0	0	.000	0	0	0	0.0	0	0	0	0	0	0	0	0.0
<b>Totals</b>	<b>7-0</b>	<b>11</b>	<b>1.6</b>	<b>0</b>	<b>2</b>	<b>.000</b>	<b>0</b>	<b>2</b>	<b>.000</b>	<b>0</b>	<b>0</b>	<b>.000</b>	<b>0</b>	<b>0</b>	<b>0</b>	<b>0.0</b>	<b>1</b>	<b>0</b>	<b>0</b>	<b>2</b>	<b>0</b>	<b>0</b>	<b>0</b>	<b>0.0</b>

## (SEC ONLY)

Season	GP-GS	Min	Avg	FG	FGA	Pct	3FG	3FGA	Pct	FT	FIA	Pct	Off	Def	Tot	Avg	PF	FO	Ast	TO	Blk	Stl	Pts	Avg
2017	1-0	1	1.0	0	0	.000	0	0	.000	0	0	.000	0	0	0	0.0	0	0	0	0	0	0	0	0.0



# #0 DAVID BEATTY

FRESHMAN | GUARD | 6'2" | 205 | HS

PHILADELPHIA, PA. | IMHOTEP INSTITUTE CHARTER H.S.

## SEASON NOTABLES

- > Scored eight points with three rebounds in exhibition vs. Erskine (Oct. 30)
- > Tallied six points, hitting a pair of 3s, with two assists in Gamecock debut at Wofford (Nov. 10)
- > Scored seven points, adding two assists and a steal in home opener win over Western Michigan (Nov. 13)
- > Played 15 minutes off the bench with seven points and two rebounds in loss vs. Illinois State (Nov. 16)
- > Matched season-high with two assists in 16 minutes of action vs. UTEP (Nov. 17)
- > Scored career-high 13 points in loss vs. Temple (Nov. 30, 2017) at Madsion Square Garden, played a career-high 23 minutes off the bench and went 6-for-11 from the floor

## BEATTY'S SEASON HIGHS

### Points

13, vs. Temple (Nov. 30, 2017)

### Field Goals

6, vs. Temple (Nov. 30, 2017)

### Field Goal Attempts

11, vs. Temple (Nov. 30, 2017)

### 3-Point Field Goals

2, at Wofford (Nov. 10, 2017)

### 3-Point Field Goal Attempts

5, vs. Temple (Nov. 30, 2017)

### Free Throws

2, 2x, last vs. Illinois State (Nov. 16, 2017)

### Free Throw Attempts

2, 3x, last at Clemson (Dec. 19, 2017)

### Rebounds

2, 2x, last at Clemson (Dec. 19, 2017)

### Assists

2, 4x, last vs. Temple (Nov. 30, 2017)

### Blocks

1, vs. Temple (Nov. 30, 2017)

### Steals

1, 3x, last vs. Temple (Nov. 30, 2017)

### Minutes

23, vs. Temple (Nov. 30, 2017)

## 2017-18 GAME-BY-GAME STATS

Opponent	Date	GS	Min	FG-FGA	Pct	3FG-FGA	Pct	FT-FTA	Pct	Off	Def	Tot	Avg	PF	FO	A	TO	Blk	Stl	Pts	Avg
at Wofford	11/10	-	19	2-6	.333	2-4	.500	0-0	.000	0	0	0	0.0	2	0	2	1	0	0	6	6.0
Western Michigan	11/13	-	21	2-7	.286	1-2	.500	2-2	1.000	0	0	0	0.0	1	0	2	1	0	1	7	6.5
vs. Illinois State	11/16	-	15	2-6	.333	1-2	.500	2-2	1.000	0	2	2	0.6	5	1	0	0	0	0	7	6.7
vs. UTEP	11/17	-	16	1-5	.200	0-3	.000	0-0	.000	0	2	2	1.0	0	0	2	0	0	1	2	5.5
vs. Western Michigan	11/19	-	5	0-1	.000	0-1	.000	0-0	.000	1	0	1	1.0	2	0	1	1	0	0	0	4.0
at FIU	11/27	-	4	0-1	.000	0-1	.000	0-0	.000	0	0	0	0.8	0	0	0	0	0	0	0	3.7
vs. Temple	11/30	-	23	6-11	.545	1-5	.200	0-0	.000	0	0	0	0.7	3	0	2	1	1	1	13	5.0
UMass	12/2	-	6	0-1	.000	0-0	.000	0-0	.000	0	0	0	0.6	1	0	0	0	0	0	0	4.4
Wyoming	12/6	-	7	0-2	.000	0-1	.000	0-0	.000	0	1	1	0.7	2	0	1	1	0	0	0	3.9
Coastal Carolina	12/9	-	-	-	-	-	-	-	-	-	-	-	0.7	-	-	-	-	-	-	-	3.9
at Clemson	12/19	-	14	2-5	.400	0-2	.000	1-2	.500	0	0	0	0.6	1	0	0	0	0	1	5	4.0
Limestone	12/27																				
at Ole Miss	12/31																				
Missouri	1/3																				
Vanderbilt	1/6																				
at Alabama	1/9																				
at Georgia	1/13																				
Kentucky	1/16																				
Tennessee	1/20																				
at Florida	1/24																				
Texas Tech	1/27																				
Miss. State	1/31																				
at Texas A&M	2/3																				
at Arkansas	2/6																				
Florida	2/10																				
at Tennessee	2/13																				
Auburn	2/17																				
Georgia	2/21																				
at Miss. State	2/24																				
LSU	2/28																				
at Auburn	3/3																				
vs. SEC Tourn.	3/7-11																				
vs. NCAA Tourn.	3/15-4/2																				

## CAREER STATISTICS

Season	GP-GS	Min	Avg	FG	FGA	Pct	3FG	3FGA	Pct	FT	FIA	Pct	Off	Def	Tot	Avg	PF	FO	Ast	TO	Blk	Stl	Pts	Avg
2017-18	10-0	129	12.9	15	45	.333	5	21	.238	5	6	.833	1	5	6	0.6	17	1	10	5	1	4	40	4.0

## (SEC ONLY)

Season	GP-GS	Min	Avg	FG	FGA	Pct	3FG	3FGA	Pct	FT	FIA	Pct	Off	Def	Tot	Avg	PF	FO	Ast	TO	Blk	Stl	Pts	Avg
2018																								





# #33 JASON CUDD

FRESHMAN | FORWARD | 7'1" | 255 | HS

MYRTLE BEACH, S.C. | SOCASTEE

## SEASON NOTABLES

- > Tallied three points with a pair of rebounds and a block in Hoops 4 Hurricane Relief exhibition vs. Virginia Tech (Nov. 5)
- > Saw action in opener at Wofford (Nov. 10)
- > Played two minutes in home-opening victory over MAC favorite Western Michigan (Nov. 13)
- > Scored first collegiate points after sinking a pair of free throws in win over UTEP (Nov. 17), also pulled down three rebounds in six minutes of work
- > Logged career-high nine minutes in win vs. UMass (Dec. 2), posted first collegiate assist in the contest

## CUDD'S SEASON HIGHS

### Points

2, vs. UTEP (Nov. 17, 2017)

### Field Goals

-

### Field Goal Attempts

1, vs. UTEP (Nov. 17, 2017)

### 3-Point Field Goals

-

### 3-Point Field Goal Attempts

-

### Free Throws

2, 2x, last vs. Temple (Nov. 30, 2017)

### Free Throw Attempts

2, 2x, last vs. Temple (Nov. 30, 2017)

### Rebounds

3, vs. UTEP (Nov. 17, 2017)

### Assists

1, vs. UMass (Dec. 2, 2017)

### Blocks

-

### Steals

-

### Minutes

9, vs. UMass (Dec. 2, 2017)

## 2017-18 GAME-BY-GAME STATS

Opponent	Date	GS	Min	FG-FGA	Pct	3FG-FGA	Pct	FT-FTA	Pct	Off	Def	Tot	Avg	PF	FO	A	TO	Blk	Stl	Pts	Avg
at Wofford	11/10	-	1	0-0	.000	0-0	.000	0-0	.000	0	0	0	0.0	0	0	0	0	0	0	0	0.0
Western Michigan	11/13	-	2	0-0	.000	0-0	.000	0-0	.000	0	0	0	0.0	1	0	0	1	0	0	0	0.0
vs. Illinois State	11/16	-	-	-	-	-	-	-	-	-	-	-	0.0	-	-	-	-	-	-	-	0.0
vs. UTEP	11/17	-	6	0-1	.000	0-0	.000	2-2	1.000	1	2	3	1.0	3	0	0	0	0	0	2	0.5
vs. Western Michigan	11/19	-	-	-	-	-	-	-	-	-	-	-	1.0	-	-	-	-	-	-	-	0.7
at FIU	11/27	-	-	-	-	-	-	-	-	-	-	-	1.0	-	-	-	-	-	-	-	0.7
vs. Temple	11/30	-	1	0-0	.000	0-0	.000	2-2	1.000	0	1	1	1.0	0	0	0	0	0	0	2	1.0
UMass	12/2	-	9	0-0	.000	0-0	.000	0-0	.000	0	0	0	0.8	0	0	1	1	0	0	0	0.8
Wyoming	12/6	-	1	0-0	.000	0-0	.000	0-0	.000	0	0	0	0.7	0	0	0	0	0	0	0	0.7
Coastal Carolina	12/9	-	-	-	-	-	-	-	-	-	-	-	0.7	-	-	-	-	-	-	-	0.7
at Clemson	12/19	-	-	-	-	-	-	-	-	-	-	-	0.7	-	-	-	-	-	-	-	0.7
Limestone	12/27																				
at Ole Miss	12/31																				
Missouri	1/3																				
Vanderbilt	1/6																				
at Alabama	1/9																				
at Georgia	1/13																				
Kentucky	1/16																				
Tennessee	1/20																				
at Florida	1/24																				
Texas Tech	1/27																				
Miss. State	1/31																				
at Texas A&M	2/3																				
at Arkansas	2/6																				
Florida	2/10																				
at Tennessee	2/13																				
Auburn	2/17																				
Georgia	2/21																				
at Miss. State	2/24																				
LSU	2/28																				
at Auburn	3/3																				
vs. SEC Tourn.	3/7-11																				
vs. NCAA Tourn.	3/15-4/2																				

## CAREER STATISTICS

Season	GP-GS	Min	Avg	FG	FGA	Pct	3FG	3FGA	Pct	FT	FTA	Pct	Off	Def	Tot	Avg	PF	FO	Ast	TO	Blk	Stl	Pts	Avg
2017-18	6-0	20	3.3	0	1	.000	0	0	.000	4	4	1.000	1	3	4	0.7	4	0	1	2	0	0	4	0.7

## (SEC ONLY)

Season	GP-GS	Min	Avg	FG	FGA	Pct	3FG	3FGA	Pct	FT	FTA	Pct	Off	Def	Tot	Avg	PF	FO	Ast	TO	Blk	Stl	Pts	Avg
2018																								



# #14 IBRAHIM FAMOUKE DOUMBIA

FRESHMAN | FORWARD | 6'6" | 205 | HS

BAMAKO, MALI | MIAMI COUNTRY DAY SCHOOL

## SEASON NOTABLES

- > Tallied four points and collected four rebounds with a block in exhibition vs. Erskine (Oct. 30), before adding two points with an assist in Hoops 4 Hurricane Relif exhibition vs. Virginia Tech (Nov. 5)
- > Saw action in opener at Wofford (Nov. 10), pulling down two rebounds in just two minutes
- > Played two minutes in team's home-opening victory over Western Michigan (Nov. 13)
- > Scored two points (first collegiate basket) in five minutes of action in loss vs. Illinois State (Nov. 16)

## FAMOUKE DOUMBIA'S SEASON HIGHS

### Points

2, vs. Illinois State (Nov. 16, 2017)

### Field Goals

1, vs. Illinois State (Nov. 16, 2017)

### Field Goal Attempts

1, 2x, last vs. Illinois State (Nov. 16, 2017)

### 3-Point Field Goals

-

### 3-Point Field Goal Attempts

-

### Free Throws

-

### Free Throw Attempts

-

### Rebounds

2, at Wofford (Nov. 10, 2017)

### Assists

-

### Blocks

-

### Steals

-

### Minutes

5, vs. Illinois State (Nov. 16, 2017)

## 2017-18 GAME-BY-GAME STATS

Opponent	Date	GS	Min	FG-FGA	Pct	3FG-FGA	Pct	FT-FTA	Pct	Off	Def	Tot	Avg	PF	FO	A	TO	Blk	Stl	Pts	Avg	
at Wofford	11/10	-	2	0-1	.000	0-0	.000	0-0	.000	0	2	2	2.0	0	0	0	0	0	0	0	0	0.0
Western Michigan	11/13	-	2	0-0	.000	0-0	.000	0-0	.000	0	0	0	1.0	0	0	0	0	0	0	0	0	0.0
vs. Illinois State	11/16	-	5	1-1	1.000	0-0	.000	0-0	.000	0	0	0	0.7	2	0	0	0	0	0	0	2	0.7
vs. UTEP	11/17	-	3	0-0	.000	0-0	.000	0-0	.000	0	0	0	0.5	1	0	0	0	0	0	0	0	0.5
vs. Western Michigan	11/19	-	-	-	-	-	-	DNP	Coaches Decision	-	-	-	0.5	-	-	-	-	-	-	-	-	0.5
at FIU	11/27	-	1	0-0	.000	0-0	.000	0-0	.000	0	0	0	0.4	0	0	0	0	0	0	0	0	0.4
vs. Temple	11/30	-	-	-	-	-	-	DNP	Coaches Decision	-	-	-	0.4	-	-	-	-	-	-	-	-	0.4
UMass	12/2	-	-	-	-	-	-	DNP	Coaches Decision	-	-	-	0.4	-	-	-	-	-	-	-	-	0.4
Wyoming	12/6	-	1	0-0	.000	0-0	.000	0-0	.000	0	1	1	0.5	0	0	0	0	0	0	0	0	0.3
Coastal Carolina	12/9	-	-	-	-	-	-	DNP	Coaches Decision	-	-	-	0.5	-	-	-	-	-	-	-	-	0.3
at Clemson	12/19	-	-	-	-	-	-	DNP	Coaches Decision	-	-	-	0.5	-	-	-	-	-	-	-	-	0.3
Limestone	12/27																					
at Ole Miss	12/31																					
Missouri	1/3																					
Vanderbilt	1/6																					
at Alabama	1/9																					
at Georgia	1/13																					
Kentucky	1/16																					
Tennessee	1/20																					
at Florida	1/24																					
Texas Tech	1/27																					
Miss. State	1/31																					
at Texas A&M	2/3																					
at Arkansas	2/6																					
Florida	2/10																					
at Tennessee	2/13																					
Auburn	2/17																					
Georgia	2/21																					
at Miss. State	2/24																					
LSU	2/28																					
at Auburn	3/3																					
vs. SEC Tourn.	3/7-11																					
vs. NCAA Tourn.	3/15-4/2																					

## CAREER STATISTICS

Season	GP-GS	Min	Avg	FG	FGA	Pct	3FG	3FGA	Pct	FT	FTA	Pct	Off	Def	Tot	Avg	PF	FO	Ast	TO	Blk	Stl	Pts	Avg
2017-18	6-0	14	2.3	1	2	.500	0	0	.000	0	0	.000	0	3	3	0.5	3	0	0	0	0	0	2	0.3

## (SEC ONLY)

Season	GP-GS	Min	Avg	FG	FGA	Pct	3FG	3FGA	Pct	FT	FTA	Pct	Off	Def	Tot	Avg	PF	FO	Ast	TO	Blk	Stl	Pts	Avg
2018																								



# #13 FELIPE HAASE

FRESHMAN | FORWARD | 6'9" | 249 | HS

OSORNO, CHILE | MIAMI (FLA.) CHRISTIAN SCHOOL

## SEASON NOTABLES

- > Pulled down a game high 12 rebounds, adding four points, three assists and two steals in exhibition vs. Erskine (Oct. 30)
- > Tallied nine points, with seven rebounds and three assists in Hoops 4 Hurricane Relief exhibition vs. Virginia Tech (Nov. 5)
- > Saw action in opener at Wofford (Nov. 10), scoring 10 points, hitting a pair of 3s, with five rebounds
- > Finished with seven points, nine rebounds and a team-high three assists in win over Western Michigan (Nov. 13)
- > Played career-high 29 minutes in loss vs. Illinois State (Nov. 16), scoring five points with four rebounds, also had an assist and his first collegiate steal and block
- > Had seven points, seven rebounds and a steal in 24 minutes of action in victory over UTEP (Nov. 17)
- > Dropped 10 points with five rebounds, an assist and a steal in 26 minutes in win vs. Western Michigan (Nov. 19) in final game of the Puerto Rico Tip-Off, went 2-for-4 from behind the arc
- > Recorded first career double-double with 11 points and 10 rebounds in win vs. UMass (Dec. 2)
- > Went 7-for-12 from the field en route to scoing new career-high 17 points vs. Wyoming (Dec. 6), was just shy of notching double-double as he finished with nine rebounds, hit season-high three 3s and tied for team lead with three assists in 22 minutes of action

## HAASE'S SEASON HIGHS

### Points

17, vs. Wyoming (Dec. 6, 2017)

### Field Goals

7, vs. Wyoming (Dec. 6, 2017)

### Field Goal Attempts

12, vs. Wyoming (Dec. 6, 2017)

### 3-Point Field Goals

3, vs. Wyoming (Dec. 6, 2017)

### 3-Point Field Goal Attempts

7, vs. Wyoming (Dec. 6, 2017)

### Free Throws

4, vs. Western Michigan (Nov. 13, 2017)

### Free Throw Attempts

4, 2x, last vs. UMass (Dec. 2, 2017)

### Rebounds

10, vs. UMass (Dec. 2, 2017)

### Assists

3, 2x, last vs. Wyoming (Dec. 6, 2017)

### Blocks

1, 2x, last vs. UMass (Dec. 2, 2017)

### Steals

2, 2x, last vs. UMass (Dec. 2, 2017)

### Minutes

29, 2x, last vs. UMass (Dec. 2, 2017)

## 2017-18 GAME-BY-GAME STATS

Opponent	Date	GS	Min	FG-FGA	Pct	3FG-FGA	Pct	FT-FTA	Pct	Off	Def	Tot	Avg	PF	FO	A	TO	Blk	Stl	Pts	Avg
at Wofford	11/10	-	23	4-6	.667	2-3	.667	0-1	.000	1	4	5	5.0	2	0	0	0	0	0	10	10.0
Western Michigan	11/13	-	25	1-3	.333	1-3	.333	4-6	.667	2	7	9	7.0	2	0	3	2	0	0	7	8.5
vs. Illinois State	11/16	-	29	2-6	.333	1-1	1.000	0-0	.000	0	4	4	6.0	2	0	1	0	1	1	5	7.3
vs. UTEP	11/17	-	24	3-7	.429	1-3	.333	0-0	.000	2	5	7	6.3	2	0	0	0	0	1	7	7.3
vs. Western Michigan	11/19	-	26	3-5	.600	2-4	.500	2-2	1.000	1	4	5	6.0	3	0	1	2	0	1	10	7.8
at FIU	11/27	-	9	2-5	.400	0-1	.000	0-0	.000	0	1	1	5.2	2	0	0	5	0	0	4	7.2
vs. Temple	11/30	-	18	0-2	.000	0-2	.000	1-2	.500	0	1	1	4.6	0	0	0	2	0	2	1	6.3
UMass	12/2	-	29	4-9	.444	0-2	.000	3-4	.750	1	9	10	5.3	1	0	0	2	1	2	11	6.9
Wyoming	12/6	-	22	7-12	.583	3-7	.429	0-0	.000	2	7	9	5.7	0	0	3	1	0	0	17	8.0
Coastal Carolina	12/9	-	14	3-4	.750	0-1	.000	1-1	1.000	1	4	5	5.6	0	0	0	2	0	0	7	7.9
at Clemson	12/19	-	22	1-5	.200	0-3	.000	0-0	.000	0	2	2	5.3	0	0	0	1	0	0	2	7.4
Limestone	12/27																				
at Ole Miss	12/31																				
Missouri	1/3																				
Vanderbilt	1/6																				
at Alabama	1/9																				
at Georgia	1/13																				
Kentucky	1/16																				
Tennessee	1/20																				
at Florida	1/24																				
Texas Tech	1/27																				
Miss. State	1/31																				
at Texas A&M	2/3																				
at Arkansas	2/6																				
Florida	2/10																				
at Tennessee	2/13																				
Auburn	2/17																				
Georgia	2/21																				
at Miss. State	2/24																				
LSU	2/28																				
at Auburn	3/3																				
vs. SEC Tourn.	3/7-11																				
vs. NCAA Tourn.	3/15-4/2																				

## CAREER STATISTICS

Season	GP-GS	Min	Avg	FG	FGA	Pct	3FG	3FGA	Pct	FT	FTA	Pct	Off	Def	Tot	Avg	PF	FO	Ast	TO	Blk	Stl	Pts	Avg
2017-18	11-0	241	21.9	30	64	.469	10	30	.333	11	16	.688	10	48	58	5.3	14	0	8	17	2	7	81	7.4

## (SEC ONLY)

Season	GP-GS	Min	Avg	FG	FGA	Pct	3FG	3FGA	Pct	FT	FTA	Pct	Off	Def	Tot	Avg	PF	FO	Ast	TO	Blk	Stl	Pts	Avg
2018																								



# #10 JUSTIN MINAYA

FRESHMAN | FORWARD | 6'5" | 210 | HS

HARRINGTON PARK, N.J. | NORTHERN VALLEY AT OLD TAPPAN

## SEASON NOTABLES

- > Scored 13 points, while collecting four rebounds in exhibition vs. Erskine (Oct. 30), and tallied nine points with four rebounds in the Hoops 4 Hurricane Relief exhibition vs. Virginia Tech (Nov. 5)
- > Earned the start in Gamecock debut at Wofford (Nov. 10), scoring six points with two assists and a block
- > Scored five points with five rebounds and two assists in team's home-opening victory vs. Western Mich. (Nov. 13)
- > Posted nine points with a career-high eight rebounds in loss vs. Illinois State (Nov. 16)
- > Scored career-high 14 points on 4-of-7 shooting in victory over UTEP (Nov. 17), knocked down season-high three triples and had three assists and a steal in 28 minutes
- > Had nine points, three rebounds, two blocks and a steal in win over Western Michigan (Nov. 19) in the final game of the Puerto Rico Tip-Off, played 30-plus minutes for the first time in his career
- > Led team in minutes (36) and scored 13 points in road victory at FIU (Nov. 27), went 3-for-6 from behind the arc and had four rebounds, two assists and a steal
- > Dropped 11 points with seven rebounds and a pair of steals in loss vs. Temple (Nov. 30) at Madison Square Gardem
- > Had breakout game, leading the team with a new career-high 17 points in win vs. UMass (Dec. 2), played team-high 33 minutes and also had four rebounds
- > Finished with 11 points in win vs. Wyoming (Dec. 6) for fourth-straight game in double figures
- > Recorded 13 points, his fifth consecutive game in double-figures, in win vs. Coastal Carolina (Dec. 9)

## MINAYA'S SEASON HIGHS

### Points

17, vs. UMass (Dec. 2, 2017)

### Field Goals

6, vs. UMass (Dec. 2, 2017)

### Field Goal Attempts

11, 2x, last vs. UMass (Dec. 2, 2017)

### 3-Point Field Goals

3, 2x, last at FIU (Nov. 27, 2017)

### 3-Point Field Goal Attempts

6, at FIU (Nov. 27, 2017)

### Free Throws

4, 3x, last vs. UMass (Dec. 2, 2017)

### Free Throw Attempts

6, 2x, last vs. UMass (Dec. 2, 2017)

### Rebounds

9, vs. Illinois State (Nov. 16, 2017)

### Assists

3, vs. UTEP (Nov. 17, 2017)

### Blocks

2, vs. Western Michigan (Nov. 19, 2017)

### Steals

2, 2x, Wyoming (Dec. 6, 2017)

### Minutes

36, at FIU (Nov. 27, 2017)

## SUPERLATIVES

'17-18 Season Career  
Double-figure scoring 6 6

\* led or shared team lead

## 2017-18 GAME-BY-GAME STATS

Opponent	Date	GS	Min	FG-FGA	Pct	3FG-FGA	Pct	FT-FTA	Pct	Off	Def	Tot	Avg	PF	FO	A	TO	Blk	Stl	Pts	Avg
at Wofford	11/10	*	24	2-5	.400	1-2	.500	1-1	1.000	2	2	4	4.0	1	0	2	2	1	0	6	6.0
Western Michigan	11/13	*	22	2-8	.250	0-4	.000	1-3	.333	2	3	5	4.5	3	0	2	0	0	0	5	5.5
vs. Illinois State	11/16	*	24	2-9	.222	1-5	.200	4-6	.667	3	5	8	5.7	4	0	1	1	0	0	9	6.7
vs. UTEP	11/17	*	28	4-7	.571	3-5	.600	3-4	.750	2	1	3	5.0	1	0	3	3	0	1	14	8.5
vs. Western Michigan	11/19	*	33	4-9	.444	1-4	.250	0-0	.000	1	2	3	4.6	1	0	0	2	2	1	9	8.6
at FIU	11/27	*	36	5-11	.455	3-6	.500	0-0	.000	1	3	4	4.5	3	0	2	1	0	1	13	9.3
vs. Temple	11/30	*	28	3-7	.429	1-3	.333	4-4	1.000	1	6	7	4.9	0	0	0	2	0	2	11	9.6
UMass	12/2	*	33	6-11	.545	1-4	.250	4-6	.667	1	3	4	4.8	1	0	1	2	0	0	17	10.5
Wyoming	12/6	*	23	4-8	.500	2-3	.667	1-2	.500	1	2	3	4.6	4	0	0	2	1	2	11	10.6
Coastal Carolina	12/9	*	33	4-9	.444	3-7	.429	2-2	1.000	2	2	4	4.5	2	0	1	4	0	1	13	10.8
at Clemson	12/19	*	29	0-6	.000	0-1	.000	0-0	.000	3	2	5	4.5	1	0	1	2	0	0	0	9.8
Limestone	12/27																				
at Ole Miss	12/31																				
Missouri	1/3																				
Vanderbilt	1/6																				
at Alabama	1/9																				
at Georgia	1/13																				
Kentucky	1/16																				
Tennessee	1/20																				
at Florida	1/24																				
Texas Tech	1/27																				
Miss. State	1/31																				
at Texas A&M	2/3																				
at Arkansas	2/6																				
Florida	2/10																				
at Tennessee	2/13																				
Auburn	2/17																				
Georgia	2/21																				
at Miss. State	2/24																				
LSU	2/28																				
at Auburn	3/3																				
vs. SEC Tourn.	3/7-11																				
vs. NCAA Tourn.	3/15-4/2																				

## CAREER STATISTICS

Season	GP-GS	Min	Avg	FG	FGA	Pct	3FG	3FGA	Pct	FT	FIA	Pct	Off	Def	Tot	Avg	PF	FO	Ast	TO	Blk	Stl	Pts	Avg
2017-18	11-11	313	28.5	36	90	.400	16	44	.364	20	28	.714	19	31	50	4.5	21	0	13	21	4	8	108	9.8

## (SEC ONLY)

Season	GP-GS	Min	Avg	FG	FGA	Pct	3FG	3FGA	Pct	FT	FIA	Pct	Off	Def	Tot	Avg	PF	FO	Ast	TO	Blk	Stl	Pts	Avg
2018																								



## THE LAST TIME IN SOUTH CAROLINA BASKETBALL

### AN INDIVIDUAL ...

<b>Scored 20 or more points:</b>	South Carolina: Chris Silva (26), at FIU, Nov. 27, 2017, in Miami Opponent: Marcquise Reed (25), Clemson, Dec. 19, 2017, in Clemson, S.C.
<b>Scored 30 or more points:</b>	South Carolina: Sindarius Thornwell (44), vs. Alabama, Feb. 7, 2017, in Columbia, S.C. Opponent: Kevin Punter (36), Tennessee, Jan. 23, 2016 in Knoxville, Tenn.
<b>Scored 35 or more points:</b>	South Carolina: Sindarius Thornwell (44) vs. Alabama, Feb. 7, 2017, in Columbia, S.C. Opponent: Kevin Punter (36), Tennessee, Jan. 23, 2016 in Knoxville, Tenn.
<b>Scored 40 or more points:</b>	South Carolina: Sindarius Thornwell (44), vs. Alabama, Feb. 7, 2017, in Columbia, S.C. Opponent: Austin Carr (43), Notre Dame, Dec. 30, 1969 in New Orleans, La.
<b>Collected 20 or more rebounds:</b>	South Carolina: Sindarius Thornwell (21), vs. Alabama, Feb. 7, 2017, in Columbia, S.C. Opponent: Ekpe Udoh (20), Baylor, Jan. 2, 2010 in Columbia, S.C.
<b>Collected 15 or more rebounds:</b>	South Carolina: Sindarius Thornwell (21), vs. Alabama, Feb. 7, 2017, in Columbia, S.C. Opponent: Amile Jefferson (15), Duke, March 19, 2017, in Greenville, S.C.
<b>Made 12 or more field goals:</b>	South Carolina: Laimonas Chatkevicius (15), vs. High Point, March 15, 2016, in Columbia, S.C. Opponent: Michael Frazier II (12), Florida, March 4, 2014 in Columbia, S.C.
<b>Made 10 or more field goals:</b>	South Carolina: Chris Silva (10), at FIU, Nov. 27, 2017, in Miami Opponent: Luwane Pipkins (10), UMass, Dec. 2, 2017, in Columbia, S.C.
<b>Attempted 20 or more field goals:</b>	South Carolina: Sindarius Thornwell (25) & PJ Dozier (24), vs. Alabama, Feb. 7, 2017, in Columbia, S.C. Opponent: Luwane Pipkins (20), UMass, Dec. 2, 2017, in Columbia, S.C.
<b>Attempted 25 or more field goals:</b>	South Carolina: Sindarius Thornwell, 25, vs. Alabama, Feb. 7, 2017 in Columbia, S.C. Opponent: Kemmy Burgess (Alaska-Anchorage), 26, Nov. 24, 2005 in Anchorage, Alaska
<b>Dished 10 or more assists:</b>	South Carolina: Devan Downey, 11, vs. LSU, March 13, 2008 in Atlanta, Ga. Opponent: 11, Jabril Durham, Arkansas, March 5, 2016 in Fayetteville, Ark.
<b>Swiped 5 or more steals:</b>	South Carolina: Sindarius Thornwell, 5, vs. Texas A&M, Jan. 7, 2017 in Columbia, S.C. Opponent: 6, Thomas Wilder, Western Michigan, Nov. 13, 2017 in Columbia, S.C.
<b>Blocked 5 or more shots:</b>	South Carolina: Chris Silva (5), vs. FIU, Dec. 4, 2016 in Columbia, S.C. Opponent: Elijah Thomas (5), Clemson, Dec. 19, 2017, in Clemson, S.C.
<b>Made 5 or more 3-point field goals:</b>	South Carolina: Duane Notice (5), vs. Tennessee, Feb. 25, 2017, in Columbia, S.C. Opponent: Marcquise Reed (5), Clemson, Dec. 19, 2017, in Clemson, S.C.
<b>Attempted 8 or more 3-point field goals:</b>	South Carolina: Frank Booker (8), at FIU, Nov. 27, 2017, in Miami Opponent: Marcquise Reed (9), Clemson, Dec. 19, 2017, in Clemson, S.C.
<b>Made 10 or more free throws:</b>	South Carolina: Chris Silva (10), vs. Coastal Carolina, Dec. 9, 2017, in Columbia, S.C. Opponent: Justin James (11), Wyoming, Dec. 6, 2017, in Columbia, S.C.
<b>Attempted 15 or more free throws:</b>	South Carolina: Sindarius Thornwell (16), at Ole Miss, March 4, 2017, in Oxford, Miss. Opponent: Milik Yarbrough (18), Illinois State, Nov. 16, 2017, in Myrtle Beach, S.C.
<b>Played all 40 minutes of regulation:</b>	South Carolina: Duane Notice, vs. Texas A&M, Feb. 21, 2015 in Columbia, S.C. Opponent: Frank Sullivan, Auburn, Jan. 12, 2013 in Columbia, S.C.
<b>A player hit a last-second shot (within 3 seconds) to win a game:</b>	South Carolina: PJ Dozier (Buzzer Beater), vs. Monmouth, Nov. 15, 2016, in Columbia, S.C. Opponent: JJ Frazier (Free Throws), Georgia, March 11, 2016 in Nashville, Tenn.
<b>A player had a double-double:</b>	South Carolina: Chris Silva (19 points, 10 rebounds), vs. Wyoming, Dec. 6, 2017, in Columbia, S.C. Opponent: Justin James (20 points, 12 rebounds), Wyoming, Dec. 6, 2017, in Columbia, S.C.
<b>Two or more players had a double-double:</b>	South Carolina: Michael Carrera (11 points, 10 rebounds), Sindarius Thornwell (18 points, 11 rebounds), at Georgia, Feb. 2, 2016, in Athens, Ga. Opponent: Sebastain Saiz (21 points, 15 rebounds), Justas Furmanavicius (12 points, 10 rebounds), Ole Miss, March 4, 2017, in Oxford, Miss.
<b>A player had a triple-double:</b>	South Carolina: Sam Muldrow (16 points, 14 rebounds, 10 blocks) vs. Vanderbilt, Jan. 8, 2011 in Columbia, S.C. *** Only second triple-double in South Carolina history (Chuck Eidson (25 points, 10 rebounds, 10 assists) vs. SC State, Nov. 29, 2002 in Columbia, S.C. Opponent: Daniel Hackett (Southern California - 22 points, 10 rebounds, 10 assists), Nov. 17, 2007 in Columbia, S.C.
<b>Scored 30 or more points in back-to-back games:</b>	South Carolina: Devan Downey, 30 vs. Kentucky, Jan. 26, 2010 in Columbia, S.C. 33 vs. Georgia, Jan. 30, 2010, in Columbia, S.C.
<b>Scored 25 or more points in back-to-back games:</b>	South Carolina: Sindarius Thornwell, 28 at Mississippi State, Feb. 11, 2017, in Starkville, Miss. 27 vs. Arkansas, Feb. 15, 2017 in Columbia, S.C.

### A TEAM ...

<b>Scored 100 or more points:</b>	South Carolina: 103 vs. The Citadel, Nov. 12, 2007 in Columbia, S.C. Opponent: 107, Vanderbilt, Feb. 17, 1996 in Nashville, Tenn.
<b>Scored 50 points or less:</b>	South Carolina: 25, at Clemson, Dec. 19, 2017, in Clemson, S.C. Opponent: 50, Baylor, March 24, 2017 in New York City
<b>Scored 50 points in a half:</b>	South Carolina: 50 (1st half), vs. UTEP, Nov. 17, 2017, in Myrtle Beach, S.C. Opponent: 51 (2nd half), Duke, March 19, 2017, in Greenville, S.C.
<b>Failed to score 25 points in a half:</b>	South Carolina: 22 (2nd half), vs. Clemson, Dec. 19, 2017, in Clemson, S.C. Opponent: 24 (1st half), UTEP, Nov. 17, 2017, in Myrtle Beach, S.C.

<b>Collected 50 or more rebounds:</b>	South Carolina: 52, vs. Alabama, Feb. 7, 2017, in Columbia, S.C. Opponent: 62, Alabama, Feb. 7, 2017, in Columbia, S.C.
<b>Shot 60% or better from the field:</b>	South Carolina: 60.0% (39-65), vs. High Point, March 15, 2016, in Columbia, S.C. Opponent: 69.6% (32-46) Missouri, Feb. 28, 2013, in Columbia, S.C.
<b>Shot 50% or better from the field:</b>	South Carolina: 50.9% (28-55), vs. UMass, Dec. 2, 2017, in Columbia, S.C. Opponent: 53.6% (30-56), Arkansas, Feb. 15, 2017, in Columbia, S.C.
<b>Shot less than 30% from the field:</b>	South Carolina: 29.5 % (18-61), vs. Illinois State, Nov. 16, 2017, in Myrtle Beach, S.C. Opponent: 19.2% (10-52), Michigan, Nov. 23, 2016, in Columbia, S.C.
<b>Shot 50% or better from 3-point range (at least 10 attempts):</b>	South Carolina: 57.7% (15-26), vs. Auburn, Jan. 24, 2017, in Columbia, S.C. Opponent: 50.0% (7-14), Arkansas, Feb. 15, 2017, in Columbia, S.C.
<b>Shot 20% or less from 3-point range (at least 10 attempts):</b>	South Carolina: 12.5% (2-16), at Clemson, Dec. 19, 2017, in Clemson, S.C. Opponent: 7.7% (1-13), Tennessee, Feb. 25, 2017, in Columbia, S.C.
<b>Dished 20 or more assists:</b>	South Carolina: 22, at FIU, Nov. 27, 2017, in Miami. Opponent: 20, Mississippi State, Feb. 27, 2016, in Starkville, Miss.
<b>Made 35 or more shots:</b>	South Carolina: 35, vs. Marquette, March 17, 2017, in Greenville, S.C. Opponent: 35, vs. Tennessee, March 5, 2009, in Columbia, S.C.
<b>Attempted 80 or more shots:</b>	South Carolina: 88 vs. Alabama, Feb. 7, 2017, in Columbia, S.C. Opponent: 83, LSU, Feb. 10, 1996, in Columbia, S.C.
<b>Attempted 70 or more shots:</b>	South Carolina: 70, vs. Texas A&M, Jan. 7, 2017, in Columbia, S.C. Opponent: 71, Alabama, Feb. 7, 2017, in Columbia, S.C.
<b>Made 10 or more 3-pointers:</b>	South Carolina: 11, at Wofford, Nov. 10, 2017, in Spartanburg, S.C. Opponent: 10, Coastal Carolina, Dec. 9, 2017, in Columbia, S.C.
<b>Did not make a 3-pointer:</b>	South Carolina: vs. Milwaukee, Nov. 11, 2012, in Columbia, S.C. Opponent: Florida, Jan. 18, 2017, in Columbia, S.C.
<b>Attempted 30 or more 3-pointers:</b>	South Carolina: 32, vs. Illinois State, Nov. 16, 2017, in Myrtle Beach, S.C. Opponent: 30, High Point, March 15, 2016, in Columbia, S.C.
<b>Attempted 25 or more 3-pointers:</b>	South Carolina: 32, vs. Illinois State, Nov. 16, 2017, in Myrtle Beach, S.C. Opponent: 25, Wyoming, Dec. 6, 2017, in Columbia, S.C.
<b>Made 30 or more free throws:</b>	South Carolina: 35, vs. Alabama, Feb. 7, 2017, in Columbia, S.C. Opponent: 30, Tennessee, Jan. 23, 2016, in Knoxville, Tenn.
<b>Attempted 40 or more free throws:</b>	South Carolina: 50, vs. Alabama, Feb. 7, 2017, in Columbia, S.C. Opponent: 42, Kentucky, March 1, 2014, in Columbia, S.C.
<b>Swiped 15 or more steals:</b>	South Carolina: 15 vs. Vanderbilt, Jan. 16, 2010, in Columbia, S.C. Opponent: 15, Monmouth, Nov. 15, 2016, in Columbia, S.C.
<b>Blocked 12 or more shots:</b>	South Carolina: 12, vs. Vanderbilt, Jan. 8, 2011, in Columbia, S.C. Opponent: 12, Mississippi State, Jan. 26, 2016, in Columbia, S.C.
<b>Blocked 8 or more shots:</b>	South Carolina: 8, at Georgia, Jan. 4, 2017, in Athens, Ga. Opponent: 8, Clemson, Dec. 19, 2017, in Clemson, S.C.
<b>Won by 30 or more points:</b>	South Carolina: 42, vs. SC State, Nov. 18, 2016, in Columbia, S.C. Opponent: 34, Kentucky, Feb. 14, 2015, in Lexington, Ky.
<b>Won by 20 or more points:</b>	South Carolina: 24, vs. UTEP, Nov. 17, 2017, in Myrtle Beach, S.C. Opponent: 27, Kentucky, Feb. 13, 2016, in Columbia, S.C.
<b>Played a single overtime game:</b>	Win: 70-69, vs. Monmouth, Nov. 15, 2016, in Columbia, S.C. Loss: 62-54 at Georgia, Feb. 23, 2013, in Athens, Ga.
<b>Played a double overtime game:</b>	Win: 87-85 vs. WKU, Nov. 27, 2010, in Bowling Green, Ky. Loss: 98-88 vs. Louisville, Feb. 20, 1988, in Columbia, S.C.
<b>South Carolina played a No. 1 Team in the country:</b>	Win: 68-62 vs. Kentucky, Jan. 26, 2010, in Columbia, S.C. Loss: 77-43 loss at Kentucky, Feb. 14, 2015, in Lexington, Ky.
<b>South Carolina played a top-5 opponent:</b>	Win: 68-62 vs. No. 1/1 Kentucky, Jan. 26, 2010, in Columbia, S.C. Loss: 85-69 loss to No. 5/5 Kentucky, Jan. 21, 2017, in Lexington, Ky.
<b>South Carolina played a top-10 opponent:</b>	Win: 88-81 win vs. No. 7/7 Duke, March 19, 2017, in Greenville, S.C. Loss: 58-43 loss vs. Kentucky, Jan. 24, 2015, in Columbia, S.C.
<b>South Carolina played a top-25 opponent:</b>	Win: 77-70 vs. No. 20/17 Florida, March 26, 2017, in New York City Loss: 77-73 vs. No. 2/2 Gonzaga, April 1, 2017, in Phoenix, Ariz.
<b>South Carolina defeated a ranked opponent:</b>	Home: 57-53 win vs. No. 19/21 Florida, Jan. 18, 2017, in Columbia, S.C. Away: 77-73 win at No. 13/19 Vanderbilt, March 6, 2010, in Nashville, Tenn. Neutral: 77-70 vs. No. 20/17 Florida, March 26, 2017, in New York City SEC Home: 57-53 win vs. No. 19/21 Florida, Jan. 18, 2017, in Columbia, S.C. SEC Away: 81-78 win at No. 8/8 Texas A&M, Feb. 6, 2016, in College Station, Texas Non-conference away: 85-84 win at No. 19/20 Baylor, Jan. 2, 2009, in Waco, Texas
<b>South Carolina defeated a top 10 opponent:</b>	Home: 68-62 win vs. No. 1/1 Kentucky, Jan. 26, 2010, in Columbia, S.C. Away: 81-78 win at No. 8/8 Texas A&M, Feb. 6, 2016, in College Station, Texas Neutral: 88-81 win vs. No. 7/7 Duke, March 19, 2017, in Greenville, S.C.
<b>A South Carolina win opened the season:</b>	Home: 85-76 win vs. La Tech on Nov. 11, 2016, in Columbia, S.C. Away: 73-52 win at Wofford on Nov. 10, 2017, in Spartanburg, S.C. Neutral: 74-61 win vs. Chaminade, Nov. 19, 2001, in Maui, Hawaii (Maui Invite)
<b>South Carolina opened SEC play:</b>	Home: 79-68 win vs. Texas A&M, Jan. 7, 2017, in Columbia, S.C. Away: 67-61 win at Georgia, Jan. 4, 2017, in Athens, Ga.



# 2017-18 SOUTH CAROLINA GAMECOCKS

## RADIO/TV SPOT CHART




#0 | DAVID  
BEATTY



#1 | KORY  
HOLDEN



#2 | HASSANI  
GRAVETT



#5 | FRANK  
BOOKER



#10 | JUSTIN  
MINAYA



#12 | KHADIM  
GUEYE



#13 | FELIPE  
HAASE




#14 | IBRAHIM  
FAMOUKE DOUMBIA



#15 | WESLEY  
MYERS



#20 | TOMMY  
CORCHIANI



#21 | MAIK  
KOTSAR



#23 | EVAN  
HINSON



#25 | CHRISTIAN  
SCHMITT



#30 | CHRIS  
SILVA



#33 | JASON  
CUDD



FRANK  
MARTIN



2017-18 South Carolina Basketball  
 South Carolina Combined Team Statistics (as of Dec 19, 2017)  
 All games

RECORD:	OVERALL	HOME	AWAY	NEUTRAL
ALL GAMES	8-3	4-0	2-1	2-2
CONFERENCE	0-0	0-0	0-0	0-0
NON-CONFERENCE	8-3	4-0	2-1	2-2

##	Player	gp-gs	min	avg	Total		3-Point		F-Throw		Rebounds				pf	dq	a	to	blk	stl	pts	avg
					fg-fga	fg%	3fg-fga	3fg%	ft-fa	ft%	off	def	tot	avg								
30	SILVA, Chris	11-11	268	24.4	41-78	.526	3-8	.375	64-87	.736	27	62	89	8.1	37	1	13	33	16	9	149	13.5
05	BOOKER, Frank	11-11	283	25.7	39-89	.438	25-64	.391	13-21	.619	5	26	31	2.8	19	0	16	15	2	13	116	10.5
10	MINAYA, Justin	11-11	313	28.5	36-90	.400	16-44	.364	20-28	.714	19	31	50	4.5	21	0	13	21	4	8	108	9.8
21	KOTSAR, Maik	11-11	306	27.8	47-91	.516	3-10	.300	7-24	.292	21	31	52	4.7	29	1	19	16	6	18	104	9.5
02	GRAVETT, Hassani	11-11	276	25.1	31-80	.388	10-35	.286	22-34	.647	7	35	42	3.8	18	0	44	19	2	6	94	8.5
13	HAASE, Felipe	11-0	241	21.9	30-64	.469	10-30	.333	11-16	.688	10	48	58	5.3	14	0	8	17	2	7	81	7.4
15	MYERS, Wesley	11-0	188	17.1	21-52	.404	6-19	.316	12-17	.706	7	19	26	2.4	13	0	12	11	1	4	60	5.5
00	BEATTY, David	10-0	129	12.9	15-45	.333	5-21	.238	5-6	.833	1	5	6	0.6	17	1	10	5	1	4	40	4.0
01	HOLDEN, Kory	11-0	120	10.9	14-37	.378	2-11	.182	6-11	.545	3	9	12	1.1	13	0	18	17	1	1	36	3.3
23	HINSON, Evan	3-0	9	3.0	1-2	.500	0-0	.000	1-2	.500	0	0	0	0.0	4	0	0	1	0	0	3	1.0
33	CUDD, Jason	6-0	20	3.3	0-1	.000	0-0	.000	4-4	1.000	1	3	4	0.7	4	0	1	2	0	0	4	0.7
14	FAMOUKE DOUMBIA,	6-0	14	2.3	1-2	.500	0-0	.000	0-0	.000	0	3	3	0.5	3	0	0	0	0	0	2	0.3
20	CORCHIANI, Tommy	1-0	1	1.0	0-0	.000	0-0	.000	0-0	.000	0	0	0	0.0	0	0	0	0	0	0	0	0.0
25	SCHMITT, Christian	2-0	4	2.0	0-1	.000	0-1	.000	0-0	.000	0	0	0	0.0	0	0	0	0	0	0	0	0.0
12	GUEYE, Khadim	5-0	28	5.6	0-0	.000	0-0	.000	0-0	.000	3	2	5	1.0	6	0	0	4	0	0	0	0.0
Team											26	10	36				5					
Total.....		11	2200		276-632	.437	80-243	.329	165-250	.660	130	284	414	37.6	198	3	154	166	35	70	797	72.5
Opponents.....		11	2200		242-583	.415	73-219	.333	159-231	.688	90	258	348	31.6	223	8	124	179	42	87	716	65.1

TEAM STATISTICS	SC	OPP	Date	Opponent	Score	Att.
SCORING	797	716	11/10/17	at Wofford	w 73-52	3400
Points per game	72.5	65.1	! 11/13/17	WESTERN MICHIGAN	w 78-60	12136
Scoring margin	+7.4	-	& 11/16/17	vs Illinois State	L 65-69	700
FIELD GOALS-ATT	276-632	242-583	& 11/17/17	vs UTEP	w 80-56	987
Field goal pct	.437	.415	& 11/19/17	vs Western Michigan	w 79-66	2119
3 POINT FG-ATT	80-243	73-219	11/27/17	at FIU	w 78-61	1335
3-point FG pct	.329	.333	% 11/30/17	vs TEMPLE	L 60-76	6081
3-pt FG made per game	7.3	6.6	12/2/17	UMASS	w 76-70	10832
FREE THROWS-ATT	165-250	159-231	12/6/17	WYOMING	w 80-64	10205
Free throw pct	.660	.688	12/9/17	COASTAL CAROLINA	w 80-78	11734
F-Throws made per game	15.0	14.5	12/19/17	at Clemson	L 48-64	8031
REBOUNDS	414	348				
Rebounds per game	37.6	31.6				
Rebounding margin	+6.0	-				
ASSISTS	154	124				
Assists per game	14.0	11.3				
TURNOVERS	166	179				
Turnovers per game	15.1	16.3				
Turnover margin	+1.2	-				
Assist/turnover ratio	0.9	0.7				
STEALS	70	87				
Steals per game	6.4	7.9				
BLOCKS	35	42				
Blocks per game	3.2	3.8				
ATTENDANCE	44907	22653				
Home games-Avg/Game	4-11227	3-4255				
Neutral site-Avg/Game	-	4-2472				

\* = Conference game  
 ! = unbracketed game of the Puerto Rico Tip-Off at Myrtle Beach (Columbia, S.C.)  
 & = Puerto Rico Tip-Off at Myrtle Beach (Myrtle Beach, S.C.)  
 % = Under Armour Reunion (New York, N.Y.)

Score by Periods	1st	2nd	Totals
South Carolina	386	411	797
Opponents	355	361	716





2017-18 South Carolina Basketball  
 South Carolina Team Game-by-Game Comparison (as of Dec 26, 2017)  
 All games

Opponent	1st	2nd	Score	Mar	Total FG	FG Pct	3-Pointers	3FG Pct	Free Throws	FT Pct	Rebounds	Assist	T/Over	Block	Steal	Fouls
Wofford	33/24	40/28	73-52	+21	25-54/17-49	.463/.347	11-23/6-19	.478/.316	12-16/12-16	.750/.750	40/28 +12	17/7	14/13	3/0	5/3	17/16
WESTERN MICHIGAN	38/29	40/31	78-60	+18	26-57/21-58	.456/.362	9-23/5-21	.391/.238	17-28/13-25	.607/.520	46/32 +14	12/12	14/11	3/6	4/10	18/24
Illinois State	23/32	42/37	65-69	(4)	18-61/18-50	.295/.360	9-32/5-16	.281/.313	20-30/28-39	.667/.718	45/42 +3	14/13	13/14	4/2	3/8	32/20
UTEP	50/24	30/32	80-56	+24	27-58/19-45	.466/.422	8-24/5-13	.333/.385	18-23/13-20	.783/.650	36/27 +9	19/12	17/23	2/6	8/8	20/24
Western Michigan	35/34	44/32	79-66	+13	26-57/21-44	.456/.477	8-24/8-21	.333/.381	19-30/16-21	.633/.762	33/30 +3	13/9	12/22	3/1	8/9	19/24
FIU	38/36	40/25	78-61	+17	32-61/22-53	.525/.415	8-22/4-17	.364/.235	6-12/13-21	.500/.619	40/25 +15	22/8	19/17	3/6	8/10	15/18
TEMPLE	27/38	33/38	60-76	(16)	22-58/29-60	.379/.483	6-21/4-17	.286/.235	10-12/14-21	.833/.667	33/37 (4)	9/11	17/14	4/8	7/12	14/13
UMASS	34/35	42/35	76-70	+6	28-55/27-59	.509/.458	3-15/12-26	.200/.462	17-29/4-5	.586/.800	36/26 +10	14/13	15/17	1/0	11/3	12/28
WYOMING	35/25	45/39	80-64	+16	28-62/19-56	.452/.339	8-23/6-25	.348/.240	16-29/20-26	.552/.769	43/34 +9	17/14	17/18	4/3	7/7	21/22
COASTAL CAROLINA	47/47	33/31	80-78	+2	25-55/29-63	.455/.460	8-20/10-24	.400/.417	22-31/10-13	.710/.769	31/33 (2)	14/17	14/15	4/2	6/8	13/25
Clemson	26/31	22/33	48-64	(16)	19-54/20-46	.352/.435	2-16/8-20	.125/.400	8-10/16-24	.800/.667	31/34 (3)	3/8	14/15	4/8	3/9	17/9

Note: Game totals are displayed in the format TEAM/OPPONENT for each category



2017-18 South Carolina Basketball  
 South Carolina Category Leaders (as of Dec 26, 2017)  
 All games

Points	G	Pts	Pts/G
SILVA, Chris	11	149	13.5
BOOKER, Frank	11	116	10.5
MINAYA, Justin	11	108	9.8
KOTSAR, Maik	11	104	9.5
GRAVETT, Hassani	11	94	8.5
HAASE, Felipe	11	81	7.4
MYERS, Wesley	11	60	5.5
BEATTY, David	10	40	4.0
HOLDEN, Kory	11	36	3.3
CUDD, Jason	6	4	0.7
HINSON, Evan	3	3	1.0
FAMOUKE DOUMBIA, I.	6	2	0.3

FG Percentage	FG	Att	Pct
SILVA, Chris	41	78	.526
KOTSAR, Maik	47	91	.516
FAMOUKE DOUMBIA, I.	1	2	.500
HINSON, Evan	1	2	.500
HAASE, Felipe	30	64	.469
BOOKER, Frank	39	89	.438
MYERS, Wesley	21	52	.404
MINAYA, Justin	36	90	.400
GRAVETT, Hassani	31	80	.388
HOLDEN, Kory	14	37	.378
BEATTY, David	15	45	.333
SCHMITT, Christian	0	1	.000
CUDD, Jason	0	1	.000

3-Point Percentage	3FG	Att	Pct
BOOKER, Frank	25	64	.391
SILVA, Chris	3	8	.375
MINAYA, Justin	16	44	.364
HAASE, Felipe	10	30	.333
MYERS, Wesley	6	19	.316
KOTSAR, Maik	3	10	.300
GRAVETT, Hassani	10	35	.286
BEATTY, David	5	21	.238
HOLDEN, Kory	2	11	.182
SCHMITT, Christian	0	1	.000

Free Throw Percent	FG	Att	Pct
CUDD, Jason	4	4	1.000
BEATTY, David	5	6	.833
SILVA, Chris	64	87	.736
MINAYA, Justin	20	28	.714
MYERS, Wesley	12	17	.706
HAASE, Felipe	11	16	.688
GRAVETT, Hassani	22	34	.647
BOOKER, Frank	13	21	.619
HOLDEN, Kory	6	11	.545
HINSON, Evan	1	2	.500
KOTSAR, Maik	7	24	.292

Scoring Average	G	Pts	Avg/G
SILVA, Chris	11	149	13.5
BOOKER, Frank	11	116	10.5
MINAYA, Justin	11	108	9.8
KOTSAR, Maik	11	104	9.5
GRAVETT, Hassani	11	94	8.5
HAASE, Felipe	11	81	7.4
MYERS, Wesley	11	60	5.5
BEATTY, David	10	40	4.0
HOLDEN, Kory	11	36	3.3
HINSON, Evan	3	3	1.0
CUDD, Jason	6	4	0.7
FAMOUKE DOUMBIA, I.	6	2	0.3

Field Goal Attempts	G	Att	Att/G
KOTSAR, Maik	11	91	8.3
MINAYA, Justin	11	90	8.2
BOOKER, Frank	11	89	8.1
GRAVETT, Hassani	11	80	7.3
SILVA, Chris	11	78	7.1

Field Goals Made	G	Made	Made/G
KOTSAR, Maik	11	47	4.3
SILVA, Chris	11	41	3.7
BOOKER, Frank	11	39	3.5
MINAYA, Justin	11	36	3.3
GRAVETT, Hassani	11	31	2.8

3-Point FG Attempts	G	Att	Att/G
BOOKER, Frank	11	64	5.8
MINAYA, Justin	11	44	4.0
GRAVETT, Hassani	11	35	3.2
HAASE, Felipe	11	30	2.7
BEATTY, David	10	21	2.1

3-Point FG Made	G	Made	Made/G
BOOKER, Frank	11	25	2.3
MINAYA, Justin	11	16	1.5
GRAVETT, Hassani	11	10	0.9
HAASE, Felipe	11	10	0.9
MYERS, Wesley	11	6	0.5

Free Throw Attempts	G	Att	Att/G
SILVA, Chris	11	87	7.9
GRAVETT, Hassani	11	34	3.1
MINAYA, Justin	11	28	2.5
KOTSAR, Maik	11	24	2.2
BOOKER, Frank	11	21	1.9

Free Throws Made	G	Made	Made/G
SILVA, Chris	11	64	5.8
GRAVETT, Hassani	11	22	2.0
MINAYA, Justin	11	20	1.8
BOOKER, Frank	11	13	1.2
MYERS, Wesley	11	12	1.1



2017-18 South Carolina Basketball  
 South Carolina Category Leaders (as of Dec 26, 2017)  
 All games

Rebounds	G	Reb	Reb/G
SILVA, Chris	11	89	8.1
HAASE, Felipe	11	58	5.3
KOTSAR, Maik	11	52	4.7
MINAYA, Justin	11	50	4.5
GRAVETT, Hassani	11	42	3.8

Rebound Average	G	Reb	Avg/G
SILVA, Chris	11	89	8.1
HAASE, Felipe	11	58	5.3
KOTSAR, Maik	11	52	4.7
MINAYA, Justin	11	50	4.5
GRAVETT, Hassani	11	42	3.8

Offensive Rebounds	G	No.	Avg/G
SILVA, Chris	11	27	2.5
KOTSAR, Maik	11	21	1.9
MINAYA, Justin	11	19	1.7
HAASE, Felipe	11	10	0.9
MYERS, Wesley	11	7	0.6
GRAVETT, Hassani	11	7	0.6

Defensive Rebounds	G	No.	Avg/G
SILVA, Chris	11	62	5.6
HAASE, Felipe	11	48	4.4
GRAVETT, Hassani	11	35	3.2
KOTSAR, Maik	11	31	2.8
MINAYA, Justin	11	31	2.8

Fouls	G	No.	Per/G
SILVA, Chris	11	37	3.4
KOTSAR, Maik	11	29	2.6
MINAYA, Justin	11	21	1.9
BOOKER, Frank	11	19	1.7
GRAVETT, Hassani	11	18	1.6

Foulsouts	G	No.
SILVA, Chris	11	1
KOTSAR, Maik	11	1
BEATTY, David	10	1

Assists	G	No.	Ast/G
GRAVETT, Hassani	11	44	4.0
KOTSAR, Maik	11	19	1.7
HOLDEN, Kory	11	18	1.6
BOOKER, Frank	11	16	1.5
SILVA, Chris	11	13	1.2
MINAYA, Justin	11	13	1.2

Steals	G	No.	Stl/G
KOTSAR, Maik	11	18	1.6
BOOKER, Frank	11	13	1.2
SILVA, Chris	11	9	0.8
MINAYA, Justin	11	8	0.7
HAASE, Felipe	11	7	0.6

Blocked Shots	G	No.	Blk/G
SILVA, Chris	11	16	1.5
KOTSAR, Maik	11	6	0.5
MINAYA, Justin	11	4	0.4
GRAVETT, Hassani	11	2	0.2
BOOKER, Frank	11	2	0.2
HAASE, Felipe	11	2	0.2

Minutes	G	No.	Min/G
MINAYA, Justin	11	313	28.5
KOTSAR, Maik	11	306	27.8
BOOKER, Frank	11	283	25.7
GRAVETT, Hassani	11	276	25.1
SILVA, Chris	11	268	24.4

Turnovers	G	No.	TO/G
SILVA, Chris	11	33	3.0
MINAYA, Justin	11	21	1.9
GRAVETT, Hassani	11	19	1.7
HAASE, Felipe	11	17	1.5
HOLDEN, Kory	11	17	1.5



2017-18 South Carolina Basketball  
South Carolina Team High/Low Analysis (as of Dec 26, 2017)  
All games

South Carolina - TEAM GAME HIGHS

POINTS	80	COASTAL CAROLINA (12/9/17)
	80	WYOMING (12/6/17)
	80	vs UTEP (11/17/17)
	79	vs Western Michigan (11/19/17)
	78	at FIU (11/27/17)
	78	WESTERN MICHIGAN (11/13/17)
FIELD GOALS MADE	32	at FIU (11/27/17)
	28	WYOMING (12/6/17)
	28	UMASS (12/2/17)
FIELD GOAL ATTEMPTS	62	WYOMING (12/6/17)
	61	at FIU (11/27/17)
	61	vs Illinois State (11/16/17)
FIELD GOAL PERCENTAGE	.525 (32-61)	at FIU (11/27/17)
	.509 (28-55)	UMASS (12/2/17)
3 PT FIELD GOALS MADE	11	at Wofford (11/10/17)
	9	vs Illinois State (11/16/17)
	9	WESTERN MICHIGAN (11/13/17)
3 PT FG ATTEMPTS	32	vs Illinois State (11/16/17)
	24	vs Western Michigan (11/19/17)
	24	vs UTEP (11/17/17)
3 PT FG PERCENTAGE	.478 (11-23)	at Wofford (11/10/17)
	.400 (8-20)	COASTAL CAROLINA (12/9/17)
FREE THROWS MADE	22	COASTAL CAROLINA (12/9/17)
	20	vs Illinois State (11/16/17)
FREE THROW ATTEMPTS	31	COASTAL CAROLINA (12/9/17)
	30	vs Western Michigan (11/19/17)
	30	vs Illinois State (11/16/17)
FREE THROW PERCENTAGE	.833 (10-12)	vs TEMPLE (11/30/17)
	.800 (8-10)	at Clemson (12/19/17)
REBOUNDS	46	WESTERN MICHIGAN (11/13/17)
	45	vs Illinois State (11/16/17)
ASSISTS	22	at FIU (11/27/17)
	19	vs UTEP (11/17/17)
STEALS	11	UMASS (12/2/17)
	8	at FIU (11/27/17)
	8	vs Western Michigan (11/19/17)
	8	vs UTEP (11/17/17)
BLOCKED SHOTS	4	at Clemson (12/19/17)
	4	COASTAL CAROLINA (12/9/17)
	4	WYOMING (12/6/17)
	4	vs TEMPLE (11/30/17)
	4	vs Illinois State (11/16/17)
TURNOVERS	19	at FIU (11/27/17)
	17	WYOMING (12/6/17)
	17	vs TEMPLE (11/30/17)
	17	vs UTEP (11/17/17)
FOULS	32	vs Illinois State (11/16/17)
	21	WYOMING (12/6/17)





2017-18 South Carolina Basketball  
South Carolina High/Low Analysis (as of Dec 26, 2017)  
All games

Opponent - GAME HIGHS

POINTS	78	COASTAL CAROLINA (12/9/17)
	76	vs TEMPLE (11/30/17)
	70	UMASS (12/2/17)
	69	vs Illinois State (11/16/17)
	66	vs Western Michigan (11/19/17)
FIELD GOALS MADE	29	COASTAL CAROLINA (12/9/17)
	29	vs TEMPLE (11/30/17)
FIELD GOAL ATTEMPTS	63	COASTAL CAROLINA (12/9/17)
	60	vs TEMPLE (11/30/17)
FIELD GOAL PERCENTAGE	.483 (29-60)	vs TEMPLE (11/30/17)
	.477 (21-44)	vs Western Michigan (11/19/17)
3 PT FIELD GOALS MADE	12	UMASS (12/2/17)
	10	COASTAL CAROLINA (12/9/17)
3 PT FG ATTEMPTS	26	UMASS (12/2/17)
	25	WYOMING (12/6/17)
3 PT FG PERCENTAGE	.462 (12-26)	UMASS (12/2/17)
	.417 (10-24)	COASTAL CAROLINA (12/9/17)
FREE THROWS MADE	28	vs Illinois State (11/16/17)
	20	WYOMING (12/6/17)
FREE THROW ATTEMPTS	39	vs Illinois State (11/16/17)
	26	WYOMING (12/6/17)
FREE THROW PERCENTAGE	.800 (4-5)	UMASS (12/2/17)
	.769 (20-26)	WYOMING (12/6/17)
	.769 (10-13)	COASTAL CAROLINA (12/9/17)
REBOUNDS	42	vs Illinois State (11/16/17)
	37	vs TEMPLE (11/30/17)
ASSISTS	17	COASTAL CAROLINA (12/9/17)
	14	WYOMING (12/6/17)
STEALS	12	vs TEMPLE (11/30/17)
	10	at FIU (11/27/17)
	10	WESTERN MICHIGAN (11/13/17)
BLOCKED SHOTS	8	at Clemson (12/19/17)
	8	vs TEMPLE (11/30/17)
TURNOVERS	23	vs UTEP (11/17/17)
	22	vs Western Michigan (11/19/17)
FOULS	28	UMASS (12/2/17)
	25	COASTAL CAROLINA (12/9/17)



2017-18 South Carolina Basketball  
South Carolina High/Low Analysis (as of Dec 26, 2017)  
All games

South Carolina - GAME LOWS

POINTS	48	at Clemson (12/19/17)
	60	vs TEMPLE (11/30/17)
	65	vs Illinois State (11/16/17)
	73	at Wofford (11/10/17)
	76	UMASS (12/2/17)
FIELD GOALS MADE	18	vs Illinois State (11/16/17)
	19	at Clemson (12/19/17)
FIELD GOAL ATTEMPTS	54	at Wofford (11/10/17)
	54	at Clemson (12/19/17)
FIELD GOAL PERCENTAGE	.295 (18-61)	vs Illinois State (11/16/17)
	.352 (19-54)	at Clemson (12/19/17)
3 PT FIELD GOALS MADE	2	at Clemson (12/19/17)
	3	UMASS (12/2/17)
3 PT FG ATTEMPTS	15	UMASS (12/2/17)
	16	at Clemson (12/19/17)
3 PT FG PERCENTAGE	.125 (2-16)	at Clemson (12/19/17)
	.200 (3-15)	UMASS (12/2/17)
FREE THROWS MADE	6	at FIU (11/27/17)
	8	at Clemson (12/19/17)
FREE THROW ATTEMPTS	10	at Clemson (12/19/17)
	12	at FIU (11/27/17)
	12	vs TEMPLE (11/30/17)
FREE THROW PERCENTAGE	.500 (6-12)	at FIU (11/27/17)
	.552 (16-29)	WYOMING (12/6/17)
REBOUNDS	31	COASTAL CAROLINA (12/9/17)
	31	at Clemson (12/19/17)
ASSISTS	3	at Clemson (12/19/17)
	9	vs TEMPLE (11/30/17)
STEALS	3	vs Illinois State (11/16/17)
	3	at Clemson (12/19/17)
BLOCKED SHOTS	1	UMASS (12/2/17)
	2	vs UTEP (11/17/17)
TURNOVERS	12	vs Western Michigan (11/19/17)
	13	vs Illinois State (11/16/17)
FOULS	12	UMASS (12/2/17)
	13	COASTAL CAROLINA (12/9/17)



2017-18 South Carolina Basketball  
South Carolina High/Low Analysis (as of Dec 26, 2017)  
All games

Opponent - GAME LOWS

POINTS	52	at Wofford (11/10/17)
	56	vs UTEP (11/17/17)
	60	WESTERN MICHIGAN (11/13/17)
	61	at FIU (11/27/17)
	64	WYOMING (12/6/17)
	64	at Clemson (12/19/17)
FIELD GOALS MADE	17	at Wofford (11/10/17)
	18	vs Illinois State (11/16/17)
FIELD GOAL ATTEMPTS	44	vs Western Michigan (11/19/17)
	45	vs UTEP (11/17/17)
FIELD GOAL PERCENTAGE	.339 (19-56)	WYOMING (12/6/17)
	.347 (17-49)	at Wofford (11/10/17)
3 PT FIELD GOALS MADE	4	at FIU (11/27/17)
	4	vs TEMPLE (11/30/17)
3 PT FG ATTEMPTS	13	vs UTEP (11/17/17)
	16	vs Illinois State (11/16/17)
3 PT FG PERCENTAGE	.235 (4-17)	at FIU (11/27/17)
	.235 (4-17)	vs TEMPLE (11/30/17)
FREE THROWS MADE	4	UMASS (12/2/17)
	10	COASTAL CAROLINA (12/9/17)
FREE THROW ATTEMPTS	5	UMASS (12/2/17)
	13	COASTAL CAROLINA (12/9/17)
FREE THROW PERCENTAGE	.520 (13-25)	WESTERN MICHIGAN (11/13/17)
	.619 (13-21)	at FIU (11/27/17)
REBOUNDS	25	at FIU (11/27/17)
	26	UMASS (12/2/17)
ASSISTS	7	at Wofford (11/10/17)
	8	at FIU (11/27/17)
	8	at Clemson (12/19/17)
STEALS	3	at Wofford (11/10/17)
	3	UMASS (12/2/17)
BLOCKED SHOTS	0	at Wofford (11/10/17)
	0	UMASS (12/2/17)
TURNOVERS	11	WESTERN MICHIGAN (11/13/17)
	13	at Wofford (11/10/17)
FOULS	9	at Clemson (12/19/17)
	13	vs TEMPLE (11/30/17)



2017-18 South Carolina Basketball  
 South Carolina Player High/Low Analysis (as of Dec 26, 2017)  
 All games

South Carolina - I N D I V I D U A L G A M E H I G H S

Points	26		SILVA, Chris at FIU (11/27/17)
	19		BOOKER, Frank vs Coastal Carolina (12/9/17)
	19		SILVA, Chris vs Wyoming (12/6/17)
	17		HAASE, Felipe vs Wyoming (12/6/17)
	17		MINAYA, Justin vs UMass (12/2/17)
Field Goals Made	10		SILVA, Chris at FIU (11/27/17)
	8		KOTSAR, Maik at FIU (11/27/17)
Field Goal Att.	13		SILVA, Chris at FIU (11/27/17)
	13		KOTSAR, Maik at FIU (11/27/17)
	13		GRAVETT, Hassani vs Illinois State (11/16/17)
FG Pct (min 5 made)	.857	(6-7)	SILVA, Chris vs UMass (12/2/17)
	.769	(10-13)	SILVA, Chris at FIU (11/27/17)
3-Point FG Made	4		BOOKER, Frank at FIU (11/27/17)
	3		MINAYA, Justin vs Coastal Carolina (12/9/17)
	3		BOOKER, Frank vs Coastal Carolina (12/9/17)
	3		HAASE, Felipe vs Wyoming (12/6/17)
	3		BOOKER, Frank vs Wyoming (12/6/17)
	3		MINAYA, Justin at FIU (11/27/17)
	3		BOOKER, Frank vs Western Michigan (11/19/17)
	3		MINAYA, Justin vs UTEP (11/17/17)
	3		BOOKER, Frank vs Illinois State (11/16/17)
	3		BOOKER, Frank vs Western Michigan (11/13/17)
	3		GRAVETT, Hassani vs Western Michigan (11/13/17)
	3		BOOKER, Frank at Wofford (11/10/17)
3-Point FG Att.	10		GRAVETT, Hassani vs Illinois State (11/16/17)
	10		BOOKER, Frank vs Illinois State (11/16/17)
3-Pt FG Pct (min 2 made)	1.000	(3-3)	GRAVETT, Hassani vs Western Michigan (11/13/17)
	1.000	(2-2)	KOTSAR, Maik vs TEMPLE (11/30/17)
Free Throws Made	10		SILVA, Chris vs Coastal Carolina (12/9/17)
	10		SILVA, Chris vs Illinois State (11/16/17)
Free Throw Att.	14		SILVA, Chris vs Wyoming (12/6/17)
	14		SILVA, Chris vs Illinois State (11/16/17)
FT Pct (min 3 made)	1.000	(4-4)	SILVA, Chris at Clemson (12/19/17)
	1.000	(4-4)	MINAYA, Justin vs TEMPLE (11/30/17)
	1.000	(4-4)	GRAVETT, Hassani vs Western Michigan (11/13/17)
Rebounds	10		SILVA, Chris vs Wyoming (12/6/17)
	10		HAASE, Felipe vs UMass (12/2/17)
	10		GRAVETT, Hassani at FIU (11/27/17)
	10		SILVA, Chris at FIU (11/27/17)
	10		SILVA, Chris vs Western Michigan (11/13/17)
	10		SILVA, Chris at Wofford (11/10/17)
Assists	9		GRAVETT, Hassani vs UTEP (11/17/17)
	7		GRAVETT, Hassani at FIU (11/27/17)
Steals	3		BOOKER, Frank vs Wyoming (12/6/17)
	3		KOTSAR, Maik vs UMass (12/2/17)
	3		GRAVETT, Hassani vs UMass (12/2/17)
	3		BOOKER, Frank at FIU (11/27/17)
	3		KOTSAR, Maik at FIU (11/27/17)
Blocked Shots	3		SILVA, Chris vs Coastal Carolina (12/9/17)
	3		SILVA, Chris vs Illinois State (11/16/17)
Turnovers	6		SILVA, Chris vs TEMPLE (11/30/17)
	5		HAASE, Felipe at FIU (11/27/17)
	5		SILVA, Chris at Wofford (11/10/17)



Fouls	5	BEATTY, David vs Illinois State (11/16/17)
	5	SILVA, Chris vs Illinois State (11/16/17)
	5	KOTSAR, Maik vs Illinois State (11/16/17)
Minutes	36	MINAYA, Justin at FIU (11/27/17)
	35	SILVA, Chris vs Coastal Carolina (12/9/17)
	34	BOOKER, Frank vs Coastal Carolina (12/9/17)
	34	BOOKER, Frank at FIU (11/27/17)
	33	MINAYA, Justin vs Coastal Carolina (12/9/17)
	33	MINAYA, Justin vs UMass (12/2/17)
	33	KOTSAR, Maik at FIU (11/27/17)
	33	MINAYA, Justin vs Western Michigan (11/19/17)
	33	GRAVETT, Hassani vs Illinois State (11/16/17)



2017-18 South Carolina Basketball  
 South Carolina Opponent High/Low Analysis (as of Dec 26, 2017)  
 All games

OPPONENT INDIVIDUAL GAME HIGHS

Points	25		REED, Marcquise at Clemson (12/19/17)
	25		PIPKINS, Luwane vs UMass (12/2/17)
	24		ROSE,QUINTON vs TEMPLE (11/30/17)
	23		WILDER, Thomas vs Western Michigan (11/13/17)
	21		LOCKETT, Eric at FIU (11/27/17)
Field Goals Made	10		PIPKINS, Luwane vs UMass (12/2/17)
	10		ROSE,QUINTON vs TEMPLE (11/30/17)
Field Goal Att.	20		PIPKINS, Luwane vs UMass (12/2/17)
	18		LOCKETT, Eric at FIU (11/27/17)
FG Pct (min 5 made)	.800	(8-10)	Beck, Demario vs Coastal Carolina (12/9/17)
	.769	(10-13)	ROSE,QUINTON vs TEMPLE (11/30/17)
3-Point FG Made	5		REED, Marcquise at Clemson (12/19/17)
	4		Sanders, Ajay vs Coastal Carolina (12/9/17)
	4		PIERRE, Carl vs UMass (12/2/17)
	4		PIPKINS, Luwane vs UMass (12/2/17)
	4		MOORE, Bryce vs Western Michigan (11/19/17)
3-Point FG Att.	11		PIPKINS, Luwane vs UMass (12/2/17)
	9		REED, Marcquise at Clemson (12/19/17)
	9		MOORE, Bryce vs Western Michigan (11/19/17)
	9		Fletcher Magee at Wofford (11/10/17)
3-Pt FG Pct (min 2 made)	1.000	(2-2)	Matthew Pegram at Wofford (11/10/17)
	.800	(4-5)	Sanders, Ajay vs Coastal Carolina (12/9/17)
Free Throws Made	14		Yarbrough, Milik vs Illinois State (11/16/17)
	11		JAMES, Justin vs Wyoming (12/6/17)
Free Throw Att.	17		Yarbrough, Milik vs Illinois State (11/16/17)
	14		JAMES, Justin vs Wyoming (12/6/17)
FT Pct (min 3 made)	1.000	(4-4)	Matthew Pegram at Wofford (11/10/17)
	1.000	(3-3)	ENECHIONYIA,OBI vs TEMPLE (11/30/17)
Rebounds	12		JAMES, Justin vs Wyoming (12/6/17)
	10		MOORE,DAMION vs TEMPLE (11/30/17)
	10		Fayne, Phil vs Illinois State (11/16/17)
Assists	8		ANDERSON, C.J. vs UMass (12/2/17)
	6		Yarbrough, Milik vs Illinois State (11/16/17)
Steals	6		WILDER, Thomas vs Western Michigan (11/13/17)
	3		REED, Marcquise at Clemson (12/19/17)
	3		THOMAS, Elijah at Clemson (12/19/17)
	3		JAMES, Justin vs Wyoming (12/6/17)
	3		DALTON, Hayden vs Wyoming (12/6/17)
	3		ALSTON,JR, SHIZZ vs TEMPLE (11/30/17)
	3		ENECHIONYIA,OBI vs TEMPLE (11/30/17)
	3		LOCKETT, Eric at FIU (11/27/17)
	3		MOORE, Bryce vs Western Michigan (11/19/17)
	3		WILDER, Thomas vs Western Michigan (11/19/17)
	3		GILYARD, Evan vs UTEP (11/17/17)
	3		Williams, Madison vs Illinois State (11/16/17)
	3		MOORE, Bryce vs Western Michigan (11/13/17)
Blocked Shots	6		ENECHIONYIA,OBI vs TEMPLE (11/30/17)
	5		THOMAS, Elijah at Clemson (12/19/17)
Turnovers	10		WILDER, Thomas vs Western Michigan (11/19/17)
	6		Yarbrough, Milik vs Illinois State (11/16/17)
Fouls	5		Coleman, Josh vs Coastal Carolina (12/9/17)
	5		MILLER, Rayshawn vs UMass (12/2/17)
	5		HOLLOWAY, Rashaan vs UMass (12/2/17)

5	SMITH, Tirus vs UTEP (11/17/17)
5	Bruninga, Taylor vs Illinois State (11/16/17)
5	JOHNSON, Brandon vs Western Michigan (11/13/17)
5	DAVIS, Josh vs Western Michigan (11/13/17)
5	IKONGSHUL, Adida vs Western Michigan (11/13/17)