



2014-15 GAME NOTES

SOUTH CAROLINA WOMEN'S BASKETBALL

Assoc. Media Relations Dir.: Diana Koval | Office: 803.777.7977 | Cell: 314.369.6050 | Email: dkoval@mailbox.sc.edu
Website: www.GamecocksOnline.com | Twitter: @GamecockWBB | Instagram: @GamecockWBB



2015 SEC Tournament

March 4-8 • Little Rock, Ark. • Verizon Arena (18,000)



Game Information

Date: Friday, March 6, 2015 | Noon (CT)
Site: North Little Rock, Ark.
Arena: Verizon Arena (18,000)
Broadcast: SEC Network (Cara Capuano, ppx; Gail Goestenkors, analyst; Steffi Sorensen, sideline)
Radio: 107.5 The Game (Brad Muller); SEC Radio Network Sirius 219/XM 190
Live Stats: SECnetwork.com

South Carolina Gamecocks



VS.



Arkansas Razorbacks

Ranking: 3/4 (AP/Coaches)
Head Coach: Dawn Staley
Record at SC: 148-73 (7th)
Career Rec.: 320-153 (15th)

Series History: ARK leads 17-13
Neutral Site: ARK leads 2-0
In Fayetteville: ARK leads 10-5
In Columbia: SC leads 8-5
Current Streak: SC last five

Ranking: -/
Coach: Jimmy Dykes
Rec. at ARK: 17-12 (1st)
Career Rec.: Same
Top Scorer: Brooks (15.0 ppg)
Top Reb.: Wolff (7.9 rpg)

Top Scorer: Mitchell (14.8 ppg)
Top Reb.: Coates (8.1 rpg)

2014-15 Schedule

| | | |
|---|---------------------------------|-----------|
| Nov. 15 | Southern California (SECN+) | W, 70-61 |
| Nov 20 | Clemson (SECN) | W, 99-41 |
| Nov. 23 | San Diego State (SECN+) | W, 89-38 |
| <i>Jumkanoo Jam (Lucaya Division) • Freeport, Bahamas</i> | | |
| Nov. 27 | vs. Wisconsin | W, 67-44 |
| Nov. 28 | vs. #22/22 Syracuse | W, 67-63 |
| Dec. 1 | NC Central (SECN+) | W, 90-26 |
| Dec. 4 | Charlotte (SECN) | W, 82-61 |
| Dec. 7 | at #9/8 Duke (ESPN2) | W, 51-50 |
| Dec. 14 | Savannah State (SECN+) | W, 111-49 |
| Dec. 17 | at Hampton | W, 69-49 |
| <i>Subway Classic • Minneapolis, Minn.</i> | | |
| Dec. 20 | vs. Central Michigan | W, 80-45 |
| Dec. 21 | vs. Liberty | W, 84-44 |
| Jan. 2 | Auburn* (SECN) | W, 77-58 |
| Jan. 4 | at LSU* (ESPN2) | W, 75-51 |
| Jan. 8 | at Alabama* (SECN+) | W, 102-59 |
| Jan. 11 | #10/11 Kentucky* (ESPN2) | W, 68-60 |
| Jan. 15 | at Missouri* (SECN) | W, 60-49 |
| Jan. 19 | at Florida* (SECN) | W, 77-42 |
| Jan. 26 | #12/10 Texas A&M* (ESPN2) | W, 79-61 |
| Jan. 29 | Alabama* (SECN+) | W, 85-54 |
| Feb. 1 | at Ole Miss* (ESPN2) | W, 77-59 |
| Feb. 5 | at #22/21 Georgia* (SECN) | W, 58-35 |
| Feb. 9 | at #2/2 Connecticut (ESPN2) | L, 62-87 |
| Feb. 12 | LSU* (FSN) | W, 86-62 |
| Feb. 15 | Vanderbilt* (ESPN2) | W, 89-59 |
| Feb. 19 | at Arkansas* (SECN) | W, 73-56 |
| Feb. 23 | #6/6 Tennessee* (ESPN2) | W, 71-66 |
| Feb. 26 | #11/13 Mississippi State* (FSN) | W, 69-50 |
| Mar. 1 | at #13/15 Kentucky* (ESPN2) | L, 56-67 |
| <i>SEC Tournament • North Little Rock, Ark.</i> | | |
| Mar. 6 | Quarterfinals (SECN) | 1 p.m. |
| Mar. 7 | Semifinals (ESPN2) | 5 p.m. |
| Mar. 8 | Final (ESPN) | 3:30 p.m. |

* indicates SEC game
All Times Listed as Eastern and are subject to change

South Carolina Notables















- South Carolina is in its 41st season of women's basketball. It is the program's 24th season in the SEC and the seventh under head coach Dawn Staley. The back-to-back SEC champion has won at least 25 games in each of the last four seasons and played in the last three NCAA Tournaments, including two trips to the Sweet 16 (2012, 2014). The Gamecocks have spent 27 straight weeks ranked in the AP top 10, highlighted by 12 weeks at No. 1 this season.
- The Gamecocks are 8-23 all-time in the SEC Tournament with a 5-6 record under head coach Dawn Staley. All five of Staley's wins have come in the last four seasons as South Carolina played in two semifinals in the last three tournaments. This season marks the second straight that South Carolina has earned the No. 1 seed in the event.
- The Gamecocks have played Arkansas in the SEC Tournament twice before (1995, 2002), losing both times.
- South Carolina dominated the SEC coaches' awards for the second-straight season, collecting four of the six individual honors and becoming the first team to have three entries on the All-SEC First Team since 2001. Only three program's in league history have done that as South Carolina joins Tennessee (1994, 1995, 2000, 2001) and Georgia (1997). Junior Tiffany Mitchell became the league's first back-to-back outright Player of the Year since LSU's Seimone Augustus in 2005, 2006 and the sixth all-time. A'ja Wilson was the Gamecocks' second SEC Freshman of the Year in as many seasons, and senior Aleighsa Welch became the Gamecocks' first SEC Scholar-Athlete of the Year. Dawn Staley wrapped up the individual winners as co-Coach of the Year, and sophomore Alaina Coates closed out the South Carolina entries with spots on the All-SEC Second Team and All-Defensive Team.
- The Gamecock bench is among the most envied in the nation, averaging 37.2 points per game on the season. The group has tied or out-scored its starting teammates 16 times, including 11 SEC contests. Headlined by super-subs Alaina Coates (10.6 ppg/8.1 rpg) and A'ja Wilson (13.7 ppg/7.0 rpg), the group is actually multi-dimensional, especially in SEC action, during which freshman Bianca Cuevas averaged 6.8 points and junior Tina Roy came in at 4.9 points per game on a team-best 43.1 percent shooting from 3-point range.
- South Carolina is seventh in the nation with a .477 field goal percentage this season. Defensively, the Gamecocks have allowed just two opponents reach that percentage this season – UConn (.554, Feb. 9) and Vanderbilt (.481, Feb. 15). In fact, only six opponents have shot 40.0 percent or better this season and six other have failed to reach the 30.0 percent mark, leaving South Carolina 11th in the nation in field goal percentage defense.
- The Gamecocks have proven they can win games in a variety of ways – high or low scoring, inside or outside – because of a consistent defensive effort. South Carolina has won games scoring as few as 51 points (at Duke, Dec. 7) and as many as 111 (Savannah State, Dec. 14), but opponents have ranged just 26 (NC Central, Dec. 1) to 66 (Tennessee, Feb. 23) in the Gamecocks' 27 wins.
- South Carolina has shown its versatility throughout games this season with six different Gamecocks leading the offense in at least one game – three guards (Tiffany Mitchell 12, Bianca Cuevas 2, Asia Dozier 1) and three post players (A'ja Wilson 13, Alaina Coates 2, Aleighsa Welch 3).
- Junior Tiffany Mitchell was named a Naismith Trophy semifinalist this week, keeping herself in the national player of the year conversation thanks to her ability to affect the game on both sides of the ball. She is the only active SEC player to rank among the league's top 15 in points (2nd, 14.8 ppg), assists (14th, 2.8 apg) and steals (8th, 2.0).
- Senior Aleighsa Welch will finish her career as one of the all-time great rebounders in South Carolina history. Her 425 career offensive boards are just two shy of the school record (Marsha Williams, 1990-93). At 898 career total rebounds, Welch is on the cusp of becoming just the fourth player in school history to record 1,000 career points and 900 career boards. She is tied for ninth in program history with 21 career double-doubles.
- Forward A'ja Wilson closed the regular season with the best freshman rebounding game in program history with her 19 boards at Kentucky (Mar. 1), adding 16 points for her fifth double-double of the season. The top player in the 2014 signing class has been on a tear over the last six games, scoring 97 points in just 124 minutes. Wilson shot 52.4 percent over the stretch, averaging 16.2 points and 7.3 rebounds.
- Junior point guard Khadijah Sessions has been a star on both sides of the ball for the Gamecocks lately. Always a steady defender who sets the tone for the team, she has been making a splash offensively, especially in the last seven games, during which she has averaged 6.1 points on 45.7 percent shooting, including 46.7 percent from 3-point range. Sessions has handed out 3.5 assists and swiped 2.2 steals per game during the stretch as well. Prior to the UConn game, she averaged 4.0 points on 36.4 percent shooting with 21.1 percent from long range while averaging 3.0 assists and 2.0 steals.

one.

Prior to each season, head coach Dawn Staley chooses a theme for her team to play under. This season's is "one."

With expectations surrounding this season, Staley believed it was important for her team to focus on the collective instead of any individual, knowing that to thrive in pressure situations, each student-athlete may have to sacrifice a piece of herself to become one team.

2014-15 South Carolina Media Roster

| | | | | |
|-----------|---|---|--|---|
| 0 |  | <p>India Farmer 6-0 • So. • Forward • N. Myrtle Beach, S.C.</p> <p>PPG 0.3 RPG 0.5 APG 0.0 FG% .000 FT% .667</p> | <p>LAST GAME: 1 min at Ole Miss NOTABLE: Seen action in 13 games this season ... great team player ... works hard with good attitude ... played in 18 games last season, including seven SEC and four postseason.</p> | <p>Career Highs Pts: 3, 2x, vs. Alabama, 1/19/14 Reb: 3 vs. NC Central, 12/2/13 Ast: — Stl: 1 at Florida, 1/19/15</p> |
| 1 |  | <p>Bianca Cuevas 5-6 • Fr. • Guard • Bronx, N.Y. <i>kway-VAAS</i></p> <p>PPG 5.7 RPG 1.6 APG 1.7 FG% .364 FT% .767</p> | <p>LAST GAME: 4 pts, 1 rebs, 1 stl at Kentucky NOTABLE: Cat-quick, crafty guard now with better grasp of point guard position ... 10+ points 7 times ... 6.8 ppg in SEC, 4.5 ppg in non-SEC ... McDonald's All-America.</p> | <p>Career Highs Pts: 21 at Ole Miss, 2/1/15 Reb: 4, 3x, at Georgia, 2/5/15 Ast: 5, 4x, vs. Vanderbilt, 2/15/15 Stl: 4, 2x, vs. Sav. St., 12/14/14</p> |
| 2 |  | <p>Olivia Gaines 5-7 • Sr. • Guard • Chester, S.C.</p> <p>PPG 1.4 RPG 1.0 APG 0.8 FG% .366 FT% .750</p> | <p>LAST GAME: 3 pts, 1 ast, 1 stl at Kentucky NOTABLE: Key defensive stopper ... played in all but two games, averaging 9.9 min in SEC play, up from 7.8 in non-SEC ... drew Senior Day start, scored career-high 9 points.</p> | <p>Career Highs Pts: 9 vs. Mississippi St., 2/26/15 Reb: 5, 2x, vs. Clemson, 11/20/14 Ast: 5 vs. Chas. Sthrn., 11/8/13 Min: 23 vs. Alabama, 1/19/14</p> |
| 3 |  | <p>Kaydra Duckett 5-8 • Fr. • Guard • Columbia, S.C. <i>KAY-druh DUCK-it</i></p> <p>PPG 0.2 RPG 0.6 APG 0.1 FG% .091 FT% .500</p> | <p>LAST GAME: 1 min at Kentucky NOTABLE: Has played in 17 games, including nine SEC ... 1st career points vs. NCCU ... rated 3A South Carolina player of the year ... won two state titles (2012, 2014).</p> | <p>Career Highs Pts: 2, 2x, vs. Sav. St., 12/14/14 Reb: 4 vs. Savannah St., 12/14/14 Ast: 1, 2x, vs. Sav. St., 12/14/14 Stl: 1, 3x, at UConn, 2/9/15</p> |
| 5 |  | <p>Khadijah Sessions 5-8 • Jr. • Guard • Myrtle Beach, S.C. <i>kub-DEE-zhub SESH-uns</i></p> <p>PPG 4.5 RPG 2.5 APG 3.1 FG% .392 FT% .512</p> | <p>LAST GAME: 2 pts, 1 ast, 1 stl at Kentucky NOTABLE: Setting great defensive tone ... 1st in SEC in A:TO (2.1), 5th in steals (2.0), 8th in assists ... 11 games of 4+ assists, including three of last four ... 6.1 ppg on 45.7% FG last 7 games.</p> | <p>Career Highs Pts: 19 vs. Auburn, 2/3/13 Reb: 6 vs. Clemson, 11/20/14 Ast: 8 vs. NC Central, 12/1/14 Stl: 4, 9x, at Arkansas, 2/19/15</p> |
| 15 |  | <p>Tiffany Davis 5-7 • So. • Guard • Houston, Texas</p> <p>PPG 1.4 RPG 1.1 APG 0.5 FG% .385 FT% .667</p> | <p>LAST GAME: 2 pts, 2 rebs, 4 min vs. Texas A&M NOTABLE: Played in 14 games ... doing "her job" well off the bench, per Staley ... continues to learn how to run offense efficiently ... missed last three games with foot injury.</p> | <p>Career Highs Pts: 11 vs. Ole Miss, 1/30/14 Reb: 6 at Arkansas, 1/2/14 Ast: 3, 4x, vs. SC State, 12/22/13 Stl: 5 vs. Elon, 11/9/12</p> |
| 22 |  | <p>A'ja Wilson 6-5 • Fr. • Guard/Forward • Hopkins, S.C. <i>A-zhub</i></p> <p>PPG 13.7 RPG 7.0 BPG 1.7 FG% .516 FT% .648</p> | <p>LAST GM: 16 pts, 19 rebs, 6 blks at Kentucky NOTABLE: SEC Fr. of the Year ... scored 10+ 24 times, 5 double-doubles ... 10th in SEC in pts., 8th in rebs. — only fr. in both top 20 ... SC freshman-record 19 rebs at UK ... 16.2 ppg last 6 games.</p> | <p>Career Highs Pts: 26 vs. LSU, 2/12/15 Reb: 19 at Kentucky, 3/1/15 Blks: 6 at Kentucky, 3/1/15 Stl: 3, 4x, vs. C. Mich., 12/20/14</p> |
| 23 |  | <p>Tina Roy 5-11 • Junior • Guard • Kaplan, La.</p> <p>PPG 4.5 RPG 1.8 APG 2.3 FG% .402 FT% .500</p> | <p>LAST GAME: 10 pts, 2 rebs, 1 ast at Kentucky NOTABLE: Team-high 43.1 percent from 3 in SEC play ... made huge contributions to wins over LSU, Vanderbilt and at Arkansas, shooting 8-of-14 (.571) from 3-pt range in those games.</p> | <p>Career Highs Pts: 15 vs. Presbyterian, 11/27/11 Reb: 8 at Miss. State, 2/6/14 Ast: 10 vs. Sav. State, 12/14/14 Stl: 3 vs. Southern Cal, 11/15/14</p> |
| 24 |  | <p>Aleighsa Welch 6-0 • Sr. • Forward • Goose Creek, S.C. <i>uh-LEE-sub</i></p> <p>PPG 8.9 RPG 6.3 BPG 1.1 FG% .573 FT% .404</p> | <p>LAST GM: 7 pts, 2 rebs, 3 assts at Kentucky NOTABLE: SEC Scholar-Athlete of the Year ... SEC 16th in rebs, 10th in offensive ... 13 games with 10+ pts ... in 3 gms last week — 10.0 ppg on 70.0% FG, 7.3 rpg, 2.0 apg ... 3-time captain.</p> | <p>Career Highs Pts: 23 vs. UNC, 12/18/13 Reb: 17 vs. CoFC, 11/14/13 Ast: 5, 2x, last vs. LSU, 2/12/15 Blk: 5, 2x, at Kentucky, 2/20/14</p> |
| 25 |  | <p>Tiffany Mitchell 5-9 • Jr. • Guard • Charlotte, N.C.</p> <p>PPG 14.8 RPG 3.0 APG 2.8 FG% .515 FT% .828</p> | <p>LAST GAME: 8 pts, 4 rebs, 3 assts at Kentucky NOTABLE: SEC Player of the Year ... SEC top 3 in pts, FG% and FT% ... 10+ pts 24 times, 4 20+ gms ... Wade and Staley Watch Lists, Wooden Top 20, Naismith Semifinalist ... Academic All-District.</p> | <p>Career Highs Pts: 25 vs. Georgia, 2/27/14 Reb: 11, 5x, at Arkansas, 1/2/14 Ast: 9 at SDSU, 11/23/13 Stl: 7 vs. NC Central, 12/1/14</p> |
| 31 |  | <p>Asia Dozier 6-0 • Jr. • Guard/Forward • Columbia, S.C. <i>DOE-zbur</i></p> <p>PPG 4.0 RPG 1.1 APG 1.7 FG% .384 FT% .667</p> | <p>LAST GM: 2 rebs, 3 blks at Kentucky NOTABLE: 10+ points three times ... handed out 4 assists five times ... sealed win over Tennessee with FTs in final :07 ... hit key 3s in wins over Tennessee, Kentucky, at Missouri ... team captain.</p> | <p>Career Highs Pts: 16, 2x, at SDSU, 11/23/13 Reb: 10 vs. Elon, 11/9/12 Ast: 6, 2x, vs. Georgia, 3/7/14 Stl: 2, 7x, at Alabama, 1/8/15</p> |
| 33 |  | <p>Elem Ibiam 6-4 • Sr. • Center • Fayetteville, Ga. <i>ELL-um IB-ee-um</i></p> <p>PPG 6.7 RPG 4.0 BPG 0.9 FG% .568 FT% .750</p> | <p>LAST GAME: 2 rebs at Kentucky NOTABLE: 2nd in career blocks (156), 21 shy of record ... 13th in SEC in blocks ... 10+ pts in 8 games, 1 20-pt game ... very efficient in first half against Tennessee (6-of-7) ... team captain.</p> | <p>Career Highs Pts: 21 vs. Sav. St., 12/14/14 Reb: 12, 2x, vs. CMU, 12/20/14 Blk: 7 at Miss. State, 2/6/14 Min: 34 at Texas A&M, 1/16/14</p> |
| 40 |  | <p>Jatarie White 6-4 • Fr. • Forward • Charlotte, N.C. <i>juh-TAR-ee</i></p> <p>PPG 2.7 RPG 2.5 BPG 0.2 FG% .370 FT% .583</p> | <p>LAST GAME: 4 min at Kentucky NOTABLE: Missed 12 games due to illness (3) and foot injury (9) ... returned w/ great outing at Georgia ... brings great energy, different look to post play ... WBCA, McDonald's All-America.</p> | <p>Career Highs Pts: 11 vs. Clemson, 11/20/14 Reb: 7 at Georgia, 2/5/15 Blk: 2 at Georgia, 2/5/15 Stl: 1, 3x, vs. Vanderbilt, 2/15/15</p> |
| 41 |  | <p>Alaina Coates 6-4 • So. • Center • Irmo, S.C. <i>uh-LAY-nuh COATS</i></p> <p>PPG 10.6 RPG 8.1 BPG 1.5 FG% .526 FT% .705</p> | <p>LAST GM: 6 pts, 7 rebs, 1 blk at Kentucky NOTABLE: 22nd in SEC in pts, 3rd in rebs, 4th in blocks ... 2nd in SEC with 11 doubles-doubles ... 10+ pts 17 times, 2 20-pt gms ... 10+ rebs 13 times, 5 with 13+ ... great 2nd half vs. Tennessee.</p> | <p>Career Highs Pts: 24, 2x, vs. Ole Miss, 1/30/14 Reb: 17 vs. Kentucky, 1/9/14 Blk: 5, 3x, vs. Alabama, 1/29/15 Min: 30 vs. Sthrn. Cal, 11/15/14</p> |

Starter

Reserve

Quick Facts

The University

Location: Columbia, S.C.
Founded: 1801
Enrollment: 31,964
Colors: Garnet (PMS 202C) and Black
Nickname: Gamecocks
Conference: Southeastern
President: Dr. Harris Pastides
Athletics Director: Ray Tanner
Facility: Colonial Life Arena (18,000)

Coaching Staff

Head Coach: Dawn Staley
Alma Mater: Virginia, 1992
Overall Record: 320-153 (14th season)
School Record: 148-73 (6th season)
Assoc. Head Coach (Alma Mater):
 Lisa Boyer (Ithaca, 1979)
Assistant Coaches (Alma Mater):
 Nikki McCray-Penson (Tennessee, 1995)
 Darius Taylor (Michigan, 2000)

Team Information

2013-14 Record: 29-5
 Home: 16-0 Away: 10-2 Neutral: 3-3
SEC Record (Finish): 14-2 (1st)
 Home: 8-0 Away: 6-2
Letterwinners Returning/Lost: 10/2
Starters Returning/Lost: 5/0

Program History

First Year of Women's Basketball: 1974-75
All-Time Record: 728-502 (41st season)
All-Time SEC Record: 131-200 (23rd season)
NCAA Appearances (Last): 11 (2014)
NCAA Tournament Record: 13-11
Last NCAA Result: L, 58-65, North Carolina, Palo Alto, Calif, 3/30/14, Sweet 16
WNIT Appearances (Last): 4 (2011)
WNIT Record: 3-4

Media Relations

Women's Basketball Contact: Diana Koval
Office: 803.777.7977
Cell: 314.369.6050
Email: dkoval@mailbox.sc.edu
Press Row Phone: 803.777.6182
Athletics Department on the Web
Website: GamecocksOnline.com
Twitter: @GamecocksOnline
Instagram: @GamecocksOnline
Facebook: Facebook.com/GamecocksOnline
YouTube: YouTube.com/GamecocksOnline
Women's Basketball on Twitter
Team: @GamecockWBB
Head Coach: @DawnStaley

A South Carolina Win Would...

- Bring the Gamecocks' SEC Tournament record under head coach Dawn Staley to 6-6.
- Put the Gamecocks into the semifinals for the second-straight season and the third time in the last four seasons.

By the Numbers

- 0 SEC games in which the Gamecocks have been out-rebounded
- 1 Game this season in which South Carolina has attempted fewer than 10 free throws (9 vs. Central Michigan, Dec. 20)
- 2 Consecutive SEC regular-season titles (out-right or shared) by the Gamecocks in as many seasons – the first in program history
- 2 Offensive rebounds needed by senior Aleighsa Welch to tie the school career record with 427
- 3.8 Assists per game by junior Khadijah Sessions over the last five games
- 4 Individual SEC awards brought home by the Gamecocks, matching last season's total
- 5 Gamecocks shooting at least 50.0 percent for the season
- 5.1 Free throws made per game more by the Gamecocks than their opponents (14.8-9.7)
- 11 Double-doubles by Alaina Coates this season, including five in league play
- 13 Games in which the Gamecocks have shot at least 50.0 percent from the field, including seven SEC contests
- 15 Games in which the Gamecocks have out-rebounded their opponent by 10 or more, including eight in SEC play
- 15.4 Second-chance points per game scored by South Carolina, compared to 8.7 for its opponents
- 16 Games in which South Carolina's bench has tied or out-scored its starters, including 11 SEC contests
- 16 Games, out of season's 29, in which junior Tiffany Mitchell has shot at least 50.0 percent
- 16.5 Points per game more in the paint scored by the Gamecocks than their opponents (39.2-22.7)
- 21 Career double-doubles each by senior Aleighsa Welch and sophomore Alaina Coates, who are tied for ninth in program history
- 25 Fouls committed by the Gamecocks in the loss at #13/15 Kentucky (Mar. 1), a season high for a team that averaged just 14.8 prior to that
- 33 Times this season a Gamecock has played 30 or more minutes in a game, compared to 71 times last season

Arkansas Series History

The Razorbacks lead the series 17-13, but the Gamecocks have won six of the last seven, including a current five-game win streak.

In the regular-season meeting on Feb. 19, South Carolina used a late first-half run and its size to wear down Arkansas in a 73-56 win at Bud Walton Arena. Mitchell led four Gamecocks in double figures as the team shot 52.1 percent from the field.

The Gamecocks swept the home-and-home series last season, eking out a 55-51 victory in Fayetteville (Jan. 2) before storming past the Razorbacks 67-49 in Columbia (Feb. 9).

South Carolina's results vs. Arkansas since the arrival of head coach Dawn Staley:

| Date | W/L | Score | Site | Rank (SC/ARK) |
|---------|-----|------------|------|---------------|
| 2/12/09 | L | 54-58 | A | -/- |
| 2/14/10 | L | 68-72 | H | -/- |
| 2/6/11 | W | 64-62 (ot) | A | -/- |
| 2/9/12 | L | 47-68 | A | 24/- |
| 2/26/12 | W | 53-47 | H | -/- |
| 1/27/13 | W | 43-40 | A | 18/- |
| 1/2/14 | W | 55-51 | A | 13/- |
| 2/9/14 | W | 67-49 | H | 6/- |
| 2/19/15 | W | 73-56 | A | 2/- |

Gamecocks in the Rankings

(Thru games of 3/4)

| Team | SEC | NCAA | Actual |
|--------------------------|-----|------|--------|
| Scoring Offense | 1 | 17 | 76.7 |
| Scoring Defense | 2 | 10 | 53.3 |
| Scoring Margin | 1 | 3 | +23.3 |
| Field Goal Percentage | 1 | 7 | .477 |
| Field Goal %age Def. | 2 | 11 | .349 |
| 3-Point FG %age | 1 | 40 | .353 |
| 3-Point FG %age Def. | 3 | 13 | .270 |
| 3-Point FG Made/Gm. | 4 | 180 | 4.9 |
| Free Throw Percentage | 7 | 219 | .671 |
| Rebounding Offense | 1 | — | 42.5 |
| Rebounding Defense | 2 | — | 31.9 |
| Rebounding Margin | 1 | 9 | +10.6 |
| Assists | 1 | 19 | 16.7 |
| Steals | 9 | 78 | 9.1 |
| Turnover Margin | 6 | 68 | +2.8 |
| Turnovers | — | 78 | 14.6 |
| Assist-to-Turnover Ratio | 1 | 25 | 1.1 |
| Blocked Shots | 1 | 9 | 6.2 |
| Home Attendance Avg. | 1 | 1 | 12,540 |

| Alaina Coates | SEC | NCAA | Actual |
|----------------|-----|------|--------|
| Scoring | 22 | — | 10.6 |
| Rebounding | 3 | 113 | 8.1 |
| FT Percentage | 10 | — | .705 |
| Blocks | 4 | 111 | 1.5 |
| Off. Rebounds | 8 | — | 2.9 |
| Double-Doubles | T-2 | 46 | 11 |

| Elem Ibiam | SEC | NCAA | Actual |
|------------|-----|------|--------|
| Blocks | 13 | — | 0.9 |

| Tiffany Mitchell | SEC | NCAA | Actual |
|------------------|-----|------|--------|
| Scoring | 2 | 183 | 14.8 |
| FG Percentage | 3 | 39 | .515 |
| FT Percentage | 3 | 57 | .828 |
| 3-Pt FG Made | 8 | — | 1.7 |
| Assists | 14 | — | 2.8 |
| Steals | T-8 | 146 | 2.0 |

| Khadijah Sessions | SEC | NCAA | Actual |
|--------------------|-----|------|--------|
| Assists | 8 | — | 3.1 |
| Steals | T-5 | 137 | 2.0 |
| Assist-to-TO Ratio | 1 | 48 | 2.1 |

| Aleighsa Welch | SEC | NCAA | Actual |
|----------------|-----|------|--------|
| Rebounding | 16 | — | 6.3 |
| Blocks | 7 | 216 | 1.1 |
| Off. Rebounds | 10 | — | 2.8 |

| A'ja Wilson | SEC | NCAA | Actual |
|---------------|-----|------|--------|
| Scoring | 10 | — | 13.7 |
| Rebounding | 8 | 250 | 7.0 |
| FG Percentage | 2 | 37 | .516 |
| Blocks | 3 | 89 | 1.7 |

Current Gamecock Streaks

| | Total | Home | Road | Neut. |
|----------------|-------|------|------|-------|
| Overall | L1 | W32 | L1 | W4 |
| SEC | L1 | W18 | L1 | — |
| Non-Conference | L1 | W16 | L1 | W4 |
| Ranked Teams | L1 | W5 | L2 | W1 |

2014-15 Double-Doubles

Alaina Coates (11)

| | | |
|-------|----------------------|----------------|
| 11/15 | Southern Cal | 18 pts/13 rebs |
| 11/20 | Clemson | 12 pts/10 rebs |
| 12/4 | Charlotte | 15 pts/13 rebs |
| 12/14 | Savannah State | 20 pts/10 rebs |
| 12/17 | at Hampton | 12 pts/13 rebs |
| 12/20 | vs. Central Michigan | 16 pts/10 rebs |
| 1/2 | Auburn | 11 pts/14 rebs |
| 1/26 | Texas A&M | 12 pts/11 rebs |
| 1/29 | Alabama | 14 pts/10 rebs |
| 2/1 | at Ole Miss | 10 pts/10 rebs |
| 2/19 | at Arkansas | 14 pts/11 rebs |

Elem Ibiam (1)

| | | |
|-------|----------------------|----------------|
| 12/20 | vs. Central Michigan | 10 pts/12 rebs |
|-------|----------------------|----------------|

Aleighsa Welch (2)

| | | |
|------|----------------|----------------|
| 2/9 | at Connecticut | 17 pts/11 rebs |
| 2/23 | Tennessee | 19 pts/14 rebs |

A'ja Wilson (5)

| | | |
|-------|--------------|----------------|
| 11/28 | vs. Syracuse | 15 pts/10 rebs |
| 12/21 | vs. Liberty | 17 pts/10 rebs |
| 1/2 | Auburn | 12 pts/10 rebs |
| 1/4 | at LSU | 21 pts/13 rebs |
| 3/1 | at Kentucky | 16 pts/19 rebs |

Poll Prominence

South Carolina is No. 3 in both polls this week, after a 12-week run as the No. 1 team in the Associated Press Poll. It was the third-longest stretch at the top by a team in the last five seasons (beginning 2010-11). Only four teams have held the top spot in the AP poll during that time – Baylor (39 weeks), Connecticut (35 weeks) and Stanford (6 weeks).

In the last 10 seasons (beginning 2005-06), eight teams have occupied the AP Poll's No. 1 position. South Carolina's 12 weeks in the spot is the fifth-most among that group – UConn (85), Baylor (39), Tennessee (16) and Duke (14).

The AP's No. 1 ranking on Nov. 24 was a South Carolina program first, besting the No. 2 spot the Gamecocks held for five times in their history – Nov. 17, 2014; Preseason 2014-15; Jan. 2, 1982; Dec. 27, 1981; and Dec. 20, 1981.

SEC Stories

Head coach Dawn Staley has steadily lifted the Gamecocks' national profile by building the Gamecocks into a consistent SEC contender with back-to-back regular-season titles, shirking decades of difficulty in the nation's best women's basketball conference.

In her seventh season at the helm, Staley boasts a 67-43 (.609) SEC regular-season record and has finished outside the league's top five just twice – an unprecedented achievement for a program that had finished INSIDE the top five only two times in the previous 17 seasons. Staley's 67 wins include now four seasons of double-digit league victories – 10-6

in 2012, 11-5 in 2013, an SEC-best 14-2 in 2014 and this season's 15-1 mark.

Staley's SEC regular-season record includes a 38-18 (.679) mark at home and a 29-25 (.537) slate on the road.

SEC Title Talk

In 2013-14, South Carolina became the seventh program to win the SEC regular-season title, and the Gamecocks joined even more elite company by repeating this season. Just four teams have done so, and South Carolina shares the honor with Tennessee (multiple times), Georgia (1996, 1997) and LSU (2005, 2006).

Rare Company

As just the second sophomore ever to earn SEC Player of the Year honors from the league's coaches last season, junior Tiffany Mitchell became the seventh player to pick up the award twice in her career, joining South Carolina assistant coach Nikki McCray (1994, 1995) among others. Mitchell would be the second-straight player to do it after Kentucky's A'dia Mathies completed her double in 2012 and 2013, but the first to earn the award outright in consecutive seasons since LSU Seimone Augustus took home the honor in 2005 and 2006.

New Name, Same Title

South Carolina became just the second team in league history to earn back-to-back SEC Freshman of the Year awards as A'ja Wilson followed in the footsteps of Alaina Coates. Only Georgia has captured the award in consecutive seasons – 2001 with Christi Thomas and 2002 with Kara Braxton. Wilson and Coates also share the SEC record, with several others, with five SEC Freshman of the Week honors.

Books and Boards

Senior Aleighsa Welch became the Gamecocks' first ever SEC Scholar-Athlete of the Year this season. The sport and entertainment management major marries her strong GPA with even stronger work on the glass as she is fourth in school history in total rebounds and just two away from tying the career offensive rebounds record.

Conference Climbing

The Gamecocks' 29 games include 16 in SEC play and 13 non-conference outings, and seven of South Carolina's nine primary contributors have shown marked improvement in at least one statistic from non-conference to SEC action.

Two Gamecocks have improved their scoring averages – Bianca Cuevas (4.5 to 6.8 ppg) and Khadijah Sessions (4.0 to 4.9 ppg). Those two, along with Tina Roy, have improved field goal percentages to thank for the increase with Cuevas going from 35.9 percent to 6.7, Sessions rising from 31.6 percent to 46.0 and Roy improving from 35.3 percent to 44.3. The latter two made significant leaps from outside the 3-point line – Sessions (23.1

2014-15 Awards

Alaina Coates

All-SEC Second Team
SEC All-Defensive Team
Naismith Trophy Top 50 Watch List
No. 25 Player in the Nation (espnW)

Elem Ibiam

SEC Community Service Team

Tiffany Mitchell

SEC Player of the Year (two-time)
All-SEC First Team
Capital One Academic All-District 4
Wooden Late-Season Top 20
Naismith Trophy Semifinalist (10)
Wade and Dawn Staley Award Watch Lists
Preseason All-America (AP, Sports Illustrated, ESPN)
No. 4 Player in the Nation (espnW)
Preseason All-SEC (Coaches, Media)

Aleighsa Welch

SEC Scholar-Athlete of the Year
All-SEC First Team
Naismith Trophy Midseason 30
Wade Watch List
Wooden Award Preseason Top 30
No. 7 Player in the Nation (espnW)
Preseason All-America Second Team (ESPN)

A'ja Wilson

SEC Freshman of the Year
All-SEC First Team
Wooden Award Late-Season Top 20
Naismith Trophy Midseason 30
USBWA National Freshman of the Week (Dec. 1-7)
5-time SEC Freshman of the Week (Nov. 24-30; Dec. 1-7; Dec. 29-Jan. 4; Jan. 26-Feb. 1; Feb. 9-15)

Dawn Staley

SEC Coach of the Year (two-time)
Naismith Coach of the Year Semifinalist (10)

to 33.3%) and Roy (36.1 to 43.1%).

Aleighsa Welch and A'ja Wilson have lifted their rebounding averages with Welch going from 5.6 to 6.9 rpg and Wilson rising from 6.5 to 7.4 rpg. Alaina Coates are blocking more shots per game – 1.3 to 2.0 bpg for Wilson and 1.4 to 1.6 for Coates. Tiffany Mitchell rounds out the group, lifting her steals per game from 1.9 to 2.0 in SEC action.

Crunch Time

South Carolina has won all six of its games this season when the margin is under 10 points in the last five minutes, and the Gamecocks have done so with their primary strengths – Tiffany Mitchell, rebounding and defense.

Gamecocks in 2014-15 National Polls

| Poll | Pre | 11/17 | 11/24 | 12/1 | 12/8 | 12/15 | 12/22 | 12/29 | 1/5 | 1/12 | 1/19 | 1/26 | 2/2 | 2/9 | 2/16 | 2/23 | 3/2 | 3/9 | 3/17 | Final |
|------------------|-----|-------|-------|------|------|-------|-------|-------|-----|------|------|------|-----|-----|------|------|-----|-----|------|-------|
| Associated Press | 2 | 2 | 1 | 1 | 1 | 1 | 1 | 1 | 1 | 1 | 1 | 1 | 1 | 1 | 2 | 2 | 3 | | | |
| Coaches | 2 | 3 | 2 | 2 | 1 | 1 | 1 | 1 | 1 | 1 | 1 | 1 | 1 | 2 | 2 | 2 | 4 | | | |

In those six games – Southern Cal, vs. #22/22 Syracuse, at #9/8 Duke, #10/11 Kentucky, at Missouri and vs. #6/6 Tennessee – Staley trusts in Mitchell's competitive spirit, giving her the ball in late-game situations. The junior has answered the bell, averaging 3.4 points per final five minutes of those games – nearly double the next Gamecock on the list. Behind her fearless attacking of the rim, a majority of her points have come at the free throw line, where she has hit 14-of-17 (.824) attempts during those close-game situations.

In a show of determination, the Gamecocks have also dominated the glass at crunch time, out-rebounding their opponents 6.6 to 4.8 per final five minutes, with Alaina Coates, A'ja Wilson and Aleighsa Welch grabbing the bulk of the boards.

South Carolina's defense has held those opponents to just 27.0 percent shooting and 9.1 percent from outside the arc in that time span.

Win Any Way

As the Gamecocks' baseball coach a few years ago, South Carolina athletics director Ray Tanner frequently used the phrase "Win Anyway." Women's basketball has put its own twist on the quote. The Gamecocks have lost just twice this season, but the end has not always come by the same means.

Dawn Staley's team has won with both a high-flying offense – posting records of 4-0 when scoring 90+ points, 7-0 when scoring 80-89 points – and a more methodical one, 7-0 when scoring 70-79 points, 8-2 scoring fewer than 70.

The Gamecocks have won both inside – 12-1 when shooting less than 33.3 percent from 3-point range, 11-1 when at least half of points come in the paint – and outside – 15-1 when shooting 33.3 percent or better from 3-point range, 16-1 when less than half of points come in the paint.

South Carolina has seen its top scorer come from both the starting lineup (12-1) and the bench (13-1) – with two games in which a starter and reserve tied for the team high (win vs. Auburn – Welch, Wilson; win vs. Vanderbilt – Mitchell, Wilson).

Controlled Caroms

The Gamecocks have also built their success on the glass – an aspect of the game that head coach Dawn Staley preaches as a measure of effort as much as talent. South Carolina ranks ninth in the nation in rebounding margin, out-boarding its opponents by 10.6 per game. The Gamecocks have out-paced their opponent by double-digit rebounds 14 times this season, including eight SEC outings. The rebounding margin has been at least 20 four times – Clemson (+22), Savannah State (+35), at Hampton (+27) and Vanderbilt (+20). Only two teams – #22/22 Syracuse (Nov. 28) and #9/8 Duke (Dec. 7) – have out-rebounded South Carolina this season.

Bench Marks

While every competitor wants to be a starter, the Gamecocks have shown that the bench can be just as productive a position. The South Carolina bench has tied or out-scored its starting teammates 16 times this season, including 11 SEC contests, and has out-scored the entire opposing team five times – Clemson (Nov. 20), San Diego State (Nov. 23), NC Central (Dec. 1) and Florida (Jan. 19). In all, the bench has accounted for 48.0 percent of the Gamecocks' points this season, including 49.7 percent of the offense in SEC games.

Of the 104 double-figure games turned in this season, 52 of them have come from the bench – A'ja Wilson (24), Alaina Coates (15), Bianca Cuevas (7), Tina Roy (3), Jatarie White (2) and Asia Dozier (1).

Diehard Defenders

While the offense has fluctuated in source and volume, the one standard for the Gamecocks – both this season and throughout head coach Dawn Staley's career – has been their defense. South Carolina is 10th in the nation in scoring defense, allowing 53.3 points per game with just three opponents scoring more than 63 points (87 by UConn, Feb. 9; 66 by Tennessee, Feb. 23; 67 by Kentucky, Mar. 1). In fact, South Carolina has held an opponent to 50 or fewer points 13 times in 29 games this season.

In SEC play, South Carolina yields a league-best 55.5 points per game and has limited some of the conference's highest scoring teams well beneath their averages. Kentucky (2nd in the SEC in scoring) scored 72.3 points per game in their 14 games against other SEC teams but averaged just 63.5 in two against the Gamecocks. The league's fourth-best scoring team, Mississippi State posted 65.7 points per game in their other 14 games compared to 50 against South Carolina. In all, five teams failed to get within eight points of their average against other league schools while playing the Gamecocks – Missouri (59.7 - 49), Florida (57.1 - 42) and Georgia (55.9 - 35).

SWAT Team

South Carolina leads the SEC and ranks ninth in the nation with 6.2 blocked shots per game. The effort is a continuation of last season, during which the Gamecocks shattered the school record for blocks in a season by 41, recording 240 over 34 games for a 7.1 average. This season, South Carolina has swatted double-digit shots five times, including three SEC games – 10 vs. Southern Cal, 10 vs. Kentucky, 10 at Georgia, 11 at Arkansas and a season-best 12 at Kentucky.

Four Gamecocks rank among the SEC's top 15 blockers, led by freshman A'ja Wilson in third at 1.7 per game, followed closely by sophomore Alaina Coates in fourth at 1.6 per game. Seniors Aleighsa Welch and Elem Ibiam are next in line with Welch swatting 1.1 per game for seventh and Ibiam rejecting 0.9 per game for 13th place.

Far Reaching

South Carolina head coach Dawn Staley enjoys an embarrassment of riches with four players listed at 6'4" or taller. Even more impressive might be the reach of the Gamecocks' top contributors, most with wingspans that exceed their height.

| Name | Height | Reach | Diff. |
|------------------|--------|-------|-------|
| Alaina Coates | 6'4" | 6'8" | +4" |
| Elem Ibiam | 6'4" | 6'8" | +4" |
| Tiffany Mitchell | 5'9" | 6'0" | +3" |
| Aleighsa Welch | 6'0" | 6'3" | +3" |
| Asia Dozier | 6'0" | 6'2" | +2" |
| A'ja Wilson | 6'5" | 6'6" | +1" |

Diversified Assets

South Carolina is often lauded for the depth of its talent, and the Gamecocks' improved offensive numbers certainly bear out those accolades – 17th in the nation at 76.7 points per game and seventh in the nation in field goal percentage (.477).

The embarrassment of riches has not upset South Carolina's chemistry but instead has strengthened it as each Gamecock plays for the good of the team instead of herself – a message head coach Dawn

AP Top 25

(Week of March 2)

| | |
|--------------------------|------|
| 1. Connecticut | 28-1 |
| 2. Notre Dame | 28-2 |
| 3. South Carolina | 27-2 |
| 4. Maryland | 27-2 |
| 5. Tennessee | 25-4 |
| 6. Baylor | 26-3 |
| 7. Florida State | 27-3 |
| 8. Oregon State | 26-3 |
| 9. Arizona State | 26-4 |
| 10. Louisville | 24-5 |
| 11. Mississippi State | 26-5 |
| 12. Kentucky | 21-8 |
| 13. Princeton | 27-0 |
| 14. Iowa | 23-6 |
| 15. North Carolina | 23-7 |
| 16. Duke | 20-9 |
| 17. Chattanooga | 26-3 |
| 18. Texas A&M | 22-8 |
| 19. Stanford | 21-9 |
| 20. Florida Gulf Coast | 27-2 |
| 21. George Washington | 26-3 |
| 22. Syracuse | 21-8 |
| 23. Rutgers | 21-8 |
| 24. Northwestern | 22-7 |
| 25. Seton Hall | 26-4 |

USA Today Coaches Top 25

(Week of March 2)

| | |
|--------------------------|------|
| 1. Connecticut | 28-1 |
| 2. Notre Dame | 28-2 |
| 3. Maryland | 27-2 |
| 4. South Carolina | 27-2 |
| 5. Tennessee | 25-4 |
| 6. Florida State | 27-3 |
| 7. Baylor | 26-3 |
| 8. Arizona State | 26-4 |
| 9. Oregon State | 26-3 |
| 10. Louisville | 24-5 |
| 11. Kentucky | 21-8 |
| 12. North Carolina | 23-7 |
| 13. Mississippi State | 26-5 |
| 14. Princeton | 27-0 |
| 15. Iowa | 23-6 |
| 16. Duke | 20-9 |
| 17. Texas A&M | 22-8 |
| 18. Chattanooga | 26-3 |
| 19. George Washington | 26-3 |
| 20. Stanford | 21-9 |
| 21. Florida Gulf Coast | 27-2 |
| 22. Rutgers | 21-8 |
| 23. Seton Hall | 26-4 |
| 24. Syracuse | 21-8 |
| 25. Northwestern | 20-9 |

Staley often equates with USA Basketball's utopian camaraderie and ultimate success.

Two stats that best exemplify the all-for-one mentality of the team are in the assist numbers – 19th in the nation at 16.7 per game – and that only one Gamecock is averaging 10.0 or more shots per game. In fact, on one of the nation's most efficient offensive teams, which features all five of its top scorers shooting over 51.0 percent, just two Gamecocks have made the minimum field goals required for individual ranking in field goal percentage – A'ja Wilson (2nd in SEC, 37th in nation) and Tiffany Mitchell (3rd in SEC, 39th in nation).

Here's how those numbers break down.

| Name | FGM/gm | FGA/gm | FG% | PPG |
|----------|--------|--------|------|------|
| Mitchell | 5.2 | 10.2 | .515 | 14.8 |
| Wilson | 5.0 | 9.7 | .516 | 13.7 |
| Coates | 3.4 | 6.6 | .526 | 10.3 |
| Welch | 4.1 | 7.1 | .573 | 8.9 |
| Ibiam | 2.7 | 4.8 | .568 | 6.7 |

Zone Buster

While the Gamecocks are highly regarded for their post play, South Carolina's guards have been effective at capitalizing on what opposing teams are willing to cede in their preferred zone defense – the 3-point shot. The Gamecocks lead the SEC and rank 40th in the nation in 3-point field goal percentage, hitting 35.3 percent from outside the arc. The percentage is higher than last season's (.347), and after closing 2013-14 averaging 3.9 made 3s per game, South Carolina is fourth in the SEC with a 4.9 average this season.

Junior Tiffany Mitchell has been the primary long-range shooter, attempting 3.7 3s per game while shooting 44.4 percent from outside the arc. But juniors Tina Roy and Khadijah Sessions have lifted their long-range production in SEC action as well. Roy is shooting a team-best 43.1 percent in league games, while Sessions has lifted her accuracy to 33.3 percent after going 7-of-15 (.467) over the last six games.

Staley Status Update

While leading the Gamecocks to one of the best seasons in program history, South Carolina head coach Dawn Staley has continued to carve out her place as one of the top coaches in the game.

With the Gamecocks' rise to No. 1 in the Associated Press poll this season, Staley joined Baylor's Kim Mulkey as the only women to have played on and coached a No. 1-ranked team. Staley's Virginia team was ranked No. 1 for a total of 24 weeks spanning her junior and senior seasons. She has led the Gamecocks to 12 weeks in the top spot in the Associated Press poll so far.

Staley also earned an extension from USA Basketball last week as she was named to an assistant coach to the U.S. Women's National Team through the 2016 Olympic Games. Her USA Basketball coaching resume already includes gold medals at the 2014 FIBA U18 Americas Championship (head



South Carolina's SEC Tournament History

Year-by-Year Results

| Year | Seed | Result |
|--------------|-------------|---|
| 2013-14 | 1 | W, 67-48 Georgia/L 58-68 Kentucky |
| 2012-13 | 5 | W, 77-35 Ala. / L, 52-61 Texas A&M |
| 2011-12 | 6 | W, 57-38 Ala. / W, 59-55 Georgia / L, 58-74 Tennessee |
| 2010-11 | 5 | W, 62-50 Ole Miss / L, 34-66 Georgia |
| 2009-10 | 8 | L, 63-64 Ole Miss |
| 2008-09 | 11 | L, 39-49 Mississippi State |
| 2007-08 | 10 | L, 71-57 Florida |
| 2006-07 | 8 | W, 65-63 Auburn / L, 63-81 Tenn. |
| 2005-06 | 7 | L, 48-64 Auburn |
| 2004-05 | 12 | L, 50-53 Ole Miss |
| 2003-04 | 12 | L, 42-73 Georgia |
| 2002-03 | 5 | W, 79-64 Miss. / L, 75-79 Miss. St. |
| 2001-02 | 2 | L, 61-79 Arkansas |
| 2000-01 | 6 | L, 68-75 Ole Miss |
| 1999-00 | 11 | L, 58-80 Vanderbilt |
| 1998-99 | 12 | L, 71-82 Alabama |
| 1997-98 | 11 | W, 76-61 LSU / L, 72-92 Alabama |
| 1996-97 | 12 | L, 48-75 Tennessee |
| 1995-96 | 11 | L, 48-65 Florida |
| 1994-95 | 10 | L, 70-80 Arkansas |
| 1993-94 | 10 | L, 80-83 Kentucky |
| 1992-93 | 7 | L, 57-59 Ole Miss |
| 1991-92 | 12 | L, 47-58 Vanderbilt |
| Total | 8-23 | |

Record By Team

| | |
|-------------------|-----|
| Alabama | 2-2 |
| Arkansas | 0-2 |
| Auburn | 1-1 |
| Florida | 0-2 |
| Georgia | 2-2 |
| Kentucky | 0-2 |
| LSU | 1-0 |
| Mississippi | 2-4 |
| Mississippi State | 0-2 |
| Tennessee | 0-3 |
| Texas A&M | 0-1 |
| Vanderbilt | 0-2 |

coach), 2014 FIBA World Championship (assistant coach), 2008 Beijing Olympics (asst. coach) and 2007 FIBA Americas Championship (asst. coach).

More on Muffin

Senior Aleighsa Welch has been locked in on finishing her career with a bang, and her consistent effort has her ranked among the program's career top 10 in eight different categories, including three rebounding top-five entries, while also among the top-15 scorers. Among the Gamecocks' 30 1,000-point scorers, she is one of just nine to amass at least 800 career rebounds as well. At 898 career rebounds, she is just two away from becoming just the fourth Gamecock to have 1,000 points and 900 rebounds in her career. Her current career .582 field goal percentage is second in school history behind only Jocelyn Penn's school-record .593.

The expansion of the Gamecocks' frontline have brought her overall rebounding numbers down slightly (6.3 rpg this season vs. 7.2 average previous three seasons), but she has been especially tenacious on the glass against ranked opponents, averaging 8.7 boards over eight games against ranked foes (including a flu-ridden two-rebound effort at #13/15 Kentucky to end the season) compared to 4.9 in the

Gamecocks' other 20 outings. Welch also continues to provide consistency on the offensive end, shooting a team-high 57.3 percent from the field and handing out 1.9 assists per game.

Trademark TM

Two-time SEC Player of the Year Tiffany Mitchell remains part of the national player of the year conversation because of her ability to affect the game in myriad ways. Second in the SEC in scoring (14.8 ppg), she is third in both field goal percentage (.515, 39th in nation) and free throw percentage (.828). Aside from scoring, Mitchell is also among the league's top 15 in assists (14th, 2.8) and steals (8th,

Welch Watch

Just three offensive rebounds away from the tying the program's career record, senior forward Aleighsa Welch looks to mount an attack on other parts of the Gamecock charts before closing out her career.

Here are a few of the career benchmarks she has a chance to catch:

| Category | Current | Chasing | To Go |
|------------|--------------|--------------|-------|
| Points | 1,373 (14th) | 1,388 (13th) | 15 |
| FT Made | 321 (T-7th) | 333 (6th) | 12 |
| FT Att. | 527 (5th) | 604 (4th) | 77 |
| Rebs. | 898 (4th) | 901 (3rd) | 3 |
| Off. Rebs. | 425 (2nd) | 427 (1st) | 2 |
| Def. Rebs. | 473 (T-5th) | 489 (4th) | 16 |
| Dbl-Dbls. | 21 (T-9th) | 25 (8th) | 4 |
| Blocks | 124 (7th) | 133 (6th) | 9 |
| Games | 129 (T-4th) | 130 (3rd) | 1 |

Scoring Differentials

| | |
|--|---|
| Largest lead in a win | by 64 (111-47), 2nd-0:52, Savannah state, 12/12 by 64 (90-26), 2nd-0:36, NC Central, 12/1 |
| Largest deficit overcome to win | by 12 (15-27), 1st-8:41, vs. Syracuse, 11/27 |
| Largest lead given up in a loss | by 6 (15-9), 1st-8:35, at Kentucky 3/1 |
| Largest deficit in a loss | by 25 (62-87), 2nd-0:37, at UConn, 2/9 |

2.0). In fact, only two players rank among the SEC's top 15 in scoring, assists and steals – Mitchell and Georgia's Shacobia Barbee.

The junior guard showed similar diversity last season and added outside shooting to this season's resume, hitting 44.4 percent from outside the arc.

| Games Led Team In... | | | |
|---|----------------|---------------|---------------|
| <i>(Tied for team lead in each category included)</i> | | | |
| Scoring | 2014-15 | Career | Record |
| A'ja Wilson | 13 | 13 | 12-1 |
| Tiffany Mitchell | 12 | 32 | 30-2 |
| Aleighsa Welch | 3 | 28 | 18-10 |
| Alaina Coates | 2 | 9 | 8-1 |
| Bianca Cuevas | 2 | 2 | 2-0 |
| Asia Dozier | 1 | 2 | 2-0 |
| Elem Ibiam | 0 | 6 | 4-2 |
| Khadijah Sessions | 0 | 3 | 2-1 |
| Tina Roy | 0 | 2 | 2-0 |
| Rebounding | 2014-15 | Career | Record |
| Alaina Coates | 14 | 32 | 30-2 |
| A'ja Wilson | 8 | 8 | 7-1 |
| Aleighsa Welch | 7 | 46 | 38-8 |
| Elem Ibiam | 1 | 12 | 12-0 |
| Tiffany Mitchell | 0 | 9 | 8-1 |
| Assists | 2014-15 | Career | Record |
| Khadijah Sessions | 10 | 21 | 19-2 |
| Tiffany Mitchell | 8 | 26 | 24-2 |
| Tina Roy | 5 | 8 | 8-0 |
| Bianca Cuevas | 5 | 5 | 5-0 |
| Asia Dozier | 3 | 13 | 13-0 |
| Aleighsa Welch | 3 | 13 | 9-4 |
| Alaina Coates | 1 | 1 | 1-0 |
| Olivia Gaines | 0 | 1 | 0-1 |

| Team Specialty Stats | | | | |
|-----------------------------|----------------------|---------------------|-----------------------|-----------------------|
| South Carolina/Opponent | | | | |
| | Pts. in Paint | Pts. Off TOs | 2nd Chance Pts | Fast Break Pts |
| 11/15 USC | 32-36 | 16-22 | 14-10 | 4-8 |
| 11/20 Clem. | 46-16 | 23-9 | 31-7 | 8-2 |
| 11/23 SDSU | 40-8 | 3-2 | 15-9 | 24-2 |
| 11/27 vs. Wisc. | 32-10 | 16-11 | 10-0 | 4-4 |
| 11/28 vs. Syr. | 20-16 | 11-6 | 13-17 | 0-0 |
| 12/1 NCCU | 58-12 | 31-7 | 3-3 | 34-0 |
| 12/4 Char. | 46-20 | 19-15 | 26-4 | 10-13 |
| 12/7 at Duke | 32-24 | 16-19 | 11-11 | 6-4 |
| 12/14 Sav. St. | 70-26 | 34-12 | 24-3 | 18-6 |
| 12/17 at HU | 26-14 | 10-19 | 17-6 | 11-4 |
| 12/20 vs. CMU | 62-28 | 21-8 | 21-2 | 16-0 |
| 12/21 vs. LU | 40-24 | 24-8 | 15-4 | 12-2 |
| 1/2 Aub. | 52-24 | 28-12 | 16-13 | 22-8 |
| 1/4 at LSU | 36-26 | 14-14 | 5-13 | 8-0 |
| 1/8 at Ala. | 32-24 | 19-6 | 17-12 | 13-0 |
| 1/11 Ky. | 36-28 | 9-19 | 18-4 | 10-18 |
| 1/15 at MU | 22-14 | 10-0 | 14-4 | 6-0 |
| 1/19 at UF | 46-26 | 20-13 | 11-12 | 14-4 |
| 1/26 TAMU | 44-24 | 15-15 | 13-9 | 14-4 |
| 1/29 Ala. | 42-22 | 22-10 | 20-9 | 18-4 |
| 2/1 at Miss. | 36-26 | 18-11 | 18-19 | 8-4 |
| 2/5 at Ga. | 26-14 | 10-18 | 13-8 | 10-0 |
| 2/9 at UC | 34-40 | 7-17 | 20-10 | 2-10 |
| 2/12 LSU | 42-26 | 29-19 | 8-16 | 18-8 |
| 2/15 Vandy | 50-32 | 29-18 | 18-8 | 21-12 |
| 2/19 at Ark. | 30-26 | 13-14 | 9-13 | 8-6 |
| 2/23 Tenn. | 44-30 | 10-8 | 21-8 | 2-5 |
| 2/26 MSU | 36-16 | 26-11 | 12-4 | 4-2 |
| 3/1 at Ky. | 24-24 | 7-19 | 14-15 | 0-8 |
| <i>Averages</i> | <i>39.2-22.7</i> | <i>17.6-12.5</i> | <i>15.4-8.7</i> | <i>11.2-4.8</i> |

Her heightened accuracy was on full display against San Diego State (Nov. 23) when her 6-of-6 effort from 3 was the best perfect game in program history. She went on to match her career high with six 3s at Hampton as well, those coming on eight attempts.

Double Trouble

One of sophomore Alaina Coates' goals this season focuses around posting double-doubles, taking to heart her head coach's quip that the 6-foot-4 center is a "walking double-double." Ranking 46th in the nation with 11 this season – 2nd in the SEC – the Irmo, S.C., native has 21 career double-doubles through 62 games, tying her for ninth in school history in the category.

Five of this season's 11 have come in SEC action, which is one shy of the program record of six set by Marsha Williams in 1991-92. Her 10 career SEC double-doubles is just one shy of Williams' career record of 11.

Hometown Hero

SEC Freshman of the Year A'ja Wilson wrapped up her first regular season with a bang as her 19 rebounds at #13/15 Kentucky (Mar. 1) broke the South Carolina freshman record, previously held by Alaina Coates at 17 against Kentucky on Jan. 9 2014.

With five double-doubles on the season, Wilson is second on the team in scoring, ranking 10th in the SEC in at 13.7 ppg, and rebounding, coming in eighth in the league at 7.0 rpg. She is the only freshman to rank among the SEC's top 20 scorers and rebounders – standing 11th and 12th, respectively. She has led the team in scoring a team-

| Starters vs. Bench Points | | | | |
|----------------------------------|--------------------|----------------------|-----------------|-------------------|
| | SC Starters | Opp. Starters | SC Bench | Opp. Bench |
| 11/15 USC | 55 | 36 | 15 | 25 |
| 11/20 Clem. | 54 | 27 | 45 | 14 |
| 11/23 SDSU | 36 | 17 | 53 | 21 |
| 11/27 vs. Wisc. | 28 | 37 | 39 | 7 |
| 11/28 vs. Syr. | 37 | 55 | 30 | 8 |
| 12/1 NCCU | 48 | 18 | 42 | 8 |
| 12/4 Char. | 41 | 53 | 41 | 8 |
| 12/7 at Duke | 34 | 33 | 17 | 17 |
| 12/14 Sav. St. | 51 | 44 | 60 | 5 |
| 12/17 at HU | 33 | 48 | 36 | 1 |
| 12/20 vs. CMU | 46 | 29 | 34 | 16 |
| 12/21 vs. LU | 43 | 32 | 41 | 12 |
| 1/2 Aub. | 38 | 20 | 39 | 38 |
| 1/4 at LSU | 28 | 35 | 47 | 16 |
| 1/8 at Ala. | 47 | 25 | 55 | 34 |
| 1/11 Ky. | 53 | 40 | 15 | 20 |
| 1/15 at MU | 37 | 40 | 23 | 9 |
| 1/19 at Florida | 30 | 19 | 47 | 23 |
| 1/26 TAMU | 38 | 53 | 41 | 8 |
| 1/29 Ala. | 37 | 41 | 48 | 13 |
| 2/1 at Miss. | 34 | 40 | 43 | 19 |
| 2/5 at Ga. | 25 | 19 | 33 | 16 |
| 2/9 at UConn | 44 | 82 | 18 | 5 |
| 2/12 LSU | 37 | 58 | 49 | 4 |
| 2/15 Vandy | 38 | 35 | 51 | 24 |
| 2/19 at Ark. | 39 | 53 | 34 | 3 |
| 2/23 Tenn. | 56 | 64 | 15 | 2 |
| 2/26 MSU | 40 | 30 | 29 | 20 |
| 3/1 at Ky. | 28 | 47 | 39 | 20 |
| <i>Averages</i> | <i>39.8</i> | <i>39.0</i> | <i>37.3</i> | <i>15.3</i> |

high 13 times, including seven SEC games. Wilson also adds a top-five blocked shots average (3rd, 1.7) and field goal percentage (2nd, .516) to her resume.

Wilson is the only freshman on either the Wooden Late-Season Top 20 or the Naismith Midseason Top 30. She has earned SEC Freshman of the Week five times, tying the league record, and was the USBWA's first Freshman of the Week (games Dec. 1-7).

It's Elem-entary

Senior center Elem Ibiam is making a charge at the school record for career blocks this season after setting the single-season mark with 83 in 2013-14. The Fayetteville, Ga., native is currently second with 156 in her career, trailing the Gamecocks' career record of 177 of set by Lakesha Tolliver (2004-07).

| Miscellaneous Stats | | | |
|----------------------------|----------------|---------------|---------------|
| Double-Doubles | 2014-15 | Career | Record |
| Alaina Coates | 11 | 21 | 20-1 |
| A'ja Wilson | 5 | 5 | 4-1 |
| Aleighsa Welch | 2 | 21 | 18-3 |
| Elem Ibiam | 1 | 2 | 1-1 |
| Tiffany Mitchell | 0 | 4 | 4-0 |
| 20+ Points | 2014-15 | Career | Record |
| Tiffany Mitchell | 4 | 12 | 12-0 |
| A'ja Wilson | 4 | 4 | 4-0 |
| Alaina Coates | 2 | 8 | 7-1 |
| Bianca Cuevas | 1 | 1 | 1-0 |
| Elem Ibiam | 1 | 1 | 1-0 |
| Aleighsa Welch | 0 | 5 | 3-2 |
| 10+ Points | 2014-15 | Career | Record |
| Tiffany Mitchell | 24 | 69 | 61-8 |
| A'ja Wilson | 24 | 24 | 22-2 |
| Alaina Coates | 17 | 40 | 38-2 |
| Aleighsa Welch | 13 | 74 | 62-12 |
| Elem Ibiam | 8 | 33 | 29-4 |
| Bianca Cuevas | 7 | 7 | 7-0 |
| Asia Dozier | 3 | 12 | 11-1 |
| Khadijah Sessions | 3 | 18 | 17-1 |
| Tina Roy | 3 | 10 | 8-2 |
| Jatarie White | 2 | 2 | 2-0 |
| Tiffany Davis | 0 | 1 | 1-0 |
| 10+ Rebounds | 2014-15 | Career | Record |
| Alaina Coates | 13 | 24 | 23-1 |
| Aleighsa Welch | 5 | 27 | 24-3 |
| A'ja Wilson | 5 | 5 | 4-1 |
| Elem Ibiam | 1 | 4 | 5-2 |
| Tiffany Mitchell | 0 | 7 | 6-1 |
| Asia Dozier | 0 | 1 | 1-0 |
| 5+ Assists | 2014-15 | Career | Record |
| Khadijah Sessions | 4 | 9 | 9-0 |
| Bianca Cuevas | 4 | 4 | 4-0 |
| Tina Roy | 3 | 5 | 5-0 |
| Tiffany Mitchell | 1 | 8 | 8-0 |
| Aleighsa Welch | 1 | 2 | 2-0 |
| Asia Dozier | 0 | 8 | 8-0 |
| Olivia Gaines | 0 | 1 | 1-0 |
| 5+ Steals | 2014-15 | Career | Record |
| Tiffany Mitchell | 3 | 8 | 8-0 |
| Tiffany Davis | 0 | 1 | 1-0 |
| 5+ Blocks | 2014-15 | Career | Record |
| Alaina Coates | 1 | 3 | 3-0 |
| A'ja Wilson | 1 | 1 | 0-1 |
| Elem Ibiam | 0 | 7 | 7-0 |
| Aleighsa Welch | 0 | 2 | 2-0 |

South Carolina's Record When...

| | SEC | All | | SEC | All |
|--|------|------|---|------|------|
| Record..... | 15-1 | 27-2 | No South Carolina players foul out | 13-0 | 23-1 |
| Playing a ranked opponent..... | 5-1 | 7-2 | One or more SC players foul out..... | 2-1 | 4-1 |
| Playing at home | 8-0 | 14-0 | Having 20 or more assists..... | 3-0 | 11-0 |
| Playing on the road | 7-1 | 9-2 | Having less than 20 assists..... | 12-1 | 16-2 |
| Playing at neutral site | 0-0 | 4-0 | Scoring more pts. in paint than opponent | 15-0 | 26-0 |
| Leading at half | 14-0 | 24-0 | Scoring equal/less pts. in paint than opp. | 0-1 | 1-2 |
| Trailing at half | 1-1 | 3-2 | Scoring more pts. off TOs than opponent | 10-0 | 19-0 |
| Tied at half | 0-0 | 0-0 | Scoring equal/less pts. off TOs than opp. | 5-1 | 8-2 |
| Playing an overtime game | 0-0 | 0-0 | Scoring more 2nd-chance pts. | 10-0 | 19-1 |
| 0 players score in double figures | 0-0 | 0-0 | Scoring equal/less 2nd-chance pts..... | 5-1 | 8-1 |
| 1 player scores in double figures | 0-0 | 0-0 | Scoring more fast break pts..... | 13-0 | 21-0 |
| 2 players score in double figures | 4-1 | 6-1 | Scoring equal/less fast break pts..... | 2-1 | 6-2 |
| 3 players score in double figures | 6-0 | 7-1 | Wearing white uniforms | 6-0 | 16-0 |
| 4 players score in double figures | 2-0 | 6-0 | Wearing black uniforms | 7-1 | 9-2 |
| 5 players score in double figures | 2-0 | 6-0 | Wearing pink uniforms | 2-0 | 2-0 |
| More than 5 players in double figures..... | 1-0 | 2-0 | Playing in tournaments/classics | 4-0 | 4-0 |
| Starters out-score opponent's starters | 7-0 | 15-0 | Playing on live television | 13-1 | 16-2 |
| Opponent's starters score equal/more | 8-1 | 12-2 | Playing in November..... | 5-0 | 5-0 |
| Bench out-scores opponent's bench | 14-1 | 24-2 | Playing in December | 7-0 | 7-0 |
| Opponent's bench scores equal/more..... | 1-0 | 3-0 | Playing in January | 8-0 | 8-0 |
| SC Starters out-score SC Bench..... | 5-0 | 12-1 | Playing in February | 7-0 | 7-1 |
| SC Bench out-scores/ties SC Starters | 10-1 | 15-1 | Playing in March..... | 0-1 | 0-1 |
| Shooting 50% or better | 7-0 | 13-0 | Playing during the day..... | 4-0 | 9-0 |
| Shooting between 40-49% | 5-0 | 9-0 | Playing at night | 11-1 | 18-2 |
| Shooting between 30-39% | 3-1 | 5-2 | Playing on Sunday..... | 4-1 | 8-1 |
| Shooting less than 30% | 0-0 | 0-0 | Playing on Monday..... | 3-0 | 4-1 |
| Opponent shoots 50% or better | 0-0 | 0-1 | Playing on Tuesday..... | 0-0 | 0-0 |
| Opponent shoots between 40-49% | 4-0 | 5-0 | Playing on Wednesday..... | 0-0 | 1-0 |
| Opponent shoots between 30-39% | 8-1 | 16-1 | Playing on Thursday..... | 7-0 | 10-0 |
| Opponent shoots less than 30% | 3-0 | 6-0 | Playing on Friday | 1-0 | 2-0 |
| Shooting better than opponent..... | 13-1 | 24-1 | Playing on Saturday..... | 0-0 | 2-0 |
| Shooting worse than/equal to opponent | 2-0 | 3-1 | Margin is less than 5 pts. | 0-0 | 2-0 |
| Having more FTs made than opponent | 12-0 | 20-0 | Margin is between 5-9..... | 2-0 | 3-0 |
| Having equal/less FTs made than opponent | 3-1 | 7-2 | Margin is between 10-19..... | 6-1 | 6-1 |
| Out-rebounding opponent..... | 15-0 | 25-1 | Margin is 20 pts. or more..... | 7-0 | 16-1 |
| Having equal/less rebounds than opponent | 0-1 | 2-1 | Having a 20-pt. scorer..... | 5-0 | 9-0 |
| Having more TOs than opponent | 7-1 | 9-2 | Having a 30-pt. scorer..... | 0-0 | 0-0 |
| Having equal or less TOs than opponent..... | 8-0 | 18-0 | Scoring 49 points or less..... | 0-0 | 0-0 |
| Attempting more FT than 3FG..... | 14-0 | 23-1 | Scoring 50-59 points..... | 1-1 | 2-1 |
| Attempting equal/less FT than 3FG | 1-1 | 4-1 | Scoring 60-69 points..... | 4-0 | 7-1 |
| Making 5 or more 3FGs..... | 6-1 | 14-2 | Scoring 70-79 points..... | 6-0 | 7-0 |
| Making less than 5 3FGs..... | 9-0 | 13-0 | Scoring 80-89 points..... | 5-0 | 7-0 |
| Making no 3 FGs..... | 0-0 | 0-0 | Scoring 90-99 points..... | 0-0 | 2-0 |
| Attempting 15 or more 3FGs..... | 6-1 | 12-1 | Scoring 100 points or more..... | 1-0 | 2-0 |
| Attempting less than 15 3FGs..... | 9-0 | 15-1 | | | |

The Last Time...

Individual

Scored 50 Points

South Carolina 51, Jocelyn Penn vs. Stetson, 1/4/03
Opponent Never

Scored 40 Points

South Carolina 51, Jocelyn Penn vs. Stetson, 1/4/03
Opponent 46, Cornelia Gayden, LSU, 1/14/95

Scored 30 Points

South Carolina 30, Ieasia Walker vs. Clemson, 11/18/10
Opponent 32, LaQueta Ferguson, Florida International, 11/25/07

Grabbed 20 Rebounds

South Carolina 25, Kelsey Bone vs. Boston University, 12/28/09
Opponent 24, Courtney Paris, Oklahoma, 12/30/07

Grabbed 15 Rebounds

South Carolina 19, A'ja Wilson at Kentucky, 3/1/15
Opponent 17, Briana Day, Syracuse, 11/28/14

Two Players with 20 or More Points

South Carolina Tiffany Mitchell 20/A'ja Wilson 20 vs. Vanderbilt, 2/15/15
Opponent Kaleena Mosqueda-Lewis 23/Breanna Stewart 22 at UConn, 2/9/15

Two Players with 10 or More Rebounds

South Carolina Alaina Coates 14/A'ja Wilson 10 vs. Auburn, 1/2/15
Opponent Shela Boykin 12/Danielle Ballard 12, LSU, 2/12/15

Had 10 Assists

South Carolina 10, Tina Roy vs. Savannah State, 12/14/14
Opponent 11, Marneshia Richard, Mississippi State, 1/21/07

Had Five Steals

South Carolina 5, Tiffany Mitchell at Arkansas, 2/19/15
Opponent 5, Danielle Ballard, LSU, 2/12/15

Had Five Blocked Shots

South Carolina 5, Alaina Coates vs. Alabama, 1/29/15
Opponent 5, Breanna Stewart, at UConn, 2/9/15

Had a Double-Double

South Carolina A'ja Wilson (16 pts, 19 rebs) at Kentucky, 3/1/15
Opponent Cierra Burdick (16 pts, 10 rebs), Tennessee, 2/23/15

Two Players had a Double-Double

South Carolina Alaina Coates (11 pts/14 rebs)/A'ja Wilson (12 pts/10 rebs) vs. Auburn, 1/2/15
Opponent Sheila Boykin (12 pts/12 rebs)/Danielle Ballard (16 pts/12 rebs), LSU, 2/12/15

Three Players had a Double-Double

South Carolina Ashley Bruner (16 pts/12 rebs)/Aleighsa Welch (16 pts/ 11 rebs)/Elem Ibiyam (12 pts/10 rebs) vs. Kansas, 3/25/13
Opponent Merlakia Jones (26 pts/10 rebs)/Takilya Davis (19 pts/13 rebs)/DeLisha Milton (14 pts/15 rebs), at Florida, 2/20/94

Had a Triple-Double

South Carolina Iva Sliskovic (18 pts, 15 rebs, 10 assts) vs. High Point, 12/20/06
Opponent Never

Team

Scored 100 Points

South Carolina 102 vs. North Carolina A&T, 3/21/08
Opponent 103, Clemson, 11/21/03

Won by 30 or More Points

South Carolina 89-59 (30) vs. Vanderbilt, 2/15/15
Opponent 66-34 (32), Georgia, 3/4/11

Shot 65% or Better from the Field

South Carolina .652 (45-69) vs. East Tennessee State, 12/19/00
Opponent Never

Shot 60% or Better from the Field

South Carolina .603 (35-58) vs. NC Central, 12/1/14
Opponent .604 (29-48), Vanderbilt, 1/18/01

Shot 50% or Better from the Field

South Carolina .510 (26-51) vs. Mississippi State, 2/26/15
Opponent .554 (31-56), at UConn, 2/9/15

No Players in Double-Figure Points

South Carolina at Auburn, 1/19/12
Opponent at Georgia, 2/5/15

Five Players in Double-Figure Points

South Carolina at Ole Miss, 2/1/15
Opponent Arkansas, 2/14/10

More Than Five Players in Double-Figure Points

South Carolina 6 at Alabama 1/8/15
Opponent 6 at Georgia, 2/13/03

Faced AP Top-25 Opponent

Win 69-50 vs. No. 11 Mississippi State, 2/26/15
Loss 56-67 at No. 13 Kentucky, 3/1/15

Faced AP Top-10 Opponent

Win 71-66 vs. No. 6 Tennessee, 2/23/15
Loss 87-62 at No. 2 UConn, 2/9/15

Faced AP Top-5 Opponent

Win 55-50 vs. No. 5 Kentucky, 1/24/13
Loss 87-62 at No. 2 UConn, 2/9/15

Faced AP No. 1 Team

Win Never
Loss 49-53 vs. No. 1 Stanford, 12/19/12

Overtime Game

Win 58-55 vs. Drexel, 11/28/12
Loss 65-57 at Texas A&M, 1/16/14

Double-Overtime Game

Win 92-91 at Florida State, 2/4/91
Loss 92-94 at Clemson, 11/19/09

South Carolina Was Ranked (AP Poll)

No. 1 2/9/15
Top 10 No. 3, 3/1/15
Top 25 No. 3, 3/1/15

2014-15 Team High/Low

| South Carolina Highs | South Carolina Lows | Category | Opponent Lows | Opponent Highs |
|------------------------------------|-------------------------------------|------------------------------|-------------------------------|---------------------------------|
| 111 vs. Savannah State, 12/14 | 51 at Duke, 12/7 | Points in Game | 26, NC Central, 12/1 | 87, at UConn, 2/9/15 |
| 60 (1st) vs. Savannah State, 12/14 | 17 (1st) at Duke, 12/7 | Points in Half | 10 (2nd), NC Central, 12/1 | 47 (1st) at UConn, 2/9/15 |
| 38 vs. Savannah State, 12/14 | 20 at Kentucky, 3/1 | Field Goals Made | 10, NC Central, 12/1 | 31 at UConn, 2/9/15 |
| 38 vs. Clemson, 11/20 | 20 at Duke, 12/7 | Field Goal Attempts | 45, NC Central, 12/1 | 70, vs. LSU, 2/12 |
| 72 vs. Central Michigan, 12/20 | 48 at Arkansas, 2/19 | FG Percentage | .207 (12-58) at Georgia, 2/5 | 70, at Florida, 1/19 |
| 72 vs. Clemson, 11/20 | .323 (20-62) at Kentucky, 3/1 | 3-Point FG Made | 1, vs. LSU, 2/12 | .554 (31-56), at UConn, 2/9/15 |
| .638 (37-58) at Alabama, 1/8 | 1 vs. Mississippi State, 2/26 | 3-Point FG Attempts | 1, at Florida, 1/15 | 8, at UConn, 2/9/15 |
| 11 at Alabama, 1/8 | 1 vs. Tennessee, 2/23 | 3-Point FG Percentage | 1, at LSU, 1/4 | |
| | 1 vs. Texas A&M, 1/26 | Free Throws Made | 1, Savannah State, 12/14 | |
| | 1 vs. Savannah State, 12/14 | Free Throw Attempts | 4, Vanderbilt, 2/15 | 23, vs. Mississippi State, 2/26 |
| 28 vs. C. of Charleston, 11/14 | 4 vs. Texas A&M, 1/26 | FT Percentage | .067 (1-15), at Florida, 1/19 | .727 (8-11), at UConn, 2/9/15 |
| .583 (7-12) vs. LSU, 2/12 | .125 (1-8) vs. Savannah St., 12/14 | Rebounds | 3, Texas A&M, 1/26 | 27, at Kentucky, 3/1 |
| 34 vs. Savannah State, 12/14 | 3 vs. Central Michigan, 12/20 | Assists | | |
| | | Steals | | |
| 3, Clemson, 11/20 | | Blocked Shots | | |
| 47 vs. Savannah State, 12/14 | 9 vs. Central Michigan, 12/20 | Turnovers | 10, at Hampton, 12/17 | 29, San Diego St., 11/23 |
| .850 (17-20) at Alabama, 1/8 | .333 (3-9) vs. Central Mich., 12/20 | Fouls | 11, at UConn, 2/9/15 | 32, at Ole Miss, 2/1 |
| 56 vs. Savannah State, 12/14 | 30 at Alabama, 1/8 | | | |
| 26 vs. NC Central, 12/1 | 6 at Missouri, 1/15 | | | |
| 21 vs. NC Central, 12/1 | 2 at Hampton, 12/17 | | | |
| 12 at Kentucky, 3/1 | 1 at UConn, 2/9/15 | | | |
| | 1 vs. San Diego St., 11/23 | | | |
| 23 at LSU, 1/4 | 5 vs. Tennessee, 2/23 | | | |
| | 5 vs. Syracuse, 11/28 | | | |
| 25 at Kentucky, 3/1 | 7 vs. Central Michigan, 12/20 | | | |
| | 7 vs. San Diego St., 11/23 | | | |
| | 7 vs. Clemson, 11/20 | | | |

2014-15 Individual Superlatives

| Category | South Carolina | Opponent |
|------------------------------|---|--|
| Points in Game | 26 by A'ja Wilson vs. LSU, 2/12 | 26 by Hasina Muhammad, Auburn, 1/2 |
| Points in Half | 15 (1st) by Tiffany Mitchell vs. Vanderbilt, 2/15 15 (1st) by Tiffany Mitchell vs. Syracuse, 11/28 | 18 (2nd) by Hasina Muhammad, Auburn, 1/2 |
| Field Goals Made | 9 by Aleighsa Welch vs. Tennessee, 2/23 | 9 by Crystal Bradford, Central Michigan, 12/20 |
| Field Goal Attempts | 17 by Aleighsa Welch at UConn, 2/9 17 by A'ja Wilson vs. Auburn, 1/2 | 21 by Danielle Ballard, LSU, 2/12 21 by Courtney Williams, Texas A&M, 1/26 21 by Brianna Butler, Syracuse, 11/28 |
| FG Percentage | 1.000 (7-7) by Elem Ibiama vs. Charlotte, 12/4 | 1.000 (5-5) by Drew Edelman, Southern Cal, 11/15 |
| 3-Point FG Made | 6 by Tiffany Mitchell at Hampton, 12/17 6 by Tiffany Mitchell vs. San Diego State, 11/23 | 5 by Kaleena Mosqueda-Lewis, at UConn, 2/9 |
| 3-Point FG Attempts | 9 by Tina Roy at Kentucky, 3/1 9 by Tina Roy vs. Syracuse, 11/28 | 10 by Brianna Butler, Syracuse, 11/28 |
| 3-Point FG Percentage | 1.000 (6-6) by Tiffany Mitchell vs. San Diego State, 11/23 | 1.000 (3-3) by Calli Berna, at Arkansas, 2/15 1.000 (3-3) by Hillary Sigmon, Charlotte, 12/4 |
| Free Throws Made | 11 by A'ja Wilson vs. LSU, 2/12 11 by Tiffany Mitchell vs. Kentucky, 1/11 | 10 by Hasina Muhammad, Auburn, 1/2 |
| Free Throw Attempts | 15 by A'ja Wilson vs. LSU, 2/12 | 11 by Makayla Epps, at Kentucky, 3/1 11 by Breanna Stewart, at UConn, 2/9 11 by Meoshonti Knight, at Alabama, 1/8 11 by Briana Day, Syracuse, 11/28 |
| FT Percentage | 1.000 (7-7) by Tiffany Mitchell at Arkansas, 2/15 | 1.000 (10-10) by Hasina Muhammad, Auburn, 1/2 |
| Rebounds | 19 by A'ja Wilson at Kentucky, 3/1 | 17 by Briana Day, Syracuse, 11/28 |
| Assists | 10 by Tina Roy vs. Savannah State, 12/14 | 9 by Alexis Peterson, Syracuse, 11/28 |
| Steals | 7 by Tiffany Mitchell vs. NC Central, 12/1 | 5 by Danielle Ballard, LSU, 2/12 |
| Blocked Shots | 6 by A'ja Wilson at Kentucky, 3/1 | 6 by Ashley Rininger, Liberty, 12/21 |
| Turnovers | 6 by A'ja Wilson at Georgia, 2/5 6 by Tiffany Mitchell vs. Southern Cal, 11/15 | 8 by Danielle Ballard, LSU, 2/12 |

Career Highs

Alaina Coates

| | |
|----------------|------------------------------------|
| Pts | 24, 2x, last vs. Ole Miss, 1/30/14 |
| FG | 11 vs. Vanderbilt, 1/5/14 |
| FGA | 16 vs. Vanderbilt, 1/5/14 |
| FG % | 1.000 (7-7) vs. SC St., 12/22/13 |
| FT | 11 at San Diego St., 11/23/13 |
| FTA | 15 at San Diego St., 11/23/13 |
| FT % | 1.000 (9-9) vs. SC St., 12/22/13 |
| Reb | 17 vs. Kentucky, 1/9/14 |
| Off Reb | 7 vs. Kentucky, 1/9/14 |
| Def Reb | 13 vs. CSU Northridge, 3/23/14 |
| Blk | 5, 3x, last vs. Alabama, 1/29/15 |
| Stl | 3, 2x, last at Florida, 1/19/15 |
| Asst | 3, 2x, last vs. Texas A&M, 1/26/15 |
| Min | 30 vs. Southern Cal, 11/15/14 |

Bianca Cuevas

| | |
|----------------|--|
| Pts | 21 at Ole Miss, 2/1/15 |
| FG | 7 at Georgia, 2/5/15 |
| FGA | 14 at Georgia, 2/5/15 |
| FG % | .833 (5-6) at Hampton, 12/17/14 |
| 3FG | 2, 4x, last at Georgia, 2/5/15 |
| 3FGA | 6 vs. Clemson, 11/20/14 |
| 3FG % | .667 (2-3) at Hampton, 12/17/14 |
| FT | 9 at Ole Miss, 2/1/15 |
| FTA | 11 at Ole Miss, 2/1/15 |
| FT % | 1.000 (4-4) at Alabama, 1/8/15 |
| Reb | 4, 3x, last at Georgia, 2/5/15 |
| Off Reb | 3 vs. Alabama, 1/29/15 |
| Stl | 4, 2x, last vs. Savannah State, 12/14/14 |
| Asst | 5, 4x, last vs. Vanderbilt, 2/15/15 |
| Min | 24 at Ole Miss, 2/1/15 |

Tiffany Davis

| | |
|----------------|---|
| Pts | 11 vs. Ole Miss, 1/30/14 |
| FG | 3 vs. Savannah State, 12/28/13 |
| FGA | 6 vs. SC State, 12/22/13 |
| FG % | 1.000 (3-3) vs. Savannah St., 12/28/13 |
| 3FG | 2, 3x, last vs. Ole Miss, 1/30/14 |
| 3FGA | 5 vs. Winthrop, 12/20/13 |
| 3FG % | 1.000 (2-2), 3x, last vs. Ole Miss, 1/30/14 |
| FT | 4 at Tennessee, 3/2/14 |
| FTA | 4 at Tennessee, 3/2/14 |
| FT % | 1.000 (4-4) at Tennessee, 3/2/14 |
| Reb | 6 at Arkansas, 1/2/14 |
| Off Reb | 2 vs. Arkansas, 2/9/14 |
| Stl | 5 vs. Elon, 11/9/12 |
| Asst | 3, 4x, last vs. SC St., 12/22/13 |
| Min | 30 at Arkansas, 1/2/14 |

Asia Dozier

| | |
|----------------|--|
| Pts | 16, 2x, at San Diego St., 11/23/13 |
| FG | 6, 2x, last at Alabama, 1/8/15 |
| FGA | 13 at San Diego St., 11/23/13 |
| FG % | 1.00 (4-4) at Kentucky, 2/14/13 |
| 3FG | 4 at San Diego State, 11/23/13 |
| 3FGA | 10 at San Diego St., 11/23/13 |
| 3FG % | 1.000 (2-2), 2x, last vs. Savannah St., 12/28/13 |
| FT | 4, 2x, last vs. Oregon St., 3/25/14 |
| FTA | 7 vs. Elon, 11/9/12 |
| FT % | 1.000 (4-4) vs. Oregon State, 3/25/14 |
| Reb | 10 vs. Elon, 11/9/12 |
| Off Reb | 4 vs. Elon, 11/9/12 |
| Blk | 3 at Kentucky, 3/1/15 |
| Stl | 2, 7x, last at Alabama, 1/8/15 |
| Asst | 6, 2x, last vs. Georgia, 3/7/14 |
| Min | 40 at Arkansas, 1/2/14 |

Kaydra Duckett

| | |
|-------------|--|
| Pts | 2, 2x, last vs. Savannah State, 12/14/14 |
| FGA | 3 vs. Savannah State, 12/14/14 |
| FT | 2 vs. Savannah State, 12/14/14 |
| FTA | 2 vs. Savannah State, 12/14/14 |
| FT % | 1.000 (2-2) vs. Savannah State, 12/14/14 |
| Reb | 4 vs. Savannah State, 12/14/14 |
| Stl | 1, 3x, last at UConn, 2/9/15 |
| Asst | 1, 2x, last vs. Savannah State, 12/14/14 |
| Blk | 1, 2x, last vs. Central Michigan, 12/20/14 |
| Min | 7 vs. Savannah State, 12/14/14 |

India Farmer

| | |
|----------------|------------------------------------|
| Pts | 3, 2x, last vs. Alabama, 1/19/14 |
| FG | 1, 2x, last vs. Alabama, 1/19/14 |
| FGA | 3 vs. NC Central, 12/2/13 |
| FG % | .333 (1-3) vs. NC Central, 12/2/13 |
| 3FG | 1, 2x, last vs. Alabama, 1/19/14 |
| 3FGA | 2 vs. NC Central, 12/2/13 |
| 3FG % | .500 (1-2) vs. NC Central, 12/2/13 |
| FT | 2 at Florida, 1/19/15 |
| FTA | 2, 2x, last, at Florida, 1/19/15 |
| FT % | 1.000 (2-2) at Florida, 1/19/15 |
| Reb | 3 vs. NC Central, 12/2/13 |
| Off Reb | 1, 3x, last vs. Clemson, 11/20/14 |
| Min | 11 vs. NC Central, 12/2/13 |

Olivia Gaines

| | |
|----------------|--|
| Pts | 9 vs. Mississippi State, 2/26/15 |
| FG | 4 vs. Mississippi State, 2/26/15 |
| FGA | 5, 2x, last vs. Mississippi State, 2/26/15 |
| FG % | 1.000 (2-2) at Texas A&M, 1/16/14 |
| FT | 3 vs. Arkansas, 2/9/14 |
| FTA | 3 vs. Arkansas, 2/9/14 |
| FT % | 1.000 (3-3) vs. Arkansas, 2/9/14 |
| Reb | 5, 2x, last vs. Clemson, 11/20/14 |
| Off Reb | 3, 2x, last vs. Clemson, 11/20/14 |
| Stl | 3, 2x, last vs. Liberty, 12/21/14 |
| Asst | 5 vs. Charleston Sthrn., 11/8/13 |
| Min | 23 vs. Alabama, 1/19/14 |

Elem Ibiam

| | |
|----------------|---|
| Pts | 21 vs. Savannah State, 12/14/14 |
| FG | 8 vs. Alabama, 3/7/13 |
| FGA | 14 at Charlotte, 12/8/13 |
| FG % | 1.000 (7-7), 2x, last vs. Charlotte, 12/4/14 |
| FT | 7 vs. Savannah State, 12/14/14 |
| FTA | 10 vs. Louisiana Tech, 11/10/13 |
| FT % | 1.00 (4-4), 2x, last vs. Mississippi State, 2/26/15 |
| Reb | 12, 2x, last vs. Central Michigan, 12/20/14 |
| Off Reb | 6, 2x, last vs. Central Michigan, 12/20/14 |
| Def Reb | 10 at Texas A&M, 1/16/14 |
| Blk | 7 at Mississippi State, 2/6/14 |
| Stl | 2, 5x, last vs. North Carolina, 12/18/13 |
| Asst | 3 vs. South Dakota St., 3/23/13 |
| Min | 34 at Texas A&M, 1/16/14 |

Tiffany Mitchell

| | |
|----------------|---|
| Pts | 25 vs. Georgia, 2/27/14 |
| FG | 8, 5x, last vs. Vanderbilt, 2/15/15 |
| FGA | 17 vs. Tennessee, 1/3/13 |
| FG % | .857 (6-7) vs. Savannah State, 12/14/14 |
| 3FG | 6, 2x, last at Hampton, 12/17/14 |
| 3FGA | 8, 2x, last at Hampton, 12/17/14 |
| 3FG % | 1.000 (6-6) vs. San Diego State, 11/23/14 |
| FT | 13 vs. CSU Northridge, 3/23/14 |
| FTA | 17 vs. CSU Northridge, 3/23/14 |
| FT % | 1.000 (10-10) vs. Georgia, 2/27/14 |
| Reb | 11, 5x, last at Arkansas, 1/2/14 |
| Off Reb | 6 at Florida, 1/20/13 |
| Blk | 3 at Arkansas, 2/19/15 |
| Stl | 7 vs. NC Central, 12/1/14 |
| Asst | 9 at San Diego State, 11/23/13 |
| Min | 40 vs. Syracuse, 11/28/14 |

Tina Roy

| | |
|----------------|---|
| Pts | 15 vs. Presbyterian, 11/27/11 |
| FG | 5, 3x, last vs. Kentucky, 1/9/14 |
| FGA | 12 vs. Georgia, 3/2/12 |
| FG % | 1.000 (4-4) at Alabama, 1/8/15 |
| 3FG | 5 vs. Presbyterian, 11/27/11 |
| 3FGA | 9, 4x, last at Kentucky, 3/1/15 |
| 3FG % | 1.000 (3-3) at Alabama, 1/8/15 |
| FT | 4 at Southern Cal, 11/25/13 |
| FTA | 4, 4x, last vs. Georgia, 2/27/14 |
| FT % | 1.000 (4-4) at Southern Cal, 11/25/13 |
| Reb | 8 at Mississippi State, 2/6/14 |
| Off Reb | 3, 2x, last vs. CSU Northridge, 3/23/14 |
| Stl | 3 vs. Southern Cal, 11/15/14 |
| Asst | 10 vs. Savannah State, 12/14/14 |
| Min | 31 vs. Vanderbilt, 1/5/14 |

Khadijah Sessions

| | |
|----------------|--------------------------------------|
| Pts | 19 vs. Auburn, 2/3/13 |
| FG | 6, 2x, last vs. Seton Hall, 11/17/13 |
| FGA | 15 at Missouri, 2/28/13 |
| FG % | .833 (5-6) vs. LSU, 2/12/15 |
| 3FG | 3, 3x, last vs. Kentucky, 1/11/15 |
| 3FGA | 6, 3x, last vs. Kentucky, 1/11/15 |
| 3FG % | 1.00 (3-3) at Kentucky, 2/20/14 |
| FT | 8 vs. Auburn, 2/3/13 |
| FTA | 12 vs. Missouri, 2/2/14 |
| FT % | 1.00 (5-5) at Kentucky, 2/20/14 |
| Reb | 6 vs. Clemson, 11/20/14 |
| Off Reb | 3 at Missouri, 2/28/13 |
| Stl | 4, 9x, last at Arkansas, 2/19/15 |
| Asst | 8 vs. NC Central, 12/1/14 |
| Min | 37 at Southern Cal, 11/25/13 |

Aleighsa Welch

| | |
|----------------|--|
| Pts | 23 vs. N. Carolina, 12/18/13 |
| FG | 10 at Kentucky, 2/20/14 |
| FGA | 19 at Tennessee, 3/2/14 |
| FG % | 1.000 (6-6), 2x, last vs. Auburn, 1/2/15 |
| FT | 10 at Xavier, 11/30/11 |
| FTA | 15 at Xavier, 11/30/11 |
| FT % | 1.00 (4-4) at Seton Hall, 12/2/12 |
| Reb | 17 vs. C. of Charleston, 11/14/13 |
| Off Reb | 9, 2x, last vs. Tennessee, 2/23/15 |
| Def Reb | 10, 2x, last at Missouri, 1/15/15 |
| Blk | 5, 2x, last at Kentucky, 2/20/14 |
| Stl | 3, 4x, last at Clemson, 11/20/13 |
| Asst | 5, 2x, last vs. LSU, 2/12/15 |
| Min | 43 at Texas A&M, 1/6/14 |

Jatarie White

| | |
|----------------|--|
| Pts | 11 vs. Clemson, 11/20/14 |
| FG | 5 vs. Clemson, 11/20/14 |
| FGA | 12 vs. Clemson, 11/20/14 |
| FG % | .600 (3-5) vs. San Diego State, 11/23/14 |
| FT | 2 vs. Wisconsin, 11/27/14 |
| FTA | 4 at Florida, 1/19/15 |
| FT % | .667 (2-3) vs. Wisconsin, 11/27/14 |
| Reb | 7 at Georgia, 2/5/15 |
| Off Reb | 3, 2x, last vs. Kentucky, 1/11/15 |
| Def Reb | 7 at Georgia, 2/5/15 |
| Blk | 2 at Georgia, 2/5/15 |
| Asst | 2, 2x, last vs. LSU, 2/12/15 |
| Min | 22 vs. San Diego St., 11/23/14 |

A'ja Wilson

| | |
|----------------|--|
| Pts | 26 vs. LSU, 2/12/15 |
| FG | 8, 2x, last vs. Savannah State, 12/14/14 |
| FGA | 17 vs. Auburn, 1/2/15 |
| FG % | .800 (8-10) vs. Savannah State, 12/14/14 |
| FT | 11 vs. LSU, 2/12/15 |
| FTA | 15 vs. LSU, 2/12/15 |
| FT % | 1.00 (5-5) vs. Mississippi State, 2/26/15 |
| Reb | 19 at Kentucky, 3/1/15 |
| Off Reb | 5, 3x, last at Kentucky, 3/1/15 |
| Def Reb | 14 at Kentucky, 3/1/15 |
| Blk | 6 at Kentucky, 3/1/15 |
| Stl | 3, 4x, last vs. Central Michigan, 12/20/14 |
| Asst | 3, 3x, last at Alabama, 1/29/15 |
| Min | 33 at Kentucky, 3/1/15 |



DAWN STALEY

**7th Season at South Carolina
Virginia, 1992**

When three-time Olympic gold medalist Dawn Staley took the reins of the University of South Carolina women's basketball program on May 10, 2008, the Gamecocks' stature immediately rose not just in the Southeastern Conference but on the national stage as well. Building on a foundation of hard work, defensive effort and a "team first" mentality, South Carolina began to realize those expectations in 2011-12. The team's now four consecutive 25-win seasons mark the most successful four-year stretch in program history. The steady improvement of the team was capped the 2013-14 squad's 29-win effort that included the program's first SEC regular-season championship and No. 1 seed in the NCAA Tournament as well as the Gamecocks' second NCAA Sweet 16 appearance in three seasons. Continuing the program's progression in 2014-15, Staley became just the second woman in college basketball history to both play for and coach a No. 1-ranked team, joining Baylor's Kim Mulkey in the elite category. Staley's Virginia team was ranked No. 1 for a total of 24 weeks spanning her junior and senior seasons. She has led the Gamecocks to 12 weeks in the top spot in the Associated Press poll so far and a second SEC regular-season title.

In her 14 seasons as a head coach, Staley has amassed a 320-153 record, including her 148-73 slate in six seasons at South Carolina. She has led her teams to 10 20-win seasons, a total of 11 postseason appearances (two WNIT), highlighted by the Gamecocks' pair of Sweet 16 appearances and 30 weeks in the Associated Press top 10, including 20 in the top five. The future continues to brighten as the nation's top recruits make Columbia, S.C., a highly coveted destination. Consistently signing the top players in the state, Staley's 2014 group illustrated the seeds her staff had been sowing since its arrival as the No. 1 recruit in the class joined two other top-35 entries among the five-member class that was ranked No. 2 in the nation.

While her coaching career is blossoming, Staley is still recognized for her body of work as a one of the most decorated participants in United States women's basketball history. The Naismith Memorial Basketball Hall of Fame solidified her legacy with her enshrinement into the Hall as part of the Class of 2013. The Phoenix Club of Philadelphia established the Dawn Staley Award recognizing the nation's top guard in women's Division I basketball in 2013 as well. Staley was inducted into the Women's Basketball Hall of Fame as part of the Class of 2012 and was one of the final nominees for induction to the U.S. Olympic Hall of Fame the same year. In the summer of 2011, the WNBA recognized her as one of the league's "Top 15," honoring the most influential players in the league's history.

At the helm of the Gamecocks over the last six seasons, Staley has been named National Coach of the Year (2014, Basketball Times), Naismith National Coach of the Year Finalist (2014), SEC Coach of the Year (2014, Coaches and AP) and BCA Female Coach of the Year (2012). She has coached an All-American, 12 All-SEC selections, five SEC All-Freshman team selections, an SEC Player of the Year, an SEC Sixth Player of the Year, an SEC Defensive Player of the Year and two SEC Freshmen of the Year. South Carolina's 29 wins in 2013-14 were one shy of the overall school record, breaking the best mark since joining the SEC of 25 set in 2011-12 and tied in 2012-13. The Gamecocks have won more SEC games than the season before in each of Staley's last five seasons, and her 52 SEC victories are more than any other Gamecock coach and account for 44.8 percent of the program's total 116 league wins. She has helped the Gamecocks to three of the program's four top-four finishes in the SEC, including the first regular-season championship in 2013-14.

HEAD COACH

Coaching Highlights

College

- 9 NCAA Tournament Appearances (3 at South Carolina)
- 10 20-Win Seasons (4 at South Carolina)
- 3 Regular-Season Conference Titles (SEC 2014, 2015; A-10 2008)
- Naismith National Coach of the Year Finalist (2014), Semifinalist (2015)
- Basketball Times National Coach of the Year (2014)
- Two-time WBCA Region Coach of the Year (Region 3 2014; Region 1 2005)
- Four-time Conference Coach of the Year (SEC 2014, 2015; A-10 2004, 2005)

USA Basketball

- Senior National Team Asst. Coach (2006-08, 2014-16) – FIBA World Championship gold medal (2014), Beijing Olympics gold medal (2008), FIBA Americas Championship gold medal (2007), FIBA World Championship bronze medal (2006)
- U18 National Team Head Coach – FIBA U18 Americas Championship gold medal (2014)
- Select Team Court Coach (Summer 2012)

Playing Highlights

U.S. Professional – 11 seasons

- Five-time WNBA All-Star (2001, 2002, 2003, 2005, 2006)
- Two-time ABL All-Star (1997, 1998)
- WNBA All-Decade Team

USA Basketball

- Three-time Olympic gold medalist (1996, 2000, 2004)
- Flag bearer for U.S. in Olympic Games Opening Ceremony (2004)
- Two-time USA Basketball Female Athlete of the Year (1994, 2004)

College – Virginia (1989-92)

- Three-time Kodak All-America (1990, 1991, 1992)
- Honda-Broderick Cup Award for Collegiate Female Athlete of the Year (1991)
- Two-time ACC Player of the Year (1991, 1992)
- NCAA Tournament Most Outstanding Player (1991)

Other Notables

- Naismith Memorial Basketball Hall of Fame, Class of 2013
- Order of the Palmetto Recipient (2013)
- Women's Basketball Hall of Fame, Class of 2012

Year-by-Year Coaching Record

| Year | School | Record | Conf. Rec. | Conf. Finish | Postseason |
|---------------|--------------------|----------------|---------------|--------------|-----------------------------------|
| 2000-01 | Temple | 19-11 | 11-5 | 2nd East | WNIT |
| 2001-02 | Temple | 20-11 | 12-4 | 2nd East | A-10 Tourn. Champ./NCAA 1st Round |
| 2002-03 | Temple | 14-15 | 9-7 | 2nd East | |
| 2003-04 | Temple | 21-10 | 14-2 | 1st East | A-10 Tourn. Champ./NCAA 1st Round |
| 2004-05 | Temple | 28-4 | 16-0 | 1st East* | A-10 Tourn. Champ./NCAA 2nd Round |
| 2005-06 | Temple | 24-8 | 12-4 | 3rd | A-10 Tourn. Champ./NCAA 1st Round |
| 2006-07 | Temple | 25-8 | 13-1 | 2nd | NCAA 2nd Round |
| 2007-08 | Temple | 21-13 | 12-2 | T-1st | NCAA 1st Round |
| 2008-09 | South Carolina | 10-18 | 2-12 | 11th | |
| 2009-10 | South Carolina | 14-15 | 7-9 | T-7th | |
| 2010-11 | South Carolina | 18-15 | 8-8 | T-5th | WNIT 2nd Round |
| 2011-12 | South Carolina | 25-10 | 10-6 | T-4th | NCAA Sweet 16 |
| 2012-13 | South Carolina | 25-8 | 11-5 | T-4th | NCAA 2nd Round |
| 2013-14 | South Carolina | 29-5 | 14-2 | 1st | NCAA Sweet 16 |
| 2014-15 | South Carolina | 27-2 | 15-1 | T-1st | |
| Career | 15th season | 320-153 | 166-68 | | |
| At SC | 7th season | 148-73 | 67-43 | | |



ALAINA COATES

6-4 • Sophomore • Center
Irmo, S.C. • Dutch Fork

- Named All-SEC Second Team for second-straight season and All-Defensive Team
- Second in the SEC with 11 double-doubles, ranking 44th in the nation ... is third in the SEC in rebounds and 22nd in scoring ... among top 10 in blocks (4th, 1.5/gm), offensive rebs (10th, 2.9 gm) and FT %age (10th, .705)
- Has scored in double figures 16 times and posted double-digit rebounds 13 times
- Has been the team's top scorer twice – Southern Cal, at Alabama
- Has led team in rebounds 14 times – Southern Cal, Clemson, Wisconsin, Charlotte, at Duke, Savannah State, at Hampton, Auburn, at Florida, Texas A&M, Alabama, at Ole Miss, at Arkansas, Mississippi St.
- Scored six straight points in second half to put #11/13 Mississippi State (Feb. 26) away
- Grabbed three of her six rebounds against #6/6 Tennessee (Feb. 23) in final 2:00 to help seal victory
- Scored on back-to-back possessions after the Razorbacks had pulled within 10 late in the second half at Arkansas (Feb. 19) as part of her 11th double-double of the season
- Needed just nine second-half minutes to score 12 of her total 14 points against Vanderbilt (Feb. 15)
- Owned the glass in second half against LSU (Feb. 12), grabbing seven of her eight boards in the final 20 minutes
- Hit all four free throw attempts on two possessions that sparked a 28-13 run to close the first half at Ole Miss (Feb. 1), turning an eight-point deficit into a seven-point halftime lead
- Matched her career high with five blocked shots against Alabama (Jan. 29)
- Had her best game against a ranked team this season with a double-double against #12/10 Texas A&M (Jan. 26), including nine points and six rebounds in second half to help deliver victory
- Dominated Florida's (Jan. 19) frontline on the glass for her fifth game of 13 or more rebounds
- Hit all six of her free throw attempts in final 2:00 at Missouri (Jan. 15) to seal Gamecocks' win
- Grabbed a pair of rebounds during game-changing 5-0 run midway through second half of win over #10/11 Kentucky (Jan. 11)
- Reeled in season-high 14 rebounds in SEC opener against Auburn (Jan. 2) with seven in each half en route to seventh double-double of the season
- Posted third-straight double-double against Central Michigan (Dec. 20), including 12 points in the second half
- After just six minutes of first-half play at Hampton (Dec. 17), posted 12 points and nine rebounds to hold off

2014-15 Game-by-Game

| Opponent | Date | GS | MIN | FG-A | 3FG-A | FTA | Reb | A | TO | B | S | TP |
|------------------|-------|----|----------------------|------|-------|------|---------|---|----|---|---|----|
| Southern Cal | 11/15 | * | 30 | 6-8 | 0-0 | 6-6 | 4-9-13 | 0 | 1 | 2 | 0 | 18 |
| Clemson | 11/20 | * | 20 | 4-10 | 0-0 | 4-7 | 4-6-10 | 2 | 0 | 2 | 0 | 12 |
| San Diego St. | 11/23 | | 18 | 5-8 | 0-0 | 0-1 | 2-3-5 | 0 | 1 | 0 | 0 | 10 |
| vs. Wisconsin | 11/27 | * | 17 | 3-7 | 0-0 | 1-4 | 4-5-9 | 0 | 0 | 1 | 0 | 7 |
| vs. Syracuse | 11/28 | * | 13 | 0-0 | 0-0 | 0-0 | 0-1-1 | 0 | 0 | 0 | 0 | 0 |
| NC Central | 12/1 | * | 21 | 4-7 | 0-0 | 1-2 | 0-5-5 | 1 | 1 | 2 | 0 | 9 |
| Charlotte | 12/4 | | 23 | 4-7 | 0-0 | 7-10 | 5-8-13 | 3 | 1 | 2 | 0 | 15 |
| at Duke | 12/7 | | 22 | 2-6 | 0-0 | 3-5 | 3-7-10 | 0 | 1 | 1 | 2 | 7 |
| vs. Savannah St. | 12/14 | | 17 | 7-8 | 0-0 | 6-9 | 3-7-10 | 1 | 2 | 1 | 0 | 20 |
| at Hampton | 12/17 | | 21 | 4-9 | 0-0 | 4-6 | 3-10-13 | 0 | 4 | 3 | 0 | 12 |
| vs. C. Michigan | 12/20 | | 21 | 7-10 | 0-0 | 2-4 | 3-7-10 | 2 | 1 | 2 | 1 | 16 |
| vs. Liberty | 12/21 | | 24 | 2-10 | 0-0 | 7-8 | 4-2-6 | 2 | 1 | 1 | 1 | 11 |
| Auburn | 1/2 | | 20 | 3-4 | 0-0 | 5-9 | 5-9-14 | 0 | 0 | 1 | 1 | 11 |
| at LSU | 1/4 | | 14 | 2-2 | 0-0 | 3-4 | 1-3-4 | 0 | 3 | 2 | 0 | 7 |
| at Alabama | 1/8 | | 21 | 7-8 | 0-0 | 6-6 | 2-1-3 | 1 | 0 | 3 | 0 | 20 |
| Kentucky | 1/11 | | 21 | 1-5 | 0-0 | 1-2 | 3-3-6 | 0 | 1 | 2 | 1 | 3 |
| at Missouri | 1/15 | | 22 | 4-7 | 0-0 | 7-8 | 4-3-7 | 0 | 2 | 0 | 0 | 15 |
| at Florida | 1/19 | | 21 | 3-5 | 0-0 | 0-1 | 2-11-13 | 1 | 3 | 2 | 3 | 6 |
| Texas A&M | 1/26 | | 23 | 3-8 | 0-0 | 6-8 | 5-6-11 | 3 | 0 | 1 | 1 | 12 |
| Alabama | 1/29 | | 25 | 5-7 | 0-0 | 4-5 | 1-9-10 | 1 | 3 | 5 | 1 | 14 |
| at Ole Miss | 2/1 | | 24 | 2-5 | 0-0 | 6-7 | 5-5-10 | 1 | 2 | 2 | 1 | 10 |
| at Georgia | 2/5 | | — DNP (Suspension) — | | | | | | | | | |
| at UConn | 2/9 | | 19 | 3-6 | 0-0 | 0-0 | 2-1-3 | 1 | 1 | 1 | 0 | 6 |
| LSU | 2/12 | | 19 | 1-7 | 0-0 | 4-4 | 2-6-8 | 1 | 4 | 2 | 0 | 6 |
| Vanderbilt | 2/15 | | 17 | 6-9 | 0-0 | 2-3 | 2-1-3 | 1 | 1 | 1 | 0 | 14 |
| at Arkansas | 2/19 | | 27 | 5-8 | 0-0 | 4-5 | 3-8-11 | 0 | 3 | 1 | 0 | 14 |
| Tennessee | 2/23 | | 22 | 3-6 | 0-0 | 1-2 | 3-3-6 | 1 | 2 | 1 | 1 | 7 |
| Mississippi St. | 2/26 | | 21 | 3-6 | 0-0 | 4-7 | 3-4-7 | 1 | 0 | 1 | 2 | 10 |
| at Kentucky | 3/1 | | 18 | 1-7 | 0-0 | 4-6 | 5-2-7 | 0 | 1 | 1 | 1 | 6 |

Career Stats at South Carolina

| Year | GP | GS | Min | Avg | FG | FGA | Pct | 3FG | FGA | Pct | FT | FTA | Pct | Off | Def | Tot | Avg | PF | FO | A | TO | Blk | Stl | Pts | Avg |
|----------------------|-----------|----------|-------------|-------------|------------|------------|-------------|----------|----------|----------|------------|------------|-------------|------------|------------|------------|------------|------------|----------|-----------|-----------|------------|-----------|------------|-------------|
| 2013-14 | 34 | 1 | 668 | 19.6 | 148 | 242 | .612 | 0 | 0 | — | 121 | 185 | .654 | 82 | 203 | 285 | 8.4 | 83 | 1 | 11 | 57 | 73 | 17 | 417 | 12.3 |
| 2014-15 | 28 | 5 | 581 | 20.8 | 100 | 190 | .526 | 0 | 0 | — | 98 | 139 | .705 | 83 | 145 | 228 | 8.1 | 48 | 0 | 23 | 39 | 43 | 16 | 298 | 10.6 |
| Career Totals | 62 | 6 | 1249 | 20.1 | 248 | 432 | .574 | 0 | 0 | — | 219 | 324 | .676 | 165 | 348 | 513 | 8.3 | 131 | 1 | 34 | 96 | 116 | 33 | 715 | 11.5 |

#41

Career Highlights

2015 SEC All-Defensive Team
No. 25 Player in the Nation, espnW (2014-15)
2015 Naismith Trophy Top 50 Watch List
2014 SEC Co-6th Player of the Year (Coaches)
2014 SEC Freshman of the Year (Coaches, AP)
2014 Freshman All-America First Team (Full Court)
2014 SEC All-Freshman Team
Two-time All-SEC 2nd Team (Coaches – 2014, 2015)
5-time SEC Freshman of the Week

| | Season | Career | Miscellaneous |
|-----------------------|--------|--------|---------------|
| Double-Double | 11 | 21 | |
| 20+ Points | 2 | 8 | |
| 10+ Points | 17 | 40 | |
| 10+ Rebounds | 13 | 24 | |
| 5+ Blocks | 1 | 3 | |
| Tm-High Points | 2 | 9 | |
| Tm-High Rebs. | 14 | 32 | |

| | Career Highs |
|--------------------|------------------------------------|
| Pts | 24, 2x, last vs. Ole Miss, 1/30/14 |
| Rebs | 17 vs. Kentucky, 1/9/14 |
| Blks | 5, 3x, last vs. Alabama, 1/29/15 |
| Stls | 3, 2x, last at Florida, 1/19/15 |
| Assts | 3, 2x, last vs. Texas A&M, 1/26/15 |
| Min | 30 vs. Southern Cal, 11/15/14 |
| FG | 11 vs. Vanderbilt, 1/5/14 |
| FT | 11 at San Diego St., 11/23/13 |

| | 14-15 Season Highs |
|--------------------|---------------------------------|
| Pts | 20, 2x, last at Alabama, 1/8 |
| Rebs | 14 vs. Auburn, 1/2 |
| Blks | 5 vs. Alabama, 1/29 |
| Stls | 3 at Florida, 1/19 |
| Assts | 3, 2x, last vs. Texas A&M, 1/26 |
| Min | 30 vs. Southern Cal, 11/15 |
| FG | 7, 3x, last at Alabama, 1/8 |
| FT | 7, 3x, last at Missouri, 1/15 |

| | SEC Career Highs |
|--------------------|------------------------------------|
| Pts | 24, 2x, last vs. Ole Miss, 1/30/14 |
| Rebs | 17 vs. Kentucky, 1/9/14 |
| Blks | 5, 3x, last vs. Alabama, 1/29/15 |
| Stls | 3, 2x, last at Florida, 1/19/15 |
| Assts | 3 vs. Texas A&M, 1/26/15 |
| Min | 28 vs. Vanderbilt, 1/5/14 |
| FG | 11 vs. Vanderbilt, 1/5/14 |
| FT | 8, 2x, last vs. Georgia, 2/27/14 |

Lady Pirates in the second half en route to second-straight double-double

- Grabbed six of her team-high 10 rebounds at #9/8 Duke (Dec. 7) in the second half, including two defensive in the critical final two minutes of the comeback win
- Responded to coming off the bench against Charlotte (Dec. 4) with a double-double and a career-high three assists in 23 minutes
- Shook off slow start vs. Clemson (Nov. 20) to finish with 12 points and 10 rebounds – eight points and seven rebounds of which came in second half
- Drew start in season opener vs. Southern Cal (Nov. 15) and delivered a double-double, scoring six unanswered points late in first half to help Gamecocks take lead into halftime



BIANCA CUEVAS

5-6 • Freshman • Guard
Bronx, N.Y. • Nazareth Regional

- Played in every game this season
- Averaging 6.8 points in SEC play, besting her non-conference average of 4.5
- Has scored in double figures seven times, including one 20-point game
- Has been the team's top scorer twice - at Ole Miss, at Georgia
- Has led team in assists five times – San Diego State, vs. Central Michigan, at Florida, Alabama, Vanderbilt
- Countered tough shooting day against Vanderbilt (Feb. 15) by tying career high with five assists and swiping three steals
- Paced offense for second-straight game with 16 points at #22/21 Georgia (Feb. 5) with nine of those coming during 14-2 run the broke open 7-7 game
- Scored the last six points of the first half at Ole Miss (Feb. 1) in just one minute en route to 21 points, nearly double her previous career high points
- Handed out four of her career-high tying five assists against Alabama (Jan. 29) in the first half, her highest total in SEC action
- Scored seven of her 11 points at Florida (Jan. 19) during a 14-4 second-half run
- Added three free throws to the late-game effort in win at Missouri (Jan. 15)
- Scored six of her 10 points against Auburn (Jan. 2) during 14-4 first-half run and added three during second-half rally after Tigers got within eight points with 12 minutes to play
- Dished out three of her fours assists in just 10 minutes of first-half action against Central Michigan (Dec. 20)
- Scored eight of her 12 points at Hampton (Dec. 17) in the second half, including a pair of 3s during key run late in the game
- Swiped four steals against Savannah State (Dec. 14), including three in a two-minute span midway through the first half to help Gamecocks build an insurmountable lead
- Handed out five assists against NC Central (Dec. 1), her second time this season
- Posted 11 points against San Diego State (Nov. 23) while leading team with five assists and four steals as well
- Strong outing against Clemson (Nov. 20) with no turnovers and a pair of 3s
- Came off the bench to play five minutes against Southern Cal (Nov. 15)

2014-15 Game-by-Game

| Opponent | Date | GS | MIN | FG-A | 3FG-A | FT-A | Reb | A | TO | B | S | TP |
|------------------|-------|----|------|------|-------|-------|-----|---|----|---|----|----|
| Southern Cal | 11/15 | 5 | 0-3 | 0-2 | 0-1 | 0-1-1 | 0 | 1 | 0 | 1 | 0 | 0 |
| Clemson | 11/20 | 17 | 4-10 | 2-6 | 0-0 | 1-2-3 | 2 | 0 | 0 | 2 | 10 | |
| San Diego St. | 11/23 | 17 | 4-6 | 1-3 | 2-2 | 0-3-3 | 5 | 1 | 0 | 4 | 11 | |
| vs. Wisconsin | 11/27 | 14 | 1-5 | 0-2 | 0-0 | 1-0-1 | 1 | 0 | 0 | 0 | 2 | |
| vs. Syracuse | 11/28 | 9 | 0-4 | 0-3 | 0-0 | 0-0-0 | 0 | 0 | 0 | 0 | 0 | |
| NC Central | 12/1 | 20 | 1-4 | 1-4 | 1-2 | 0-1-1 | 5 | 1 | 2 | 3 | 4 | |
| Charlotte | 12/4 | 6 | 0-2 | 0-0 | 0-0 | 0-1-1 | 1 | 1 | 0 | 0 | 0 | |
| at Duke | 12/7 | 3 | 0-0 | 0-0 | 0-0 | 0-0-0 | 0 | 2 | 0 | 1 | 0 | |
| vs. Savannah St. | 12/14 | 18 | 4-7 | 0-1 | 1-1 | 0-1-1 | 0 | 3 | 0 | 4 | 9 | |
| at Hampton | 12/17 | 19 | 5-6 | 2-3 | 0-0 | 0-1-1 | 1 | 2 | 0 | 1 | 12 | |
| vs. C. Michigan | 12/20 | 18 | 1-7 | 0-4 | 0-0 | 1-0-1 | 4 | 1 | 0 | 2 | 2 | |
| vs. Liberty | 12/21 | 17 | 2-4 | 1-2 | 1-2 | 0-1-1 | 3 | 1 | 0 | 1 | 6 | |
| Auburn | 1/2 | 20 | 4-8 | 0-2 | 2-3 | 0-0-0 | 1 | 2 | 1 | 1 | 10 | |
| at LSU | 1/4 | 18 | 2-8 | 1-4 | 3-3 | 0-1-1 | 2 | 2 | 0 | 2 | 8 | |
| at Alabama | 1/8 | 15 | 1-5 | 1-4 | 4-4 | 1-2-3 | 3 | 0 | 0 | 0 | 7 | |
| Kentucky | 1/11 | 5 | 1-3 | 0-0 | 0-0 | 0-0-0 | 0 | 1 | 0 | 0 | 2 | |
| at Missouri | 1/15 | 15 | 1-5 | 0-0 | 3-4 | 1-1-2 | 1 | 1 | 0 | 1 | 5 | |
| at Florida | 1/19 | 19 | 4-8 | 1-3 | 2-2 | 0-2-2 | 4 | 1 | 0 | 0 | 11 | |
| Texas A&M | 1/26 | 16 | 2-5 | 0-0 | 0-0 | 0-2-2 | 1 | 3 | 0 | 1 | 4 | |
| Alabama | 1/29 | 22 | 3-6 | 0-2 | 0-0 | 3-1-4 | 5 | 5 | 0 | 2 | 6 | |
| at Ole Miss | 2/1 | 24 | 5-8 | 2-4 | 9-11 | 1-3-4 | 0 | 2 | 0 | 1 | 21 | |
| at Georgia | 2/5 | 20 | 7-14 | 2-4 | 0-1 | 1-3-4 | 2 | 2 | 0 | 2 | 16 | |
| at UConn | 2/9 | 22 | 1-6 | 0-1 | 0-0 | 0-0-0 | 1 | 1 | 0 | 0 | 2 | |
| LSU | 2/12 | 21 | 4-8 | 0-1 | 0-1 | 0-2-2 | 0 | 4 | 0 | 2 | 8 | |
| Vanderbilt | 2/15 | 21 | 0-5 | 0-1 | 4-4 | 2-1-3 | 5 | 3 | 0 | 3 | 4 | |
| at Arkansas | 2/19 | 2 | 0-1 | 0-0 | 0-0 | 0-0-0 | 0 | 0 | 0 | 0 | 0 | |
| Tennessee | 2/23 | 12 | 0-6 | 0-0 | 0-0 | 0-1-1 | 1 | 1 | 0 | 1 | 0 | |
| Mississippi St. | 2/26 | 10 | 1-4 | 0-1 | 0-0 | 0-1-1 | 0 | 3 | 0 | 1 | 2 | |
| at Kentucky | 3/1 | 9 | 1-4 | 1-3 | 1-2 | 1-1-2 | 0 | 1 | 1 | 1 | 4 | |

Career Stats at South Carolina

| Year | GP | GS | Min | Avg | FG | FGA | Pct | 3FG | FGA | Pct | FT | FTA | Pct | Off | Def | Tot | Avg | PF | FO | A | TO | Blk | Stl | Pts | Avg |
|---------|----|----|-----|------|----|-----|------|-----|-----|------|----|-----|------|-----|-----|-----|-----|----|----|----|----|-----|-----|-----|-----|
| 2014-15 | 29 | 0 | 434 | 15.0 | 59 | 162 | .364 | 15 | 60 | .250 | 33 | 43 | .767 | 13 | 32 | 45 | 1.5 | 39 | 1 | 48 | 45 | 4 | 37 | 162 | 5.7 |

#1

Career Highlights

No. 35 recruit in 2014 class (espnW)
2014 High School All-America (McDonald's)

| | Season | Career | Miscellaneous |
|----------------|--------|--------|---------------|
| 20+ Points | 1 | 1 | |
| 10+ Points | 7 | 7 | |
| 5+ Assists | 4 | 4 | |
| 5+ Steals | 0 | 0 | |
| Tm-High Pts. | 2 | 2 | |
| Tm-High Assts. | 5 | 5 | |

| | | Career Highs |
|-------|--|--------------|
| Pts | 21 at Ole Miss, 2/1/15 | |
| Rebs | 4, 4x, last at Georgia, 2/5/15 | |
| Stls | 4, 2x, last vs. Savannah St., 12/14/14 | |
| Assts | 5, 4x, last vs. Vanderbilt, 2/15/15 | |
| Blks | 2 vs. NC Central, 12/1/14 | |
| Min | 24 at Ole Miss, 2/1/15 | |
| FG | 7 at Georgia, 2/5/15 | |
| 3FG | 2, 4x, last at Georgia, 2/5/15 | |
| FT | 9 at Ole Miss, 2/1/15 | |

| | | SEC Career Highs |
|-------|-------------------------------------|------------------|
| Pts | 21 at Ole Miss, 2/1/15 | |
| Rebs | 4, 3x, last at Georgia, 2/5/15 | |
| Blks | 1, 2x, last at Kentucky, 3/1/15 | |
| Stls | 3 vs. Vanderbilt, 2/15/15 | |
| Assts | 5, 2x, last vs. Vanderbilt, 2/15/15 | |
| Min | 24 at Ole Miss, 2/1/15 | |
| FG | 7 at Georgia, 2/5/15 | |
| 3FG | 2, 2x, last at Georgia, 2/5/15 | |
| FT | 9 at Ole Miss, 2/1/15 | |



TIFFANY DAVIS

5-7 • Sophomore • Guard
Houston, Texas • Westbury Christian

- Has played in 14 games this season, missed the last three games due an ankle injury
- Scored a season-high four points in just four minutes at Alabama (Jan. 8), hitting a 3 for the second time in as many games
- Draining a 3 from the top of the key as the shot clock was winding down to help hold off Lady Tigers' rally late in first half at LSU (Jan. 4)
- Tied season high with three points, all on free throws, against Savannah State (Dec. 14)
- Made her season debut against Clemson (Nov. 20), hitting a second-half 3 and handing out a pair of assists in just eight minutes.

2014-15 Game-by-Game

| Opponent | Date | GS | MIN | FG-A | 3FG-A | FT-A | Reb | A | TO | B | S | TP |
|------------------|-------|----|-----|------|-------|-------|----------------------------|---|----|---|---|----|
| Southern Cal | 11/15 | | | | | | — DNP (Coach's Decision) — | | | | | |
| Clemson | 11/20 | 8 | 1-2 | 1-2 | 0-0 | 0-1-1 | 2 | 0 | 0 | 0 | 0 | 3 |
| San Diego St. | 11/23 | 8 | 0-3 | 0-2 | 0-1 | 2-0-2 | 1 | 2 | 0 | 0 | 0 | 0 |
| vs. Wisconsin | 11/27 | 6 | 1-2 | 0-1 | 0-0 | 0-0-0 | 0 | 1 | 0 | 0 | 0 | 2 |
| vs. Syracuse | 11/28 | | | | | | — DNP (Coach's Decision) — | | | | | |
| NC Central | 12/1 | 6 | 0-1 | 0-1 | 0-0 | 0-1-1 | 1 | 0 | 0 | 0 | 0 | 0 |
| Charlotte | 12/4 | | | | | | — DNP (Coach's Decision) — | | | | | |
| at Duke | 12/7 | | | | | | — DNP (Coach's Decision) — | | | | | |
| vs. Savannah St. | 12/14 | 10 | 0-0 | 0-0 | 3-4 | 0-1-1 | 1 | 0 | 0 | 0 | 0 | 3 |
| at Hampton | 12/17 | 3 | 0-0 | 0-0 | 0-0 | 0-1-1 | 0 | 2 | 0 | 0 | 0 | 0 |
| vs. C. Michigan | 12/20 | 4 | 0-0 | 0-0 | 0-0 | 0-0-0 | 0 | 0 | 0 | 0 | 0 | 0 |
| vs. Liberty | 12/21 | 5 | 0-0 | 0-0 | 0-0 | 1-0-1 | 0 | 0 | 0 | 0 | 0 | 0 |
| Auburn | 1/2 | 1 | 0-0 | 0-0 | 0-0 | 0-0-0 | 0 | 0 | 0 | 0 | 0 | 0 |
| at LSU | 1/4 | 11 | 1-1 | 1-1 | 0-0 | 0-3-3 | 2 | 3 | 0 | 0 | 0 | 3 |
| at Alabama | 1/8 | 4 | 1-1 | 1-1 | 1-2 | 1-0-1 | 0 | 0 | 0 | 0 | 0 | 4 |
| Kentucky | 1/11 | 1 | 0-0 | 0-0 | 0-0 | 0-0-0 | 0 | 0 | 0 | 0 | 0 | 0 |
| at Missouri | 1/15 | | | | | | — DNP (Coach's Decision) — | | | | | |
| at Florida | 1/19 | 6 | 1-2 | 1-2 | 0-0 | 0-2-2 | 0 | 1 | 0 | 0 | 0 | 3 |
| Texas A&M | 1/26 | 4 | 0-1 | 0-1 | 2-2 | 0-2-2 | 0 | 0 | 0 | 0 | 0 | 2 |
| Alabama | 1/29 | | | | | | — DNP (Coach's Decision) — | | | | | |
| at Ole Miss | 2/1 | | | | | | — DNP (Injury) — | | | | | |
| at Georgia | 2/5 | | | | | | — DNP (Coach's Decision) — | | | | | |
| at UConn | 2/9 | | | | | | — DNP (Coach's Decision) — | | | | | |
| LSU | 2/12 | | | | | | — DNP (Coach's Decision) — | | | | | |
| Vanderbilt | 2/15 | | | | | | — DNP (Coach's Decision) — | | | | | |
| at Arkansas | 2/19 | | | | | | — DNP (Coach's Decision) — | | | | | |
| Tennessee | 2/23 | | | | | | — DNP (Injury) — | | | | | |
| Mississippi St. | 2/26 | | | | | | — DNP (Injury) — | | | | | |
| at Kentucky | 3/1 | | | | | | — DNP (Injury) — | | | | | |

Career Stats at South Carolina

| Year | GP | GS | Min | Avg | FG | FGA | Pct | 3FG | FGA | Pct | FT | FTA | Pct | Off | Def | Tot | Avg | PF | FO | A | TO | Blk | Stl | Pts | Avg |
|----------------------|-----------|----------|------------|------------|-----------|-----------|-------------|-----------|-----------|-------------|-----------|-----------|-------------|-----------|-----------|-----------|------------|-----------|----------|-----------|-----------|----------|----------|------------|------------|
| 2012-13 | 3 | 0 | 40 | 13.3 | 4 | 8 | .500 | 1 | 4 | .250 | 3 | 4 | .750 | 1 | 3 | 4 | 1.3 | 2 | 0 | 4 | 2 | 0 | 5 | 12 | 4.0 |
| 2013-14 | 32 | 7 | 356 | 11.1 | 23 | 59 | .390 | 12 | 30 | .400 | 19 | 26 | .731 | 5 | 27 | 32 | 1.0 | 29 | 0 | 29 | 40 | 1 | 4 | 77 | 2.4 |
| 2014-15 | 14 | 0 | 77 | 5.5 | 5 | 13 | .385 | 4 | 11 | .364 | 6 | 9 | .667 | 4 | 11 | 15 | 1.1 | 5 | 0 | 7 | 9 | 0 | 0 | 20 | 1.4 |
| Career Totals | 49 | 7 | 473 | 9.7 | 32 | 80 | .400 | 17 | 45 | .378 | 28 | 39 | .718 | 10 | 41 | 51 | 1.0 | 36 | 0 | 40 | 51 | 1 | 9 | 109 | 2.2 |

#15

| | Season | Career |
|----------------|--------|--------|
| 10+ Points | 0 | 1 |
| 5+ Assists | 0 | 0 |
| 5+ Steals | 0 | 1 |
| Tm-High Pts. | 0 | 0 |
| Tm-High Assts. | 0 | 0 |

Miscellaneous

| | |
|-------|------------------------------------|
| Pts | 11 vs. Ole Miss, 1/30/14 |
| Rebs | 6 at Arkansas, 1/2/14 |
| Blks | 1 vs. Charleston Southern, 11/8/13 |
| Stls | 5 vs. Elon, 11/9/12 |
| Assts | 3, 4x, last vs. SC State, 12/22/13 |
| Min | 30 at Arkansas, 1/2/14 |
| FG | 3 vs. Savannah State, 12/28/13 |
| 3FG | 2, 3x, last vs. Ole Miss, 1/30/14 |
| FT | 5 vs. Ole Miss, 1/30/14 |

Career Highs

| | |
|-------|------------------------------|
| Pts | 4 at Alabama, 1/8 |
| Rebs | 3 at LSU, 1/4 |
| Blks | |
| Stls | |
| Assts | 2, 2x, last at LSU, 1/4 |
| Min | 11 at LSU, 1/4 |
| FG | 1, 5x, last at Florida, 1/19 |
| 3FG | 1, 4x, last at Florida, 1/19 |
| FT | 3 vs. Sav. St., 12/14 |

14-15 Season Highs

| | |
|-------|----------------------------------|
| Pts | 11 vs. Ole Miss, 1/30/14 |
| Rebs | 6 at Arkansas, 1/2/14 |
| Blks | 2 vs. Ole Miss, 1/30/14 |
| Stls | |
| Assts | 2, 4x, last at LSU, 1/4/15 |
| Min | 30 at Arkansas, 1/2/14 |
| FG | 2, 2x, last at Miss. St., 2/6/14 |
| 3FG | 2 vs. Ole Miss, 1/30/14 |
| FT | 5 vs. Ole Miss, 1/30/14 |

SEC Career Highs



ASIA DOZIER

6-0 • Junior • Guard/Forward
Columbia, S.C. • Spring Valley

- Voted team captain
- Has played in every game, joining the starting lineup against Charlotte (Dec. 4)
- Has led team in assists three times – vs. Wisconsin, vs. Liberty, Auburn
- Has led team in scoring one time – at Duke
- Has scored in double figures three times
- Drove the lane at the end of the shot clock then hit a tough runner in the lane on back-to-back possessions after #11/13 Mississippi State (Feb. 26) closed within three points midway through the first half, kicking off 12-2 run
- Scored five of team's first eight points in second half against #6/6 Tennessee (Feb. 23) then hit two free throws with :07 left to seal the victory
- Provided critical outside shooting to win at Arkansas (Feb. 19), hitting 3-of-4 from 3-point range
- Buried a clutch 3 from the top of the key after Missouri (Jan. 15) had pulled within two points in the second half
- Hit a 3 from the right corner midway through second half against Kentucky (Jan. 11) to allow Gamecocks to hold the lead
- Single-handedly held off the Crimson Tide for first four minutes at Alabama (Jan. 8), scoring eight of her SEC career-high 15 points to keep the game tied early ... best shooting game of the season, hitting 6-of-8 from the field, including 3-of-5 from 3-point range
- Tied for team-high honors with four assists against Auburn (Jan. 2), improving her career record as team's assist leader to 13-0, and hit early 3 to spark first-half offense
- Played solid all-around game against Liberty (Dec. 21), turning just 17 minutes on the floor into four rebounds, team-high four assists and three points
- Scored all of her team-high 11 points at #9/8 Duke (Dec. 7) in the second half of the comeback victory
- Made her first start of the season against Charlotte (Dec. 4) and struggled shooting the ball, but was solid defensively and handed out three assists
- Hit a 3 from the top of the arc to put the Gamecocks ahead of #22/22 Syracuse (Nov. 28) with under two minutes

2014-15 Game-by-Game

| Opponent | Date | GS | MIN | FG-A | 3FG-A | FT-A | Reb | A | TO | B | S | TP |
|------------------|-------|----|-----|------|-------|------|-------|---|----|---|---|----|
| Southern Cal | 11/15 | | 14 | 0-3 | 0-2 | 0-0 | 0-0-0 | 1 | 2 | 0 | 0 | 0 |
| Clemson | 11/20 | | 16 | 1-2 | 1-2 | 0-0 | 0-1-1 | 4 | 0 | 0 | 0 | 3 |
| San Diego St. | 11/23 | | 16 | 2-3 | 1-2 | 0-1 | 0-0-0 | 4 | 1 | 0 | 1 | 5 |
| vs. Wisconsin | 11/27 | | 15 | 3-5 | 1-2 | 0-0 | 0-0-0 | 4 | 1 | 0 | 0 | 7 |
| vs. Syracuse | 11/28 | | 7 | 1-1 | 1-1 | 0-0 | 0-0-0 | 1 | 0 | 0 | 0 | 3 |
| NC Central | 12/1 | | 16 | 5-6 | 3-4 | 1-1 | 0-0-0 | 1 | 1 | 0 | 2 | 14 |
| Charlotte | 12/4 | * | 18 | 0-4 | 0-3 | 0-0 | 0-0-0 | 3 | 1 | 0 | 1 | 0 |
| at Duke | 12/7 | * | 22 | 4-7 | 2-5 | 1-2 | 0-0-0 | 0 | 2 | 0 | 1 | 11 |
| vs. Savannah St. | 12/14 | * | 15 | 0-2 | 0-1 | 0-0 | 0-0-0 | 2 | 0 | 0 | 0 | 0 |
| at Hampton | 12/17 | * | 17 | 1-5 | 1-4 | 0-0 | 0-0-0 | 2 | 1 | 1 | 0 | 3 |
| vs. C. Michigan | 12/20 | * | 22 | 2-6 | 0-2 | 0-0 | 0-1-1 | 2 | 1 | 0 | 1 | 4 |
| vs. Liberty | 12/21 | * | 17 | 1-2 | 1-2 | 0-0 | 1-3-4 | 4 | 0 | 0 | 1 | 3 |
| Auburn | 1/2 | * | 16 | 2-6 | 1-3 | 0-0 | 0-0-0 | 4 | 2 | 0 | 1 | 5 |
| at LSU | 1/4 | * | 12 | 1-3 | 1-3 | 0-0 | 0-0-0 | 1 | 1 | 0 | 0 | 3 |
| at Alabama | 1/8 | * | 24 | 6-8 | 3-5 | 0-0 | 0-2-2 | 2 | 1 | 0 | 2 | 15 |
| Kentucky | 1/11 | * | 16 | 2-7 | 1-4 | 0-0 | 0-4-4 | 2 | 2 | 1 | 0 | 5 |
| at Missouri | 1/15 | * | 30 | 1-5 | 1-4 | 0-0 | 0-3-3 | 0 | 1 | 0 | 0 | 3 |
| at Florida | 1/19 | * | 14 | 1-2 | 0-1 | 0-0 | 0-0-0 | 0 | 0 | 0 | 0 | 2 |
| Texas A&M | 1/26 | * | 10 | 0-1 | 0-0 | 0-0 | 0-1-1 | 1 | 3 | 0 | 0 | 0 |
| Alabama | 1/29 | * | 15 | 1-3 | 1-3 | 2-2 | 0-1-1 | 3 | 0 | 0 | 1 | 5 |
| at Ole Miss | 2/1 | * | 11 | 0-1 | 0-1 | 0-0 | 0-1-1 | 2 | 1 | 0 | 0 | 0 |
| at Georgia | 2/5 | * | 19 | 0-4 | 0-4 | 0-0 | 0-4-4 | 0 | 1 | 1 | 0 | 0 |
| at UConn | 2/9 | * | 16 | 1-3 | 0-0 | 0-0 | 0-1-1 | 1 | 0 | 0 | 1 | 2 |
| LSU | 2/12 | * | 11 | 1-2 | 0-1 | 0-0 | 0-0-0 | 1 | 0 | 0 | 1 | 2 |
| Vanderbilt | 2/15 | * | 13 | 0-3 | 0-3 | 0-0 | 0-0-0 | 1 | 0 | 0 | 0 | 0 |
| at Arkansas | 2/19 | * | 12 | 3-4 | 3-4 | 0-0 | 0-2-2 | 1 | 1 | 0 | 0 | 9 |
| Tennessee | 2/23 | * | 24 | 2-6 | 1-4 | 2-2 | 1-2-3 | 1 | 0 | 0 | 1 | 7 |
| Mississippi St. | 2/26 | * | 15 | 2-5 | 0-3 | 0-1 | 0-1-1 | 1 | 2 | 0 | 1 | 4 |
| at Kentucky | 3/1 | * | 15 | 0-3 | 0-1 | 0-0 | 0-2-2 | 0 | 2 | 3 | 0 | 0 |

Career Stats at South Carolina

| Year | GP | GS | Min | Avg | FG | FGA | Pct | 3FG | FGA | Pct | FT | FTA | Pct | Off | Def | Tot | Avg | PF | FO | A | TO | Blk | Stl | Pts | Avg |
|----------------------|-----------|-----------|-------------|-------------|------------|------------|-------------|-----------|------------|-------------|-----------|-----------|-------------|-----------|------------|------------|------------|------------|----------|------------|------------|-----------|-----------|------------|------------|
| 2012-13 | 31 | 0 | 398 | 12.8 | 28 | 134 | .209 | 16 | 91 | .176 | 11 | 24 | .458 | 19 | 42 | 61 | 2.0 | 35 | 1 | 25 | 20 | 4 | 8 | 83 | 2.7 |
| 2013-14 | 34 | 32 | 911 | 26.8 | 72 | 211 | .341 | 33 | 103 | .320 | 28 | 44 | .636 | 18 | 77 | 95 | 2.8 | 63 | 0 | 92 | 68 | 7 | 21 | 205 | 6.0 |
| 2014-15 | 29 | 22 | 468 | 16.1 | 43 | 112 | .384 | 23 | 74 | .311 | 6 | 9 | .667 | 2 | 29 | 31 | 1.1 | 19 | 0 | 50 | 27 | 6 | 15 | 115 | 4.0 |
| Career Totals | 94 | 54 | 1777 | 18.9 | 143 | 457 | .313 | 72 | 268 | .269 | 45 | 77 | .584 | 39 | 148 | 187 | 1.9 | 117 | 1 | 167 | 115 | 17 | 44 | 403 | 4.3 |

#31

| | Season | Career |
|----------------|--------|--------|
| 10+ Points | 3 | 12 |
| 10+ Rebounds | 0 | 1 |
| 5+ Assists | 0 | 8 |
| Tm-High Pts. | 1 | 2 |
| Tm-High Assts. | 3 | 13 |

Miscellaneous

| | |
|-------|---|
| Pts | 16, 2x, last at San Diego St., 11/23/13 |
| Rebs | 10 vs. Elon, 11/9/12 |
| Blks | 3 at Kentucky, 3/1/15 |
| Stls | 2, 6x, last vs. NC Central, 12/1/14 |
| Assts | 6, 2x, last vs. Georgia, 3/7/14 |
| Min | 40 at Arkansas, 1/2/14 |
| FG | 6, 2x, last at Alabama, 1/8/15 |
| 3FG | 4 at San Diego St., 11/23/13 |
| FT | 4, 2x, last vs. Oregon St., 3/25/14 |

Career Highs

| | |
|-------|---------------------------------------|
| Pts | 15 at Alabama, 1/8 |
| Rebs | 4, 3x, last at Georgia, 2/5 |
| Blks | 3 at Kentucky, 3/1 |
| Stls | 2, 2x, last at Alabama, 1/8 |
| Assts | 4, 5x, last vs. Auburn, 1/2 |
| Min | 30 at Missouri, 1/15 |
| FG | 6 at Alabama, 1/8 |
| 3FG | 3, 3x, last at Arkansas, 2/19 |
| FT | 2, 2x, last vs. Tennessee, 2/23 |

14-15 Season Highs

| | |
|-------|--|
| Pts | 15 at Alabama, 1/8/15 |
| Rebs | 6, 2x, last vs. Florida, 2/23/14 |
| Blks | 3 at Kentucky, 3/1/15 |
| Stls | 2 at Alabama, 1/8/15 |
| Assts | 6, 2x, last vs. Georgia, 3/7/14 |
| Min | 40 at Arkansas, 1/2/14 |
| FG | 6 at Alabama, 1/8/15 |
| 3FG | 3, 3x, last at Arkansas, 2/19/15 |
| FT | 2, 5x, last vs. Tennessee, 2/23/15 |

SEC Career Highs

to play, her only points of the night

- Hit 3-of-5 from the field and handed out four assists in just 15 minutes against Wisconsin (Nov. 27)
- Dished out four assists in just 16 minutes against San Diego State (Nov. 23)
- Handed out four assists against Clemson in just 16 minutes (Nov. 20)



KAYDRA DUCKETT

5-8 • Freshman • Guard
Columbia, S.C. • Dreher

- Has played in 17 games this season, including 10 SEC games
- Made her SEC debut at LSU (Jan. 4)
- Grabbed four rebounds in just seven minutes off the bench against Savannah State (Dec. 14)
- Scored first career points against NC Central (Dec. 1)
- Made her college debut against Clemson (Nov. 20), but was limited to three minutes with an ankle injury

2014-15 Game-by-Game

| Opponent | Date | GS | MIN | FG-A | 3FG-A | FT-A | Reb | A | TO | B | S | TP |
|------------------|-------|----|-----|------|-------|-------|-----|---|----|---|---|----|
| Southern Cal | 11/15 | | | | | | | | | | | |
| Clemson | 11/20 | 3 | 0-0 | 0-0 | 0-0 | 0-0-0 | 1 | 0 | 0 | 0 | 0 | 0 |
| San Diego St. | 11/23 | | | | | | | | | | | |
| vs. Wisconsin | 11/27 | 2 | 0-0 | 0-0 | 0-0 | 0-0-0 | 0 | 0 | 0 | 0 | 0 | 0 |
| vs. Syracuse | 11/28 | | | | | | | | | | | |
| NC Central | 12/1 | 4 | 1-1 | 0-0 | 0-0 | 0-1-1 | 0 | 1 | 0 | 1 | 2 | |
| Charlotte | 12/4 | 1 | 0-0 | 0-0 | 0-0 | 0-0-0 | 0 | 0 | 0 | 0 | 0 | 0 |
| at Duke | 12/7 | | | | | | | | | | | |
| vs. Savannah St. | 12/14 | 7 | 0-3 | 0-0 | 2-2 | 2-2-4 | 1 | 0 | 1 | 0 | 2 | |
| at Hampton | 12/17 | | | | | | | | | | | |
| vs. C. Michigan | 12/20 | 1 | 0-0 | 0-0 | 0-0 | 0-1-1 | 0 | 0 | 1 | 0 | 0 | 0 |
| vs. Liberty | 12/21 | 4 | 0-1 | 0-0 | 0-0 | 0-0-0 | 0 | 0 | 0 | 1 | 0 | 0 |
| Auburn | 1/2 | | | | | | | | | | | |
| at LSU | 1/4 | 1 | 0-0 | 0-0 | 0-0 | 0-0-0 | 0 | 0 | 0 | 0 | 0 | 0 |
| at Alabama | 1/8 | 4 | 0-0 | 0-0 | 0-0 | 0-1-1 | 0 | 0 | 0 | 0 | 0 | 0 |
| Kentucky | 1/11 | | | | | | | | | | | |
| at Missouri | 1/15 | | | | | | | | | | | |
| at Florida | 1/19 | 4 | 0-1 | 0-0 | 0-0 | 0-0-0 | 0 | 0 | 0 | 0 | 0 | 0 |
| Texas A&M | 1/26 | 2 | 0-0 | 0-0 | 0-0 | 0-0-0 | 0 | 0 | 0 | 0 | 0 | 0 |
| Alabama | 1/29 | 3 | 0-1 | 0-1 | 0-0 | 0-0-0 | 0 | 0 | 0 | 0 | 0 | 0 |
| at Ole Miss | 2/1 | 1 | 0-0 | 0-0 | 0-0 | 0-0-0 | 0 | 0 | 0 | 0 | 0 | 0 |
| at Georgia | 2/5 | 4 | 0-1 | 0-0 | 0-2 | 0-1-1 | 0 | 0 | 0 | 0 | 0 | 0 |
| at UConn | 2/9 | 1 | 0-1 | 0-0 | 0-0 | 1-0-1 | 0 | 0 | 0 | 1 | 0 | 0 |
| LSU | 2/12 | | | | | | | | | | | |
| Vanderbilt | 2/15 | 3 | 0-2 | 0-0 | 0-0 | 1-0-1 | 0 | 0 | 0 | 0 | 0 | 0 |
| at Arkansas | 2/19 | | | | | | | | | | | |
| Tennessee | 2/23 | | | | | | | | | | | |
| Mississippi St. | 2/26 | | | | | | | | | | | |
| at Kentucky | 3/1 | 1 | 0-0 | 0-0 | 0-0 | 0-0-0 | 0 | 0 | 0 | 0 | 0 | 0 |

Career Stats at South Carolina

| Year | GP | GS | Min | Avg | FG | FGA | Pct | 3FG | FGA | Pct | FT | FTA | Pct | Off | Def | Tot | Avg | PF | FO | A | TO | Blk | Stl | Pts | Avg |
|---------|----|----|-----|-----|----|-----|------|-----|-----|------|----|-----|------|-----|-----|-----|-----|----|----|---|----|-----|-----|-----|-----|
| 2014-15 | 17 | 0 | 45 | 2.6 | 1 | 11 | .091 | 0 | 1 | .000 | 2 | 4 | .500 | 4 | 6 | 10 | 0.6 | 4 | 0 | 2 | 1 | 2 | 3 | 4 | 0.2 |

#3

Career Highlights

No. 32 recruit in 2014 class (espnW)
2014 High School All-America (McDonald's)

| | Season | Career | Miscellaneous |
|-----------------|--------|--------|---------------|
| 10+ Points | 0 | 0 | |
| 5+ Assists | 0 | 0 | |
| 5+ Steals | 0 | 0 | |
| Tim-High Pts. | 0 | 0 | |
| Tim-High Assts. | 0 | 0 | |

| | Career Highs |
|-------------|---------------------------------------|
| Pts | 2, 2x, last vs. Sav. St., 12/14/14 |
| Rebs..... | 4 vs. Savannah St., 12/14/14 |
| Blks | 1, 2x, last vs. C. Michigan, 12/20/14 |
| Stls..... | 1, 3x, last at UConn, 2/9/15 |
| Assts | 1, 2x, last vs. Sav. St., 12/14/14 |
| Min..... | 7 vs. Savannah St., 12/14/14 |
| FG | 1 vs. NC Central, 12/1/14 |
| 3FG | |
| FT..... | 2 vs. Savannah St., 12/14/14 |

| | SEC Highs |
|-------------|-------------------------------------|
| Pts | |
| Rebs..... | 1, 3x, last vs. Vanderbilt, 2/15/15 |
| Blks | |
| Stls..... | |
| Assts | |
| Min..... | 4, 3x, last at Georgia, 2/5/15 |
| FG | |
| FT..... | |



INDIA FARMER

6-0 • Sophomore • Forward
N. Myrtle Beach, S.C. • N. Myrtle Beach

- Has played in 13 games this season, including five SEC games
- Added a pair of free throws to win at Florida (Jan. 19)
- Scored first point of the season with a free throw against San Diego State (Nov. 23)
- Made season debut vs. Clemson (Nov. 20)

2014-15 Game-by-Game

| Opponent | Date | GS | MIN | FG-A | 3FG-A | FT-A | Reb | A | TO | B | S | TP |
|------------------|-------|----|-----|------|-------|-------|----------------------------|---|----|---|---|----|
| Southern Cal | 11/15 | | | | | | — DNP (Coach's Decision) — | | | | | |
| Clemson | 11/20 | 4 | 0-0 | 0-0 | 0-0 | 1-0-1 | 0 | 0 | 0 | 0 | 0 | 0 |
| San Diego St. | 11/23 | 3 | 0-0 | 0-0 | 1-2 | 0-0-0 | 0 | 0 | 0 | 0 | 0 | 1 |
| vs. Wisconsin | 11/27 | 2 | 0-0 | 0-0 | 0-0 | 0-0-0 | 0 | 0 | 0 | 0 | 0 | 0 |
| vs. Syracuse | 11/28 | | | | | | — DNP (Coach's Decision) — | | | | | |
| NC Central | 12/1 | 2 | 0-0 | 0-0 | 0-0 | 1-1-2 | 0 | 0 | 0 | 0 | 0 | 0 |
| Charlotte | 12/4 | 2 | 0-0 | 0-0 | 0-0 | 0-0-0 | 0 | 1 | 0 | 0 | 0 | 0 |
| at Duke | 12/7 | | | | | | — DNP (Coach's Decision) — | | | | | |
| vs. Savannah St. | 12/14 | 4 | 0-2 | 0-2 | 1-2 | 1-1-2 | 0 | 0 | 0 | 0 | 0 | 1 |
| at Hampton | 12/17 | | | | | | — DNP (Coach's Decision) — | | | | | |
| vs. C. Michigan | 12/20 | 1 | 0-0 | 0-0 | 0-0 | 0-0-0 | 0 | 0 | 0 | 0 | 0 | 0 |
| vs. Liberty | 12/21 | 4 | 0-0 | 0-0 | 0-0 | 0-0-0 | 0 | 0 | 0 | 0 | 0 | 0 |
| Auburn | 1/2 | 2 | 0-0 | 0-0 | 0-0 | 0-1-1 | 0 | 0 | 0 | 0 | 0 | 0 |
| at LSU | 1/4 | 2 | 0-0 | 0-0 | 0-0 | 0-0-0 | 0 | 0 | 0 | 0 | 0 | 0 |
| at Alabama | 1/8 | 4 | 0-1 | 0-0 | 0-0 | 1-0-1 | 0 | 0 | 0 | 0 | 0 | 0 |
| Kentucky | 1/11 | | | | | | — DNP (Coach's Decision) — | | | | | |
| at Missouri | 1/15 | | | | | | — DNP (Coach's Decision) — | | | | | |
| at Florida | 1/19 | 4 | 0-0 | 0-0 | 2-2 | 0-0-0 | 0 | 0 | 0 | 1 | 2 | |
| Texas A&M | 1/26 | | | | | | — DNP (Coach's Decision) — | | | | | |
| Alabama | 1/29 | | | | | | — DNP (Coach's Decision) — | | | | | |
| at Ole Miss | 2/1 | 1 | 0-0 | 0-0 | 0-0 | 0-0-0 | 0 | 0 | 0 | 0 | 0 | 0 |
| at Georgia | 2/5 | | | | | | — DNP (Coach's Decision) — | | | | | |
| at UConn | 2/9 | | | | | | — DNP (Coach's Decision) — | | | | | |
| LSU | 2/12 | | | | | | — DNP (Coach's Decision) — | | | | | |
| Vanderbilt | 2/15 | | | | | | — DNP (Coach's Decision) — | | | | | |
| at Arkansas | 2/19 | | | | | | — DNP (Coach's Decision) — | | | | | |
| Tennessee | 2/23 | | | | | | — DNP (Coach's Decision) — | | | | | |
| Mississippi St. | 2/26 | | | | | | — DNP (Coach's Decision) — | | | | | |
| at Kentucky | 3/1 | | | | | | — DNP (Coach's Decision) — | | | | | |

Career Stats at South Carolina

| Year | GP | GS | Min | Avg | FG | FGA | Pct | 3FG | FGA | Pct | FT | FTA | Pct | Off | Def | Tot | Avg | PF | FO | A | TO | Blk | Stl | Pts | Avg |
|----------------------|-----------|----------|-----------|------------|----------|-----------|-------------|----------|----------|-------------|----------|----------|-------------|----------|----------|-----------|------------|----------|----------|----------|----------|----------|----------|-----------|------------|
| 2013-14 | 18 | 0 | 48 | 2.7 | 2 | 7 | .286 | 2 | 4 | .500 | 0 | 0 | — | 2 | 4 | 6 | 0.3 | 4 | 0 | 0 | 1 | 1 | 0 | 6 | 0.3 |
| 2014-15 | 13 | 0 | 34 | 2.6 | 0 | 3 | .000 | 0 | 2 | .000 | 4 | 6 | .667 | 4 | 3 | 7 | 0.5 | 1 | 0 | 0 | 1 | 0 | 1 | 4 | 0.3 |
| Career Totals | 31 | 0 | 82 | 2.6 | 2 | 10 | .200 | 2 | 6 | .333 | 4 | 6 | .667 | 6 | 7 | 13 | 0.4 | 5 | 0 | 0 | 2 | 1 | 1 | 10 | 0.3 |

#0

| | Season | Career | Miscellaneous |
|---------------|--------|--------|---------------|
| 10+ Points | 0 | 0 | |
| 10+ Rebounds | 0 | 0 | |
| 5+ Blocks | 0 | 0 | |
| Tm-High Pts. | 0 | 0 | |
| Tm-High Rebs. | 0 | 0 | |

| | | Career Highs |
|-------|----------------------------------|--------------|
| Pts | 3, 2x, last vs. Alabama, 1/19/14 | |
| Rebs | 3 vs. NC Central, 12/2/13 | |
| Blks | 1 vs. Savannah State, 12/28/13 | |
| Stls | 1 at Florida, 1/19/15 | |
| Assts | | |
| Min | 11 vs. NC Central, 12/2/13 | |
| FG | 1, 2x, last vs. Alabama, 1/19/14 | |
| 3FG | 1, 2x, last vs. Alabama, 1/19/14 | |
| FT | 2 at Florida, 1/19/15 | |

| | | 14-15 Season Highs |
|-------|---------------------------------|--------------------|
| Pts | 2 at Florida, 1/19 | |
| Rebs | 2, 2x, last vs. Sav. St., 12/14 | |
| Blks | | |
| Stls | 1 at Florida, 1/19 | |
| Assts | | |
| Min | 4, 5x, last at Florida, 1/19 | |
| FG | | |
| 3FG | | |
| FT | 2 at Florida, 1/19 | |

| | | SEC Career Highs |
|-------|---------------------------------|------------------|
| Pts | 3 vs. Alabama, 1/19/14 | |
| Rebs | 1, 4x, last at Alabama, 1/8/15 | |
| Blks | | |
| Stls | 1 at Florida, 1/19/15 | |
| Assts | | |
| Min | 4, 2x, last at Florida, 1/19/15 | |
| FG | 1 vs. Alabama, 1/19/14 | |
| 3FG | | |
| FT | 2 at Florida, 1/19 | |



OLIVIA GAINES

5-7 • Senior • Guard
Chester, S.C. • Louisburg College (N.C.)

- Has played in all but two contests this season, notching a pair of starts (San Diego State, Mississippi State)
- Played great on Senior Night, getting the start to score a career-high nine points and locking down #11/13 Mississippi State's (Feb. 26) top scorer
- Had a perfect shooting night (2-2 FG, 2-2 FT) en route to SEC career-high six points against Alabama (Jan. 29)
- Tied her SEC career high with three assists at Alabama (Jan. 8)
- Saw a season-high 19 minutes at LSU (Jan. 4) dishing out all three of her assists in the first half while Sessions was out with foul trouble
- Was integral to 10-0 second-half run that stopped Auburn (Jan. 2) from coming back after pulling within eight with 12 minutes to play, scoring the first and last points of the spurt in addition to usual defensive pressure
- Matched her career high with three steals against Liberty (Dec. 21), all in the second half, while also handing out three assists in the final 20 minutes of action
- Picked up two steals in just one minute of high-pressure defense at #9/8 Duke (Dec. 7), including the one with 12 seconds left and the Gamecocks down by one, then called a timeout to set up the winning play
- Handed out three assists in just 12 minutes against Wisconsin (Nov. 27)
- Drew her second career start against San Diego State (Nov. 23), picking up a pair of steals
- Came off the bench for one minute of high-pressure defense late in the opener against Southern Cal (Nov. 15)

2014-15 Game-by-Game

| Opponent | Date | GS | MIN | FG-A | 3FG-A | FT-A | Reb | A | TO | B | S | TP |
|------------------|-------|----|-----|------|-------|----------------------------|-------|---|----|---|---|----|
| Southern Cal | 11/15 | 1 | 0-0 | 0-0 | 0-0 | 0-0-0 | 0 | 0 | 0 | 0 | 0 | 0 |
| Clemson | 11/20 | 10 | 0-4 | 0-0 | 0-0 | 3-2-5 | 2 | 2 | 0 | 1 | 0 | 0 |
| San Diego St. | 11/23 | * | 16 | 0-2 | 0-0 | 0-0 | 1-1-2 | 1 | 2 | 0 | 2 | 0 |
| vs. Wisconsin | 11/27 | 12 | 0-1 | 0-0 | 0-0 | 0-1-1 | 3 | 0 | 0 | 2 | 0 | 0 |
| vs. Syracuse | 11/28 | 2 | 0-0 | 0-0 | 0-0 | 0-0-0 | 0 | 0 | 0 | 0 | 0 | 0 |
| NC Central | 12/1 | 7 | 2-3 | 0-0 | 0-0 | 0-1-1 | 0 | 1 | 0 | 0 | 4 | 0 |
| Charlotte | 12/4 | 1 | 0-0 | 0-0 | 0-0 | 0-0-0 | 0 | 0 | 0 | 0 | 0 | 0 |
| at Duke | 12/7 | 1 | 0-0 | 0-0 | 0-0 | 0-0-0 | 0 | 0 | 0 | 2 | 0 | 0 |
| vs. Savannah St. | 12/14 | 15 | 0-3 | 0-0 | 2-2 | 2-2-4 | 1 | 0 | 0 | 0 | 2 | 2 |
| at Hampton | 12/17 | 6 | 0-0 | 0-0 | 0-0 | 0-0-0 | 0 | 0 | 0 | 0 | 0 | 0 |
| vs. C. Michigan | 12/20 | 9 | 1-2 | 0-0 | 0-0 | 1-1-2 | 0 | 0 | 0 | 0 | 2 | 2 |
| vs. Liberty | 12/21 | 14 | 1-5 | 0-1 | 0-0 | 0-1-1 | 3 | 1 | 0 | 3 | 2 | 2 |
| Auburn | 1/2 | 16 | 1-1 | 0-0 | 1-2 | 0-1-1 | 1 | 1 | 0 | 1 | 3 | 3 |
| at LSU | 1/4 | 19 | 1-3 | 0-0 | 0-0 | 0-0-0 | 3 | 1 | 0 | 2 | 2 | 2 |
| at Alabama | 1/8 | 13 | 1-2 | 0-1 | 0-0 | 1-0-1 | 3 | 0 | 0 | 0 | 2 | 2 |
| Kentucky | 1/11 | | | | | — DNP (Coach's Decision) — | | | | | | |
| at Missouri | 1/15 | 2 | 0-0 | 0-0 | 0-0 | 0-0-0 | 0 | 0 | 0 | 0 | 0 | 0 |
| at Florida | 1/19 | 6 | 0-0 | 0-0 | 1-2 | 1-1-2 | 1 | 1 | 0 | 0 | 1 | 1 |
| Texas A&M | 1/26 | 7 | 0-1 | 0-0 | 0-0 | 0-0-0 | 0 | 0 | 0 | 0 | 0 | 0 |
| Alabama | 1/29 | 9 | 2-2 | 0-0 | 2-2 | 0-0-0 | 0 | 0 | 0 | 1 | 6 | 6 |
| at Ole Miss | 2/1 | 3 | 0-0 | 0-0 | 0-0 | 0-0-0 | 0 | 0 | 0 | 0 | 0 | 0 |
| at Georgia | 2/5 | 10 | 1-2 | 0-0 | 0-0 | 0-1-1 | 1 | 0 | 0 | 0 | 2 | 2 |
| at UConn | 2/9 | 1 | 0-1 | 0-0 | 0-0 | 0-1-1 | 0 | 0 | 0 | 0 | 0 | 0 |
| LSU | 2/12 | 3 | 0-0 | 0-0 | 0-0 | 0-0-0 | 1 | 0 | 0 | 0 | 0 | 0 |
| Vanderbilt | 2/15 | 13 | 0-1 | 0-0 | 0-0 | 1-2-3 | 1 | 1 | 0 | 0 | 0 | 0 |
| at Arkansas | 2/19 | 4 | 0-0 | 0-0 | 0-0 | 0-0-0 | 0 | 0 | 0 | 0 | 0 | 0 |
| Tennessee | 2/23 | | | | | — DNP (Coach's Decision) — | | | | | | |
| Mississippi St. | 2/26 | * | 22 | 4-5 | 1-1 | 0-0 | 1-2-3 | 0 | 1 | 0 | 1 | 9 |
| at Kentucky | 3/1 | 11 | 1-3 | 1-2 | 0-0 | 0-0-0 | 1 | 1 | 0 | 1 | 3 | 3 |

Career Stats at South Carolina

| Year | GP | GS | Min | Avg | FG | FGA | Pct | 3FG | FGA | Pct | FT | FTA | Pct | Off | Def | Tot | Avg | PF | FO | A | TO | Blk | Stl | Pts | Avg |
|----------------------|-----------|----------|------------|------------|-----------|-----------|-------------|----------|----------|-------------|-----------|-----------|-------------|-----------|-----------|-----------|------------|-----------|----------|-----------|-----------|----------|-----------|------------|------------|
| 2013-14 | 32 | 1 | 309 | 9.7 | 23 | 48 | .479 | 1 | 2 | .500 | 19 | 26 | .731 | 12 | 31 | 43 | 1.3 | 32 | 0 | 34 | 14 | 3 | 20 | 66 | 2.1 |
| 2014-15 | 27 | 2 | 233 | 8.6 | 15 | 41 | .366 | 2 | 5 | .400 | 6 | 8 | .750 | 11 | 17 | 28 | 1.0 | 24 | 0 | 22 | 12 | 0 | 16 | 38 | 1.4 |
| Career Totals | 59 | 3 | 542 | 9.2 | 38 | 89 | .427 | 3 | 7 | .429 | 25 | 34 | .735 | 23 | 48 | 71 | 1.2 | 56 | 0 | 56 | 26 | 3 | 36 | 104 | 1.8 |

#2

Career Highlights

2013 WBCA JUCO Player of the Year
2013 NJCAA All-America

| | Season | Career | Miscellaneous |
|------------------------|--------|--------|---------------|
| 10+ Points | 0 | 0 | |
| 10+ Rebounds | 0 | 0 | |
| 5+ Assists | 0 | 1 | |
| Tim-High Pts. | 0 | 0 | |
| Tim-High Assts. | 0 | 1 | |

| | | Career Highs |
|--------------------|--|--------------|
| Pts | 9 vs. Mississippi State, 2/26/15 | |
| Rebs | 5, 2x, last vs. Clemson, 11/20/14 | |
| Blks | 1, 3x, last vs. Florida, 2/23/14 | |
| Stls | 3, 2x, last vs. Liberty, 12/21/14 | |
| Assts | 5 vs. Charleston Southern, 11/8/13 | |
| Min | 23 vs. Alabama, 1/19/14 | |
| FG | 4 vs. Mississippi State, 2/26/15 | |
| 3FG | 1, 2x, last vs. Mississippi St., 2/26/15 | |
| FT | 3 vs. Arkansas, 2/9/14 | |

| | | 14-15 Season Highs |
|--------------------|--------------------------------|--------------------|
| Pts | 9 vs. Mississippi State, 2/26 | |
| Rebs | 5 vs. Clemson, 11/20 | |
| Blks | | |
| Stls | 3 vs. Liberty, 12/21 | |
| Assts | 3, 4x, last at Alabama, 1/8 | |
| Min | 22 vs. Mississippi State, 2/26 | |
| FG | 4 vs. Mississippi State, 2/26 | |
| 3FG | 1, 2x, last at Kentucky, 3/1 | |
| FT | 2, 2x, last vs. Alabama, 1/29 | |

| | | SEC Career Highs |
|--------------------|--|------------------|
| Pts | 9 vs. Mississippi State, 2/26/15 | |
| Rebs | 3, 3x, last vs. Mississippi St., 2/26/15 | |
| Blks | 1 vs. Florida, 2/23/14 | |
| Stls | 2, 2x, last at LSU, 1/4/15 | |
| Assts | 3, 3x, last at Alabama, 1/8/15 | |
| Min | 23 vs. Alabama, 1/19/14 | |
| FG | 4 vs. Mississippi State, 2/26/15 | |
| 3FG | 1, 3x, last at Kentucky, 3/1/15 | |
| FT | 3 vs. Arkansas, 2/9/14 | |



ELEM IBIAM

6-4 • Senior • Center
Fayetteville, Ga. • Fayette County

- Voted team captain for second-straight season
- Is second in school history with 156 career blocked shots, trailing only Lakesha Tolliver's record of 177 (2004-07)
- Has started every game this season, not missing a shot since career first in the 2013-14 season opener (63 games)
- Is 13th in the SEC in blocked shots per game (0.9)
- Has scored in double figures eight times, including one 20-point game
- Has led the team in rebounds once – vs. Central Michigan
- Dominated the first half against #6/6 Tennessee (Feb. 23), shooting 6-of-7 for all 12 of her points with five of her eight rebounds to build three-point halftime lead
- Tied season high with three blocks at Arkansas (Feb. 19), needing just 12 minutes to do it
- Posted four of team's first six points against LSU (Feb. 12) to help offense get started
- Scored the Gamecocks' first eight points of the second half after Ole Miss (Feb. 1) had cut lead to three
- Tied the Alabama (Jan. 29) game early to launch a 14-0 run that opened up the game in the first eight minutes
- Put back an offensive rebound four minutes into the second half against #10/11 Kentucky (Jan. 11) to give Gamecocks their first lead since early in the 9:00 mark of the first half
- Posted nine of her 11 points against Auburn (Jan. 2) in the second half to help hold off the charging Tigers
- Scored her 11 points against Liberty (Dec. 21) efficiently, hitting 5-of-6 from the field
- Posted her second career double-double – first of this season – against Central Michigan (Dec. 20) in just 18 minutes on the court
- Pulled in four of her seven rebounds at Hampton (Dec. 17) on the offensive end.
- Netted career-high 21 points against Savannah State (Dec. 14), including four points during early run, five during late first-half spurt and first four points of the second half
- Dominated the opening minutes against Charlotte (Dec. 4), scoring six of the Gamecocks' first eight points en route to a perfect 7-of-7 shooting night – the second of her career tied for fourth-best perfect night in Colonial Life Arena history

2014-15 Game-by-Game

| Opponent | Date | GS | MIN | FG-A | 3FG-A | FT-A | Reb | A | TO | B | S | TP | |
|------------------|-------|----|-----|------|-------|------|-----|----|----|---|---|----|----|
| Southern Cal | 11/15 | * | 22 | 2-3 | 0-0 | 1-2 | 2-4 | 6 | 0 | 1 | 1 | 5 | |
| Clemson | 11/20 | * | 18 | 1-2 | 0-0 | 1-1 | 0-3 | 3 | 0 | 2 | 2 | 0 | 3 |
| San Diego St. | 11/23 | * | 14 | 1-3 | 0-0 | 2-2 | 1-1 | 2 | 0 | 0 | 1 | 4 | |
| vs. Wisconsin | 11/27 | * | 17 | 4-6 | 0-0 | 0-0 | 4-3 | 7 | 0 | 3 | 2 | 1 | 8 |
| vs. Syracuse | 11/28 | * | 15 | 0-4 | 0-0 | 0-0 | 2-1 | 3 | 2 | 2 | 1 | 0 | 0 |
| NC Central | 12/1 | * | 20 | 4-5 | 0-0 | 2-5 | 1-3 | 4 | 0 | 0 | 3 | 0 | 10 |
| Charlotte | 12/4 | * | 19 | 7-7 | 0-0 | 2-3 | 1-2 | 3 | 1 | 1 | 0 | 0 | 16 |
| at Duke | 12/7 | * | 18 | 4-7 | 0-0 | 0-1 | 2-3 | 5 | 1 | 1 | 1 | 0 | 8 |
| vs. Savannah St. | 12/14 | * | 18 | 7-9 | 0-0 | 7-8 | 2-2 | 4 | 0 | 0 | 1 | 0 | 21 |
| at Hampton | 12/17 | * | 25 | 1-5 | 0-0 | 2-4 | 4-3 | 7 | 2 | 4 | 1 | 0 | 4 |
| vs. C. Michigan | 12/20 | * | 18 | 5-12 | 0-0 | 0-1 | 6-6 | 12 | 1 | 0 | 2 | 0 | 10 |
| vs. Liberty | 12/21 | * | 17 | 5-6 | 0-0 | 1-2 | 2-3 | 5 | 0 | 1 | 1 | 0 | 11 |
| Auburn | 1/2 | * | 19 | 5-8 | 0-0 | 1-2 | 2-0 | 2 | 0 | 1 | 1 | 0 | 11 |
| at LSU | 1/4 | * | 18 | 1-2 | 0-0 | 0-0 | 0-4 | 4 | 1 | 0 | 1 | 1 | 2 |
| at Alabama | 1/8 | * | 15 | 2-3 | 0-0 | 0-0 | 1-2 | 3 | 0 | 1 | 0 | 0 | 4 |
| Kentucky | 1/11 | * | 16 | 3-4 | 0-0 | 2-2 | 1-3 | 4 | 0 | 0 | 0 | 0 | 8 |
| at Missouri | 1/15 | * | 14 | 0-3 | 0-0 | 0-0 | 1-2 | 3 | 0 | 3 | 2 | 0 | 0 |
| at Florida | 1/19 | * | 14 | 2-4 | 0-0 | 0-0 | 0-3 | 3 | 0 | 1 | 1 | 0 | 4 |
| Texas A&M | 1/26 | * | 17 | 3-4 | 0-0 | 0-0 | 1-2 | 3 | 0 | 1 | 1 | 0 | 6 |
| Alabama | 1/29 | * | 22 | 2-4 | 0-0 | 2-2 | 0-4 | 4 | 0 | 0 | 0 | 1 | 6 |
| at Ole Miss | 2/1 | * | 14 | 4-5 | 0-0 | 2-2 | 1-0 | 1 | 1 | 1 | 0 | 0 | 10 |
| at Georgia | 2/5 | * | 24 | 3-6 | 0-0 | 2-2 | 1-2 | 3 | 0 | 5 | 2 | 0 | 8 |
| at UConn | 2/9 | * | 14 | 0-0 | 0-0 | 0-0 | 1-2 | 3 | 0 | 2 | 0 | 0 | 0 |
| LSU | 2/12 | * | 14 | 2-5 | 0-0 | 2-2 | 1-3 | 4 | 0 | 3 | 0 | 0 | 6 |
| Vanderbilt | 2/15 | * | 17 | 4-8 | 0-0 | 1-1 | 1-3 | 4 | 1 | 0 | 0 | 0 | 9 |
| at Arkansas | 2/19 | * | 12 | 0-2 | 0-0 | 2-2 | 0-3 | 3 | 0 | 0 | 3 | 0 | 2 |
| Tennessee | 2/23 | * | 18 | 6-9 | 0-0 | 0-0 | 5-3 | 8 | 0 | 0 | 0 | 0 | 12 |
| Mississippi St. | 2/26 | * | 19 | 1-1 | 0-0 | 4-4 | 0-1 | 1 | 0 | 1 | 0 | 2 | 6 |
| at Kentucky | 3/1 | * | 11 | 0-2 | 0-0 | 0-0 | 1-1 | 2 | 0 | 1 | 0 | 0 | 0 |

Career Stats at South Carolina

| Year | GP | GS | Min | Avg | FG | FGA | Pct | 3FG | FGA | Pct | FT | FIA | Pct | Off | Def | Tot | Avg | PF | FO | A | TO | Blk | Stl | Pts | Avg |
|----------------------|------------|-----------|-------------|-------------|------------|------------|-------------|----------|----------|-------------|------------|------------|-------------|------------|------------|------------|------------|------------|----------|-----------|------------|------------|-----------|------------|------------|
| 2011-12 | 25 | 0 | 197 | 7.9 | 26 | 59 | .441 | 0 | 1 | .000 | 22 | 35 | .629 | 34 | 40 | 74 | 3.0 | 33 | 0 | 4 | 16 | 17 | 2 | 74 | 3.0 |
| 2012-13 | 30 | 0 | 472 | 15.7 | 64 | 131 | .489 | 0 | 0 | — | 32 | 64 | .500 | 52 | 83 | 135 | 4.5 | 48 | 1 | 8 | 20 | 30 | 11 | 160 | 5.3 |
| 2013-14 | 34 | 34 | 794 | 23.4 | 128 | 238 | .538 | 0 | 0 | — | 67 | 102 | .657 | 59 | 148 | 207 | 6.1 | 94 | 3 | 12 | 51 | 83 | 13 | 323 | 9.5 |
| 2014-15 | 29 | 29 | 499 | 17.2 | 79 | 139 | .568 | 0 | 0 | — | 36 | 48 | .750 | 44 | 72 | 116 | 4.0 | 64 | 1 | 10 | 34 | 26 | 7 | 194 | 6.7 |
| Career Totals | 118 | 63 | 1962 | 16.6 | 297 | 567 | .524 | 0 | 1 | .000 | 157 | 249 | .631 | 189 | 343 | 532 | 4.5 | 239 | 5 | 34 | 121 | 156 | 33 | 751 | 6.4 |

#33

Career Highlights

2014 SEC All-Defensive Team
Two-time SEC Women's Basketball Community Service Team (2014, 2015)

| | Season | Career |
|----------------------|--------|--------|
| Double-Double | 1 | 2 |
| 20+ Points | 1 | 1 |
| 10+ Points | 8 | 33 |
| 10+ Rebounds | 1 | 4 |
| 5+ Blocks | 0 | 7 |
| Tm-High Pts. | 0 | 6 |
| Tm-High Rebs. | 1 | 12 |

Miscellaneous

| | |
|--------------------|--|
| Pts | 21 vs. Savannah St., 12/14/14 |
| Rebs | 12 at Texas A&M, 1/16/14 |
| Blks | 7 at Miss. State, 2/6/14 |
| Stls | 2, 5x, last vs. Mississippi St., 2/26/15 |
| Assts | 3 vs. South Dakota St., 3/23/13 |
| Min | 34 at Texas A&M, 1/16/14 |
| FG | 8 vs. Alabama, 3/7/13 |
| FT | 8 vs. Seton Hall, 11/17/13 |

Career Highs

| | |
|--------------------|-------------------------------------|
| Pts | 21 vs. Savannah St., 12/14 |
| Rebs | 12 vs. C. Michigan, 12/20 |
| Blks | 3, 2x, last at Arkansas, 2/19 |
| Stls | 2 vs. Mississippi State, 2/26 |
| Assts | 2, 2x, last at Hampton, 12/17 |
| Min | 25 at Hampton, 12/17 |
| FG | 7, 2x, last vs. Savannah St., 12/14 |
| FT | 7 vs. Savannah St., 12/14 |

14-15 Season Highs

| | |
|--------------------|------------------------------------|
| Pts | 18 vs. Alabama, 1/19/14 |
| Rebs | 12 at Texas A&M, 1/16/14 |
| Blks | 7 at Miss. State, 2/6/14 |
| Stls | 2 vs. Mississippi State, 2/26/15 |
| Assts | 2 at Texas A&M, 1/16/14 |
| Min | 34 at Texas A&M, 1/16/14 |
| FG | 8 vs. Alabama, 3/7/13 |
| FT | 5, 2x, last vs. Vanderbilt, 1/5/14 |

SEC Career Highs



TIFFANY MITCHELL

5-9 • Junior • Guard
Charlotte, N.C. • Providence Day

- First player to earn consecutive outright SEC Player of the Year honors since 2005 and 2006
- Top three in SEC in scoring (2nd), FG %age (3rd) and FT %age (3rd); eighth in steals (2.0) and 14th in assists (2.8)
- Has scored in double figures a team-high 24 times, including four games of 20 or more points
- Has been team's top scorer 12 times – Southern Cal, San Diego St., Syracuse, at Hampton, vs. Central Michigan, Kentucky, at Missouri, at Florida, at UConn, Vanderbilt, at Arkansas, Mississippi State
- Has led team in assists nine times – Clemson, at Duke, Auburn, Kentucky, Texas A&M, at Georgia, at UConn, Tennessee, at Kentucky
- Swiped two of her three steals and scored seven straight points during 12-2 run that turned three-point lead into 13 late in first half against #11/13 Mississippi State (Feb. 26)
- Hit two free throws after Lady Vols had cut lead to one with :17 left against #6/6 Tennessee then forced a turnover on potential game-tying possession
- Scored seven points and swiped two steals in opening three minutes against Vanderbilt (Feb. 15), adding four more points to a 7-2 run that broke a 15-15 tie midway through the first half
- Tied for team-high scoring honors at #2/2 UConn (Feb. 9), including seven of the team's first 18 points
- Scored seven points in an 8-0 first-half run at Ole Miss (Feb. 1) that turned the game around as Gamecocks went from a nine-point deficit to a seven-point halftime lead in the final 7:17 of the period
- Hit four straight free throws after #12/10 Texas A&M (Jan. 26) pulled with two in the second half and was involved in both of next two plays that established a 10-point lead team would not yield
- Scored six of her team-high 18 points during an 8-0 run in the second half at Florida (Jan. 19), including back-to-back layups off two of her four steals in the game
- Struggled from field at Missouri (Jan. 15), but delivered in the clutch, hitting a 3 each time Tigers got within three late in second half
- Scored 10 of the team's last 13 points in win over #10/11 Kentucky (Jan. 11), including eight straight free throws to hold the Wildcats at bay

#25

Career Highlights

- Two-time SEC Player of the Year (Coaches – 2014, 2015)
- Two-time All-SEC First Team (Coaches – 2014, 2015; AP – 2014, TBA)
- 2015 Capital One Academic All-District 4
- 2015 Wooden Late-Season 20, Naismith Semifinalist
- 2015 Wade and Dawn Staley Award Watch Lists No. 4 Player in the Nation, espnW (2014-15)
- 2015 Preseason All-America (AP, Sports Illustrated, ESPN)
- 2014 WBCA All-America
- 2014 All-America Third Team (AP, Full Court)
- 2014 Wooden Award Final Ballot, Wade Trophy Watch List, Dawn Staley Award Watch List
- 2014 WBCA All-Region 3
- 2014 SEC All-Defensive Team
- 2013 SEC All-Freshman Team

| | Season | Career | Miscellaneous |
|------------------------|--------|--------|---------------|
| Double-Double | 0 | 4 | |
| 20+ Points | 4 | 12 | |
| 10+ Points | 24 | 70 | |
| 5+ Assists | 1 | 8 | |
| 5+ Steals | 3 | 8 | |
| Tim-High Pts. | 12 | 32 | |
| Tim-High Assts. | 9 | 26 | |

| Career Highs | |
|--------------------|-------------------------------------|
| Pts | 25 vs. Georgia, 2/27/14 |
| Rebs | 11, 5x, last at Arkansas, 1/2/14 |
| Stls | 7 vs. NC Central, 12/1/14 |
| Assts | 9 at San Diego State, 11/23/13 |
| Min | 40 vs. Syracuse, 11/28/14 |
| FG | 8, 5x, last vs. Vanderbilt, 2/15/15 |
| 3FG | 6, 2x, last at Hampton, 12/17/14 |
| FT | 13 vs. CSU Northridge, 3/23/14 |

| 14-15 Season Highs | |
|--------------------|----------------------------------|
| Pts | 21 vs. Syracuse, 11/28 |
| Rebs | 8, Syracuse, 11/28 |
| Stls | 7 vs. NC Central, 12/1 |
| Assts | 5 vs. Clemson, 11/20 |
| Min | 40 vs. Syracuse, 11/28 |
| FG | 8, 3x, last vs. Vanderbilt, 2/15 |
| 3FG | 6, 2x, last at Hampton, 12/17 |
| FT | 11 vs. Kentucky, 1/11 |

| SEC Career Highs | |
|--------------------|-------------------------------------|
| Pts | 25 vs. Georgia, 2/27/14 |
| Rebs | 11, 5x, last at Arkansas, 1/2/14 |
| Stls | 6 at Auburn, 1/12/14 |
| Assts | 8, 2x, last vs. Ole Miss, 1/30/14 |
| Min | 39 vs. Kentucky, 1/9/14 |
| FG | 8, 4x, last vs. Vanderbilt, 2/15/15 |
| 3FG | 3, 2x, last at LSU, 1/4/15 |
| FT | 11 vs. Kentucky, 1/11/15 |

- Missed her first three 3-point attempts at Alabama (Jan. 8), all in the first 10 minutes, but buried her next three en route to 16 points and 60.0 percent shooting, including 50.0 percent from outside
- Erased a tough shooting day at #9/8 Duke (Dec. 9) with a second-look 3-pointer that brought the Gamecocks within one with 19 seconds to play ... was solid defensively throughout the game as well
- Scored 15 of her 21 points against #22/22 Syracuse (Nov. 28) in the first half to keep Gamecocks within striking distance ... hit free throws late to seal the win over the Orange

2014-15 Game-by-Game

| Opponent | Date | GS | MIN | FG-A | 3FG-A | FT-A | Reb | A | TO | B | S | TP |
|------------------|-------|----|-----|------|-------|-------|-------|---|----|---|---|----|
| Southern Cal | 11/15 | * | 38 | 4-10 | 0-3 | 10-12 | 1-1-2 | 4 | 6 | 0 | 1 | 18 |
| Clemson | 11/20 | * | 25 | 6-8 | 3-4 | 0-0 | 0-0-0 | 5 | 1 | 0 | 3 | 15 |
| San Diego St. | 11/23 | * | 18 | 6-8 | 6-6 | 2-2 | 0-2-2 | 3 | 2 | 0 | 1 | 20 |
| vs. Wisconsin | 11/27 | * | 26 | 2-7 | 1-3 | 2-2 | 0-3-3 | 3 | 1 | 0 | 2 | 7 |
| vs. Syracuse | 11/28 | * | 40 | 6-13 | 3-8 | 6-8 | 4-4-8 | 3 | 1 | 0 | 1 | 21 |
| NC Central | 12/1 | * | 24 | 6-8 | 1-3 | 1-2 | 0-3-3 | 4 | 1 | 0 | 7 | 14 |
| Charlotte | 12/4 | * | 28 | 3-6 | 1-3 | 2-2 | 1-0-1 | 2 | 4 | 0 | 1 | 9 |
| at Duke | 12/7 | * | 31 | 2-10 | 1-4 | 2-3 | 0-3-3 | 4 | 3 | 0 | 1 | 7 |
| vs. Savannah St. | 12/14 | * | 21 | 6-7 | 1-1 | 2-2 | 0-2-2 | 2 | 0 | 1 | 1 | 15 |
| at Hampton | 12/17 | * | 30 | 7-10 | 6-8 | 0-0 | 1-3-4 | 3 | 1 | 0 | 0 | 20 |
| vs. C. Michigan | 12/20 | * | 24 | 7-10 | 3-6 | 1-2 | 1-3-4 | 2 | 4 | 0 | 5 | 18 |
| vs. Liberty | 12/21 | * | 23 | 6-11 | 2-3 | 0-0 | 0-1-1 | 2 | 0 | 0 | 0 | 14 |
| Auburn | 1/2 | * | 26 | 1-9 | 1-4 | 4-4 | 0-1-1 | 4 | 2 | 0 | 2 | 7 |
| at LSU | 1/4 | * | 24 | 7-12 | 3-6 | 0-0 | 0-4-4 | 2 | 4 | 0 | 1 | 17 |
| at Alabama | 1/8 | * | 26 | 6-10 | 3-6 | 1-1 | 0-1-1 | 3 | 0 | 0 | 0 | 16 |
| Kentucky | 1/11 | * | 33 | 4-13 | 0-5 | 11-12 | 3-2-5 | 4 | 1 | 0 | 0 | 19 |
| at Missouri | 1/15 | * | 34 | 8-14 | 2-5 | 1-2 | 1-5-6 | 1 | 2 | 2 | 3 | 19 |
| at Florida | 1/19 | * | 23 | 8-10 | 1-1 | 1-1 | 0-0-0 | 1 | 1 | 0 | 4 | 18 |
| Texas A&M | 1/26 | * | 33 | 5-12 | 0-2 | 6-6 | 1-1-2 | 3 | 1 | 0 | 2 | 16 |
| Alabama | 1/29 | * | 26 | 4-10 | 0-1 | 3-3 | 2-2-4 | 2 | 1 | 0 | 1 | 11 |
| at Ole Miss | 2/1 | * | 33 | 4-10 | 2-3 | 1-3 | 1-4-5 | 1 | 2 | 0 | 1 | 11 |
| at Georgia | 2/5 | * | 29 | 5-11 | 2-4 | 2-2 | 1-2-3 | 3 | 1 | 0 | 2 | 14 |
| at UConn | 2/9 | * | 37 | 6-12 | 3-4 | 2-3 | 2-2-4 | 3 | 3 | 0 | 2 | 17 |
| LSU | 2/12 | * | 28 | 5-9 | 1-2 | 0-0 | 0-2-2 | 4 | 4 | 1 | 3 | 11 |
| Vanderbilt | 2/15 | * | 26 | 8-12 | 1-4 | 3-4 | 2-1-3 | 1 | 4 | 0 | 4 | 20 |
| at Arkansas | 2/19 | * | 37 | 4-9 | 0-4 | 7-7 | 0-0-0 | 2 | 4 | 3 | 5 | 15 |
| Tennessee | 2/23 | * | 38 | 6-14 | 0-1 | 4-5 | 1-6-7 | 4 | 0 | 0 | 0 | 16 |
| Mississippi St. | 2/26 | * | 34 | 7-12 | 0-0 | 2-3 | 0-4-4 | 2 | 2 | 1 | 3 | 16 |
| at Kentucky | 3/1 | * | 33 | 3-8 | 1-4 | 1-2 | 1-3-4 | 3 | 2 | 0 | 0 | 8 |

Career Stats at South Carolina

| Year | GP | GS | Min | Avg | FG | FGA | Pct | 3FG | FGA | Pct | FT | FTA | Pct | Off | Def | Tot | Avg | PF | FO | A | TO | Blk | Stl | Pts | Avg |
|----------------------|-----------|-----------|-------------|-------------|------------|------------|-------------|------------|------------|-------------|------------|------------|-------------|------------|------------|------------|------------|------------|----------|------------|------------|-----------|------------|-------------|-------------|
| 2012-13 | 33 | 30 | 927 | 28.1 | 107 | 282 | .379 | 22 | 60 | .367 | 68 | 111 | .613 | 60 | 109 | 169 | 5.1 | 64 | 1 | 43 | 82 | 4 | 44 | 304 | 9.2 |
| 2013-14 | 34 | 34 | 1066 | 31.4 | 165 | 335 | .493 | 40 | 74 | .541 | 157 | 198 | .793 | 41 | 149 | 190 | 5.6 | 63 | 0 | 118 | 97 | 8 | 62 | 527 | 15.5 |
| 2014-15 | 29 | 29 | 848 | 29.2 | 152 | 295 | .515 | 48 | 108 | .444 | 77 | 93 | .828 | 23 | 65 | 88 | 3.0 | 48 | 0 | 80 | 58 | 8 | 57 | 429 | 14.8 |
| Career Totals | 96 | 93 | 2841 | 29.6 | 424 | 912 | .465 | 110 | 242 | .455 | 302 | 402 | .751 | 124 | 323 | 447 | 4.7 | 175 | 2 | 241 | 237 | 20 | 163 | 1260 | 13.1 |



TINA ROY

5-11 • Junior • Guard
Kaplan, La. • Kaplan

- Has played in all but one game this season
- Has scored in double figures three times
- Has led the team in assists five times – Southern Cal, Syracuse, Savannah State, Central Michigan, at LSU
- Made back-to-back 3s and grabbed a rebound during 17-3 run late at #13/15 Kentucky (Mar. 1)
- Matched SEC career high with three 3s against Vanderbilt (Feb. 15), including first one as part of 7-2 run that broke open tie midway through first half and second that stopped an 8-2 Vandy run that opened second half
- Buried the first of two 3s at #22/21 Georgia (Feb. 5) to help spark 14-2 run that broke open 7-7 tie midway through the first half
- Hit timely 3-pointer against Texas A&M (Jan. 26) to stop Aggie run and push lead double digits midway through second half
- Scored nine of her 11 points at Alabama (Jan. 8) in the second half as Gamecocks keep the pressure on the Crimson Tide ... was perfect 3-of-3 from outside the arc
- Hit a pair of 3s in the first half at LSU (Jan. 4), the first of which helped hold off a Lady Tigers' rally
- Became first Gamecock to hand out double-digit assists in the Dawn Staley era with 10 against Savannah State (Dec. 14) while also rebounding well with seven boards
- Hit three 3s against Charlotte (Dec. 4), including two during the late first-half run that turned a two-point lead into an 18-point halftime advantage
- Averaged 9.5 points in just 17.0 minutes over two games at the Junkanoo Jam (Nov. 27-28)
- Hit four 3s against #22/22 Syracuse (Nov. 28), including two during the key 18-4 run that rallied the Gamecocks for the win, and dished out five assists as well
- Provided steady point guard play off the bench against Southern Cal (Nov. 15), handing out six assists to get the inside game going and hitting 3-of-5 from behind the arc

2014-15 Game-by-Game

| Opponent | Date | GS | MIN | FG-A | 3FG-A | FT-A | Reb | A | TO | B | S | TP |
|------------------|-------|----------------------------|------|------|-------|-------|-----|---|----|---|----|----|
| Southern Cal | 11/15 | 25 | 3-5 | 3-5 | 0-0 | 0-2-2 | 6 | 2 | 1 | 3 | 9 | |
| Clemson | 11/20 | — DNP (Coach's Decision) — | | | | | | | | | | |
| San Diego St. | 11/23 | 19 | 2-7 | 1-4 | 0-0 | 0-3-3 | 2 | 1 | 0 | 1 | 5 | |
| vs. Wisconsin | 11/27 | 12 | 3-6 | 1-3 | 0-0 | 0-4-4 | 2 | 1 | 0 | 0 | 7 | |
| vs. Syracuse | 11/28 | 22 | 4-10 | 4-9 | 0-0 | 2-0-2 | 5 | 0 | 0 | 0 | 12 | |
| NC Central | 12/1 | 13 | 0-1 | 0-1 | 0-0 | 0-2-2 | 3 | 1 | 0 | 1 | 0 | 9 |
| Charlotte | 12/4 | 23 | 3-5 | 3-5 | 0-0 | 0-1-1 | 3 | 1 | 0 | 0 | 0 | 0 |
| at Duke | 12/7 | 7 | 0-1 | 0-1 | 0-0 | 0-1-1 | 0 | 1 | 0 | 0 | 0 | 0 |
| vs. Savannah St. | 12/14 | 18 | 0-2 | 0-2 | 0-0 | 0-7-7 | 10 | 2 | 0 | 0 | 0 | 0 |
| at Hampton | 12/17 | 14 | 0-4 | 0-3 | 0-0 | 0-2-2 | 1 | 1 | 1 | 0 | 0 | 0 |
| vs. C. Michigan | 12/20 | 15 | 1-3 | 0-2 | 0-0 | 1-1-2 | 4 | 1 | 0 | 0 | 0 | 2 |
| vs. Liberty | 12/21 | 14 | 2-3 | 1-1 | 0-0 | 1-2-3 | 1 | 0 | 0 | 0 | 0 | 5 |
| Auburn | 1/2 | 11 | 1-1 | 1-1 | 0-0 | 0-1-1 | 2 | 3 | 0 | 0 | 0 | 3 |
| at LSU | 1/4 | 21 | 2-6 | 2-6 | 0-0 | 0-1-1 | 4 | 3 | 0 | 0 | 0 | 6 |
| at Alabama | 1/8 | 15 | 4-4 | 3-3 | 0-0 | 0-2-2 | 1 | 1 | 0 | 0 | 0 | 11 |
| Kentucky | 1/11 | 10 | 1-4 | 0-1 | 0-0 | 0-1-1 | 1 | 2 | 0 | 0 | 0 | 2 |
| at Missouri | 1/15 | 8 | 0-4 | 0-4 | 0-0 | 1-0-1 | 1 | 1 | 0 | 0 | 0 | 0 |
| at Florida | 1/19 | 19 | 2-4 | 1-3 | 0-0 | 0-1-1 | 3 | 1 | 0 | 0 | 0 | 5 |
| Texas A&M | 1/26 | 15 | 2-2 | 1-1 | 0-0 | 0-1-1 | 2 | 1 | 0 | 0 | 0 | 5 |
| Alabama | 1/29 | 19 | 2-5 | 1-4 | 0-0 | 0-1-1 | 1 | 1 | 0 | 1 | 5 | |
| at Ole Miss | 2/1 | 7 | 0-1 | 0-0 | 1-2 | 0-1-1 | 1 | 0 | 0 | 0 | 0 | 1 |
| at Georgia | 2/5 | 20 | 2-5 | 2-4 | 0-0 | 0-2-2 | 0 | 1 | 0 | 0 | 0 | 6 |
| at UConn | 2/9 | 6 | 0-3 | 0-0 | 0-0 | 0-0-0 | 0 | 2 | 0 | 0 | 0 | 0 |
| LSU | 2/12 | 15 | 3-5 | 3-5 | 0-0 | 0-2-2 | 2 | 0 | 0 | 1 | 9 | |
| Vanderbilt | 2/15 | 18 | 3-4 | 3-4 | 0-0 | 0-2-2 | 4 | 2 | 0 | 0 | 9 | |
| at Arkansas | 2/19 | 24 | 2-5 | 2-5 | 0-0 | 1-1-2 | 2 | 1 | 1 | 0 | 6 | |
| Tennessee | 2/23 | 8 | 0-2 | 0-1 | 0-0 | 0-1-1 | 0 | 0 | 0 | 0 | 0 | 0 |
| Mississippi St. | 2/26 | 4 | 0-0 | 0-0 | 0-0 | 0-0-0 | 1 | 0 | 0 | 0 | 0 | 0 |
| at Kentucky | 3/1 | 23 | 3-9 | 3-9 | 1-2 | 0-2-2 | 1 | 0 | 1 | 0 | 10 | |

Career Stats at South Carolina

| Year | GP | GS | Min | Avg | FG | FGA | Pct | 3FG | FGA | Pct | FT | FTA | Pct | Off | Def | Tot | Avg | PF | FO | A | TO | Blk | Stl | Pts | Avg | | |
|----------------------|---------------------------|----------|-------------|-------------|------------|------------|-------------|-----------|------------|-------------|-----------|-----------|-------------|-----------|------------|------------|------------|-----------|----------|------------|-----------|-----------|-----------|------------|------------|--|--|
| 2011-12 | 34 | 0 | 383 | 11.3 | 53 | 181 | .293 | 32 | 127 | .252 | 10 | 22 | .455 | 20 | 29 | 49 | 1.4 | 20 | 0 | 10 | 15 | 1 | 9 | 148 | 4.4 | | |
| 2012-13 | — Did Not Play (injury) — | | | | | | | | | | | | | | | | | | | | | | | | | | |
| 2013-14 | 34 | 1 | 553 | 16.3 | 44 | 146 | .301 | 20 | 86 | .233 | 14 | 23 | .609 | 13 | 56 | 69 | 2.0 | 19 | 0 | 48 | 23 | 9 | 6 | 122 | 3.6 | | |
| 2014-15 | 28 | 0 | 425 | 15.2 | 45 | 112 | .402 | 35 | 87 | .402 | 2 | 4 | .500 | 6 | 44 | 50 | 1.8 | 17 | 0 | 63 | 30 | 4 | 7 | 127 | 4.5 | | |
| Career Totals | 96 | 1 | 1361 | 14.2 | 142 | 439 | .323 | 87 | 300 | .290 | 26 | 49 | .531 | 39 | 129 | 168 | 1.8 | 56 | 0 | 121 | 68 | 14 | 22 | 397 | 4.1 | | |

#23

| | Season | Career |
|----------------|--------|--------|
| 10+ Points | 3 | 10 |
| 5+ Assists | 3 | 5 |
| 5+ Steals | 0 | 0 |
| Tm-High Pts. | 0 | 2 |
| Tm-High Assts. | 5 | 8 |

Miscellaneous

| | |
|-------|-----------------------------------|
| Pts | 15 vs. Presbyterian, 11/27/11 |
| Rebs | 8 at Mississippi State, 2/6/14 |
| Stls | 3 vs. Southern Cal, 11/15/14 |
| Assts | 10 vs. Savannah St., 12/14/14 |
| Min | 31 vs. Vanderbilt, 1/5/14 |
| FG | 5, 3x, last, vs. Kentucky, 1/9/13 |
| 3FG | 5 vs. Presbyterian, 11/27/11 |
| FT | 4 at Southern Cal, 11/25/13 |

Career Highs

| | |
|-------|-----------------------------|
| Pts | 12 vs. Syracuse, 11/28 |
| Rebs | 7 vs. Savannah St., 12/14 |
| Stls | 3 vs. Southern Cal, 11/15 |
| Assts | 10 vs. Savannah St., 12/14 |
| Min | 25 vs. Southern Cal, 11/15 |
| FG | 4, 2x, last at Alabama, 1/8 |
| 3FG | 4 vs. Syracuse, 11/28 |
| FT | 1 at Ole Miss, 2/1/15 |

14-15 Season Highs

| | |
|-------|-------------------------------------|
| Pts | 11, 3x, last at Alabama, 1/8/15 |
| Rebs | 8 at Mississippi State, 2/6/14 |
| Stls | 1, 7x, last vs. LSU, 2/12/15 |
| Assts | 4, 3x, last vs. Vanderbilt, 2/15/15 |
| Min | 31 vs. Vanderbilt, 1/5/14 |
| FG | 5 vs. Kentucky, 1/9/14 |
| 3FG | 3, 5x, last at Kentucky, 3/1/15 |
| FT | 3 vs. Georgia, 2/27/14 |

SEC Career Highs



KHADIJAH SESSIONS

5-8 • Junior • Guard
Myrtle Beach, S.C. • Myrtle Beach



| | Season | Career | Miscellaneous |
|----------------|--------|--------|---------------|
| 10+ Points | 3 | 18 | |
| 5+ Assists | 4 | 9 | |
| 5+ Steals | 0 | 0 | |
| Tm-High Pts. | 0 | 3 | |
| Tm-High Assts. | 10 | 21 | |

- Has played in every game this season, starting all but the season opener
- Has eight games with no turnovers this season
- Leads the SEC with 2.1 assist-to-turnover ratio ... ranks eighth in assists (3.1) and fifth in steals (2.0)
- Has led the team in assists 10 times – NC Central, Charlotte, at Hampton, Auburn, at Alabama, at Missouri, at Ole Miss, at Arkansas, Tennessee, Mississippi State
- Has picked up three or more steals 10 times this season
- Handed out four assists against #11/13 Mississippi State (Feb. 26), her third-straight game of four or more
- Tied for team-high honors with four assists against #6/6 Tennessee (Feb. 23) without committing a turnover in 33 minutes of action
- Posted five points and three steals in first four minutes at Arkansas (Feb. 19) en route to best all-around game of the season
- Broke a 6-6 tie early against LSU (Feb. 12) with a 3-pointer and a transition layup en route to matching her season high of 12 points
- Hit a pair of 3s en route to eight second-half points at #2/2 UConn (Feb. 9) that looked to start a comeback
- Set the tone defensively against #12/10 Texas A&M (Jan. 26) with two of her career-high tying four steals coming in the opening three minutes of the game
- Tied career high with three 3s against #10/11 Kentucky (Jan. 11), including one off balance at the end of the shot clock to turn a four-point lead into seven midway through the second half
- Swiped four steals at Alabama (Jan. 8), including back-to-back possessions to spark first-half run that broke open game
- Matched career high for third time this season with four steals against Savannah State (Dec. 14)
- Swiped one of her three steals late in the comeback at #9/8 Duke and was part of the double-team that generated Olivia Gaines' steal in the last 20 seconds that set up the game-winning play
- Capped the 11-0 comeback run late against #22/22 Syracuse (Nov. 28) with a transition layup
- Tied her career high with four steals against San Diego State (Nov. 23)

| | 14-15 Season Highs |
|-------|---------------------------------------|
| Pts | 19 vs. Auburn, 2/3/13 |
| Rebs | 6 vs. Clemson, 11/20/14 |
| Stls | 4, 8x, last at Arkansas, 2/19/15 |
| Assts | 8 vs. NC Central, 12/1/14 |
| Min | 37 at Southern Cal, 11/25/13 |
| FG | 6, 2x, last, vs. Seton Hall, 11/17/13 |
| 3FG | 3, 3x, last vs. Kentucky, 1/11/15 |
| FT | 8 vs. Auburn, 2/3/13 |

| | SEC Career Highs |
|-------|-------------------------------|
| Pts | 12, 2x, last vs. LSU, 2/12 |
| Rebs | 6 vs. Clemson, 11/20 |
| Stls | 4, 6x, last at Arkansas, 2/19 |
| Assts | 8 vs. NC Central, 12/1 |
| Min | 34 at Duke, 12/7 |
| FG | 5 vs. LSU, 2/12 |
| 3FG | 3 vs. Kentucky, 1/11 |
| FT | 4 vs. Charlotte, 12/4 |

| | SEC Career Highs |
|-------|-----------------------------------|
| Pts | 19 vs. Auburn, 2/3/13 |
| Rebs | 5, 4x, last at Arkansas, 2/19/15 |
| Stls | 4, 5x, last at Arkansas, 2/19/15 |
| Assts | 7 at Arkansas, 2/19/15 |
| Min | 35 at Missouri, 2/28/13 |
| FG | 6 at Missouri, 2/28/13 |
| 3FG | 3, 3x, last vs. Kentucky, 1/11/15 |
| FT | 8 vs. Auburn, 2/3/13 |

- Was solid on both ends of the floor against Clemson (Nov. 20), handing out four assists with no turnovers while pulling down career-high six rebounds
- Hit a clutch 3-pointer to start a 14-0 run that erased a Southern Cal (Nov. 15) lead with seven minutes left and put the game out of reach

2014-15 Game-by-Game

| Opponent | Date | GS | MIN | FG-A | 3FG-A | FT-A | Reb | A | TO | B | S | TP |
|------------------|-------|----|-----|------|-------|------|-------|---|----|---|---|----|
| Southern Cal | 11/15 | | 19 | 2-5 | 2-3 | 0-0 | 1-1-2 | 2 | 1 | 1 | 1 | 6 |
| Clemson | 11/20 | * | 18 | 2-3 | 1-1 | 2-3 | 1-5-6 | 4 | 0 | 0 | 1 | 7 |
| San Diego St. | 11/23 | * | 14 | 2-5 | 0-2 | 2-3 | 0-0-0 | 3 | 0 | 0 | 4 | 6 |
| vs. Wisconsin | 11/27 | * | 21 | 1-5 | 0-1 | 0-0 | 0-4-4 | 2 | 0 | 0 | 2 | 2 |
| vs. Syracuse | 11/28 | * | 22 | 2-8 | 1-5 | 0-1 | 0-1-1 | 3 | 0 | 1 | 1 | 5 |
| NC Central | 12/1 | * | 19 | 2-2 | 0-0 | 0-0 | 1-3-4 | 8 | 1 | 0 | 4 | 4 |
| Charlotte | 12/4 | * | 32 | 1-4 | 0-2 | 4-6 | 1-1-2 | 4 | 2 | 0 | 2 | 6 |
| at Duke | 12/7 | * | 34 | 0-3 | 0-2 | 0-0 | 1-1-2 | 2 | 2 | 0 | 3 | 0 |
| vs. Savannah St. | 12/14 | * | 16 | 1-5 | 0-1 | 2-3 | 2-0-2 | 4 | 1 | 0 | 4 | 4 |
| at Hampton | 12/17 | * | 24 | 1-3 | 0-1 | 0-0 | 1-2-3 | 5 | 0 | 0 | 0 | 2 |
| vs. C. Michigan | 12/20 | * | 21 | 1-3 | 0-2 | 0-0 | 1-1-2 | 3 | 4 | 0 | 2 | 2 |
| vs. Liberty | 12/21 | * | 18 | 0-3 | 0-2 | 0-0 | 0-1-1 | 1 | 1 | 0 | 2 | 0 |
| Auburn | 1/2 | * | 23 | 1-2 | 0-1 | 1-1 | 0-3-3 | 4 | 4 | 0 | 2 | 3 |
| at LSU | 1/4 | * | 13 | 0-1 | 0-1 | 0-0 | 1-2-3 | 0 | 1 | 0 | 1 | 0 |
| at Alabama | 1/8 | * | 18 | 1-3 | 0-1 | 0-0 | 1-0-1 | 5 | 0 | 0 | 4 | 2 |
| Kentucky | 1/11 | * | 29 | 4-9 | 3-6 | 1-4 | 0-5-5 | 2 | 4 | 0 | 1 | 12 |
| at Missouri | 1/15 | * | 24 | 3-7 | 1-4 | 0-1 | 1-4-5 | 2 | 0 | 0 | 1 | 7 |
| at Florida | 1/19 | * | 13 | 0-0 | 0-0 | 0-0 | 1-2-3 | 2 | 1 | 0 | 0 | 0 |
| Texas A&M | 1/26 | * | 24 | 1-2 | 0-0 | 2-2 | 0-2-2 | 2 | 2 | 1 | 4 | 4 |
| Alabama | 1/29 | * | 21 | 3-6 | 0-2 | 1-2 | 1-3-4 | 4 | 3 | 0 | 3 | 7 |
| at Ole Miss | 2/1 | * | 31 | 3-5 | 0-1 | 1-3 | 1-1-2 | 3 | 1 | 0 | 2 | 7 |
| at Georgia | 2/5 | * | 22 | 0-1 | 0-0 | 1-4 | 0-3-3 | 2 | 1 | 0 | 0 | 1 |
| at UConn | 2/9 | * | 25 | 3-8 | 2-4 | 0-0 | 1-0-1 | 1 | 1 | 0 | 1 | 8 |
| LSU | 2/12 | * | 27 | 5-6 | 2-2 | 0-0 | 0-0-0 | 2 | 2 | 0 | 3 | 12 |
| Vanderbilt | 2/15 | * | 18 | 1-2 | 1-1 | 0-1 | 0-2-2 | 3 | 1 | 1 | 3 | 3 |
| at Arkansas | 2/19 | * | 33 | 3-5 | 2-3 | 3-4 | 2-3-5 | 7 | 3 | 0 | 4 | 11 |
| Tennessee | 2/23 | * | 33 | 1-6 | 0-2 | 0-1 | 1-1-2 | 4 | 0 | 0 | 0 | 2 |
| Mississippi St. | 2/26 | * | 30 | 2-3 | 0-1 | 1-2 | 0-2-2 | 4 | 2 | 0 | 2 | 5 |
| at Kentucky | 3/1 | * | 19 | 1-5 | 0-2 | 0-0 | 1-0-1 | 1 | 5 | 0 | 1 | 2 |

Career Stats at South Carolina

| Year | GP | GS | Min | Avg | FG | FGA | Pct | 3FG | FGA | Pct | FT | FTA | Pct | Off | Def | Tot | Avg | PF | FO | A | TO | Blk | Stl | Pts | Avg |
|----------------------|-----------|-----------|-------------|-------------|------------|------------|-------------|-----------|------------|-------------|------------|------------|-------------|-----------|------------|------------|------------|------------|----------|------------|------------|----------|------------|------------|------------|
| 2012-13 | 33 | 3 | 570 | 17.3 | 53 | 151 | .351 | 13 | 54 | .241 | 72 | 109 | .661 | 22 | 24 | 46 | 1.4 | 43 | 0 | 36 | 49 | 3 | 21 | 191 | 5.8 |
| 2013-14 | 29 | 26 | 761 | 26.2 | 58 | 159 | .365 | 18 | 59 | .305 | 74 | 109 | .679 | 9 | 38 | 47 | 1.6 | 60 | 0 | 77 | 45 | 1 | 28 | 208 | 7.2 |
| 2014-15 | 29 | 28 | 661 | 22.8 | 47 | 120 | .392 | 15 | 53 | .283 | 21 | 41 | .512 | 20 | 53 | 73 | 2.5 | 45 | 0 | 89 | 43 | 4 | 58 | 130 | 4.5 |
| Career Totals | 91 | 57 | 1992 | 21.9 | 158 | 430 | .367 | 46 | 166 | .277 | 167 | 253 | .660 | 51 | 115 | 166 | 1.8 | 148 | 0 | 202 | 137 | 8 | 107 | 529 | 5.8 |



ALEIGHSA WELCH

6-0 • Senior • Forward
Goose Creek, S.C. • Goose Creek

- Became program's first SEC Scholar-Athlete of the Year and voted All-SEC First-Team for second straight season
- Has started every game this season, not missing a start since Nov. 10, 2013, against Louisiana Tech (61 games)
- Stands 14th in program history with 1,373 career points
- Is fourth in school history with 898 total rebounds and is second in career offensive rebounds (425), just two shy of Marsha Williams' (1990-93) record
- Is among SEC's top-20 rebounders (16th), offensive rebounders (10th, 2.8) and shot blockers (7th, 1.1)
- Has scored in double figures 13 times and grabbed double-digit rebounds five times
- Led team in rebounding seven times – Kentucky, at Missouri, at Georgia, at UConn, LSU, Vanderbilt, Tennessee
- Sparked 17-3 run late at #13/15 Kentucky (Mar. 1) with back-to-back buckets around a rebound, despite battling stomach flu for the second day
- Grabbed all six of her rebounds against #11/13 Mississippi State (Feb. 26) in the first half
- Scored six points during 12-5 run that built 11-point lead over #6/6 Tennessee (Feb. 23) midway through the second half as part of her double-double that included career-high-tying nine offensive rebounds
- Handed out career-high five assists against LSU (Feb. 12) while also leading team in rebounding
- Moved into career top 10 with first double-double of the season at #2/2 UConn (Feb. 9), adding six of team's first 13 points, then scoring on back-to-back possessions to cut halftime deficit to 10 points early in the second half
- Owned the glass at #22/21 Georgia (Feb. 23) with season-high 14 boards, including career-high nine offensive
- Scored three of the last six points in the first half against #12/10 Texas A&M and recorded one of her two blocks to stop a 2-on-1 break early in the second half
- Posted 10 of her 14 rebounds at Missouri (Jan. 15) in the first half as offense struggled, adding great defense and two free throws late to help seal the win
- Grabbed nine of her 11 rebounds against #10/11 Kentucky (Jan. 11) in the second half, including five in the final 10 minutes, four of which came on the offensive end

2014-15 Game-by-Game

| Opponent | Date | GS | MIN | FG-A | 3FG-A | FTA | Reb | A | TO | B | S | TP |
|------------------|-------|----|-----|------|-------|-----|---------|---|----|---|---|----|
| Southern Cal | 11/15 | * | 27 | 4-5 | 0-0 | 2-4 | 3-4-7 | 0 | 3 | 4 | 1 | 10 |
| Clemson | 11/20 | * | 24 | 8-11 | 0-0 | 1-3 | 2-1-3 | 3 | 0 | 1 | 1 | 17 |
| San Diego St. | 11/23 | * | 17 | 3-6 | 0-0 | 0-0 | 3-0-3 | 3 | 0 | 0 | 0 | 6 |
| vs. Wisconsin | 11/27 | * | 20 | 2-6 | 0-0 | 0-0 | 2-1-3 | 2 | 1 | 2 | 1 | 4 |
| vs. Syracuse | 11/28 | * | 36 | 5-9 | 0-0 | 1-2 | 2-3-5 | 3 | 1 | 1 | 0 | 11 |
| NC Central | 12/1 | * | 24 | 5-7 | 0-0 | 1-1 | 1-3-4 | 2 | 2 | 1 | 1 | 11 |
| Charlotte | 12/4 | * | 22 | 4-7 | 0-0 | 2-2 | 7-2-9 | 3 | 1 | 2 | 0 | 10 |
| at Duke | 12/7 | * | 36 | 4-11 | 0-0 | 0-0 | 2-6-8 | 1 | 2 | 2 | 1 | 8 |
| vs. Savannah St. | 12/14 | * | 20 | 5-7 | 0-0 | 1-4 | 4-4-8 | 0 | 3 | 0 | 1 | 11 |
| at Hampton | 12/17 | * | 24 | 1-4 | 0-0 | 2-4 | 3-2-5 | 4 | 1 | 0 | 0 | 4 |
| vs. C. Michigan | 12/20 | * | 26 | 6-10 | 0-1 | 0-2 | 2-1-3 | 2 | 2 | 0 | 0 | 12 |
| vs. Liberty | 12/21 | * | 21 | 6-8 | 0-0 | 3-4 | 2-2-4 | 3 | 2 | 1 | 0 | 15 |
| Auburn | 1/2 | * | 19 | 6-6 | 0-0 | 0-1 | 3-3-6 | 0 | 2 | 1 | 0 | 12 |
| at LSU | 1/4 | * | 21 | 3-4 | 0-0 | 0-2 | 1-4-5 | 1 | 0 | 1 | 0 | 6 |
| at Alabama | 1/8 | * | 22 | 5-6 | 0-0 | 0-0 | 0-2-2 | 1 | 0 | 1 | 0 | 10 |
| Kentucky | 1/11 | * | 36 | 4-9 | 0-0 | 1-2 | 4-7-11 | 2 | 4 | 3 | 1 | 9 |
| at Missouri | 1/15 | * | 34 | 3-10 | 0-0 | 2-4 | 4-10-14 | 1 | 2 | 1 | 0 | 8 |
| at Florida | 1/19 | * | 21 | 3-4 | 0-0 | 0-0 | 0-2-2 | 4 | 2 | 1 | 0 | 6 |
| Texas A&M | 1/26 | * | 24 | 5-9 | 0-0 | 2-4 | 1-6-7 | 0 | 1 | 2 | 0 | 12 |
| Alabama | 1/29 | * | 21 | 4-5 | 0-0 | 0-1 | 1-0-1 | 1 | 4 | 0 | 1 | 8 |
| at Ole Miss | 2/1 | * | 32 | 2-4 | 0-0 | 2-8 | 1-4-5 | 2 | 0 | 2 | 0 | 6 |
| at Georgia | 2/5 | * | 22 | 1-7 | 0-0 | 0-1 | 9-5-14 | 2 | 0 | 3 | 0 | 2 |
| at UConn | 2/9 | * | 33 | 8-17 | 0-0 | 1-3 | 7-4-11 | 0 | 3 | 0 | 1 | 17 |
| LSU | 2/12 | * | 25 | 3-5 | 0-0 | 0-0 | 2-7-9 | 5 | 1 | 1 | 1 | 6 |
| Vanderbilt | 2/15 | * | 22 | 3-5 | 0-0 | 0-0 | 6-3-9 | 1 | 4 | 0 | 2 | 6 |
| at Arkansas | 2/19 | * | 28 | 1-4 | 0-0 | 0-0 | 0-3-3 | 3 | 3 | 0 | 0 | 2 |
| Tennessee | 2/23 | * | 33 | 9-14 | 0-0 | 1-2 | 9-5-14 | 2 | 2 | 1 | 1 | 19 |
| Mississippi St. | 2/26 | * | 25 | 2-3 | 0-0 | 0-2 | 1-5-6 | 1 | 3 | 1 | 0 | 4 |
| at Kentucky | 3/1 | * | 23 | 3-3 | 0-0 | 1-1 | 1-1-2 | 3 | 1 | 0 | 0 | 7 |

- Posted her ninth career perfect shooting game with 12 points (6-of-6) against Auburn (Jan. 2), adding six rebounds in just 19 minutes of action
- Played most productive all-around game of season against Charlotte (Dec. 4), narrowly missing double-double by one rebound, grabbing seven of her nine boards on the offensive end, swatting away two shots and handing out three assists
- Scored nine of her 11 points against #22/22 Syracuse (Nov. 28) in the first half to keep the Orange within striking distance ... blocked a shot late in the game to hold off the Orange and become just the 10th

Career Stats at South Carolina

| Year | GP | GS | Min | Avg | FG | FGA | Pct | 3FG | FGA | Pct | FT | FIA | Pct | Off | Def | Tot | Avg | PF | FO | A | TO | Blk | Stl | Pts | Avg |
|----------------------|------------|-----------|-------------|-------------|------------|------------|-------------|----------|----------|-------------|------------|------------|-------------|------------|------------|------------|------------|------------|----------|------------|------------|------------|-----------|-------------|-------------|
| 2011-12 | 33 | 2 | 694 | 21.0 | 98 | 167 | .587 | 0 | 1 | .000 | 56 | 98 | .571 | 104 | 96 | 200 | 6.1 | 41 | 0 | 18 | 40 | 22 | 19 | 252 | 7.6 |
| 2012-13 | 33 | 33 | 981 | 29.7 | 134 | 224 | .598 | 1 | 1 | 1.000 | 126 | 178 | .708 | 131 | 124 | 255 | 7.7 | 56 | 0 | 34 | 53 | 23 | 26 | 395 | 12.0 |
| 2013-14 | 34 | 33 | 1037 | 30.5 | 175 | 305 | .574 | 1 | 1 | 1.000 | 116 | 194 | .598 | 107 | 153 | 260 | 7.6 | 61 | 0 | 67 | 64 | 47 | 29 | 467 | 13.7 |
| 2014-15 | 29 | 29 | 738 | 25.4 | 118 | 206 | .573 | 0 | 1 | .000 | 23 | 57 | .404 | 83 | 100 | 183 | 6.3 | 49 | 2 | 55 | 50 | 32 | 13 | 259 | 8.9 |
| Career Totals | 129 | 97 | 3450 | 26.7 | 525 | 902 | .582 | 2 | 4 | .500 | 321 | 527 | .609 | 425 | 473 | 898 | 6.9 | 207 | 2 | 174 | 207 | 124 | 87 | 1373 | 10.6 |

#24

Career Highlights

2015 SEC Scholar-Athlete of the Year
Two-time All-SEC 1st Team (Coaches – 2014, 2015)
2015 Naismith Trophy Midseason 30, Wade Watch List, Wooden Award Preseason Top 30
No. 7 Player in the Nation, espnW (2014-15)
2015 Preseason All-America Second Team (ESPN)
2014 All-America Honorable Mention (AP, WBCA)
2014 All-SEC Second Team (AP)
2014 WBCA All-Region 3
2013-14 CoSIDA Academic All-District 4
2013 All-SEC Second Team (Coaches)
2012 SEC All-Freshman Team

| | Season | Career | Miscellaneous |
|----------------|--------|--------|---------------|
| Double-Double | 2 | 21 | |
| 20+ Points | 0 | 5 | |
| 10+ Points | 13 | 74 | |
| 10+ Rebounds | 5 | 27 | |
| 5+ Blocks | 0 | 2 | |
| 5+ Assists | 1 | 2 | |
| Tm-High Pts. | 3 | 28 | |
| Tm-High Rebs. | 6 | 45 | |
| Tm-High Assts. | 3 | 13 | |

| | Career Highs |
|-------|-----------------------------------|
| Pts | 23 vs. N. Carolina 12/18/13 |
| Rebs | 17 vs. C. of Charleston, 11/14/13 |
| Blks | 5, 2x, last at Kentucky, 2/20/14 |
| Stls | 3, 4x, last at Charlotte, 12/8/13 |
| Assts | 5, 2x, last vs. LSU, 2/12/15 |
| Min | 43 at Texas A&M, 1/16/14 |
| FG | 10 at Kentucky, 2/20/14 |
| FT | 10 at Xavier, 11/30/11 |

| | 14-15 Season Highs |
|-------|----------------------------------|
| Pts | 19 vs. Tennessee, 2/23 |
| Rebs | 14, 3x, last vs. Tennessee, 2/23 |
| Blks | 4 vs. Southern Cal, 11/15 |
| Stls | 2 vs. Vanderbilt, 2/15 |
| Assts | 5 vs. LSU, 2/12 |
| Min | 36, 3x, last vs. Kentucky, 1/11 |
| FG | 9 vs. Tennessee, 2/23 |
| FT | 3 vs. Liberty, 12/21 |

| | SEC Career Highs |
|-------|----------------------------------|
| Pts | 21 at Kentucky, 2/20/14 |
| Rebs | 16 at Texas A&M, 1/16/14 |
| Blks | 5, 2x, last at Kentucky, 2/20/14 |
| Stls | 3 vs. Florida, 3/3/13 |
| Assts | 5 vs. LSU, 2/12/15 |
| Min | 43 at Texas A&M, 1/16/14 |
| FG | 10 at Kentucky, 2/20/14 |
| FT | 8, 2x, last at Miss. St., 2/6/14 |

Gamecock to record at least 100 career blocks



JATARIE WHITE

6-4 • Freshman • Forward
Charlotte, N.C. • Providence Day

- Has played in 15 games, missing nine (Dec. 4 - Jan. 8) with a foot injury and three due to illness (Jan. 26-Feb. 1)
- Has scored in double figures two times
- Was outstanding in return from three-game absence due to illness with a career-high seven rebounds at #22/21 Georgia, including four to go with her four points in the first half as Gamecocks established a lead
- Made her SEC debut with three offensive rebounds in just five minutes against #10/11 Kentucky (Jan. 11)
- Netted 10 points in just 15 minutes against Wisconsin (Nov. 27)
- Scored double digits for first time her career with 11 points in 17 minutes against Clemson (Nov. 20)
- Made her collegiate debut against Southern Cal (Nov. 15), grabbing two rebounds in three minutes of action.

2014-15 Game-by-Game

| Opponent | Date | GS | MIN | FG-A | 3FG-A | FT-A | Reb | A | TO | B | S | TP |
|------------------|-------|----|------|------|-------|----------------------------|-----|---|----|---|----|----|
| Southern Cal | 11/15 | 3 | 0-0 | 0-0 | 0-0 | 0-2-2 | 1 | 0 | 0 | 0 | 0 | 0 |
| Clemson | 11/20 | 17 | 5-12 | 0-0 | 1-1 | 3-2-5 | 0 | 0 | 0 | 1 | 11 | |
| San Diego St. | 11/23 | 22 | 3-5 | 0-0 | 0-0 | 1-5-6 | 0 | 0 | 0 | 1 | 6 | |
| vs. Wisconsin | 11/27 | 15 | 4-7 | 0-0 | 2-3 | 1-2-3 | 2 | 0 | 0 | 1 | 10 | |
| vs. Syracuse | 11/28 | 8 | 0-2 | 0-0 | 0-0 | 0-0-0 | 0 | 0 | 0 | 0 | 0 | 0 |
| NC Central | 12/1 | 7 | 1-1 | 0-0 | 0-0 | 0-1-1 | 0 | 2 | 0 | 0 | 2 | |
| Charlotte | 12/4 | | | | | — DNP (Injury) — | | | | | | |
| at Duke | 12/7 | | | | | — DNP (Injury) — | | | | | | |
| vs. Savannah St. | 12/14 | | | | | — DNP (Injury) — | | | | | | |
| at Hampton | 12/17 | | | | | — DNP (Injury) — | | | | | | |
| vs. C. Michigan | 12/20 | | | | | — DNP (Injury) — | | | | | | |
| vs. Liberty | 12/21 | | | | | — DNP (Injury) — | | | | | | |
| Auburn | 1/2 | | | | | — DNP (Injury) — | | | | | | |
| at LSU | 1/4 | | | | | — DNP (Injury) — | | | | | | |
| at Alabama | 1/8 | | | | | — DNP (Injury) — | | | | | | |
| Kentucky | 1/11 | 5 | 0-1 | 0-0 | 0-0 | 3-0-3 | 0 | 1 | 1 | 0 | 0 | 0 |
| at Missouri | 1/15 | 5 | 0-0 | 0-0 | 0-0 | 1-1-2 | 0 | 1 | 0 | 0 | 0 | 0 |
| at Florida | 1/19 | 15 | 1-3 | 0-0 | 1-4 | 2-1-3 | 0 | 3 | 0 | 0 | 3 | |
| Texas A&M | 1/26 | | | | | — DNP (Illness) — | | | | | | |
| Alabama | 1/29 | | | | | — DNP (Illness) — | | | | | | |
| at Ole Miss | 2/1 | | | | | — DNP (Illness) — | | | | | | |
| at Georgia | 2/5 | 21 | 2-4 | 0-0 | 1-2 | 0-7-7 | 0 | 2 | 2 | 0 | 5 | |
| at UConn | 2/9 | 4 | 0-1 | 0-0 | 0-0 | 0-0-0 | 0 | 1 | 0 | 0 | 0 | 0 |
| LSU | 2/12 | 12 | 0-0 | 0-0 | 0-0 | 1-1-2 | 2 | 2 | 0 | 0 | 0 | 0 |
| Vanderbilt | 2/15 | 12 | 1-7 | 0-0 | 2-2 | 1-3-4 | 0 | 0 | 0 | 1 | 4 | |
| at Arkansas | 2/19 | | | | | — DNP (Coach's Decision) — | | | | | | |
| Tennessee | 2/23 | | | | | — DNP (Coach's Decision) — | | | | | | |
| Mississippi St. | 2/26 | 13 | 0-1 | 0-0 | 0-0 | 0-0-0 | 0 | 0 | 0 | 0 | 0 | 0 |
| at Kentucky | 3/1 | 4 | 0-2 | 0-0 | 0-0 | 0-0-0 | 0 | 0 | 0 | 0 | 0 | 0 |

Career Stats at South Carolina

| Year | GP | GS | Min | Avg | FG | FGA | Pct | 3FG | FGA | Pct | FT | FTA | Pct | Off | Def | Tot | Avg | PF | FO | A | TO | Blk | Stl | Pts | Avg |
|---------|----|----|-----|------|----|-----|------|-----|-----|-----|----|-----|------|-----|-----|-----|-----|----|----|---|----|-----|-----|-----|-----|
| 2014-15 | 15 | 0 | 157 | 10.5 | 17 | 46 | .370 | 0 | 0 | — | 7 | 12 | .583 | 13 | 25 | 38 | 2.5 | 17 | 0 | 5 | 12 | 3 | 4 | 41 | 2.7 |

#40

Career Highlights

No. 7 recruit in 2014 class (espnW)
2014 High School All-America (WBCA, McDonald's)

| | Season | Career | Miscellaneous |
|----------------|--------|--------|---------------|
| Double-Double | 0 | 0 | |
| 10+ Points | 2 | 2 | |
| 5+ Assists | 0 | 0 | |
| 5+ Steals | 0 | 0 | |
| Tm-High Pts. | 0 | 0 | |
| Tm-High Assts. | 0 | 0 | |

| | Career Highs |
|-------|-------------------------------------|
| Pts | 11 vs. Clemson, 11/20/14 |
| Rebs | 7 at Georgia, 2/5/15 |
| Blks | 2 at Georgia, 2/5/15 |
| Stls | 1, 4x, last vs. Vanderbilt, 2/15/15 |
| Assts | 2, 2x, vs. LSU, 2/12/15 |
| Min | 22 vs. San Diego State, 11/23/14 |
| FG | 5 vs. Clemson, 11/20/14 |
| FT | 2, 2x, last vs. Vanderbilt, 2/15/15 |

| | SEC Highs |
|-------|---------------------------|
| Pts | 5 at Georgia, 2/5/15 |
| Rebs | 7 at Georgia, 2/5/15 |
| Blks | 2 at Georgia, 2/5/15 |
| Stls | 1 vs. Vanderbilt, 2/15/15 |
| Assts | 2 vs. LSU, 2/12/15 |
| Min | 21 at Georgia, 2/5/15 |
| FG | 2 at Georgia, 2/5/15 |
| FT | 2 at Vanderbilt, 2/15/15 |



A'JA WILSON

6-5 • Freshman • Guard/Forward
Hopkins, S.C. • Heathwood Hall

- Named SEC Freshman of the Year and a First-Team All-SEC selection
- Has played in every game with one start (Southern Cal)
- Ranks 10th in the league in points and eighth in rebounds – only freshman among league's top 20 in both categories – coming in second in field goal percentage and third in blocks (1.7)
- Has recorded five double-doubles
- Has scored in double figures a team-high 24 times with four 20-point games
- Has led the team in scoring a team-high 13 times – Clemson, vs. Wisconsin, NCCU, Charlotte, Savannah State, vs. Liberty, Auburn, at LSU, Texas A&M, Alabama, LSU, Vanderbilt, at Kentucky
- Has been team's top rebounder eight times – San Diego State, vs. Syracuse, NCCU, vs. Liberty, at LSU, at Alabama, Mississippi State, at Kentucky
- Dominated at #13/15 Kentucky (Mar. 1) for fifth double-double of the season – grabbed school freshman-record 19 rebounds and six blocks, a Gamecocks freshman record in an SEC game
- Scored six of last eight points in first half against #11/13 Mississippi State (Feb. 26) to build 13-point halftime lead
- Hit 6-of-7 for 12 points in the first half at Arkansas (Feb. 19), including six in 13-8 run that closed the period
- Became first freshman in Gamecock history to post back-to-back 20-point games in SEC play with 20 points against Vanderbilt (Feb. 15), including seven during a 9-0 run that built a double-digit lead late in the first half
- Dominated LSU (Feb. 12) with career-high 26 points in 25 minutes, including eight points of the Gamecocks' 16-4 run that broke open the game midway through the first half
- Picked up fourth SEC Freshman of the Week award after averaging 15.3 points and 6.7 rebounds in wins over Texas A&M, Alabama and Ole Miss
- Grabbed six of her nine rebounds against #12/10 Texas A&M in the second half after helping build first-half lead with 11 of her team-high 18 points
- Posted 10 of her 16 points at Florida (Jan. 19) in the first half, including six during a 14-2 first-half run that broke open the game
- Scored half of team's points in 6-0 run to close first half at LSU (Jan. 4) and added 12 in second half to prevent any Lady Tiger comeback
- Recorded a double-double in Gamecocks' final game of the month for the second time with 17 points and

2014-15 Game-by-Game

| Opponent | Date | GS | MIN | FG-A | 3FG-A | FT-A | Reb | A | TO | B | S | TP |
|------------------|-------|----|-----|------|-------|-------|---------|---|----|---|---|----|
| Southern Cal | 11/15 | * | 16 | 2-7 | 0-0 | 0-2 | 1-4-5 | 1 | 3 | 1 | 1 | 4 |
| Clemson | 11/20 | | 20 | 6-8 | 0-0 | 6-7 | 2-3-5 | 0 | 2 | 1 | 0 | 18 |
| San Diego St. | 11/23 | | 18 | 5-9 | 0-0 | 5-6 | 3-6-9 | 3 | 0 | 1 | 3 | 15 |
| vs. Wisconsin | 11/27 | | 21 | 4-7 | 0-0 | 3-5 | 1-5-6 | 1 | 1 | 2 | 3 | 11 |
| vs. Syracuse | 11/28 | | 26 | 5-13 | 0-0 | 5-9 | 4-6-10 | 0 | 1 | 1 | 2 | 15 |
| NC Central | 12/1 | | 17 | 4-12 | 0-0 | 8-9 | 5-3-8 | 1 | 1 | 0 | 2 | 16 |
| Charlotte | 12/4 | | 25 | 8-12 | 0-0 | 1-3 | 0-3-3 | 1 | 2 | 3 | 3 | 17 |
| at Duke | 12/7 | | 26 | 4-8 | 0-0 | 2-5 | 2-3-5 | 0 | 3 | 1 | 1 | 10 |
| vs. Savannah St. | 12/14 | | 21 | 8-10 | 0-0 | 7-10 | 2-4-6 | 1 | 1 | 2 | 1 | 23 |
| at Hampton | 12/17 | | 17 | 5-9 | 0-0 | 2-2 | 2-4-6 | 1 | 2 | 1 | 1 | 12 |
| vs. C. Michigan | 12/20 | | 20 | 6-9 | 0-0 | 0-0 | 0-5-5 | 0 | 1 | 1 | 3 | 12 |
| vs. Liberty | 12/21 | | 22 | 6-11 | 0-0 | 5-10 | 3-7-10 | 1 | 0 | 3 | 1 | 17 |
| Auburn | 1/2 | | 27 | 6-17 | 0-0 | 0-1 | 2-8-10 | 1 | 1 | 2 | 0 | 12 |
| at LSU | 1/4 | | 26 | 7-11 | 0-0 | 7-9 | 3-10-13 | 2 | 5 | 3 | 1 | 21 |
| at Alabama | 1/8 | | 19 | 3-7 | 0-0 | 5-7 | 0-5-5 | 3 | 4 | 3 | 1 | 11 |
| Kentucky | 1/11 | | 28 | 3-13 | 0-0 | 2-4 | 4-5-9 | 1 | 0 | 3 | 0 | 8 |
| at Missouri | 1/15 | | 12 | 1-3 | 0-0 | 1-4 | 1-3-4 | 0 | 1 | 0 | 0 | 3 |
| at Florida | 1/19 | | 21 | 7-11 | 0-0 | 2-2 | 2-7-9 | 0 | 1 | 1 | 1 | 16 |
| Texas A&M | 1/26 | | 25 | 6-10 | 0-0 | 6-8 | 1-8-9 | 1 | 4 | 2 | 1 | 18 |
| Alabama | 1/29 | | 17 | 7-9 | 0-0 | 3-8 | 3-2-5 | 3 | 1 | 1 | 0 | 17 |
| at Ole Miss | 2/1 | | 21 | 4-12 | 0-0 | 3-4 | 4-2-6 | 1 | 1 | 1 | 2 | 11 |
| at Georgia | 2/5 | | 9 | 1-2 | 0-0 | 2-4 | 2-3-5 | 0 | 6 | 2 | 0 | 4 |
| at UConn | 2/9 | | 22 | 4-8 | 0-0 | 2-4 | 3-3-6 | 2 | 1 | 0 | 0 | 10 |
| LSU | 2/12 | | 25 | 7-12 | 1-1 | 11-15 | 5-3-8 | 0 | 1 | 2 | 1 | 26 |
| Vanderbilt | 2/15 | | 20 | 5-7 | 0-0 | 10-11 | 2-3-5 | 2 | 0 | 0 | 1 | 20 |
| at Arkansas | 2/19 | | 21 | 7-10 | 0-1 | 0-2 | 2-2-4 | 1 | 1 | 3 | 0 | 14 |
| Tennessee | 2/23 | | 12 | 3-7 | 0-0 | 2-2 | 1-0-1 | 0 | 0 | 1 | 1 | 8 |
| Mississippi St. | 2/26 | | 13 | 4-11 | 0-0 | 5-5 | 3-4-7 | 1 | 2 | 2 | 0 | 13 |
| at Kentucky | 3/1 | | 23 | 7-16 | 0-1 | 2-7 | 5-14-19 | 1 | 5 | 6 | 1 | 16 |

Career Stats at South Carolina

| Year | GP | GS | Min | Avg | FG | FGA | Pct | 3FG | FGA | Pct | FT | FTA | Pct | Off | Def | Tot | Avg | PF | FO | A | TO | Blk | Stl | Pts | Avg |
|---------|----|----|-----|------|-----|-----|------|-----|-----|------|-----|-----|------|-----|-----|-----|-----|----|----|----|----|-----|-----|-----|------|
| 2014-15 | 29 | 1 | 600 | 20.7 | 145 | 281 | .516 | 1 | 3 | .333 | 107 | 165 | .648 | 68 | 135 | 203 | 7.0 | 58 | 1 | 29 | 51 | 49 | 31 | 398 | 13.7 |

#22

Career Highlights

- 2015 SEC Freshman of the Year
- 2015 All-SEC 1st Team
- 2015 Wooden Award Late-Season Top 20 and Naismith Midseason 30
- 2014 Subway All-Classic Team
- 2014 Junkanoo Jam, Lucaya Division MVP
- USBWA National Freshman of the Week (Dec. 1-7)
- 5-Time SEC Freshman of the Week (11/24-30; 12/1-7; 12/29-1/4; 1/26-2/1; 2/9-15)
- 2014 National High School Player of the Year (WBCA, Naismith, Parade)
- No. 1 recruit in 2014 class (ESPN)
- 2014 McDonald's All-America
- 2014 FIBA Americas U18 Championship MVP
- 2014 FIBA Americas U18 Championship (gold)
- 2013 FIBA U19 World Championship (gold)

| | Season | Career | Miscellaneous |
|---------------|--------|--------|---------------|
| Double-Double | 5 | 5 | |
| 20+ Points | 4 | 4 | |
| 10+ Points | 24 | 24 | |
| 10+ Rebs | 5 | 5 | |
| 5+ Steals | 0 | 0 | |
| Tm-High Pts. | 13 | 13 | |
| Tm-High Rebs. | 8 | 8 | |

| | Career Highs |
|-------|---------------------------------------|
| Pts | 26 vs. LSU, 2/12/15 |
| Rebs | 19 at Kentucky, 3/1/15 |
| Blks | 6 at Kentucky, 3/1/15 |
| Stls | 3, 4x, last vs. C. Michigan, 12/20/14 |
| Assts | 3, 3x, last vs. Alabama, 1/29/15 |
| Min | 33 at Kentucky, 3/1/15 |
| FG | 8, 2x, last vs. Sav. St., 12/14/14 |
| FT | 11 vs. LSU, 2/12/15 |

| | SEC Career Highs |
|-------|----------------------------------|
| Pts | 26 vs. LSU, 2/12/15 |
| Rebs | 19 at Kentucky, 3/1/15 |
| Blks | 6 at Kentucky, 3/1/15 |
| Stls | 2 at Ole Miss, 2/1/15 |
| Assts | 3, 2x, last vs. Alabama, 1/29/15 |
| Min | 33 at Kentucky, 3/1/15 |
| FG | 7, 5x, last at Kentucky, 3/1/15 |
| FT | 11 vs. LSU, 2/12/15 |

10 boards against Liberty (Dec. 21) with 11 of those points coming in the second half

- Scored six points during Gamecocks' 12-2 first-half run against Central Michigan (Dec. 20) that turned a five-point lead into a 15-point advantage
- Poured in career-high 23 points against Savannah State on best shooting night of the season (8-of-10)
- Captured SEC and USBWA National Freshman of the Week honors after leading team to three wins (Dec. 1-7)
- Capped the team's comeback from four points down in the final 42 seconds at #9/8 Duke with a game-winning putback with two seconds left ... three of her four made field goals gave team the lead at different points of the second half
- Earned SEC Freshman of the Week (Nov. 24-30) and Junkanoo Jam Lucaya Division MVP honors after averaging 13.0 points and a team-high 8.0 rebounds over the two games at the event
- Recorded first career double-double against No. 22/22 Syracuse (Nov. 28), including critical play in final two minutes after Gamecocks had taken a narrow lead, recording a blocked shot, a putback and a steal



Official Basketball Box Score - Game Totals - Final Statistics
Southern Cal vs #2 South Carolina
 11/15/14 7 p.m. at Columbia, S.C./Colonial Life Arena



Southern Cal 61 • 0-1

| # | Player | Total | | 3-Ptr | | Rebounds | | PF | TP | A | TO | Blk | Stl | Min | |
|---------------|-------------------|-------|-------|-------|-------|----------|-----|----|----|----|----|-----|-----|-----|-----|
| | | FG | FGA | FG | FGA | Off | Def | | | | | | | | Tot |
| 13 | Horn, Kaneisha | f | 4-9 | 1-1 | 2-2 | 1 | 1 | 2 | 4 | 11 | 0 | 1 | 0 | 4 | 20 |
| 21 | Violetama, Alexyz | f | 3-6 | 1-1 | 2-2 | 0 | 1 | 1 | 4 | 9 | 0 | 0 | 1 | 2 | 18 |
| 01 | Adams, Jordan | g | 3-10 | 0-2 | 0-0 | 0 | 4 | 4 | 1 | 6 | 1 | 2 | 0 | 1 | 34 |
| 10 | Jaco, Courtney | g | 1-6 | 1-3 | 0-0 | 0 | 0 | 0 | 0 | 3 | 2 | 2 | 0 | 1 | 27 |
| 23 | Barrett, Brianna | g | 1-7 | 0-0 | 5-8 | 2 | 3 | 5 | 3 | 7 | 2 | 2 | 0 | 1 | 22 |
| 05 | Calvert, McKenzie | g | 2-9 | 0-2 | 7-7 | 1 | 1 | 2 | 1 | 11 | 0 | 1 | 0 | 0 | 23 |
| 24 | Edelman, Drew | g | 5-5 | 0-0 | 0-0 | 3 | 2 | 5 | 3 | 10 | 0 | 3 | 0 | 0 | 16 |
| 32 | Alofaituli, Kiki | g | 0-2 | 0-0 | 0-0 | 0 | 1 | 1 | 3 | 0 | 1 | 0 | 0 | 0 | 15 |
| 35 | Simon, Kristen | g | 2-4 | 0-0 | 0-0 | 1 | 5 | 6 | 4 | 4 | 3 | 4 | 1 | 1 | 24 |
| 43 | Okonkwo, Amy | g | 0-5 | 0-1 | 0-0 | 4 | 0 | 4 | 0 | 0 | 0 | 0 | 0 | 0 | 1 |
| Team | | | | | | 3 | 1 | 4 | | | | | | | |
| Totals | | | 21-63 | 3-10 | 16-20 | 15 | 19 | 34 | 23 | 61 | 9 | 15 | 2 | 10 | 200 |

FG % 1st Half: 9-37 24.3% 2nd half: 12-26 46.2% Game: 21-63 33.3% Deadball
 3FG % 1st Half: 2-8 25.0% 2nd half: 4-10 40.0% Game: 3-10 30.0% Rebounds
 FT % 1st Half: 4-4 100.0 2nd half: 12-16 75.0% Game: 16-20 80.0%

#2 South Carolina 70 • 1-0

| # | Player | Total | | 3-Ptr | | Rebounds | | PF | TP | A | TO | Blk | Stl | Min | |
|---------------|--------------------|-------|-------|-------|-------|----------|-----|----|----|----|----|-----|-----|-----|-----|
| | | FG | FGA | FG | FGA | Off | Def | | | | | | | | Tot |
| 22 | WILSON, A'ja | f | 2-7 | 0-0 | 0-2 | 1 | 4 | 5 | 0 | 4 | 1 | 3 | 1 | 1 | 16 |
| 24 | WELCH, Aleighsa | f | 4-5 | 0-0 | 2-4 | 3 | 4 | 7 | 5 | 10 | 0 | 3 | 4 | 1 | 27 |
| 33 | IBIAM, Elem | c | 2-3 | 0-0 | 1-2 | 2 | 4 | 6 | 1 | 5 | 0 | 0 | 1 | 1 | 22 |
| 41 | COATES, Alaina | c | 6-8 | 0-0 | 6-6 | 4 | 9 | 13 | 1 | 18 | 0 | 1 | 2 | 0 | 30 |
| 25 | MITCHELL, Tiffany | g | 4-10 | 0-3 | 10-12 | 1 | 1 | 2 | 3 | 18 | 4 | 6 | 0 | 1 | 38 |
| 01 | CUEVAS, Bianca | g | 0-3 | 0-2 | 0-1 | 0 | 1 | 1 | 2 | 0 | 0 | 1 | 0 | 1 | 5 |
| 02 | GAINES, Olivia | g | 0-0 | 0-0 | 0-0 | 0 | 0 | 0 | 0 | 0 | 0 | 0 | 0 | 0 | 1 |
| 05 | SESSIONS, Khadijah | g | 2-5 | 2-3 | 0-0 | 1 | 1 | 2 | 2 | 6 | 2 | 1 | 1 | 1 | 19 |
| 23 | ROY, Tina | g | 3-6 | 3-5 | 0-0 | 0 | 2 | 2 | 3 | 9 | 6 | 2 | 1 | 3 | 25 |
| 31 | DOZIER, Asia | g | 0-3 | 0-2 | 0-0 | 0 | 0 | 0 | 0 | 0 | 1 | 2 | 0 | 0 | 14 |
| 40 | WHITE, Jatarie | g | 0-0 | 0-0 | 0-0 | 0 | 2 | 2 | 1 | 0 | 1 | 0 | 0 | 0 | 3 |
| Team | | | | | | 0 | 3 | 3 | | | | | | | |
| Totals | | | 23-50 | 5-15 | 19-27 | 12 | 31 | 43 | 18 | 70 | 15 | 19 | 10 | 9 | 200 |

FG % 1st Half: 9-25 36.0% 2nd half: 14-25 56.0% Game: 23-50 46.0% Deadball
 3FG % 1st Half: 1-5 20.0% 2nd half: 4-10 40.0% Game: 5-15 33.3% Rebounds
 FT % 1st Half: 8-13 61.5% 2nd half: 11-14 78.6% Game: 19-27 70.4%

Officials: Lisa Mattingly, Jesse Dickerson, Bruce Morris
 Technical fouls: Southern Cal-None. #2 South Carolina-None.
 Attendance: 10057

| Score by periods | 1st | 2nd | Total |
|-------------------|-----|-----|-------|
| Southern Cal | 24 | 37 | 61 |
| #2 South Carolina | 27 | 43 | 70 |

| | Points | In Paint | Off T/O | 2nd Chance | Fast Break | Bench |
|-----|--------|----------|---------|------------|------------|-------|
| USC | 36 | 22 | 10 | 8 | 25 | |
| SC | 32 | 16 | 14 | 4 | 15 | |

Last FG - USC 2nd-02:14, SC 2nd-02:35.
 Largest lead - USC by 5 1st-17:02, SC by 13 2nd-02:35.

Score tied - 6 times.
 Lead changed - 7 times.



Official Basketball Box Score - Game Totals - Final Statistics
San Diego State vs #2/3 South Carolina
 11/23/14 2 p.m. at Columbia, S.C./Colonial Life Arena



San Diego State 38 • 1-3

| # | Player | Total | | 3-Ptr | | Rebounds | | PF | TP | A | TO | Blk | Stl | Min | |
|---------------|---------------------|-------|-------|-------|-----|----------|-----|----|----|----|----|-----|-----|-----|-----|
| | | FG | FGA | FG | FGA | Off | Def | | | | | | | | Tot |
| 02 | HUNTER, Christina | f | 0-6 | 0-0 | 0-0 | 1 | 3 | 4 | 1 | 0 | 0 | 3 | 1 | 1 | 25 |
| 05 | CULBERSON, Chairese | f | 1-5 | 1-3 | 0-0 | 2 | 4 | 6 | 2 | 3 | 1 | 2 | 0 | 0 | 23 |
| 25 | AMARIKWA, Erimma | f | 4-9 | 0-0 | 1-4 | 2 | 4 | 6 | 1 | 9 | 1 | 5 | 0 | 3 | 29 |
| 11 | HARVEY, Ahjalee | g | 1-5 | 1-3 | 0-0 | 0 | 0 | 4 | 3 | 1 | 3 | 0 | 1 | 22 | |
| 21 | JOHNSON, Chloe | g | 1-2 | 0-0 | 0-0 | 0 | 1 | 1 | 4 | 2 | 0 | 3 | 0 | 1 | 13 |
| 00 | SMITH, Deidra | g | 2-4 | 0-0 | 0-0 | 2 | 3 | 5 | 2 | 4 | 0 | 3 | 1 | 14 | |
| 11 | FORT, McKynzie | g | 1-7 | 1-1 | 1-2 | 1 | 1 | 2 | 2 | 4 | 4 | 7 | 0 | 1 | 27 |
| 22 | THORNDERSON, Lexy | g | 1-6 | 0-4 | 0-0 | 1 | 1 | 2 | 0 | 2 | 0 | 0 | 0 | 0 | 11 |
| 30 | GREENHOUSE, Cheyen | g | 1-3 | 1-1 | 2-2 | 0 | 2 | 2 | 0 | 5 | 1 | 1 | 0 | 0 | 24 |
| 44 | BRANDON, Aleiah | g | 2-2 | 2-2 | 0-0 | 0 | 0 | 0 | 3 | 6 | 0 | 2 | 0 | 0 | 12 |
| Team | | | | | | 2 | 3 | 5 | | | | | | | |
| Totals | | | 14-49 | 6-14 | 4-8 | 11 | 22 | 33 | 19 | 38 | 8 | 29 | 2 | 7 | 200 |

FG % 1st Half: 5-19 26.3% 2nd half: 9-30 30.0% Game: 14-49 28.6% Deadball
 3FG % 1st Half: 2-4 50.0% 2nd half: 4-10 40.0% Game: 6-14 42.9% Rebounds
 FT % 1st Half: 4-8 50.0% 2nd half: 0-0 0.0% Game: 4-8 50.0%

#2/3 South Carolina 89 • 3-0

| # | Player | Total | | 3-Ptr | | Rebounds | | PF | TP | A | TO | Blk | Stl | Min | |
|---------------|--------------------|-------|-------|-------|-------|----------|-----|----|----|----|----|-----|-----|-----|-----|
| | | FG | FGA | FG | FGA | Off | Def | | | | | | | | Tot |
| 24 | WELCH, Aleighsa | f | 3-6 | 0-0 | 0-0 | 3 | 0 | 3 | 0 | 6 | 3 | 0 | 0 | 0 | 17 |
| 33 | IBIAM, Elem | c | 1-3 | 0-0 | 2-2 | 1 | 1 | 2 | 2 | 4 | 0 | 0 | 0 | 1 | 14 |
| 02 | GAINES, Olivia | g | 0-2 | 0-0 | 0-0 | 1 | 1 | 2 | 2 | 0 | 1 | 2 | 0 | 2 | 16 |
| 05 | SESSIONS, Khadijah | g | 2-5 | 0-2 | 2-3 | 0 | 0 | 0 | 0 | 6 | 3 | 0 | 0 | 4 | 14 |
| 25 | MITCHELL, Tiffany | g | 6-8 | 6-6 | 2-2 | 0 | 2 | 2 | 0 | 20 | 3 | 2 | 0 | 1 | 18 |
| 00 | FARMER, India | g | 0-0 | 0-0 | 1-2 | 0 | 0 | 0 | 0 | 1 | 0 | 0 | 0 | 0 | 3 |
| 01 | CUEVAS, Bianca | g | 4-6 | 1-3 | 2-2 | 0 | 3 | 3 | 1 | 11 | 5 | 1 | 0 | 4 | 17 |
| 15 | DAVIS, Tiffany | g | 0-3 | 0-2 | 0-1 | 2 | 0 | 2 | 0 | 0 | 0 | 1 | 2 | 0 | 8 |
| 22 | WILSON, A'ja | g | 5-9 | 0-0 | 5-6 | 3 | 6 | 9 | 0 | 15 | 3 | 0 | 1 | 3 | 18 |
| 23 | ROY, Tina | g | 2-7 | 1-4 | 0-0 | 0 | 3 | 3 | 0 | 5 | 2 | 1 | 0 | 1 | 19 |
| 31 | DOZIER, Asia | g | 2-3 | 1-2 | 0-1 | 0 | 0 | 0 | 0 | 5 | 4 | 1 | 0 | 1 | 16 |
| 40 | WHITE, Jatarie | g | 3-5 | 0-0 | 0-0 | 1 | 5 | 6 | 1 | 6 | 0 | 1 | 0 | 1 | 22 |
| 41 | COATES, Alaina | g | 5-8 | 0-0 | 0-1 | 2 | 3 | 5 | 1 | 10 | 0 | 1 | 0 | 0 | 18 |
| Team | | | | | | 1 | 2 | 3 | | | | | | | |
| Totals | | | 33-65 | 9-19 | 14-20 | 14 | 26 | 40 | 7 | 89 | 25 | 10 | 1 | 18 | 200 |

FG % 1st Half: 18-35 51.4% 2nd half: 15-30 50.0% Game: 33-65 50.8% Deadball
 3FG % 1st Half: 4-10 40.0% 2nd half: 5-9 55.6% Game: 9-19 47.4% Rebounds
 FT % 1st Half: 11-13 84.6% 2nd half: 3-7 42.9% Game: 14-20 70.0%

Officials: Dee Kantner, Angel Stanton, Meadow Overstreet
 Technical fouls: San Diego State-None. #2/3 South Carolina-None.
 Attendance: 10301

| Score by periods | 1st | 2nd | Total |
|---------------------|-----|-----|-------|
| San Diego State | 16 | 22 | 38 |
| #2/3 South Carolina | 51 | 38 | 89 |

| | Points | In Paint | Off T/O | 2nd Chance | Fast Break | Bench |
|------|--------|----------|---------|------------|------------|-------|
| SDSU | 8 | 2 | 9 | 2 | 21 | |
| SC | 40 | 31 | 15 | 24 | 53 | |

Last FG - SDSU 2nd-01:23, SC 2nd-04:19.
 Largest lead - SDSU by 1 1st-15:56, SC by 55 2nd-07:40.

Score tied - 1 time.
 Lead changed - 2 times.



Official Basketball Box Score - Game Totals - Final Statistics
Clemson vs #2/3 South Carolina
 11/20/14 7 p.m. at Columbia, S.C./Colonial Life Arena



Clemson 41 • 2-1

| # | Player | Total | | 3-Ptr | | Rebounds | | PF | TP | A | TO | Blk | Stl | Min | |
|---------------|-------------------|-------|-------|-------|-----|----------|-----|----|----|---|----|-----|-----|-----|-----|
| | | FG | FGA | FG | FGA | Off | Def | | | | | | | | Tot |
| 24 | Ivy Atkism | f | 4-6 | 0-0 | 0-0 | 2 | 0 | 2 | 0 | 8 | 0 | 1 | 1 | 0 | 24 |
| 00 | Shelbie Davenport | g | 1-5 | 1-3 | 0-0 | 1 | 3 | 4 | 3 | 3 | 0 | 3 | 2 | 0 | 22 |
| 01 | Tiffany Lewis | g | 3-11 | 1-3 | 0-0 | 0 | 2 | 2 | 3 | 7 | 1 | 4 | 0 | 1 | 27 |
| 02 | Chelsea Lindsay | g | 0-4 | 0-3 | 0-0 | 1 | 0 | 1 | 2 | 0 | 0 | 3 | 0 | 1 | 26 |
| 25 | Cha'Nel Perry | g | 4-6 | 0-1 | 1-2 | 1 | 3 | 4 | 1 | 9 | 3 | 0 | 2 | 0 | 25 |
| 12 | Victoria Gardick | g | 1-1 | 1-1 | 0-0 | 0 | 0 | 0 | 0 | 3 | 1 | 0 | 0 | 0 | 5 |
| 13 | Makayla Johnson | g | 1-2 | 0-0 | 0-0 | 2 | 5 | 7 | 4 | 2 | 1 | 2 | 1 | 0 | 16 |
| 17 | Daneasha Provo | g | 0-9 | 0-5 | 1-2 | 2 | 0 | 2 | 0 | 1 | 1 | 0 | 0 | 0 | 21 |
| 14 | Paige Mosley | g | 2-4 | 0-0 | 0-0 | 0 | 1 | 1 | 4 | 4 | 0 | 0 | 1 | 1 | 12 |
| 21 | Nikki Dixon | g | 1-3 | 1-1 | 0-0 | 1 | 1 | 2 | 2 | 3 | 0 | 3 | 1 | 1 | 12 |
| 33 | Alexis Carter | g | 0-1 | 0-0 | 1-2 | 0 | 0 | 0 | 0 | 1 | 1 | 2 | 0 | 0 | 5 |
| 34 | Justice Wright | g | 0-1 | 0-0 | 0-0 | 0 | 0 | 0 | 0 | 0 | 0 | 0 | 0 | 0 | 5 |
| Team | | | | | | 1 | 2 | 3 | | | | | | | |
| Totals | | | 17-53 | 4-17 | 3-6 | 11 | 17 | | | | | | | | |



Official Basketball Box Score - Game Totals - Final Statistics
 #22/22 Syracuse vs #1/2 South Carolina
 11/28/14 8:00 PM at Freeport Grand Bahamas



#22/22 Syracuse 63 • 4-1

| # | Player | Total | | 3-Ptr | | Rebounds | | | PF | TP | A | TO | Blk | Stl | Min |
|--------|-------------------|--------|--------|--------|--------|----------|-----|-----|----|----|----|----|-----|-----|-----|
| | | FG-FGA | FG-FGA | FG-FGA | FT-FTA | Off | Def | Tot | | | | | | | |
| 01 | Alexis Peterson | * | 4-10 | 1-4 | 0-0 | 3 | 3 | 6 | 3 | 9 | 9 | 3 | 0 | 1 | 40 |
| 10 | Isabella Slim | * | 1-2 | 1-2 | 0-0 | 1 | 0 | 1 | 1 | 3 | 0 | 1 | 0 | 0 | 11 |
| 11 | Cornelia Fondren | * | 5-7 | 1-2 | 1-1 | 3 | 3 | 6 | 4 | 12 | 1 | 0 | 0 | 0 | 25 |
| 13 | Brianna Butler | * | 6-21 | 4-10 | 2-2 | 0 | 4 | 4 | 3 | 18 | 0 | 4 | 0 | 0 | 31 |
| 50 | Briana Day | * | 3-7 | 0-0 | 7-11 | 7 | 10 | 17 | 3 | 13 | 1 | 2 | 1 | 1 | 37 |
| 00 | Diamond Henderson | | 3-8 | 0-3 | 0-0 | 0 | 0 | 0 | 3 | 6 | 0 | 2 | 0 | 1 | 30 |
| 22 | Taylor Ford | | 0-3 | 0-2 | 2-4 | 1 | 7 | 8 | 2 | 2 | 4 | 1 | 0 | 0 | 23 |
| 44 | Amber Witherspoon | | 0-0 | 0-0 | 0-0 | 0 | 1 | 1 | 2 | 0 | 0 | 1 | 0 | 0 | 3 |
| Team | | | | | | 4 | 3 | 7 | | | 2 | | | | |
| Totals | | | 22-58 | 7-23 | 12-18 | 19 | 31 | 50 | 21 | 63 | 15 | 16 | 1 | 3 | 200 |

FG % 1st Half: 14-30 46.7% 2nd half: 8-28 28.6% Game: 22-58 37.9% Deadball
 3FG % 1st Half: 4-12 33.3% 2nd half: 3-11 27.3% Game: 7-23 30.4% Rebounds
 FT % 1st Half: 3-5 60.0% 2nd half: 9-13 69.2% Game: 12-18 66.7%

#1/2 South Carolina 67 • 5-0

| # | Player | Total | | 3-Ptr | | Rebounds | | | PF | TP | A | TO | Blk | Stl | Min |
|--------|--------------------|--------|--------|--------|--------|----------|-----|-----|----|----|----|----|-----|-----|-----|
| | | FG-FGA | FG-FGA | FG-FGA | FT-FTA | Off | Def | Tot | | | | | | | |
| 24 | WELCH, Aleighsa | f | 5-9 | 0-0 | 1-2 | 2 | 3 | 5 | 2 | 11 | 3 | 1 | 1 | 0 | 36 |
| 33 | IBIAM, Elem | f | 0-4 | 0-0 | 0-0 | 2 | 1 | 3 | 4 | 0 | 2 | 2 | 1 | 0 | 15 |
| 41 | COATES, Alaina | f | 0-0 | 0-0 | 0-0 | 0 | 1 | 1 | 2 | 0 | 0 | 0 | 0 | 0 | 13 |
| 05 | SESSIONS, Khadijah | g | 2-8 | 1-5 | 0-1 | 0 | 1 | 1 | 1 | 5 | 3 | 0 | 1 | 1 | 22 |
| 25 | MITCHELL, Tiffany | g | 6-13 | 3-8 | 6-8 | 4 | 4 | 8 | 2 | 21 | 3 | 1 | 0 | 1 | 40- |
| 01 | CUEVAS, Bianca | | 0-4 | 0-3 | 0-0 | 0 | 0 | 0 | 3 | 0 | 0 | 0 | 0 | 0 | 9 |
| 02 | GAINES, Olivia | | 0-0 | 0-0 | 0-0 | 0 | 0 | 0 | 0 | 0 | 0 | 0 | 0 | 0 | 2 |
| 22 | WILSON, A'ja | | 5-13 | 0-0 | 5-9 | 4 | 6 | 10 | 3 | 15 | 0 | 1 | 1 | 2 | 26 |
| 23 | ROY, Tina | | 4-10 | 4-9 | 0-0 | 2 | 0 | 2 | 1 | 12 | 5 | 0 | 0 | 0 | 22 |
| 31 | DOZIER, Asia | | 1-1 | 1-1 | 0-0 | 0 | 0 | 0 | 0 | 3 | 1 | 0 | 0 | 0 | 7 |
| 40 | WHITE, Jatarie | | 0-2 | 0-0 | 0-0 | 0 | 0 | 0 | 1 | 0 | 0 | 0 | 0 | 0 | 8 |
| Team | | | | | | 2 | 3 | 5 | | | | | | | |
| Totals | | | 23-64 | 9-26 | 12-20 | 16 | 19 | 35 | 19 | 67 | 17 | 5 | 4 | 4 | 200 |

FG % 1st Half: 11-32 34.4% 2nd half: 12-32 37.5% Game: 23-64 35.9% Deadball
 3FG % 1st Half: 4-13 30.8% 2nd half: 5-13 38.5% Game: 9-26 34.6% Rebounds
 FT % 1st Half: 5-8 62.5% 2nd half: 7-12 58.3% Game: 12-20 60.0%

Officials: Kathy Lynch, Andy Bills, D'Lynn Schertz
 Technical fouls: #22/22 Syracuse-None. #1/2 South Carolina-None.
 Attendance: 342

| Score by periods | 1st | 2nd | Total |
|---------------------|-----|-----|-------|
| #22/22 Syracuse | 35 | 28 | 63 |
| #1/2 South Carolina | 31 | 36 | 67 |

| Points | In Paint | Off T/O | 2nd Chance | Fast Break | Bench |
|--------|----------|---------|------------|------------|-------|
| SU | 16 | 6 | 17 | 0 | 8 |
| SC | 20 | 11 | 13 | 0 | 30 |

Last FG - SU 2nd-06:43, SC 2nd-00:51.
 Largest lead - SU by 12 1st-08:41, SC by 7 1st-16:52.

Score tied - 4 times.
 Lead changed - 8 times.



Official Basketball Box Score - Game Totals - Final Statistics
 NC Central vs #1/2 South Carolina
 12/01/14 7 p.m. at Columbia, S.C./Colonial Life Arena



NC Central 26 • 2-4

| # | Player | Total | | 3-Ptr | | Rebounds | | | PF | TP | A | TO | Blk | Stl | Min |
|--------|-------------------|--------|--------|--------|--------|----------|-----|-----|----|----|---|----|-----|-----|-----|
| | | FG-FGA | FG-FGA | FG-FGA | FT-FTA | Off | Def | Tot | | | | | | | |
| 25 | DIXON, Tisha | f | 1-6 | 0-0 | 1-4 | 0 | 0 | 0 | 3 | 3 | 1 | 1 | 1 | 1 | 20 |
| 15 | DAVIS, Racquel | c | 2-3 | 0-0 | 2-4 | 2 | 2 | 4 | 5 | 6 | 0 | 3 | 0 | 1 | 18 |
| 13 | WILLIAMS, Rachel | g | 0-1 | 0-0 | 0-0 | 0 | 0 | 0 | 2 | 0 | 0 | 2 | 0 | 0 | 19 |
| 23 | JONES, Morgan | g | 3-8 | 1-3 | 0-0 | 0 | 3 | 3 | 3 | 7 | 0 | 6 | 0 | 0 | 28 |
| 24 | CONERLY, Khryra | g | 1-5 | 0-0 | 0-0 | 0 | 1 | 1 | 4 | 2 | 0 | 5 | 0 | 2 | 13 |
| 03 | HYNES, Alexus | | 0-2 | 0-1 | 0-0 | 0 | 1 | 1 | 0 | 0 | 0 | 4 | 0 | 0 | 21 |
| 04 | ASKEW, Kristin | | 1-4 | 1-2 | 0-0 | 1 | 0 | 1 | 0 | 3 | 0 | 1 | 0 | 0 | 13 |
| 10 | WHALEY-BRIGGS, M. | | 0-0 | 0-0 | 0-0 | 0 | 3 | 3 | 0 | 0 | 0 | 2 | 0 | 0 | 8 |
| 21 | WORKS, Nikki | | 2-12 | 0-4 | 1-2 | 1 | 2 | 3 | 3 | 5 | 0 | 2 | 0 | 0 | 33 |
| 32 | ATKINSON, Imani | | 0-3 | 0-0 | 0-0 | 0 | 0 | 0 | 0 | 0 | 0 | 1 | 0 | 1 | 8 |
| 33 | CLEMENT, Tia | | 0-0 | 0-0 | 0-0 | 0 | 0 | 0 | 0 | 0 | 1 | 0 | 0 | 0 | 4 |
| 35 | MORTON, Kierona | | 0-1 | 0-0 | 0-0 | 0 | 4 | 4 | 1 | 0 | 0 | 0 | 0 | 2 | 15 |
| Team | | | | | | 2 | 1 | 3 | | | 1 | | | | |
| Totals | | | 10-45 | 2-10 | 4-10 | 6 | 17 | 23 | 22 | 26 | 2 | 28 | 1 | 7 | 200 |

FG % 1st Half: 6-22 27.3% 2nd half: 4-23 17.4% Game: 10-45 22.2% Deadball
 3FG % 1st Half: 2-5 40.0% 2nd half: 0-5 0.0% Game: 2-10 20.0% Rebounds
 FT % 1st Half: 2-6 33.3% 2nd half: 2-4 50.0% Game: 4-10 40.0%

#1/2 South Carolina 90 • 7-0

| # | Player | Total | | 3-Ptr | | Rebounds | | | PF | TP | A | TO | Blk | Stl | Min |
|--------|--------------------|--------|--------|--------|--------|----------|-----|-----|----|----|----|----|-----|-----|-----|
| | | FG-FGA | FG-FGA | FG-FGA | FT-FTA | Off | Def | Tot | | | | | | | |
| 24 | WELCH, Aleighsa | f | 5-7 | 0-0 | 1-1 | 1 | 3 | 4 | 2 | 11 | 2 | 2 | 1 | 1 | 24 |
| 33 | IBIAM, Elem | f | 4-5 | 0-0 | 2-5 | 1 | 3 | 4 | 1 | 10 | 0 | 0 | 3 | 0 | 20 |
| 41 | COATES, Alaina | c | 4-7 | 0-0 | 1-2 | 0 | 5 | 5 | 2 | 9 | 1 | 1 | 2 | 0 | 21 |
| 05 | SESSIONS, Khadijah | g | 2-2 | 0-0 | 0-0 | 1 | 3 | 4 | 1 | 4 | 8 | 1 | 0 | 4 | 19 |
| 25 | MITCHELL, Tiffany | g | 6-8 | 1-3 | 1-2 | 0 | 3 | 3 | 0 | 14 | 4 | 1 | 0 | 7 | 24 |
| 00 | FARMER, India | | 0-0 | 0-0 | 0-0 | 1 | 1 | 2 | 0 | 0 | 0 | 0 | 0 | 0 | 2 |
| 01 | CUEVAS, Bianca | | 1-4 | 1-4 | 1-2 | 0 | 1 | 1 | 1 | 4 | 5 | 1 | 2 | 3 | 20 |
| 02 | GAINES, Olivia | | 2-3 | 0-0 | 0-0 | 0 | 1 | 1 | 0 | 4 | 0 | 1 | 0 | 0 | 7 |
| 03 | DUCKETT, Kaydra | | 1-1 | 0-0 | 0-0 | 0 | 1 | 1 | 0 | 2 | 0 | 1 | 0 | 1 | 4 |
| 15 | DAVIS, Tiffany | | 0-1 | 0-1 | 0-0 | 0 | 1 | 1 | 0 | 0 | 1 | 0 | 0 | 0 | 6 |
| 22 | WILSON, A'ja | | 4-12 | 0-0 | 8-9 | 5 | 3 | 8 | 2 | 16 | 1 | 1 | 0 | 2 | 17 |
| 23 | ROY, Tina | | 0-1 | 0-1 | 0-0 | 0 | 2 | 2 | 0 | 0 | 3 | 1 | 0 | 1 | 13 |
| 31 | DOZIER, Asia | | 5-6 | 3-4 | 1-1 | 0 | 0 | 0 | 0 | 14 | 1 | 1 | 0 | 2 | 16 |
| 40 | WHITE, Jatarie | | 1-1 | 0-0 | 0-0 | 0 | 1 | 1 | 2 | 2 | 0 | 2 | 0 | 0 | 7 |
| Team | | | | | | 1 | 2 | 3 | | | | | | | |
| Totals | | | 35-58 | 5-13 | 15-22 | 10 | 30 | 40 | 11 | 90 | 26 | 13 | 8 | 21 | 200 |

FG % 1st Half: 14-22 63.6% 2nd half: 21-36 58.3% Game: 35-58 60.3% Deadball
 3FG % 1st Half: 1-3 33.3% 2nd half: 4-10 40.0% Game: 5-13 38.5% Rebounds
 FT % 1st Half: 10-16 62.5% 2nd half: 5-6 83.3% Game: 15-22 68.2%

Officials: Sue Blauch, Jesse Dickerson, Eric Brewton
 Technical fouls: NC Central-None. #1/2 South Carolina-None.
 Attendance: 8823

| Score by periods | 1st | 2nd | Total |
|---------------------|-----|-----|-------|
| NC Central | 16 | 10 | 26 |
| #1/2 South Carolina | 39 | 51 | 90 |

| Points | In Paint | Off T/O | 2nd Chance | Fast Break | Bench |
|--------|----------|---------|------------|------------|-------|
| NCCU | 12 | 7 | 3 | 0 | 8 |
| SC | 58 | 31 | 3 | 34 | 42 |

Last FG - NCCU 2nd-04:15, SC 2nd-00:36.
 Largest lead - NCCU None, SC by 64 2nd-00:36.

Score tied - 0 times.
 Lead changed - 0 times.



Official Basketball Box Score - Game Totals - Final Statistics
 Charlotte vs #1/2 South Carolina
 12/04/14 8 p.m. at Columbia, S.C./Colonial Life Arena



Charlotte 61 • 1-6

| # | Player | Total | | 3-Ptr | | Rebounds | | | PF | TP | A | TO | Blk | Stl | Min |
|--------|------------------|--------|--------|--------|--------|----------|-----|-----|----|----|----|----|-----|-----|-----|
| | | FG-FGA | FG-FGA | FG-FGA | FT-FTA | Off | Def | Tot | | | | | | | |
| 50 | RANKIN, Olivia | f | 4-5 | 0-0 | 0-0 | 1 | 1 | 2 | 5 | 8 | 0 | 1 | 0 | 1 | 15 |
| 03 | HOLMES, Ayanna | g | 2-6 | 0-0 | 4-4 | 0 | 2 | 2 | 4 | 8 | 8 | 5 | 0 | 2 | 34 |
| 20 | GORDON, Kira | g | 3-9 | 0-1 | 1-3 | 1 | 3 | 4 | 3 | 7 | 1 | 1 | 1 | 2 | 33 |
| 21 | WEBSTER, Lefty | g | 7-13 | 0-0 | 3-4 | 1 | 0 | 1 | 4 | 17 | 2 | 5 | 0 | 2 | 32 |
| 22 | SIGMON, Hillary | g | 4-5 | 3-3 | 2-2 | 2 | 0 | 2 | 3 | 13 | 0 | 6 | 0 | 0 | 26 |
| 00 | RANSOM, Amaya | | 0-2 | 0-0 | 0-0 | 0 | 0 | 0 | 0 | 0 | 2 | 0 | 0 | 1 | 5 |
| 01 | GREGORY, Ciara | | 0-5 | 0-3 | 0-0 | 3 | 0 | 3 | 1 | 0 | 1 | 0 | 1 | 0 | 16 |
| 11 | DEMPSEY, Griffin | | 0-1 | 0-0 | 0-0 | 0 | 0 | 0 | 1 | 0 | 1 | 0 | 0 | 0 | 9 |
| 23 | OLLEY, Kenya | | 4-7 | 0-1 | 0-0 | 0 | 1 | 1 | 1 | 8 | 0 | 0 | 1 | 1 | 25 |
| 33 | BROWN, Tanisha | | 0-0 | 0-0 | 0-0 | 0 | 1 | 1 | 1 | 0 | 1 | 0 | 0 | 0 | 5 |
| Team | | | | | | 4 | 0 | 4 | | | | | | | |
| Totals | | | 24-53 | 3-8 | 10-13 | 12 | 8 | 20 | 23 | 61 | 16 | 18 | 3 | 9 | 200 |

FG % 1st Half: 10-27 37.0% 2nd half: 14-26 53.8% Game: 24-53 45.3% Deadball
 3FG % 1st Half: 1-5 20.0% 2nd half: 2-3 66.7% Game: 3-8 37.5% Rebounds
 FT % 1st Half: 7-9 77.8% 2nd half: 3-4 75.0% Game: 10-13 76.9%

#1/2 South Carolina 82 • 7-0

| # | Player | Total | | 3-Ptr | | Rebounds | | | PF | TP | A | TO | Blk | Stl | Min |
|----|--------------------|--------|--------|--------|--------|----------|-----|-----|----|----|---|----|-----|-----|-----|
| | | FG-FGA | FG-FGA | FG-FGA | FT-FTA | Off | Def | Tot | | | | | | | |
| 24 | WELCH, Aleighsa | f | 4-7 | 0-0 | 2-2 | 7 | 2 | 9 | 2 | 10 | 3 | 1 | 2 | 0 | 22 |
| 31 | DOZIER, Asia | f | 0-4 | 0-3 | 0-0 | 0 | 0 | 0 | 0 | 0 | 3 | 1 | 0 | 1 | 18 |
| 33 | IBIAM, Elem | c | 7-7 | 0-0 | 2-3 | 1 | 2 | 3 | 2 | 16 | 1 | 1 | 0 | 0 | 19 |
| 05 | SESSIONS, Khadijah | g | 1-4 | 0-2 | 4-6 | 1 | 1 | 2 | 3 | 6 | 4 | 2 | 0 | 2 | 32 |
| 25 | MITCHELL, Tiffany | g | 3-6 | 1-3 | 2-2 | 1 | 0 | 1 | 3 | 9 | 2 | 4 | 0 | 1 | 28 |
| 00 | FARMER, India | | 0-0 | 0-0 | 0-0 | 0 | 0 | 0 | 0 | 0 | 0 | 1 | 0 | 0 | 2 |
| 01 | CUEVAS, Bianca | | 0-2 | 0-0 | 0-0 | 0 | 1 | 1 | 1 | 0 | 1 | 1 | 0 | 0 | 6 |
| 02 | GAINES, Olivia | | | | | | | | | | | | | | |



Official Basketball Box Score - Game Totals - Final Statistics
Savannah State vs #1/1 South Carolina
12/14/14 12 p.m. at Columbia, S.C. / Colonial Life Arena



Savannah State 49 • 4-3

| # | Player | Total | | 3-Ptr | FT-FTA | Rebounds | | | PF | TP | A | TO | Blk | Stl | Min |
|----|--------------------|--------|--------|-------|--------|----------|-----|-----|----|----|---|----|-----|-----|-----|
| | | FG-FGA | FG-FGA | | | Off | Def | Tot | | | | | | | |
| 44 | DAVIS,Tiyonda | c | 2-3 | 0-0 | 0-0 | 2 | 2 | 4 | 5 | 4 | 1 | 3 | 0 | 1 | 17 |
| 01 | DORSEY,Bria | g | 3-7 | 0-0 | 0-1 | 1 | 1 | 2 | 2 | 6 | 2 | 5 | 0 | 0 | 26 |
| 02 | HENDRIX,Kenyata | g | 2-7 | 1-5 | 2-2 | 0 | 1 | 1 | 0 | 7 | 0 | 1 | 0 | 2 | 29 |
| 04 | NORMAN,Jasmine | g | 4-8 | 0-0 | 1-2 | 0 | 0 | 0 | 5 | 9 | 1 | 2 | 0 | 1 | 19 |
| 23 | KALU,Ezine | g | 8-16 | 0-3 | 2-4 | 0 | 2 | 2 | 4 | 18 | 2 | 1 | 0 | 1 | 37 |
| 05 | FIELDS,Lauryn | g | 0-2 | 0-1 | 0-0 | 0 | 0 | 0 | 0 | 0 | 0 | 1 | 0 | 0 | 8 |
| 10 | NIXON,Kilah | g | 0-0 | 0-0 | 0-0 | 0 | 0 | 0 | 0 | 0 | 0 | 0 | 0 | 0 | 5 |
| 12 | YOUNG,Jada | g | 1-4 | 0-0 | 0-0 | 0 | 2 | 2 | 3 | 2 | 0 | 2 | 1 | 1 | 10 |
| 13 | THOMAS,Jazmin | g | 0-0 | 0-0 | 0-0 | 0 | 0 | 0 | 1 | 0 | 1 | 1 | 0 | 0 | 3 |
| 14 | RICHARDSON,Tanease | g | 1-3 | 0-0 | 0-0 | 0 | 2 | 2 | 4 | 2 | 0 | 0 | 0 | 0 | 11 |
| 15 | BUIE,Shanikwa | g | 0-3 | 0-1 | 1-2 | 1 | 3 | 4 | 3 | 1 | 0 | 0 | 1 | 1 | 10 |
| 24 | BROWN,Deyja | g | 0-5 | 0-4 | 0-0 | 0 | 0 | 0 | 3 | 0 | 1 | 2 | 0 | 1 | 13 |
| 25 | BUSH,Destini | g | 0-1 | 0-0 | 0-0 | 1 | 2 | 3 | 1 | 0 | 0 | 1 | 1 | 0 | 12 |
| | Team | | | | | 1 | 0 | 1 | | | 1 | | | | |
| | Totals | | 21-59 | 1-14 | 6-11 | 6 | 15 | 21 | 31 | 49 | 8 | 20 | 2 | 8 | 200 |

FG % 1st Half: 10-28 35.7% 2nd half: 11-31 35.5% Game: 21-59 35.6% Deabball Rebounds 0
3FG % 1st Half: 1-7 14.3% 2nd half: 0-7 0.0% Game: 1-14 7.1%
FT % 1st Half: 1-2 50.0% 2nd half: 5-9 55.6% Game: 6-11 54.5%

#1/1 South Carolina 111 • 9-0

| # | Player | Total | | 3-Ptr | FT-FTA | Rebounds | | | PF | TP | A | TO | Blk | Stl | Min |
|----|--------------------|--------|--------|-------|--------|----------|-----|-----|----|-----|----|----|-----|-----|-----|
| | | FG-FGA | FG-FGA | | | Off | Def | Tot | | | | | | | |
| 24 | WELCH, Aleighsa | f | 5-7 | 0-0 | 1-4 | 4 | 4 | 8 | 1 | 11 | 0 | 3 | 0 | 1 | 20 |
| 31 | DOZIER, Asia | f | 0-2 | 0-1 | 0-0 | 0 | 0 | 0 | 0 | 0 | 2 | 0 | 0 | 0 | 15 |
| 33 | IBIAM, Elem | c | 7-9 | 0-0 | 7-8 | 2 | 2 | 4 | 0 | 21 | 0 | 0 | 1 | 0 | 18 |
| 05 | SESSIONS, Khadijah | g | 1-5 | 0-1 | 2-3 | 2 | 0 | 2 | 0 | 4 | 4 | 1 | 0 | 4 | 16 |
| 25 | MITCHELL, Tiffany | g | 6-7 | 1-1 | 2-2 | 0 | 2 | 2 | 2 | 15 | 2 | 0 | 0 | 1 | 21 |
| 00 | FARMER, India | g | 0-2 | 0-2 | 1-1 | 1 | 1 | 2 | 0 | 1 | 0 | 0 | 0 | 0 | 4 |
| 01 | CUEVAS, Bianca | g | 4-7 | 0-1 | 1-1 | 1 | 1 | 1 | 3 | 9 | 0 | 3 | 0 | 4 | 18 |
| 02 | GAINES, Olivia | g | 0-3 | 0-0 | 2-2 | 2 | 2 | 4 | 1 | 2 | 1 | 0 | 0 | 0 | 15 |
| 03 | DUCKETT, Kaydra | g | 0-3 | 0-0 | 2-2 | 2 | 2 | 4 | 1 | 2 | 1 | 0 | 1 | 0 | 7 |
| 15 | DAVIS, Tiffany | g | 0-0 | 0-0 | 3-4 | 0 | 1 | 1 | 1 | 3 | 1 | 0 | 0 | 0 | 10 |
| 22 | WILSON, A'ja | g | 8-10 | 0-0 | 7-10 | 2 | 4 | 6 | 2 | 23 | 1 | 1 | 2 | 1 | 21 |
| 23 | ROY, Tina | g | 0-2 | 0-2 | 0-0 | 0 | 7 | 7 | 1 | 0 | 10 | 2 | 0 | 0 | 18 |
| 41 | COATES, Alaina | g | 7-8 | 0-0 | 6-9 | 3 | 7 | 10 | 0 | 20 | 1 | 2 | 1 | 0 | 17 |
| | Team | | | | | 2 | 3 | 5 | | | | | | | |
| | Totals | | 38-65 | 1-8 | 34-47 | 20 | 36 | 56 | 12 | 111 | 23 | 12 | 6 | 11 | 200 |

FG % 1st Half: 22-31 71.0% 2nd half: 16-34 47.1% Game: 38-65 58.5% Deabball Rebounds 5,1
3FG % 1st Half: 1-3 33.3% 2nd half: 0-5 0.0% Game: 1-8 12.5%
FT % 1st Half: 15-23 65.2% 2nd half: 19-24 79.2% Game: 34-47 72.3%

Officials: Bob Trammell, Jennifer Rezac, Angelica Suffren
Technical fouls: Savannah State-None. #1/1 South Carolina-None.
Attendance: 9605

| Score by periods | 1st | 2nd | Total |
|---------------------|-----|-----|-------|
| Savannah State | 22 | 27 | 49 |
| #1/1 South Carolina | 60 | 51 | 111 |

Last FG - SSV 2nd-00:34, SC 2nd-03:04.
Largest lead - SSV by 2 1st-19:24, SC by 64 2nd-00:52.
Score tied - 2 times.
Lead changed - 3 times.



Official Basketball Box Score - Game Totals - Final Statistics
#1/1 South Carolina vs Hampton
12/17/14 7:00 pm at Hampton, Va. (HU Convocation Center)



#1/1 South Carolina 69 • 10-0

| # | Player | Total | | 3-Ptr | FT-FTA | Rebounds | | | PF | TP | A | TO | Blk | Stl | Min |
|----|--------------------|--------|--------|-------|--------|----------|-----|-----|----|----|----|----|-----|-----|-----|
| | | FG-FGA | FG-FGA | | | Off | Def | Tot | | | | | | | |
| 24 | WELCH, Aleighsa | f | 1-4 | 0-0 | 2-4 | 3 | 2 | 5 | 3 | 4 | 4 | 1 | 0 | 0 | 24 |
| 31 | DOZIER, Asia | f | 1-5 | 1-4 | 0-0 | 0 | 0 | 0 | 0 | 3 | 2 | 1 | 1 | 0 | 17 |
| 33 | IBIAM, Elem | c | 1-5 | 0-0 | 2-4 | 4 | 3 | 7 | 4 | 4 | 2 | 4 | 1 | 0 | 25 |
| 05 | SESSIONS, Khadijah | g | 1-3 | 0-1 | 0-0 | 1 | 2 | 3 | 2 | 2 | 5 | 0 | 0 | 0 | 24 |
| 25 | MITCHELL, Tiffany | g | 7-10 | 6-8 | 0-0 | 1 | 3 | 4 | 4 | 20 | 3 | 1 | 0 | 0 | 30 |
| 01 | CUEVAS, Bianca | g | 5-6 | 2-3 | 0-0 | 0 | 1 | 1 | 1 | 12 | 1 | 2 | 0 | 1 | 19 |
| 02 | GAINES, Olivia | g | 0-0 | 0-0 | 0-0 | 0 | 0 | 0 | 0 | 0 | 0 | 0 | 0 | 0 | 6 |
| 15 | DAVIS, Tiffany | g | 0-0 | 0-0 | 0-0 | 0 | 1 | 1 | 0 | 0 | 0 | 2 | 0 | 0 | 3 |
| 22 | WILSON, A'ja | g | 5-9 | 0-0 | 2-2 | 2 | 4 | 6 | 3 | 12 | 1 | 2 | 1 | 1 | 17 |
| 23 | ROY, Tina | g | 0-4 | 0-3 | 0-0 | 0 | 2 | 2 | 0 | 0 | 1 | 1 | 1 | 0 | 14 |
| 41 | COATES, Alaina | g | 4-9 | 0-0 | 4-6 | 3 | 10 | 13 | 2 | 12 | 0 | 4 | 3 | 0 | 21 |
| | Team | | | | | 4 | 2 | 6 | | | | | | | |
| | Totals | | 25-55 | 9-19 | 10-16 | 18 | 30 | 46 | 19 | 69 | 19 | 18 | 7 | 2 | 200 |

FG % 1st Half: 13-33 39.4% 2nd half: 12-22 54.5% Game: 25-55 45.5% Deabball Rebounds 3
3FG % 1st Half: 5-12 41.7% 2nd half: 4-7 57.1% Game: 9-19 47.4%
FT % 1st Half: 6-8 75.0% 2nd half: 4-8 50.0% Game: 10-16 62.5%

Hampton 49 • 3-6

| # | Player | Total | | 3-Ptr | FT-FTA | Rebounds | | | PF | TP | A | TO | Blk | Stl | Min |
|----|-----------------------|--------|--------|-------|--------|----------|-----|-----|----|----|---|----|-----|-----|-----|
| | | FG-FGA | FG-FGA | | | Off | Def | Tot | | | | | | | |
| 23 | HOBGOOD,Tyler | f | 1-3 | 0-0 | 0-2 | 2 | 3 | 5 | 4 | 2 | 0 | 3 | 0 | 0 | 15 |
| 00 | TATE-DeFREITAS, Malia | g | 7-20 | 1-4 | 4-4 | 0 | 2 | 2 | 1 | 19 | 1 | 3 | 0 | 1 | 40 |
| 01 | COLE, Kenya | g | 3-7 | 2-6 | 1-2 | 2 | 2 | 4 | 2 | 9 | 4 | 1 | 0 | 2 | 40 |
| 02 | WHITE, Kyani | g | 4-7 | 1-2 | 2-2 | 0 | 0 | 0 | 0 | 11 | 1 | 2 | 0 | 0 | 38 |
| 15 | JORDAN, Ryan | g | 3-13 | 1-4 | 0-1 | 0 | 4 | 4 | 4 | 7 | 2 | 1 | 2 | 1 | 38 |
| 05 | MARSHALL, Jackie | g | 0-1 | 0-1 | 0-0 | 0 | 0 | 0 | 0 | 0 | 0 | 0 | 0 | 0 | 2 |
| 24 | DAVIS, Arienne | g | 0-0 | 0-0 | 0-0 | 0 | 0 | 0 | 0 | 0 | 0 | 0 | 0 | 0 | 2 |
| 34 | WARD, Brielle | g | 0-1 | 0-0 | 1-2 | 0 | 3 | 3 | 5 | 1 | 0 | 0 | 0 | 0 | 25 |
| | Team | | | | | 2 | 1 | 3 | | | | | | | |
| | Totals | | 18-52 | 5-17 | 8-13 | 6 | 15 | 21 | 18 | 49 | 8 | 10 | 1 | 5 | 200 |

FG % 1st Half: 9-26 34.6% 2nd half: 9-26 34.6% Game: 18-52 34.6% Deabball Rebounds 3
3FG % 1st Half: 4-9 44.4% 2nd half: 1-8 12.5% Game: 5-17 29.4%
FT % 1st Half: 3-4 75.0% 2nd half: 5-9 55.6% Game: 8-13 61.5%

Officials: Norma Jones, Rachelle Jones, Erika Herriman
Technical fouls: #1/1 South Carolina-None. Hampton-None.
Attendance: 4000

| Score by periods | 1st | 2nd | Total |
|---------------------|-----|-----|-------|
| #1/1 South Carolina | 37 | 32 | 69 |
| Hampton | 25 | 24 | 49 |

| | In | Off | 2nd | Fast | Bench |
|---------------------|----|-----|-----|------|-------|
| #1/1 South Carolina | 26 | 10 | 17 | 11 | 36 |
| Hampton | 19 | 6 | 4 | 1 | |

Last FG - SC 2nd-00:23, HU 2nd-00:52.
Largest lead - SC by 27 2nd-03:58, HU by 1 1st-19:08.
Score tied - 2 times.
Lead changed - 4 times.



Official Basketball Box Score - Game Totals - Final Statistics
Central Michigan vs #1/1 South Carolina
12/20/14 12:00 PM at Williams Arena (Minneapolis, Minn.)



Central Michigan 45 • 4-4

| # | Player | Total | | 3-Ptr | FT-FTA | Rebounds | | | PF | TP | A | TO | Blk | Stl | Min |
|----|-------------------|--------|--------|-------|--------|----------|-----|-----|----|----|---|----|-----|-----|-----|
| | | FG-FGA | FG-FGA | | | Off | Def | Tot | | | | | | | |
| 23 | Bradford, Crystal | f | 9-18 | 1-3 | 1-2 | 0 | 4 | 4 | 2 | 20 | 1 | 4 | 0 | 0 | 34 |
| 32 | Bracey, Jas'Mine | f | 1-5 | 0-0 | 0-1 | 3 | 5 | 8 | 4 | 2 | 1 | 5 | 0 | 1 | 23 |
| 03 | Green, Jessica | g | 1-10 | 0-2 | 2-2 | 2 | 0 | 2 | 1 | 4 | 1 | 3 | 0 | 0 | 21 |
| 10 | Breen, Cassandra | g | 0-3 | 0-0 | 0-0 | 0 | 2 | 2 | 0 | 0 | 0 | 3 | 0 | 0 | 9 |
| 12 | Tamm, Kerby | g | 1-2 | 1-2 | 0-0 | 0 | 2 | 2 | 0 | 3 | 0 | 0 | 0 | 1 | 31 |
| 01 | Turner, Da'Jourie | g | 1-4 | 0-2 | 2-2 | 0 | 0 | 0 | 0 | 4 | 1 | 1 | 0 | 2 | 21 |
| 02 | Jones, Lorreal | g | 4-9 | 0-1 | 2-2 | 4 | 4 | 8 | 3 | 10 | 1 | 4 | 0 | 1 | 26 |
| 14 | Corley, Amani | g | 1-4 | 0-1 | 0-0 | 0 | 3 | 3 | 0 | 2 | 1 | 3 | 0 | 1 | 18 |
| 21 | Fabrics, Rikke | g | 0-0 | 0-0 | 0-0 | 0 | 1 | 1 | 1 | 0 | 0 | 0 | 0 | 0 | 3 |
| 22 | Moore, Tinara | g | 0-3 | 0-0 | 0-0 | 0 | 3 | 3 | 1 | 0 | 1 | 0 | 1 | 0 | 12 |
| 24 | Herrington, Karli | g | 0-1 | 0-1 | 0-0 | 0 | 1 | 1 | 0 | 0 | 0 | 0 | 0 | 0 | 2 |
| | Team | | | | | 2 | 0 | 2 | | | | | | | |
| | Totals | | 18-59 | 2-12 | 7-9 | 11 | 25 | 36 | 12 | 45 | 7 | 23 | 1 | 6 | 200 |

FG % 1st Half: 10-36 27.8% 2nd half: 8-23 34.8% Game: 18-59 30.5% Deabball Rebounds 0
3FG % 1st Half: 0-6 0.0% 2nd half: 2-6 33.3% Game: 2-12 16.7%
FT % 1st Half: 4-4 100.0% 2nd half: 3-5 60.0% Game: 7-9 77.8%

#1/1 South Carolina 80 • 11-0

| # | Player | Total | | 3-Ptr | FT-FTA | Rebounds | | | PF | TP | A | TO | Blk | Stl | Min |
|----|--------------------|--------|--------|-------|--------|----------|-----|-----|----|----|---|----|-----|-----|-----|
| | | FG-FGA | FG-FGA | | | Off | Def | Tot | | | | | | | |
| 24 | WELCH, Aleighsa | f | 6-10 | 0-1 | 0-2 | 2 | 1 | 3 | 1 | 12 | 2 | 2 | 0 | 0 | 26 |
| 31 | DOZIER, Asia | f | 2-6 | 0-2 | 0-0 | 0 | 1 | 1 | 0 | 4 | 3 | 1 | 0 | 1 | 22 |
| 33 | IBIAM, Elem | c | 5-12 | 0-0 | 0-1 | 6 | 6 | 12 | 1 | 10 | 1 | 0 | 2 | 0 | 18 |
| 05 | SESSIONS, Khadijah | g | 1-3 | 0-2 | 0-0 | 1 | 1 | 2 | 1 | 2 | 3 | 4 | 0 | 2 | 21 |
| 25 | MITCHELL, Tiffany | g | 7-10 | 3-6 | 1-2 | 1 | 3 | 4 | 1 | 18 | 2 | 3 | 0 | 5 | 24 |
| 00 | FARMER, India | g | 0-0 | 0-0 | 0-0 | 0 | 0 | 0 | 0 | 0 | 0 | 0 | 0 | 0 | 1 |
| 01 | CUEVAS, Bianca | g | 1-7 | 0-4 | 0-0 | 1 | 0 | 1 | 0 | 2 | 4 | 1 | 0 | 2 | 18 |
| 02 | GAINES, Olivia | g | 1-2 | 0-0 | 0-0 | 1 | 1 | 2 | 0 | 2 | 0 | 0 | 0 | 0 | 9 |
| 03 | DUCKETT, Kaydra | g | 0-0 | 0-0 | 0-0 | 0 | 1 | 1 | | | | | | | |



Official Basketball Box Score -- Game Totals -- Final Statistics
Auburn vs #1/1 South Carolina
 01/02/15 7 p.m. at Columbia, S.C. / Colonial Life Arena



Auburn 58 • 9-5, 0-1 SEC

| # | Player | Total | | 3-Ptr | FT-FTA | Rebounds | | | PF | TP | A | TO | Blk | Stl | Min |
|--------|--------------------|--------|--------|-------|--------|----------|-----|-----|----|----|---|----|-----|-----|-----|
| | | FG-FGA | FG-FGA | | | Off | Def | Tot | | | | | | | |
| 13 | Katie Frerking | f | 2-13 | 1-5 | 0-0 | 1 | 4 | 5 | 3 | 5 | 0 | 1 | 0 | 0 | 24 |
| 44 | Tra/Cee Tanner | f | 2-5 | 0-0 | 0-0 | 1 | 4 | 5 | 5 | 4 | 2 | 4 | 1 | 1 | 29 |
| 10 | Brandi Montgomery | g | 3-10 | 0-3 | 0-0 | 2 | 5 | 7 | 1 | 6 | 0 | 2 | 0 | 1 | 33 |
| 22 | Kiani Parker | g | 2-3 | 1-1 | 0-0 | 0 | 2 | 2 | 4 | 5 | 3 | 4 | 0 | 2 | 14 |
| 40 | Khady Dieng | g | 0-1 | 0-0 | 0-0 | 0 | 0 | 0 | 2 | 0 | 0 | 0 | 0 | 1 | 12 |
| 00 | Hasina Muhammad | | 8-18 | 0-0 | 10-10 | 1 | 1 | 2 | 4 | 26 | 0 | 1 | 3 | 3 | 29 |
| 23 | Jessica Jones | | 0-1 | 0-1 | 0-0 | 0 | 0 | 0 | 2 | 0 | 0 | 0 | 1 | 1 | 6 |
| 25 | Neydjia Petithomme | | 3-6 | 2-3 | 2-4 | 3 | 1 | 4 | 3 | 10 | 3 | 2 | 0 | 1 | 28 |
| 35 | Asia Robeson | | 1-5 | 0-1 | 0-0 | 2 | 1 | 3 | 1 | 2 | 0 | 1 | 1 | 1 | 17 |
| 50 | Cabriana Capers | | 0-0 | 0-0 | 0-0 | 1 | 2 | 3 | 0 | 0 | 0 | 0 | 0 | 0 | 8 |
| Team | | | | | | 2 | 1 | 3 | 1 | | 1 | | | | |
| Totals | | | 21-62 | 4-14 | 12-14 | 13 | 21 | 34 | 26 | 58 | 8 | 16 | 6 | 11 | 200 |

FG % 1st Half: 7-29 24.1% 2nd half: 14-33 42.4% Game: 21-62 33.9%
 3FG % 1st Half: 1-6 16.7% 2nd half: 3-8 37.5% Game: 4-14 28.6%
 FT % 1st Half: 2-2 100.0% 2nd half: 10-12 83.3% Game: 12-14 85.7%

#1/1 South Carolina 75 • 13-0, 1-0 SEC

| # | Player | Total | | 3-Ptr | FT-FTA | Rebounds | | | PF | TP | A | TO | Blk | Stl | Min |
|--------|--------------------|--------|--------|-------|--------|----------|-----|-----|----|----|----|----|-----|-----|-----|
| | | FG-FGA | FG-FGA | | | Off | Def | Tot | | | | | | | |
| 24 | WELCH, Aleighsa | f | 6-6 | 0-0 | 0-1 | 3 | 3 | 6 | 0 | 12 | 0 | 2 | 1 | 0 | 19 |
| 31 | DOZIER, Asia | f | 2-6 | 1-3 | 0-0 | 0 | 0 | 0 | 1 | 5 | 4 | 2 | 0 | 1 | 16 |
| 33 | IBIAM, Elem | c | 5-8 | 0-0 | 1-2 | 2 | 0 | 2 | 3 | 11 | 0 | 1 | 1 | 0 | 19 |
| 05 | SESSIONS, Khadijah | g | 1-2 | 0-1 | 1-1 | 0 | 3 | 3 | 2 | 3 | 4 | 4 | 0 | 2 | 23 |
| 25 | MITCHELL, Tiffany | g | 1-9 | 1-4 | 4-4 | 0 | 1 | 1 | 1 | 7 | 4 | 2 | 0 | 2 | 26 |
| 00 | FARMER, India | | 0-0 | 0-0 | 0-0 | 0 | 1 | 1 | 0 | 0 | 0 | 0 | 0 | 0 | 2 |
| 01 | CUEVAS, Bianca | | 4-8 | 0-2 | 2-3 | 0 | 0 | 0 | 2 | 10 | 1 | 2 | 1 | 1 | 20 |
| 02 | GAINES, Olivia | | 1-1 | 0-0 | 1-2 | 0 | 1 | 1 | 3 | 3 | 1 | 1 | 0 | 1 | 16 |
| 15 | DAVIS, Tiffany | | 0-0 | 0-0 | 0-0 | 0 | 0 | 0 | 0 | 0 | 0 | 0 | 0 | 1 | |
| 22 | WILSON, A'ja | | 6-17 | 0-0 | 0-1 | 2 | 8 | 10 | 3 | 12 | 1 | 1 | 2 | 0 | 27 |
| 23 | ROY, Tina | | 1-1 | 1-1 | 0-0 | 0 | 1 | 1 | 0 | 3 | 2 | 3 | 0 | 0 | 11 |
| 41 | COATES, Alaina | | 3-4 | 0-0 | 5-9 | 5 | 9 | 14 | 1 | 11 | 0 | 0 | 1 | 1 | 20 |
| Team | | | | | | 3 | 0 | 3 | | | | | | | |
| Totals | | | 30-62 | 3-11 | 14-23 | 15 | 27 | 42 | 16 | 77 | 17 | 18 | 6 | 8 | 200 |

FG % 1st Half: 15-33 45.5% 2nd half: 15-29 51.7% Game: 30-62 48.4%
 3FG % 1st Half: 1-6 16.7% 2nd half: 2-5 40.0% Game: 3-11 27.3%
 FT % 1st Half: 3-4 75.0% 2nd half: 11-19 57.9% Game: 14-23 60.9%

Officials: Beverly Roberts, Kelly Johnson, Bill Larence
 Technical fouls: Auburn-TEAM. #1/1 South Carolina-None.
 Attendance: 16465

| Score by periods | 1st | 2nd | Total |
|---------------------|-----|-----|-------|
| Auburn | 17 | 41 | 58 |
| #1/1 South Carolina | 34 | 43 | 77 |

| Points | In Paint | Off T/O | 2nd Chance | Fast Break | Bench |
|--------|----------|---------|------------|------------|-------|
| AU | 24 | 12 | 13 | 8 | 38 |
| SC | 52 | 28 | 16 | 22 | 39 |

Last FG - AU 2nd-00:06, SC 2nd-01:53.
 Largest lead - AU None, SC by 23 2nd-05:53.

Score tied - 0 times.
 Lead changed - 0 times.



Official Basketball Box Score -- Game Totals -- Final Statistics
#1/1 South Carolina vs LSU
 01/04/15 2:05 p.m. at Baton Rouge, La. (Maravich Center)



#1/1 South Carolina 75 • 14-0 (2-0 SEC)

| # | Player | Total | | 3-Ptr | FT-FTA | Rebounds | | | PF | TP | A | TO | Blk | Stl | Min |
|--------|--------------------|--------|--------|-------|--------|----------|-----|-----|----|----|----|----|-----|-----|-----|
| | | FG-FGA | FG-FGA | | | Off | Def | Tot | | | | | | | |
| 24 | WELCH, Aleighsa | f | 3-4 | 0-0 | 0-2 | 1 | 4 | 5 | 0 | 6 | 1 | 0 | 1 | 0 | 21 |
| 31 | DOZIER, Asia | f | 1-3 | 1-3 | 0-0 | 0 | 0 | 0 | 1 | 3 | 1 | 1 | 0 | 0 | 12 |
| 33 | IBIAM, Elem | c | 1-2 | 0-0 | 0-0 | 0 | 4 | 4 | 2 | 2 | 1 | 0 | 1 | 1 | 18 |
| 05 | SESSIONS, Khadijah | g | 0-1 | 0-1 | 0-0 | 1 | 2 | 3 | 3 | 0 | 0 | 1 | 0 | 1 | 13 |
| 25 | MITCHELL, Tiffany | g | 7-12 | 3-6 | 0-0 | 0 | 4 | 4 | 2 | 17 | 2 | 4 | 0 | 1 | 24 |
| 00 | FARMER, India | | 0-0 | 0-0 | 0-0 | 0 | 0 | 0 | 0 | 0 | 0 | 0 | 0 | 0 | 2 |
| 01 | CUEVAS, Bianca | | 2-8 | 1-4 | 3-3 | 0 | 1 | 1 | 2 | 8 | 2 | 2 | 0 | 2 | 18 |
| 02 | GAINES, Olivia | | 1-3 | 0-0 | 0-0 | 0 | 0 | 0 | 2 | 2 | 3 | 1 | 0 | 2 | 19 |
| 03 | DAVIS, Tiffany | | 0-0 | 0-0 | 0-0 | 0 | 0 | 0 | 0 | 0 | 0 | 0 | 0 | 1 | |
| 15 | DAVIS, Tiffany | | 1-1 | 1-1 | 0-0 | 0 | 3 | 3 | 1 | 3 | 2 | 3 | 0 | 0 | 11 |
| 22 | WILSON, A'ja | | 7-11 | 0-0 | 7-9 | 3 | 10 | 13 | 3 | 21 | 2 | 5 | 3 | 1 | 26 |
| 23 | ROY, Tina | | 2-6 | 2-6 | 0-0 | 0 | 1 | 1 | 1 | 6 | 4 | 3 | 0 | 0 | 21 |
| 41 | COATES, Alaina | | 2-2 | 0-0 | 3-4 | 1 | 3 | 4 | 2 | 7 | 0 | 3 | 2 | 0 | 14 |
| Team | | | | | | 4 | 0 | 4 | | | | | | | |
| Totals | | | 27-53 | 8-21 | 13-18 | 10 | 32 | 42 | 19 | 75 | 18 | 23 | 7 | 8 | 200 |

FG % 1st Half: 15-30 50.0% 2nd half: 12-23 52.2% Game: 27-53 50.9%
 3FG % 1st Half: 6-15 40.0% 2nd half: 2-6 33.3% Game: 8-21 38.1%
 FT % 1st Half: 1-3 33.3% 2nd half: 12-15 80.0% Game: 13-18 72.2%

LSU 51 • 7-7 (1-1 SEC)

| # | Player | Total | | 3-Ptr | FT-FTA | Rebounds | | | PF | TP | A | TO | Blk | Stl | Min |
|--------|-------------------|--------|--------|-------|--------|----------|-----|-----|----|----|---|----|-----|-----|-----|
| | | FG-FGA | FG-FGA | | | Off | Def | Tot | | | | | | | |
| 23 | AMICHA, Stephanie | f | 4-6 | 0-0 | 0-2 | 4 | 3 | 7 | 3 | 8 | 1 | 5 | 0 | 2 | 23 |
| 42 | BOYKIN, Sheila | f | 3-6 | 0-0 | 0-0 | 3 | 8 | 11 | 2 | 6 | 0 | 1 | 0 | 2 | 25 |
| 11 | MONCRIEF, Raigyne | g | 3-12 | 0-0 | 1-3 | 2 | 2 | 4 | 1 | 7 | 0 | 1 | 0 | 1 | 22 |
| 13 | HILL, Rina | g | 2-6 | 0-0 | 1-2 | 0 | 1 | 1 | 2 | 5 | 1 | 1 | 0 | 0 | 22 |
| 24 | HARDEEN, DaSHAWN | g | 4-12 | 0-1 | 1-2 | 0 | 3 | 3 | 3 | 9 | 0 | 4 | 1 | 3 | 25 |
| 01 | DEEMER, Jenna | | 2-6 | 0-3 | 1-2 | 0 | 0 | 0 | 0 | 5 | 1 | 0 | 0 | 1 | 23 |
| 03 | BETHLE, Akilah | | 0-3 | 0-0 | 1-2 | 2 | 1 | 3 | 2 | 1 | 0 | 2 | 0 | 1 | 13 |
| 04 | PEDERSEN, Anne | | 3-8 | 1-3 | 1-2 | 1 | 0 | 1 | 3 | 8 | 0 | 2 | 0 | 2 | 26 |
| 01 | RHODES, Jasmine | | 1-3 | 0-0 | 0-1 | 1 | 0 | 1 | 1 | 2 | 1 | 1 | 0 | 1 | 16 |
| 31 | JONES, Ann | | 0-2 | 0-0 | 0-1 | 1 | 1 | 2 | 3 | 0 | 0 | 1 | 0 | 0 | 5 |
| Team | | | | | | 2 | 0 | 2 | | | | | | | |
| Totals | | | 22-64 | 1-7 | 6-16 | 16 | 19 | 35 | 20 | 51 | 4 | 18 | 1 | 13 | 200 |

FG % 1st Half: 9-27 33.3% 2nd half: 13-37 35.1% Game: 22-64 34.4%
 3FG % 1st Half: 1-3 33.3% 2nd half: 0-4 0.0% Game: 1-7 14.3%
 FT % 1st Half: 3-9 33.3% 2nd half: 3-7 42.9% Game: 6-16 37.5%

Officials: Laura Morris, Eric Brewton, Ed Sidlasky
 Technical fouls: #1/1 South Carolina-None. LSU-None.
 Attendance: 3438
 Actual Attendance: 2439

| Score by periods | 1st | 2nd | Total |
|---------------------|-----|-----|-------|
| #1/1 South Carolina | 37 | 38 | 75 |
| LSU | 22 | 29 | 51 |

| Points | In Paint | Off T/O | 2nd Chance | Fast Break | Bench |
|--------|----------|---------|------------|------------|-------|
| SC | 36 | 14 | 5 | 8 | 47 |
| LSU | 26 | 14 | 13 | 0 | 16 |

Last FG - SC 2nd-03:00, LSU 2nd-00:06.
 Largest lead - SC by 31 2nd-11:07, LSU by 2 1st-18:22.

Score tied - 1 time.
 Lead changed - 1 time.



Official Basketball Box Score -- Game Totals -- Final Statistics
#1/1 South Carolina vs Alabama
 01/08/15 6 p.m. at Tuscaloosa, Ala. (Foster Auditorium)



#1/1 South Carolina 102 • 15-0, 3-0 SEC

| # | Player | Total | | 3-Ptr | FT-FTA | Rebounds | | | PF | TP | A | TO | Blk | Stl | Min |
|----|--------------------|--------|--------|-------|--------|----------|-----|-----|----|----|---|----|-----|-----|-----|
| | | FG-FGA | FG-FGA | | | Off | Def | Tot | | | | | | | |
| 24 | WELCH, Aleighsa | f | 5-6 | 0-0 | 0-0 | 0 | 2 | 2 | 4 | 10 | 1 | 0 | 1 | 0 | 22 |
| 31 | DOZIER, Asia | f | 6-8 | 3-5 | 0-0 | 0 | 2 | 2 | 2 | 15 | 2 | 1 | 0 | 2 | 24 |
| 33 | IBIAM, Elem | c | 2-3 | 0-0 | 0-0 | 1 | 2 | 3 | 2 | 4 | 0 | 1 | 0 | 0 | 15 |
| 05 | SESSIONS, Khadijah | g | 1-3 | 0-1 | 0-0 | 1 | 0 | 1 | 0 | 2 | 5 | 0 | 0 | 4 | 18 |
| 25 | MITCHELL, Tiffany | g | 6-10 | 3-6 | 1-1 | 0 | 1 | 1 | 2 | 16 | 3 | 0 | 0 | 1 | 26 |
| 00 | FARMER, India | | 0-1 | 0-0 | 0-0 | 1 | 0 | 1 | 1 | 0 | 0 | 0 | 0 | 0 | 4 |
| 01 | CUEVAS, Bianca | | 1-5 | 1-4 | 4-4 | 1 | 2 | 3 | 0 | 7 | 3 | 0 | 0 | 0 | 15 |
| 02 | GAINES, Olivia | | 1-2 | 0-1 | 0-0 | 1 | 0 | 1 | 1 | 2 | 3 | 0 | 0 | 0 | 13 |
| 03 | DUCKETT, Kaydra | | 0-0 | 0-0 | 0-0 | 1 | 1 | 0 | 0 | 0 | 0 | 0 | 0 | 0 | 4 |
| 15 | DAVIS, Tiffany | | 1-1 | 1-1 | 1-2 | 1 | 0 | 1 | 0 | 4 | 0 | 0 | 0 | 0 | 4 |
| 22 | WILSON, A'ja | | 3-7 | 0-0 | 5-7 | 0 | 5 | 5 | 1 | 11 | 3 | 4 | 3 | 1 | 19 |
| 23 | ROY, Tina | | 4-4 | 3-3 | 0-0 | 0 | 2 | 2 | 1 | 11 | 1 | 1 | 0 | 0 | 15 |
| 41 | COATES, Alaina | | 7-8 | 0-0 | 6-6 | 2 | 1 | 3 | 1 | | | | | | |



Official Basketball Box Score -- Game Totals -- Final Statistics
#1/1 South Carolina vs Mizou
 1/15/15 8 p.m. at Mizou Arena



#1/1 South Carolina 60 • 17-0, 5-0 SEC

| # | Player | Total | | 3-Ptr | | Rebounds | | | PF | TP | A | TO | Bk | Stl | Min |
|----|--------------------|-------|-------|-------|-------|----------|-----|-----|----|----|---|----|----|-----|-----|
| | | FG | FGA | FG | FGA | FT | FTA | Off | | | | | | | |
| 24 | WELCH, Aleighsa | f | 3-10 | 0-0 | 2-4 | 4 | 10 | 14 | 2 | 8 | 1 | 2 | 1 | 0 | 34 |
| 31 | DOZIER, Asia | f | 1-5 | 1-4 | 0-0 | 0 | 3 | 3 | 2 | 3 | 0 | 1 | 0 | 0 | 30 |
| 33 | IBIAM, Elem | c | 0-3 | 0-0 | 0-0 | 1 | 2 | 3 | 3 | 0 | 0 | 3 | 2 | 0 | 14 |
| 05 | SESSIONS, Khadjjah | g | 3-7 | 1-4 | 0-1 | 1 | 4 | 5 | 1 | 7 | 2 | 0 | 0 | 1 | 24 |
| 25 | MITCHELL, Tiffany | g | 8-14 | 2-5 | 1-2 | 1 | 5 | 6 | 1 | 19 | 1 | 2 | 2 | 3 | 34 |
| 01 | CUEVAS, Bianca | g | 1-5 | 0-0 | 3-4 | 1 | 1 | 2 | 2 | 5 | 1 | 1 | 0 | 1 | 15 |
| 02 | GAINES, Olivia | g | 0-0 | 0-0 | 0-0 | 0 | 0 | 0 | 1 | 0 | 0 | 0 | 0 | 2 | |
| 22 | WILSON, A'ja | g | 1-3 | 0-0 | 1-4 | 1 | 3 | 4 | 2 | 3 | 0 | 1 | 0 | 12 | |
| 23 | ROY, Tina | g | 0-4 | 0-4 | 0-0 | 1 | 0 | 1 | 0 | 0 | 1 | 1 | 0 | 8 | |
| 40 | WHITE, Jatarie | g | 0-0 | 0-0 | 0-0 | 1 | 1 | 2 | 0 | 0 | 1 | 0 | 0 | 5 | |
| 41 | COATES, Alaina | g | 4-7 | 0-0 | 7-8 | 4 | 3 | 7 | 4 | 15 | 0 | 2 | 0 | 22 | |
| | Team | | | | | 2 | 2 | 4 | | | | | | | |
| | Totals | | 21-58 | 4-17 | 14-23 | 17 | 34 | 51 | 18 | 60 | 6 | 14 | 5 | 5 | 200 |

| | | | | | | | | |
|-----------------|-------|-------|-----------|-------|-------|-------|-------|-------|
| FG % 1st Half: | 11-34 | 32.4% | 2nd half: | 10-24 | 41.7% | Game: | 21-58 | 36.2% |
| 3FG % 1st Half: | 1-9 | 11.1% | 2nd half: | 3-8 | 37.5% | Game: | 4-17 | 23.5% |
| FT % 1st Half: | 1-9 | 22.2% | 2nd half: | 12-14 | 85.7% | Game: | 14-23 | 60.9% |

Mizzou 49 • 11-7, 1-4 SEC

| # | Player | Total | | 3-Ptr | | Rebounds | | | PF | TP | A | TO | Bk | Stl | Min |
|----|---------------------|-------|-------|-------|-------|----------|-----|-----|----|----|---|----|----|-----|-----|
| | | FG | FGA | FG | FGA | FT | FTA | Off | | | | | | | |
| 22 | Frericks, Jordan | f | 2-9 | 0-0 | 2-4 | 2 | 4 | 6 | 5 | 6 | 0 | 2 | 0 | 2 | 26 |
| 03 | Fowler, Bree | g | 1-6 | 0-2 | 2-2 | 1 | 1 | 2 | 4 | 4 | 2 | 0 | 0 | 0 | 25 |
| 11 | Cunningham, Lindsey | g | 1-2 | 0-0 | 1-2 | 0 | 3 | 3 | 2 | 3 | 1 | 0 | 0 | 0 | 36 |
| 24 | Michaelis, Sierra | g | 8-15 | 4-7 | 2-3 | 2 | 5 | 7 | 5 | 22 | 1 | 4 | 0 | 1 | 35 |
| 30 | Eye, Morgan | g | 1-10 | 1-6 | 2-2 | 1 | 6 | 7 | 3 | 5 | 0 | 1 | 0 | 3 | 32 |
| 02 | Stock, Morgan | g | 0-4 | 0-3 | 0-0 | 0 | 0 | 0 | 1 | 0 | 0 | 0 | 0 | 15 | |
| 10 | Stock, Maddie | g | 3-6 | 2-4 | 1-2 | 0 | 4 | 4 | 2 | 9 | 0 | 3 | 0 | 1 | 20 |
| 12 | Hudyn, Michelle | g | 0-1 | 0-0 | 0-0 | 0 | 1 | 1 | 0 | 0 | 0 | 0 | 0 | 6 | |
| 23 | Robinson, Juanita | g | 0-1 | 0-0 | 0-0 | 0 | 1 | 1 | 2 | 0 | 0 | 2 | 0 | 5 | |
| | Team | | | | | 1 | 1 | 2 | | | | | | | |
| | Totals | | 16-54 | 7-22 | 10-15 | 7 | 26 | 33 | 24 | 49 | 6 | 14 | 0 | 7 | 200 |

| | | | | | | | | |
|-----------------|------|-------|-----------|------|-------|-------|-------|-------|
| FG % 1st Half: | 8-29 | 27.6% | 2nd half: | 8-25 | 32.0% | Game: | 16-54 | 29.6% |
| 3FG % 1st Half: | 3-11 | 27.3% | 2nd half: | 3-8 | 36.4% | Game: | 7-22 | 31.8% |
| FT % 1st Half: | 1-3 | 33.3% | 2nd half: | 9-15 | 75.0% | Game: | 10-15 | 66.7% |

Officials: Michael McConnell, Gina Cross, Doug Knight
 Technical fouls: #1/1 South Carolina-WELCH, Aleighsa, Mizou-None.
 Attendance: 1440

| Score by periods | 1st | 2nd | Total |
|---------------------|-----|-----|-------|
| #1/1 South Carolina | 25 | 35 | 60 |
| Mizzou | 20 | 29 | 49 |

Last FG - SC 2nd-02:51, MU 2nd-00:02.
 Largest lead - SC by 14 2nd-00:15, MU by 2 1st-19:38.

Score tied - 4 times.
 Lead changed - 1 time.



Official Basketball Box Score -- Game Totals -- Final Statistics
#1/1 South Carolina vs Florida
 01/19/15 7 p.m. ET at Gainesville, FL * O'Connell Center



#1/1 South Carolina 77 • 18-0, 6-0 SEC

| # | Player | Total | | 3-Ptr | | Rebounds | | | PF | TP | A | TO | Bk | Stl | Min |
|----|--------------------|-------|-------|-------|------|----------|-----|-----|----|----|----|----|----|-----|-----|
| | | FG | FGA | FG | FGA | FT | FTA | Off | | | | | | | |
| 24 | WELCH, Aleighsa | f | 3-4 | 0-0 | 0-0 | 0 | 2 | 2 | 1 | 6 | 4 | 2 | 1 | 0 | 21 |
| 31 | DOZIER, Asia | f | 1-2 | 0-1 | 0-0 | 0 | 0 | 0 | 0 | 2 | 0 | 0 | 0 | 0 | 14 |
| 33 | IBIAM, Elem | c | 2-4 | 0-0 | 0-0 | 0 | 3 | 3 | 2 | 4 | 0 | 1 | 1 | 0 | 14 |
| 05 | SESSIONS, Khadjjah | g | 0-0 | 0-0 | 0-0 | 1 | 2 | 3 | 3 | 0 | 2 | 1 | 0 | 0 | 13 |
| 25 | MITCHELL, Tiffany | g | 8-10 | 1-1 | 1-1 | 0 | 0 | 0 | 1 | 18 | 1 | 1 | 0 | 4 | 23 |
| 00 | FARMER, India | g | 0-0 | 0-0 | 2-2 | 0 | 0 | 0 | 0 | 2 | 0 | 0 | 0 | 1 | 4 |
| 01 | CUEVAS, Bianca | g | 4-8 | 1-3 | 2-2 | 0 | 2 | 2 | 1 | 11 | 4 | 0 | 0 | 1 | 19 |
| 02 | GAINES, Olivia | g | 0-0 | 0-0 | 1-2 | 1 | 1 | 2 | 1 | 1 | 1 | 1 | 0 | 0 | 6 |
| 03 | DUCKETT, Kaydra | g | 0-1 | 0-0 | 0-0 | 0 | 0 | 0 | 0 | 0 | 0 | 0 | 0 | 0 | 4 |
| 15 | DAVIS, Tiffany | g | 1-2 | 1-2 | 0-0 | 0 | 2 | 2 | 1 | 3 | 0 | 1 | 0 | 0 | 6 |
| 22 | WILSON, A'ja | g | 7-11 | 0-0 | 2-2 | 2 | 7 | 9 | 1 | 16 | 0 | 1 | 1 | 1 | 21 |
| 23 | ROY, Tina | g | 2-4 | 1-3 | 0-0 | 0 | 1 | 1 | 0 | 5 | 3 | 1 | 0 | 0 | 19 |
| 40 | WHITE, Jatarie | g | 1-3 | 0-0 | 1-4 | 2 | 1 | 3 | 1 | 3 | 0 | 3 | 0 | 0 | 15 |
| 41 | COATES, Alaina | g | 3-5 | 0-0 | 0-1 | 2 | 11 | 13 | 1 | 6 | 1 | 3 | 2 | 3 | 21 |
| | Team | | | | | 1 | 1 | 2 | | | | | | | |
| | Totals | | 32-54 | 4-10 | 9-14 | 9 | 33 | 42 | 13 | 77 | 16 | 16 | 5 | 9 | 200 |

| | | | | | | | | |
|-----------------|-------|-------|-----------|-------|-------|-------|-------|-------|
| FG % 1st Half: | 17-25 | 68.0% | 2nd half: | 15-29 | 51.7% | Game: | 32-54 | 59.3% |
| 3FG % 1st Half: | 1-3 | 33.3% | 2nd half: | 3-7 | 42.9% | Game: | 4-10 | 40.0% |
| FT % 1st Half: | 5-8 | 62.5% | 2nd half: | 4-6 | 66.7% | Game: | 9-14 | 64.3% |

Florida 42 • 9-10, 1-5 SEC

| # | Player | Total | | 3-Ptr | | Rebounds | | | PF | TP | A | TO | Bk | Stl | Min |
|----|---------------------|-------|-------|-------|-----|----------|-----|-----|----|----|---|----|----|-----|-----|
| | | FG | FGA | FG | FGA | FT | FTA | Off | | | | | | | |
| 23 | Copeland, Brooke | f | 0-9 | 0-5 | 3-4 | 4 | 1 | 5 | 2 | 3 | 1 | 2 | 1 | 0 | 29 |
| 44 | Needzen, Haley | f | 2-4 | 0-0 | 0-0 | 3 | 0 | 3 | 3 | 4 | 1 | 0 | 0 | 0 | 15 |
| 04 | Needles, Carlie | g | 1-6 | 0-3 | 0-0 | 2 | 1 | 3 | 2 | 2 | 0 | 4 | 0 | 0 | 26 |
| 13 | Peoples, Cassie | g | 1-12 | 0-4 | 0-0 | 2 | 1 | 3 | 1 | 2 | 2 | 4 | 0 | 0 | 29 |
| 22 | Lewis, Kayla | g | 4-10 | 0-0 | 0-0 | 2 | 6 | 8 | 0 | 8 | 1 | 0 | 0 | 0 | 30 |
| 01 | Williams, Ronni | g | 6-14 | 0-0 | 0-0 | 2 | 1 | 3 | 5 | 12 | 1 | 1 | 0 | 2 | 18 |
| 03 | Miller, January | g | 2-9 | 0-2 | 0-0 | 2 | 2 | 4 | 4 | 4 | 0 | 1 | 0 | 0 | 19 |
| 11 | Anderson, Dyandria | g | 2-4 | 0-0 | 0-0 | 1 | 0 | 1 | 0 | 4 | 0 | 1 | 0 | 0 | 17 |
| 15 | Dimaitse, Viktorija | g | 0-0 | 0-0 | 0-0 | 0 | 0 | 0 | 0 | 2 | 0 | 2 | 1 | 1 | 10 |
| 32 | Batchelor, Carla | g | 1-2 | 1-1 | 0-0 | 0 | 2 | 2 | 1 | 3 | 0 | 0 | 0 | 0 | 7 |
| | Team | | | | | 1 | 2 | 3 | | | | | | | |
| | Totals | | 19-70 | 1-15 | 3-4 | 19 | 16 | 35 | 20 | 42 | 6 | 15 | 2 | 4 | 200 |

| | | | | | | | | |
|-----------------|------|-------|-----------|-------|-------|-------|-------|-------|
| FG % 1st Half: | 8-37 | 21.6% | 2nd half: | 11-33 | 33.3% | Game: | 19-70 | 27.1% |
| 3FG % 1st Half: | 0-4 | 0.0% | 2nd half: | 1-11 | 9.1% | Game: | 1-15 | 6.7% |
| FT % 1st Half: | 1-2 | 50.0% | 2nd half: | 2-2 | 100.0 | Game: | 3-4 | 75.0% |

Officials: Lisa Mattingly, Laura Morris, Felicia Grinter
 Technical fouls: #1/1 South Carolina-None. Florida-None.
 Attendance: Duration: 1:50
 UF #1 R. Williams fouls out at 11:41(2)

| Score by periods | 1st | 2nd | Total |
|---------------------|-----|-----|-------|
| #1/1 South Carolina | 40 | 37 | 77 |
| Florida | 17 | 25 | 42 |

Points In Off 2nd Fast Bench
 SC 46 20 11 14 47
 UF 26 13 12 4 23



Official Basketball Box Score -- Game Totals -- Final Statistics
#12/10 Texas A&M vs #1/1 South Carolina
 01/26/15 7 p.m. at Columbia, S.C./Colonial Life Arena



#12/10 Texas A&M 61 • 16-5, (4-3 SEC)

| # | Player | Total | | 3-Ptr | | Rebounds | | | PF | TP | A | TO | Bk | Stl | Min |
|----|-------------------|-------|-------|-------|-------|----------|-----|-----|----|----|----|----|----|-----|-----|
| | | FG | FGA | FG | FGA | FT | FTA | Off | | | | | | | |
| 01 | Courtney Williams | f | 3-21 | 1-2 | 5-6 | 1 | 4 | 5 | 2 | 12 | 3 | 2 | 0 | 3 | 34 |
| 03 | Achiri Ade | f | 5-10 | 0-0 | 5-7 | 2 | 3 | 5 | 3 | 15 | 0 | 1 | 2 | 1 | 38 |
| 00 | Khaalifa Hillsman | c | 1-2 | 0-0 | 0-0 | 0 | 1 | 1 | 3 | 2 | 0 | 0 | 0 | 0 | 16 |
| 24 | Jordan Jones | g | 6-10 | 2-5 | 0-1 | 2 | 2 | 4 | 4 | 14 | 4 | 5 | 0 | 2 | 28 |
| 33 | Courtney Walker | g | 5-8 | 0-0 | 0-0 | 0 | 1 | 1 | 3 | 10 | 1 | 6 | 1 | 1 | 35 |
| 11 | Curtye Knox | g | 0-2 | 0-1 | 0-0 | 0 | 1 | 1 | 0 | 0 | 2 | 1 | 0 | 0 | 12 |
| 12 | Jada Terry | g | 0-0 | 0-0 | 0-0 | 0 | 1 | 1 | 0 | 0 | 0 | 0 | 0 | 2 | |
| 13 | Chelsea Jennings | g | 0-3 | 0-0 | 0-0 | 1 | 2 | 3 | 0 | 0 | 1 | 0 | 0 | 0 | 6 |
| 15 | Tori Scott | g | 2-3 | 0-0 | 0-0 | 1 | 2 | 2 | 4 | 0 | 0 | 0 | 0 | 9 | |
| 23 | Rachel Mitchell | g | 2-3 | 0-0 | 0-2 | 1 | 3 | 5 | 4 | 4 | 0 | 1 | 0 | 1 | 18 |
| 32 | T. Scott-Williams | g | 0-0 | 0-0 | 0-0 | 0 | 0 | 0 | 0 | 0 | 0 | 0 | 0 | 2 | |
| | Team | | | | | 1 | 0 | 1 | | | | | | | |
| | Totals | | 24-62 | 3-8 | 10-16 | 10 | 19 | 29 | 22 | 61 | 11 | 16 | | | |



Official Basketball Box Score -- Game Totals -- Final Statistics
South Carolina vs Ole Miss
 2/01/15 3:30 pm at Oxford, Miss. (Tad Smith Coliseum)



South Carolina 77 • 21-0, 9-0 SEC

| # | Player | Total | | 3-Ptr | Rebounds | | | PF | TP | A | TO | Blk | Stl | Min | |
|--------|--------------------|--------|--------|-------|----------|-----|-----|----|----|----|----|-----|-----|-----|-----|
| | | FG-FGA | FG-FGA | | FT-FTA | Off | Def | | | | | | | | Tot |
| 31 | DOZIER, Asia | f | 0-1 | 0-1 | 0-0 | 0 | 1 | 1 | 0 | 2 | 1 | 0 | 0 | 11 | |
| 33 | IBIAM, Elem | c | 4-5 | 0-0 | 2-2 | 1 | 0 | 1 | 2 | 10 | 1 | 0 | 0 | 14 | |
| 05 | SESSIONS, Khadijah | g | 3-5 | 0-1 | 1-3 | 1 | 1 | 2 | 2 | 7 | 3 | 1 | 0 | 31 | |
| 24 | WELCH, Aleighsa | g | 2-4 | 0-0 | 2-8 | 1 | 4 | 5 | 2 | 6 | 2 | 0 | 2 | 32 | |
| 25 | MITCHELL, Tiffany | g | 4-10 | 2-3 | 1-3 | 1 | 4 | 5 | 3 | 11 | 1 | 2 | 0 | 33 | |
| 00 | FARMER, India | g | 0-0 | 0-0 | 0-0 | 0 | 0 | 0 | 0 | 0 | 0 | 0 | 0 | 0+ | |
| 01 | CUEVAS, Bianca | g | 5-8 | 2-4 | 9-11 | 1 | 3 | 4 | 4 | 21 | 0 | 2 | 0 | 1 | 24 |
| 02 | GAINES, Olivia | g | 0-0 | 0-0 | 0-0 | 0 | 0 | 0 | 0 | 0 | 0 | 0 | 0 | 0 | 3 |
| 03 | DUCKETT, Kaydra | g | 0-0 | 0-0 | 0-0 | 0 | 0 | 0 | 0 | 0 | 0 | 0 | 0 | 0+ | |
| 22 | WILSON, A'ja | g | 4-12 | 0-0 | 3-4 | 4 | 2 | 6 | 2 | 11 | 1 | 1 | 2 | 21 | |
| 23 | ROY, Tina | g | 0-1 | 0-0 | 1-2 | 0 | 1 | 1 | 0 | 1 | 1 | 0 | 0 | 7 | |
| 41 | COATES, Alaina | g | 2-5 | 0-0 | 6-7 | 5 | 5 | 10 | 2 | 10 | 1 | 2 | 2 | 1 | 24 |
| | Team | | | | | 1 | 4 | 5 | | | | | | | |
| Totals | | | 24-51 | 4-9 | 25-40 | 15 | 25 | 40 | 17 | 77 | 12 | 10 | 5 | 7 | 200 |

| | | | | | | | | | | |
|-----------------|-------|-------|-----------|-------|-------|-------|-------|-------|--------------------|---|
| FG % 1st Half: | 10-26 | 38.5% | 2nd half: | 14-25 | 56.0% | Game: | 24-51 | 47.1% | Deadball Rebounds: | 8 |
| 3FG % 1st Half: | 3-6 | 50.0% | 2nd half: | 1-3 | 33.3% | Game: | 4-9 | 44.4% | | |
| FT % 1st Half: | 13-19 | 68.4% | 2nd half: | 12-21 | 57.1% | Game: | 25-40 | 62.5% | | |

Ole Miss 59 • 14-8, 4-5 SEC

| # | Player | Total | | 3-Ptr | Rebounds | | | PF | TP | A | TO | Blk | Stl | Min | |
|--------|-------------------|--------|--------|-------|----------|-----|-----|----|----|----|----|-----|-----|-----|-----|
| | | FG-FGA | FG-FGA | | FT-FTA | Off | Def | | | | | | | | Tot |
| 22 | Mccray,Danielle | f | 2-6 | 0-0 | 2-4 | 3 | 1 | 4 | 5 | 6 | 0 | 1 | 0 | 1 | 28 |
| 32 | Faleru,Tia | f | 3-6 | 0-0 | 0-2 | 2 | 11 | 13 | 4 | 6 | 1 | 4 | 0 | 1 | 31 |
| 03 | Hayes,A'Queen | g | 2-6 | 0-1 | 0-4 | 1 | 2 | 3 | 4 | 6 | 5 | 0 | 0 | 3 | 35 |
| 05 | Sisk,Erika | g | 3-8 | 0-2 | 6-10 | 1 | 1 | 2 | 4 | 12 | 2 | 4 | 0 | 1 | 38 |
| 23 | Sesson,Shandricka | g | 6-12 | 0-5 | 0-0 | 2 | 1 | 3 | 5 | 12 | 0 | 1 | 0 | 1 | 11 |
| 11 | Joseph,Shequila | g | 3-7 | 2-4 | 0-2 | 3 | 1 | 4 | 4 | 8 | 0 | 0 | 0 | 0 | 14 |
| 12 | Frizzell,Gracie | g | 2-5 | 1-4 | 0-0 | 0 | 1 | 1 | 1 | 5 | 0 | 1 | 0 | 0 | 25 |
| 13 | Porter,Sarah | g | 0-1 | 0-0 | 0-0 | 0 | 0 | 0 | 0 | 0 | 0 | 0 | 0 | 0 | 1 |
| 15 | Briggs,Kelsey | g | 1-3 | 1-2 | 0-0 | 0 | 0 | 0 | 0 | 1 | 3 | 0 | 0 | 0 | 8 |
| 20 | Singleton,Amber | g | 1-3 | 1-2 | 0-0 | 2 | 0 | 2 | 5 | 3 | 2 | 0 | 0 | 0 | 9 |
| | Team | | | | | 3 | 1 | 4 | | | | | | | |
| Totals | | | 23-57 | 5-20 | 8-22 | 17 | 19 | 36 | 32 | 59 | 10 | 16 | 0 | 7 | 200 |

| | | | | | | | | | | |
|-----------------|-------|-------|-----------|-------|-------|-------|-------|-------|--------------------|---|
| FG % 1st Half: | 11-29 | 37.9% | 2nd half: | 12-28 | 42.9% | Game: | 23-57 | 40.4% | Deadball Rebounds: | 6 |
| 3FG % 1st Half: | 4-9 | 44.4% | 2nd half: | 1-11 | 9.1% | Game: | 5-20 | 25.0% | | |
| FT % 1st Half: | 3-9 | 33.3% | 2nd half: | 5-13 | 38.5% | Game: | 8-22 | 36.4% | | |

Officials: R:Tina Napier, U1:Metta Roberts, U2:Julius Gallien
 Technical fouls: South Carolina-None. Ole Miss-None.
 Attendance: 1935

| Score by periods | 1st | 2nd | Total |
|------------------|-----|-----|-----------|
| South Carolina | 36 | 41 | 77 |
| Ole Miss | 29 | 30 | 59 |

Last FG - SC 2nd-01:07, OM 2nd-01:23.
 Largest lead - SC by 20 2nd-04:24, OM by 9 1st-09:25.

Score tied - 4 times.
 Lead changed - 6 times.



Official Basketball Box Score -- Game Totals -- Final Statistics
#1/1 South Carolina vs #22/21 Georgia
 02/05/15 7:02 PM ET at Stegeman Coliseum -- Athens, Ga.



#1/1 South Carolina 58 • 22-0 (10-0)

| # | Player | Total | | 3-Ptr | Rebounds | | | PF | TP | A | TO | Blk | Stl | Min | |
|--------|--------------------|--------|--------|-------|----------|-----|-----|----|----|----|----|-----|-----|-----|-----|
| | | FG-FGA | FG-FGA | | FT-FTA | Off | Def | | | | | | | | Tot |
| 05 | SESSIONS, Khadijah | * | 0-1 | 0-0 | 1-4 | 0 | 3 | 3 | 2 | 1 | 2 | 1 | 0 | 0 | 22 |
| 24 | WELCH, Aleighsa | * | 1-7 | 0-0 | 0-1 | 9 | 5 | 14 | 2 | 2 | 2 | 0 | 0 | 0 | 22 |
| 25 | MITCHELL, Tiffany | * | 5-11 | 2-4 | 2-2 | 1 | 2 | 3 | 2 | 14 | 3 | 1 | 0 | 2 | 29 |
| 31 | DOZIER, Asia | * | 0-4 | 0-4 | 0-0 | 0 | 4 | 4 | 0 | 0 | 0 | 1 | 1 | 0 | 19 |
| 33 | IBIAM, Elem | * | 3-6 | 0-0 | 2-2 | 1 | 2 | 3 | 5 | 8 | 0 | 5 | 2 | 0 | 24 |
| 01 | CUEVAS, Bianca | * | 7-14 | 2-4 | 0-1 | 1 | 3 | 4 | 0 | 16 | 2 | 2 | 0 | 2 | 20 |
| 02 | GAINES, Olivia | * | 1-2 | 0-0 | 0-0 | 0 | 1 | 1 | 1 | 2 | 1 | 0 | 0 | 0 | 10 |
| 03 | DUCKETT, Kaydra | * | 0-1 | 0-0 | 0-2 | 0 | 1 | 1 | 0 | 0 | 0 | 0 | 0 | 0 | 4 |
| 22 | WILSON, A'ja | * | 1-2 | 0-0 | 2-4 | 2 | 3 | 5 | 5 | 4 | 0 | 6 | 2 | 0 | 9 |
| 23 | ROY, Tina | * | 2-5 | 2-4 | 0-0 | 0 | 2 | 2 | 1 | 6 | 0 | 1 | 0 | 0 | 20 |
| 40 | WHITE, Jatarie | * | 2-4 | 0-0 | 1-2 | 0 | 7 | 7 | 3 | 5 | 0 | 2 | 2 | 0 | 21 |
| | Team | | | | | 3 | 0 | 3 | | | | | | | |
| Totals | | | 22-57 | 6-16 | 8-18 | 17 | 33 | 50 | 21 | 58 | 10 | 19 | 10 | 4 | 200 |

| | | | | | | | | | | |
|-----------------|-------|-------|-----------|------|-------|-------|-------|-------|--------------------|---|
| FG % 1st Half: | 13-30 | 43.3% | 2nd half: | 9-27 | 33.3% | Game: | 22-57 | 38.6% | Deadball Rebounds: | 4 |
| 3FG % 1st Half: | 3-7 | 42.9% | 2nd half: | 3-9 | 33.3% | Game: | 6-16 | 37.5% | | |
| FT % 1st Half: | 1-4 | 25.0% | 2nd half: | 7-14 | 50.0% | Game: | 8-18 | 44.4% | | |

#22/21 Georgia 35 • 17-6 (5-5)

| # | Player | Total | | 3-Ptr | Rebounds | | | PF | TP | A | TO | Blk | Stl | Min | |
|--------|------------------|--------|--------|-------|----------|-----|-----|----|----|----|----|-----|-----|-----|-----|
| | | FG-FGA | FG-FGA | | FT-FTA | Off | Def | | | | | | | | Tot |
| 03 | Tiaria Griffin | * | 3-15 | 1-9 | 0-0 | 1 | 4 | 5 | 0 | 7 | 0 | 0 | 0 | 1 | 38 |
| 13 | Merritt Hempe | * | 2-6 | 0-1 | 0-2 | 2 | 2 | 4 | 4 | 4 | 0 | 3 | 1 | 2 | 24 |
| 24 | Marjorie Butler | * | 0-4 | 0-2 | 0-0 | 3 | 1 | 4 | 2 | 0 | 1 | 1 | 0 | 0 | 15 |
| 31 | Erika Ford | * | 0-6 | 0-2 | 0-0 | 2 | 4 | 6 | 4 | 0 | 1 | 2 | 0 | 1 | 27 |
| 33 | Mackenzie Engram | * | 3-15 | 1-4 | 1-2 | 2 | 2 | 4 | 1 | 8 | 0 | 3 | 2 | 1 | 38 |
| 11 | Pachis Roberts | * | 1-5 | 0-1 | 3-3 | 1 | 2 | 3 | 1 | 5 | 1 | 2 | 0 | 0 | 15 |
| 12 | Haley Clark | * | 2-3 | 0-0 | 4-5 | 1 | 3 | 4 | 2 | 8 | 1 | 1 | 0 | 2 | 25 |
| 23 | Haley Washington | * | 1-4 | 0-0 | 1-3 | 1 | 4 | 5 | 5 | 3 | 1 | 3 | 0 | 0 | 18 |
| | Team | | | | | 1 | 2 | 3 | | | | | | | |
| Totals | | | 12-58 | 2-19 | 9-15 | 14 | 24 | 38 | 19 | 35 | 5 | 17 | 3 | 7 | 200 |

| | | | | | | | | | | |
|-----------------|------|-------|-----------|------|-------|-------|-------|-------|--------------------|---|
| FG % 1st Half: | 5-28 | 17.9% | 2nd half: | 7-30 | 23.3% | Game: | 12-58 | 20.7% | Deadball Rebounds: | 5 |
| 3FG % 1st Half: | 1-9 | 11.1% | 2nd half: | 1-10 | 10.0% | Game: | 2-19 | 10.5% | | |
| FT % 1st Half: | 3-8 | 37.5% | 2nd half: | 6-7 | 85.7% | Game: | 9-15 | 60.0% | | |

Officials: Michael Price, Beverly Roberts, Denise Brooks
 Technical fouls: #1/1 South Carolina-None. #22/21 Georgia-None.
 Attendance: 4896
 1st half 19:18, flagrant 1 foul on USC # 24, Aleighsa Welch.

| Score by periods | 1st | 2nd | Total |
|---------------------|-----|-----|-----------|
| #1/1 South Carolina | 30 | 28 | 58 |
| #22/21 Georgia | 14 | 21 | 35 |

Last FG - SC 2nd-01:31, UGA 2nd-03:25.
 Largest lead - SC by 25 2nd-12:10, UGA by 2 1st-18:56.

Score tied - 3 times.
 Lead changed - 1 time.



Official Basketball Box Score -- Game Totals -- Final Statistics
#1/1 South Carolina vs #2/2 Connecticut
 02/09/15 8 p.m. at Storrs, Conn. - Gampel Pavilion



#1/1 South Carolina 62 • 22-1, 10-0 SEC

| # | Player | Total | | 3-Ptr | Rebounds | | | PF | TP | A | TO | Blk | Stl | Min | |
|--------|--------------------|--------|--------|-------|----------|-----|-----|----|----|----|----|-----|-----|-----|-----|
| | | FG-FGA | FG-FGA | | FT-FTA | Off | Def | | | | | | | | Tot |
| 24 | WELCH, Aleighsa | f | 8-17 | 0-0 | 1-3 | 7 | 4 | 11 | 1 | 17 | 0 | 3 | 0 | 1 | 33 |
| 31 | DOZIER, Asia | f | 1-3 | 0-0 | 0-0 | 0 | 1 | 1 | 1 | 2 | 1 | 0 | 0 | 0 | 16 |
| 33 | IBIAM, Elem | c | 0-0 | 0-0 | 0-0 | 1 | 2 | 3 | 1 | 0 | 0 | 2 | 0 | 0 | 14 |
| 05 | SESSIONS, Khadijah | g | 3-8 | 2-4 | 0-0 | 1 | 0 | 1 | 2 | 8 | 1 | 1 | 0 | 1 | 25 |
| 25 | MITCHELL, Tiffany | g | 6-12 | 3-4 | 2-3 | 2 | 2 | 4 | 4 | 17 | 3 | 3 | 0 | 2 | 37 |
| 01 | CUEVAS, Bianca | g | 1-6 | 0-1 | 0-0 | 0 | 0 | 0 | 3 | 2 | 1 | 1 | 0 | 0 | 22 |
| 02 | GAINES, Olivia | g | 0-1 | 0-0 | 0-0 | 0 | 1 | 1 | 0 | 0 | 0 | 0 | 0 | 0 | 1 |
| 03 | DUCKETT, Kaydra | g | 0-1 | 0-0 | 0-0 | 1 | 0 | 1 | 1 | 0 | 0 | 0 | 0 | 1 | 1 |
| 22 | WILSON, A'ja | g | 4-8 | 0-0 | 2-4 | 3 | 3 | 6 | 2 | 10 | 2 | 1 | 0 | 0 | 22 |
| 23 | ROY, Tina | g | 0-3 | 0-0 | 0-0 | 0 | 0 | 0 | 0 | 0 | 0 | 2 | 0 | 0 | 6 |
| 40 | WHITE, Jatarie | g | 0-1 | 0-0 | 0-0 | 0 | 0 | 0 | 0 | 0 | 0 | 1 | 0 | 0 | 4 |
| 41 | COATES, Alaina | g | 3-6 | 0-0 | 0-0 | 2 | 1 | 3 | 3 | 6 | 1 | 1 | 1 | 0 | 19 |
| | Team | | | | | 4 | 2 | 6 | | | | | | | |
| Totals | | | 26-66 | 5-9 | 5-10 | 21 | 16 | 37 | 18 | 62 | 9 | 17 | 1 | 6 | 200 |

| | | | | | | | | | | |
|-----------------|-------|-------|-----------|-------|-------|-------|-------|-------|--------------------|---|
| FG % 1st Half: | 14-32 | 43.8% | 2nd half: | 12-34 | 35.3% | Game: | 26-66 | 39.4% | Deadball Rebounds: | 3 |
| 3FG % 1st Half: | 2-4 | 50.0% | 2nd half: | 3-5 | 60.0% | Game: | 5-9 | 55.6% | | |
| FT % 1st Half: | 1-1 | 100.0 | 2nd half: | 4-9 | 44.4% | Game: | 5-10 | 50.0% | | |

#2/2 Connecticut 87 • 23-1, 12-0 AAC

| # | Player | Total | | 3-Ptr | Rebounds | | | PF | TP | A | TO | Blk | Stl | Min | |
|----|--------------------|--------|--------|-------|----------|-----|-----|----|----|----|----|-----|-----|-----|-----|
| | | FG-FGA | FG-FGA | | FT-FTA | Off | Def | | | | | | | | Tot |
| 03 | TUCK, Morgan | f | 7-14 | 2-3 | 1-2 | 1 | 5 | 6 | 2 | 17 | 3 | 1 | 0 | 0 | 35 |
| 23 | MOSQUEDA-LEWIS, K. | f | 7-12 | 5-6 | 4-4 | 1 | 2 | 3 | 3 | 23 | 4 | 3 | 0 | 4 | 37 |
| 30 | STEWART, Breanna | f | 7-14 | 0-1 | 8-11 | 4 | 4 | 8 | 3 | 22 | 1 | 3 | 5 | 0 | 37 |
| 04 | JEFFERSON, Moriah | g | 7-9 | 1-1 | 1-1 | 0 | 4 | 4 | 2 | 16 | 6 | 1 | 0 | 2 | 38 |
| 11 | NURSE, Kia | g | 1-5 | 0-0 | 2-2 | 0 | 1 | 1 | 1 | 4 | 4 | 3 | 2 | 0 | 19 |
| 12 | CHONG, Saniya | g | 1-1 | 0-0 | 0-1 | 1 | 0 | 1 | 0 | 2 | 1 | 0 | 0 | 1 | 16 |
| 15 | WILLIAMS, Gabby | g | 0-0 | 0-0 | 1-2 | 1 | 0 | 1 | 0 | 1 | 0 | 0 | 0 | 0 | 4 |



Official Basketball Box Score -- Game Totals -- Final Statistics
Vanderbilt vs #1/2 South Carolina
 02/15/15 12 p.m. at Columbia, S.C./Colonial Life Arena



Vanderbilt 59 • 13-12 (4-8 SEC)

| # | Player | Total | | 3-Ptr | | Rebounds | | | PF | TP | A | TO | Bk | Stl | Min | |
|----|-------------------|--------|--------|--------|--------|----------|-----|-----|----|----|----|----|----|-----|-----|-----|
| | | FG-FGA | FT-FTA | FG-FGA | FT-FTA | Off | Def | Tot | | | | | | | | |
| 21 | Heather Bowe | f | 2-7 | 0-0 | 0-0 | 1 | 3 | 4 | 2 | 4 | 0 | 1 | 0 | 0 | 14 | |
| 22 | Marques Webb | f | 4-8 | 0-0 | 3-6 | 0 | 1 | 1 | 4 | 11 | 0 | 1 | 0 | 1 | 29 | |
| 01 | Rebekah Dahلمان | g | 5-9 | 1-1 | 2-2 | 0 | 1 | 1 | 5 | 13 | 3 | 7 | 0 | 1 | 29 | |
| 15 | Jasmine Jenkins | g | 1-3 | 0-0 | 1-2 | 1 | 3 | 4 | 4 | 3 | 2 | 5 | 0 | 2 | 31 | |
| 25 | Morgan Batey | g | 2-3 | 0-0 | 0-1 | 1 | 1 | 2 | 1 | 4 | 2 | 1 | 0 | 1 | 19 | |
| 03 | Rachel Bell | | 3-6 | 1-3 | 0-0 | 1 | 1 | 2 | 2 | 7 | 1 | 1 | 1 | 0 | 29 | |
| 13 | A. Caron-Goudreau | | 3-5 | 0-0 | 1-2 | 1 | 2 | 3 | 4 | 7 | 1 | 4 | 1 | 0 | 25 | |
| 24 | Kristen Gaffney | | 0-2 | 0-0 | 0-0 | 0 | 0 | 0 | 0 | 0 | 0 | 0 | 0 | 0 | 4 | |
| 41 | Paris Kea | | 5-8 | 0-0 | 0-0 | 2 | 2 | 4 | 0 | 10 | 2 | 2 | 0 | 2 | 15 | |
| 44 | Rayte'a Long | | 0-1 | 0-0 | 0-0 | 0 | 2 | 2 | 1 | 0 | 1 | 0 | 0 | 0 | 5 | |
| | Team | | | | | 0 | 0 | 0 | | | | | | | | |
| | Totals | | 25-52 | | 2-4 | 7-13 | 7 | 16 | 23 | 23 | 59 | 12 | 22 | 2 | 7 | 200 |

FG % 1st Half: 12-26 46.2% 2nd half: 13-26 50.0% Game: 25-52 48.1% Deadball Rebounds 3.1
 3FG % 1st Half: 0-0 0.0% 2nd half: 2-4 50.0% Game: 2-7 28.6%
 FT % 1st Half: 3-6 50.0% 2nd half: 4-7 57.1% Game: 7-13 53.8%

#1/2 South Carolina 89 • 24-1 (12-0 SEC)

| # | Player | Total | | 3-Ptr | | Rebounds | | | PF | TP | A | TO | Bk | Stl | Min | |
|----|--------------------|--------|--------|--------|--------|----------|-----|-----|----|----|----|----|----|-----|-----|-----|
| | | FG-FGA | FT-FTA | FG-FGA | FT-FTA | Off | Def | Tot | | | | | | | | |
| 24 | WELCH, Aleighsa | f | 3-5 | 0-0 | 0-0 | 6 | 3 | 9 | 1 | 6 | 1 | 4 | 0 | 2 | 22 | |
| 31 | DOZIER, Asia | f | 0-3 | 0-3 | 0-0 | 0 | 0 | 0 | 1 | 0 | 1 | 0 | 0 | 0 | 13 | |
| 33 | IBIAM, Elem | c | 4-8 | 0-0 | 1-1 | 1 | 3 | 4 | 4 | 9 | 1 | 0 | 0 | 0 | 17 | |
| 05 | SESSIONS, Khadijah | g | 1-2 | 1-1 | 0-1 | 0 | 2 | 2 | 2 | 3 | 1 | 1 | 3 | 1 | 18 | |
| 25 | MITCHELL, Tiffany | g | 8-12 | 1-4 | 3-4 | 2 | 1 | 3 | 0 | 20 | 1 | 4 | 0 | 4 | 26 | |
| 01 | CUEVAS, Bianca | | 0-5 | 0-1 | 4-4 | 2 | 1 | 3 | 0 | 4 | 5 | 3 | 0 | 3 | 21 | |
| 02 | GAINES, Olivia | | 0-1 | 0-0 | 0-0 | 1 | 2 | 3 | 1 | 0 | 1 | 1 | 0 | 0 | 13 | |
| 03 | DUCKETT, Kaydra | | 0-2 | 0-0 | 0-0 | 1 | 0 | 1 | 0 | 0 | 0 | 0 | 0 | 0 | 3 | |
| 22 | WILSON, A'ja | | 5-7 | 0-0 | 10-11 | 2 | 3 | 5 | 0 | 20 | 2 | 0 | 0 | 1 | 20 | |
| 23 | ROY, Tina | | 3-4 | 3-4 | 0-0 | 0 | 2 | 2 | 0 | 9 | 4 | 2 | 0 | 0 | 18 | |
| 40 | WHITE, Jatarie | | 1-7 | 0-0 | 2-2 | 1 | 3 | 4 | 2 | 4 | 0 | 0 | 0 | 1 | 12 | |
| 41 | COATES, Alaina | | 6-9 | 0-0 | 2-3 | 2 | 1 | 3 | 4 | 14 | 1 | 1 | 1 | 0 | 17 | |
| | Team | | | | | 2 | 2 | 4 | | | | | | | | |
| | Totals | | 31-65 | | 5-13 | 22-26 | 20 | 23 | 43 | 15 | 89 | 20 | 16 | 2 | 14 | 200 |

FG % 1st Half: 16-34 47.1% 2nd half: 15-31 48.4% Game: 31-65 47.7% Deadball Rebounds 1
 3FG % 1st Half: 2-6 33.3% 2nd half: 3-7 42.9% Game: 5-13 38.5%
 FT % 1st Half: 12-13 92.3% 2nd half: 10-13 76.9% Game: 22-26 84.6%

Officials: Felicia Grinter, Frank Steratore, Bruce Morris
 Technical fouls: Vanderbilt-None. #1/2 South Carolina-None.
 Attendance: 15255

| Score by periods | 1st | 2nd | Total |
|---------------------|-----|-----|-------|
| Vanderbilt | 27 | 32 | 59 |
| #1/2 South Carolina | 46 | 43 | 89 |

| Points | In | Off | 2nd | Fast | Bench |
|--------------|----|-----|-----|------|-------|
| Points VANDY | 32 | 18 | 8 | 12 | 24 |
| SC | 50 | 29 | 18 | 21 | 51 |

Last FG - VANDY 2nd-00:16, SC 2nd-01:32.
 Largest lead - VANDY by 2 1st-18:58, SC by 35 2nd-02:47.

Score tied - 3 times.
 Lead changed - 2 times.



Official Basketball Box Score -- Game Totals -- Final Statistics
#2/2 South Carolina vs Arkansas
 02/19/15 8 p.m. at Fayetteville, Ark. (Bud Walton Arena)



#2/2 South Carolina 73 • 25-1, 13-0 SEC

| # | Player | Total | | 3-Ptr | | Rebounds | | | PF | TP | A | TO | Bk | Stl | Min | |
|----|--------------------|--------|--------|--------|--------|----------|-----|-----|----|----|----|----|----|-----|-----|-----|
| | | FG-FGA | FT-FTA | FG-FGA | FT-FTA | Off | Def | Tot | | | | | | | | |
| 24 | WELCH, Aleighsa | f | 1-4 | 0-0 | 0-0 | 0 | 3 | 3 | 2 | 2 | 3 | 3 | 0 | 0 | 28 | |
| 31 | DOZIER, Asia | f | 3-4 | 3-4 | 0-0 | 0 | 2 | 2 | 1 | 9 | 1 | 1 | 0 | 0 | 12 | |
| 33 | IBIAM, Elem | c | 0-2 | 0-0 | 2-2 | 0 | 3 | 3 | 2 | 2 | 0 | 0 | 3 | 0 | 12 | |
| 05 | SESSIONS, Khadijah | g | 3-5 | 2-3 | 3-4 | 2 | 3 | 5 | 2 | 11 | 7 | 3 | 0 | 4 | 33 | |
| 25 | MITCHELL, Tiffany | g | 4-9 | 0-4 | 7-7 | 0 | 0 | 0 | 2 | 15 | 2 | 4 | 3 | 5 | 37 | |
| 01 | CUEVAS, Bianca | | 0-1 | 0-0 | 0-0 | 0 | 0 | 0 | 2 | 0 | 0 | 0 | 0 | 0 | 4 | |
| 02 | GAINES, Olivia | | 0-0 | 0-0 | 0-0 | 0 | 0 | 0 | 1 | 0 | 0 | 0 | 0 | 0 | 2 | |
| 22 | WILSON, A'ja | | 7-10 | 0-1 | 0-2 | 2 | 2 | 4 | 1 | 14 | 1 | 1 | 3 | 0 | 21 | |
| 23 | ROY, Tina | | 2-5 | 2-5 | 0-0 | 1 | 1 | 2 | 0 | 6 | 2 | 1 | 1 | 0 | 24 | |
| 41 | COATES, Alaina | | 5-8 | 0-0 | 4-5 | 3 | 8 | 11 | 3 | 14 | 0 | 3 | 1 | 0 | 27 | |
| | Team | | | | | 2 | 2 | 4 | | | | | | | | |
| | Totals | | 25-48 | | 7-17 | 16-20 | 10 | 24 | 34 | 16 | 73 | 16 | 18 | 11 | 9 | 200 |

FG % 1st Half: 16-28 57.1% 2nd half: 9-20 45.0% Game: 25-48 52.1% Deadball Rebounds 2.1
 3FG % 1st Half: 4-8 50.0% 2nd half: 3-9 33.3% Game: 7-17 41.2%
 FT % 1st Half: 2-3 66.7% 2nd half: 14-17 82.4% Game: 16-20 80.0%

Arkansas 56 • 15-10,5-8 SEC

| # | Player | Total | | 3-Ptr | | Rebounds | | | PF | TP | A | TO | Bk | Stl | Min | |
|----|------------------|--------|--------|--------|--------|----------|-----|-----|----|----|----|----|----|-----|-----|-----|
| | | FG-FGA | FT-FTA | FG-FGA | FT-FTA | Off | Def | Tot | | | | | | | | |
| 00 | JACKSON, Jessica | f | 8-19 | 2-6 | 2-2 | 3 | 6 | 9 | 4 | 20 | 2 | 1 | 1 | 1 | 38 | |
| 42 | BOWEN, Jhasmin | f | 4-6 | 0-0 | 0-5 | 0 | 2 | 2 | 5 | 8 | 0 | 2 | 0 | 1 | 22 | |
| 11 | BERNA, Calli | g | 5-7 | 3-3 | 0-0 | 1 | 4 | 5 | 3 | 13 | 7 | 4 | 0 | 2 | 40 | |
| 15 | BROOKS, Kelsey | g | 3-10 | 1-2 | 1-1 | 2 | 0 | 2 | 1 | 8 | 1 | 2 | 0 | 0 | 25 | |
| 33 | WOLFF, Melissa | g | 2-7 | 0-0 | 0-0 | 1 | 2 | 3 | 1 | 4 | 1 | 3 | 0 | 3 | 30 | |
| 14 | BOSTAD, McKinley | | 0-3 | 0-1 | 3-4 | 0 | 0 | 0 | 1 | 3 | 1 | 2 | 0 | 0 | 24 | |
| 25 | BAILEY, Joey | | 0-2 | 0-0 | 0-0 | 0 | 0 | 0 | 3 | 0 | 0 | 0 | 0 | 0 | 21 | |
| | Team | | | | | 3 | 0 | 3 | | | | | | | | |
| | Totals | | 22-54 | | 6-12 | 6-12 | 10 | 14 | 24 | 18 | 56 | 12 | 15 | 1 | 7 | 200 |

FG % 1st Half: 12-28 42.9% 2nd half: 10-26 38.5% Game: 22-54 40.7% Deadball Rebounds 3.1
 3FG % 1st Half: 3-7 42.9% 2nd half: 3-5 60.0% Game: 6-12 50.0%
 FT % 1st Half: 4-5 80.0% 2nd half: 2-7 28.6% Game: 6-12 50.0%

Officials: Mark Zentz, Denise Brooks, Gina Cross
 Technical fouls: #2/2 South Carolina-None. Arkansas-TEAM.
 Attendance: 1531
 Fouled out: Arkansas #42, Bowen (0:41.5)

| Score by periods | 1st | 2nd | Total |
|---------------------|-----|-----|-------|
| #2/2 South Carolina | 38 | 35 | 73 |
| Arkansas | 31 | 25 | 56 |

| Points | In | Off | 2nd | Fast | Bench |
|-----------|----|-----|-----|------|-------|
| Points SC | 30 | 13 | 9 | 8 | 34 |
| AR | 26 | 14 | 13 | 6 | 3 |

Last FG - SC 2nd-04:21, AR 2nd-02:49.
 Largest lead - SC by 19 2nd-03:57, AR None.

Score tied - 1 time.
 Lead changed - 0 times.



Official Basketball Box Score -- Game Totals -- Final Statistics
#6/6 Tennessee vs #2/2 South Carolina
 02/23/15 9 p.m. at Columbia, S.C./Colonial Life Arena



#6/6 Tennessee 66 • 23-4 (13-1 SEC)

| # | Player | Total | | 3-Ptr | | Rebounds | | | PF | TP | A | TO | Bk | Stl | Min | |
|----|------------------|--------|--------|--------|--------|----------|-----|-----|----|----|----|----|----|-----|-----|-----|
| | | FG-FGA | FT-FTA | FG-FGA | FT-FTA | Off | Def | Tot | | | | | | | | |
| 11 | Burdick, Cierra | f | 7-11 | 1-2 | 1-2 | 3 | 7 | 10 | 4 | 16 | 2 | 3 | 0 | 0 | 34 | |
| 12 | Graves, Bashaara | f | 8-17 | 0-0 | 4-5 | 3 | 4 | 7 | 3 | 20 | 1 | 1 | 0 | 0 | 36 | |
| 00 | Reynolds, Jordan | g | 4-10 | 0-2 | 2-2 | 1 | 0 | 1 | 2 | 10 | 3 | 2 | 0 | 0 | 33 | |
| 05 | Masngale, Ariel | g | 2-9 | 2-7 | 2-2 | 0 | 2 | 2 | 3 | 8 | 1 | 0 | 0 | 0 | 40 | |
| 14 | Carter, Andraya | g | 4-9 | 0-2 | 2-2 | 0 | 2 | 2 | 1 | 10 | 2 | 0 | 0 | 2 | 38 | |
| 01 | Moore, Nia | | 0-0 | 0-0 | 0-0 | 0 | 0 | 0 | 0 | 0 | 0 | 0 | 0 | 0 | 1 | |
| 33 | Nared, Jaime | | 1-4 | 0-0 | 0-1 | 1 | 4 | 5 | 1 | 2 | 1 | 0 | 0 | 1 | 16 | |
| 33 | Middleton, Alexa | | 0-0 | 0-0 | 0-0 | 0 | 1 | 1 | 0 | 0 | 0 | 0 | 0 | 0 | 2 | |
| | Team | | | | | 3 | 2 | 5 | | | | | | | | |
| | Totals | | 26-60 | | 3-13 | 11-14 | 11 | 22 | 33 | 14 | 66 | 10 | 6 | 1 | 2 | 200 |

FG % 1st Half: 13-31 41.9% 2nd half: 13-29 44.8% Game: 26-60 43.3% Deadball Rebounds 1.1
 3FG % 1st Half: 1-6 16.7% 2nd half: 2-7 28.6% Game: 3-13 23.1%
 FT % 1st Half: 6-9 66.7% 2nd half: 5-5 100.0% Game: 11-14 78.6%

#2/2 South Carolina 71 • 26-1 (14-0 SEC)

| # | Player | Total | | 3-Ptr | | Rebounds | | | PF | TP | A | TO | Bk | Stl | Min | |
|----|--------------------|--------|--------|--------|--------|----------|-----|-----|----|----|----|----|----|-----|-----|-----|
| | | FG-FGA | FT-FTA | FG-FGA | FT-FTA | Off | Def | Tot | | | | | | | | |
| 24 | WELCH, Aleighsa | f | 9-14 | 0-0 | 1-2 | 9 | 5 | 14 | 0 | 19 | 2 | 2 | 1 | 1 | 33 | |
| 31 | DOZIER, Asia | f | 2-6 | 1-4 | 2-2 | 1 | 2 | 3 | 1 | 7 | 1 | 0 | 0 | 1 | 24 | |
| 33 | IBIAM, Elem | c | 6-9 | 0-0 | 0-0 | 5 | 3 | 8 | 2 | 12 | 0 | 0 | 0 | 0 | 18 | |
| 05 | SESSIONS, Khadijah | g | 1-6 | 0-2 | 0-1 | 1 | 1 | 2 | 3 | 2 | 4 | 0 | 0 | 0 | 33 | |
| 25 | MITCHELL, Tiffany | g | 6-14 | 0-1 | 4-5 | 1 | 6 | 7 | 1 | 16 | 4 | 0 | 0 | 0 | 38 | |
| 01 | CUEVAS, Bianca | | 0-6 | 0-0 | 0-0 | 0 | 1 | 1 | 0 | 0 | 1 | 1 | 0 | 1 | 12 | |
| 22 | WILSON, A'ja | | 3-7 | 0-0 | 2-2 | 1 | 0 | 1 | 1 | 8 | 0 | 0 | 1 | 1 | 12 | |
| 23 | ROY, Tina | | 0-2 | 0-1 | 0-0 | 0 | 1 | 1 | 0 | 0 | 0 | 0 | 0 | 0 | 8 | |
| 41 | COATES, Alaina | | 3-6 | 0-0 | 1-2 | 3 | 3 | 6 | 4 | 7 | 1 | 2 | 1 | 1 | 22 | |
| | Team | | | | | 0 | 3 | 3 | | | | | | | | |
| | Totals | | 30-70 | | 1-8 | 10-14 | 21 | 25 | 46 | 12 | 71 | 13 | 5 | 3 | 5 | 200 |

FG % 1st Half: 17-38 44.7% 2nd half: 13-32 40.6% Game: 30-70 42.9% Deadball Rebounds 0
 3FG % 1st Half: 0-4 0.0% 2nd half: 1-4 25.0% Game: 1-8 12.5%
 FT % 1st Half: 2-4 50.0% 2nd half: 8-10 80.0% Game: 10-14 71.4%

Officials: Bryan Enterline, Sue Blauch, Roy Gulbeyan
 Technical fouls: #6/6 Tennessee-None. #2/2 South Carolina-None.
 Attendance: 14390

| Score by periods | 1st | 2nd | Total |
|---------------------|-----|-----|-------|
| #6/6 Tennessee | 33 | 33 | 66 |
| #2/2 South Carolina | 36 | 35 | 71 |



Official Basketball Box Score -- Game Totals -- Final Statistics
#2/2 South Carolina vs #13/15 Kentucky
 03/01/15 5:10 pm at Lexington, KY (Memorial Coliseum)



#2/2 South Carolina 56 • 27-2, 15-1

| # | Player | Total | | | 3-Ptr | | | Rebounds | | | PF | TP | A | TO | Blk | Stl | Min |
|----|--------------------|--------|--------|--------|--------|--------|--------|----------|-----|-----|----|----|----|----|-----|-----|-----|
| | | FG-FGA | FG-FGA | FT-FTA | FG-FGA | FG-FGA | FT-FTA | Off | Def | Tot | | | | | | | |
| 24 | WELCH, Aleighsa | f | 3-3 | 0-0 | 1-1 | 1 | 1 | 2 | 4 | 7 | 3 | 1 | 0 | 0 | 23 | | |
| 31 | DOZIER, Asia | f | 0-3 | 0-1 | 0-0 | 0 | 2 | 2 | 0 | 0 | 0 | 2 | 3 | 0 | 15 | | |
| 33 | IBIAM, Elem | c | 0-2 | 0-0 | 0-0 | 1 | 1 | 2 | 1 | 0 | 0 | 1 | 0 | 0 | 11 | | |
| 05 | SESSIONS, Khadijah | g | 1-5 | 0-2 | 0-0 | 1 | 0 | 1 | 2 | 2 | 1 | 5 | 0 | 1 | 19 | | |
| 25 | MITCHELL, Tiffany | g | 3-8 | 1-4 | 1-2 | 1 | 3 | 4 | 5 | 8 | 3 | 2 | 0 | 0 | 33 | | |
| 01 | CUEVAS, Bianca | | 1-4 | 1-3 | 1-2 | 1 | 1 | 2 | 5 | 4 | 0 | 1 | 1 | 1 | 9 | | |
| 02 | GAINES, Olivia | | 1-3 | 1-2 | 0-0 | 0 | 0 | 0 | 1 | 3 | 1 | 1 | 0 | 1 | 11 | | |
| 03 | DUCKETT, Kaydra | | 0-0 | 0-0 | 0-0 | 0 | 0 | 0 | 0 | 0 | 0 | 0 | 0 | 0 | 1 | | |
| 22 | WILSON, A'ja | | 7-16 | 0-1 | 2-7 | 5 | 14 | 19 | 4 | 16 | 1 | 5 | 6 | 1 | 33 | | |
| 23 | ROY, Tina | | 3-9 | 3-9 | 1-2 | 0 | 2 | 2 | 0 | 10 | 1 | 0 | 1 | 0 | 23 | | |
| 40 | WHITE, Jatarie | | 0-2 | 0-0 | 0-0 | 0 | 0 | 0 | 1 | 0 | 0 | 0 | 0 | 0 | 4 | | |
| 41 | COATES, Alaina | | 1-7 | 0-0 | 4-6 | 5 | 2 | 7 | 2 | 6 | 0 | 1 | 1 | 1 | 18 | | |
| | Team | | | | | 1 | 3 | 4 | | | | | | | | | |
| | Totals | | 20-62 | 6-22 | 10-20 | 16 | 29 | 45 | 25 | 56 | 10 | 20 | 12 | 5 | 200 | | |

FG % 1st Half: 9-31 29.0% 2nd half: 11-31 35.5% Game: 20-62 32.3% Deadball
 3FG % 1st Half: 2-9 22.2% 2nd half: 4-13 30.8% Game: 6-22 27.3% Rebounds
 FT % 1st Half: 2-4 50.0% 2nd half: 8-16 50.0% Game: 10-20 50.0%

#13/15 Kentucky 67 • 21-8, 10-6

| # | Player | Total | | | 3-Ptr | | | Rebounds | | | PF | TP | A | TO | Blk | Stl | Min |
|----|----------------------|--------|--------|--------|--------|--------|--------|----------|-----|-----|----|----|---|----|-----|-----|-----|
| | | FG-FGA | FG-FGA | FT-FTA | FG-FGA | FG-FGA | FT-FTA | Off | Def | Tot | | | | | | | |
| 12 | Sidney, Jelleah | f | 0-1 | 0-0 | 1-2 | 2 | 1 | 3 | 2 | 1 | 0 | 1 | 1 | 1 | 10 | | |
| 50 | Bishop, Azia | c | 3-9 | 0-0 | 5-6 | 4 | 5 | 9 | 4 | 11 | 1 | 2 | 2 | 1 | 25 | | |
| 00 | O'Neill, Jennifer | g | 4-9 | 0-2 | 7-8 | 0 | 8 | 8 | 4 | 15 | 3 | 3 | 0 | 2 | 29 | | |
| 13 | Goss, Bria | g | 2-10 | 0-4 | 2-2 | 0 | 2 | 2 | 3 | 6 | 2 | 1 | 0 | 2 | 37 | | |
| 25 | Epps, Makayla | g | 3-9 | 0-1 | 8-11 | 1 | 2 | 3 | 0 | 14 | 0 | 1 | 0 | 1 | 36 | | |
| 05 | Goodin-Rogers, Kyvin | | 2-6 | 2-4 | 3-4 | 1 | 2 | 3 | 0 | 9 | 0 | 1 | 0 | 1 | 19 | | |
| 15 | Harper, Linnae | | 3-10 | 0-1 | 1-2 | 2 | 6 | 8 | 1 | 7 | 0 | 0 | 0 | 1 | 23 | | |
| 24 | Coe, Jaycee | | 0-0 | 0-0 | 0-0 | 0 | 0 | 0 | 0 | 0 | 0 | 0 | 0 | 0 | 0+ | | |
| 35 | Jennings, Alexis | | 1-5 | 0-1 | 0-0 | 2 | 3 | 5 | 4 | 2 | 1 | 1 | 3 | 0 | 13 | | |
| 45 | Rice, Alyssa | | 1-1 | 0-0 | 0-0 | 0 | 0 | 0 | 2 | 2 | 0 | 1 | 0 | 0 | 8 | | |
| | Team | | | | | 3 | 1 | 4 | | | | | | | | | |
| | Totals | | 19-60 | 2-13 | 27-35 | 15 | 30 | 45 | 20 | 67 | 7 | 11 | 6 | 9 | 200 | | |

FG % 1st Half: 9-31 29.0% 2nd half: 10-29 34.5% Game: 19-60 31.7% Deadball
 3FG % 1st Half: 1-8 12.5% 2nd half: 1-5 20.0% Game: 2-13 15.4% Rebounds
 FT % 1st Half: 8-12 66.7% 2nd half: 19-23 82.6% Game: 27-35 77.1%

Officials: Jesse Dickerson, Mark Zentz, Jennifer Rezac
 Technical fouls: #2/2 South Carolina-None. #13/15 Kentucky-None.
 Attendance: 7560

| Score by periods | 1st | 2nd | Total |
|---------------------|-----|-----|-------|
| #2/2 South Carolina | 22 | 34 | 56 |
| #13/15 Kentucky | 27 | 40 | 67 |

| | Points | In Paint | Off T/O | 2nd Chance | Fast Break | Bench |
|----|--------|----------|---------|------------|------------|-------|
| SC | 24 | 7 | 14 | 0 | 39 | |
| UK | 24 | 19 | 15 | 8 | 20 | |

Last FG - SC 2nd-00:20, UK 2nd-01:45. Score tied - 3 times.
 Largest lead - SC by 6 1st-09:13, UK by 21 2nd-11:22. Lead changed - 4 times.



2014-15 South Carolina Basketball
South Carolina Season Schedule/Results & Leaders (as of Mar 03, 2015)
All games



| RECORD: | OVERALL | HOME | AWAY | NEUTRAL |
|----------------|----------------|-------------|-------------|----------------|
| ALL GAMES | 27-2 | 14-0 | 9-2 | 4-0 |
| CONFERENCE | 15-1 | 8-0 | 7-1 | 0-0 |
| NON-CONFERENCE | 12-1 | 6-0 | 2-1 | 4-0 |

| Date | Opponent | Score | Att. | High Points | High Rebounds |
|-------------|----------------------|--------------|-------------|--|--------------------------------------|
| 11/15/14 | SOUTHERN CAL | w 70-61 | 10057 | (18)COATES, Alaina (18)MITCHELL, Tiffany | (13)COATES, Alaina |
| 11/20/14 | CLEMSON | w 99-41 | 11012 | (18)WILSON, A'ja | (10)COATES, Alaina |
| 11/23/14 | SAN DIEGO STATE | w 89-38 | 10301 | (20)MITCHELL, Tiffany | (9)WILSON, A'ja |
| 11/27/14 | @vs Wisconsin | w 67-44 | 167 | (11)WILSON, A'ja | (9)COATES, Alaina |
| 11/28/14 | @vs #22/22 Syracuse | w 67-63 | 342 | (21)MITCHELL, Tiffany | (10)WILSON, A'ja |
| 12/01/14 | NC CENTRAL | w 90-26 | 8823 | (16)WILSON, A'ja | (8)WILSON, A'ja |
| 12/04/14 | CHARLOTTE | w 82-61 | 9629 | (17)WILSON, A'ja | (13)COATES, Alaina |
| 12/07/14 | at #9/8 Duke | w 51-50 | 6004 | (11)DOZIER, Asia | (10)COATES, Alaina |
| 12/14/14 | SAVANNAH STATE | w 111-49 | 9605 | (23)WILSON, A'ja | (10)COATES, Alaina |
| 12/17/14 | at Hampton | w 69-49 | 4000 | (20)MITCHELL, Tiffany | (13)COATES, Alaina |
| 12/20/14 | <vs Central Michigan | w 80-45 | 2858 | (18)MITCHELL, Tiffany | (12)IBIAM, Elem |
| 12/21/14 | <vs Liberty | w 84-44 | 2659 | (17)WILSON, A'ja | (10)WILSON, A'ja |
| 01/02/15 | *AUBURN | w 77-58 | 16465 | (12)WILSON, A'ja (12)WELCH, Aleighsa | (14)COATES, Alaina |
| 01/04/15 | *at LSU | w 75-51 | 3438 | (21)WILSON, A'ja | (13)WILSON, A'ja |
| 01/08/15 | *at Alabama | w 102-59 | 2454 | (20)COATES, Alaina | (5)WILSON, A'ja |
| 01/11/15 | *#10/11 KENTUCKY | w 68-60 | 17156 | (19)MITCHELL, Tiffany | (11)WELCH, Aleighsa |
| 01/15/15 | *at Mizzou | w 60-49 | 1440 | (19)MITCHELL, Tiffany | (14)WELCH, Aleighsa |
| 01/19/15 | *at Florida | w 77-42 | 1503 | (18)MITCHELL, Tiffany | (13)COATES, Alaina |
| 01/26/15 | *#12/10 TEXAS A&M | w 79-61 | 13546 | (18)WILSON, A'ja | (11)COATES, Alaina |
| 01/29/15 | *ALABAMA | w 85-54 | 11927 | (17)WILSON, A'ja | (10)COATES, Alaina |
| 02/01/15 | *at Ole Miss | w 77-59 | 1935 | (21)CUEVAS, Bianca | (10)COATES, Alaina |
| 02/05/15 | *at #22/21 Georgia | w 58-35 | 4896 | (16)CUEVAS, Bianca | (14)WELCH, Aleighsa |
| 02/09/15 | at #2/2 Connecticut | 62-87 L | 10167 | (17)MITCHELL, Tiffany (17)WELCH, Aleighsa | (11)WELCH, Aleighsa |
| 02/12/15 | *LSU | w 86-62 | 12342 | (26)WILSON, A'ja | (9)WELCH, Aleighsa |
| 02/15/15 | *VANDERBILT | w 89-59 | 15255 | (20)WILSON, A'ja (20)MITCHELL, Tiffany | (9)WELCH, Aleighsa |
| 02/19/15 | *at Arkansas | w 73-56 | 1531 | (15)MITCHELL, Tiffany | (11)COATES, Alaina |
| 02/23/15 | *#6/6 TENNESSEE | w 71-66 | 14390 | (19)WELCH, Aleighsa | (14)WELCH, Aleighsa |
| 02/26/15 | *#11/13 MISS. STATE | w 69-50 | 15047 | (16)MITCHELL, Tiffany | (7)WILSON, A'ja (7)COATES, Alaina |
| 03/01/15 | *at #13/15 Kentucky | 56-67 L | 7560 | (16)WILSON, A'ja | (19)WILSON, A'ja |

* = SEC game
 @ = Junkanoo Jam (Freeport, Bahamas)
 < = Subway Classic (Minneapolis)

| Attendance Summary | Games | Attend | Avg/Game |
|---------------------------|--------------|---------------|-----------------|
| Home | 14 | 175555 | 12540 |
| Away | 11 | 44928 | 4084 |
| Neutral | 4 | 6026 | 1506 |
| Total | 29 | 226509 | 7811 |



2014-15 South Carolina Basketball
South Carolina Points-Rebounds-Assists (as of Mar 01, 2015)
All games



| Opponent | Date | Score | | 00 | 01 | 02 | 03 | 05 | 15 | 22 |
|---------------------|----------|--------|---|------------|------------|------------|------------|------------|------------|------------|
| | | | | FARMER,IND | CUEVAS,BIA | GAINES,OLI | DUCKETT,KA | SESSIONS,K | DAVIS,TIFF | WILSON,A'J |
| SOUTHERN CAL | 11/15/14 | 70-61 | w | DNP | 0-1-0 | 0-0-0 | DNP | 6-2-2 | DNP | 4-5-1 |
| CLEMSON | 11/20/14 | 99-41 | w | 0-1-0 | 10-3-2 | 0-5-2 | 0-0-1 | 7-6-4 | 3-1-2 | 18-5-0 |
| SAN DIEGO STATE | 11/23/14 | 89-38 | w | 1-0-0 | 11-3-5 | 0-2-1 | DNP | 6-0-3 | 0-2-1 | 15-9-3 |
| vs Wisconsin | 11/27/14 | 67-44 | w | 0-0-0 | 2-1-1 | 0-1-3 | 0-0-0 | 2-4-2 | 2-0-0 | 11-6-1 |
| vs #22/22 Syracuse | 11/28/14 | 67-63 | w | DNP | 0-0-0 | 0-0-0 | DNP | 5-1-3 | DNP | 15-10-0 |
| NC CENTRAL | 12/01/14 | 90-26 | w | 0-2-0 | 4-1-5 | 4-1-0 | 2-1-0 | 4-4-8 | 0-1-1 | 16-8-1 |
| CHARLOTTE | 12/04/14 | 82-61 | w | 0-0-0 | 0-1-1 | 0-0-0 | 0-0-0 | 6-2-4 | DNP | 17-3-1 |
| at #9/8 Duke | 12/07/14 | 51-50 | w | DNP | 0-0-0 | 0-0-0 | DNP | 0-2-2 | DNP | 10-5-0 |
| SAVANNAH STATE | 12/14/14 | 111-49 | w | 1-2-0 | 9-1-0 | 2-4-1 | 2-4-1 | 4-2-4 | 3-1-1 | 23-6-1 |
| at Hampton | 12/17/14 | 69-49 | w | DNP | 12-1-1 | 0-0-0 | DNP | 2-3-5 | 0-1-0 | 12-6-1 |
| vs Central Michigan | 12/20/14 | 80-45 | w | 0-0-0 | 2-1-4 | 2-2-0 | 0-1-0 | 2-2-3 | 0-0-0 | 12-5-0 |
| vs Liberty | 12/21/14 | 84-44 | w | 0-0-0 | 6-1-3 | 2-1-3 | 0-0-0 | 0-1-1 | 0-1-0 | 17-10-1 |
| AUBURN | 01/02/15 | 77-58 | w | 0-1-0 | 10-0-1 | 3-1-1 | DNP | 3-3-4 | 0-0-0 | 12-10-1 |
| at LSU | 01/04/15 | 75-51 | w | 0-0-0 | 8-1-2 | 2-0-3 | 0-0-0 | 0-3-0 | 3-3-2 | 21-13-2 |
| at Alabama | 01/08/15 | 102-59 | w | 0-1-0 | 7-3-3 | 2-1-3 | 0-1-0 | 2-1-5 | 4-1-0 | 11-5-3 |
| #10/11 KENTUCKY | 01/11/15 | 68-60 | w | DNP | 2-0-0 | DNP | DNP | 12-5-2 | 0-0-0 | 8-9-1 |
| at Mizzou | 01/15/15 | 60-49 | w | DNP | 5-2-1 | 0-0-0 | DNP | 7-5-2 | DNP | 3-4-0 |
| at Florida | 01/19/15 | 77-42 | w | 2-0-0 | 11-2-4 | 1-2-1 | 0-0-0 | 0-3-2 | 3-2-0 | 16-9-0 |
| #12/10 TEXAS A&M | 01/26/15 | 79-61 | w | DNP | 4-2-1 | 0-0-0 | 0-0-0 | 4-2-2 | 2-2-0 | 18-9-1 |
| ALABAMA | 01/29/15 | 85-54 | w | DNP | 6-4-5 | 6-0-0 | 0-0-0 | 7-4-4 | DNP | 17-5-3 |
| at Ole Miss | 02/01/15 | 77-59 | w | 0-0-0 | 21-4-0 | 0-0-0 | 0-0-0 | 7-2-3 | DNP | 11-6-1 |
| at #22/21 Georgia | 02/05/15 | 58-35 | w | DNP | 16-4-2 | 2-1-1 | 0-1-0 | 1-3-2 | DNP | 4-5-0 |
| at #2/2 Connecticut | 02/09/15 | 62-87 | L | DNP | 2-0-1 | 0-1-0 | 0-1-0 | 8-1-1 | DNP | 10-6-2 |
| LSU | 02/12/15 | 86-62 | w | DNP | 8-2-0 | 0-0-1 | DNP | 12-0-2 | DNP | 26-8-0 |
| VANDERBILT | 02/15/15 | 89-59 | w | DNP | 4-3-5 | 0-3-1 | 0-1-0 | 3-2-3 | DNP | 20-5-2 |
| at Arkansas | 02/19/15 | 73-56 | w | DNP | 0-0-0 | 0-0-0 | DNP | 11-5-7 | DNP | 14-4-1 |
| #6/6 TENNESSEE | 02/23/15 | 71-66 | w | DNP | 0-1-1 | DNP | DNP | 2-2-4 | DNP | 8-1-0 |
| #11/13 MISS. STATE | 02/26/15 | 69-50 | w | DNP | 2-1-0 | 9-3-0 | DNP | 5-2-4 | DNP | 13-7-1 |
| at #13/15 Kentucky | 03/01/15 | 56-67 | L | DNP | 4-2-0 | 3-0-1 | 0-0-0 | 2-1-1 | DNP | 16-19-1 |

| Opponent | Date | Score | | 23 | 24 | 25 | 31 | 33 | 40 | 41 |
|---------------------|----------|--------|---|----------|------------|------------|------------|------------|------------|------------|
| | | | | ROY,TINA | WELCH,ALEI | MITCHELL,T | DOZIER,ASI | IBIAM,ELEM | WHITE,JATA | COATES,ALA |
| SOUTHERN CAL | 11/15/14 | 70-61 | w | 9-2-6 | 10-7-0 | 18-2-4 | 0-0-1 | 5-6-0 | 0-2-1 | 18-13-0 |
| CLEMSON | 11/20/14 | 99-41 | w | DNP | 17-3-3 | 15-0-5 | 3-1-4 | 3-3-0 | 11-5-0 | 12-10-2 |
| SAN DIEGO STATE | 11/23/14 | 89-38 | w | 5-3-2 | 6-3-3 | 20-2-3 | 5-0-4 | 4-2-0 | 6-6-0 | 10-5-0 |
| vs Wisconsin | 11/27/14 | 67-44 | w | 7-4-2 | 4-3-2 | 7-3-3 | 7-0-4 | 8-7-0 | 10-3-2 | 7-9-0 |
| vs #22/22 Syracuse | 11/28/14 | 67-63 | w | 12-2-5 | 11-5-3 | 21-8-3 | 3-0-1 | 0-3-2 | 0-0-0 | 0-1-0 |
| NC CENTRAL | 12/01/14 | 90-26 | w | 0-2-3 | 11-4-2 | 14-3-4 | 14-0-1 | 10-4-0 | 2-1-0 | 9-5-1 |
| CHARLOTTE | 12/04/14 | 82-61 | w | 9-1-3 | 10-9-3 | 9-1-2 | 0-0-3 | 16-3-1 | DNP | 15-13-3 |
| at #9/8 Duke | 12/07/14 | 51-50 | w | 0-1-0 | 8-8-1 | 7-3-4 | 11-0-0 | 8-5-1 | DNP | 7-10-0 |
| SAVANNAH STATE | 12/14/14 | 111-49 | w | 0-7-10 | 11-8-0 | 15-2-2 | 0-0-2 | 21-4-0 | DNP | 20-10-1 |
| at Hampton | 12/17/14 | 69-49 | w | 0-2-1 | 4-5-4 | 20-4-3 | 3-0-2 | 4-7-2 | DNP | 12-13-0 |
| vs Central Michigan | 12/20/14 | 80-45 | w | 2-2-4 | 12-3-2 | 18-4-2 | 4-1-3 | 10-12-1 | DNP | 16-10-2 |
| vs Liberty | 12/21/14 | 84-44 | w | 5-3-1 | 15-4-3 | 14-1-2 | 3-4-4 | 11-5-0 | DNP | 11-6-2 |
| AUBURN | 01/02/15 | 77-58 | w | 3-1-2 | 12-6-0 | 7-1-4 | 5-0-4 | 11-2-0 | DNP | 11-14-0 |
| at LSU | 01/04/15 | 75-51 | w | 6-1-4 | 6-5-1 | 17-4-2 | 3-0-1 | 2-4-1 | DNP | 7-4-0 |
| at Alabama | 01/08/15 | 102-59 | w | 11-2-1 | 10-2-1 | 16-1-3 | 15-2-2 | 4-3-0 | DNP | 20-3-1 |
| #10/11 KENTUCKY | 01/11/15 | 68-60 | w | 2-1-1 | 9-11-2 | 19-5-4 | 5-4-2 | 8-4-0 | 0-3-0 | 3-6-0 |
| at Mizzou | 01/15/15 | 60-49 | w | 0-1-1 | 8-14-1 | 19-6-1 | 3-3-0 | 0-3-0 | 0-2-0 | 15-7-0 |
| at Florida | 01/19/15 | 77-42 | w | 5-1-3 | 6-2-4 | 18-0-1 | 2-0-0 | 4-3-0 | 3-3-0 | 6-13-1 |
| #12/10 TEXAS A&M | 01/26/15 | 79-61 | w | 5-1-2 | 12-7-0 | 16-2-3 | 0-1-1 | 6-3-0 | DNP | 12-11-3 |
| ALABAMA | 01/29/15 | 85-54 | w | 5-1-1 | 8-1-1 | 11-4-2 | 5-1-3 | 6-4-0 | DNP | 14-10-1 |
| at Ole Miss | 02/01/15 | 77-59 | w | 1-1-1 | 6-5-2 | 11-5-1 | 0-1-2 | 10-1-1 | DNP | 10-10-1 |
| at #22/21 Georgia | 02/05/15 | 58-35 | w | 6-2-0 | 2-14-2 | 14-3-3 | 0-4-0 | 8-3-0 | 5-7-0 | DNP |
| at #2/2 Connecticut | 02/09/15 | 62-87 | L | 0-0-0 | 17-11-0 | 17-4-3 | 2-1-1 | 0-3-0 | 0-0-0 | 6-3-1 |
| LSU | 02/12/15 | 86-62 | w | 9-2-2 | 6-9-5 | 11-2-4 | 2-0-1 | 6-4-0 | 0-2-2 | 6-8-1 |
| VANDERBILT | 02/15/15 | 89-59 | w | 9-2-4 | 6-9-1 | 20-3-1 | 0-0-1 | 9-4-1 | 4-4-0 | 14-3-1 |
| at Arkansas | 02/19/15 | 73-56 | w | 6-2-2 | 2-3-3 | 15-0-2 | 9-2-1 | 2-3-0 | DNP | 14-11-0 |
| #6/6 TENNESSEE | 02/23/15 | 71-66 | w | 0-1-0 | 19-14-2 | 16-7-4 | 7-3-1 | 12-8-0 | DNP | 7-6-1 |
| #11/13 MISS. STATE | 02/26/15 | 69-50 | w | 0-0-1 | 4-6-1 | 16-4-2 | 4-1-1 | 6-1-0 | 0-0-0 | 10-7-1 |
| at #13/15 Kentucky | 03/01/15 | 56-67 | L | 10-2-1 | 7-2-3 | 8-4-3 | 0-2-0 | 0-2-0 | 0-0-0 | 6-7-0 |



2014-15 South Carolina Basketball
South Carolina Team Game-by-Game Comparison (as of Mar 01, 2015)
All games



| Opponent | 1st | 2nd | Score | Mar | Total FG | FG Pct | 3-Pointers | 3FG Pct | Free Throws | FT Pct | Rebounds | Assist | T/Over | Block | Steal | Fouls |
|--------------------|-------|-------|--------|------|-------------|-----------|------------|-----------|-------------|------------|----------|--------|--------|-------|-------|-------|
| SOUTHERN CAL | 27/24 | 43/37 | 70-61 | +9 | 23-50/21-63 | .460/.333 | 5-15/3-10 | .333/.300 | 19-27/16-20 | .704/.800 | 43/34 | 15/9 | 19/15 | 10/2 | 9/10 | 18/23 |
| CLEMSON | 45/21 | 54/20 | 99-41 | +58 | 38-72/17-53 | .528/.321 | 8-15/4-17 | .533/.235 | 15-22/3-6 | .682/.500 | 50/28 | 25/8 | 7/18 | 6/8 | 9/4 | 7/19 |
| SAN DIEGO STATE | 51/16 | 38/22 | 89-38 | +51 | 33-65/14-49 | .508/.286 | 9-19/6-14 | .474/.429 | 14-20/4-8 | .700/.500 | 40/33 | 25/8 | 10/29 | 1/2 | 18/7 | 7/19 |
| Wisconsin | 31/18 | 36/26 | 67-44 | +23 | 28-64/13-46 | .438/.283 | 3-12/4-11 | .250/.364 | 8-14/14-22 | .571/.636 | 41/34 | 20/10 | 10/19 | 7/1 | 12/1 | 16/16 |
| #22/22 Syracuse | 31/35 | 36/28 | 67-63 | +4 | 23-64/22-58 | .359/.379 | 9-28/7-23 | .346/.304 | 12-20/12-18 | .600/.667 | 35/50 | 17/15 | 5/16 | 4/1 | 4/3 | 19/21 |
| NC CENTRAL | 39/16 | 51/10 | 90-26 | +64 | 35-58/10-45 | .603/.222 | 5-13/2-10 | .385/.200 | 15-22/4-10 | .682/.400 | 40/23 | 26/2 | 13/28 | 8/1 | 2/17 | 11/22 |
| CHARLOTTE | 46/28 | 36/33 | 82-61 | +21 | 30-54/24-53 | .556/.453 | 4-13/3-8 | .308/.375 | 18-26/10-13 | .692/.769 | 37/20 | 21/16 | 15/18 | 7/3 | 7/9 | 14/23 |
| #9/8 Duke | 17/21 | 34/29 | 51-50 | +1 | 20-53/18-57 | .377/.316 | 3-12/4-19 | .250/.211 | 8-16/10-13 | .500/.769 | 36/44 | 8/8 | 18/22 | 5/8 | 12/8 | 15/16 |
| SAVANNAH STATE | 60/22 | 51/27 | 111-49 | +62 | 38-65/21-59 | .565/.356 | 1-8/1-14 | .125/.071 | 34-47/6-11 | .723/.545 | 56/21 | 23/8 | 12/20 | 6/2 | 1/18 | 12/31 |
| Hampton | 37/25 | 32/24 | 69-49 | +20 | 25-55/18-52 | .455/.346 | 9-19/5-17 | .474/.294 | 10-16/8-13 | .625/.615 | 48/21 | 19/8 | 18/10 | 7/1 | 2/5 | 19/18 |
| Central Michigan | 37/24 | 43/21 | 80-45 | +35 | 37-72/18-55 | .514/.305 | 3-17/2-12 | .176/.167 | 3-9/7-9 | .333/.778 | 48/36 | 21/7 | 16/23 | 6/1 | 14/6 | 7/12 |
| Liberty | 44/20 | 40/24 | 84-44 | +40 | 31-64/18-55 | .484/.327 | 5-11/2-12 | .455/.167 | 17-26/6-6 | .654/1.000 | 46/30 | 20/10 | 8/18 | 6/9 | 10/4 | 12/21 |
| AUBURN | 34/17 | 43/41 | 77-58 | +19 | 30-62/21-62 | .484/.339 | 3-11/4-14 | .273/.286 | 14-23/12-14 | .609/.857 | 42/34 | 17/8 | 18/16 | 6/6 | 8/11 | 16/26 |
| LSU | 37/22 | 38/29 | 75-51 | +24 | 27-53/22-64 | .509/.344 | 8-21/1-7 | .381/.143 | 13-18/6-16 | .722/.375 | 30/26 | 18/4 | 23/18 | 7/1 | 8/13 | 19/20 |
| Alabama | 48/30 | 54/29 | 102-59 | +43 | 37-58/19-51 | .638/.373 | 11-21/4-15 | .524/.267 | 17-20/17-22 | .850/.773 | 55/37 | 22/7 | 7/17 | 7/1 | 8/4 | 15/15 |
| #10/11 KENTUCKY | 35/38 | 33/22 | 68-60 | +8 | 23-68/22-67 | .338/.328 | 4-16/4-15 | .250/.267 | 18-26/12-14 | .692/.857 | 51/33 | 12/11 | 16/11 | 10/8 | 3/10 | 13/22 |
| Mizzou | 25/20 | 35/29 | 60-49 | +11 | 21-58/16-54 | .362/.296 | 4-17/7-22 | .235/.318 | 14-23/10-15 | .609/.667 | 42/35 | 6/6 | 14/14 | 5/0 | 5/7 | 18/24 |
| Florida | 40/17 | 37/25 | 77-42 | +35 | 32-54/19-70 | .593/.271 | 4-10/1-15 | .400/.067 | 9-14/3-4 | .643/.750 | 51/33 | 16/6 | 16/15 | 5/2 | 9/4 | 13/20 |
| #12/10 TEXAS A&M | 39/31 | 40/30 | 79-61 | +18 | 27-55/24-62 | .491/.387 | 1-4/3-8 | .250/.375 | 24-30/10-16 | .800/.625 | 43/29 | 13/11 | 16/16 | 7/3 | 9/8 | 20/22 |
| ALABAMA | 38/21 | 47/33 | 85-54 | +31 | 33-58/19-53 | .569/.358 | 2-13/6-18 | .154/.333 | 17-25/10-13 | .680/.769 | 37/22 | 20/10 | 19/21 | 6/1 | 12/9 | 16/22 |
| Ole Miss | 36/29 | 41/30 | 77-59 | +18 | 24-51/23-57 | .471/.404 | 4-9/5-20 | .444/.250 | 25-40/8-22 | .625/.364 | 40/36 | 12/10 | 10/16 | 5/0 | 7/7 | 17/32 |
| #22/21 Georgia | 30/14 | 28/21 | 58-35 | +23 | 22-57/12-58 | .386/.207 | 6-16/2-19 | .375/.105 | 8-18/9-15 | .444/.600 | 50/38 | 10/5 | 19/17 | 10/3 | 4/7 | 21/19 |
| #2/2 Connecticut | 31/47 | 31/40 | 62-87 | (25) | 26-66/31-56 | .394/.554 | 5-9/8-11 | .556/.727 | 5-10/17-23 | .500/.739 | 37/34 | 9/18 | 17/11 | 1/6 | 6/8 | 18/11 |
| LSU | 48/20 | 38/42 | 86-62 | +24 | 31-59/25-70 | .525/.357 | 7-12/1-7 | .583/.143 | 17-22/11-13 | .773/.846 | 39/36 | 18/13 | 21/20 | 6/4 | 12/12 | 13/19 |
| VANDERBILT | 46/27 | 43/32 | 89-59 | +30 | 31-65/25-52 | .477/.481 | 5-13/2-4 | .385/.500 | 22-26/7-13 | .846/.538 | 43/23 | 20/12 | 16/22 | 2/2 | 14/7 | 15/23 |
| Arkansas | 38/31 | 35/25 | 73-56 | +17 | 25-48/22-54 | .521/.407 | 7-17/6-12 | .412/.500 | 16-20/6-12 | .800/.500 | 34/24 | 16/12 | 18/15 | 1/1 | 9/7 | 16/18 |
| #6/6 TENNESSEE | 36/33 | 35/33 | 71-66 | +5 | 30-70/26-60 | .429/.433 | 1-8/3-13 | .125/.231 | 10-14/11-14 | .714/.766 | 46/33 | 13/10 | 5/6 | 3/1 | 5/2 | 12/14 |
| #1/1/3 MISS. STATE | 39/26 | 30/24 | 69-50 | +19 | 26-51/19-55 | .510/.345 | 1-6/7-23 | .167/.304 | 16-24/5-9 | .667/.556 | 36/30 | 11/14 | 16/20 | 5/4 | 12/6 | 15/22 |
| #13/15 Kentucky | 22/27 | 34/40 | 56-67 | (11) | 20-62/19-60 | .323/.317 | 6-22/2-13 | .273/.154 | 10-20/27-35 | .500/.771 | 45/45 | 10/7 | 20/11 | 12/6 | 5/9 | 25/20 |

Note: Game totals are displayed in the format TEAM/OPPONENT for each category



2014-15 South Carolina Basketball
South Carolina Combined Team Statistics (as of Mar 01, 2015)
All games



| RECORD: | OVERALL | HOME | AWAY | NEUTRAL |
|----------------|----------------|-------------|-------------|----------------|
| ALL GAMES | 27-2 | 14-0 | 9-2 | 4-0 |
| CONFERENCE | 15-1 | 8-0 | 7-1 | 0-0 |
| NON-CONFERENCE | 12-1 | 6-0 | 2-1 | 4-0 |

| # | Player | gp-gs | min | Total | | | 3-Point | | F-Throw | | Rebounds | | | | PF | | | STL | | | pts | avg |
|----------------|--------------------|-------|------|-------|----------|------|---------|------|---------|------|----------|-----|------|------|-----|----|-----|-----|-----|-----|------|------|
| | | | | avg | fg-fga | fg% | 3fg-fga | 3fg% | ft-fga | ft% | off | def | tot | avg | pf | dq | a | to | blk | stl | | |
| 25 | MITCHELL, Tiffany | 29-29 | 848 | 29.2 | 152-295 | .515 | 48-108 | .444 | 77-93 | .828 | 23 | 65 | 88 | 3.0 | 48 | 1 | 80 | 58 | 8 | 57 | 429 | 14.8 |
| 22 | WILSON, A'ja | 29-1 | 600 | 20.7 | 145-281 | .516 | 1-3 | .333 | 107-165 | .648 | 68 | 135 | 203 | 7.0 | 58 | 1 | 29 | 51 | 49 | 31 | 398 | 13.7 |
| 41 | COATES, Alaina | 28-5 | 581 | 20.8 | 100-190 | .526 | 0-0 | .000 | 98-139 | .705 | 83 | 145 | 228 | 8.1 | 48 | 0 | 23 | 39 | 43 | 16 | 298 | 10.6 |
| 24 | WELCH, Aleighsa | 29-29 | 738 | 25.4 | 118-206 | .573 | 0-1 | .000 | 23-57 | .404 | 83 | 100 | 183 | 6.3 | 49 | 2 | 55 | 50 | 32 | 13 | 259 | 8.9 |
| 33 | IBIAM, Elem | 29-29 | 499 | 17.2 | 79-139 | .568 | 0-0 | .000 | 36-48 | .750 | 44 | 72 | 116 | 4.0 | 64 | 1 | 10 | 34 | 26 | 7 | 194 | 6.7 |
| 01 | CUEVAS, Bianca | 29-0 | 434 | 15.0 | 59-162 | .364 | 15-60 | .250 | 33-43 | .767 | 13 | 32 | 45 | 1.6 | 39 | 1 | 48 | 45 | 4 | 37 | 166 | 5.7 |
| 23 | ROY, Tina | 28-0 | 425 | 15.2 | 45-112 | .402 | 35-87 | .402 | 2-4 | .500 | 6 | 44 | 50 | 1.8 | 17 | 0 | 63 | 30 | 4 | 7 | 127 | 4.5 |
| 05 | SESSIONS, Khadijah | 29-28 | 661 | 22.8 | 47-120 | .392 | 15-53 | .283 | 21-41 | .512 | 20 | 53 | 73 | 2.5 | 45 | 0 | 89 | 43 | 4 | 58 | 130 | 4.5 |
| 31 | DOZIER, Asia | 29-22 | 468 | 16.1 | 43-112 | .384 | 23-74 | .311 | 6-9 | .667 | 2 | 29 | 31 | 1.1 | 19 | 0 | 50 | 27 | 6 | 15 | 115 | 4.0 |
| 40 | WHITE, Jatarie | 15-0 | 157 | 10.5 | 17-46 | .370 | 0-0 | .000 | 7-12 | .583 | 13 | 25 | 38 | 2.5 | 17 | 0 | 5 | 12 | 3 | 4 | 41 | 2.7 |
| 15 | DAVIS, Tiffany | 14-0 | 77 | 5.5 | 5-13 | .385 | 4-11 | .364 | 6-9 | .667 | 4 | 11 | 15 | 1.1 | 5 | 0 | 7 | 9 | 0 | 0 | 20 | 1.4 |
| 02 | GAINES, Olivia | 27-2 | 233 | 8.6 | 15-41 | .366 | 2-5 | .400 | 6-8 | .750 | 11 | 17 | 28 | 1.0 | 24 | 0 | 22 | 12 | 0 | 16 | 38 | 1.4 |
| 00 | FARMER, India | 13-0 | 34 | 2.6 | 0-3 | .000 | 0-2 | .000 | 4-6 | .667 | 4 | 3 | 7 | 0.5 | 1 | 0 | 0 | 1 | 0 | 1 | 4 | 0.3 |
| 03 | DUCKETT, Kaydra | 17-0 | 45 | 2.6 | 1-11 | .091 | 0-1 | .000 | 2-4 | .500 | 4 | 6 | 10 | 0.6 | 4 | 0 | 2 | 1 | 2 | 3 | 4 | 0.2 |
| Team | | | | | | | | | | | 57 | 60 | 117 | | 1 | | 10 | | | | | |
| Total..... | | 29 | 5800 | | 826-1731 | .477 | 143-405 | .353 | 428-638 | .671 | 435 | 797 | 1232 | 42.5 | 439 | 6 | 483 | 422 | 181 | 265 | 2223 | 76.7 |
| Opponents..... | | 29 | 5800 | | 578-1654 | .349 | 109-403 | .270 | 281-419 | .671 | 341 | 583 | 924 | 31.9 | 590 | 17 | 273 | 502 | 88 | 203 | 1546 | 53.3 |

| TEAM STATISTICS | SC | OPP | Date | Opponent | Score | Att. |
|------------------------|-----------|------------|-------------|---------------------|--------------|-------------|
| SCORING | 2223 | 1546 | 11/15/14 | SOUTHERN CAL | w 70-61 | 10057 |
| Points per game | 76.7 | 53.3 | 11/20/14 | CLEMSON | w 99-41 | 11012 |
| Scoring margin | +23.3 | - | 11/23/14 | SAN DIEGO STATE | w 89-38 | 10301 |
| FIELD GOALS-ATT | 826-1731 | 578-1654 | @ 11/27/14 | vs Wisconsin | w 67-44 | 167 |
| Field goal pct | .477 | .349 | @ 11/28/14 | vs #22/22 Syracuse | w 67-63 | 342 |
| 3 POINT FG-ATT | 143-405 | 109-403 | 12/01/14 | NC CENTRAL | w 90-26 | 8823 |
| 3-point FG pct | .353 | .270 | 12/04/14 | CHARLOTTE | w 82-61 | 9629 |
| 3-pt FG made per game | 4.9 | 3.8 | 12/07/14 | at #9/8 Duke | w 51-50 | 6004 |
| FREE THROWS-ATT | 428-638 | 281-419 | 12/14/14 | SAVANNAH STATE | w 111-49 | 9605 |
| Free throw pct | .671 | .671 | 12/17/14 | at Hampton | w 69-49 | 4000 |
| F-Throws made per game | 14.8 | 9.7 | < 12/20/14 | vs Central Michigan | w 80-45 | 2858 |
| REBOUNDS | 1232 | 924 | < 12/21/14 | vs Liberty | w 84-44 | 2659 |
| Rebounds per game | 42.5 | 31.9 | * 01/02/15 | AUBURN | w 77-58 | 16465 |
| Rebounding margin | +10.6 | - | * 01/04/15 | at LSU | w 75-51 | 3438 |
| ASSISTS | 483 | 273 | * 01/08/15 | at Alabama | w 102-59 | 2454 |
| Assists per game | 16.7 | 9.4 | * 01/11/15 | #10/11 KENTUCKY | w 68-60 | 17156 |
| TURNOVERS | 422 | 502 | * 01/15/15 | at Mizzou | w 60-49 | 1440 |
| Turnovers per game | 14.6 | 17.3 | * 01/19/15 | at Florida | w 77-42 | 1503 |
| Turnover margin | +2.8 | - | * 01/26/15 | #12/10 TEXAS A&M | w 79-61 | 13546 |
| Assist/turnover ratio | 1.1 | 0.5 | * 01/29/15 | ALABAMA | w 85-54 | 11927 |
| STEALS | 265 | 203 | * 02/01/15 | at Ole Miss | w 77-59 | 1935 |
| Steals per game | 9.1 | 7.0 | * 02/05/15 | at #22/21 Georgia | w 58-35 | 4896 |
| BLOCKS | 181 | 88 | 02/09/15 | at #2/2 Connecticut | L 62-87 | 10167 |
| Blocks per game | 6.2 | 3.0 | * 02/12/15 | LSU | w 86-62 | 12342 |
| ATTENDANCE | 175555 | 50954 | * 02/15/15 | VANDERBILT | w 89-59 | 15255 |
| Home games-Avg/Game | 14-12540 | 11-4084 | * 02/19/15 | at Arkansas | w 73-56 | 1531 |
| Neutral site-Avg/Game | - | 4-1506 | * 02/23/15 | #6/6 TENNESSEE | w 71-66 | 14390 |
| | | | * 02/26/15 | #11/13 MISS. STATE | w 69-50 | 15047 |
| | | | * 03/01/15 | at #13/15 Kentucky | L 56-67 | 7560 |

| Score by Periods | 1st | 2nd | Totals |
|-------------------------|------------|------------|---------------|
| South Carolina | 1087 | 1136 | 2223 |
| Opponents | 720 | 826 | 1546 |

* = SEC game
 @ = Junkanoo Jam (Freeport, Bahamas)
 < = Subway Classic (Minneapolis)



2014-15 South Carolina Basketball
South Carolina Combined Team Statistics (as of Mar 01, 2015)
Conference games



| RECORD: | OVERALL | HOME | AWAY | NEUTRAL |
|----------------|----------------|-------------|-------------|----------------|
| ALL GAMES | 15-1 | 8-0 | 7-1 | 0-0 |
| CONFERENCE | 15-1 | 8-0 | 7-1 | 0-0 |
| NON-CONFERENCE | 0-0 | 0-0 | 0-0 | 0-0 |

| # | Player | gp-gs | min | avg | Total | | | 3-Point | | F-Throw | | Rebounds | | | | pf | dq | a | to | blk | stl | pts | avg | | | | | | | |
|----------------|--------------------|-------|------|------|---------|------|---------|---------|---------|---------|-----|----------|-----|------|-----|----|-----|-----|-----|-----|------|------|-----|--|---|--|--|--|--|--|
| | | | | | fg-fga | fg% | 3fg-fga | 3fg% | ft-fga | ft% | off | def | tot | avg | | | | | | | | | | | | | | | | |
| 25 | MITCHELL, Tiffany | 16-16 | 483 | 30.2 | 85-175 | .486 | 17-52 | .327 | 47-55 | .855 | 13 | 38 | 51 | 3.2 | 26 | 1 | 40 | 31 | 7 | 32 | 234 | 14.6 | | | | | | | | |
| 22 | WILSON, A'ja | 16-0 | 329 | 20.6 | 78-158 | .494 | 1-3 | .333 | 61-93 | .656 | 40 | 79 | 119 | 7.4 | 35 | 1 | 17 | 33 | 32 | 10 | 218 | 13.6 | | | | | | | | |
| 41 | COATES, Alaina | 15-0 | 315 | 21.0 | 49-94 | .521 | 0-0 | .000 | 57-77 | .740 | 46 | 74 | 120 | 8.0 | 33 | 0 | 11 | 25 | 25 | 12 | 155 | 10.3 | | | | | | | | |
| 24 | WELCH, Aleighsa | 16-16 | 408 | 25.5 | 57-98 | .582 | 0-0 | .000 | 9-28 | .321 | 43 | 67 | 110 | 6.9 | 29 | 1 | 29 | 29 | 18 | 6 | 123 | 7.7 | | | | | | | | |
| 01 | CUEVAS, Bianca | 16-0 | 249 | 15.6 | 36-98 | .367 | 8-29 | .276 | 28-35 | .800 | 10 | 21 | 31 | 1.9 | 21 | 1 | 25 | 31 | 2 | 18 | 108 | 6.8 | | | | | | | | |
| 33 | IBIAM, Elem | 16-16 | 264 | 16.5 | 38-70 | .543 | 0-0 | .000 | 18-19 | .947 | 16 | 36 | 52 | 3.3 | 39 | 1 | 3 | 18 | 11 | 4 | 94 | 5.9 | | | | | | | | |
| 23 | ROY, Tina | 16-0 | 237 | 14.8 | 27-61 | .443 | 22-51 | .431 | 2-4 | .500 | 2 | 19 | 21 | 1.3 | 8 | 0 | 26 | 17 | 2 | 2 | 78 | 4.9 | | | | | | | | |
| 05 | SESSIONS, Khadijah | 16-16 | 378 | 23.6 | 29-63 | .460 | 9-27 | .333 | 11-25 | .440 | 10 | 33 | 43 | 2.7 | 30 | 0 | 47 | 30 | 2 | 31 | 78 | 4.9 | | | | | | | | |
| 31 | DOZIER, Asia | 16-15 | 257 | 16.1 | 22-63 | .349 | 12-44 | .273 | 4-5 | .800 | 1 | 23 | 24 | 1.5 | 14 | 0 | 20 | 17 | 5 | 7 | 60 | 3.8 | | | | | | | | |
| 02 | GAINES, Olivia | 14-1 | 138 | 9.9 | 11-20 | .550 | 2-4 | .500 | 4-6 | .667 | 4 | 7 | 11 | 0.8 | 15 | 0 | 12 | 6 | 0 | 6 | 28 | 2.0 | | | | | | | | |
| 15 | DAVIS, Tiffany | 6-0 | 27 | 4.5 | 3-5 | .600 | 3-5 | .600 | 3-4 | .750 | 1 | 7 | 8 | 1.3 | 2 | 0 | 2 | 4 | 0 | 0 | 12 | 2.0 | | | | | | | | |
| 40 | WHITE, Jatarie | 8-0 | 81 | 10.1 | 4-18 | .222 | 0-0 | .000 | 4-8 | .500 | 8 | 13 | 21 | 2.6 | 10 | 0 | 2 | 9 | 3 | 1 | 12 | 1.5 | | | | | | | | |
| 00 | FARMER, India | 5-0 | 12 | 2.4 | 0-1 | .000 | 0-0 | .000 | 2-2 | 1.000 | 1 | 1 | 2 | 0.4 | 1 | 0 | 0 | 0 | 0 | 1 | 2 | 0.4 | | | | | | | | |
| 03 | DUCKETT, Kaydra | 9-0 | 22 | 2.4 | 0-5 | .000 | 0-1 | .000 | 0-2 | .000 | 1 | 2 | 3 | 0.3 | 1 | 0 | 0 | 0 | 0 | 0 | 0 | 0.0 | | | | | | | | |
| Team | | | | | | | | | | | 30 | 29 | 59 | | | | | | | | | | | | 4 | | | | | |
| Total..... | | 16 | 3200 | | 439-929 | .473 | 74-216 | .343 | 250-363 | .689 | 226 | 449 | 675 | 42.2 | 264 | 5 | 234 | 254 | 107 | 130 | 1202 | 75.1 | | | | | | | | |
| Opponents..... | | 16 | 3200 | | 333-949 | .351 | 58-225 | .258 | 164-247 | .664 | 200 | 316 | 516 | 32.2 | 338 | 12 | 146 | 255 | 43 | 123 | 888 | 55.5 | | | | | | | | |

| TEAM STATISTICS | SC | OPP | Date | Opponent | Score | Att. |
|------------------------|-----------|------------|--------------------------------------|--------------------|--------------|-------------|
| SCORING | 1202 | 888 | * 01/02/15 | AUBURN | w 77-58 | 16465 |
| Points per game | 75.1 | 55.5 | * 01/04/15 | at LSU | w 75-51 | 3438 |
| Scoring margin | +19.6 | - | * 01/08/15 | at Alabama | w 102-59 | 2454 |
| FIELD GOALS-ATT | 439-929 | 333-949 | * 01/11/15 | #10/11 KENTUCKY | w 68-60 | 17156 |
| Field goal pct | .473 | .351 | * 01/15/15 | at Mizzou | w 60-49 | 1440 |
| 3 POINT FG-ATT | 74-216 | 58-225 | * 01/19/15 | at Florida | w 77-42 | 1503 |
| 3-point FG pct | .343 | .258 | * 01/26/15 | #12/10 TEXAS A&M | w 79-61 | 13546 |
| 3-pt FG made per game | 4.6 | 3.6 | * 01/29/15 | ALABAMA | w 85-54 | 11927 |
| FREE THROWS-ATT | 250-363 | 164-247 | * 02/01/15 | at Ole Miss | w 77-59 | 1935 |
| Free throw pct | .689 | .664 | * 02/05/15 | at #22/21 Georgia | w 58-35 | 4896 |
| F-Throws made per game | 15.6 | 10.3 | * 02/12/15 | LSU | w 86-62 | 12342 |
| REBOUNDS | 675 | 516 | * 02/15/15 | VANDERBILT | w 89-59 | 15255 |
| Rebounds per game | 42.2 | 32.2 | * 02/19/15 | at Arkansas | w 73-56 | 1531 |
| Rebounding margin | +9.9 | - | * 02/23/15 | #6/6 TENNESSEE | w 71-66 | 14390 |
| ASSISTS | 234 | 146 | * 02/26/15 | #11/13 MISS. STATE | w 69-50 | 15047 |
| Assists per game | 14.6 | 9.1 | * 03/01/15 | at #13/15 Kentucky | L 56-67 | 7560 |
| TURNOVERS | 254 | 255 | * = SEC game | | | |
| Turnovers per game | 15.9 | 15.9 | @ = Junkanoo Jam (Freeport, Bahamas) | | | |
| Turnover margin | +0.1 | - | < = Subway Classic (Minneapolis) | | | |
| Assist/turnover ratio | 0.9 | 0.6 | | | | |
| STEALS | 130 | 123 | | | | |
| Steals per game | 8.1 | 7.7 | | | | |
| BLOCKS | 107 | 43 | | | | |
| Blocks per game | 6.7 | 2.7 | | | | |
| ATTENDANCE | 116128 | 24757 | | | | |
| Home games-Avg/Game | 8-14516 | 8-3095 | | | | |
| Neutral site-Avg/Game | - | 0-0 | | | | |

| Score by Periods | 1st | 2nd | Totals |
|-------------------------|------------|------------|---------------|
| South Carolina | 591 | 611 | 1202 |
| Opponents | 403 | 485 | 888 |