



SOUTH CAROLINA MEN'S BASKETBALL



OPENING TIP

GAME 17
Date: Saturday, Jan. 18, 2014
Tipoff: 4:30 p.m. ET
Location: Columbia, S.C.
Arena: Colonial Life Arena (18,000)
Series: Series is tied at 15-15 (South Carolina is 10-1 in Columbia)
Last Meeting: South Carolina win, 63-62, on Feb. 20, 2013, in Columbia, S.C.
Broadcast: FSN/ESPN3/WatchESPN
Talent: Dave Neal (pxp), Larry Conley (analyst)
Radio: Gamecock Radio Network/107.5 The Game in Columbia
Sirius: 113; **XM:** 199
Talent: Andy Demetra (pxp), Casey Manning (analyst)
Tickets: www.GamecocksOnline.com
Live Stats: www.GamecocksOnline.com

2013-14 SCHEDULE

DATE	OPPONENT (TV)	TIME/RESULT
N. 3	USC Aiken (exhib.)	W, 84-72
N. 9	Longwood	W, 82-44
N. 12	at No. 23/25 Baylor \$ (ESPN)	L, 66-64
N. 17	at Clemson (ESPN3)	L, 71-57
N. 24	FIU (SPSO/FSCR)	W, 84-72
D. 6	at No. 9/11 Oklahoma State ! (ESPNU)	L, 79-52
D. 17	Manhattan	L, 86-68
D. 19	USC Upstate (SPSO/FSCR)	L, 74-68
D. 22	vs. Saint Mary's % (ESPNU)	W, 78-71
D. 23	Boise State % (ESPN2)	L, 80-54
D. 25	Akron % (ESPN2)	W, 69-59
D. 28	Akron (ESPN)	W, 78-45
D. 30	Marshall (CSS)	W, 92-65
J. 3	SC State (SPSO/FSCR)	W, 82-75
J. 8	at No. 10/11 Florida* (CSS)	L, 74-58
J. 11	LSU* (SECTV)	L, 71-68
J. 15	at Texas A&M* (SECTV)	L, 75-67
J. 18	Ole Miss* (FSN)	4:30 p.m.
J. 22	at Georgia* (SECTV)	8 p.m.
J. 25	at Missouri* (SECTV)	4 p.m.
J. 29	Texas A&M* (ESPN3)	7 p.m.
F. 1	at Ole Miss* (SECTV)	1:30 p.m.
F. 5	Auburn* (ESPN3)	7:30 p.m.
F. 8	at Tennessee* (ESPNU)	3 p.m.
F. 12	Vanderbilt* (SECTV)	8 p.m.
F. 15	Alabama* (SECTV)	4 p.m.
F. 19	at Arkansas* (CSS)	9 p.m.
F. 22	Georgia* (SECTV)	1:30 p.m.
F. 26	at Auburn* (FSN)	9 p.m.
M. 1	Kentucky* (ESPN2)	6 p.m.
M. 4	Florida* (ESPNU)	7 p.m.
M. 8	at Mississippi State* (SECTV)	4 p.m.
M.	at SEC Tournament (Atlanta, Ga.)	TBA

All home games in **bold** | All times listed Eastern
 * indicates SEC contest | + indicates exhibition | **SPSO/FSCR** - SportSouth/Fox Sports Carolinas | **SECTV**-SEC TV | **CSS**- CharterSports SE | **FSN** - Fox Sports | **\$** - ESPN College Hoops Marathon (Waco, Texas) | **!** - Big 12/SEC Challenge (Stillwater, Okla.) | **%** - Hawaiian Airlines Diamond Head Classic (Honolulu, HI.)



SOUTH CAROLINA
GAMECOCKS
(7-9, 0-3 SEC)

- VS -

OLE MISS
REBELS
(11-5, 2-1 SEC)



Ranking: AP/Coaches (-/-)
Head Coach: Frank Martin
Record at SC: 21-27 (2nd)
Career Rec.: 138-81 (7th)
vs. Miss.: 1-1
SID: Emily Feeny

Stat Leaders (per game):
Points: Thornwell/Williams (11.3)
Rebounds: Kacinas (5.2)
Assists: Johnson (3.4)
Blocks: Carrera (1.0)
Steals: Thornwell (1.0)

Ranking: AP/Coaches (-/-)
Head Coach: Andy Kennedy
Record at UM: 163-92 (8th)
Career Rec.: 184-105 (9th)
vs. SC: 3-5
SID: Daniel Snowden

Stat Leaders (per game):
Points: Henderson (19.2)
Rebounds: Jones (7.3)
Assists: Summers (3.5)
Blocks: Jones (2.6)
Steals: Millinghaus (1.3)

PROBABLE STARTERS

South Carolina	Ht.	Wt.	Yr.	Hometown	PPG	RPG	MPG
G - #0 Sindarius Thornwell	6-5	206	Fr.	Lancaster, S.C.	11.3	3.5	25.9
G - #1 Brenton Williams	5-11	172	Sr.	Kissimmee, Fla.	11.3	1.9	23.9
G - #10 Duane Notice	6-2	221	Fr.	Woodbridge, Ontario	6.7	2.3	20.9
F - #21 Demetrius Henry	6-9	215	Fr.	Miami, Fla.	6.1	4.4	21.2
F - #25 Mindaugas Kacinas	6-7	210	So.	Klaipeda, Lithuania	5.7	5.2	24.0

Ole Miss	Ht.	Wt.	Yr.	Hometown	PPG	RPG	MPG
G - #10 LaDarius White	6-6	211	Jr.	McComb, Miss.	7.7	3.3	22.8
G - #22 Marshall Henderson	6-2	177	Sr.	Hurst, Texas	19.2	1.7	27.9
G - #32 Jarvis Summers	6-3	186	Jr.	Jackson, Miss.	18.0	2.7	29.3
F - #34 Aaron Jones	6-9	220	Jr.	Gautier, Miss.	7.1	7.3	28.9
F - #13 Anthony Perez	6-9	213	So.	Cumana, Venezuela	4.5	2.5	15.3

TODAY'S GAME

South Carolina returns to Colonial Life Arena on Saturday to host Ole Miss for the Carolina Basketball Legends Weekend contest. The game will tip at 4:30 p.m. ET on FSN. The meeting marks the 31st all-time between the two schools, and the 12th in Columbia. South Carolina won last season's lone meeting between the two schools, a 63-62 thriller in at Colonial Life Arena.



CAROLINA BASKETBALL LEGENDS WEEKEND COMMEMORATING FRANK MCGUIRE

Several Gamecock legends from numerous decades are slated to attend the 2014 Legends Weekend (#Legends2014) in Columbia, including several McGuire-era greats. Among those are All-American and Naismith Hall of Fame inductee Alex English, All-American's Zam Fredrick, Kevin Joyce and Brian Winters, All-ACC honorees Gary Gregor and Jack Thompson and 14-year NBA veteran and South Carolina Top 10 scorer Mike Dunleavy. The weekend festivities will begin when Greene Street between Assembly and Gadsden Streets is topped as "McGuire Way on Friday evening." McGuire-era legends will sign autographs on the concourse from 3:15-3:45 p.m., on Saturday, and all legends in attendance will be honored pre-game in a ceremony that will begin at approximately 4 p.m. The football team will also be recognized at halftime, with head coach Steve Spurrier set to address the crowd.










CAROLINA QUICK HITS

- South Carolina is in its 106th season of basketball.
- The Gamecocks are led by Frank Martin in his second year. Matt Figger is the associate head coach, and Perry Clark and Lamont Evans are assistant coaches. Andy Assaley is in his second year as the director of operations for the Gamecocks.
- The Gamecocks are in their 23rd season of competition in the Southeastern Conference in 2014. Carolina owns a 133-224 (.372) all-time record in SEC play.
- Frank Martin owns a 54-49 (.524) all-time record in conference play.
- Saturday's contest at Colonial Life Arena will feature a matchup of the top two 3-point field goal percentage teams in the SEC, as Ole Miss ranks first in the category (38.5%) in overall games and the Gamecocks second (36.4%).
- Last season vs. Ole Miss, the Gamecocks held Rebel 3-point ace Marshall Henderson to just 11 points on 4-of-17 shooting from the field, which at the time was nearly nine points less than his SEC leading 19.7 points per game.
- It was announced on Thursday that junior guard Tyrone Johnson suffered a right foot fracture in Wednesday night's game at Texas A&M, which will require surgery. Johnson is out indefinitely. The Plainfield, N.J., native has played in 16 contests this season for Carolina, averaging 11.2 points and a team best 3.4 assists per game. He tallied 11 double-



SOUTH CAROLINA GAMECOCKS

OVERALL: 7-9; SEC: 0-3; HOME: 5-3; AWAY: 0-5; NEUTRAL: 2-1

0		SINDARIUS THORNWELL - Fr. - G - 6-5 - 206 - Lancaster, S.C. <u>MIN</u> <u>PTS</u> <u>RBS</u> <u>AST</u> <u>FG%</u> <u>3FG%</u> <u>FT%</u> 25.9 11.3 3.5 1.7 39.4 36.8 69.2	<ul style="list-style-type: none"> Season high 25 points vs. LSU, 2 assists, 1 block, 1 steal Named SEC Freshman of the Week on Monday, 17.5 ppg last week Played just 21 minutes, mainly in the first half, at Texas A&M due to foul trouble 10.2 points per game, 4-of-9 from 3-point range, over the last 5 games
1		BRENTON WILLIAMS - Sr. - G - 5-11 - 172 - Kissimmee, Fla. <u>MIN</u> <u>PTS</u> <u>RBS</u> <u>AST</u> <u>FG%</u> <u>3FG%</u> <u>FT%</u> 23.9 11.3 1.9 1.4 40.7 39.2 97.5	<ul style="list-style-type: none"> Averaging 14.4 points, on 45.1% shooting overall in last 5 games Holds South Carolina record for consecutive free throws made with 50, missed first free throw since Feb. 28, 2013, vs. LSU on Jan. 11 Team high 14 points, in 36 minutes played, at Texas A&M
4		TYRONE JOHNSON - Jr. - G - 6-3 - 194 - Plainfield, N.J. <u>MIN</u> <u>PTS</u> <u>RBS</u> <u>AST</u> <u>FG%</u> <u>3FG%</u> <u>FT%</u> 26.9 11.2 2.9 3.4 39.1 42.1 75.3	<ul style="list-style-type: none"> 17 points in win vs. SC State, 5-of-7 from foul line/3-of-5 from line in final 5 min. Scored 15 points vs. LSU off bench/6th game this season with 15+ points Suffered right foot fracture at Texas A&M, which required surgery. Johnson will be out indefinitely.
5		JAYLEN SHAW - Fr. - G - 6-0 - 182 - Hartsville, S.C. <u>MIN</u> <u>PTS</u> <u>RBS</u> <u>AST</u> <u>FG%</u> <u>3FG%</u> <u>FT%</u> 9.6 3.1 0.5 1.4 48.3 47.1 84.6	<ul style="list-style-type: none"> Burst onto the scene, scoring 16 points off the bench, hitting 6-of-10 attempts overall and 4-of-7 from 3-point range in win vs. FIU; also five assists in 26 minutes played Solid vs. Ok State, 4-of-5 from field, three 3s, team high 13 points
10		DUANE NOTICE - Fr. - G - 6-2 - 221 - Woodbridge, Ontario <u>MIN</u> <u>PTS</u> <u>RBS</u> <u>AST</u> <u>FG%</u> <u>3FG%</u> <u>FT%</u> 20.9 6.7 2.3 2.9 44.3 36.0 70.0	<ul style="list-style-type: none"> Hit season high in each game in Hawaii, 11 vs. Saint Mary's, 13 vs. Boise State and a team high 15 vs. Akron/shot 59.3 percent (16-27) for the tournament 4.6 assists per game over the course of the last 5 games 12 points, 5 assists against just one turnover at A&M; also 1 block, 1 steal
12		AUSTIN CONSTABLE - So. - G - 5-11 - 180 - West Chester, Pa. <u>MIN</u> <u>PTS</u> <u>RBS</u> <u>AST</u> <u>FG%</u> <u>3FG%</u> <u>FT%</u> 2.0 0.0 0.0 0.0 0.0 0.0 0.0	<ul style="list-style-type: none"> Walk-on guard who saw limited action last season as a freshman 1,000-point scorer during high school career at Henderson High School Saw action late vs. Akron on Dec. 28 and vs. Marshall
14		LAIMONAS CHATKEVICIUS - So. - F - 6-11 - 250 - Klaipeda, Lithuania <u>MIN</u> <u>PTS</u> <u>RBS</u> <u>BLK</u> <u>FG%</u> <u>3FG%</u> <u>FT%</u> 9.8 3.7 3.2 0.5 60.5 0.0 50.0	<ul style="list-style-type: none"> Six point, six rebounds and one steal in 12 min. vs. Upstate Career high 12 points in win vs. Saint Mary's, including 11 pts in 2nd half Scored 8 points and four rebounds in 10 minutes at Texas A&M
15		REGGIE THEUS JR. - Fr. - F - 6-6 - 210 - Los Angeles, Calif. <u>MIN</u> <u>PTS</u> <u>RBS</u> <u>AST</u> <u>FG%</u> <u>3FG%</u> <u>FT%</u> 2.4 0.7 0.7 0.1 33.3 0.0 25.0	<ul style="list-style-type: none"> Son of Reggie Theus, current coach at Cal State Northridge, and former NBA All-Star Scored first points of career vs. Boise State 3 points and 3 rebounds in win vs. Marshall
20		JUSTIN MCKIE - Fr. - G - 6-4 - 195 - Columbia, S.C. <u>MIN</u> <u>PTS</u> <u>RBS</u> <u>BLK</u> <u>FG%</u> <u>3FG%</u> <u>FT%</u> 4.1 1.1 1.1 0.0 33.3 20.0 50.0	<ul style="list-style-type: none"> Son of Gamecock great BJ McKie 3 points and four rebounds vs. Marshall Played a season high 11 minutes at A&M, scoring five points, collecting three rebounds and a steal
21		DEMETRIUS HENRY - Fr. - F - 6-9 - 215 - Miami, Fla. <u>MIN</u> <u>PTS</u> <u>RBS</u> <u>BLK</u> <u>FG%</u> <u>3FG%</u> <u>FT%</u> 21.2 6.1 4.4 0.7 48.0 0.0 19.0	<ul style="list-style-type: none"> Foul trouble vs. Marshall, 12 points in 14 minutes hitting 6-of-7 from floor First-career double-double vs. SC State, 10 points, 11 rebounds 2 fouls in first 2 min 20 seconds vs. LSU, played just 5 min. due to fouls Four points, two rebounds and two assists at Texas A&M
23		BRUCE ELLINGTON - Sr. - G - 5-9 - 196 - Moncks Corner, S.C. <u>MIN</u> <u>PTS</u> <u>RBS</u> <u>AST</u> <u>FG%</u> <u>3FG%</u> <u>FT%</u> 23.0 5.7 1.3 1.7 28.6 23.1 1.000	<ul style="list-style-type: none"> Declared for the NFL Draft and will not complete his senior season with the Gamecock basketball team. 80 career games played, 66 starts.. Scored 893 points for an 11.3 points per game average.. Averaged 3.0 assists, 2.7 rebounds and 1.0 steals in 30.4 minutes per game.
24		MICHAEL CARRERA - So. - F - 6-5 - 212 - Anzoátegui, Venezuela <u>MIN</u> <u>PTS</u> <u>RBS</u> <u>BLK</u> <u>FG%</u> <u>3FG%</u> <u>FT%</u> 17.3 6.7 4.1 1.0 46.1 26.7 67.5	<ul style="list-style-type: none"> 13 points and seven rebounds vs. Akron on Dec. 28 8 points and career high 4 blocks in win vs. Marshall Scored five points, with two blocks and two steals vs. LSU 7 points and career high 4 steals in 11 minutes at Texas A&M
25		MINDAUGAS KACINAS - So. - F - 6-7 - 210 - Klaipeda, Lithuania <u>MIN</u> <u>PTS</u> <u>RBS</u> <u>BLK</u> <u>FG%</u> <u>3FG%</u> <u>FT%</u> 24.0 5.7 5.2 0.5 54.2 0.0 62.8	<ul style="list-style-type: none"> First double-double of the season with 13 points, 12 rebounds at Clemson 11 points, 5-of-5 from free throw line, vs. Akron on Dec. 28 4 points, 5 rebounds and two assists vs. Marshall Pulled down 9 rebounds in win vs. SC State
32		DESMOND RINGER - Fr. - F - 6-9 - 255 - McDonough, Ga. <u>MIN</u> <u>PTS</u> <u>RBS</u> <u>BLK</u> <u>FG%</u> <u>3FG%</u> <u>FT%</u> 12.8 3.1 2.6 0.2 44.4 0.0 58.6	<ul style="list-style-type: none"> Season and team high 7 rebounds vs. Marshall 7 points, four rebounds at Florida 2 points, five rebounds vs. LSU Solid at A&M, season high 9 points, matched season high 7 rebs./2 assists
35		BRIAN STEELE - So. - F - 6-5 - 200 - Greenville, S.C. <u>MIN</u> <u>PTS</u> <u>RBS</u> <u>AST</u> <u>FG%</u> <u>3FG%</u> <u>FT%</u> 6.0 0.5 0.2 0.2 20.0 33.3 0.0	<ul style="list-style-type: none"> Hit first 3 of the season vs. Boise State Fouled out of Marshall contest, but played extremely tough, dishing one assist Did not dress for the game at Texas A&M after getting hit in the eye at pre-game shoot around.

INTERVIEW POLICIES

All interview requests must be made in advance to SID Emily Feeney in the South Carolina Media Relations Office. Beginning with the start of practice in October, Feeney will release a weekly coach and student-athlete availability schedule to media on Mondays.

Post-Game Interview Policy: After each home game, the visiting coach will address the media first, followed by South Carolina student-athletes then South Carolina head coach Frank Martin. (Depending on deadline, this may be altered on a game-by-game basis).

Road Interview Policy: Interviews with Coach Martin while on the road will be scheduled according to the home post-game media procedure. No student-athlete interviews are allowed until after the game once the team leaves Columbia.

All interviews are to be coordinated through the Media Relations Office. This allows the staff to arrange the interview when it best suits the student-athlete's and the reporter's schedules. Please contact the Media Relations Office in advance to make your interview requests. Media are not permitted to contact student-athletes on their own at any time.

All interviews will take place at the designated media interview site for that day as listed in the weekly availability schedule or in the Media Relations Office.

Dormitory, apartment and cell phone numbers for student-athletes will not be provided to the media. Should you need to conduct a telephone interview with a student-athlete, a call will be placed to you from the student-athlete at a mutually agreeable time.

SOUTH CAROLINA MEDIA RELATIONS



Emily Feeney, primary contact
Associate Director
cell: 803-727-3284
e-mail: efeeney@mailbox.sc.edu
Twitter: @EmilyFeeneySID

Website: www.GamecocksOnline.com

Facebook: www.Facebook.com/gamecocksonline

Twitter: @GamecockMBB

STAT COMPARISON

	SC	OLE MISS
Record	7-9	11-5
Conference Record	0-3	2-1
Current Streak	L3	W1
Scoring Avg.	70.1	78.9
Opponent Scoring Avg.	69.2	71.8
Scoring Margin	+0.9	+7.1
Field Goal %	.435	.432
Opponent Field Goal %	.426	.405
3-Point Field Goal %	.364	.385
Opponent 3-Point Field Goal %	.301	.340
3-Point Field Goal Made PG	4.9	8.4
3-Point Field Goal Attempts PG	13.5	21.8
Free Throw %	.689	.686
Opponent Free Throw %	.683	.650
Rebounding Avg.	35.4	38.6
Opponent Rebounding Avg.	32.1	40.5
Rebounding Margin	+3.3	-1.9
Turnovers Avg.	14.3	11.9
Opponent Turnover Avg.	13.8	14.6
Assists Avg.	13.1	13.9
Blocks Avg.	3.6	6.9
Steals Avg.	6.1	7.8

WEEKLY MEDIA AVAILABILITY (JAN 12-18)

SUNDAY Jan. 12	MONDAY Jan. 13	TUESDAY Jan. 14	WEDNESDAY Jan. 15	THURSDAY Jan. 16	FRIDAY Jan. 17	SATURDAY Jan. 18
No availability	No availability SEC Teleconference SC at 11:14 a.m.	Martin Press Conference Noon CLAMedia Rm.	at Texas A&M L, 75-67	No availability Frank Martin Carolina Calls 7 p.m. ET	Carolina Legends Weekend 5:30 p.m./CLA	vs. Ole Miss 4:30 p.m. ET FSN

* All practices are closed • please contact SID Emily Feeney for all media requests

A SOUTH CAROLINA WIN WOULD ...

- Snap a three-game losing streak for the Gamecocks, which matches the longest winless streak for Carolina this season.
- Be Carolina's second-straight win over Ole Miss, the first time the Gamecocks would win back-to-back matchups vs. the Rebels since the 2008, 2009 campaigns.

■ The Gamecocks fell to 0-3 in conference play on Wednesday evening with a 75-67 loss at Texas A&M. The Gamecocks led by as many as 11 in the opening half, but the Aggies out-scored Carolina 37-28 in the second half en route to the victory. Foul trouble once again plagued Carolina, with several players' minutes limited due to fouls, especially early in the second half. Senior guard Brenton Williams led the team with 14 points, his eighth-straight double-digit scoring game, while freshman guard Duane Notice added 12 points and five assists.

■ The Gamecocks suffered a 71-68 decision to visiting LSU in the SEC home opener last Saturday at Colonial Life Arena. The Gamecocks put together a 9-0 run late in the second half after trailing by as many as 14, but LSU was able to hold on for the victory. Freshman guard Sindarius Thornwell scored a season high 25 points on 9-of-13 shooting from the field and a 6-of-9 mark from the free throw line. Thornwell's 25-point effort marked the first time a Gamecock freshman has tallied 25 points in an SEC contest. He tallied 13 points in the first half alone. The Tigers out-rebounded the Gamecocks 42-32, the second-largest margin this season for a Carolina opponent in the category.

■ For his play last week vs. 10th-ranked Florida and LSU, Thornwell was named the SEC Freshman of the Week on Monday. He averaged 17.5 points and 4.5 rebounds, hitting 66.7 percent from the field in the two games. It is the first-career weekly honor for Thornwell.

■ In overall games, South Carolina ranks fifth in the SEC in free throw percentage (68.9), second in 3-point field goal percentage (36.4), fifth in 3-point field goal percentage defense (31st in the country) (30.1) and tied with Ole Miss for fourth in offensive rebounds per game (13.0).

■ South Carolina suffered a 74-58 loss on the road to 10th-ranked Florida in the SEC opener for both schools on Jan. 8. The Gamecocks were unable to find the basket until the middle of the first half, and the Gators used a 14-1 run to open the contest to open up a 13-point lead at the half. South Carolina responded during the second 20 minutes of action, hitting 54.5% (12-22) from the field in the half, but Florida scored 40 points in the paint, compared to 16 from the Gamecocks and closed the 16-point victory. Junior guard Ty Johnson led the Gamecocks off the bench with 12 points, his third-straight game leading Carolina in point production off the bench. Senior guard Brenton Williams, a Kissimmee, Fla., native posted his sixth-straight double-figure scoring contest with 10 points.

■ Entering Saturday's contest vs. Ole Miss, South Carolina's strength of schedule ranks 33rd in the country according to CBSSports.com and 24th according to ESPN.com.

■ South Carolina posted an 82-75 win over SC State last Friday in the final non-conference contest of the regular season for the Gamecocks. Four scored in double figures led by Williams' 19 points, while Johnson added 17, Notice 13 and rookie forward Demetrius Henry earned his first double-double of the year with 10 points and a game-high 11 rebounds.

■ South Carolina posted a 92-65 victory over visiting Marshall on Dec. 30, behind team-highs of 18 points from both Williams and Johnson. The 92 points scored by Carolina were the most this season, and the most since scoring 91 last season in a victory over Jacksonville on Dec. 7, 2012. The Gamecocks shot 51.5 percent (34-66) in the contest, while holding the Thundering Herd to just 37.8 percent (17-45) from the field.

■ Williams set a new South Carolina record for consecutive free throws made when he hit his lone attempt from the line for one of his 18 points vs. Marshall. Williams hit 50 straight free throws dating back to last season to hold the record. He missed his first free throw attempt of the season on Jan. 11 vs. LSU. He broke a record held by John Roche since the 1969-70 campaign.

■ Carolina earned third place at the Diamond Head Classic with victories over Saint Mary's and Akron.

■ Notice out-scored his own season high in each successive game in Hawaii. He began tournament play with 11 points vs. Saint Mary's, before posting 13 against Boise State and 15 against Akron. For the tournament, Notice hit 59.3 percent (16-27) from the field, averaging 2.7 rebounds and 1.7 assists per game.

■ South Carolina snapped a three-game losing streak when it earned an impressive 78-71 win over Saint Mary's on Dec. 22 in the opening round of the Hawaiian Airlines Diamond Head Classic in Honolulu. Four Gamecocks scored in double-figures, led by Johnson's 16 points. Freshman guard Sindarius Thornwell added 13, Notice netted a then-season high 11 and sophomore forward Laimonas Chatkevicius posted a career high 12, including 11 in the second half.

■ The Gamecocks shot 58.3 percent (28-48) from the field vs. Saint Mary's, the best percentage for Carolina this season, and the best percentage from the floor since hitting 57.7 percent last season in a win vs. Arkansas on Jan. 26, 2013.

■ The Gamecocks will hold a young roster this season, welcoming seven freshmen to Columbia in forwards Demetrius Henry, Desmond Ringer, Reggie Theus Jr., and guards Duane Notice, Justin McKie, Jaylen Shaw and Sindarius Thornwell. Transfer guard Ty Johnson joined the program last January via Villanova.

■ Johnson received word prior to the Nov. 9 season opener that he had been granted a waiver from the NCAA allowing him to compete effective immediately. Johnson has been eligible to practice since he transferred to South Carolina from Villanova in January 2013.

► ASSOCIATED PRESS TOP 25

Jan. 13, 2014

Rk.	Team	Record	Pts.
1	Arizona (61)	17-0	1,621
2	Syracuse (4)	16-0	1,560
3	Wisconsin	16-0	1,482
4	Michigan State	15-1	1,442
5	Wichita State	17-0	1,300
6	Villanova	15-1	1,289
7	Florida	13-2	1,205
8	Iowa State	14-1	1,048
9	Oklahoma State	14-2	1,046
10	San Diego State	14-1	1,020
11	Ohio State	15-2	979
12	Baylor	13-2	952
13	Kentucky	12-3	912
14	Iowa	14-3	831
15	Kansas	11-4	686
16	Massachusetts	14-1	579
17	Memphis	12-3	536
18	Louisville	14-3	525
19	Cincinnati	15-2	405
20	Creighton	14-2	329
21	Colorado	14-3	328
22	Pittsburgh	15-1	299
23	Duke	12-4	193
24	Saint Louis	15-2	148
25	Oklahoma	13-3	103
25	UCLA	13-3	103

Others receiving votes: Missouri 42, Oregon 39, Connecticut 35, Kansas State 25, Gonzaga 17, Michigan 11, California 10, Virginia 6, Louisiana Tech 5, Xavier 3, Illinois 3, New Mexico 3, Harvard 3, George Washington 2

Dropped from rankings: Oregon 17, Missouri 21, Gonzaga 22, Illinois 23, Kansas State 25

► ESPN/USA TODAY TOP 25

Jan. 13, 2014

Rk.	Team	Record	Pts.
1	Arizona (30)	17-0	798
2	Syracuse (1)	16-0	766
3	Wisconsin	16-0	724
4	Michigan State (1)	15-1	718
5	Wichita State	17-0	666
6	Villanova	15-1	598
7	Florida	13-2	573
8	Oklahoma State	14-2	517
9	Ohio State	15-2	516
10	Iowa State	14-1	495
11	San Diego State	14-1	481
12	Kentucky	12-3	424
13	Baylor	13-2	413
14	Louisville	14-3	393
15	Massachusetts	14-1	330
16	Iowa	14-3	297
17	Memphis	12-3	274
18	Kansas	11-4	272
19	Creighton	14-2	216
20	Duke	12-4	163
21	Pittsburgh	15-1	144
22	Colorado	14-3	103
23	Cincinnati	15-2	87
24	Gonzaga	14-3	82
25	UCLA	13-3	74

Others receiving votes: Saint Louis 68, Oregon 51, Missouri 43, Oklahoma 39, Kansas State 15, Michigan 9, New Mexico 9, California 9, Connecticut 8, George Washington 6, Harvard 6, Southern Miss 5, Virginia 4, Virginia Commonwealth 2, Xavier 2

Dropped from rankings: Oregon 13, Missouri 21



SOUTHEASTERN CONFERENCE STANDINGS

As of Jan. 17

Team	Conference	Overall
Florida	3-0	14-2
Texas A&M	3-0	12-4
Alabama	2-1	8-8
Georgia	2-1	8-7
Kentucky	2-1	12-4
Ole Miss	2-1	11-5
Tennessee	2-1	11-5
Arkansas	1-2	12-4
LSU	1-2	10-5
Mississippi State	1-2	11-5
Missouri	1-2	13-3
Vanderbilt	1-2	9-6
Auburn	0-3	8-6
South Carolina	0-3	7-9

COACHES TELECONFERENCE

The weekly SEC men's basketball coaches teleconference will be held every Monday beginning Monday, Jan. 6 through Monday, March 10. The 14 Southeastern Conference men's head basketball coaches will be featured from 10:00 -11:38 a.m. (CT).

Media representatives wishing to participate in the teleconference should contact the SEC Media Relations Department for further details. Each coach will appear on the teleconference for seven minutes, according to the following schedule:

ORDER OF APPEARANCE

(All Times Eastern)

11:00 a.m.	Kevin Stallings, Vanderbilt
11:07 a.m.	Billy Donovan, Florida
11:14 a.m.	Frank Martin, South Carolina
11:21 a.m.	Mark Fox, Georgia
11:28 a.m.	Johnny Jones, LSU
11:35 a.m.	John Calipari, Kentucky
11:42 a.m.	Cuonzo Martin, Tennessee
11:49 a.m.	Mike Anderson, Arkansas
11:56 a.m.	Anthony Grant, Alabama
12:03 a.m.	Tony Barbee, Auburn
12:10 a.m.	Andy Kennedy, Ole Miss
12:17 a.m.	Rick Ray, Miss. State
12:24 a.m.	Frank Haith, Missouri
12:31 a.m.	Billy Kennedy, Texas A&M

In addition, the SEC men's basketball teams who make it to postseason will be on a teleconference on Monday, March 17 beginning at 11:00 a.m. ET.

All SEC basketball teleconferences can be listened to on the internet at www.secsports.com shortly after the conclusion of the teleconference

SOUTH CAROLINA BENCH PRODUCTION

GAME	SC-OPP	DIFF.	SC HIGH BENCH SCORER
Longwood	30-18	+12	Williams, 14
@Baylor	17-36	-19	Williams, 12
@Clemson	18-34	-16	Carrera, 9
FIU	32-18	+14	Shaw/Williams, 16
@Okla. St.	20-19	+1	Shaw, 13
Manhattan	21-24	-3	Carrera, 10
USC Upstate	21-26	-5	Williams, 8
vs. Saint Mary's	26-5	+21	Chatkevicius, 12
vs. Boise State	29-27	+2	Williams, 14
vs. Akron	26-25	+1	Johnson/Carrera, 10
Akron	24-33	-9	Carrera, 13
Marshall	42-21	+21	Johnson, 18
SC State	29-30	-1	Johnson, 17
@Florida	22-15	+7	Johnson, 12
LSU	28-30	-2	Johnson, 15
@Texas A&M	29-35	-6	Ringer, 9
Ole Miss			
@Georgia			
@Missouri			
Texas A&M			
@Ole Miss			
Auburn			
@Tennessee			
Vanderbilt			
Alabama			
@Arkansas			
Georgia			
@Auburn			
Kentucky			
Florida			
@Miss. St.			
SEC Tourney			
NCAA Tourney			

SPECIALTY STATS

(PP) points in paint; (OT) points off turnovers; (2nd) second chance points; (FB) fast break points

(South Carolina-Opponent)

GAME	PP	OT	2ND	FB
Longwood	36-18	19-9	11-10	14-0
@Baylor	22-20	19-4	5-16	2-0
@Clemson	40-26	10-13	15-8	4-4
FIU	34-32	13-11	10-8	21-10
@Okla. St.	16-32	11-33	9-19	9-10
Manhattan	34-32	21-22	11-15	6-12
USC Upstate	26-34	19-14	11-10	14-12
vs. Saint Mary's	40-28	15-10	8-4	0-0
vs. Boise State	22-40	2-20	7-8	0-0
vs. Akron	46-28	20-10	8-11	0-0
Akron	36-14	23-5	18-8	7-2
Marshall	54-28	21-12	18-4	16-6
SC State	26-40	10-15	13-20	6-10
@Florida	16-40	13-22	3-2	5-20
LSU	26-24	13-19	6-10	8-2
@Texas A&M	28-26	10-18	15-12	4-8
Ole Miss				
@Georgia				
@Missouri				
Texas A&M				
@Ole Miss				
Auburn				
@Tennessee				
Vanderbilt				
Alabama				
@Arkansas				
Georgia				
@Auburn				
Kentucky				
Florida				
@Miss. St.				
SEC Tourney				
NCAA Tourney				
SC Total	502	239	168	116
SC Average	31.4	14.9	10.5	7.3
Opp Total	462	237	165	96
Opp Average	28.9	14.8	10.3	6.0

UNIVERSITY INFORMATION

Location Columbia, S.C.
 Founded 1801
 Enrollment 31,288
 Nickname Gamecocks
 Colors Garnet (PMS 202) and Black
 National Affiliation NCAA Division I
 Conference Southeastern (SEC)
 Athletics Web Address www.GamecocksOnline.com
 University Web Address www.sc.edu
 President Dr. Harris Pastides
 NCAA Representative Dr. Zach Kelehear
 Athletics Director Ray Tanner
 Basketball Administrator/Chief Operating Officer Kevin O'Connell

BASKETBALL STAFF/INFORMATION

Head Coach Frank Martin
 Alma Mater Florida International, '93
 Record At South Carolina/Seasons 21-27 (.437), 2nd Season
 Overall Record/Seasons 138-81 (.630), 7th season
 Assoc. Head Coach/Recruiting Coord. . Matt Figger (Eastern Kentucky, '95)
 Assistant Coach Perry Clark (Gettysburg, '74)
 Assistant Coach Lamont Evans (Kansas State, '09)
 Director of Basketball Operations Andy Assaley (Cincinnati, '96)
 Strength & Conditioning Scott Greenawalt (Muskingum College, '98)
 Athletic Trainer Mark Rodger (Buffalo, '01)
 Video Coordinator Dylan Lockwood (Cazenovia, '05)
 Grad. Student Mgr./Student-Athlete Dev. Doug Edwards (Florida State, '07)
 Associate Media Relations Director Emily Feeney (Ball State, '03)
 Home Arena Colonial Life Arena
 Capacity 18,000
 Arena General Manager Lexi Boone
 Press Row Phone Number 803-777-6182
 Team Twitter Account: @GamecockMBB
 Coach Martin Twitter Account: @FrankMartin_SC

BASKETBALL HISTORY

First Year of Basketball 1908
 All-Time Record 1,318-1,174-1 (.529)
 Overall Postseason Record 25-18
 NCAA Tournament Appearances 1971, 1972, 1973, 1974, 1989, 1997,
 1998, 2004
 NCAA Tournament Record 4-9
 Last NCAA Tournament Appearance 2004, L vs. Memphis, 59-43
 NIT Appearances 1969, 1975, 1978, 1983, 1991, 1996,
 2001, 2002, 2005, 2006, 2009
 NIT Record 21-9
 NIT Champion 2005, 2006
 Last NIT Appearance 2009, L vs. Davidson, 70-63
 Conference Championships/Titles/SoCon Regular Season (1927, 1933, 1934,
 1945); SoCon Tournament Champion (1933); ACC Regular Season (1970);
 ACC Champion (1971); SEC Regular Season (1997); SEC East Division Co-
 Champions (2009)

TEAM INFORMATION

2012-13 Record 14-18
 Southeastern Conference Record/Finish 4-14/12th
 Postseason None
 Letterwinners Returning/Lost 7/6
 Starters Returning/Lost 3/2
**based on final game starters from 2012-13 season*
 Newcomers 8
 Roster Breakdown 7 freshmen, 5 sophomores, 2 juniors, 2 seniors



HEAD COACH FRANK MARTIN

COACHING CAREER

KANSAS STATE (2007-12)

2007-08	21-12	NCAA, 2nd Round
2008-09	22-12	NIT, 2nd Round
2009-10	29-8	NCAA, Elite Eight
2010-11	23-11	NCAA, 3rd Round
2011-12	22-11	NCAA, 3rd Round
5 years	117-54 (.684)	7-5 postseason record

SOUTH CAROLINA (2012-PRESENT)

2012-13	14-18	-
2013-14	7-9	-
2nd year	21-27 (.437)	
Career Total	138-81 (.630)	



COACHING

EXPERIENCE

29th season

COLLEGE EXPERIENCE

14th season

COLLEGE HEAD COACH EXPERIENCE

7th season

HIRE DATE AT CAROLINA

March 27, 2012

PERSONAL

HOMETOWN

Miami, Fla.

ALMA MATER

Florida International, 1993 (B.A. Physical Education)

FAMILY

Wife, Anya

Children, Brandon, Amalia and Christian

COACHING RESUME

HIGH SCHOOL

Miami Senior High, 1985-93

Varsity Boys' Assistant Coach

Junior Varsity Boys' Head Coach

North Miami High, Head Coach, 1993-95

Miami Senior High, Head Coach, 1995-98

B.T. Washington High, Head Coach, 1999-2000

COLLEGE ASSISTANT COACH

Northeastern, 2000-04

Cincinnati, 2004-06

Kansas State, 2006-07

COLLEGE HEAD COACH

Kansas State, 2007-12

South Carolina, 2012-present

SCOUTING OLE MISS

Ole Miss enters Saturday's matchup with an 11-5 overall record, which includes a 2-1 mark in SEC games with home victories over Auburn and LSU ... The Rebels' lone loss in league play this season came in a 76-72 decision at Mississippi State last weekend ... The squad is led by head coach Andy Kennedy in his eighth season in Oxford ... Ole Miss won the 2013 SEC Tournament and defeated Wisconsin in the NCAA Tournament, but just missed a chance at the Sweet 16 with a loss to La Salle ... Senior guard Marshall Henderson paces the team and ranks second in the SEC with 19.2 points per game ... Henderson averages 39.3 percent from 3-point range and hits 4.5 3s per outing ... The Rebels have blocked 111 shots this season already, an average of 6.9 per outing which leads the SEC and ranks fourth in the nation ... Junior forward Aaron Jones ranks third in the league and is tied for 35th in the country in blocks per game (2.6) ... Ole Miss has quality wins this season over Georgia Tech and Penn State, both at the Barclays Center Classic in New York in late November.

AMONG FRESHMEN IN THE SEC ...

Sindarius Thornwell ranks sixth in scoring (11.3) and sixth in steals (1.0) ... Demetrius Henry ranks eighth in rebounding (4.4) ... Duane Notice ranks fifth in assists (2.9) and 14th in scoring (6.7).

OLE MISS SERIES

The all-time series between the Rebels and Gamecocks is tied at 15-15, but Carolina holds a commanding 10-1 upperhand in games played in Columbia. The Rebels' lone win in Columbia came during the 2001 campaign. Below is a breakdown of the last 10 meetings between the two schools:

MISSISSIPPI (15-15)

H: 10-1; A: 1-10; N: 4-4

M. 10, 2005	N	52-53		L
J. 11, 2006	A	63-68		L
F. 24, 2007	H	76-63	W	
F. 2, 2008	A	80-77	W	
J. 24, 2009	H	82-71	W	
J. 20, 2010	A	57-66		L
F. 22, 2011	H	79-73	W	
M. 10, 2011	N	55-66		L
J. 28, 2012	A	62-66		L
F. 20, 2013	H	63-62	W	

BY THE NUMBERS

9/7 - Freshman forward Desmond Ringer scored a season high nine points, and matched a season high with a team best seven rebounds in 28 minutes played at Texas A&M on Wednesday. In the first eight games of the season, Ringer averaged 2.1 points and 1.3 rebounds per outing, but in the last eight games, the McDonough, Ga., native is averaging 4.0 points and 4.0 rebounds per contest.

5 - With several players in foul trouble early in the second half vs. A&M, Gamecock head coach Frank Martin turned to his bench for significant playing time. Rookie forward Justin McKie was bright in his season

high 11 minutes played vs. the Aggies, scoring five points and pulling down three rebounds. He hit his first 3 of the season in the contest.

8-straight - Senior guard Brenton Williams has posted double figures in eight-straight contests entering Saturday's matchup vs. Ole Miss. Over the course of those eight games, he is averaging 15.3 points, 2.0 rebounds, 1.5 assists and has hit 43.2 percent from the field and 44.7 from 3-point range.

5 - Freshman guard Duane Notice dished five assists vs. Texas A&M, the fourth time in the last six games that he has posted at least five assists in a contest. He is averaging 8.2 points, 2.5 rebounds and 4.8 assists per game over the course of the last six games.

TREND SETTING

Gamecock trends under Frank Martin ...

■ South Carolina is 14-11 when posting at least six made 3s in a game.

- South Carolina has hit a season high eight 3s on three occasions this season, most recently vs. Akron on Dec. 28.

■ South Carolina is 15-9 when scoring more points in the paint than its opponent.

- South Carolina posted a season high 54 points in the paint vs. Marshall on Dec. 30

■ South Carolina is 16-12 when holding its opponents to under 45 percent from the field.

- Longwood managed to hit just 22.8% of its attempts.

■ South Carolina is 16-13 when out-rebounding its opponent.

- The Gamecocks out-rebounded each of their opponents at the Diamond Head Classic by an average of 3.3 rebounds per game.

UP NEXT

South Carolina makes the trip to Athens to face the Georgia Bulldogs on Wednesday. Game time is set for 8 p.m. ET, with the contest set to be televised on SEC TV.

ELLINGTON DECLARES FOR DRAFT

University of South Carolina senior guard Bruce Ellington, also a junior wide receiver for the Gamecock football team, has declared for the NFL Draft, it was announced on Friday, Jan. 3. Ellington, who graduated in December, will begin preparing for the draft and will not complete his final season with the men's basketball team. Ellington concludes his career on the hardwood for the Garnet and Black with 80 career games played and 66 starts. He scored 893 points for an 11.3 points per game average. The Moncks Corner, S.C., native averaged 3.0 assists, 2.7 rebounds and 1.0 steals in 30.4 minutes per game. Ellington posted 39 double-figure scoring games in his career, including eight 20-point games and one 30-point effort, a career high 31 points at Furman during his freshman season of 2010-11.

SEC TOURNAMENT

Fresh off hosting the 2013 Final Four, the Georgia Dome will be the site for the 2014 SEC Tournament, March 12-16 in Atlanta. The Georgia Dome first hosted the tourney in 1995 and the 2014 event will mark the 11th time the venue has hosted the league's postseason tournament. The winner of the 13-game tournament receives the SEC's automatic bid to the NCAA Tournament. The tournament seeds are determined by the 18-game conference schedule during the regular season. Teams are seeded 1-14 based on their regular-season conference finish.

MARTIN'S STAFF BOASTS OVER 90 YEARS OF EXPERIENCE AT THE COLLEGE LEVEL

South Carolina head coach Frank Martin has a very experienced staff with him on the sideline this season. Perry Clark joins the team as an assistant coach with over 30 years of college coaching experience, including stops as the head coach at Tulane, Miami (Fla.) and Texas A&M-Corpus Christi. Former assistant Matt Figger was promoted to associate head coach during the offseason, and Lamont Evans returns for his second season as an assistant on Martin's staff in Columbia.

GAMECOCKS SIGN STROMAN AND BLANTON DURING FALL SIGNING PERIOD

University of South Carolina head men's basketball coach Frank Martin announced on Nov. 19 the signing of Marcus Stroman (G - 6-2 - 170 - Columbia, S.C./Keenan High School) and TeMarcus Blanton (G - 6-4 - 185 - Locust Grove, Georgia/Luella High School) to National Letters of Intent. The duo will join the Gamecocks for the 2014-15 campaign and both will have four years of eligibility beginning next fall. Below are brief comments from Coach Martin on each signee.

Martin on Blanton

"I'm extremely excited about TeMarcus Blanton. He is a 6-5 wing that is ultra-competitive on both ends of the floor. He fits exactly the kind of guard that we want to build our program around. He's a slasher, a defender and an athletic finisher that loves every opportunity that he gets to compete."

Martin on Stroman

"Marcus is a consummate point guard. He understands the position at his age as well as, if not better, than most. Every time I watch him play, I leave games thinking that the four guys with him are better than they actually are, because he is so good at making others look good. He is an ultra-competitive, hometown kid, who grew up a Gamecock fan, and we are extremely excited to have him become part of our program."

GAMECOCKS TO COMPETE IN 2014 CHARLESTON CLASSIC

The Charleston Classic presented by Gildan announced six of the eight-team field for the 2014 tournament to be held Thursday, Friday and Sunday, Nov. 20, 21 and 23, at TD Arena in Charleston, S.C. South Carolina will compete in the event for the second time, and for the first time since the 2009 campaign. The other participating teams announced are Akron, Cornell, Miami (Fla.), Penn State and Southern California. The final two teams will be announced at a later date. During the 2009 event, the Gamecocks defeated La Salle in the tournament's opening round, earned a win over USF to advance to the finals, and lost to Miami in the championship game. The 2014 Charleston Classic will feature a bracket format with 12 games over three days. Each team will compete in one game per day, advancing through the bracket. The two teams that remain undefeated throughout will face off in a championship game on the final day of competition.

LAST TIME VS. OLE MISS

**GAME 26 - SOUTH CAROLINA 63, OLE MISS 62
FEB. 20, 2013/COLONIAL LIFE ARENA**

COLUMBIA, S.C. - Junior guard Eric Smith hit a go-ahead 3-pointer with 27 seconds remaining and freshman forward Laimonas Chatkevicius blocked the final Ole Miss shot to give South Carolina (13-13, 3-10 SEC) a 63-62 conference win over Ole Miss (19-7, 8-5 SEC) at Colonial Life Arena on Wednesday night.

Freshman forward Michael Carrera notched his fifth double-double of the season with 13 points and 13 rebounds, both were team-highs. In addition to hitting his first collegiate game-winner, Smith scored 12 and dished out five assists; both were highs in conference play this season. Junior guard Bruce Ellington had nine points on the night and Chatkevicius added seven points and seven boards. The Gamecocks only registered just 10 turnovers in the game, matching a season-low. Senior forward Murphy Holloway scored a game-high 19 points and had 13 rebounds. Junior guard Marshall Henderson, the SEC's leading scorer with 19.7 points per game, tallied 11 in the contest. Freshman guard Derrick Millinghaus also scored 11 on the night.

South Carolina shot 40 percent for the game, going 26-of-65 from the floor, including an 8-of-19 (42%) performance from behind the arc. Ole Miss shot 37.5% on 24-of-64 shooting. The visitors connected on eight of their 24 3-point attempts. The Rebels failed to connect on their last seven shots of the game. The Gamecocks attempted a season-low eight free throws, connecting on three shots. The Rebels attempted just nine shots from the line, converting six.

It was just over two minutes into the game before Millinghaus connected on a 3-pointer for the first points of the contest. Smith scored the first South Carolina points on a lay-up. In the early portion of the game, Ole Miss stretched out to an early four-point lead and was able to maintain the cushion. Down 17-13 after a Henderson lay-up, South Carolina rattled off seven quick points to claim the lead. Carrera put back his own miss to start the run. Ellington added a steal and lay-up followed by a 3-pointer to give the Gamecocks the 20-17 lead.

Ole Miss scored 10 unanswered points to grab the lead again. Holloway keyed the run, scoring seven-straight points. Junior guard Brenton Williams stopped the surge with a 3, making the score 23-27 with 6:45 to go.

Henderson drained a shot from behind the arc to give Ole Miss a seven-point lead at 32-25, but South Carolina rattled off six quick points. Carrera put back an Ellington miss and Williams contributed a lay-up and drew the foul. Williams missed the free throw, but Carrera fought for the rebound and muscled his way to a basket. After the run, the Gamecocks were down only one at 32-31 with 3:30 remaining. Chatkevicius drained a 3 for the final basket of the half with 2:44 on the clock. The score gave the Gamecocks a 34-32 advantage. Holloway split a pair of free throws for the Rebels, and South Carolina carried a 34-33 upperhand into the break.

After not scoring in last weekend's matchup at Alabama, Carrera led the Gamecocks in the first half with 10 points. Holloway led the Rebels with 10 points of his own at the break. The Gamecocks hit 14-of-36 from the floor (38.9%) while Ole Miss sank 44% of their shots on 12-of-27 shooting. To open the half, the teams exchanged 3-point shots. The Rebels were able to knot the game at 37 on a Holloway free throw, but Carrera gave it right back to the Gamecocks on the next possession. Up 41-39 after a lay-up from Smith, Henderson gave Ole Miss their first lead of the contest on the break on a 3 just before the first media timeout of the half.

With the score 54-49, the Gamecock advantage stood at five after a Smith 3-pointer, but Ole Miss went on a 11-0 run over the next 3:37 to regain the lead. Ellington stopped the spurt with a lay-up, making the score 60-56.

At the final media break, the Rebel lead was 62-56. Senior forward Lakeem Jackson made a free throw and Williams drained a 3 to pull South Carolina to within two at 62-60 with 2:01 on the clock. Out of a Gamecock timeout, Ellington couldn't connect on a shot and neither could Henderson on the other end for Ole Miss. Ellington missed a shot on the next Gamecock possession, but the ball found its way to Jackson and then to Smith who drained his second shot from beyond the arc with 27 seconds to go to put the Gamecocks up 63-62. Ole Miss called a timeout with 25.1 on the clock. Out of the timeout, Henderson missed a 3-point attempt and the Rebels put Smith on the line for a one-and-one. The Gamecock could not connect on the front end, setting up Ole Miss for one last shot with :08 on the clock.

Jackson blocked the first Rebel attempt on their final possession, but Ole Miss had the chance to set up once again with :9 remaining. Henderson released a shot from the corner, but Chatkevicius got a hand on it to wrap up the 63-62 win.

On Saturday, the Gamecocks will continue SEC play as they face Georgia at 2 p.m. in Athens, Ga., with the television broadcast set for CBS Sports.

GAME 26



Official Basketball Box Score - Game Totals - Final Statistics
Ole Miss vs South Carolina
2/20/13 7 p.m. at Columbia, S.C. (Colonial Life Arena)

Ole Miss 62 • 19-7, 8-5 SEC

#	Player	Total		3-Ptr		Rebounds		PF	TP	A To Blk	Stl	Min			
		FG	FGA	FG	FGA	FT	FTA						Off	Def	Tot
23	Buckner, Reginald	f	3-5	0-0	1-2	2	3	5	7	0	1	4	0	22	
31	Holloway, Murphy	f	7-13	0-0	5-7	4	9	13	2	19	1	2	1	21	
03	Millinghaus, Derrick	g	4-13	3-8	0-0	1	3	4	0	11	1	2	0	34	
20	Williams, Nick	g	2-4	1-1	0-0	0	4	4	2	5	2	1	1	26	
22	Henderson, Marshall	g	4-17	3-11	0-0	0	4	4	1	11	2	1	0	35	
10	White, LaDarius	g	2-5	1-3	0-0	0	1	1	1	5	2	3	1	16	
13	Perez, Anthony	g	0-1	0-0	0-1	0	1	2	0	0	0	0	1	7	
25	Brutus, Terry	g	2-3	0-0	0-0	1	3	4	1	4	0	0	1	23	
32	Summers, Jarvis	g	0-3	0-1	0-0	0	0	0	1	0	3	2	0	16	
Team							6		6						
Totals			24-64	8-24	6-9	15	28	43	13	62	11	12	9	8	200

FG % 1st Half:	12-27	44.4%	2nd half:	12-37	32.4%	Game:	24-64	37.5%	Rebounds	1
3FG % 1st Half:	5-11	45.5%	2nd half:	3-13	23.1%	Game:	8-24	33.3%	Rebounds	2
FT % 1st Half:	4-5	80.0%	2nd half:	2-4	50.0%	Game:	6-9	66.7%		

South Carolina 63 • 13-13, 3-10 SEC

#	Player	Total		3-Ptr		Rebounds		PF	TP	A To Blk	Stl	Min			
		FG	FGA	FG	FGA	FT	FTA						Off	Def	Tot
14	CHATKEVICIUS, L.	f	3-7	1-1	0-0	2	5	7	3	7	0	2	2	0	25
24	CARRERA, Michael	f	6-12	0-0	1-2	8	5	13	2	13	1	2	3	0	27
30	JACKSON, Lakeem	f	1-6	0-0	2-4	3	2	5	2	4	3	2	1	1	25
05	SMITH, Eric	g	5-9	2-4	0-1	0	3	3	0	12	5	1	0	0	34
23	ELLINGTON, Bruce	g	4-14	1-5	0-0	0	1	1	3	9	3	2	1	2	36
01	WILLIAMS, Brenton	g	3-8	2-5	0-1	0	3	3	1	8	1	0	0	0	18
02	RICHARDSON, Brian	g	2-7	2-4	0-0	0	2	2	0	6	2	1	1	0	25
33	SLAWSON, RJ	g	2-2	0-0	0-0	0	3	3	4	0	0	0	0	0	10
Team							2		1		3				
Totals			26-65	8-19	3-8	15	25	40	14	63	15	10	8	3	200

FG % 1st Half:	14-36	38.9%	2nd half:	12-29	41.4%	Game:	26-65	40.0%	Rebounds	1
3FG % 1st Half:	4-11	36.4%	2nd half:	4-8	50.0%	Game:	8-19	42.1%	Rebounds	1
FT % 1st Half:	2-5	40.0%	2nd half:	1-3	33.3%	Game:	3-8	37.5%		

Officials: Antonio Petty, Mike Kitts, Roger Ayers
Technical fouls: Ole Miss-None. South Carolina-None.
Attendance: 7721

Score by periods	1st		2nd		Total	In Points	Off Paint	2nd T/O	Fast Chance	Bench
	UM	SC	UM	SC						
Ole Miss	33	29	62			28	8	9	11	9
South Carolina	34	29	63			32	8	14	6	18

Last FG - UM 2nd-05:07, SC 2nd-00:27. Largest lead - UM by 7 1st-07:40, SC by 5 2nd-09:42. Score tied - 4 times. Lead changed - 9 times.

ROSTER BREAKDOWN

RETURNING STARTERS (3)

Michael Carrera
 Brian Steele
 Bruce Ellington
**based on final game of 2012-13 season*

RETURNING LETTERWINNERS (7)

Michael Carrera
 Laimonas Chatkevicius
 Austin Constable
 Bruce Ellington
 Mindaugas Kacinas
 Brian Steele
 Brenton Williams

GUARDS (8)

Austin Constable
 Bruce Ellington
 Tyrone Johnson
 Justin McKie
 Duane Notice
 Jaylen Shaw
 Sindarius Thornwell
 Brenton Williams

FORWARDS (8)

Michael Carrera
 Laimonas Chatkevicius
 Carlton Geathers
 Demetrius Henry
 Mindaugas Kacinas
 Desmond Ringer
 Brian Steele
 Reggie Theus Jr.

BY HEIGHT

Bruce Ellington, 5-9
 Austin Constable, 5-11
 Brenton Williams, 5-11
 Jaylen Shaw, 6-0
 Duane Notice, 6-2
 Tyrone Johnson, 6-3
 Justin McKie, 6-4
 Michael Carrera, 6-5
 Brian Steele, 6-5
 Sindarius Thornwell, 6-5
 Reggie Theus Jr., 6-6
 Mindaugas Kacinas, 6-7
 Demetrius Henry, 6-9
 Desmond Ringer, 6-9
 Carlton Geathers, 6-10
 Laimonas Chatkevicius, 6-11

PRONUNCIATION

Justin MACK-ee
 Lie-MOAN-us Ha-KEVA-chus
 Min-DAWG-us Kye-chin-iss

2013-14 SOUTH CAROLINA ROSTER

ALPHABETICAL

No.	Name	Pos.	Ht.	Wt.	Cl.	Exp.	Hometown/High/Last School
24	Michael Carrera	F	6-5	214	SO	1VL	Anzoátegui, Venezuela/Montrose Christian School
14	Laimonas Chatkevicius	F	6-11	250	SO	1VL	Klaipeda, Lithuania/South Kent School
12	Austin Constable	G	5-11	180	SO	1VL	West Chester, Pa./Henderson
23	Bruce Ellington	G	5-9	196	SR	3VL	Moncks Corner, S.C./Berkeley
45	Carlton Geathers	F	6-10	255	RS JR	1VL	Georgetown, S.C./Carvers Bay
21	Demetrius Henry	F/C	6-9	215	FR	HS	Miami, Fla./Faith Baptist Christian School
4	Tyrone Johnson	G	6-3	194	JR	1VL	Plainfield, N.J./Montrose Christian School/Villanova
25	Mindaugas Kacinas	F	6-7	210	SO	1VL	Klaipeda, Lithuania/Word of Life Fire Traditional School
20	Justin McKie	G	6-4	195	FR	HS	Columbia, S.C./Irmo
10	Duane Notice	G	6-2	221	FR	HS	Woodbridge, Canada/St. Thomas More (Oakdale, Conn.)
32	Desmond Ringer	F/C	6-9	255	FR	HS	McDonough, Ga./Eagle's Landing
5	Jaylen Shaw	G	6-0	182	FR	HS	Hartsville, S.C./Hartsville
35	Brian Steele	F	6-5	200	SO	1VL	Greenville, S.C./Wade Hampton School
15	Reggie Theus Jr.	F	6-6	210	FR	HS	Los Angeles, Calif./Fairfax
0	Sindarius Thornwell	G	6-5	206	FR	HS	Lancaster, S.C./Oak Hill Academy
1	Brenton Williams	G	5-11	172	SR	2VL	Kissimmee, Fla./Osceola High School/Santa Fe College

NUMERICAL

No.	Name	Pos.	Ht.	Wt.	Cl.	Exp.	Hometown/High/Last School
0	Sindarius Thornwell	G	6-5	206	FR	HS	Lancaster, S.C./Oak Hill Academy
1	Brenton Williams	G	5-11	172	SR	1VL	Kissimmee, Fla./Osceola High School/Santa Fe College
4	Tyrone Johnson	G	6-3	194	JR	1VL	Plainfield, N.J./Montrose Christian School/Villanova
5	Jaylen Shaw	G	6-0	182	FR	HS	Hartsville, S.C./Hartsville
10	Duane Notice	G	6-2	221	FR	HS	Woodbridge, Canada/St. Thomas More (Oakdale, Conn.)
12	Austin Constable	G	5-11	180	SO	HS	West Chester, Pa./Henderson
14	Laimonas Chatkevicius	F	6-11	250	SO	HS	Klaipeda, Lithuania/South Kent School
15	Reggie Theus Jr.	F	6-6	210	FR	HS	Los Angeles, Calif./Fairfax
20	Justin McKie	G	6-4	195	FR	HS	Columbia, S.C./Irmo
21	Demetrius Henry	F/C	6-9	215	FR	HS	Miami, Fla./Faith Baptist Christian School
23	Bruce Ellington	G	5-9	196	SR	2VL	Moncks Corner, S.C./Berkeley
24	Michael Carrera	F	6-5	214	SO	HS	Anzoátegui, Venezuela/Montrose Christian School
25	Mindaugas Kacinas	F	6-7	210	SO	HS	Klaipeda, Lithuania/Word of Life Fire Traditional School
32	Desmond Ringer	F/C	6-9	255	FR	HS	McDonough, Ga./Eagle's Landing
35	Brian Steele	F	6-5	200	SO	HS	Greenville, S.C./Wade Hampton School
45	Carlton Geathers	F	6-10	255	RS JR	1VL	Georgetown, S.C./Carvers Bay

Head Coach: Frank Martin (Florida International, '93)

Associate Head Coach/Recruiting Coordinator: Matt Figger (Eastern Kentucky, '95)

Assistant Coach: Perry Clark (Gettysburg, '74)

Assistant Coach: Lamont Evans (Kansas State, '09)

Director of Basketball Operations: Andy Assaley (Cincinnati, '96)

Strength & Conditioning Coach: Scott Greenawalt (Muskingum College, '98)

Athletic Trainer: Mark Rodger (Buffalo, '01)

Video Coordinator: Dylan Lockwood (Cazenovia, '05)

Graduate Student Manager/Student-Athlete Development: Doug Edwards (Florida State, '07)

TOP RETURNING...

Scorer	Williams, 11.0 ppg
Rebounder	Carrera, 7.2 rpg
Assist Maker	Ellington, 2.7 apg
FG Shooter	Kacinas, 51.8%
3-Point FG Shooter	Williams, 39.7%
FT Shooter	Williams, 84.2%
Shot Blocker	Carrera, 0.6 bpg
Steal Maker	Ellington, 1.3 spg

RADIO/TV SPOT CHART



#0

SINDARIUS THORNWELL

Fr. - G - 6-5 - 206
Lancaster, S.C.
Oak Hill Academy



#1

BRENTON WILLIAMS

Sr. - G - 5-11 - 172
Kissimmee, Fla.
Santa Fe College



#4

TYRONE JOHNSON


Jr. - G - 6-3 - 194
Plainfield, N.J.
Montrose Christian/
Villanova



#5

JAYLEN SHAW

Fr. - G - 6-0 - 182
Hartsville, S.C.
Hartsville



#10

DUANE NOTICE

Fr. - G - 6-2 - 221
Woodbridge, Ontario
St. Thomas More
(Oakdale, Conn.)



#12

AUSTIN CONSTABLE

So. - G - 5-11 - 180
West Chester, Pa.
Henderson



#14

LAIMONAS CHATKEVICIUS

So. - F - 6-11 - 250
Klaipeda, Lithuania
South Kent School
(South Kent, Conn.)



#15

REGGIE THEUS JR.

Fr. - F - 6-6 - 210
Los Angeles, Calif.
Fairfax



#20

JUSTIN MCKIE


Fr. - G - 6-4 - 195
Columbia, S.C.
Irmo



#21

DEMETRIUS HENRY

Fr. - F - 6-9 - 215
Miami, Fla.
Faith Baptist Christian
School



#23

BRUCE ELLINGTON


Sr. - G - 5-9 - 196
Moncks Corner, S.C.
Berkeley



#24

MICHAEL CARRERA

So. - F - 6-5 - 214
Anzoátegui, Venezuela
Montrose Christian School



#25

MINDAUGAS KACINAS

So. - F - 6-7 - 210
Klaipeda, Lithuania
Word of Life Fire
Traditional School



#32

DESMOND RINGER

Fr. - F - 6-9 - 255
McDonough, Ga.
Eagle's Landing



#35

BRIAN STEELE

So. - F - 6-5 - 200
Greenville, S.C.
Wade Hampton School



#45

CARLTON GEATHERS

R-Jr. - F - 6-10 - 255
Georgetown, S.C.
Carvers Bay



FRANK MARTIN
Head Coach



MATT FIGGER
Assoc. Head Coach/
Recruiting Coordinator



PERRY CLARK
Assistant Coach



LAMONT EVANS
Assistant Coach



ANDY ASSALEY
Director of Basketball
Operations



SCOTT GREENAWALT
Strength & Conditioning
Coach



MARK RODGER
Athletic Trainer



DOUG EDWARDS
Student-Athlete
Development



DYLAN LOCKWOOD
Video Coordinator



EMILY FEENEY
Associate Director
Media Relations

GAMECOCKS RECORD WHEN ...

At home	5-3
On the road	0-5
At neutral sites	2-1
In overtime	0-0
vs. Top 25 team	0-3
vs. Top 10 team	0-2
vs. Top 3 team	0-0
Leading at half	5-3
Trailing at half	2-6
Tied at half	0-0
Shooting 50% or better	4-0
Shooting between 39-49%	3-5
Shooting less than 39%	0-4
Opp. shooting 50% or better	0-3
Opp. shooting between 39-49%	4-4
Opp. shooting less than 39%	3-2
Shooting better than opp.	7-1
Shooting worse than/equal to opp.	0-8
Starters out-score opp. starters	5-3
Opp. starters score/equal more	2-6
Bench out-scores opp. bench	5-3
Opp. bench scores/equals more	2-6
Having more FTs than opp.	4-1
Having equal/less FTs than opp.	3-8
Have more TOs than opp.	2-5
Having equal/less TOs than opp.	5-4
Having more rebounds than opp.	6-5
Having equal/less rebounds than opp.	1-4
Making 6 or more 3FGs	5-2
Having 15 or more assists	3-3
Having less than 15 assists	4-6
Score more points in paint than opp.	6-5
Scoring equal/less points in paint than opp.	1-4
Scoring more points off TOs than opp.	6-2
Scoring equal/less points off TOs than opp.	1-7
Scoring more 2nd-chance points than opp.	5-4
Scoring equal/less 2nd-chance points than opp.	2-6
Scoring more fast break points than opp.	4-3
Scoring equal/less fast break points than opp.	3-6
Wearing white uniforms	6-2
Wearing Garnet uniforms	1-3
Wearing Black uniforms	0-4
Wearing Gray Uniforms	0-0
Playing on live TV	6-7
Playing in November	2-2
Playing in December	4-4
Playing in January	1-3
Playing in February	0-0
Playing in March	0-0
Playing a day-game	4-4
Playing a night-game	3-5
Playing on Sunday	2-1
Playing on a Monday	1-1
Playing on a Tuesday	0-2
Playing on a Wednesday	1-2
Playing on a Thursday	0-1
Playing on a Friday	1-1
Playing on a Saturday	2-1
Scoring margin is 5 points or less	0-2
Margin is between 6-10	3-2
Margin is between 11-20	1-3
Margin is more than 20	3-2
Scoring 59 points or less	0-4
Scoring 60-69 points	1-5
Scoring 70-79 points	2-0
Scoring 80-89 points	3-0
Scoring 90-99 points	1-0
Scoring 100+ points	0-0

MISCELLANEOUS

Current streak	L3
Home court streak	L1
Away streak	L5
Neutral court streak	W1

2013-14 SUPERLATIVES

(tied for team lead also included)

Scoring Leaders	'13-14	Career
Tyrone Johnson	5*	5*
Sindarius Thornwell	3	3
Mindaugas Kacinas	1	1
Jaylen Shaw	1	1
Brenton Williams	5	15
Duane Notice	1	1

Rebounding Leaders	'13-14	Career
Mindaugas Kacinas	5	8
Michael Carrera	4	17
Sindarius Thornwell	2	2
Demetrius Henry	2	2
Laimonas Chatkevicius	1	4
Duane Notice	1	1
Tyrone Johnson	2*	2*
Desmond Ringer	3	3

Assists Leaders	'13-14	Career
Duane Notice	9	9
Tyrone Johnson	10*	10*
Jaylen Shaw	1	1
Sindarius Thornwell	3	3
Brenton Williams	1	3

Blocks Leaders	'13-14	Career
Michael Carrera	6	15
Sindarius Thornwell	3	3
Mindaugas Kacinas	4	10
Demetrius Henry	6	6
Laimonas Chatkevicius	4	9
Bruce Ellington	1	3
Desmond Ringer	2	2
Duane Notice	1	1

Steals Leaders	'13-14	Career
Michael Carrera	7	10
Sindarius Thornwell	6	6
Brenton Williams	5	16
Mindaugas Kacinas	6	9
Bruce Ellington	2	26
Demetrius Henry	3	3
Reggie Theus Jr.	1	1
Tyrone Johnson	2*	2*
Duane Notice	2	2
Austin Constable	1	1
Justin McKie	1	1

Double-Figure Scoring	'13-14	Career
Tyrone Johnson	11*	11*
Sindarius Thornwell	9	9
Brenton Williams	11	34
Michael Carrera	2	14
Mindaugas Kacinas	2	7
Demetrius Henry	3	3
Jaylen Shaw	2	2
Duane Notice	6	6
Laimonas Chatkevicius	1	3

20+ points	'13-14	Career
Sindarius Thornwell	2	2
Brenton Williams	1	3

30+ points	'13-14	Career
-	-	-

Double-Figure Rebounding	'13-14	Career
Mindaugas Kacinas	2	5
Demetrius Henry	1	1

5+ assists	'13-14	Career
Tyrone Johnson	3*	3*
Jaylen Shaw	1	1
Duane Notice	4	4

3+ steals	'13-14	Career
Sindarius Thornwell	2	2
Brenton Williams	1	5
Michael Carrera	1	2

2+ blocks	'13-14	Career
Mindaugas Kacinas	2	7
Michael Carrera	5	10
Sindarius Thornwell	1	1
Demetrius Henry	3	3
Desmond Ringer	1	1
Laimonas Chatkevicius	1	6

Double-Doubles	'13-14	Career
Mindaugas Kacinas	1	2
Demetrius Henry	1	1

Clutch Free Throws (under 5 min/OT)	'13-14	Career
Demetrius Henry	0-2	.000
Sindarius Thornwell	5-6	.833
Tyrone Johnson	19-26	.730
Desmond Ringer	2-7	.285
Duane Notice	5-6	.833
Reggie Theus Jr.	1-4	.250
Brenton Williams	10-10	1.000
Michael Carrera	5-7	.714
Bruce Ellington	2-2	1.000
Mindaugas Kacinas	5-6	.833
Justin McKie	2-4	.500
Jaylen Shaw	3-3	1.000
Totals	59-84	.702

* indicates at South Carolina

Miscellaneous

Largest Halftime Lead	
SC	22, vs. Longwood (Nov. 9, 2013)
Opp	24, Oklahoma State (Dec. 6, 2013)
Smallest Halftime Lead	
SC	1, twice, last at Texas A&M (Jan. 15, 2014)
Opp	2, LSU (Jan. 11, 2014)
Fewest Points In First Half	
SC	15, vs. Oklahoma State (Dec. 6, 2013)
Opp	15, Longwood (Nov. 9, 2013)
Most Points In First Half	
SC	44, vs. SC State (Jan. 3, 2014)
Opp	45, Manhattan (Dec. 17, 2013)
Most Points In Second Half	
SC	56, vs. Marshall (Dec. 30, 2013)
Opp	41, 2x, last, USC Upstate (Dec. 19, 2013)
Fewest Points In Second Half	
SC	25, at Baylor (Nov. 12, 2013)
Opp	21, vs. Akron (Dec. 28, 2013)
Most Points in Overtime	
SC	-
Opp	-
Largest Margin of Victory	
SC	38, vs. Longwood (Nov. 9, 2013)
Opp	27, Oklahoma State (Dec. 6, 2013)
Smallest Margin of Victory	
SC	7, twice, last vs. SC State (Jan. 3, 2014)
Opp	2, Baylor (Nov. 12, 2013)

2013-14 GAME BY GAME COMPARISON

	Date	Result	FG-A	Pct	3FG-A	Pct	FT-A	Pct	O-D-Total	PF	Pts	A	TO	Blk	Stl	Min	Half
Longwood			13-57	.228	4-22	.182	14-22	.636	9-18-27	19	44	7	13	0	9	200	15
South Carolina	Nov. 9, 2013	W, 82-44	28-57	.491	6-20	.300	20-24	.833	12-38-50	18	82	13	15	8	5	200	37
Baylor			19-50	.380	6-17	.353	22-41	.537	18-28-46	26	66	12	15	6	4	200	38
South Carolina	Nov. 12, 2013	L, 64-66	18-50	.360	3-8	.375	25-36	.694	11-24-35	29	64	14	8	4	9	200	39
Clemson			21-48	.438	5-14	.357	24-26	.923	7-26-33	20	71	14	12	12	8	200	35
South Carolina	Nov. 17, 2013	L, 57-71	23-65	.354	1-10	.110	10-18	.556	21-20-41	21	57	7	13	2	6	200	26
FIU			24-50	.480	6-16	.375	18-21	.857	7-20-27	18	72	13	16	3	9	200	42
South Carolina	Nov. 24, 2013	W, 84-72	30-59	.508	8-19	.421	16-21	.762	12-19-31	15	84	19	13	3	5	200	39
Oklahoma State			25-56	.446	5-22	.227	24-32	.750	14-18-32	17	79	13	7	4	10	200	39
South Carolina	Dec. 6, 2013	L, 52-79	16-45	.356	6-11	.545	14-22	.636	14-22-36	26	52	10	24	4	3	200	15
Manhattan			23-49	.469	6-13	.462	34-39	.872	12-21-33	30	86	13	16	9	11	200	45
South Carolina	Dec. 17, 2013	L, 68-86	22-52	.423	2-7	.286	22-38	.579	12-15-27	23	68	15	16	3	3	200	34
USC Upstate			24-56	.429	6-21	.286	20-35	.571	13-32-45	17	74	17	14	5	8	200	33
South Carolina	Dec. 19, 2013	L, 68-74	23-69	.333	8-29	.276	14-20	.700	17-28-45	24	68	15	12	5	9	200	37
Saint Mary's			22-54	.407	7-19	.368	20-25	.800	13-14-27	20	71	11	11	2	3	200	27
South Carolina	Dec. 22, 2013	W, 78-71	28-48	.583	4-7	.571	18-29	.621	11-21-32	24	78	12	11	3	6	200	33
Boise State			29-54	.537	9-22	.409	13-19	.684	7-21-28	22	80	16	9	3	7	200	43
South Carolina	Dec. 23, 2013	L, 54-80	19-51	.373	4-16	.250	12-18	.667	9-21-30	18	54	6	18	4	3	200	28
Akron			22-58	.379	5-17	.294	10-19	.526	16-19-35	19	59	10	16	8	5	200	31
South Carolina	Dec. 25, 2013	W, 69-59	25-60	.417	2-9	.222	17-21	.810	15-23-38	21	69	12	10	3	6	200	25
Akron			13-40	.325	4-16	.250	15-23	.652	9-18-27	23	45	6	21	3	4	200	24
South Carolina	Dec. 28, 2013	W, 78-45	28-63	.444	8-15	.533	14-19	.737	17-17-34	19	78	20	7	5	6	200	30
Marshall			17-45	.378	1-14	.071	30-47	.638	9-18-27	26	65	9	16	6	2	200	31
South Carolina	Dec. 30, 2013	W, 92-65	34-66	.515	6-12	.500	18-26	.692	18-26-44	32	92	19	11	4	7	200	36
SC State			29-65	.446	5-20	.250	12-18	.667	17-18-35	27	75	14	10	5	7	200	33
South Carolina	Jan. 3, 2014	W, 82-75	25-50	.500	7-15	.467	25-35	.714	11-20-31	16	82	13	13	4	4	200	44
Florida			26-45	.578	5-19	.263	17-24	.708	5-20-25	19	74	16	15	4	10	200	34
South Carolina	Jan. 8, 2014	L, 58-74	18-41	.439	5-10	.500	17-26	.654	9-19-28	20	58	9	21	1	7	200	21
LSU			22-56	.393	5-18	.278	22-35	.629	16-26-42	24	71	13	19	4	14	200	32
South Carolina	Jan. 11, 2014	L, 68-71	20-48	.417	4-11	.364	24-34	.706	7-25-32	28	68	10	19	4	9	200	30
Texas A&M			22-40	.550	7-16	.438	24-41	.585	6-19-25	20	75	14	11	3	6	200	38
South Carolina	Jan. 15, 2014	L, 67-75	23-49	.469	5-18	.278	16-22	.727	12-21-33	31	67	15	17	2	9	200	39

2013-14 RESULTS: OVERALL, 7-9; HOME, 5-3; AWAY, 0-5; NEUTRAL, 2-1; SEC, 0-3

DATE	OPPONENT	W/L	SCORE	RECORD (SEC)	POINTS	REBOUNDS	ASSISTS	BLOCKS	STEALS	ATTENDANCE
Nov. 9	Longwood	W	82-44	1-0 (0-0)	Johnson (18)	Kacinas (14)	Notice (4)	3 with 2	Carrera (2)	8,536 (paid)
Nov. 12	at No. 23/25 Baylor	L	64-66	1-1 (0-0)	Thornwell (20)	Carrera (7)	Johnson (8)	Henry (2)	Thornwell (3)	5,706
Nov. 17	at Clemson	L	71-57	1-2 (0-0)	Kacinas (13)	Kacinas (12)	Johnson/Notice (2)	Henry/Chatkevicius (1)	Thornwell/Carrera (2)	7,283
Nov. 24	FIU	W	84-72	2-2 (0-0)	Johnson (18)	Kacinas (9)	Johnson (7)	Carrera (2)	Williams (2)	9,869 (paid)
Dec. 6	at No. 9/11 Okla. St.	L	79-52	2-3 (0-0)	Shaw (13)	Carrera (7)	Johnson/Shaw (3)	Henry (2)	3 with 1	13,611
Dec. 17	Manhattan	L	86-68	2-4 (0-0)	Thornwell (17)	Thornwell/Kacinas (5)	Thornwell/Johnson (3)	3 with 1	3 with 1	7,573 (paid)
Dec. 19	USC Upstate	L	74-68	2-5 (0-0)	Thornwell (19)	Kacinas (9)	3 with 3	Ringer (2)	Ellington (2)	7,531 (paid)
Dec. 22	vs. Saint Mary's	W	78-71	3-5 (0-0)	Johnson (16)	Henry (8)	4 with 3	3 with 1	Henry (2)	8,093
Dec. 23	vs. Boise State	L	80-54	3-6 (0-0)	Williams (14)	Chatkevicius (6)	Johnson (3)	Henry/Chatkevicius (2)	3 with 1	6,438
Dec. 25	vs. Akron	W	69-59	4-6 (0-0)	Notice (15)	4 with 5	Johnson (5)	3 with 1	Thornwell (2)	6,769
Dec. 28	Akron	W	78-45	5-6 (0-0)	Williams (24)	Carrera (7)	Notice (6)	Kacinas (2)	Kacinas/Johnson (2)	7,802 (paid)
Dec. 30	Marshall	W	92-65	6-6 (0-0)	Johnson/Williams (18)	Ringer (7)	Notice (6)	Carrera (4)	7 with 1	7,935 (paid)
Jan. 3	SC State	W	82-75	7-6 (0-0)	Williams (19)	Henry (11)	Notice (8)	Carrera (2)	4 with 1	7,357 (paid)
Jan. 8	at No. 10/11 Florida	L	74-58	7-7 (0-1)	Johnson (12)	Johnson (6)	Notice (3)	Kacinas (1)	Williams/Thornwell (3)	12,147
Jan. 11	LSU	L	71-68	7-8 (0-2)	Thornwell (25)	Thornwell/Johnson/Ringer (5)	Johnson (3)	Carrera (2)	Kacinas/Williams/Carrera (2)	12,071 (paid)
Jan. 15	at Texas A&M	L	75-67	7-9 (0-3)	Williams (14)	Ringer (9)	Notice (5)	Notice/Chatkevicius (1)	Carrera (4)	9,257

2013-14 STARTING LINEUP WIN-LOSS

Guard	Guard	Guard/Forward	Forward	Forward	2013-14	Games
Johnson	Thornwell	Notice (g)	Henry	Kacinas	2-2	4
Johnson	Thornwell	Carrera (f)	Henry	Kacinas	1-2	3
Johnson	Thornwell	Ellington (g)	Henry	Kacinas	0-2	2
Williams	Thornwell	Notice (g)	Henry	Kacinas	7-0	7

2013-14 GAME-BY-GAME STARTING LINEUPS

OPPONENT, RESULT	GUARD	GUARD	FORWARD/GUARD	FORWARD	FORWARD
Longwood, W	Johnson	Thornwell	Notice (g)	Henry	Kacinas
@Baylor, L	Johnson	Thornwell	Carrera (f)	Henry	Kacinas
@Clemson, L	Johnson	Thornwell	Notice (g)	Henry	Kacinas
FIU, W	Johnson	Thornwell	Carrera (f)	Henry	Kacinas
@Okla. St., L	Johnson	Thornwell	Carrera (f)	Henry	Kacinas
Manhattan, L	Johnson	Thornwell	Ellington (g)	Henry	Kacinas
USC Upstate, L	Johnson	Thornwell	Ellington (g)	Henry	Kacinas
vs. Saint Mary's, W	Johnson	Thornwell	Notice (g)	Henry	Kacinas
vs. Boise State, L	Johnson	Thornwell	Notice (g)	Henry	Kacinas
vs. Akron, W	Williams	Thornwell	Notice (g)	Henry	Kacinas
Akron, W	Williams	Thornwell	Notice (g)	Henry	Kacinas
Marshall, W	Williams	Thornwell	Notice (g)	Henry	Kacinas
SC State, W	Williams	Thornwell	Notice (g)	Henry	Kacinas
@Florida, L	Williams	Thornwell	Notice (g)	Henry	Kacinas
LSU, L	Williams	Thornwell	Notice (g)	Henry	Kacinas
@Texas A&M, L	Williams	Thornwell	Notice (g)	Henry	Kacinas
Ole Miss					
@Georgia					
@Missouri					
Texas A&M					
@Ole Miss					
Auburn					
@Tennessee					
Vanderbilt					
Alabama					
@Arkansas					
Georgia					
@Auburn					
Kentucky					
Florida					
@Miss. St.					
SEC Tourney					
NCAA Tourney					

CITY CHAPTER DAYS ANNOUNCED FOR GAMECOCK BASKETBALL

The University of South Carolina Athletics Department, along with The Gamecock Club and My Carolina Alumni Association, have partnered in creating several City Chapter Days throughout the 2013-14 basketball season for both the Gamecock men's and women's teams.

The City Chapter Days will give Gamecock Club and Alumni Chapters a game at Colonial Life Arena that is dedicated specifically to their respective members and local business. During each game different chapter leaders and business owners will be recognized for their contributions and support of Gamecock Athletics.

Jan. 11, 2014 - Men's Basketball vs. LSU at 1:30 PM

Charlotte, York & Rock Hill Day

Jan. 18, 2014 - Men's Basketball vs. Ole Miss at 4:30 PM, Greenville Day

Jan. 29, 2014 - Men's Basketball vs. Texas A&M at 7 PM, Irmo Night

Feb. 5, 2014 - Men's Basketball vs. Auburn at 7 PM

Richland County Night

Feb. 12, 2014 - Men's Basketball vs. Vanderbilt at 8 PM,

Lexington Night

Feb. 15, 2014 - Men's Basketball vs. Alabama at 8 PM

Spartanburg Night

Feb. 22, 2014 - Men's Basketball vs. Georgia at 1:30 PM, Charleston Day

Feb. 27, 2014 - Women's Basketball vs. Georgia 7 PM, Gamecock Club and My Carolina Alumni Association Appreciation Night

March 4 2014 - Men's Basketball vs. Florida at 7 PM

Gamecock Club and My Carolina Alumni Association Appreciation Night

EXHIB. - SOUTH CAROLINA 84, USC AIKEN 72 NOV. 3, 2013/COLONIAL LIFE ARENA

COLUMBIA, S.C. - In South Carolina's only exhibition game before opening the season on Nov. 9, the Gamecocks used a pair of first half runs fueled by its defense to take hold a 17-point first-half before ultimately defeating USC Aiken 84-72. Sophomore guard Michael Carrera led the Gamecocks with 14 points, while sophomore forward Laimonas Chatkevicius added a double-double with 10 points and 11 rebounds.

South Carolina jumped out to a quick 5-1 lead just over two minutes into the game after a jumper from freshman guard Duane Notice. The Pacers though tied it up a minute and a half later on a bucket from senior guard Jesse Seilern and pushed the lead to 9-7 after a 3-pointer from Seilern at the 15:03 mark.

From that point on, the Gamecocks picked up their pressure on the defensive end that resulted in a 10-1 run that was capped off by Carrera turning over Aiken's DeVontae Wright in the backcourt and taking the ball the length of the court for a two-handed dunk.

Wright came back and connected on a 3 on the right side to end a two and half minute drought that saw the Pacers forced into six missed attempts.

Wright's basket was the last for the Pacers for almost seven minutes. After a pair of free throws from the senior guard cut the game to two at the 9:30 mark, South Carolina went on a 16-1 run that started with a dunk from Chatkevicius. Over two minutes later, Notice found Carrera open on the left side as the sophomore marksman drained the triple to push the lead to nine.

Five free throws and buckets from Notice and fellow freshman Demetrius Henry stretched the lead to 33-16. During the near four and a half minute stretch, the Gamecocks forced the Pacers into 12 missed field goal attempts.

With under a minute remaining in the half, Thornwell turned over Aiken, flipped the ball to Notice who found Carrera on the end in transition for an easy dunk, but Seilern's third 3 of the half for the Pacers with five seconds left made it a 17-point game.

After holding USC Aiken to 21 percent shooting in the first half, the Pacers caught fire midway through the second half. With a 62-47 South Carolina lead at the second media timeout at 11:49, USC Aiken went 6-of-10 from the floor to go with four free throws in less than four minutes. After Chatkevicius added a free throw for Carolina at 9:54, the Pacers went on a 13-0 run in under two minutes, highlighted by three-straight 3-pointers from senior guard Ronald Zimmerman. Senior forward Paul Larsen's layup with eight minutes remaining cut the lead to three at 65-62.

The defensive intensity picked back up for the Gamecocks as they went on a 16-2 run over the next 5-plus minutes, primarily at the free-throw line to put the game away.

The run was keyed by senior guard Brenton Williams who hit a big 3 for the Gamecocks to push the lead back up to six with under seven minutes remaining.

To go with Carrera's 14 and Chatkevicius' 10, Thornwell and Williams were also in double figures with 12 and 10 points, respectively. Aiken's Seilern led all scores with 18.

GAME 1 - SOUTH CAROLINA 82, LONGWOOD 44 NOV. 9, 2013/COLONIAL LIFE ARENA

COLUMBIA, S.C. - South Carolina (1-0) posted an 82-44 victory in its season opener on Saturday versus Longwood (0-1). The win marked the 13th straight in an opener for the Gamecocks and held head coach Frank Martin's record at a perfect 7-0 in openers for his career. South Carolina junior guard Ty Johnson led all scorers with 18 points, hitting 6-of-9 attempts from the field.

Prior to the start of Saturday's opener, it was announced that Johnson had been granted a waiver from the NCAA allowing him to compete effectively immediately. Johnson went on to score the first points of the contest on a driving lay-up to the right side in his first regular season action since the 2011-12 campaign at Villanova.

Sophomore forward Mindaugas Kacinas set a career high in the game with 14 rebounds, where the Gamecocks out-rebounded the Lancers 50-27. Kacinas pulled down five of Carolina's 12 offensive boards in the game.

South Carolina held Longwood to just 22.8 percent (13-57) shooting, which marked a new Colonial Life Arena record. Longwood's 44 points in the contest were the fewest for a Gamecock opponent since SE Louisiana scored 43 on Dec. 21, 2011. It was the largest margin of victory for Carolina since defeating Alabama A&M 88-50 on Nov. 13, 2009.

The Gamecocks held an early 6-0 lead behind the play of Johnson before a lay-in from Longwood's Tristan Carey put the Lancers on the board with 14:09 to play in the opening half.

Back-to-back 3s from sophomore forward Michael Carrera pushed the Gamecock lead to 18-4 with 11:04 remaining in the first half before Longwood would score five unanswered points over the course of the next three minutes to put the score at 18-9 at the under-eight minute media timeout.

The Lancers would add a jumper with 5:47 remaining, forcing a called timeout for the Gamecocks.

South Carolina would score seven unanswered out of the timeout, and would end the half on a 19-4 run, sparked by consecutive 3s from freshman guard Duane Notice, to hold a 37-15 uphersh at the break. Senior guard Brenton Williams led all scorers in the opening half with 11, while Kacinas pulled down eight rebounds, including four on the offensive glass.

Strong defense from the Gamecocks forced the ninth and 10th turnovers of the contest for the Lancers, with Carolina capitalizing on both with jumpers from freshman guard Sindarius Thornwell and Johnson at the 17:12 mark, which forced a Longwood timeout.

South Carolina continued to bolster its lead through the remainder of the second half. A one-handed dunk from Carrera pushed the lead to 61-24 at the 10:17 mark. The Gamecocks continued to dominate the remainder of the half. Johnson reached his career high for points in the later minutes of the game, and Kacinas pulled down his career high for rebounds, adding eight points to almost reach the double-double.

Williams and Thornwell both posted 14 points in the win, with all of Thornwell's tallies coming in the second half. Carrera added 12 points, nine rebounds and two blocks and Notice led the way with four assists.

Carrey led Longwood with 12 points in the contest.

GAME 2 - NO. 23/25 BAYLOR 66, SOUTH CAROLINA 64 NOV. 12, 2013/FERRELL CENTER/WACO, TEXAS

WACO, Texas - South Carolina battled No. 23/25 Baylor to the wire before coming up just short in a 66-64 loss at the Ferrell Center. Freshman guard Sindarius Thornwell saw a pair of shots fall just short in the final seconds, and forward Michael Carrera was fouled attempting a put-back at the final horn, but officials determined the infraction occurred after time had expired.

Thornwell was the catalyst for the Gamecocks throughout the afternoon, leading all scorers with a season-high 20 points and chipping in four rebounds as Baylor was unable to find an answer for him.

Both teams opened up the game shooting high percentages with South Carolina starting the game hitting eight of its first nine from the field, while Baylor connected on seven of its first eight field goals.

The teams went back and forth throughout the first 20 minutes, both shooting over 48 percent from the field. South Carolina held a slim lead for much of the half, posting its largest lead of four, four times during the period and only trailing twice and taking a 39-38 edge into the locker room at halftime.

With 14:08 left in the game, Baylor grabbed its first lead since the 12:42 mark in the first half when a missed free throw was kicked out to Brady Hespil for a 3-pointer to give the Bears a one-point advantage. After the Gamecocks quickly went back on top, Hespil responded with another triple. South Carolina's Demetrius Henry tied the game at 52-52 with 12:21 remaining.

After Henry gave the Gamecocks a two-point advantage, Baylor got one back on a free throw before forward Cory Jefferson hit a jumper to give the Bears the lead just before the 10-minute mark. Ten seconds later a missed free throw by Jefferson was gathered by Baylor where it was kicked out to Hespil for his third 3-pointer in less than five minutes. The bucket gave the home team its largest lead of the game at 58-54.

Baylor pushed the lead to 60-55, but South Carolina remained persistent and fought back to tie the game at 64-64 on a jumper from Thornwell with 4:20 on the clock.

Trailing 65-64, the Gamecocks forced a stop with just under a minute remaining, but Tyrone Johnson's layup on the other end wouldn't go down. Baylor guard Kenny Chery hit one of two free throws to give a the Bears a two-point lead before the Gamecocks called a timeout with 16 seconds remaining.

On the other end, Thornwell got the ball in the corner and drove to the basket, but wasn't able to get his attempt to fall. He quickly stole the ball from Royce O'Neal before getting a second attempt off, which fell short as well. Carrera corralled the rebound, his team-high seventh of the game, and went back up to beat the buzzer, but neither the shot nor the foul called on Baylor occurred before the final horn.

For the game, Gamecock senior guard Brenton Williams had 12 points, while Johnson had eight points and eight assists to go along with four rebounds. Hespil led Baylor with 18 points, going 5-of-10 from behind the 3-point line.

EXHIBITION

Official Basketball Box Score - Game Totals - Final Statistics
USCA vs South Carolina
11/03/13 2 p.m. at Columbia, S.C. (Colonial Life Arena)

USCA 72 • 0-0

#	Player	Total			3-Ptr			Rebounds			PF	TP	A	TO	Blk	Stl	Min
		FG	FGA	FT	FTA	FG	FGA	FT	FTA	Off							
14	Paul Larsen	f	4-7	0-0	7-10	3	6	9	4	15	0	2	0	0	0	25	
32	Alvin Brown	f	0-1	0-0	0-0	0	0	0	0	0	0	1	0	0	4		
4	DeVontae Wright	g	2-9	1-1	4-4	1	4	5	9	0	3	1	2	0	22		
5	Shane Porchea	g	1-4	0-0	4-8	3	2	5	4	6	0	1	0	1	20		
13	Ronald Zimmerman	g	4-15	3-12	2-2	3	1	4	13	1	2	0	0	0	30		
00	Hendrix Emu	g	1-2	0-0	0-0	2	1	3	0	2	1	0	0	0	7		
01	Derrick Scott	g	0-2	0-1	0-0	0	1	1	0	0	0	0	0	0	8		
10	Kinley Branch	g	0-2	0-2	1-2	0	0	0	3	1	0	0	0	0	8		
11	Grant Harris	g	3-6	1-3	1-2	1	0	1	2	8	3	2	0	1	20		
15	Rick Alderman	g	0-4	0-0	0-1	2	1	3	0	1	2	1	0	1	22		
23	Jesse Seilern	g	5-14	4-9	4-6	1	2	3	18	2	3	0	3	0	34		
Team			2		1		3										
Totals			20-66	9-28	23-35	18	18	36	31	72	9	16	2	13	200		

FG % 1st Half: 7-33 21.2% 2nd half: 13-33 39.4% Game: 20-66 30.3% Deadball Rebounds 5.1
3FG % 1st Half: 5-16 31.3% 2nd half: 4-12 33.3% Game: 9-28 32.1%
FT % 1st Half: 8-15 53.3% 2nd half: 15-20 75.0% Game: 23-35 65.7%

South Carolina 84 • 0-0

#	Player	Total			3-Ptr			Rebounds			PF	TP	A	TO	Blk	Stl	Min
		FG	FGA	FT	FTA	FG	FGA	FT	FTA	Off							
14	CHATKEVICIUS, L.	f	3-6	0-0	4-6	4	7	11	3	10	0	2	1	0	0	26	
21	HENRY, Demetrius	f	3-6	0-0	2-4	1	4	5	3	8	0	2	1	0	15		
24	CARRERA, Michael	f	4-5	1-1	5-6	1	4	5	2	14	0	3	3	2	17		
00	THORNWELL, Sindarius	g	2-3	0-0	8-10	0	5	5	2	12	3	4	1	2	25		
10	NOTICE, Duane	g	2-8	0-0	4-4	0	0	2	8	6	1	0	1	1	19		
01	WILLIAMS, Brenton	g	1-4	1-3	7-8	0	1	1	10	1	0	0	0	0	26		
05	SHAW, Jaylen	g	2-6	0-1	2-2	1	0	1	3	6	1	5	0	0	13		
15	THEUS JR., Reggie	g	0-0	0-0	0-0	0	0	0	0	0	0	0	0	0	3		
20	MCKIE, Justin	g	3-4	0-0	0-0	0	4	4	1	6	1	1	1	0	21		
25	KACINAS, Mindaugas	g	3-4	0-0	2-2	0	4	4	8	1	1	0	0	0	17		
32	RINGER, Desmond	g	0-0	0-0	0-0	0	3	3	0	0	2	0	1	1	14		
35	STEELE, Brian	g	1-3	0-1	0-1	1	0	1	2	0	0	0	0	0	5		
Team			2		4		4										
Totals			24-49	2-6	34-43	10	34	44	24	84	13	22	7	8	200		

FG % 1st Half: 13-28 46.4% 2nd half: 11-21 52.4% Game: 24-49 49.0% Deadball Rebounds 5.1
3FG % 1st Half: 1-2 50.0% 2nd half: 1-4 25.0% Game: 2-6 33.3%
FT % 1st Half: 17-22 77.3% 2nd half: 17-21 81.0% Game: 34-43 79.1%

Officials: Ted Valentine, Tony Greene, Jeff Smith
Technical fouls: USCA-None. South Carolina-KACINAS, Mindaugas.
Attendance:
Exhibition Contest

Score by periods	1st	2nd	Total
USCA	27	45	72
USCA	20	25	21
SC	42	17	8
SC	44	40	84

Last FG - USCA 2nd-00:42, SC 2nd-02:23.
Largest lead - USCA by 2 1st-15:03, SC by 21 2nd-18:01.
Score tied - 3 times.
Lead changed - 4 times.

GAME 1

Official Basketball Box Score - Game Totals - Final Statistics
Longwood vs South Carolina
11/09/13 1 p.m. ET at Columbia, S.C. (Colonial Life Arena)

Longwood 44 • 0-1

#	Player	Total			3-Ptr			Rebounds			PF	TP	A	TO	Blk	Stl	Min
		FG	FGA	FT	FTA	FG	FGA	FT	FTA	Off							
20	ZIEGLER, Karl	f	0-6	0-0	5-6	3	4	7	2	5	0	3	0	0	2	22	
24	GETER, Damarion	f	0-0	0-0	0-0	0	3	3	2	0	1	1	0	0	21		
44	HAVENSTEIN, Jeff	f	0-1	0-0	0-0	1	1	2	2	0	0	1	0	0	21		
12	CAREY, Tristan	g	2-10	2-10	0-1	0	3	2	12	0	1	0	0	0	32		
32	WOOCHOUSE, Lucas	g	2-9	1-4	4-5	0	4	4	1	9	4	2	0	0	33		
01	FISHER, Leron	g	1-6	1-4	2-6	0	1	1	3	5	2	0	0	0	26		
01	ALLER, Darrion	g	0-1	0-0	0-0	0	3	0	0	1	0	0	0	0	7		
05	BELTON, Isaac	g	1-7	0-3	3-4	1	0	1	2	5	0	1	0	3	13		
22	DUBLIN, Jeylami	g	4-5	0-0	0-0	3	0	2	8	0	0	0	0	0	24		
30	AKERS, Tyler	g	0-0	0-0	0-0	0	0	0	0	0	0	0	0	0	1		
Team			1		2		3										
Totals			13-57	4-22	14-22	9	18	27	19	44	7	13	0	9	200		

FG % 1st Half: 6-29 20.7% 2nd half: 7-28 25.0% Game: 13-57 22.8% Deadball Rebounds 6
3FG % 1st Half: 1-11 9.1% 2nd half: 3-11 27.3% Game: 4-22 18.2%
FT % 1st Half: 2-3 66.7% 2nd half: 12-19 63.2% Game: 14-22 63.6%

South Carolina 82 • 1-0

#	Player	Total			3-Ptr			Rebounds			PF	TP	A	TO	Blk	Stl	Min
		FG	FGA	FT	FTA	FG	FGA	FT	FTA	Off							
21	HENRY, Demetrius	f	1-5	0-0	2-2	2	4	6	2	4	1	0	0	0	31		
25	KACINAS, Mindaugas	f	4-6	0-0	0-0	5	9	14	2	8	0	3	2	0	29		
00	THORNWELL, Sindarius	g	4-10	0-3	6-7	1	3	4	3	14	3	2	2	1	26		
04	JOHNSON, Tyrone	g	6-9	0-1	6-7	0	2	2	18	2	4	1	1	24			
10	NOTICE, Duane	g	3-6	2-3	0-0	1	4	5	8	4	3	0	0	19			
01	WILLIAMS, Brenton	g	5-11	2-7	2-2	0	4	0	14	1	0	0	0	22			
06	SHAW, Jaylen	g	0-1	0-1	2-2	0	0	0	2	1	1	0	0	3			
14	CHATKEVICIUS, L.	f	1-1	0-0	1-3	4	0	2	0	0	0	1	0	8			
15	THEUS JR., Reggie	g	0-0	0-0	0-0	0	0	0	0	0	0	1	0	2			
20	MCKIE, Justin	g	0-1	0-0	0-0	0											

GAME 3 - CLEMSON 71, SOUTH CAROLINA 57
NOV. 17, 2013/LITTLEJOHN COLISEUM/CLEMSON, S.C.

CLEMSON, S.C. - After valiantly fighting back to within one point midway through the second half, South Carolina (1-2) was unable to sustain its comeback bid on the road, falling to Clemson (3-0) 71-57 at Littlejohn Coliseum. Gamecock sophomore forward Mindaugas Kacinas recorded his first double-double of the season with 13 points and 12 rebounds, while Tiger junior forward K.J. McDaniels led all scorers 21 points and grabbing 10 rebounds.

The teams traded made baskets through the first media timeout of the opening half, before back-to-back 3s from Clemson's Adonis Filer and Jordan Roper pushed the Tiger lead to 17-9 at the 12-minute mark.

Laimonas Chatkevicius responded out of the media timeout with a dunk courtesy of an assist from freshman guard Duane Notice, but the Tigers put together a 7-4 run to lead by 11 at 24-13 with 8:54 remaining in the half.

South Carolina suffered a near seven-minute scoring drought through the middle portion of the first half until a 3 from Sindarius Thornwell at the 3:42 mark halted the stretch. Thornwell added a floater on the next possession and another layup with 30 seconds remaining in the half to fuel a 13-9 Gamecock run over the final 3:42 to put the score at 35-26 Clemson at the break.

Clemson scored its last nine points of the first half at the foul line, hitting 9-of-10 attempts during the final 2:51 of the half.

South Carolina hit 33.3 percent (12-36) of its attempts from the floor during the opening half, with the Gamecocks having just three free throw attempts. The Tigers hit 10-of-24 attempts (41.7 percent) and 12-of-14 attempts from the free throw line.

A dunk and jumper from Demetrius Henry sparked an 8-5 Gamecock run out of the break, but Henry was called for his third foul of the second half at the first media timeout, with Carolina trailing the Tigers by six at 40-34 as 15:16 remained on the clock.

Michael Carrera connected for a dunk out of the break, and Tyrone Johnson added a tally from the foul line, as the Gamecocks continued to battle back from a 13-point deficit to trail by just three at 40-37 with 14:21 to play.

The Gamecocks pulled within one at 40-39 following a continuation call on a floater from Carrera in the lane, but the Tigers responded with a 10-1 run over the next three minutes forcing a Gamecock timeout with 10:02 to play, and a 50-40 Clemson advantage.

The Tigers increased their lead to 54-43 at the under-eight minute media timeout and the score stood at 61-49 Clemson following two free throws from Desmond Ringer with 5:37 on the clock.

The Clemson lead climbed to 14 at 63-49, before a 3-point play from Kacinas pulled Carolina within nine at 63-52 and 4:10 on the clock. The Tigers scored five straight from that point to push the lead back to 16.

Clemson's run in the second half was aided by its shooting from the free throw line, hitting nine of its second-half free throws after the Gamecocks closed to within one. The Tigers were 12-12 from the line in the second half and 24-26 (92.3 percent) for the game. On the defensive end, they totaled 12 blocks on the day, with seven coming from McDaniels.

GAME 4 - SOUTH CAROLINA 84, FIU 72
NOV. 24, 2013/COLONIAL LIFE ARENA

COLUMBIA, S.C. - Trailing at the half, South Carolina (2-2) put on the defensive clamps in the second half as they defeated FIU (6-3), 84-72, at Colonial Life Arena this afternoon as four Gamecocks scored in double figures for the second time this season.

Junior Tyrone Johnson matched his season high with 18 points and recorded seven assists, while freshmen Jaylen Shaw and Demetrius Henry had career days with 16 and 14 points, respectively. Shaw went 4-7 from 3-point range. Senior guard Brenton Williams also chipped in 16 points as well.

After forward Rakeem Buckles hit a 3-pointer in the opening minute from the right side to give FIU a 3-1 lead, the Gamecocks answered with six points over the next two minutes to take a four point lead and force the Panthers to call a timeout. FIU guard Jason Boswell cut the deficit to one though with a 3 out of the timeout.

After a long jumper from Buckles gave FIU an 11-9 lead at the 13:56 mark, Shaw responded with back-to-back 3-pointers to give Carolina a 15-11 advantage.

The Panthers though scored six points over a one-minute span to knot it up at 17-17, but Johnson hit a 3 for Carolina just before the under-12 media timeout to give the Gamecocks a 20-17 lead.

After a 3 from Williams for the Gamecocks out of a 30-second timeout at the 10:11 mark, the Panthers went on an 8-0 run in less than two minutes to take a 27-23 lead.

Carolina was able to equalize at 31-31 with 4:39 remaining in the half after Johnson split the defense and hit a floater with seconds left on the shot clock after pulling the ball back out with under 10 on the clock.

The Gamecocks grabbed a 34-33 lead with 3:10 left after Williams found Shaw in the right corner for his third 3-pointer of the half. Johnson then found sophomore forward Michael Carrera in the same spot minutes later to give the Gamecocks a four-point advantage with under two minutes in the half.

FIU was able to take a one-point lead with 27 seconds left, before Tyrell Murphy went the length of the court in the final seconds and laid it in at the buzzer to give the Panthers a 42-39 lead at the break. The Panther guard recorded 13 of his game-high 22 points in the first half.

Both teams shot well throughout the half, going above their season averages in the opening half with South Carolina shooting 16-31 (51.6 percent) from the floor, while FIU shot 14-25 (56 percent) from the field and hit 11-13 (84.6 percent) from the free throw line.

With the two teams trading points throughout the early going in the second half that saw three lead changes, a pair of free throws by sophomore forward Mindaugas Kacinas tied the game up at 51-51 at the 15-minute mark. Following a missed jumper from Murphy, freshman guard Sindarius Thornwell found an open Shaw on the right side for his fourth 3 of the game, forcing FIU to call a timeout.

Out of the timeout, Williams stole the ball from Mavin Dennis before finding Shaw for a lay-in at the other end to give the Gamecocks a 56-51 lead with 12:03 remaining. The bucket capped a 9-2 run for Carolina.

After a lay-up by Dennis cut South Carolina's lead to three, Williams hit his second 3-pointer of the game to extend the lead to six. The Panthers answered back though with a pair of 3s over the next two minutes from Dominique Williams and Murphy to cut the Gamecocks lead to 65-61 with 8:24 remaining.

Thornwell ended a three-minute drought with a jumper at the 5:24 mark, which extended South Carolina's lead to six after both teams turned up the defensive pressure. With just under four minutes remaining, Williams turned Murphy over in the backcourt and took it in for a one-handed push to the lead to 69-61.

After Marco Porcher Jimenez cut South Carolina's lead to four with under two minutes to play, Johnson scored five points over the next minute, going 5-6 from free throw line to push the lead to nine.

The Gamecocks hit eight free throws over the final minute and Thornwell added a dunk with seconds remaining to give South Carolina the 84-72 win. The 84 points was the most scored this season by the Gamecocks.

South Carolina held FIU to just 20.5 (27.3 percent) from the field in the second half after the Panthers shot over 55 percent during the first 20 minutes. The Gamecocks shot 30-59 (50.8 percent) from the field for the game, and hit a season-high 8-19 (42.1 percent) from the beyond on arc.

Along with Henry, Johnson, Shaw and Williams who were in double figures, Kacinas recorded nine points and nine rebounds.

GAME 3

Official Basketball Box Score -- Game Totals -- Final Statistics
South Carolina vs Clemson
 11/17/13 5:00 PM at Clemson, S.C. (Littlejohn Coliseum)

South Carolina 57 • 1-2

##	Player	Total	3-Ptr			Rebounds				PF	TP	A	TO	Bk	Stl	Min
			FG-FGA	FG-FGA	FT-FTA	Off	Def	Total								
21	HENRY, Demetrius	f	4-9	0-0	1-4	3	2	5	9	0	1	1	0	1	0	22
25	KACINAS, Mindaugas	f	6-11	0-0	1-2	7	5	12	4	13	0	2	0	1	0	31
00	THORNWELL, Sindarius	g	3-5	1-1	3-3	1	3	4	1	10	0	1	0	0	2	31
04	JOHNSON, Tyrone	g	2-11	0-2	1-2	1	2	3	2	5	2	2	0	1	0	32
10	NOTICE, Duane	g	1-7	0-2	0-0	2	2	4	2	2	2	4	0	0	0	20
01	WILLIAMS, Brenton	g	0-5	0-2	0-0	0	2	2	0	1	0	0	0	0	0	19
05	SHAW, Jaylen	g	0-0	0-0	0-0	0	0	0	0	0	0	0	0	0	0	1
14	CHATKEVICIUS, L.	g	2-3	0-0	0-0	2	2	4	3	4	0	1	1	0	0	10
15	THEUS JR., Reggie	g	0-1	0-0	0-0	0	1	1	0	0	0	0	0	0	0	1
20	MCKIE, Justin	g	0-1	0-1	1-2	1	0	1	0	1	0	0	0	0	0	1
24	CARRERA, Michael	g	4-9	0-2	1-3	1	1	2	1	9	0	1	0	0	2	21
32	RINGER, Desmond	g	1-3	0-0	2-2	0	1	1	3	4	1	0	0	0	0	10
35	STEELE, Brian	g	0-0	0-0	0-0	0	0	0	0	0	0	0	0	0	0	1
Team						3	2	5								
Totals			23-65	1-10	10-18	12	20	41	21	57	7	13	2	6	200	

FG % 1st Half: 12-36 33.3% 2nd Half: 11-29 37.9% Game: 23-65 35.4%
 3FG % 1st Half: 1-5 20.0% 2nd Half: 0-5 0.0% Game: 1-10 10.0%
 FT % 1st Half: 1-3 33.3% 2nd Half: 9-15 60.0% Game: 10-18 55.6%

Clemson 71 • 3-0

##	Player	Total	3-Ptr			Rebounds				PF	TP	A	TO	Bk	Stl	Min
			FG-FGA	FG-FGA	FT-FTA	Off	Def	Total								
05	BLOSSOMGAME, Jaron	f	0-1	0-0	0-0	1	1	2	1	0	1	1	2	0	0	20
02	McDANIELS, K.J.	f	7-12	1-2	6-6	2	8	10	2	21	1	3	7	2	0	36
35	NOKO, Landry	c	1-2	0-0	0-0	3	1	4	2	0	1	1	1	0	0	14
12	HALL, Rod	g	3-7	0-1	8-9	0	3	3	2	14	4	1	0	1	2	32
01	HARRISON, Damarcus	g	0-4	0-2	0-0	0	2	2	0	0	3	1	0	0	0	13
01	AJUKWA, Austin	g	0-0	0-0	0-0	0	0	0	0	1	0	1	0	0	0	0
03	FILER, Adonis	g	3-3	2-2	0-0	0	0	0	2	8	0	3	0	1	0	9
20	ROPER, Jordan	g	3-8	1-3	8-8	0	5	5	1	15	4	0	1	0	0	30
33	SMITH, Josh	g	1-3	0-0	1-2	0	1	1	3	3	0	1	0	1	0	17
42	DJAMBO, Ibrahim	g	3-7	1-4	1-1	0	1	1	2	8	1	0	1	1	0	20
50	DJIITE, Sidy	g	0-1	0-0	0-0	1	3	4	2	0	0	0	0	0	0	9
Totals			21-48	5-14	24-26	7	26	33	20	71	14	12	12	8	200	

FG % 1st Half: 10-24 41.7% 2nd Half: 11-24 45.8% Game: 21-48 43.8%
 3FG % 1st Half: 3-6 50.0% 2nd Half: 2-8 25.0% Game: 5-14 35.7%
 FT % 1st Half: 12-14 85.7% 2nd Half: 12-12 100.0% Game: 24-26 92.3%

Score by periods			
1st	2nd	Total	
South Carolina	26	31	57
Clemson	35	36	71

Officials: Bryan Kersey, Mike Eades, Joe Lindsay
 Technical fouls: South Carolina-None. Clemson-None.
 Attendance: 7283

GAME 4

Official Basketball Box Score -- Game Totals -- Final Statistics
FIU vs South Carolina
 11/24/13 1 p.m. at Columbia, S.C. (Colonial Life Arena)

FIU 72 • 6-3

##	Player	Total	3-Ptr			Rebounds				PF	TP	A	TO	Bk	Stl	Min
			FG-FGA	FG-FGA	FT-FTA	Off	Def	Total								
03	FRINK, Jerome	f	2-4	0-0	4-4	0	3	3	3	8	1	5	2	1	0	32
15	MURPHY, Tyrell	f	9-13	1-2	3-4	1	4	5	4	22	5	2	0	1	0	39
21	BUCKLES, Rakeem	f	2-9	1-4	6-6	2	6	8	2	11	0	5	1	2	0	33
01	BOSWELL, Jason	g	1-3	1-2	0-0	0	1	1	3	1	1	0	2	0	22	
22	MAVIN, Dennis	g	4-9	0-1	2-4	1	2	3	3	10	3	0	1	0	0	33
12	WILLIAMS, Dominique	g	1-4	1-2	0-0	1	0	1	2	3	2	0	0	1	0	18
32	PORCHER, Jimenez, M.	g	5-8	2-5	3-3	0	2	2	3	15	1	0	0	1	0	23
Team						2	2	4								
Totals			24-50	6-16	18-21	7	20	27	18	72	13	16	3	9	200	

FG % 1st Half: 14-25 56.0% 2nd Half: 10-25 40.0% Game: 24-50 48.0%
 3FG % 1st Half: 3-5 60.0% 2nd Half: 3-11 27.3% Game: 6-16 37.5%
 FT % 1st Half: 11-13 84.6% 2nd Half: 7-8 87.5% Game: 18-21 85.7%

South Carolina 84 • 2-2

##	Player	Total	3-Ptr			Rebounds				PF	TP	A	TO	Bk	Stl	Min
			FG-FGA	FG-FGA	FT-FTA	Off	Def	Total								
21	HENRY, Demetrius	f	7-10	0-0	0-0	3	3	6	3	14	0	0	0	1	1	31
24	CARRERA, Michael	f	1-6	1-4	0-1	1	4	5	0	3	0	2	2	0	0	25
25	KACINAS, Mindaugas	f	3-5	0-0	3-4	4	5	9	2	9	0	3	0	0	0	32
00	THORNWELL, Sindarius	g	4-10	1-1	0-2	1	2	3	3	8	4	1	1	0	0	26
04	JOHNSON, Tyrone	g	5-10	1-2	7-8	0	0	0	1	18	7	1	0	1	0	37
01	WILLIAMS, Brenton	g	4-8	2-5	6-6	1	1	2	2	16	2	2	0	2	0	18
05	SHAW, Jaylen	g	6-10	4-7	0-0	0	2	2	16	5	2	0	0	0	0	26
10	NOTICE, Duane	g	0-0	0-0	0-0	0	0	0	0	0	1	0	0	0	1	0
32	RINGER, Desmond	g	0-0	0-0	0-0	1	0	1	2	0	1	0	0	0	0	4
Team						1	2	3								
Totals			30-59	8-19	16-21	12	19	31	15	84	19	13	3	5	200	

FG % 1st Half: 16-31 51.6% 2nd Half: 14-28 50.0% Game: 30-59 50.8%
 3FG % 1st Half: 6-12 50.0% 2nd Half: 2-7 28.6% Game: 8-19 42.1%
 FT % 1st Half: 1-2 50.0% 2nd Half: 15-19 78.9% Game: 16-21 76.2%

Score by periods			
1st	2nd	Total	
FIU	42	30	72
South Carolina	39	45	84

Officials: Tony Greene, Chuck Jones, Nathan Quirk
 Technical fouls: FIU-None. South Carolina-None.
 Attendance: 9869

Last FG - FIU 2nd-0

GAME 6 - MANHATTAN 86, SOUTH CAROLINA 68 DEC. 17, 2013/COLONIAL LIFE ARENA

COLUMBIA, S.C. - South Carolina was unable to overcome the timely shooting and 34 made free throws from Manhattan tonight as the Gamecocks fell 86-68 to the Jaspers at Colonial Life Arena.

Manhattan's George Beamon scored 26 points on night, while fellow senior Michael Alvarado added 20 points, hitting 10-11 from the free throw line. Freshman guard Sindarius Thornwell led the Gamecocks with 17 points and five rebounds as junior Tyrone Johnson added 12 points.

South Carolina (2-4) opened up the game quick as senior guard Bruce Ellington scored five points in a 20-second span after the Jaspers scored the opening basket. Johnson followed that with lay-in and added a free throw to give the Gamecocks an early 8-2 advantage.

From that point on, Manhattan (8-2) raced out to a 10-2 run to reclaim the lead less than three minutes into the game. Carolina was able to tie it up at 18-18 after a Johnson hit a 16-footer as the shot clock expired. After a quick Jasper turnover, Johnson drove through the lane and added a lay-up after a taking a hard foul. The junior hit one of two ensuing free throws to give the Gamecocks a three-point lead.

Beamon responded for the Jaspers, knocking down a 3-pointer on their next possession to tie-up the game at 21-21 with just over 10 minutes remaining in the half.

Tied at 28-28 with 7:01 remaining in the half, Manhattan went on an 8-0 run, going 8-8 from the free throw line. Senior guard Brenton Williams then found freshman Demetrius Henry on the back door for a dunk to end the drought, but Shane Richards answered with a 3-pointer on the Jaspers' next trip.

Manhattan took a 45-34 lead into the half, due in part to going 18-19 (94.7 percent) from the free throw line, outscoring South Carolina by nine from the line.

After only scoring four of his 17 points in the first half, Thornwell asserted himself in the second half, trying to bring the Gamecocks back, but the Jaspers had an answer each time.

Thornwell cut the deficit to five with a pair from the line at 15:32. The Jaspers responded though with five quick points on a 3-pointer from Alvarado and a pair of free throws from Emmy Andujar.

With under 13 minutes to play, Thornwell squared up and hit an open 3. Alvarado responded though with a two free throws to push Manhattan's lead back to 10.

At the 11:31 mark, Mindaugas Kacinas found Michael Carrera sitting underneath for a lay-in as he was fouled. The sophomore converted the three-point play, but again the Manhattan answered from the line. Beamon followed that up with his second 3-pointer of the night to give the Jaspers a 63-53 lead.

Manhattan maintained its lead throughout the remainder of the game to end the night with their seventh road win of the season, 86-68. As a team, Manhattan shot a 44.39 (87.2 percent) from the free throw line as the Gamecocks hit 22-52 (32.3 percent) from the field and went 22-38 (57.9 percent) from the line.

GAME 7 - USC UPSTATE 74, SOUTH CAROLINA 68 DEC. 19, 2013/COLONIAL LIFE ARENA

COLUMBIA, S.C. - Holding a three-point lead at the half, South Carolina was unable to keep up with USC Upstate's shooting from the field in the second half (48.1 percent) as the Gamecocks fell 74-68 today at Colonial Life Arena.

Freshman Sindarius Thornwell led South Carolina with 19 points and seven rebounds, and junior Tyrone Johnson chipped in 11 points, but the Spartan offense was keyed by Ricardo Glenn who had a season-high 22 points and 14 rebounds to go along with three others who scored in double figures for USC Upstate.

The Gamecocks (2-5) grabbed an early 4-0 lead after senior guard Bruce Ellington found Johnson cutting to the basket, but the Spartans (6-5) quickly tied the game up, scoring on consecutive possessions before senior forward Torrey Craig the road team a one-point advantage from the line.

Carolina responded with a 10-1 run ignited by back-to-back 3's from Thornwell and Duane Notice in less than three minutes. Sophomore forward Liamonas Chatkevicius capped off the run by tipping in a missed attempt from 3 from Brenton Williams.

After a lay-up from Glenn cut the Gamecocks advantage to 24-14 with seven minutes remaining, Williams pushed the lead back 13 with his first 3-pointer of the game. Less than a minute later, Notice turned over Jodd Maxey and quickly found Williams open on the break on the right side for another 3 to extend the run to 8-2 and push the lead to 32-16.

Fueled by six-straight made field goals to the end the half, that included three 3's over the final four-plus minutes, USC Upstate cut the Gamecock lead to 37-33 at the break. The Spartans outscored Carolina 17-4 to close the half as the Gamecocks shot 2-9 over the final four-plus minutes.

Out of the break, Ellington scored his first points of the game on a 3-pointer to push the home side's lead to seven.

With 14 minutes to play on a fast break, the Spartans looked to cut the Gamecocks advantage to one, but Desmond Ringer tracked back and blocked the lay-up attempt. The rebound was passed ahead to Williams who cut into the lane and found Mindaugas Kacinas under the basket to give them a 45-40 lead.

With under 12 minutes remaining, Williams lost the handle on the ball during a drive into the lane that led to Ty Greene finding Fred Miller on the break for two of his 10 points to cut the Gamecocks lead to 45-44. The Spartans grabbed their first lead since the early going as Miller found ShunQuez Stephens cutting to the basket on the next possession.

Up by one at 52-51 with just over seven minutes to play, Carolina saw the Spartans hit a 10-2 run which Craig capped by dunking a missed 3-point attempt from Greene to push the road team's lead to seven.

Ellington began to push the tempo, hitting a jumper at the opposite end before driving to the basket on the next possession after a steal from Kacinas. The senior's lay-up was off the mark, but Demetrius Henry was there to clean up the miss on a dunk to bring to the Gamecocks within three at 61-58 with less than four minutes remaining.

After a Glenn hit one of two from the line as Henry picked up his fifth foul of the game, Carolina pulled within two as Johnson found Ellington at the top of the key for his second 3-pointer of the day. The Spartans though quickly responded Glenn found Greene in the corner for three of his 10 points.

Down three, Johnson drove to the basket and forced a foul on the Spartans, but the ball wouldn't drop for the junior. He converted on the pair, but Miller converted on a three-point play on the other end to extend the Spartans' lead to 69-65 with 37 seconds. Thornwell missed a 3-point attempt on the Gamecocks following possession.

After shooting 11-29 (37.9 percent) in the first half, the Spartans shot 13-27 (48.1 percent) compared to the Gamecocks second half percentage of 27.8 percent (10-36). South Carolina finished the night shooting 23-69 (33.3 percent) from the field while USC Upstate hit 24-56 (42.9 percent).

GAME 6



Official Basketball Box Score - Game Totals - Final Statistics
Manhattan vs South Carolina
12/17/13 7 p.m. ET at Columbia, S.C. (Colonial Life Arena)

Manhattan 86 • 8-2

##	Player	Total			3-Ptr			Rebounds			PF	TP	A	TO	Bk	Stl	Min
		FG	FGA	FT	FTA	Off	Def	Total									
24	Beamon, George	f	8-13	3-4	7-7	2	3	5	2	26	1	0	0	0	0	4	29
05	Brown, Rhameel	f	2-4	0-0	1-2	1	4	5	4	5	1	0	0	0	0	16	
12	Stores, Rashawn	g	0-2	0-2	2-2	0	2	2	4	2	1	0	0	1	16		
23	Williams, Rich	g	4-4	0-0	1-1	1	1	2	4	9	0	2	0	0	7		
11	Alvarado, Michael	g	4-8	2-2	10-11	1	2	3	20	6	2	0	1	0	30		
00	Richards, Shane	g	1-5	1-5	0-0	0	2	2	3	0	2	0	2	0	14		
02	Wilson, Tyler	g	1-2	0-0	0-0	1	1	4	2	1	1	0	0	0	11		
13	Andujar, Emmy	g	1-5	0-0	2-2	2	3	5	2	4	3	5	1	2	26		
30	Pankey, Ashton	g	2-6	0-0	5-8	3	2	5	9	0	1	4	0	0	24		
32	Allen, Carlton	g	0-0	0-0	0-0	0	0	0	0	0	0	0	0	0	2		
33	Kates, Donovan	g	0-0	0-0	6-6	0	1	1	6	1	3	0	0	0	25		
	Team				1	1	2										
Totals			23-49	6-13	34-39	12	21	33	30	86	13	16	9	11	200		

FG % 1st Half:	12-28	42.9%	2nd half:	11-21	52.4%	Game:	23-49	46.9%	Deadball Rebounds:	7.2
3FG % 1st Half:	3-8	37.5%	2nd half:	3-5	60.0%	Game:	6-13	46.2%		
FT % 1st Half:	18-19	94.7%	2nd half:	16-20	80.0%	Game:	34-39	87.2%		

South Carolina 68 • 2-4

##	Player	Total			3-Ptr			Rebounds			PF	TP	A	TO	Bk	Stl	Min
		FG	FGA	FT	FTA	Off	Def	Total									
21	HENRY, Demetrius	f	2-6	0-0	0-2	1	2	4	0	1	0	0	0	0	19		
25	KACINAS, Mindaugas	f	3-4	0-0	1-4	4	5	9	7	2	1	1	1	24			
00	THORNWELL, Sindarius	g	3-9	1-2	10-13	2	3	5	0	17	3	1	1	36			
04	JOHNSON, Tyrone	g	3-8	0-0	6-11	1	2	12	3	3	0	0	0	27			
23	ELLINGTON, Bruce	g	3-6	1-4	0-0	1	1	3	7	2	3	0	0	23			
01	WILLIAMS, Brenton	g	0-1	0-1	0-0	0	0	0	1	1	1	0	0	6			
05	SHAW, Jaylen	g	0-2	0-0	0-0	0	1	1	0	2	2	0	0	15			
10	NOTICE, Duane	g	0-0	0-0	0-0	0	0	0	1	0	1	3	0	7			
14	CHATKEVICIUS, L.	g	3-6	0-0	1-2	1	3	4	7	0	0	0	0	16			
15	THEUS JR., Reggie	g	0-0	0-0	0-0	0	0	0	0	0	0	0	0	2			
20	MCKIE, Justin	g	0-0	0-0	0-0	0	0	0	0	0	0	0	0	4			
24	CARRERA, Michael	g	2-8	0-0	4-4	3	1	4	10	1	0	0	0	14			
32	RINGER, Desmond	g	3-2	0-0	0-2	0	0	0	4	0	0	0	0	5			
35	STEELE, Brian	g	0-0	0-0	0-0	0	0	0	0	0	0	0	0	2			
	Team				2	1	3										
Totals			22-52	2-7	22-38	12	15	27	23	68	15	16	3	200			

FG % 1st Half:	12-26	46.2%	2nd half:	10-26	38.5%	Game:	22-52	42.3%	Deadball Rebounds:	11.2
3FG % 1st Half:	1-3	33.3%	2nd half:	1-4	25.0%	Game:	2-7	28.6%		
FT % 1st Half:	9-19	47.4%	2nd half:	13-19	68.4%	Game:	22-38	57.9%		

Officials: Doug Shows, Anthony Jordan, Michael Stephens
Technical fouls: Manhattan-None. South Carolina-None.
Attendance: 7573

Score by periods	1st	2nd	Total		In	Off	2nd	Fast	Bench	
Manhattan	45	41	86		Points	In	Off	2nd	Fast	Bench
South Carolina	34	34	68		MC	32	22	15	12	24
					SA	34	21	11	6	21

Last FG - MAN 2nd-00:18, SC 2nd-01:00.
Largest lead - MAN by 18 2nd-01:21, SC by 6 1st-18:31.
Score tied - 6 times.
Lead changed - 6 times.

GAME 7



Official Basketball Box Score - Game Totals - Final Statistics
USC Upstate vs South Carolina
12/19/13 4 p.m. ET at Columbia, S.C. (Colonial Life Arena)

USC Upstate 74 • 6-5

##	Player	Total			3-Ptr			Rebounds			PF	TP	A	TO	Bk	Stl	Min
		FG	FGA	FT	FTA	Off	Def	Total									
05	GREENE, Ty	*	3-12	2-10	2-2	0	3	3	2	10	1	0	0	0	32		
10	GLENN, Ricardo	*	8-12	0-0	5-10	4	10	14	2	21	5	1	2	0	32		
23	CRAIG, Torrey	*	3-12	1-6	6-10	4	6	10	3	13	2	4	1	1	30		
24	MAXEY, Jodd	*	1-4	0-0	2-4	1	2	3	1	4	1	4	0	1	22		
03	BLESSING, Mario	*	0-2	0-1	0-0	1	0	1	4	0	3	2	0	0	21		
03	MALUENYEGA, Karim	*	2-4	2-3	1-2	0	2	2	0	7	2	1	0	0	17		
15	STEPHENS, ShunQuez	*	2-2	0-0	2-3	0	4	2	6	1	1	1	1	0	17		
32	MILLER, Fred	*	4-5	1-1	1-2	0	2	0	10	2	1	0	3	23			
24	OLUMUYIWA, Babatund	*	0-0	0-0	0-0	0	1	1	0	0	0	1	0	5			
04	BUCHANAN, Michael	*	1-3	0-0	1-3	0	2	2	2	3	0	0	0	0	8		
	Team					1	2	3									
Totals			24-56	6-21	20-35	13	32	45	17	74	17	14	5	8	200		

FG % 1st Half:	11-29	37.9%	2nd half:	13-27	48.1%	Game:	24-56	42.9%	Deadball Rebounds:	6
3FG % 1st Half:	3-13	23.1%	2nd half:	3-8	37.5%	Game:	6-21	28.6%		
FT % 1st Half:	8-13	61.5%	2nd half:	12-22	54.5%	Game:	20-35	57.1%		

South Carolina 68 • 2-5

##	Player	Total			3-Ptr			Rebounds			PF	TP	A	TO	Bk	Stl	Min
		FG	FGA	FT	FTA	Off	Def	Total									
00	THORNWELL, Sindarius	*	6-18	3-10	4-6	2	5	7	4	19	3	5	0	1	29		
04	JOHNSON, Tyrone	*	2-6	0-1	7-8	1	3	4	1	11	3	2	0	1	27		
21	HENRY, Demetrius	*	2-7	0-0	0-2	4	3	7	5	4	0	1	1	16			
23	ELLINGTON, Bruce	*	3-13	2-8	0-0	0	2	2	3	8	2	0	1	29			
25	KACINAS, Mindaugas	*	2-5	0-1	1-2	3	6	9	2	5	1	2	1	36			
01	WILLIAMS, Brenton	*	3-9	2-8	0-0	0	2	2	0	8	2	2	0	20			
05	SHAW, Jaylen	*	0-0	0-0	0-0	0	0	0	0	0	0	0	0	0			
10	NOTICE, Duane	*	1-2	1-1	2-2	0	0	0	1	5	3	0	0	14			
14	CHATKEVICIUS, L.	*	3-6	0-0	0-0	2	4	6	0	0	0	0	0	12			
32	RINGER, Desmond	*	1-3	0-0	0-1	1	2	4	2								

GAME 9 - BOISE STATE 80, SOUTH CAROLINA 54
DEC. 23, 2013/STAN SHERIFF CENTER/HONOLULU, HI.
HAWAIIAN AIRLINES DIAMOND HEAD CLASSIC

HONOLULU, Hawaii - South Carolina (3-6) suffered an 80-54 loss to Boise State (10-2) in the semifinals of the Hawaiian Airlines Diamond Head Classic on Monday. The Gamecocks will face Akron on Wednesday, Dec. 25, in the third-place game at 6:30 p.m. ET on ESPN2.

Senior guard Brenton Williams led Carolina with 14 points in the game, and freshman guard Duane Notice added 13. The Gamecocks recorded just six assists and 18 turnovers on the night, hitting 37.3 percent (19-51) from the field, compared to the 53.7 percent (29-54) from the Broncos. Junior guard Anthony Dmric paced Boise State with a game high 30 points and three steals.

The veteran Broncos jumped out to an early 9-4 lead behind seven points from Dmric. The Broncos extended their lead to as many as nine in the early goings before a 3 from Williams and lay-in from Notice brought the score to 15-9 Broncos with 12:50 remaining in the first half.

South Carolina started just 4-of-12 from the floor to open the contest and both teams struggled near the eight-minute mark to find the basket with Boise State holding a 22-15 advantage.

A 3 from Boise State's Thomas Bropleh was answered with a 3 from Williams with 5:03 on the clock in the first half to bring the score to 29-21 Broncos.

Junior guard Tyrone Johnson completed a 3-point play from the line after a Broncos foul with just under three minutes remaining in the half, but the Gamecocks would add just two more points before the break. Boise State's Nick Duncan hit a 3 with 40 seconds remaining and Bropleh connected on a lay-in just before the halftime buzzer for a 43-28 Broncos lead at the half.

South Carolina shot just 38 percent (10-26) in the opening stanza, compared to 53.6 percent (15-28) from Boise State. Williams recorded 10 points to pace the Gamecocks and Dmric scored 21 for Boise State in the half. The Broncos also scored 12 points off of 11 Gamecock turnovers in the set.

Notice scored five points early in the second half, but Boise State's Ryan Watkins connected for a pair of lay-ups and Dmric a free throw to put the Broncos lead at 48-33 with 16:41 to play.

A lay-in from Williams broke a four-minute scoreless streak for Carolina at the 13:46 mark. Boise State answered with lay-ups on consecutive possessions from Dmric and Bropleh and the Gamecocks trailed 56-35 with just over 12 minutes to play.

South Carolina continued to struggle from the floor. Jeff Elorriaga hit 3s on consecutive Broncos possessions, before sophomore forward Brian Steele hit his first basket of the contest, a 3, with 8:08 showing on the clock to put the score at 67-40 Boise State.

The Gamecocks battled the remainder of the half, but Boise State's lead was too much and the Broncos closed the 80-54 victory.

GAME 10 - SOUTH CAROLINA 69, AKRON 59
DEC. 25, 2013/STAN SHERIFF CENTER/HONOLULU, HI.
HAWAIIAN AIRLINES DIAMOND HEAD CLASSIC

HONOLULU, Hawaii - South Carolina trailed by as many as nine in the first half, but the Gamecocks (4-6) out-scored Akron 44-28 in the second half to defeat the Zips (6-4) 69-59 to take third place at the Hawaiian Airlines Diamond Head Classic on Christmas Day in Honolulu. Five Gamecocks scored in double-figures, led by freshman guard Duane Notice with a season high 15 points.

"I was proud of our guys," South Carolina head coach Frank Martin said. "I thought we played real hard against Saint Mary's and didn't play very good against Boise, they had a lot to do with that, but proud of our young team that we didn't dwell on that negative moment and really came out today and battled."

"Today we tried to stick to our disciplines. And we fought and made the effort plays, we came up with the loose balls and we got on the offensive glass which created extra possessions and put us on the foul line."

The Gamecocks won the rebound battle 38-35 and scored 46 points in the paint. After poor shooting in the opening half, Carolina hit 46.7 percent in the second half to finish the contest with a 41.7 percentage (25-60) from the floor. Akron hit just 37.9 percent (22-58) for the game.

South Carolina committed a near season low 10 turnovers in the game, including just two giveaways in the second half. The Zips committed 16 turnovers, which led to 20 Carolina points, including 14 in the second half.

South Carolina committed three turnovers early in the contest, which led to four points for the Zips and Akron found itself with a 6-0 lead with just under 17 minutes showing on the clock, which forced Gamecock head coach Frank Martin to call an early timeout.

A 3 from senior guard Brenton Williams brought the Gamecocks within three at 10-7 at the 13-minute mark. The teams traded baskets midway through the half before a lay-in from Notice on an assist from Williams tied the contest at 13 with 9:27 showing.

Akron's Jake Kretzer hit a 3 for the Zips and Demetrius Treadwell added one from the free throw line, but the Gamecocks responded with another 3 from Williams and dunk from freshman guard Sindarius Thornwell to take their first lead of the game at 18-17 with 7:33 to play before the half.

A lay-in from freshman forward Desmond Ringer with 2:26 remaining in the first half broke a five-minute scoreless streak for Carolina and put the score at 24-20 Zips. Akron would score five unanswered in a span of 30 seconds to lead by nine with 1:46 remaining.

South Carolina would end the half on a 5-2 run with a 3-point play from Notice and jumper from sophomore forward Michael Carrera and the score stood at 31-25 Akron at the half.

The Gamecocks hit 11-of-30 attempts for a 36.7 percent rate in the first half from the floor, with the Zips slightly better at 40 percent (12-30). Akron converted eight Gamecock turnovers into eight points, and the Zips tallied nine second-chance points in the half, compared to four for the Gamecocks on seven offensive rebounds.

Two Akron turnovers led to four points at the foul line from Thornwell early in the second half to bring the Gamecocks within two at 35-33.

South Carolina continued to play aggressively on both ends of the under-16 minute media timeout. Carrera scored on a lay-in following a made free throw from Akron's Quincy Diggs, and Williams hit two from the free throw line to give South Carolina a 37-36 uphalf with 15:14 remaining. Back and forth play followed with Treadwell and Diggs adding lay-ups for the Zips, but Carrera, Notice and Williams responded with jumpers for Carolina and the score stood at 43-42 Gamecocks at the under-12 minute media timeout.

Junior guard Ty Johnson extended the lead with a pair from the line, and Notice put the score at 49-43 Gamecocks with just under 11 minutes remaining.

A pair of free throws from Williams gave Carolina a 53-45 uphalf with just over seven minutes to play, but Treadwell connected to two free throws and Diggs hit a 3 from the corner to pull the Zips within five at 55-50 with 5:31 showing. Following a Carolina timeout, Johnson hit his fourth consecutive free throw and Carolina's lead was seven.

Notice converted lay-ups on consecutive possessions for his 15th point of the contest, stealing a pass attempt from the Zips on the second basket to put the Carolina lead at 63-56 at the final media timeout of the contest.

Akron had their chances late in the contest, unable to convert on several lay-ups due to high pressure from Carolina's defense at the basket.

Johnson hit a lay-in with one second remaining on the shot clock with under a minute to play, and sophomore forward Mindaugas Kacinas added two with a dunk to put the score at 67-56 Gamecocks.

Akron's Quincy would hit a late 3, but Ringer connected for two at the free throw line to secure the 69-59 Gamecock victory.

Thornwell and Williams posted 12 points each in the win, and Carrera and Johnson contributed 10 a piece. Johnson's five assists were also a game high.

GAME 10



Official Basketball Box Score - Game Totals - Final Statistics

South Carolina vs Boise State
 12/25/13 4:00 p.m. at Stan Sheriff Center - Honolulu, HI

South Carolina 69 • 4

#	Player	Total		3-Ptr		Rebounds		PF	TP	A	T	Bk	Stl	Min
		FG	FGA	FG	FGA	FT	FTA							
01	TREADWELL, Demetrius	4-9	0-2	2	5	7	12	0	2	0	1	33		
03	EVANS, Nyles	2-7	0-2	1-2	0	0	3	5	0	2	1	21		
10	HARNEY, Nick	4-10	0-1	1-3	6	0	3	9	3	1	0	25		
21	MADAMS, Reggie	1-3	0-2	2-3	2	1	3	1	4	0	1	18		
34	FORSYTHE, Pat	2-3	0-0	0-1	1	2	4	4	0	2	3	14		
40	IBITAYO, Deji	1-3	1-2	0-0	1	4	5	0	2	0	3	13		
12	BETANCOURT, Carmelo	0-2	0-1	0-0	0	0	0	0	0	0	0	2		
13	DIGGS, Quincy	3-9	2-5	2-5	1	3	4	10	4	4	0	27		
15	KRETZER, Jake	2-5	2-5	0-0	1	2	4	6	1	1	0	24		
23	JOHNSON, Isaiah	3-7	0-0	0-0	1	2	2	6	0	2	1	13		
Team														
Totals		22-58	5-17	10-19	16	19	35	19	59	10	16	8	5	200

FG % 1st Half:	12-30 40.0%	2nd Half:	10-28 35.7%	Game:	22-58 37.9%	Deadball Rebounds	5.3
3FG % 1st Half:	2-7 28.6%	2nd Half:	3-10 30.0%	Game:	5-17 29.4%		
FT % 1st Half:	5-10 50.0%	2nd Half:	5-9 55.6%	Game:	10-19 52.6%		

South Carolina 69 • 4

#	Player	Total		3-Ptr		Rebounds		PF	TP	A	T	Bk	Stl	Min
		FG	FGA	FG	FGA	FT	FTA							
00	THORNWELL, Sindarius	4-11	0-2	4-5	0	4	4	2	12	2	2	1	29	
01	WILLIAMS, Brenton	3-8	2-4	4-4	1	3	4	2	12	2	0	1	30	
10	NOTICE, Duane	7-12	0-1	1-2	1	4	5	15	1	4	0	1	33	
21	HENRY, Demetrius	0-1	0-0	0-0	0	0	0	4	0	1	1	0	9	
25	KACINAS, Mindaugas	2-3	0-0	0-0	0	0	0	3	4	0	0	1	15	
04	JOHNSON, Tyrone	2-8	0-0	6-6	1	4	3	10	5	2	0	0	22	
05	SHAW, Jaylen	0-0	0-0	0-0	0	0	0	0	0	0	0	0	1	
14	CHATKEVICIUS, L.	1-3	0-0	0-0	2	2	4	1	2	1	0	0	10	
24	CARRERA, Michael	5-8	0-1	0-0	2	3	5	10	0	1	0	1	19	
32	RINGER, Desmond	1-5	0-0	2-4	3	2	5	3	4	1	1	1	26	
35	STEELE, Brian	0-1	0-1	0-0	0	0	1	0	1	0	0	0	6	
Team														
Totals		25-60	2-9	17-21	15	23	38	21	69	12	10	3	6	200

FG % 1st Half:	11-30 36.7%	2nd Half:	14-30 46.7%	Game:	25-60 41.7%	Deadball Rebounds	2.1
3FG % 1st Half:	2-7 28.6%	2nd Half:	3-10 30.0%	Game:	5-17 29.4%		
FT % 1st Half:	1-2 50.0%	2nd Half:	16-19 84.2%	Game:	17-21 81.0%		

Officials: Kipp Kissinger, Michael Greenstein, Tommy Short
 Technical fouls: Akron-None. South Carolina-None.
 Attendance:
 Hawaiian Airlines Diamond Head Classic - 3rd Place Game

Score by periods	1st	2nd	Total
Akron	21	28	59
South Carolina	25	44	69

Points	In	Off	2nd	Fast	Bench
Akron	28	10	11	0	25
SC	46	20	8	0	27

Last FG - AKRON 2nd-00:24, SC 2nd-00:30.
 Largest lead - AKRON by 9 1st-01:46, SC by 11 2nd-00:30.
 Score tied - 2 times.
 Lead changed - 5 times.

GAME 11 - SOUTH CAROLINA 78, AKRON 45
DEC. 28, 2013/COLONIAL LIFE ARENA

COLUMBIA, S.C. - Playing for the second time since Christmas, South Carolina (5-6) cruised to a 78-45 win in today's rematch with Akron (6-5) at Colonial Life Arena behind a stellar day from senior guard Brenton Williams who tied a career-high in 3-pointers (6) and field goal attempts (17) as he led all scorers with 24 points.

To go with Williams' 6-9 shooting from beyond the arc, sophomore Michael Carrera chipped in a season-best 13 points as well as seven rebounds. Sophomore Mindaugas Kacinas also tallied double-figures on the afternoon with 11 points. Akron was led by Quincy Diggs who recorded 13 points.

After the Zips grabbed an early 4-0 lead, the Gamecocks quickly erased it from the 3-point line as Sindarius Thornwell and Williams hit back-to-back 3s to open up the game for Carolina.

Williams extend the lead to five just under five minutes into the game, but Akron hit a 7-0 spurt over the next three minutes as Deji Ibitayo collected five of five points during the run that gave the Zips a 14-12 lead.

After reclaiming the lead on a pair of free throws from Kacinas, the sophomore extended the lead to three with a lay-in after a strong drive through the lane from Duane Notice freed him up under the rim. A rebound on a his own missed free throw from Thornwell on the Gamecocks next possession allowed Carolina push the lead to 24-18. Notice collected one of his career-high six assists as he found Williams on the right side for an open 3.

Akron managed to cut the deficit to two with 1:46 remaining, but the strong shooting from Williams continued as the senior hit his third 3-pointer of the half. Williams ended the half with 11 points, hitting a season-high three 3's as the Gamecocks took a 30-24 lead into the half.

South Carolina continued its first-half momentum into the second 20 minutes. After missing on its first two shots of the half, the Gamecocks raced out to a 17-1 run with six different players scoring in the opening eight-plus minutes of the half. The Gamecocks held the Zips to 0-6 from field during the stretch as they pushed the lead to 47-25 with 12:24 remaining in the game.

After Pat Forsythe hit a jumper to end the drought for the Zips, Williams connected on his fourth and fifth 3s of the afternoon on back-to-back possessions to give the Gamecocks a 53-27 lead with 10:49 left.

With just over eight minutes remaining, the Gamecocks went on an 11-0 run starting with Carrera passing his season-high mark with his 13th point of the day. The three-minute stretch also saw Kacinas score four of his 11 points as the Gamecocks took a 69-35 lead.

During the run, Williams tied John Roche's school record for consecutive made free throws at 41. Williams' stretch dates back to Feb. 28, 2013 when he hit the second of two free throws against Missouri. Roche accumulated his streak during the 1970 season in a four game stretch (Wake Forest, Davidson, Duke, at N.C. State) from Feb. 9-18.

The 33-point win for the Gamecocks was keyed by a season-high 20 assists to only seven turnovers. Four days ago, Carolina had 12-10 ratio against Zips in its 10-point win at the Diamond Head Classic.

The Gamecocks had a strong performance defensively on the afternoon as they turned the Zips over 21 times and held them to 13-40 (32.5 percent) from the field. Carolina finished the day shooting 28-63 (44.4 percent), going 8-15 (53.3 percent) from 3.

GAME 11



Official Basketball Box Score - Game Totals - Final Statistics

Akron vs South Carolina
 12/28/13 4 p.m. ET at Columbia, S.C. (Colonial Life Arena)

Akron 45 • 6-5

#	Player	Total		3-Ptr		Rebounds		PF	TP	A	T	Bk	Stl	Min
		FG	FGA	FG	FGA	FT	FTA							
01	TREADWELL, Demetrius	7	2-7	0-0	0-2	1	1	2	1	4	0	5	0	30
10	HARNEY, Nick	0-1	0-0	0-0	0-0	0	0	1	0	0	0	0	0	6
34	FORSYTHE, Pat	2-2	0-0	2-3	1	4	5	3	6	0	1	1	1	21
03	EVANS, Nyles	6	1-4	0-1	0-2	0	2	2	2	2	1	0	0	18
21	MADAMS, Reggie	9	0-2	0-3	0-1	2	2	2	0	1	0	1	0	16
02	CHEATHAM, Jr., Kwan	0-1	0-1	2-2	1	0	1	4	2	0	1	0	0	9
40	IBITAYO, Deji	3-6	2-4	0-0	0	1	1	8	0	0	0	0	15	
12	BETANCOURT, Carmelo	1-3	0-1	0-0	0	0	0	2	2	0	4	0	1	16
13	DIGGS, Quincy	4-8	2-4	3-4	1	4	5	13	4	7	0	1	32	
15	KRETZER, Jake	0-3	0-2	2-2	1	2	3	2	0	0	0	0	20	
23	JOHNSON, Isaiah	0-2	0-0	6-8	2	2	4	3	6	0	1	2	17	
Team														
Totals		13-40	4-16	15-23	9	18	27	23	45	6	21	3	4	200

FG % 1st Half:	8-21 38.1%	2nd Half:	5-19 26.3%	Game:	13-40 32.5%	Deadball Rebounds	6.3
3FG % 1st Half:	2-5 40.0%	2nd Half:	2-11 18.2%	Game:	4-16 25.0%		
FT % 1st Half:	6-8 75.0%	2nd Half:	9-15 60.0%	Game:	15-23 65.2%		

South Carolina 78 • 5-6

#	Player	Total		3-Ptr		Rebounds		PF	TP	A	T	Bk	Stl	Min
		FG	FGA	FG	FGA	FT	FTA							
21	HENRY, Demetrius	4	4-10	0-0	0-1	3	3	6	2	8	0	0	0	22
25	KACINAS, Mindaugas	3	3-5	0-0	1	1	2	4	11</					

GAME 12 - SOUTH CAROLINA 92, MARSHALL 65 DEC. 30, 2013/COLONIAL LIFE ARENA

COLUMBIA, S.C. - After scoring 78 points two days ago, South Carolina (6-6) followed Saturday's performance with its best offensive showing of the season tonight, defeating Marshall (5-8) 92-65 at Colonial Life Arena.

The Gamecocks were led by Tyrone Johnson and Brenton Williams who each scored 18 points on the night. Along with Duane Notice (13) and Demetrius Henry (12), the four combined for 61 of the team's 92 points. Shawn Smith led the Herd with 19 points, while Ryan Taylor chipped in 18.

Williams continued his hot shooting of late from beyond the arc by hitting his first two to give Carolina an early 6-4 lead. After a pair of free throws from Taylor tied-up the game, the Gamecocks went on a 8-3 run as Henry scored four points for Carolina in the paint on consecutive possessions.

As the Herd cut the deficit to three, Henry was there again to extend the lead, hitting a pair of jumpers to push the Gamecocks lead 20-13 with eight minutes remaining.

With Carolina holding a 24-18 lead, Marshall went on a 11-4 run over a two-plus minute span to take a 29-28 lead with 3:55 remaining in the half, its first since taking 4-3 lead early in the game. The Herd went 6-6 from the line during the stretch.

The Gamecocks regained the lead though on a jumpers from Michael Carrera and Johnson. After trading field goals, and the lead, Carolina finished the half on 6-0 run to end the half and take a 36-31 lead into the break after holding Marshall without a field goal over the final 2:44.

Despite allowing the Herd to convert on only eight field goals in the opening 20 minutes, the visitors went 14-20 (70 percent) from the free throw line as the Gamecocks were whistled for 16 fouls.

South Carolina opened the second half on a 9-3 run to take a 45-34 advantage. Sindarius Thornwell scored the three of the first five points of the half after sitting much of the first half with two fouls.

The Herd was able to get the deficit back down to seven with less than 16 minutes to play after a Taylor scored on put back. The Gamecocks quickly countered though as Williams found Notice open in the left corner for a 3. The triple ignited a 14-1 Carolina run over the next three minutes. The freshman ended the night two points off his career-high, but tied his high in assists with six and set a new high in rebounds with six.

With 9:15 remaining, Williams drove to basket and scored a lay-up after being fouled. The senior went to the line and converted on the three-point play and passed John Roche's school record for consecutive free throws made in the process with his 42nd in a row. Williams' streak dates back to Feb. 28, 2013 versus when he hit the second of two free throws versus Missouri.

On Marshall's following possession, Williams turned over Smith and took it the other way to give the Gamecocks a 71-48 lead after a quick 8-2 run with 8:39 remaining.

Holding an 18-point lead with under seven minutes left, Johnson scored six-straight points to extend to the Gamecocks lead to 80-57. The junior finished the night by totaling 18 points for the third time this season.

Carolina closed out the game out-scoring the Herd 12-8, to finished off the 92-65 win.

For only the second time this season, South Carolina hit over 55 percent from the field, going 34-66 (56.8 percent), while the defense held Marshall to 37.8 percent (17-45). The shooting helped Carolina negate a 12-point advantage for the Herd on the free throw line as the visitors hit 30-46 (65.2 percent) from the stripe compared to the Gamecocks who were 18-25 (72 percent). Carolina held a decided advantage on the boards at 45-27.

GAME 13 - SOUTH CAROLINA 82, SC STATE 75 JAN. 3, 2014/COLONIAL LIFE ARENA

COLUMBIA, S.C. - After a furious second-half rally from the visitors, South Carolina (7-6) grinded out an 82-75 win tonight over South Carolina State (4-9) at Colonial Life Arena as the Gamecocks shot 50 percent from the field for the second straight game.

Four Gamecocks ended the night in double figures as senior Brenton Williams led all scorers with 19 points on an efficient 6-7 from the field and 2-3 from 3-point range. Freshman Demetrius Henry recorded his first career double-double with 10 points and a career-high 11 rebounds. Senior forward Matthew Hezekiah led the Bulldogs with 18 points and five rebounds, while fellow senior Theron Stephens added 15 points.

Carolina opened the game on a 5-0 run after a jumper from Williams and three points from Duane Notice. The Bulldogs were able to pull within two to 6-4 after a Devin Joint tipped in a missed jumper from Hezekiah, but Notice responded for the Gamecocks with his sixth point in the first four minutes.

Palmer answered for SC State with a 3 of his own, but Williams connected from 3 on the other end for the Gamecocks as they took a 12-7 lead. That 3-pointer started a 9-1 run for home team that Williams capped off 43rd and 44th consecutive made free throws as he pushed South Carolina's lead to 18-8 with just over 12 minutes to play.

Following Johnson's first 3 of the game just under two minutes later, Laimonas Chatkevicius began to impose himself inside as he scored on three-straight possessions as Notice earned three of his career-high eight assists during the stretch.

With 1:31 left in the half, a quick 5-0 run after a jumper from Notice and Williams' second three of the game, the Gamecocks held their largest lead of the half of 15.

The Bulldogs though turned up the pressure on the final possession after getting two points back. Darrion Eastmon picked off a pass attempt from Notice in the backcourt and dished it to Darryl Palmer for the lay-up on the break.

South Carolina held a 44-33 lead at the break after shooting 15-29 (51.7 percent) from the field and going 6-12 from behind the arc.

SC State continued its late first-half run into the second as Stephens hit back-to-back 3s in the first minute and a half to cut the deficit to 44-39. After a pair of free throws from Sindarius Thornwell three minutes in, the Bulldogs went on a 6-0 run, punctuated by Joint turning a missed shot to cut to the game to two to 50-48 with 15:23 on the clock.

Despite seeing the game cut to one a minute later, the Gamecocks were able to maintain the lead until the Bulldogs came up with another 6-0 run to tie-up the game at 60-60 with 7:02 to play. On the ensuing possession though, Notice found Thornwell open on the right side where he drained his lone 3-pointer on the night.

With SC State trying to get momentum back with the score at 70-65 with under four minutes remaining, Johnson found an opening in the lane and split two defenders as he drove to the basket for a left-handed lay-in as he was fouled. The junior converted the free throw to push the lead to eight. He finished the night with 17 points.

The Gamecocks sealed their fourth-straight win as they hit 9-12 from the free throw line during the final minutes.

South Carolina went 25-50 (50 percent) from the field and 7-15 (46.7 percent) from the 3-point line, while SC State shot 29-65 (44.6 percent) from the field and 5-20 (25 percent) from 3.

GAME 12



Official Basketball Box Score - Game Totals - Final Statistics
Marshall vs South Carolina
12/30/13 7 p.m. ET at Columbia, S.C. (Colonial Life Arena)

Marshall 65 • 5-8

#	Player	Total		3-Pr		Rebounds			PF	TP	A	TO	Blk	Stl	Min
		FG-FGA	FT-FTA	FG-FGA	FT-FTA	Off	Def	Tot							
1	GOARD, TyQuane	f	1-3	0-0	2-4	2	1	3	3	4	1	0	0	0	22
2	TAYLOR, Ryan	f	6-11	1-2	5-8	1	4	5	18	1	0	3	1	29	
1	CANTY, Kareem	g	2-15	0-6	7-8	0	2	2	3	11	1	1	1	38	
2	THOMAS, Chris	g	3-6	0-3	4-9	0	1	1	5	10	3	0	1	17	
15	BOYKINS, DeVince	g	0-1	0-0	1-3	0	2	2	2	1	0	0	0	26	
0	SMITH, Shawn	g	4-6	0-1	11-15	2	1	3	2	19	1	3	0	29	
13	SANE, Cheikh	1-1	0-0	0-0	1-2	3	3	6	2	3	2	0	1	17	
3	MANNING, Tamron	0-1	0-1	0-0	0-2	0	0	0	0	0	0	0	0	5	
34	MBO, Yous	0-0	0-0	0-0	0-0	0	0	0	0	0	0	0	0	15	
3	LOOP, Austin	0-1	0-1	0-0	0-0	0	0	0	0	0	0	0	0	2	
Team		3		6											
Totals		17-45	1-14	30-47	9	18	27	26	65	9	16	6	2	200	

FG % 1st Half: 9-22 36.4% 2nd half: 9-23 39.1%
3FG % 1st Half: 1-7 14.3% 2nd half: 0-7 0.0%
FT % 1st Half: 14-21 66.7% 2nd half: 16-26 61.5%

Game: 17-45 37.8%
Game: 30-47 63.8%

Deadball Rebounds: 8.1

South Carolina 92 • 6-6

#	Player	Total		3-Pr		Rebounds			PF	TP	A	TO	Blk	Stl	Min
		FG-FGA	FT-FTA	FG-FGA	FT-FTA	Off	Def	Tot							
21	HENRY, Demetrius	f	6-7	0-0	0-0	2	2	5	12	0	0	0	1	14	
25	KACINAS, Mindaugas	f	2-5	0-0	0-0	3	2	5	3	4	2	2	0	16	
0	THORNWELL, Sindarius	g	1-3	0-0	1-2	0	1	1	3	3	0	0	0	9	
1	WILLIAMS, Brenton	g	7-11	3-5	1-1	0	1	1	4	18	3	2	0	20	
10	NOTICE, Duane	g	4-8	1-2	4-5	2	4	6	13	6	2	0	1	31	
04	JOHNSON, Tyrone	6-10	2-2	4-6	0	3	3	18	3	1	0	0	0	30	
5	SHAW, Jaylen	0-2	0-0	4-4	0	1	1	4	1	0	0	0	0	17	
12	CONSTABLE, Austin	0-2	0-1	0-0	0-0	0	0	1	0	0	0	0	1	2	
14	CHATKEVICIUS, L.	1-3	0-0	0-0	1	2	2	2	0	0	0	0	0	8	
15	THEUS JR., Reggie	1-2	0-1	1-4	3	0	3	3	1	0	0	0	0	4	
20	MCKIE, Justin	1-3	0-1	1-2	2	2	4	0	3	0	0	1	1	4	
24	CARRERA, Michael	3-4	0-0	2-2	2	3	5	8	1	3	4	1	22		
32	RINGER, Desmond	2-4	0-0	0-0	1	6	7	3	4	0	1	0	0	14	
3	STEELE, Brian	0-2	0-1	0-0	1	0	1	5	0	1	0	0	0	9	
Team		1		2											
Totals		34-66	6-12	18-26	18	26	44	32	92	19	11	4	7	200	

FG % 1st Half: 13-29 44.8% 2nd half: 21-37 56.8%
3FG % 1st Half: 2-3 66.7% 2nd half: 4-9 44.4%
FT % 1st Half: 8-9 88.9% 2nd half: 10-17 58.8%

Game: 34-66 51.5%
Game: 6-12 50.0%
Game: 18-26 69.2%

Deadball Rebounds: 3.2

Score by periods	1st	2nd	Total
Marshall	31	34	65
South Carolina	36	56	92

Last FG - MAR 2nd-03:09, SC 2nd-00:09.
Largest lead - MAR by 1 1st-17:48, SC by 27 2nd-00:09.

Score tied - 2 times.
Lead changed - 6 times.

GAME 13



Official Basketball Box Score - Game Totals - Final Statistics
SC State vs South Carolina
1/3/14 7 p.m. at Columbia, S.C. (Colonial Life Arena)

SC State 75 • 4-9

#	Player	Total		3-Pr		Rebounds			PF	TP	A	TO	Blk	Stl	Min
		FG-FGA	FT-FTA	FG-FGA	FT-FTA	Off	Def	Tot							
30	PALMER, Darryl	f	5-7	2-2	0-1	1	5	6	4	12	0	1	0	0	28
33	RADOVIC, Luka	f	0-1	0-0	1-1	1	1	2	3	1	0	2	0	8	
00	WHITE, Jalen	g	3-6	0-1	2-4	1	1	2	3	8	0	0	0	22	
02	STEPHENS, Theron	g	5-12	3-8	2-2	1	0	1	2	15	2	1	0	22	
15	JOINT, Devin	g	4-6	0-0	1-2	4	3	7	2	9	3	3	2	26	
3	SMITH, Jordan	0-2	0-2	0-0	0	0	0	1	0	0	0	0	0	3	
4	KIRKKEY, Patrick	1-4	0-0	2-4	3	1	4	1	4	1	0	2	15		
5	ADAMS, Adam	1-4	0-2	0-0	0	2	4	8	1	2	0	0	21		
11	MITCHELL, Shaquiel	0-2	0-0	0-0	1	1	2	0	0	1	1	0	11		
12	HEZEKIAH, Matthew	7-9	0-0	4-5	2	3	5	18	0	1	1	0	29		
23	EASTMON, Darron	0-0	0-0	0-0	0	1	1	0	1	1	0	1	2		
32	WRIGHT, Koran	0-6	0-5	0-0	0	1	1	3	0	1	0	0	13		
Team		3		6											
Totals		29-65	5-20	12-18	17	18	35	27	75	14	10	5	7	200	

FG % 1st Half: 12-29 41.4% 2nd half: 17-36 47.2%
3FG % 1st Half: 3-7 42.9% 2nd half: 2-13 15.4%
FT % 1st Half: 6-10 60.0% 2nd half: 6-8 75.0%

Game: 29-65 44.6%
Game: 5-20 25.0%
Game: 12-18 66.7%

Deadball Rebounds: 3

South Carolina 82 • 7-6

#	Player	Total		3-Pr		Rebounds			PF	TP	A	TO	Blk	Stl	Min
		FG-FGA	FT-FTA	FG-FGA	FT-FTA	Off	Def	Tot							
21	HENRY, Demetrius	f	5-11	0-0	0-1	4	7	11	3	10	0	3	1	32	
25	KACINAS, Mindaugas	f	0-0	0-0	3-6	3	6	9	3	0	2	1	1	28	
0	THORNWELL, Sindarius	g	1-6	1-3	5-6	0	4	4	3	8	0	0	0	22	
1	WILLIAMS, Brenton	g	6-7	2-3	5-5	0	0	1	19	3	0	0	0	30	
10	NOTICE, Duane	g	3-8	1-4	6-8	1	0	1	0	13	8	6	1	34	
04	JOHNSON, Tyrone	5-9	2-2	5-7	0	1	1	2	17	1	0	0	1	24	
5	SHAW, Jaylen	2-4	1-3	0-0	0	1	1	2	5	0	0	0	0	9	
14	CHATKEVICIUS, L.	3-3	0-0	0-0	1	1	2	6	0	0	0	0	0	4	
24	CARRERA, Michael	0-2	0-0	1-2	0	0	0	3	1	0	2	0	16		
32	RINGER, Desmond	0-0	0-0	0-0	0	0	0	0	0	0	1	0	0	1	
Team		2		2											
Totals		25-50	7-15	25-35	11	20	31	16	82	13	13	4	4	200	

FG % 1st Half: 15-29 51.7% 2nd half: 10-21 47.6%
3FG % 1st Half: 6-12 50.0% 2nd half: 1-3 33.3%
FT % 1st Half: 8-10 80.0% 2nd half: 17-25 68.0%

Game: 25-50 50.0%
Game: 7-15 46.7%
Game: 25-35 71.4%

Deadball Rebounds: 6.2

Score by periods	1st	2nd	Total
SC State	33	42	75

GAME 15 - LSU 71, SOUTH CAROLINA 68 JAN. 11, 2014/COLONIAL LIFE ARENA

COLUMBIA, S.C. - Despite a 9-0 run late in the contest, South Carolina (7-8, 0-2 SEC) could not overcome a 14-point LSU (10-4, 1-1 SEC) lead in the second half, falling to the Tigers 71-68 in the SEC home opener at Colonial Life Arena. Freshman guard Sindarius Thornwell led all scorers with a season high 25 points in the game.

The Gamecocks were plagued by turnovers for the second-straight game, committing 19 in the contest, including 11 in the first half. South Carolina also suffered a lengthy drought without a basket in the second half, going over eight minutes without a made basket, its only scoring coming from 11 points at the foul line.

Neither team shot well, with the Gamecocks hitting 41.7 percent (20-48) from the field, and LSU just 39.3 percent (22-56). Both teams left points at the foul line as well, as South Carolina went 24-of-34 from the line, and the Tigers 22-of-35.

Rookie guard Duane Notice and freshman forward Demetrius Henry were both called for two early fouls before the 17-minute mark of the opening half.

A jumper from Laimonas Chatkevicius with 12:40 showing on the clock on an assist from junior guard Tyrone Johnson gave Carolina its first lead of the game at 11-9.

Neither team could find the basket through the midway part of the half, with the Gamecocks hitting just their first six attempts and LSU four of its first 16. Carolina held a 15-14 upperhand with 8:40 remaining. Thornwell scored his 11th point of the first half near the seven-minute mark and the contest went into the under-eight minute media timeout knotted at 17.

Back-to-back jumpers from LSU's Jordan Mickey tied the contest at 23 with under four minutes to play, but senior guard Brenton Williams scored his first points of the half on the next Gamecock possession. LSU opened up a seven-point lead after a pair of free throws from Andre Stringer with just over two minutes remaining in the half. Johnson scored two from the free throw line and hit a well-executed 3 out of a Gamecock timeout with under a minute to play, and Carolina trailed by just at 32-30 at the half.

South Carolina opened the contest hitting 6-of-16, but closed the half hitting five of its final 10 attempts. LSU hit 10-of-30 in the opening set, and was 10-of-15 from the foul line, compared to a 6-of-6 effort from Carolina at the line.

LSU held a 40-36 advantage with 15:44 remaining in the game, at the under-16 minute media timeout, but sophomore forward Mindaugas Kacinas connected for two at the free throw line following the break and the Gamecocks trailed by just two.

Kacinas and Thornwell both missed attempts at the foul line near the 13-minute mark, but a tip-in from Thornwell kept the Tiger lead at two with 13:17 to play.

The contest was fast-paced with both teams playing aggressive on both ends of the court. The teams traded baskets through the middle portion of the half, but the Tigers maintained a two-point lead at 44-42 with 11:20 to play.

Mickey and junior forward Johnny O'Bryant III hit consecutive jumpers following a missed free throw from Williams, forcing Gamecock head coach Frank Martin to call a timeout trailing 52-45 with 9:16 to play.

Stringer hit a 3 from the corner with 8:16 to play to push the LSU lead to eight at 55-47, and a 3 from Tim Quarterman saw the Tiger lead advance to 12 at 60-48 just two minutes later.

South Carolina failed to score a basket from the 10:46 mark through the under-four minute media timeout of the half. The drought saw LSU hold a 64-52 advantage with 3:55 to play.

South Carolina continued to battle. A steal from Johnson with 2:24 to play led to a dunk from Thornwell, Carolina's first basket since the 10:46 mark. Thornwell was fouled on the make, but missed the free throw and was called for a foul battling for the rebound.

LSU missed the front end of a 1-and-1 opportunity and Thornwell scored on the transition to pull the Gamecocks within five at 64-59 with 2:11 to play. The Gamecocks utilized their final timeout of the contest following the basket.

The Tigers called timeout with 1:47 to play holding the five-point lead and LSU was unable to convert at the basket, with possession going to Carolina. Johnson had an attempt, but LSU took over possession on the rebound.

LSU's Anthony Hickey converted for two at the foul line for the Tigers, but Williams responded with his first 3 of the contest to cut the lead to four at 66-62 with 54 seconds to play. On LSU's ensuing possession, Carolina was called for an intentional foul, which gave O'Bryant two attempts from the foul line and possession. O'Bryant would hit one at the line to push the lead back to five points.

O'Bryant would add three more from the foul line to push the lead to 69-62 with 41 seconds to play. Johnson would hit a lay-up three seconds later, and LSU would lose possession on the inbound pass. Johnson was fouled on another attempt in the lane and would hit one from the line for a 69-65 Tiger lead.

LSU's Malik Morgan would add two free throws down the stretch and the Tigers would hold on for the 71-68 win despite a 3 from Williams at the buzzer.

LSU out-rebounded the Gamecocks 42-32 in the contest and recorded 14 steals in the game, the most by a Carolina opponent this season. Johnson posted 15 points for the Gamecocks off the bench and Williams added 11 for his seventh-straight double-figure scoring game.

GAME 16 - TEXAS A&M 75, SOUTH CAROLINA 67 JAN. 15, 2014/REED ARENA/COLLEGE STATION, TEXAS

COLLEGE STATION, Texas. - South Carolina (7-9, 0-3 SEC) suffered a 75-67 loss at Texas A&M (12-4, 3-0 SEC) on Wednesday evening in Southeastern Conference play. The Gamecocks led by as many as 11 in the opening half, but the Aggies out-scored Carolina 37-28 in the second half en route to the victory. Junior guard Tyrone Johnson suffered a right foot injury near the end of the first half and did not play the remainder of the game. An update on his injury will be released on Thursday after further evaluation in Columbia.

Foul trouble once again plagued Carolina, with several players' minutes limited due to fouls, especially early in the second half. Senior guard Brenton Williams led the team with 14 points, his eighth-straight double-digit scoring game, while freshman guard Duane Notice added 12 points and five assists. Rookie forward Desmond Ringer set a season high with nine points, and matched a season best with seven rebounds, a team high.

Junior forward Jamal Jones led three Aggies in double figures with 22 points, including a 10-0 run to lead by eight at the first media timeout of the contest.

The Aggies scored the first basket of the ball game, but the Gamecocks responded with a 10-0 run to lead by eight at the first media timeout of the contest.

Williams added two at the free throw line and sophomore forward Michael Carrera scored his first basket of the game at the 14:39 mark, but A&M climbed to within seven to put the score at 14-7 Carolina with just under 12 minutes to play in the half.

The Gamecocks continued to play aggressive on the offensive end at the midway point. Ringer pulled down an offensive rebound and found Carrera for a wide open 3 from the perimeter. Ringer added a lay-in on the next possession, and the Gamecocks' lead stood at 23-16 with 8:52 showing in the half.

The Aggies would put together a 6-2 run over the course of the next minute and a half and the Carolina lead was just three at 25-22 at the under-eight minute media timeout.

Despite lay-ups from sophomore forward Laimonas Chatkevicius on consecutive possessions, a tip-in from A&M's Davonte Fitzgerald gave the Aggies a 32-31 upperhand with 4:20 remaining in the opening 20 minutes of play.

The teams traded baskets the remainder of the half. A tip-in from Chatkevicius and a pair of free throws from A&M's Shawn Smith saw the Gamecocks lead by one at the break, 39-38. With near a minute to play, Johnson was assisted off the court by the Gamecock athletic training staff, suffering a right foot injury after an awkward step on his foot. He did not return the remainder of the game.

The story of the opening half was a 20-10 rebound advantage for the Gamecocks, while Carolina also held a 20-14 upperhand in points in the paint.

The Gamecocks found themselves in foul trouble early in the second half with Notice, Carrera and sophomore forward Mindaugas Kacinas on the bench with three fouls apiece and freshman guard Sindarius Thornwell with four shortly into the half. A 3 from freshman guard Justin McKie pushed the Gamecocks lead to 50-43 with 15:37 to play.

The Aggies pulled to within two at 53-51 on two free throws from freshman guard Shawn Smith but Carolina held its lead, and Ringer scored his season high ninth point of the contest with 8:02 remaining to push the Carolina lead to 57-54.

South Carolina led the entire second half until two free throws from Jones gave Texas A&M a 58-57 advantage. Smith would hit a 3 from the corner at the shot clock buzzer just moments later, and the Gamecocks called a timeout with 5:51 to play.

The Aggies led by five when Williams hit a long 3 after an offensive rebound and assist from Ringer to keep the score within two at 64-62 Aggies with just over four minutes to play.

The teams matched free throws out of the final media timeout of the contest, but the Aggie lead stood at 73-65 with one minute to play after a layup from junior guard Jordan Green.

Williams hit two from the line with 34 seconds remaining, but Texas A&M held on for the 75-67 victory.

GAME 15



Official Basketball Box Score - Game Totals - Final Statistics

LSU vs South Carolina

1/11/14 1:47 p.m. at Columbia, S.C. (Colonial Life Arena)

LSU 71 • 10-4, 1-1 SEC

##	Player	FG	FGA	3-PT	FT	FTA	Rebounds			PF	TP	A	T	Blk	Stl	Min
							Off	Def	Tot							
02	O'BRYANT III, Johnny	f	4-9	0-0	5-10	3	4	7	3	13	3	6	0	1	26	
05	COLEMAN, Shavon	f	1-6	1-4	2-2	0	6	6	1	5	1	4	0	2	24	
25	MICKEY, Jordan	f	6-10	0-0	1-2	1	3	4	13	0	4	1	1	27		
11	HICKEY, Anthony	g	0-6	0-4	2-4	1	1	2	2	2	0	0	0	3	30	
24	MORGAN, Malik	g	3-10	0-4	2-5	3	3	6	3	8	4	2	2	2	33	
10	STRINGER, Andre	g	2-4	2-4	3-4	0	3	3	9	1	0	0	0	23		
12	MARTIN, Jarell	f	5-6	1-1	7-8	3	3	6	4	18	0	2	1	5	21	
31	ODO, John	g	0-0	0-0	0-0	1	0	1	0	0	0	0	0	0	5	
55	QUARTERMAN, Tim	g	1-5	1-1	0-0	2	0	2	4	3	2	1	0	0	11	
	Team		2	3	5											
	Totals		22-56	5-18	22-35	16	26	42	24	71	13	19	4	14	200	

FG % 1st Half: 10-30 33.3% 2nd half: 12-26 46.2% Game: 22-56 39.3% 3FG % 1st Half: 2-10 20.0% 2nd half: 3-8 37.5% Game: 5-18 27.8% FT % 1st Half: 10-15 66.7% 2nd half: 12-20 60.0% Game: 22-35 62.9% Deadball Rebounds 6.1

South Carolina 68 • 7-0, 2-2 SEC

##	Player	FG	FGA	3-PT	FT	FTA	Rebounds			PF	TP	A	T	Blk	Stl	Min
							Off	Def	Tot							
21	HENRY, Demetrius	f	0-1	0-0	0-0	1	0	1	4	0	0	0	0	0	5	
25	KACINAS, Mindaugas	f	0-2	0-0	4-6	1	1	2	3	4	0	0	1	2	22	
00	THORNWELL, Sindarius	g	9-13	1-3	6-9	1	4	5	4	25	2	3	1	1	35	
01	WILLIAMS, Brenton	g	3-13	2-7	3-4	0	3	3	2	11	2	4	0	2	35	
10	NOTICE, Duane	g	0-0	0-0	0-0	0	0	0	0	1	1	0	0	0	8	
04	JOHNSON, Tyrone	g	4-13	1-1	6-8	1	4	5	3	15	3	3	0	1	28	
05	SHAW, Jaylen	f	1-1	0-0	2-2	0	2	2	4	2	3	0	0	0	14	
14	CHATKEVICIUS, L.	f	1-1	0-0	0-0	3	3	1	2	0	1	0	1	0	10	
24	CARRERA, Michael	f	2-3	0-0	1-3	0	2	2	3	5	0	2	2	2	20	
32	RINGER, Desmond	f	0-1	0-0	2-2	1	4	5	2	0	2	0	0	0	23	
	Team		2	2	4											
	Totals		20-48	4-11	24-34	7	25	32	28	68	10	19	4	9	200	

FG % 1st Half: 11-26 42.3% 2nd half: 9-22 40.9% Game: 20-48 41.7% 3FG % 1st Half: 2-6 33.3% 2nd half: 2-5 40.0% Game: 4-11 36.4% FT % 1st Half: 6-6 100.0 2nd half: 18-28 64.3% Game: 24-34 70.6% Deadball Rebounds 4

Officials: Joe Lindsay, Patrick Evans, Mike Thibodeaux

Technical fouls: LSU-None. South Carolina-None.

Attendance: 12071

Score by periods	1st	2nd	Total
LSU	32	39	71
South Carolina	30	38	68

	In	Off	2nd	Fast
Points	24	19	10	2
LSU	24	19	10	2
South Carolina	26	13	6	8

Last FG - LSU 2nd-06:03, SC 2nd-00:31. Largest lead - LSU by 14 2nd-05:45, SC by 3 1st-04:45.

Score tied - 8 times. Lead changed - 12 times.

GAME 16



Official Basketball Box Score - Game Totals - Final Statistics

South Carolina vs Texas A&M

01/15/14 7:00 PM at Reed Arena (College Station, TX)

South Carolina 67 • 7-9, 0-3 SEC

##	Player	FG	FGA	3-PT	FT	FTA	Rebounds			PF	TP	A	T	Blk	Stl	Min
							Off	Def	Tot							
00	THORNWELL, Sindarius	*	2-7	0-1	1-1	1	0	1	5	5	2	5	0	0	21	
01	WILLIAMS, Brenton	*	3-10	2-6	6-6	0	3	3	1	14	0	3	0	1	36	
10	NOTICE, Duane	*	3-7	1-3	5-7	1	2	3	3	12	5	1	1	1	28	
21	HENRY, Demetrius	*	2-3	0-0	0-0	1	1	2	2	4	2	1	0	1	19	
25	KACINAS, Mindaugas	*	1-1	0-0	1-2	0	1	1	4	3	0	1	0	1	10	
04	JOHNSON, Tyrone	g	0-3	0-2	0-0	1	2	3	1	0	2	1	0	0	13	
05	SHAW, Jaylen	g	0-2	0-2	0-0	0	0	0	2	0	2	0	0	0	13	
14	CHATKEVICIUS, L.	f	4-6	1-1	0-0	2	2	4	4	8	0	2	1	1	10	
15	THEUS JR., Reggie	f	0-0	0-0	0-0	0	0	0	1	0	0	0	0	0	11	
20	MCKIE, Justin	f	2-3	1-2	0-0	0	3	3	1	5	0	0	0	0	14	
24	CARRERA, Michael	f	3-4	1-1	0-0	1	2	3	3	7	0	1	0	4	11	
32	RINGER, Desmond	f	3-3	0-0	3-6	3	4	7	4	9	2	2	0	0	28	
	Team		2	1	3											
	Totals		23-49	5-18	16-22	12	21	33	31	67	15	17	2	9	200	

FG % 1st Half: 14-28 50.0% 2nd half: 9-21 42.9% Game: 23-49 46.9% 3FG % 1st Half: 3-7 42.9% 2nd half: 2-11 18.2% Game: 5-18 27.8% FT % 1st Half: 8-9 88.9% 2nd half: 8-13 61.5% Game: 16-22 72.7% Deadball Rebounds 1

Texas A&M 75 • 12-4, 3-0 SEC

##	Player	FG	FGA	3-PT	FT	FTA	Rebounds			PF	TP	A	T	Blk	Stl	Min
							Off	Def	Tot							
05	Jordan Green	*	2-4	0-1	5-8	0	2	2	4	9	1	0	0	1	20	
12	Fabyon Harris	*	1-3	0-2	0-0	0	1	1	2	2	0	0	0	0	21	
14	Kourtney Roberson	*	2-3	0-0	0-2	1	2	3	2	4	0	1	0	1	29	
21	Alex Caruso	*	1-3	1-1	0-2	0	1	1	3	3	7	5	2	0	30	
23	Jamal Jones	*	5-11	3-7	9-12	0	4	4	2	22	2	0	0	2	35	
02	Shawn Smith	*	3-4	2-2	6-8	1	3	4	4	14	2	0	0	1	19	
15	Davonte Fitzgerald	*	6-7	1-2	0-0	2	1	3	2	13	0	0	1	0	18	
24	Antwan Space	*	2-5	0-1	4-9	1	3	4	1	8	2	2	0	1	28	
	Team		1	2	3											



#23 - BRUCE ELLINGTON

SENIOR | GUARD | 5'9" | 196 | 3VL

MONCK'S CORNER, S.C./BERKELEY

ELLINGTON'S CAREER HIGHS

POINTS

31, at Furman (Dec. 22, 2010)

FIELD GOALS

11, at Furman (Dec. 22, 2010)

FIELD GOAL ATTEMPTS

23, at Furman (Dec. 22, 2010)

3-POINT FIELD GOALS

6, twice, last vs. Vanderbilt (Jan. 8, 2011)

3-POINT FIELD GOAL ATTEMPTS

13, twice, last vs. Tennessee (Feb. 16, 2011)

FREE THROWS

7, twice, last vs. Kentucky (Feb. 5, 2013)

FREE THROW ATTEMPTS

11, vs. Arkansas (Jan. 19, 2011)

REBOUNDS

9, vs. Missouri (Jan. 22, 2013)

ASSISTS

8, vs. WKU (Nov. 27, 2010)

BLOCKS

2, vs. LSU (Feb. 14, 2013)

STEALS

4, at Michigan State (Nov. 16, 2010)

MINUTES PLAYED

46, vs. WKU (Nov. 27, 2010)

ELLINGTON'S SEASON HIGHS

POINTS

8, vs. USC Upstate (Dec. 19, 2013)

FIELD GOALS

3, twice, last vs. USC Upstate (Dec. 19, 2013)

FIELD GOAL ATTEMPTS

13, vs. USC Upstate (Dec. 19, 2013)

3-POINT FIELD GOALS

2, vs. USC Upstate (Dec. 19, 2013)

3-POINT FIELD GOAL ATTEMPTS

8, vs. USC Upstate (Dec. 19, 2013)

FREE THROWS

2, at Oklahoma State (Dec. 6, 2013)

FREE THROW ATTEMPTS

2, at Oklahoma State (Dec. 6, 2013)

REBOUNDS

2, vs. USC Upstate (Dec. 19, 2013)

ASSISTS

2, twice, last vs. USC Upstate (Dec. 19, 2013)

BLOCKS

1, twice, last vs. USC Upstate (Dec. 19, 2013)

STEALS

2, vs. USC Upstate (Dec. 19, 2013)

MINUTES PLAYED

29, vs. USC Upstate (Dec. 19, 2013)

2013-14

Opponent	Date	GS	Min	FG-FGA	Pct	3FG-FGA	Pct	FT-FTA	Pct	Off	Def	Tot	Avg	PF	FO	A	TO	Blk	Stl	Pts	Avg	
Longwood	11/9/13	-	-	-	-	-	-	-	-	-	-	-	-	-	-	-	-	-	-	-	-	-
at Baylor	11/12/13	-	-	-	-	-	-	-	-	-	-	-	-	-	-	-	-	-	-	-	-	-
at Clemson	11/17/13	-	-	-	-	-	-	-	-	-	-	-	-	-	-	-	-	-	-	-	-	-
Fla. International	11/24/13	-	-	-	-	-	-	-	-	-	-	-	-	-	-	-	-	-	-	-	-	-
at Oklahoma St.	12/6/13	17	0-2	.000	0-1	.000	2-2	1.000	1	0	1	1.0	2	0	1	1	0	1	2	2.0		
Manhattan	12/17/13	*	23	3-6	.500	1-4	.250	0-0	1.000	1	0	1	1.0	3	0	2	3	1	0	7	4.5	
USC Upstate	12/19/13	*	29	3-13	.230	2-8	.250	0-0	1.000	0	2	2	1.3	3	0	2	0	1	2	8	5.7	
vs. Saint Mary's	12/22/13	-	-	-	-	-	-	-	-	-	-	-	-	-	-	-	-	-	-	-	-	-
vs. Boise State	12/23/13	-	-	-	-	-	-	-	-	-	-	-	-	-	-	-	-	-	-	-	-	-
vs. Akron	12/25/13	-	-	-	-	-	-	-	-	-	-	-	-	-	-	-	-	-	-	-	-	-
Akron	12/28/13	-	-	-	-	-	-	-	-	-	-	-	-	-	-	-	-	-	-	-	-	-
Marshall	12/30/13	-	-	-	-	-	-	-	-	-	-	-	-	-	-	-	-	-	-	-	-	-
SC State	1/3/14	-	-	-	-	-	-	-	-	-	-	-	-	-	-	-	-	-	-	-	-	-
at Florida	1/8/14	-	-	-	-	-	-	-	-	-	-	-	-	-	-	-	-	-	-	-	-	-
LSU	1/11/14	-	-	-	-	-	-	-	-	-	-	-	-	-	-	-	-	-	-	-	-	-
at Texas A&M	1/15/14	-	-	-	-	-	-	-	-	-	-	-	-	-	-	-	-	-	-	-	-	-
Ole Miss	1/18/14	-	-	-	-	-	-	-	-	-	-	-	-	-	-	-	-	-	-	-	-	-
at Georgia	1/22/14	-	-	-	-	-	-	-	-	-	-	-	-	-	-	-	-	-	-	-	-	-
at Missouri	1/25/14	-	-	-	-	-	-	-	-	-	-	-	-	-	-	-	-	-	-	-	-	-
Texas A&M	1/29/14	-	-	-	-	-	-	-	-	-	-	-	-	-	-	-	-	-	-	-	-	-
at Ole Miss	2/1/14	-	-	-	-	-	-	-	-	-	-	-	-	-	-	-	-	-	-	-	-	-
Auburn	2/5/14	-	-	-	-	-	-	-	-	-	-	-	-	-	-	-	-	-	-	-	-	-
at Tennessee	2/8/14	-	-	-	-	-	-	-	-	-	-	-	-	-	-	-	-	-	-	-	-	-
Vanderbilt	2/12/14	-	-	-	-	-	-	-	-	-	-	-	-	-	-	-	-	-	-	-	-	-
Alabama	2/15/14	-	-	-	-	-	-	-	-	-	-	-	-	-	-	-	-	-	-	-	-	-
at Arkansas	2/19/14	-	-	-	-	-	-	-	-	-	-	-	-	-	-	-	-	-	-	-	-	-
Georgia	2/22/14	-	-	-	-	-	-	-	-	-	-	-	-	-	-	-	-	-	-	-	-	-
at Auburn	2/26/14	-	-	-	-	-	-	-	-	-	-	-	-	-	-	-	-	-	-	-	-	-
Kentucky	3/1/14	-	-	-	-	-	-	-	-	-	-	-	-	-	-	-	-	-	-	-	-	-
Florida	3/4/14	-	-	-	-	-	-	-	-	-	-	-	-	-	-	-	-	-	-	-	-	-
at Miss. State	3/8/14	-	-	-	-	-	-	-	-	-	-	-	-	-	-	-	-	-	-	-	-	-

SEASON NOTES

Declared for the 2014 NFL Draft on Jan. 3, 2014, and will not complete his senior season with the men's basketball team. Ellington concludes his career on the hardwood for the Garnet and Black with 80 career games played and 66 starts. He scored 893 points for an 11.3 points per game average. The Moncks Corner, S.C., native averaged 3.0 assists, 2.7 rebounds and 1.0 steals in 30.4 minutes per game. Ellington posted 39 double-figure scoring games in his career, including eight 20-point games and one 30-point effort, a career high 31 points at Furman during his freshman season of 2010-11.

Joined the men's basketball squad for practice on Tuesday, Dec. 2 ... Posted two points in first contest of the season at No. 9/11 Oklahoma State (Dec. 6) ... Posted seven points, including the first five of the game, vs. Manhattan (Dec. 17) ... Scored eight points, with two assists and two steals vs. USC Upstate (Dec. 19) ... Will practice and compete with the Gamecock football team through the Capital One Bowl on Jan. 1, 2014 ... In the Capital One Bowl, had six receptions for 140 yards and two touchdowns ...

CAREER STATISTICS

Season	GP-GS	Min	Avg	FG	FGA	Pct	3FG	3FGA	Pct	FT	FTA	Pct	Off	Def	Tot	Avg	PF	FO	Ast	TO	Blk	Stl	Pts	Avg
2010-11	30-30	928	30.9	138	423	.326	61	198	.308	47	74	.635	25	75	100	3.3	75	0	97	87	0	31	384	12.8
2011-12	24-15	697	29.0	100	280	.357	39	118	.331	26	34	.765	18	37	55	2.3	53	0	74	54	2	16	265	11.0
2012-13	23-19	741	32.2	78	233	.335	23	82	.280	48	74	.649	16	43	59	2.6	64	2	62	66	5	29	227	9.9
2013-14	3-2	69	23.0	6	21	.286	3	13	.231	2	2	1.000	2	2	4	1.3	8	0	5	4	2	3	17	5.7
Totals	80-66	2435	30.4	322	957	.336	126	411	.307	123	184	.668	61	157	218	2.7	200	2	238	211	9	79	893	11.3

CAREER SEC STATISTICS

Season	GP-GS	Min	Avg	FG	FGA	Pct	3FG	3FGA	Pct	FT	FTA	Pct	Off	Def	Tot	Avg	PF	FO	Ast	TO	Blk	Stl	Pts	Avg
2011	16-16	500	31.3	69	237	.291	31	122	.254	23	35	.657	18	32	50	3.1	41	0	42	43	0	14	192	12.0
2012	16-14	511	31.9	72	209	.344	26	85	.306	18	24	.750	14	28	42	2.6	34	0	58	40	1	14	188	11.8
2013	18-18	606	33.7	61	191	.319	19	68	.279	34	54	.630	13	33	46	2.6	50	2	57	52	4	26	175	9.7
Totals	50-48	1617	32.3	202	637	.317	76	275	.276	75	113	.664	45	93	138	2.8	125	2	157	135	5	54	555	11.1



#1 - BRENTON WILLIAMS

SENIOR | GUARD | 5'11" | 172 | 2VL
KISSIMMEE, FLA./OSCEOLA HIGH SCHOOL/
SANTA FE COLLEGE

WILLIAMS' CAREER HIGHS

- POINTS**
38, vs. Miss. State (March 6, 2013)
- FIELD GOALS**
10, vs. Miss. State (March 6, 2013)
- FIELD GOAL ATTEMPTS**
17, vs. Miss. State (March 6, 2013)
- 3-POINT FIELD GOALS**
6, vs. Miss. State (March 6, 2013)
- 3-POINT FIELD GOAL ATTEMPTS**
11, vs. Miss. State (March 13, 2013)
- FREE THROWS**
12, vs. Miss. State (March 6, 2013)
- FREE THROW ATTEMPTS**
12, vs. Miss. State (March 6, 2013)
- REBOUNDS**
5, twice, last vs. Vandy (March 9, 2013)
- ASSISTS**
4, twice, last vs. Miss. State (March 13, 2013)
- BLOCKS**
1, 5 times, last vs. App State (Dec. 19, 2012)
- STEALS**
5, vs. Western Carolina (Nov. 11, 2011)
- MINUTES PLAYED**
38, vs. Rider (Nov. 19, 2012)

WILLIAMS' SEASON HIGHS

- POINTS**
24, vs. Akron (Dec. 28, 2013)
- FIELD GOALS**
8, vs. Akron (Dec. 28, 2013)
- FIELD GOAL ATTEMPTS**
17, vs. Akron (Dec. 28, 2013)
- 3-POINT FIELD GOALS**
6, vs. Akron (Dec. 28, 2013)
- 3-POINT FIELD GOAL ATTEMPTS**
9, vs. Akron (Dec. 28, 2013)
- FREE THROWS**
6, twice, last at Texas A&M (Jan. 15, 2014)
- FREE THROW ATTEMPTS**
6, twice, last at Texas A&M (Jan. 15, 2014)
- REBOUNDS**
4, twice, last vs. Akron (Dec. 25, 2013)
- ASSISTS**
3, 3x, last vs. SC State (Jan. 3, 2014)
- BLOCKS**
-
- STEALS**
3, at Florida (Jan. 8, 2014)
- MINUTES PLAYED**
36, at Texas A&M (Jan. 15, 2014)

2013-14

Opponent	Date	GS	Min	FG-FGA	Pct	3FG-3FGA	Pct	FT-FTA	Pct	Off	Def	Tot	Avg	PF	FO	A	TO	Blk	Stl	Pts	Avg
Longwood	11/9/13	22	5-11	.454	2-7	.285	2-2	1.000	0	4	4	4.0	0	1	0	0	0	14	14.0		
at Baylor	11/12/13	29	3-7	.428	2-5	.400	4-4	1.000	0	2	2	3.0	2	0	1	0	0	1	12	13.0	
at Clemson	11/17/13	19	0-5	.000	0-2	.000	0-0	.000	0	2	2	2.7	0	1	0	0	0	0	0	8.7	
Fla. International	11/24/13	18	4-8	.500	2-5	.400	6-6	1.000	1	1	2	2.5	2	0	2	2	0	2	16	10.5	
at Oklahoma St.	12/6/13	2	0-0	.000	0-0	.000	0-0	.000	0	0	0	2.0	0	0	0	0	0	0	0	8.4	
Manhattan	12/17/13	6	0-1	.000	0-1	.000	0-0	.000	0	0	0	1.7	1	0	1	1	0	0	0	7.0	
USC Upstate	12/19/13	20	3-9	.333	2-8	.250	0-0	.000	0	2	2	1.7	0	0	2	2	0	1	8	7.1	
vs. Saint Mary's	12/22/13	29	2-6	.333	2-4	.500	2-2	1.000	0	2	2	1.8	0	0	3	1	0	1	8	7.3	
vs. Boise State	12/23/13	29	4-12	.333	2-7	.285	4-4	1.000	1	2	3	1.9	3	0	0	2	0	1	14	8.0	
vs. Akron	12/25/13	* 30	3-8	.375	2-4	.500	4-4	1.000	1	3	4	2.1	2	0	2	0	0	1	12	8.4	
Akron	12/28/13	* 33	8-17	.470	6-9	.667	2-2	1.000	0	1	1	2.0	0	0	1	0	0	0	24	9.8	
Marshall	12/30/13	* 20	7-11	.636	3-5	.600	1-1	1.000	0	1	1	1.9	0	0	3	2	0	1	18	10.5	
SC State	1/3/14	* 30	6-7	.857	2-3	.667	5-5	1.000	0	0	0	1.8	1	0	3	0	0	0	19	11.2	
at Florida	1/8/14	* 25	4-10	.400	2-6	.333	0-0	.000	0	1	1	1.7	1	0	1	2	0	3	10	11.1	
LSU	1/11/14	* 35	3-13	.231	2-7	.286	3-4	.750	0	3	3	1.8	2	0	2	4	0	2	11	11.1	
at Texas A&M	1/15/14	* 36	3-10	.300	2-6	.333	6-6	1.000	0	3	3	1.9	1	0	0	3	0	0	14	11.3	
Ole Miss	1/18/14																				
at Georgia	1/22/14																				
at Missouri	1/25/14																				
Texas A&M	1/29/14																				
at Ole Miss	2/1/14																				
Auburn	2/5/14																				
at Tennessee	2/8/14																				
Vanderbilt	2/12/14																				
Alabama	2/15/14																				
at Arkansas	2/19/14																				
Georgia	2/22/14																				
at Auburn	2/26/14																				
Kentucky	3/1/14																				
Florida	3/4/14																				
at Miss. State	3/8/14																				

SEASON NOTES

Scored 10 points, hitting 7-of-8 from the free throw line in exhibition vs. USC Aiken (Nov. 3) ... Scored 14 points off the bench in season opener vs. Longwood (Nov. 9) ... Just one rebound shy of matching career high vs. the Lancers ... Posted 12 points, including a perfect 4-of-4 effort from the free throw line at Baylor (Nov. 12) ... Hit 4-of-8 attempts, including two 3s, and all six attempts from the free throw line for 16 points, while adding two assists and two steals vs. FIU (Nov. 24) ... After struggling in consecutive games, scored eight points, and dished two assists in 20 minutes vs. USC Upstate (Dec. 19) ... Was solid at Diamond Head Classic, scoring eight points vs. Saint Mary's (Dec. 22), followed by a team high 14 vs. Boise State (Dec. 23) and 12 vs. Akron (Dec. 25) ... Posted two 3s in each game at the Classic, and pulled down four rebounds vs. the Zips in third-place game ... Scored a season high, his third-career 20-point game with 24 points in win vs. Akron (Dec. 28) in second meeting between two schools ... Matched career high with six made 3s in the contest, and tied John Roche's school record for consecutive free throws at 41 ... Foul trouble midway through the first half vs. Marshall (Dec. 30), but finished the game with a team high 18 points, including setting SC record for consecutive free throws made with 42 ... Scored a team-high 19 points on 6-7 shooting from the field vs. SC State (Jan. 3) including 2-3 from 3, while extending SC consecutive free throw record to 47 after going 5-5 from the line ... Posted 10 points on 4-of-10 shooting and recording a season high three steals at No. 10/11 Florida (Jan. 8) ... Scored 11 points to go along with two assists and two steals vs. LSU (Jan. 11) ... Also saw his school record consecutive made free throws streak end at 50 after going 3-of-4 from the line ... Tied a season at the foul line, going 6-of-6 at Texas A&M (Jan. 15) as he scored a team-high 14 points grabbed three rebounds in a season high 36 minutes ...

CAREER STATISTICS

Season	GP-GS	Min	Avg	FG	FGA	Pct	3FG	3FGA	Pct	FT	FTA	Pct	Off	Def	Tot	Avg	PF	FO	Ast	TO	Blk	Stl	Pts	Avg
2011-12	23-0	323	14.0	46	117	.393	26	66	.394	23	28	.821	4	15	19	0.8	27	1	13	19	2	15	141	6.1
2012-13	31-7	652	21.0	105	238	.441	50	126	.397	80	95	.842	9	47	56	1.8	44	1	42	37	4	22	340	11.0
2013-14	16-7	1358	23.9	55	135	.407	31	79	.392	39	40	.975	3	27	30	1.9	21	0	23	19	0	14	180	11.3
Totals	70-14	1358	19.4	206	490	.420	107	271	.395	142	163	.871	16	89	105	1.5	92	2	78	75	6	51	661	9.4

CAREER SEC STATISTICS

Season	GP-GS	Min	Avg	FG	FGA	Pct	3FG	3FGA	Pct	FT	FTA	Pct	Off	Def	Tot	Avg	PF	FO	Ast	TO	Blk	Stl	Pts	Avg
2012	15-0	230	15.3	32	83	.386	20	50	.400	11	14	.786	4	12	16	1.1	20	1	7	10	2	7	95	6.3
2013	17-1	305	17.9	50	127	.394	25	66	.379	39	44	.886	5	24	29	1.7	22	1	20	15	0	10	164	9.6
2014	3-3	96	32.0	10	33	.303	6	19	.316	9	10	.900	0	7	7	2.3	6	0	3	9	0	6	35	11.7
Totals	35-4	631	18.0	92	243	.379	51	135	.377	59	68	.868	9	43	52	1.5	478	2	30	44	2	22	294	8.4



#4 - TYRONE JOHNSON

JUNIOR | GUARD | 6'3" | 194 | 1VL
PLAINFIELD, N.J./MONTROSE CHRISTIAN
SCHOOL/VILLANOVA

2013-14

Opponent	Date	GS	Min	FG-FA	Pct	3FG-3FA	Pct	FT-FTA	Pct	Off	Def	Tot	Avg	PF	FO	A	TO	Blk	Stl	Pts	Avg
Longwood	11/9/13	*	24	6-9	.667	0-1	.000	6-7	.857	0	2	2	2.0	2	0	2	4	1	1	18	18.0
at Baylor	11/12/13	*	33	1-7	.142	0-0	.000	6-9	.667	0	4	4	3.0	2	0	8	2	0	2	8	13.0
at Clemson	11/17/13	*	32	2-11	.181	0-2	.000	1-2	.500	1	2	3	3.0	2	0	2	2	0	1	5	10.3
Fla. International	11/24/13	*	37	5-10	.500	1-2	.500	7-8	.875	0	0	0	2.3	1	0	7	1	0	1	18	12.3
at Oklahoma St.	12/6/13	*	29	4-9	.444	1-2	.500	3-4	.750	1	2	3	2.4	1	0	3	2	0	0	12	12.2
Manhattan	12/17/13	*	27	3-8	.375	0-0	.000	6-11	.545	1	1	2	2.3	2	0	3	3	0	0	12	12.2
USC Upstate	12/19/13	*	27	2-6	.333	0-1	.000	7-8	.875	1	2	4	2.6	1	0	3	2	0	1	11	12.0
vs. Saint Mary's	12/22/13	*	36	6-9	.667	1-1	1.000	3-4	.750	0	3	3	2.6	3	0	3	4	0	0	16	12.5
vs. Boise State	12/23/13	*	21	2-7	.285	0-3	.000	1-2	.500	0	1	1	2.4	0	0	3	0	0	0	5	11.7
vs. Akron	12/25/13		22	2-8	.250	0-0	.000	6-6	1.000	1	4	5	2.7	3	0	5	2	0	0	10	11.5
Akron	12/28/13		20	1-4	.250	0-0	.000	0-0	.000	0	2	2	2.6	0	0	5	0	0	2	2	10.6
Marshall	12/30/13		30	6-10	.600	2-2	1.000	4-6	.667	0	3	3	2.7	1	0	3	1	0	0	18	11.3
SC State	1/3/14		24	5-9	.556	2-2	1.000	5-7	.714	0	1	1	2.5	2	0	1	0	0	0	17	11.7
at Florida	1/8/14		27	3-10	.300	0-0	.000	6-7	.857	3	3	6	2.8	1	0	2	3	0	0	12	11.7
LSU	1/11/14		28	4-13	.308	1-1	1.000	6-8	.750	1	4	5	2.9	3	0	3	3	0	1	15	11.9
at Texas A&M	1/15/14		13	0-3	.000	0-2	.000	0-0	.000	1	2	3	2.9	1	0	2	1	0	0	0	11.2
Ole Miss	1/18/14																				
at Georgia	1/22/14																				
at Missouri	1/25/14																				
Texas A&M	1/29/14																				
at Ole Miss	2/1/14																				
Auburn	2/5/14																				
at Tennessee	2/8/14																				
Vanderbilt	2/12/14																				
Alabama	2/15/14																				
at Arkansas	2/19/14																				
Georgia	2/22/14																				
at Auburn	2/26/14																				
Kentucky	3/1/14																				
Florida	3/4/14																				
at Miss. State	3/8/14																				

CAREER STATISTICS

Season	GP-GS	Min	Avg	FG	FGA	Pct	3FG	3FGA	Pct	FT	FTA	Pct	Off	Def	Tot	Avg	PF	FO	Ast	TO	Blk	Stl	Pts	Avg
2011-12*	32-9	567	17.7	33	106	.311	6	26	.230	35	40	.875	2	31	33	1.0	47	2	65	58	2	19	107	3.3
2012-13	DNP - Transfer																							
2013-14	16-9	430	26.9	52	142	.366	8	19	.421	67	89	.753	10	37	47	2.9	25	0	55	30	1	10	179	11.2
Totals	48-18	997	20.8	85	239	.356	14	45	.311	102	129	.791	12	68	80	1.7	72	2	120	88	3	29	286	6.0

* indicates at Villanova

CAREER SEC STATISTICS

Season	GP-GS	Min	Avg	FG	FGA	Pct	3FG	3FGA	Pct	FT	FTA	Pct	Off	Def	Tot	Avg	PF	FO	Ast	TO	Blk	Stl	Pts	Avg
2014	3-0	68	22.7	7	26	.333	1	3	.333	12	15	.800	5	9	14	4.7	5	0	7	7	0	1	27	9.0

JOHNSON'S CAREER HIGHS

- POINTS**
18, 3x, last vs. Marshall (Dec. 30, 2013)
- FIELD GOALS**
6, 3x, last vs. Marshall (Dec. 30, 2013)
- FIELD GOAL ATTEMPTS**
13, twice, last vs. LSU (Jan. 11, 2014)
- 3-POINT FIELD GOALS**
2, 3x, last vs. SC State (Jan. 3, 2014)
- 3-POINT FIELD GOAL ATTEMPTS**
3, 3x, last vs. Boise State (Dec. 23, 2013)
- FREE THROWS**
7, twice, last vs. USC Upstate (Dec. 19, 2013)
- FREE THROW ATTEMPTS**
11, vs. Manhattan (Dec. 17, 2013)
- REBOUNDS**
6, at Florida (Jan. 8, 2014)
- ASSISTS**
8, at Baylor (Nov. 12, 2013)
- BLOCKS**
1, 3x, vs. Longwood (Nov. 9, 2013)
- STEALS**
4, vs. USF (Feb. 15, 2012)
- MINUTES PLAYED**
41, vs. UCONN (Feb. 20, 2012)

JOHNSON'S SEASON HIGHS

- POINTS**
18, 3x, last vs. Marshall (Dec. 30, 2013)
- FIELD GOALS**
6, 3x, last vs. Marshall (Dec. 30, 2013)
- FIELD GOAL ATTEMPTS**
13, vs. LSU (Jan. 11, 2014)
- 3-POINT FIELD GOALS**
2, twice, last vs. SC State (Jan. 3, 2014)
- 3-POINT FIELD GOAL ATTEMPTS**
3, vs. Boise State (Dec. 23, 2013)
- FREE THROWS**
7, twice, last vs. USC Upstate (Dec. 19, 2013)
- FREE THROW ATTEMPTS**
11, vs. Manhattan (Dec. 17, 2013)
- REBOUNDS**
6, at Florida (Jan. 8, 2014)
- ASSISTS**
8, at Baylor (Nov. 12, 2013)
- BLOCKS**
1, vs. Longwood (Nov. 9, 2013)
- STEALS**
2, twice, last vs. Akron (Dec. 28, 2013)
- MINUTES PLAYED**
37, vs. FIU (Nov. 24, 2013)

SEASON NOTES

Semester transfer from Villanova ... Received waiver from NCAA on Nov. 8 to play effective immediately ... Scored a game high 18 points on 6-of-9 shooting and a 6-of-7 effort from the free throw line in season opener vs. Longwood (Nov. 9), which was first regular season competition since the 2011-12 campaign at Villanova ... Struggled from the floor, hitting just 1-of-7 attempts, but dished a career high eight assists at Baylor (Nov. 12) ... Struggled from the floor at Clemson (Nov. 17), hitting just 2-of-11 attempts ... Matched career high with 18 points, hitting 7-of-8 from the free throw line, and nearly matching career high with seven assists in win vs. FIU (Nov. 24) ... Posted 12 points and three assists at No. 9/11 Oklahoma State (Dec. 6) ... Posted 12 points, and dished three assists vs. Manhattan (Dec. 17) ... Scored 11 points and dished three assists, matching season high with four rebounds vs. USC Upstate (Dec. 19) ... Solid at Diamond Head Classic, scoring in double figures in two of three games, including a team high 16 points in win vs. Saint Mary's (Dec. 22) ... Also scored 10 points, hitting 6-of-6 from the free throw line, in win vs. Akron (Dec. 25) ... Matched season high with two steals vs. Akron (Dec. 28) ... Matched career high for the third time this season with 18 points off the bench in win vs. Marshall (Dec. 30) ... Was one point shy of his career high vs. SC State (Jan. 3), scoring 17 points, hitting 5-of-9 attempts while coming off the bench ... Hit 3-of-10 attempts from the field at Florida (Jan. 8), but went 6-of-7 from the line for a team-high 12 points, while grabbing a season-high 6 rebounds ... Posted 15 points, hitting 6-8 from the foul line, as he pulled down five rebounds and had three assists vs. LSU (Jan. 11) ... Pulled down three rebounds and dished two assists in 13 minutes at Texas A&M (Jan. 15) before leaving with a right foot injury ...



#24 - MICHAEL CARRERA

SOPHOMORE | FORWARD | 6'5" | 214 | 1VL

ANZOÁTEGUI, VENEZUELA / MONTROSE CHRISTIAN

CARRERA'S CAREER HIGHS

- POINTS**
23, vs. LSU (Jan. 16, 2013)
- FIELD GOALS**
7, vs. LSU (Jan. 16, 2013)
- FIELD GOAL ATTEMPTS**
13, twice, last vs. Texas A&M (March 2, 2013)
- 3-POINT FIELD GOALS**
2, 3x, last vs. Longwood (Nov. 9, 2013)
- 3-POINT FIELD GOAL ATTEMPTS**
5, vs. Longwood (Nov. 9, 2013)
- FREE THROWS**
9, vs. LSU (Jan. 16, 2013)
- FREE THROW ATTEMPTS**
10, vs. LSU (Jan. 16, 2013)
- REBOUNDS**
15, vs. Milwaukee (Nov. 1, 2012)
- ASSISTS**
5, vs. Auburn (Jan. 12, 2013)
- BLOCKS**
4, vs. Marshall (Dec. 30, 2013)
- STEALS**
4, at Texas A&M (Jan. 15, 2014)
- MINUTES PLAYED**
36, vs. LSU (Jan. 16, 2013)

CARRERA'S SEASON HIGHS

- POINTS**
13, vs. Akron (Dec. 28, 2013)
- FIELD GOALS**
5, twice, last vs. Akron (Dec. 28, 2013)
- FIELD GOAL ATTEMPTS**
9, twice, last vs. Akron (Dec. 28, 2013)
- 3-POINT FIELD GOALS**
2, vs. Longwood (Nov. 9, 2013)
- 3-POINT FIELD GOAL ATTEMPTS**
5, vs. Longwood (Nov. 9, 2013)
- FREE THROWS**
6, at Baylor (Nov. 12, 2013)
- FREE THROW ATTEMPTS**
6, at Baylor (Nov. 12, 2013)
- REBOUNDS**
9, vs. Longwood (Nov. 9, 2013)
- ASSISTS**
2, twice, last vs. Akron (Dec. 28, 2013)
- BLOCKS**
4, vs. Marshall (Dec. 30, 2013)
- STEALS**
4, at Texas A&M (Jan. 15, 2014)
- MINUTES PLAYED**
25, vs. Longwood (Nov. 9, 2013)

2013-14

Opponent	Date	GS	Min	FG-FGA	Pct	3FG-FGA	Pct	FT-FTA	Pct	Off	Def	Tot	Avg	PF	FO	A	TO	Blk	Stl	Pts	Avg	
Longwood	11/9/13	25	4-7	.571	2-5	.400	2-4	.500	2	7	9	9.0	3	0	1	0	2	12	12.0			
at Baylor	11/12/13	* 23	1-5	.200	0-1	.000	6-6	1.000	4	3	7	8.0	4	0	2	0	1	0	8	10.0		
at Clemson	11/17/13	21	4-9	.444	0-2	.000	1-3	.333	1	1	2	6.0	1	0	1	0	2	9	9.7			
Fla. International	11/24/13	* 22	1-6	.167	1-4	.250	0-1	.000	1	4	5	5.8	0	0	0	2	2	1	3	8.0		
at Oklahoma St.	12/6/13	* 17	0-4	.000	0-0	.000	1-2	.500	3	4	7	6.0	2	0	0	6	1	1	1	6.6		
Manhattan	12/17/13	14	3-8	.375	0-0	.000	4-4	1.000	3	1	4	5.7	4	0	1	0	0	1	10	7.2		
USC Upstate	12/19/13	-	-	-	-	-	-	-	-	-	-	-	-	-	-	-	-	-	-	-	-	-
vs. Saint Mary's	12/22/13	9	1-1	1.000	0-0	.000	1-2	.500	0	0	0	4.9	2	0	0	1	1	0	3	6.6		
vs. Boise State	12/23/13	7	2-3	.667	0-0	.000	4-5	.800	1	0	1	4.4	1	0	0	0	0	8	6.8			
vs. Akron	12/25/13	19	5-8	.625	0-1	.000	0-0	.000	2	3	5	4.4	2	0	0	1	0	0	10	7.1		
at Akron	12/28/13	18	5-9	.625	0-1	.000	3-4	.750	3	4	7	4.7	2	0	2	1	0	0	13	7.7		
Marshall	12/30/13	22	3-4	.750	0-0	.000	2-2	1.000	2	3	5	4.7	3	0	1	3	4	1	8	7.7		
SC State	1/3/14	16	0-2	.000	0-0	.000	1-2	.500	0	0	0	4.3	3	0	0	1	2	0	1	7.2		
at Florida	1/8/14	16	1-3	.333	0-0	.000	1-2	.500	2	2	4	5.7	0	0	1	1	0	0	3	6.8		
LSU	1/11/14	20	2-3	.667	0-0	.000	1-3	.333	0	2	2	4.1	3	0	0	2	2	2	5	6.7		
at Texas A&M	1/15/14	11	3-4	.750	1-1	1.000	0-0	.000	1	2	3	4.1	3	0	0	1	0	4	7	6.7		
Ole Miss	1/18/14																					
at Georgia	1/22/14																					
at Missouri	1/25/14																					
Texas A&M	1/29/14																					
at Ole Miss	2/1/14																					
Auburn	2/5/14																					
at Tennessee	2/8/14																					
Vanderbilt	2/12/14																					
Alabama	2/15/14																					
at Arkansas	2/19/14																					
Georgia	2/22/14																					
at Auburn	2/26/14																					
Kentucky	3/1/14																					
Florida	3/4/14																					
at Miss. State	3/8/14																					

SEASON NOTES

Scored 14 points and collected five rebounds in exhibition vs. USC Aiken (Nov. 3) ... Scored 12 points and just one rebound shy of a double-double with nine boards in season opener vs. Longwood (Nov. 9) ... Matched career high with two made 3s vs. the Lancers, also a team high two blocks and two steals ... Scored nine points off the bench at Clemson (Nov. 17), collected just two rebounds ... Blocked a team high two shots vs. FIU (Nov. 24) ... Struggled at No. 9/11 Oklahoma State (Dec. 6), posting four turnovers, with one point and a team high seven rebounds ... Scored 10 points vs. Manhattan (Dec. 17) ... Was suspended for the USC Upstate contest due to his involvement in a post-game altercation following the Dec. 17 Manhattan contest ... Returned from suspension vs. Saint Mary's (Dec. 22) ... Scored eight points in seven minutes vs. Boise State (Dec. 23) ... Posted 10 points and five rebounds in win vs. Akron at the Diamond Head Classic (Dec. 25) ... Posted a season high 13 points in win vs. Akron (Dec. 28) ... Led team with seven rebounds in home contest vs. the Zips ... Scored eight points and collected five rebounds, with a career high four blocks vs. Marshall (Dec. 30) ... Posted a team high two blocked shots vs. SC State (Jan. 3) ... Pulled down four rebounds to go with three points at No. 10/11 Florida (Jan. 8) ... Recorded two blocks and two steals vs. LSU (Jan. 11) to go with five points ... Recorded a career high in steals with four while scoring seven points on 3-of-4 from the field and grabbing three rebounds ...

CAREER STATISTICS

Season	GP-GS	Min	Avg	FG	FGA	Pct	3FG	3FGA	Pct	FT	FTA	Pct	Off	Def	Tot	Avg	PF	FO	Ast	TO	Blk	Stl	Pts	Avg
2012-13	27-22	572	21.2	89	201	.443	7	20	.350	83	112	.741	80	115	195	7.2	85	5	17	51	17	9	268	9.9
2013-14	15-3	260		35	76	.461	4	15	.267	27	40	.675	25	36	61	4.1	33	0	8	20	15	14	101	6.7
Totals	42-25	832		124	277	.448	11	35	.314	110	152	.724	105	151	256	6.1	118	5	25	71	32	23	369	8.8

CAREER SEC STATISTICS

Season	GP-GS	Min	Avg	FG	FGA	Pct	3FG	3FGA	Pct	FT	FTA	Pct	Off	Def	Tot	Avg	PF	FO	Ast	TO	Blk	Stl	Pts	Avg
2013	18-15	394	21.9	59	139	.424	5	15	.333	53	74	.716	54	77	131	7.3	57	4	11	32	8	8	176	9.8
2014	3-0	47	15.7	6	10	.600	1	1	1.000	2	5	.400	3	6	9	3.0	6	0	1	4	2	6	15	5.0
Totals	21-15	441	21.0	65	149	.436	6	16	.375	55	79	.696	57	83	140	6.7	63	4	12	36	10	14	191	9.2



#14 - LAIMONAS CHATKEVICIUS

SO. | FORWARD | 6'11" | 250 | 1VL
 KLAIPEDA, LITHUANIA/SOUTH KENT SCHOOL
 (CONN.)

CHATKEVICIUS' CAREER HIGHS

POINTS
 12 vs. Saint Mary's (Dec. 22, 2013)

FIELD GOALS
 5, twice, last vs. Saint Mary's (Dec. 22, 2013)

FIELD GOAL ATTEMPTS
 9, vs. Miss. State (March 13, 2013)

3-POINT FIELD GOALS
 1, 3x, last vs. Vandy (March 9, 2013)

3-POINT FIELD GOAL ATTEMPTS
 2, twice, last vs. Miss. State (March 13, 2013)

FREE THROWS
 4, vs. Missouri (Jan. 22, 2013)

FREE THROW ATTEMPTS
 7, vs. Alabama (Feb. 16, 2013)

REBOUNDS
 10, vs. Georgia (Feb. 23, 2013)

ASSISTS
 4, vs. Jacksonville (Dec. 7, 2012)

BLOCKS
 3, vs. Georgia (Feb. 23, 2013)

STEALS
 1, 4x, last vs. LSU (Jan. 11, 2014)

MINUTES PLAYED
 34, vs. Georgia (Feb. 23, 2013)

CHATKEVICIUS' SEASON HIGHS

POINTS
 12 vs. Saint Mary's (Dec. 22, 2013)

FIELD GOALS
 5 vs. Saint Mary's (Dec. 22, 2013)

FIELD GOAL ATTEMPTS
 6, 4x, last at Texas A&M (Jan. 15, 2014)

3-POINT FIELD GOALS
 -

3-POINT FIELD GOAL ATTEMPTS
 1, at Texas A&M, (Jan. 15, 2014)

FREE THROWS
 2, vs. Saint Mary's (Dec. 22, 2013)

FREE THROW ATTEMPTS
 4, vs. Saint Mary's (Dec. 22, 2013)

REBOUNDS
 7, vs. Saint Mary's (Dec. 22, 2013)

ASSISTS
 1, 3x, last vs. Akron (Dec. 25, 2013)

BLOCKS
 2 vs. Boise State (Dec. 23, 2013)

STEALS
 1, 4x, last vs. LSU (Jan. 11, 2014)

MINUTES PLAYED
 21, vs. Saint Mary's (Dec. 22, 2013)

2013-14

Opponent	Date	GS	Min	FG-FGA	Pct	3FG-3FGA	Pct	FT-FTA	Pct	Off	Def	Tot	Avg	PF	FO	A	TO	Blk	Stl	Pts	Avg
Longwood	11/9/13	8	1-1	1.000	0-0	.000	0-0	.000	1	3	4	4.0	0	0	0	1	0	2	2.0		
at Baylor	11/12/13	14	1-3	.333	0-0	.000	0-0	.000	0	2	2	3.0	2	0	0	1	1	1	2	2.0	
at Clemson	11/17/13	10	2-3	.667	0-0	.000	0-0	.000	2	0	2	2.7	3	0	0	1	1	0	4	2.7	
Fla. International	11/24/13	-	-	-	-	-	-	-	-	-	-	-	-	-	-	-	-	-	-	-	-
at Oklahoma St.	12/6/13	6	0-0	.000	0-0	.000	0-0	.000	0	1	1	2.3	0	0	1	0	0	0	0	2.0	
Manhattan	12/17/13	16	3-6	.500	0-0	.000	1-2	.500	1	3	4	2.6	2	0	0	0	0	0	7	3.0	
USC Upstate	12/19/13	12	3-6	.500	0-0	.000	0-0	.000	2	4	6	3.2	4	0	0	0	0	1	6	3.5	
vs. Saint Mary's	12/22/13	21	5-6	.833	0-0	.000	2-4	.500	2	5	7	3.7	4	0	0	2	1	1	12	4.7	
vs. Boise State	12/23/13	13	1-2	.500	0-0	.000	0-0	.000	1	5	6	4.0	2	0	1	2	2	0	2	4.4	
vs. Akron	12/25/13	10	1-3	.333	0-0	.000	0-0	.000	2	2	4	4.0	1	0	1	0	0	0	2	4.1	
Akron	12/28/13	3	0-0	.000	0-0	.000	0-0	.000	1	0	1	3.7	1	0	0	0	0	0	0	3.7	
Marshall	12/30/13	8	1-3	.333	0-0	.000	0-0	.000	1	1	2	3.5	1	0	0	0	0	0	2	3.5	
SC State	1/3/14	4	3-3	1.000	0-0	.000	0-0	.000	1	1	2	3.4	1	0	0	0	0	0	6	3.8	
at Florida	1/8/14	2	0-0	.000	0-0	.000	0-0	.000	0	0	0	3.2	0	0	0	1	0	0	0	3.5	
LSU	1/11/14	10	1-1	1.000	0-0	.000	0-0	.000	0	3	3	3.1	1	0	0	1	0	1	2	3.4	
at Texas A&M	1/15/14	10	4-6	.667	0-1	.000	0-0	.000	2	2	4	3.2	4	0	0	2	1	0	8	3.7	
Ole Miss	1/18/14																				
at Georgia	1/22/14																				
at Missouri	1/25/14																				
Texas A&M	1/29/14																				
at Ole Miss	2/1/14																				
Auburn	2/5/14																				
at Tennessee	2/8/14																				
Vanderbilt	2/12/14																				
Alabama	2/15/14																				
at Arkansas	2/19/14																				
Georgia	2/22/14																				
at Auburn	2/26/14																				
Kentucky	3/1/14																				
Florida	3/4/14																				
at Miss. State	3/8/14																				

SEASON NOTES

Posted a double-double with 10 points and 11 rebounds in exhibition contest vs. USC Aiken (Nov. 3) ... Scored his only attempt and blocked one shot in season opener vs. Longwood (Nov. 9) ... Scored two points and pulled down two rebounds, with one block and a steal at Baylor (Nov. 12) ... Scored four points, hitting 2-of-3 attempts at Clemson (Nov. 17) ... Scored a season high seven points, collecting four rebounds, vs. Manhattan (Dec. 17) ... Scored six points and pulled down six rebounds in just 12 minutes vs. USC Upstate (Dec. 19) ... Played very well at Diamond Head Classic, posting a career high 12 points and season high seven rebounds in win vs. Saint Mary's (Dec. 22) to open tournament play ... Scored two points and collected a team high six rebounds vs. Boise State (Dec. 23) and contributed two points and four rebounds vs. Akron (Dec. 25) ... Collected six points in four minutes going 3-of-3 from the field vs. SC State (Jan. 3) ... Pulled down three rebounds and recorded a steal vs. LSU (Jan. 11) ... Went 4-of-6 from the field for eight points to go with four rebounds at Texas A&M (Jan. 15) ...

CAREER STATISTICS

Season	GP-GS	Min	Avg	FG	FGA	Pct	3FG	3FGA	Pct	FT	FTA	Pct	Off	Def	Tot	Avg	PF	FO	Ast	TO	Blk	Stl	Pts	Avg
2012-13	23-10	304	13.2	38	85	.447	3	10	.300	22	36	.611	28	46	74	3.2	42	1	12	32	13	3	101	4.4
2013-14	15-0	147	9.8	64	128	.605	0	1	.000	3	6	.500	16	32	48	3.2	26	0	3	10	7	4	55	3.7
Totals	38-10	451	11.9	64	128	.500	3	11	.273	25	42	.595	44	78	122	3.2	68	1	15	42	20	7	156	4.1

CAREER SEC STATISTICS

Season	GP-GS	Min	Avg	FG	FGA	Pct	3FG	3FGA	Pct	FT	FTA	Pct	Off	Def	Tot	Avg	PF	FO	Ast	TO	Blk	Stl	Pts	Avg
2013	15-10	213	14.2	23	59	.390	2	7	.286	19	28	.679	17	35	52	3.5	30	1	5	22	11	2	67	4.5
2014	3-0	22	7.3	5	7	.714	0	1	.000	0	0	.000	2	5	7	2.3	5	0	0	4	1	1	10	2.2
Totals	18-10	235	13.1	28	68	.412	2	8	.200	19	28	.679	19	40	59	3.3	35	1	5	25	12	3	77	4.3



#12 - AUSTIN CONSTABLE

SOPHOMORE | GUARD | 5'11" | 180 | 1VL

WEST CHESTER, PA./HENDERSON

CONSTABLE'S CAREER HIGHS

POINTS	-
FIELD GOALS	-
FIELD GOAL ATTEMPTS	2, twice, last vs. Marshall (Dec. 30, 2013)
3-POINT FIELD GOALS	-
3-POINT FIELD GOAL ATTEMPTS	1, twice, last vs. Marshall (Dec. 30, 2013)
FREE THROWS	-
FREE THROW ATTEMPTS	-
REBOUNDS	-
ASSISTS	-
BLOCKS	-
STEALS	-
MINUTES PLAYED	2, 3x, last vs. Marshall (Dec. 30, 2013)

CONSTABLE'S SEASON HIGHS

POINTS	-
FIELD GOALS	-
FIELD GOAL ATTEMPTS	2, vs. Marshall (Dec. 30, 2013)
3-POINT FIELD GOALS	-
3-POINT FIELD GOAL ATTEMPTS	1, vs. Marshall (Dec. 30, 2013)
FREE THROWS	-
FREE THROW ATTEMPTS	-
REBOUNDS	-
ASSISTS	-
BLOCKS	-
STEALS	1, vs. Marshall (Dec. 30, 2013)
MINUTES PLAYED	2, twice, last vs. Marshall (Dec. 30, 2013)

2013-14

Opponent	Date	GS	Min	FG-FGA	Pct	3FG-FGA	Pct	FT-FTA	Pct	Off	Def	Tot	Avg	PF	FO	A	TO	Blk	Stl	Pts	Avg	
Longwood	11/9/13	-	-	-	-	-	-	-	-	-	-	-	-	-	-	-	-	-	-	-	-	-
at Baylor	11/12/13	-	-	-	-	-	-	-	-	-	-	-	-	-	-	-	-	-	-	-	-	-
at Clemson	11/17/13	-	-	-	-	-	-	-	-	-	-	-	-	-	-	-	-	-	-	-	-	-
Fla. International	11/24/13	-	-	-	-	-	-	-	-	-	-	-	-	-	-	-	-	-	-	-	-	-
at Oklahoma St.	12/6/13	-	-	-	-	-	-	-	-	-	-	-	-	-	-	-	-	-	-	-	-	-
Marquette	12/17/13	-	-	-	-	-	-	-	-	-	-	-	-	-	-	-	-	-	-	-	-	-
USC Upstate	12/19/13	-	-	-	-	-	-	-	-	-	-	-	-	-	-	-	-	-	-	-	-	-
vs. Saint Mary's	12/22/13	-	-	-	-	-	-	-	-	-	-	-	-	-	-	-	-	-	-	-	-	-
vs. Boise State	12/23/13	-	-	-	-	-	-	-	-	-	-	-	-	-	-	-	-	-	-	-	-	-
vs. Akron	12/25/13	-	-	-	-	-	-	-	-	-	-	-	-	-	-	-	-	-	-	-	-	-
Akron	12/28/13	2	0-0	.000	0-0	.000	0-0	.000	0-0	0	0	0	0.0	0	0	0	0	0	0	0	0	0.0
Marshall	12/30/13	2	0-2	.000	0-1	.000	0-0	.000	0-0	0	0	0	0.0	0	0	0	0	1	0	0	0.0	
SC State	1/3/14	-	-	-	-	-	-	-	-	-	-	-	-	-	-	-	-	-	-	-	-	-
at Florida	1/8/14	-	-	-	-	-	-	-	-	-	-	-	-	-	-	-	-	-	-	-	-	-
LSU	1/11/14	-	-	-	-	-	-	-	-	-	-	-	-	-	-	-	-	-	-	-	-	-
at Texas A&M	1/15/14	-	-	-	-	-	-	-	-	-	-	-	-	-	-	-	-	-	-	-	-	-
Ole Miss	1/18/14	-	-	-	-	-	-	-	-	-	-	-	-	-	-	-	-	-	-	-	-	-
at Georgia	1/22/14	-	-	-	-	-	-	-	-	-	-	-	-	-	-	-	-	-	-	-	-	-
at Missouri	1/25/14	-	-	-	-	-	-	-	-	-	-	-	-	-	-	-	-	-	-	-	-	-
Texas A&M	1/29/14	-	-	-	-	-	-	-	-	-	-	-	-	-	-	-	-	-	-	-	-	-
at Ole Miss	2/1/14	-	-	-	-	-	-	-	-	-	-	-	-	-	-	-	-	-	-	-	-	-
Auburn	2/5/14	-	-	-	-	-	-	-	-	-	-	-	-	-	-	-	-	-	-	-	-	-
at Tennessee	2/8/14	-	-	-	-	-	-	-	-	-	-	-	-	-	-	-	-	-	-	-	-	-
Vanderbilt	2/12/14	-	-	-	-	-	-	-	-	-	-	-	-	-	-	-	-	-	-	-	-	-
Alabama	2/15/14	-	-	-	-	-	-	-	-	-	-	-	-	-	-	-	-	-	-	-	-	-
at Arkansas	2/19/14	-	-	-	-	-	-	-	-	-	-	-	-	-	-	-	-	-	-	-	-	-
Georgia	2/22/14	-	-	-	-	-	-	-	-	-	-	-	-	-	-	-	-	-	-	-	-	-
at Auburn	2/26/14	-	-	-	-	-	-	-	-	-	-	-	-	-	-	-	-	-	-	-	-	-
Kentucky	3/1/14	-	-	-	-	-	-	-	-	-	-	-	-	-	-	-	-	-	-	-	-	-
Florida	3/4/14	-	-	-	-	-	-	-	-	-	-	-	-	-	-	-	-	-	-	-	-	-
at Miss. State	3/8/14	-	-	-	-	-	-	-	-	-	-	-	-	-	-	-	-	-	-	-	-	-

SEASON NOTES

Saw two minutes of action in win vs. Akron (Dec. 28) ... Collected a steal vs. Marshall (Dec. 30) ...

CAREER STATISTICS

Season	GP-GS	Min	Avg	FG	FGA	Pct	3FG	3FGA	Pct	FT	FTA	Pct	Off	Def	Tot	Avg	PF	FO	Ast	TO	Blk	Stl	Pts	Avg
2012-13	4-0	6	1.5	0	2	.000	0	1	.000	0	0	.000	1	0	1	0.3	0	0	0	1	0	0	0	0.0
2013-14	2-0	4	2.0	0	2	.000	0	1	.000	0	0	.000	0	0	0	0.0	1	0	0	0	0	1	0	0.0
Totals	6-0	10	1.7	0	4	.000	0	2	.000	0	0	.000	1	0	1	0.2	1	0	0	1	0	1	0	0.0

CAREER SEC STATISTICS

Season	GP-GS	Min	Avg	FG	FGA	Pct	3FG	3FGA	Pct	FT	FTA	Pct	Off	Def	Tot	Avg	PF	FO	Ast	TO	Blk	Stl	Pts	Avg
2013	1-0	1	1.0	0	0	.000	0	0	.000	0	0	.000	0	0	0	0.0	0	0	0	0	0	0	0	0.0
2014	0-0	0	0.0	0	0	.000	0	0	.000	0	0	.000	0	0	0	0.0	0	0	0	0	0	0	0	0.0
Totals	1-0	1	1.0	0	0	.000	0	0	.000	0	0	.000	0	0	0	0.0	0	0	0	0	0	0	0	0.0



#25 - MINDAUGAS KACINAS

SOPHOMORE | FORWARD | 6'7" | 210 | 1VL
KLAIPEDA, LITHUANIA/WORD OF LIFE FIRE
TRADITIONAL SCHOOL

KACINAS' CAREER HIGHS

POINTS
18, vs. Rider (Nov. 19, 2012)

FIELD GOALS
8, vs. Rider (Nov. 19, 2012)

FIELD GOAL ATTEMPTS
11, 3x, last at Clemson (Nov. 13, 2013)

3-POINT FIELD GOALS
1, 3 times, last vs. Clemson (Dec. 2, 2012)

3-POINT FIELD GOAL ATTEMPTS
3, twice, last vs. App State (Dec. 19, 2012)

FREE THROWS
6, vs. Milwaukee (Nov. 11, 2012)

FREE THROW ATTEMPTS
8, vs. Milwaukee (Nov. 11, 2012)

REBOUNDS
14, vs. Longwood (Nov. 9, 2013)

ASSISTS
3, twice, last vs. App State (Dec. 19, 2012)

BLOCKS
3, vs. Appalachian State (Dec. 19, 2012)

STEALS
2, 3x, last vs. LSU (Jan. 11, 2014)

MINUTES PLAYED
36, vs. USC Upstate (Dec. 19, 2013)

KACINAS' SEASON HIGHS

POINTS
12, at Clemson (Nov. 13, 2013)

FIELD GOALS
6, at Clemson (Nov. 13, 2013)

FIELD GOAL ATTEMPTS
11, at Clemson (Nov. 13, 2013)

3-POINT FIELD GOALS
-

3-POINT FIELD GOAL ATTEMPTS
1, vs. USC Upstate (Dec. 19, 2013)

FREE THROWS
5, vs. Akron (Dec. 28, 2013)

FREE THROW ATTEMPTS
6, 3x, last vs. LSU (Jan. 11, 2014)

REBOUNDS
14, vs. Longwood (Nov. 9, 2013)

ASSISTS
2, twice, last vs. Marshall (Dec. 30, 2013)

BLOCKS
2, twice, last vs. Akron (Dec. 28, 2013)

STEALS
2, 2x, last vs. LSU (Jan. 11, 2014)

MINUTES PLAYED
36, vs. USC Upstate (Dec. 19, 2013)

2013-14

Opponent	Date	GS	Min	FG-FGA	Pct	3FG-FGA	Pct	FT-FTA	Pct	Off	Def	Tot	Avg	PF	FO	A	TO	Blk	Stl	Pts	Avg
Longwood	11/9/13	*	29	4-6	.667	0-0	.000	0-0	.000	5	9	14	14.0	2	0	0	3	2	0	8	8.0
at Baylor	11/12/13	*	18	1-2	.500	0-0	.000	0-0	.000	1	1	2	8.0	5	1	0	1	0	1	2	5.0
at Clemson	11/17/13	*	31	6-11	.545	0-0	.000	1-2	.500	7	5	12	9.3	4	0	0	2	0	1	13	7.7
Fla. International	11/24/13	*	35	3-5	.600	0-0	.000	3-4	.750	4	5	9	9.3	2	0	0	3	0	0	9	8.0
at Oklahoma St.	12/6/13	*	32	1-4	.250	0-0	.000	4-6	.667	3	2	5	8.4	4	0	0	4	0	1	6	7.6
Manhattan	12/17/13	*	24	3-4	.750	0-0	.000	1-4	.250	1	4	5	7.8	5	1	2	1	1	1	7	7.5
USC Upstate	12/19/13	*	36	2-5	.400	0-1	.000	1-2	.500	3	6	9	8.0	2	0	1	2	1	1	5	7.1
vs. Saint Mary's	12/22/13	*	14	2-3	.667	0-0	.000	2-3	.667	1	0	1	7.1	4	0	0	2	0	0	6	7.0
vs. Boise State	12/23/13	*	28	0-1	.000	0-0	.000	0-1	.000	1	2	3	6.7	2	0	1	3	0	0	0	6.2
vs. Akron	12/25/13	*	15	2-3	.667	0-0	.000	0-0	.000	0	0	0	6.0	3	0	0	0	0	1	4	6.0
Akron	12/28/13	*	26	3-5	.600	0-0	.000	5-5	1.000	1	1	2	5.6	4	0	0	3	2	2	11	6.5
Marshall	12/30/13	*	16	2-5	.400	0-0	.000	0-0	.000	3	2	5	5.6	3	0	2	2	0	1	4	6.3
SC State	1/3/14	*	28	0-0	.000	0-0	.000	3-6	.500	3	6	9	5.8	1	0	2	1	1	3	6.0	
at Florida	1/8/14	*	20	2-2	1.000	0-0	.000	2-2	1.000	2	2	4	5.7	4	0	0	3	0	1	6	6.0
LSU	1/11/14	*	22	0-2	.000	0-0	.000	4-6	.667	1	1	2	5.5	3	0	0	1	2	4	5.9	
at Texas A&M	1/15/14	*	10	1-1	1.000	0-0	.000	1-2	.500	0	1	1	5.2	4	0	0	1	0	1	3	5.7
Ole Miss	1/18/14																				
at Georgia	1/22/14																				
at Missouri	1/25/14																				
Texas A&M	1/29/14																				
at Ole Miss	2/1/14																				
Auburn	2/5/14																				
at Tennessee	2/8/14																				
Vanderbilt	2/12/14																				
Alabama	2/15/14																				
at Arkansas	2/19/14																				
Georgia	2/22/14																				
at Auburn	2/26/14																				
Kentucky	3/1/14																				
Florida	3/4/14																				
at Miss. State	3/8/14																				

SEASON NOTES

Scored eight points and dished one assist in exhibition vs. USC Aiken (Nov. 3) ... Set a career high with 14 rebounds, while adding eight points and matching for a team high two blocks in contest vs. Longwood (Nov. 9) ... Also earned the start vs. the Lancers ... In foul trouble most of the game at Baylor (Nov. 12), contributed two points, two rebounds and a steal vs. the Bears ... Continues to impress on the boards, collecting a team high 12 rebounds, including seven on the offensive glass, at Clemson (Nov. 17), also posted team high 13 points for first double-double of the season and second of his career ... Near double-double with nine points and nine rebounds vs. FIU (Nov. 24) ... Scored six points, and collected five rebounds in a team high 32 minutes played at No. 9/11 Oklahoma State (Dec. 6) ... Scored seven points and pulled down five rebounds vs. Manhattan (Dec. 17) ... Scored five points and pulled down a team high nine rebounds in a career-high 36 minutes vs. USC Upstate (Dec. 19) ... Scored six points but was in foul trouble early in win vs. Saint Mary's (Dec. 22) ... Followed with a three-rebound performance vs. Boise State (Dec. 23) and scored four points, but didn't collect a rebound in win vs. Akron (Dec. 25) ... Scored 11 points and blocked two shots, with two steals in home win vs. Akron (Dec. 28) ... Four points and five rebounds vs. Marshall (Dec. 30) ... Posted nine rebounds to go with three points vs. SC State (Jan. 3) ... Scored six points at No. 10/11 Florida (Jan. 8), going 2-of-2 from the field and at the free throw line, while also grabbing four rebounds ... Went 4-of-6 from the foul line and tied his career high with two steals vs. LSU (Jan. 11) ...

CAREER STATISTICS

Season	GP-GS	Min	Avg	FG	FGA	Pct	3FG	3FGA	Pct	FT	FTA	Pct	Off	Def	Tot	Avg	PF	FO	Ast	TO	Blk	Stl	Pts	Avg
2012-13	31-9	606	19.5	57	110	.518	4	20	.200	34	50	.680	50	66	116	3.7	67	1	21	46	15	10	152	4.9
2013-14	16-16	384	24.0	32	59	.542	0	1	.000	27	43	.628	36	47	83	5.2	52	2	6	32	8	14	91	5.7
Totals	47-25	990	21.1	89	169	.527	4	21	.190	61	93	.656	86	113	199	4.2	119	3	27	78	23	24	243	5.2

CAREER SEC STATISTICS

Season	GP-GS	Min	Avg	FG	FGA	Pct	3FG	3FGA	Pct	FT	FTA	Pct	Off	Def	Tot	Avg	PF	FO	Ast	TO	Blk	Stl	Pts	Avg
2013	17-4	255	15.0	16	40	.400	1	7	.143	11	16	.688	14	27	41	2.4	32	0	7	18	2	4	44	2.6
2014	3-3	52	17.3	3	5	.600	0	0	.000	7	10	.700	3	4	7	2.3	11	0	0	4	1	4	13	4.3
Totals	20-7	307	15.4	19	45	.422	1	7	.143	18	26	.692	17	31	48	2.4	43	0	7	22	3	8	57	2.9



#35 - BRIAN STEELE

SOPHOMORE | FORWARD | 6'5" | 200 | 1VL

GREENVILLE, S.C./WADE HAMPTON SCHOOL

STEELE'S CAREER HIGHS

- POINTS**
6, vs. Miss State (March 6, 2013)
- FIELD GOALS**
2, vs. Miss State (March 6, 2013)
- FIELD GOAL ATTEMPTS**
7, vs. Miss State (March 13, 2013)
- 3-POINT FIELD GOALS**
2, vs. Miss State (March 6, 2013)
- 3-POINT FIELD GOAL ATTEMPTS**
5, vs. Miss State (March 6, 2013)
- FREE THROWS**
2, vs. Presbyterian (Dec. 29, 2012)
- FREE THROW ATTEMPTS**
2, vs. Presbyterian (Dec. 29, 2012)
- REBOUNDS**
7, vs. Miss. State (March 13, 2013)
- ASSISTS**
3, vs. Vandy (March 9, 2013)
- BLOCKS**
-
- STEALS**
1, twice, last vs. Texas A&M (March 2, 2013)
- MINUTES PLAYED**
25, vs. Texas A&M (March 2, 2013)

STEELE'S SEASON HIGHS

- POINTS**
3, vs. Boise State (Dec. 23, 2013)
- FIELD GOALS**
1, vs. Boise State (Dec. 23, 2013)
- FIELD GOAL ATTEMPTS**
2, twice, last vs. Marshall (Dec. 30, 2013)
- 3-POINT FIELD GOALS**
1, vs. Boise State (Dec. 23, 2013)
- 3-POINT FIELD GOAL ATTEMPTS**
1, 3x, last vs. Marshall (Dec. 30, 2013)
- FREE THROWS**
-
- FREE THROW ATTEMPTS**
-
- REBOUNDS**
1, vs. Marshall (Dec. 30, 2013)
- ASSISTS**
1, vs. Marshall (Dec. 30, 2013)
- BLOCKS**
-
- STEALS**
-
- MINUTES PLAYED**
11, vs. Boise State (Dec. 23, 2013)

2013-14

Opponent	Date	GS	Min	FG-FGA	Pct	3FG-FGA	Pct	FT-FTA	Pct	Off	Def	Tot	Avg	PF	FO	A	TO	Blk	Stl	Pts	Avg	
Longwood	11/9/13	-	-	-	-	-	-	-	-	-	-	-	-	-	-	-	-	-	-	-	-	-
at Baylor	11/12/13	-	-	-	-	-	-	-	-	-	-	-	-	-	-	-	-	-	-	-	-	-
at Clemson	11/17/13	1	0-0	.000	0-0	.000	0-0	.000	0-0	0	0	0	0.0	0	0	0	0	0	0	0	0	0.0
Fla. International	11/24/13	-	-	-	-	-	-	-	-	-	-	-	-	-	-	-	-	-	-	-	-	-
at Oklahoma St.	12/6/13	-	-	-	-	-	-	-	-	-	-	-	-	-	-	-	-	-	-	-	-	-
Manhattan	12/17/13	2	0-0	.000	0-0	.000	0-0	.000	0-0	0	0	0	0.0	0	0	0	0	0	0	0	0	0.0
USC Upstate	12/19/13	-	-	-	-	-	-	-	-	-	-	-	-	-	-	-	-	-	-	-	-	-
vs. Saint Mary's	12/22/13	-	-	-	-	-	-	-	-	-	-	-	-	-	-	-	-	-	-	-	-	-
vs. Boise State	12/23/13	11	1-2	.500	1-1	1.000	0-0	.000	0-0	0	0	0	0.0	0	0	0	2	0	0	3	1.0	
vs. Akron	12/25/13	6	0-1	.000	0-1	.000	0-0	.000	0-0	0	0	0	0.0	1	0	0	0	0	0	0	0	0.8
Akron	12/28/13	7	0-0	.000	0-0	.000	0-0	.000	0-0	0	0	0	0.0	0	0	0	0	0	0	0	0	0.6
Marshall	12/30/13	9	0-2	.000	0-1	.000	0-0	.000	1-1	1	1	0.2	5	1	1	0	0	0	0	0	0.5	
SC State	1/3/14	-	-	-	-	-	-	-	-	-	-	-	-	-	-	-	-	-	-	-	-	-
at Florida	1/8/14	-	-	-	-	-	-	-	-	-	-	-	-	-	-	-	-	-	-	-	-	-
LSU	1/11/14	-	-	-	-	-	-	-	-	-	-	-	-	-	-	-	-	-	-	-	-	-
at Texas A&M	1/15/14	-	-	-	-	-	-	-	-	-	-	-	-	-	-	-	-	-	-	-	-	-
Ole Miss	1/18/14	-	-	-	-	-	-	-	-	-	-	-	-	-	-	-	-	-	-	-	-	-
at Georgia	1/22/14	-	-	-	-	-	-	-	-	-	-	-	-	-	-	-	-	-	-	-	-	-
at Missouri	1/25/14	-	-	-	-	-	-	-	-	-	-	-	-	-	-	-	-	-	-	-	-	-
Texas A&M	1/29/14	-	-	-	-	-	-	-	-	-	-	-	-	-	-	-	-	-	-	-	-	-
at Ole Miss	2/1/14	-	-	-	-	-	-	-	-	-	-	-	-	-	-	-	-	-	-	-	-	-
Auburn	2/5/14	-	-	-	-	-	-	-	-	-	-	-	-	-	-	-	-	-	-	-	-	-
at Tennessee	2/8/14	-	-	-	-	-	-	-	-	-	-	-	-	-	-	-	-	-	-	-	-	-
Vanderbilt	2/12/14	-	-	-	-	-	-	-	-	-	-	-	-	-	-	-	-	-	-	-	-	-
Alabama	2/15/14	-	-	-	-	-	-	-	-	-	-	-	-	-	-	-	-	-	-	-	-	-
at Arkansas	2/19/14	-	-	-	-	-	-	-	-	-	-	-	-	-	-	-	-	-	-	-	-	-
Georgia	2/22/14	-	-	-	-	-	-	-	-	-	-	-	-	-	-	-	-	-	-	-	-	-
at Auburn	2/26/14	-	-	-	-	-	-	-	-	-	-	-	-	-	-	-	-	-	-	-	-	-
Kentucky	3/1/14	-	-	-	-	-	-	-	-	-	-	-	-	-	-	-	-	-	-	-	-	-
Florida	3/4/14	-	-	-	-	-	-	-	-	-	-	-	-	-	-	-	-	-	-	-	-	-
at Miss. State	3/8/14	-	-	-	-	-	-	-	-	-	-	-	-	-	-	-	-	-	-	-	-	-

SEASON NOTES

Scored two points and collected one rebound in exhibition vs. USC Aiken (Nov. 3) ... Did not see action in the season opener vs. Longwood (Nov. 9) ... Saw time vs. Manhattan (Dec. 17) ... Scored first points of the season in 11 minutes of action vs. Boise State (Dec. 23) ... Also saw time in win over Akron (Dec. 25) at Diamond Head Classic ... Posted one assist in win vs. Marshall (Dec. 30) ...

CAREER STATISTICS

Season	GP-GS	Min	Avg	FG	FGA	Pct	3FG	3FGA	Pct	FT	FTA	Pct	Off	Def	Tot	Avg	PF	FO	Ast	TO	Blk	Stl	Pts	Avg
2012-13	7-4	79	11.3	5	19	.263	4	14	.286	2	3	.667	4	11	15	2.1	12	1	8	5	0	3	16	2.3
2013-14	6-0	36	6.0	1	5	.200	1	3	.333	0	0	.000	1	0	1	0.2	7	1	1	2	0	0	3	0.5
Totals	13-4	115	8.8	6	24	.250	5	17	.294	2	3	.667	5	11	16	1.2	19	2	9	7	0	3	19	1.5

CAREER SEC STATISTICS

Season	GP-GS	Min	Avg	FG	FGA	Pct	3FG	3FGA	Pct	FT	FTA	Pct	Off	Def	Tot	Avg	PF	FO	Ast	TO	Blk	Stl	Pts	Avg
2013	4-3	56	14.0	4	11	.364	4	10	.400	0	0	.000	1	6	7	1.8	10	1	6	2	0	2	12	3.0
2014	0-0	0	0.0	0	0	.000	0	0	.000	0	0	.000	0	0	0	0.0	0	0	0	0	0	0	0	0.0
Totals	4-3	56	14.0	4	11	.364	4	10	.400	0	0	.000	1	6	7	1.8	10	1	6	2	0	2	12	3.0



#21 - DEMETRIUS HENRY

FRESHMAN | FORWARD | 6'9" | 215 | HS
 MIAMI, FLA./FAITH BAPTIST CHRISTIAN SCHOOL

HENRY'S SEASON HIGHS

POINTS

14, vs. FIU (Nov. 24, 2013)

FIELD GOALS

7, vs. FIU (Nov. 24, 2013)

FIELD GOAL ATTEMPTS

11, vs. SC State (Jan. 3, 2014)

3-POINT FIELD GOALS

-

3-POINT FIELD GOAL ATTEMPTS

-

FREE THROWS

2, vs. Longwood (Nov. 9, 2013)

FREE THROW ATTEMPTS

4, twice, last at Clemson (Nov. 13, 2013)

REBOUNDS

11, vs. SC State (Jan. 3, 2014)

ASSISTS

2, twice, last at Texas A&M (Jan. 15, 2014)

BLOCKS

2, 3x, last vs. Boise State (Dec. 23, 2013)

STEALS

2, vs. Saint Mary's (Dec. 22, 2013)

MINUTES PLAYED

32, vs. SC State (Jan. 3, 2014)

2013-14

Opponent	Date	GS	Min	FG-FGA	Pct	3FG-FGA	Pct	FT-FTA	Pct	Off	Def	Tot	Avg	PF	FO	A	TO	Blk	Stl	Pts	Avg
Longwood	11/9/13	*	31	1-5	.200	0-0	.000	2-2	1.000	2	4	6	6.0	2	0	1	0	0	0	4	4.0
at Baylor	11/12/13	*	30	4-10	.400	0-0	.000	1-4	.250	3	3	6	6.0	4	0	1	0	2	0	9	6.5
at Clemson	11/17/13	*	22	4-9	.444	0-0	.000	1-4	.250	3	2	5	5.7	5	1	0	1	1	0	9	7.3
Fla. International	11/24/13	*	31	7-10	.700	0-0	.000	0-0	.000	3	3	6	5.8	3	0	0	0	0	1	14	9.0
at Oklahoma St.	12/6/13	*	26	3-6	.500	0-0	.000	0-2	.000	0	5	5	5.6	5	1	2	4	2	0	6	8.4
Manhattan	12/17/13	*	19	2-6	.333	0-0	.000	0-2	.000	1	1	2	5.3	4	0	1	0	0	4	7.1	
USC Upstate	12/19/13	*	16	2-7	.285	0-0	.000	0-2	.000	4	3	7	5.3	5	1	0	0	1	1	4	7.1
vs. Saint Mary's	12/22/13	*	20	3-5	.600	0-0	.000	0-0	.000	3	5	8	5.6	5	1	0	0	1	2	6	7.0
vs. Boise State	12/23/13	*	20	3-5	.600	0-0	.000	0-0	.000	1	2	3	5.3	2	0	0	3	2	0	6	6.9
vs. Akron	12/25/13	*	9	0-1	.000	0-0	.000	0-0	.000	0	0	0	4.8	4	0	0	1	1	0	0	6.2
Akron	12/28/13	*	22	4-10	.400	0-0	.000	0-1	.000	3	3	6	4.9	2	0	0	0	0	1	8	6.4
Marshall	12/30/13	*	14	6-7	.857	0-0	.000	0-0	.000	2	0	2	4.7	5	1	0	0	0	1	12	6.8
SC State	1/3/14	*	32	5-11	.455	0-0	.000	0-1	.000	4	7	11	5.2	3	0	0	3	1	1	10	7.1
at Florida	1/8/14	*	23	1-2	.500	0-0	.000	0-3	.000	0	1	1	4.9	4	0	1	1	0	0	2	6.7
LSU	1/11/14	*	5	0-1	.000	0-0	.000	0-0	.000	1	0	1	4.6	4	0	0	0	0	0	1	6.3
at Texas A&M	1/15/14	*	19	2-3	.667	0-0	.000	0-0	.000	1	1	2	4.4	2	0	2	1	0	1	4	6.1
Ole Miss	1/18/14																				
at Georgia	1/22/14																				
at Missouri	1/25/14																				
Texas A&M	1/29/14																				
at Ole Miss	2/1/14																				
Auburn	2/5/14																				
at Tennessee	2/8/14																				
Vanderbilt	2/12/14																				
Alabama	2/15/14																				
at Arkansas	2/19/14																				
Georgia	2/22/14																				
at Auburn	2/26/14																				
Kentucky	3/1/14																				
Florida	3/4/14																				
at Miss. State	3/8/14																				

SEASON NOTES

Earned the start and scored eight points and collected five rebounds in exhibition contest vs. USC Aiken (Nov. 3) ... Earned the start in first-career contest vs. Longwood (Nov. 9) ... Scored four points and collected six rebounds vs. the Lancers ... Scored nine points and collected six rebounds, posting first two blocks of the season at Baylor (Nov. 12) ... Scored nine points and collected five rebounds, including three on the offensive glass, in start at Clemson (Nov. 17) ... First career double-figure scoring game with 14 points in win vs. FIU (Nov. 24) ... Hit 7-of-10 from the field vs. the Panthers ... Matched season high with two blocks, and posted season high with two assists at No. 9/11 Oklahoma State (Dec. 6) ... Was in foul trouble early vs. USC Upstate (Dec. 19), played just 16 minutes, but pulled down a season high seven rebounds ... Solid in win vs. Saint Mary's (Dec. 22), scoring six points and pulling down a season and team high eight rebounds ... Scored six points vs. Boise State (Dec. 23) and matched season high with two blocked shots ... Was in foul trouble vs. Akron (Dec. 25), playing just nine minutes ... Scored eight points and collected six rebounds with one steal in home win vs. Akron (Dec. 28) ... Fouled out of Marshall contest (Dec. 30), but posted 12 points on 6-of-7 from the field ... First-career double-double with 10 points and a season high 11 rebounds vs. SC State (Jan. 3) in a season high 32 minutes ... First-career double-double with 10 points and a season high 11 rebounds vs. SC State (Jan. 3) in a season high 32 minutes ... Tied a season high in assists with two at Texas A&M (Jan. 15) ...

CAREER STATISTICS

Season	GP-GS	Min	Avg	FG	FGA	Pct	3FG	3FGA	Pct	FT	FTA	Pct	Off	Def	Tot	Avg	PF	FO	Ast	TO	Blk	Stl	Pts	Avg
2013-14	16-16	339	21.2	47	98	.480	0	0	.000	4	21	.190	31	40	71	4.4	59	5	7	15	11	8	98	6.1

CAREER SEC STATISTICS

Season	GP-GS	Min	Avg	FG	FGA	Pct	3FG	3FGA	Pct	FT	FTA	Pct	Off	Def	Tot	Avg	PF	FO	Ast	TO	Blk	Stl	Pts	Avg
2014	3-3	47	15.7	3	6	.500	0	0	.000	0	3	.000	2	2	4	1.3	10	0	3	2	0	1	6	2.0



#20 - JUSTIN MCKIE

FRESHMAN | GUARD | 6'4" | 195 | HS
COLUMBIA, S.C./IRMO

MCKIE'S SEASON HIGHS

POINTS

5, at Texas A&M (Jan. 15, 2014)

FIELD GOALS

2, at Texas A&M (Jan. 15, 2014)

FIELD GOAL ATTEMPTS

3, at Texas A&M (Jan. 15, 2014)

3-POINT FIELD GOALS

1, at Texas A&M (Jan. 15, 2014)

3-POINT FIELD GOAL ATTEMPTS

1, 4x, lat at Texas A&M (Jan. 15, 2014)

FREE THROWS

1, twice, last vs. Marshall (Dec. 30, 2013)

FREE THROW ATTEMPTS

2, twice, last vs. Marshall (Dec. 30, 2013)

REBOUNDS

4, vs. Marshall (Dec. 30, 2013)

ASSISTS

-

BLOCKS

-

STEALS

1, twice, at Texas A&M (Jan. 15, 2014)

MINUTES PLAYED

11, at Texas A&M (Jan. 15, 2014)

2013-14

Opponent	Date	GS	Min	FG-FGA	Pct	3FG-FGA	Pct	FT-FTA	Pct	Off	Def	Tot	Avg	PF	FO	A	TO	Blk	Stl	Pts	Avg
Longwood	11/9/13	4	0-1	.000	0-0	.000	0-0	.000	0	0	0	0	0.0	0	0	0	0	0	0	0	0.0
at Baylor	11/12/13	0+	0-0	.000	0-0	.000	0-0	.000	0	0	0	0	0.0	0	0	0	0	0	0	0	0.0
at Clemson	11/17/13	1	0-1	.000	0-1	.000	1-2	.500	1	0	1	0.3	0.0	0	0	0	0	0	0	1	0.3
Fla. International	11/24/13	-	-	-	-	-	-	-	-	-	-	-	-	-	-	-	-	-	-	-	-
at Oklahoma St.	12/6/13	-	-	-	-	-	-	-	-	-	-	-	-	-	-	-	-	-	-	-	-
Manhattan	12/17/13	4	0-0	.000	0-0	.000	0-0	.000	0	0	0	0.3	0.0	0	0	0	0	0	0	0	0.3
USC Upstate	12/19/13	-	-	-	-	-	-	-	-	-	-	-	-	-	-	-	-	-	-	-	-
vs. Saint Mary's	12/22/13	-	-	-	-	-	-	-	-	-	-	-	-	-	-	-	-	-	-	-	-
vs. Boise State	12/23/13	5	0-1	.000	0-1	.000	0-0	.000	0	1	1	0.4	1.0	0	0	0	0	0	0	0	0.2
vs. Akron	12/25/13	-	-	-	-	-	-	-	-	-	-	-	-	-	-	-	-	-	-	-	-
Akron	12/28/13	4	0-0	.000	0-0	.000	0-0	.000	0	0	0	0.3	0.0	0	0	0	0	0	0	0	0.2
Marshall	12/30/13	4	1-3	.333	0-1	.000	1-2	.500	2	2	4	0.9	0.0	0	0	0	0	1	3	0.6	
SC State	1/3/14	-	-	-	-	-	-	-	-	-	-	-	-	-	-	-	-	-	-	-	-
at Florida	1/8/14	-	-	-	-	-	-	-	-	-	-	-	-	-	-	-	-	-	-	-	-
LSU	1/11/14	-	-	-	-	-	-	-	-	-	-	-	-	-	-	-	-	-	-	-	-
at Texas A&M	1/15/14	11	2-3	.667	1-2	.500	0-0	.000	0	3	3	1.1	1.0	0	0	0	1	5	1.1		
Ole Miss	1/18/14																				
at Georgia	1/22/14																				
at Missouri	1/25/14																				
Texas A&M	1/29/14																				
at Ole Miss	2/1/14																				
Auburn	2/5/14																				
at Tennessee	2/8/14																				
Vanderbilt	2/12/14																				
Alabama	2/15/14																				
at Arkansas	2/19/14																				
Georgia	2/22/14																				
at Auburn	2/26/14																				
Kentucky	3/1/14																				
Florida	3/4/14																				
at Miss. State	3/8/14																				

SEASON NOTES

Played 21 minutes, scoring six points and collecting four rebounds in exhibition action vs. USC Aiken (Nov. 3) ... Saw action in season opener vs. Longwood (Nov. 9), attempted one shot ... Scored first point of his career at Clemson (Nov. 17) ... Saw action vs. Manhattan (Dec. 17) ... Saw action vs. Boise State (Dec. 23) ... Collected four rebounds and a steal in four minutes vs. Marshall (Dec. 30) ... Posted season highs in points (5), field goals made (2), 3-point field goals made (1) and minutes (11) at Texas A&M (Jan. 15) ...

CAREER STATISTICS

Season	GP-GS	Min	Avg	FG	FGA	Pct	3FG	3FGA	Pct	FT	FTA	Pct	Off	Def	Tot	Avg	PF	FO	Ast	TO	Blk	Stl	Pts	Avg
2013-14	8-0	33	4.1	3	9	.333	1	5	.200	2	4	.500	3	6	9	1.1	2	0	0	0	0	2	9	1.1

CAREER SEC STATISTICS

Season	GP-GS	Min	Avg	FG	FGA	Pct	3FG	3FGA	Pct	FT	FTA	Pct	Off	Def	Tot	Avg	PF	FO	Ast	TO	Blk	Stl	Pts	Avg
2014	1-0	11	11.0	2	3	.667	1	2	.500	0	0	.000	0	3	3	3.0	1	0	0	0	0	1	5	5.0



#10 - DUANE NOTICE

FRESHMAN | GUARD | 6'2" | 221 | HS
 WOODBRIDGE, ONTARIO, CANADA/ST. THOMAS
 MORE (OAKDALE, CONN.)

2013-14

Opponent	Date	GS	Min	FG-FGA	Pct	3FG-FGA	Pct	FT-FTA	Pct	Off	Def	Tot	Avg	PF	FO	A	TO	Blk	Stl	Pts	Avg
Longwood	11/9/13	*	19	3-6	.500	2-3	.667	0-0	.000	1	4	5	5.0	5	1	4	3	0	1	8	8.0
at Baylor	11/12/13		12	1-2	.500	0-0	.000	0-0	.000	0	1	1	3.0	3	0	2	1	0	1	2	5.0
at Clemson	11/17/13	*	20	1-7	.142	0-2	.000	0-0	.000	2	1	3	3.0	2	0	2	4	0	0	2	4.0
Fla. International	11/24/13		1	0-0	.000	0-0	.000	0-0	.000	0	0	0	2.3	0	0	1	0	0	0	0	3.0
at Oklahoma St.	12/6/13		16	1-4	.250	0-1	.000	0-0	.000	2	3	5	2.8	2	0	0	2	1	0	2	2.8
Manhattan	12/17/13		7	0-0	.000	0-0	.000	0-0	.000	0	0	0	2.3	1	0	1	3	0	0	7	2.3
USC Upstate	12/19/13		14	1-2	.500	1-1	1.000	2-2	1.000	0	0	0	2.0	1	0	3	0	0	1	5	2.7
vs. Saint Mary's	12/22/13	*	20	4-5	.800	1-1	1.000	2-3	.667	0	1	1	1.9	2	0	3	0	0	1	11	3.7
vs. Boise State	12/23/13	*	33	5-10	.500	1-3	.333	2-4	.500	0	2	2	1.9	2	0	1	1	0	0	13	4.8
vs. Akron	12/25/13	*	33	7-12	.583	0-1	.000	1-2	.500	1	4	5	2.2	0	0	1	4	0	1	15	5.8
Akron	12/28/13	*	26	0-4	.000	0-2	.000	3-4	.750	0	4	4	2.4	3	0	6	1	1	0	3	5.5
Marshall	12/30/13	*	31	4-8	.500	1-2	.500	4-5	.800	2	4	6	2.7	2	0	6	2	0	1	13	6.2
SC State	1/3/14	*	34	3-8	.375	1-4	.250	6-8	.750	1	0	1	2.5	0	0	8	6	0	0	13	6.7
at Florida	1/8/14	*	33	2-4	.500	1-2	.500	3-5	.600	1	0	1	2.4	0	0	3	5	0	0	8	6.8
LSU	1/11/14	*	8	0-0	.000	0-0	.000	0-0	.000	0	0	0	2.3	2	0	1	1	0	0	0	6.3
at Texas A&M	1/15/14	*	28	3-7	.428	1-3	.333	5-7	.714	1	2	3	2.3	3	0	5	1	1	1	12	6.7
Ole Miss	1/18/14																				
at Georgia	1/22/14																				
at Missouri	1/25/14																				
Texas A&M	1/29/14																				
at Ole Miss	2/1/14																				
Auburn	2/5/14																				
at Tennessee	2/8/14																				
Vanderbilt	2/12/14																				
Alabama	2/15/14																				
at Arkansas	2/19/14																				
Georgia	2/22/14																				
at Auburn	2/26/14																				
Kentucky	3/1/14																				
Florida	3/4/14																				
at Miss. State	3/8/14																				

CAREER STATISTICS

Season	GP-GS	Min	Avg	FG	FGA	Pct	3FG	3FGA	Pct	FT	FTA	Pct	Off	Def	Tot	Avg	PF	FO	Ast	TO	Blk	Stl	Pts	Avg
2013-14	16-11	335	20.9	35	79	.443	9	25	.360	28	40	.700	11	26	37	2.3	28	1	47	34	3	8	107	6.7

CAREER SEC STATISTICS

Season	GP-GS	Min	Avg	FG	FGA	Pct	3FG	3FGA	Pct	FT	FTA	Pct	Off	Def	Tot	Avg	PF	FO	Ast	TO	Blk	Stl	Pts	Avg
2014	3-3	69	23.0	5	11	.455	2	5	.400	8	12	.667	2	2	4	1.3	5	0	9	7	1	1	20	6.7

NOTICE'S SEASON HIGHS

POINTS

15, vs. Akron (Dec. 25, 2013)

FIELD GOALS

7, vs. Akron (Dec. 25, 2013)

FIELD GOAL ATTEMPTS

12, vs. Akron (Dec. 25, 2013)

3-POINT FIELD GOALS

2, vs. Longwood (Nov. 9, 2013)

3-POINT FIELD GOAL ATTEMPTS

3, 3x, last at Texas A&M (Jan. 15, 2014)

FREE THROWS

6, vs. SC State (Jan. 3, 2014)

FREE THROW ATTEMPTS

8, vs. SC State (Jan. 3, 2014)

REBOUNDS

6, vs. Marshall (Dec. 30, 2013)

ASSISTS

8, vs. SC State (Jan. 3, 2014)

BLOCKS

1, 3x, last at Texas A&M (Jan. 15, 2014)

STEALS

1, 8x, last at Texas A&M (Jan. 15, 2014)

MINUTES PLAYED

34, vs. SC State (Jan. 3, 2014)

SEASON NOTES

Dished six assists in 19 minutes before hampered by cramps in exhibition contest vs. USC Aiken (Nov. 3) ... Posted four assists and scored eight points, including two made 3s, in season opener vs. Longwood (Nov. 9) ... Earned the start vs. the Lancers in college debut ... Dished two assists, adding two points and a steal at Baylor (Nov. 12) ... Scored four points and dished two assists at Clemson (Nov. 17) ... Matched season high with five rebounds at No. 9/11 Oklahoma State (Dec. 6) ... Scored five points and dished three assists vs. USC Upstate (Dec. 19) ... Flourished at Diamond Head Classic, posting a season high in points in each consecutive game ... Tallied double-figures with 11 points vs. Saint Mary's (Dec. 22), 13 vs. Boise State (Dec. 23) and a team and season high 15 vs. Akron (Dec. 25) ... Collected five rebounds to match season high vs. the Zips ... Dished season high six assists in home win vs. Akron (Dec. 28) ... Matched season high for second straight game with six assists in win vs. Marshall (Dec. 30); also 6 rebounds and 13 points for fourth-straight game in double-figures ... Recorded a season high with eight assists to go with 13 points, including season high numbers from the free throw line going 6-for-8 while playing in a season high 34 minutes vs. SC State (Jan. 3) ... Scored eight points dished three assists at No. 10/11 Florida (Jan. 8) ... Went a 5-of-7 from the foul line as he scored 12 points and dished five assists and grabbed three rebounds ...



#32 - DESMOND RINGER

FRESHMAN | FORWARD | 6'9" | 255 | HS
MCDONOUGH, GA. / EAGLE'S LANDING

RINGER'S SEASON HIGHS

POINTS

9, at Texas A&M (Jan. 15, 2014)

FIELD GOALS

3, at Texas A&M (Jan. 15, 2014)

FIELD GOAL ATTEMPTS

5, vs. Akron (Dec. 25, 2013)

3-POINT FIELD GOALS

-

3-POINT FIELD GOAL ATTEMPTS

-

FREE THROWS

3, 3x, last at Texas A&M (Jan. 15, 2014)

FREE THROW ATTEMPTS

6, twice, at Texas A&M (Jan. 15, 2014)

REBOUNDS

7, twice, at Texas A&M (Jan. 15, 2014)

ASSISTS

2, at Texas A&M (Jan. 15, 2014)

BLOCKS

2, vs. USC Upstate (Dec. 19, 2013)

STEALS

-

MINUTES PLAYED

28, at Texas A&M (Jan. 15, 2014)

2013-14

Opponent	Date	GS	Min	FG-FGA	Pct	3FG-FGA	Pct	FT-FTA	Pct	Off	Def	Tot	Avg	PF	FO	A	TO	Blk	Stl	Pts	Avg
Longwood	11/9/13	7	0-0	.000	0-0	.000	0-0	.000	0	0	0	0.0	0	0	0	0	1	0	0	0	0.0
at Baylor	11/12/13	9	0-1	.000	0-0	.000	1-3	.333	1	0	1	0.5	3	0	0	0	0	0	0	1	0.5
at Clemson	11/17/13	10	1-3	.333	0-0	.000	2-2	1.000	0	1	1	0.7	3	0	1	0	0	0	0	4	1.7
Fla. International	11/24/13	4	0-0	.000	0-0	.000	0-0	.000	1	0	1	0.8	2	0	0	1	0	0	0	0	1.3
at Oklahoma St.	12/6/13	15	1-4	.250	0-0	.000	1-2	.500	2	3	5	1.6	4	0	1	0	0	0	3	1.6	
Manhattan	12/17/13	5	2-2	1.000	0-0	.000	0-2	.000	0	0	0	1.3	0	0	0	0	0	0	4	2.0	
USC Upstate	12/19/13	14	1-3	.333	0-0	.000	0-0	.000	1	1	2	1.4	4	0	0	1	2	0	2	2.0	
vs. Saint Mary's	12/22/13	12	0-1	.000	0-0	.000	3-6	.500	0	0	0	1.3	3	0	0	1	0	0	3	2.1	
vs. Boise State	12/23/13	9	0-1	.000	0-0	.000	0-0	.000	0	0	0	1.1	2	0	0	1	0	0	0	1.9	
vs. Akron	12/25/13	26	1-5	.200	0-0	.000	2-4	.500	3	2	5	1.5	3	0	1	0	1	1	4	2.1	
Akron	12/28/13	7	3-4	.750	0-0	.000	0-0	.000	3	1	4	1.7	3	0	1	0	0	0	6	2.5	
Marshall	12/30/13	14	2-4	.500	0-0	.000	0-0	.000	1	6	7	2.2	3	0	0	1	0	0	4	2.6	
SC State	1/3/14	1	0-0	.000	0-0	.000	0-0	.000	0	0	0	2.0	0	0	0	1	0	0	0	2.4	
at Florida	1/8/14	20	2-4	.500	0-0	.000	3-3	1.000	1	3	4	2.1	4	0	0	1	0	0	7	2.7	
LSU	1/11/14	23	0-1	.000	0-0	.000	2-2	1.000	1	4	5	2.3	2	0	0	2	0	0	2	2.7	
at Texas A&M	1/15/14	13	3-3	1.000	0-0	.000	3-6	.500	3	4	7	2.6	4	0	2	2	0	0	9	3.1	
Ole Miss	1/18/14																				
at Georgia	1/22/14																				
at Missouri	1/25/14																				
Texas A&M	1/29/14																				
at Ole Miss	2/1/14																				
Auburn	2/5/14																				
at Tennessee	2/8/14																				
Vanderbilt	2/12/14																				
Alabama	2/15/14																				
at Arkansas	2/19/14																				
Georgia	2/22/14																				
at Auburn	2/26/14																				
Kentucky	3/1/14																				
Florida	3/4/14																				
at Miss. State	3/8/14																				

SEASON NOTES

Earned one steal and collected three rebounds in exhibition contest vs. USC Aiken (Nov. 3) ... Saw action vs. Longwood (Nov. 9) ... Posted one point at the free throw line vs. Baylor (Nov. 12) ... Posted four points and collected an assists at Clemson (Nov. 17) ... Collected season high five rebounds in 15 minutes played at No. 9/11 Oklahoma State (Dec. 6) ... Scored four points vs. Manhattan (Dec. 17) ... Was in foul trouble early, but blocked two shots vs. USC Upstate (Dec. 19) ... Solid at Diamond Head Classic; scored three points vs. Saint Mary's (Dec. 22) and posted four points and five rebounds in a season high 26 minutes in win vs. Akron (Dec. 25) ... Scored six points in seven minutes, with four rebounds, in home win vs. Akron (Dec. 28) ... Pulled down a team and season high seven rebounds in win vs. Marshall (Dec. 30) ... Recorded a season high seven points, hitting 3-of-3 free throw attempts, and pulling down four rebounds at No. 10/11 Florida ... Collected five rebounds vs. LSU (Jan. 11) ... Posted season highs in points (9), field goals made (3), assists (2) and minutes (28) at Texas A&M (Jan. 15), while matching highs in free throws made (3), attempted (6) and rebounds (7) ...

CAREER STATISTICS

Season	GP-GS	Min	Avg	FG	FGA	Pct	3FG	3FGA	Pct	FT	FTA	Pct	Off	Def	Tot	Avg	PF	FO	Ast	TO	Blk	Stl	Pts	Avg
2013-14	16-0	204	12.8	16	36	.444	0	0	.000	17	29	.586	17	25	42	2.6	40	0	5	13	3	1	49	3.1

CAREER SEC STATISTICS

Season	GP-GS	Min	Avg	FG	FGA	Pct	3FG	3FGA	Pct	FT	FTA	Pct	Off	Def	Tot	Avg	PF	FO	Ast	TO	Blk	Stl	Pts	Avg
2014	3-0	71	23.7	5	8	.625	0	0	.000	8	11	.727	5	11	16	5.3	10	0	2	5	0	0	18	6.0



#5 - JAYLEN SHAW

FRESHMAN | GUARD | 6'0" | 182 | HS
HARTSVILLE, S.C./HARTSVILLE

SHAW'S SEASON HIGHS

POINTS

16, vs. FIU (Nov. 24, 2013)

FIELD GOALS

6, vs. FIU (Nov. 24, 2013)

FIELD GOAL ATTEMPTS

10, vs. FIU (Nov. 24, 2013)

3-POINT FIELD GOALS

4, vs. FIU (Nov. 24, 2013)

3-POINT FIELD GOAL ATTEMPTS

7, vs. FIU (Nov. 24, 2013)

FREE THROWS

4, vs. Marshall (Dec. 30, 2013)

FREE THROW ATTEMPTS

4, vs. Marshall (Dec. 30, 2013)

REBOUNDS

2, twice, last vs. LSU (Jan. 11, 2014)

ASSISTS

5, vs. FIU (Nov. 24, 2013)

BLOCKS

1, vs. Akron (Dec. 28, 2013)

STEALS

1, vs. Saint Mary's (Dec. 22, 2013)

MINUTES PLAYED

26, vs. FIU (Nov. 24, 2013)

2013-14

Opponent	Date	GS	Min	FG-FGA	Pct	3FG-FGA	Pct	FT-FTA	Pct	Off	Def	Tot	Avg	PF	FO	A	TO	Blk	Stl	Pts	Avg
Longwood	11/9/13	3	0-1	.000	0-1	.000	2-2	1.000	0	0	0	0.0	1	0	1	0	0	2	2.0		
at Baylor	11/12/13	-	-	-	-	-	-	-	-	-DNP - Coaches Decision-											
at Clemson	11/17/13	1	0-0	.000	0-0	.000	0-0	.000	0	0	0	0.0	0	0	1	0	0	0	0	1.0	
Fla. International	11/24/13	26	6-10	.600	4-7	.571	0-0	.000	0	2	2	0.7	2	0	5	2	0	0	16	6.0	
at Oklahoma St.	12/6/13	20	4-5	.800	3-4	.750	2-3	.667	0	1	1	0.8	2	0	3	0	0	0	13	7.8	
Marhattan	12/17/13	15	0-2	.000	0-0	.000	0-0	.000	0	1	1	0.8	1	0	2	2	0	0	0	6.2	
USC Upstate	12/19/13	3	0-0	.000	0-0	.000	0-0	.000	0	0	0	0.7	0	0	1	0	0	0	0	5.2	
vs. Saint Mary's	12/22/13	5	0-0	.000	0-0	.000	0-1	.000	0	0	0	0.6	0	0	0	0	1	0	4.4		
vs. Boise State	12/23/13	2	0-0	.000	0-0	.000	0-0	.000	0	0	0	0.5	0	0	0	0	0	0	3.9		
vs. Akron	12/25/13	1	0-0	.000	0-0	.000	0-0	.000	0	0	0	0.4	0	0	0	0	0	0	3.4		
Akron	12/28/13	8	1-1	1.000	0-0	.000	1-1	1.000	0	0	0	0.4	0	0	3	1	1	0	3.4		
Marshall	12/30/13	17	0-2	.000	0-0	.000	4-4	1.000	0	1	1	0.5	1	0	1	0	0	0	4.3		
SC State	1/3/14	9	2-4	.500	1-3	.333	0-0	.000	0	1	1	0.5	2	0	0	0	0	0	5.6		
at Florida	1/8/14	7	0-1	.000	0-0	.000	0-0	.000	0	0	0	0.5	1	0	0	0	0	0	3.3		
LSU	1/11/14	14	1-1	1.000	0-0	.000	2-2	1.000	0	2	2	0.6	4	0	2	3	0	0	4.3		
at Texas A&M	1/15/14	13	0-2	.000	0-2	.000	0-0	.000	0	0	0	0.5	2	0	2	0	0	0	3.1		
Ole Miss	1/18/14																				
at Georgia	1/22/14																				
at Missouri	1/25/14																				
Texas A&M	1/29/14																				
at Ole Miss	2/1/14																				
Auburn	2/5/14																				
at Tennessee	2/8/14																				
Vanderbilt	2/12/14																				
Alabama	2/15/14																				
at Arkansas	2/19/14																				
Georgia	2/22/14																				
at Auburn	2/26/14																				
Kentucky	3/1/14																				
Florida	3/4/14																				
at Miss. State	3/8/14																				

SEASON NOTES

Posted six points and one assist in exhibition contest vs. USC Aiken (Nov. 3) ... Scored two points at the free throw line and dished one assist in college debut vs. Longwood (Nov. 9) ... Collected an assist at Clemson (Nov. 17) ... Huge off the bench with 16 points on 6-of-10 shooting, including four 3s in win vs. FIU (Nov. 24) ... Also dished five assists vs. the Panthers ... Scored double-digits off the bench for second-straight game, posting 13 points at No. 9/11 Oklahoma State (Dec. 6) ... Also dished three assists vs. the Cowboys ... Collected first steal of the season vs. Saint Mary's (Dec. 22) ... Saw action vs. Akron (Dec. 28), scoring three points and dishing three assists ... A perfect 4-of-4 from the free throw line in win vs. Marshall (Dec. 30) ... Scored five points vs. SC State (Jan. 3) ... Scored four points recorded two rebounds and two assists vs. LSU (Jan. 11) ...

CAREER STATISTICS

Season	GP-GS	Min	Avg	FG	FGA	Pct	3FG	3FGA	Pct	FT	FTA	Pct	Off	Def	Tot	Avg	PF	FO	Ast	TO	Blk	Stl	Pts	Avg
2013-14	15-0	144	9.6	14	29	.483	8	17	.471	11	13	.846	0	8	8	0.5	16	0	21	9	1	1	47	3.1

CAREER SEC STATISTICS

Season	GP-GS	Min	Avg	FG	FGA	Pct	3FG	3FGA	Pct	FT	FTA	Pct	Off	Def	Tot	Avg	PF	FO	Ast	TO	Blk	Stl	Pts	Avg
2014	3-0	34	11.3	1	4	.250	0	2	.000	2	2	1.000	0	2	2	0.7	7	0	4	3	0	0	4	1.3



#15 - REGGIE THEUS JR.

FRESHMAN | FORWARD | 6'6" | 210 | HS

LOS ANGELES, CALIF./FAIRFAX

THEUS JR.'S SEASON HIGHS

POINTS

3, vs. Marshall (Dec. 30, 2013)

FIELD GOALS

1, twice, last vs. Marshall (Dec. 30, 2013)

FIELD GOAL ATTEMPTS

2, twice, last vs. Marshall (Dec. 30, 2013)

3-POINT FIELD GOALS

-

3-POINT FIELD GOAL ATTEMPTS

-

FREE THROWS

1, vs. Marshall (Dec. 30, 2013)

FREE THROW ATTEMPTS

4, vs. Marshall (Dec. 30, 2013)

REBOUNDS

3, vs. Marshall (Dec. 30, 2013)

ASSISTS

1, vs. Marshall (Dec. 30, 2013)

BLOCKS

-

STEALS

1, vs. Boise State (Dec. 23, 2013)

MINUTES PLAYED

4, 3x, last vs. Marshall (Dec. 30, 2013)

2013-14

Opponent	Date	GS	Min	FG-FGA	Pct	3FG-FGA	Pct	FT-FTA	Pct	Off	Def	Tot	Avg	PF	FO	A	TO	Blk	Stl	Pts	Avg
Longwood	11/9/13	2	0-0	.000	0-0	.000	0-0	.000	0	0	0	0.0	0	0	0	0	0	0	0	0	0.0
at Baylor	11/12/13	-	-	-	-	-	-	-	-	-	-	-	-	-	-	-	-	-	-	-	-
at Clemson	11/17/13	1	0-1	.000	0-0	.000	0-0	.000	0	1	1	0.5	0	0	0	0	0	0	0	0	0.0
Fla. International	11/24/13	-	-	-	-	-	-	-	-	-	-	-	-	-	-	-	-	-	-	-	-
at Oklahoma St.	12/6/13	-	-	-	-	-	-	-	-	-	-	-	-	-	-	-	-	-	-	-	-
Manhattan	12/17/13	2	0-0	.000	0-0	.000	0-0	.000	0	0	0	0.3	0	0	0	0	0	0	0	0	0.0
USC Upstate	12/19/13	-	-	-	-	-	-	-	-	-	-	-	-	-	-	-	-	-	-	-	-
vs. Saint Mary's	12/22/13	-	-	-	-	-	-	-	-	-	-	-	-	-	-	-	-	-	-	-	-
vs. Boise State	12/23/13	4	1-1	1.000	0-0	.000	0-0	.000	0	1	1	0.5	0	0	0	0	1	2	0.5	0.5	
vs. Akron	12/25/13	-	-	-	-	-	-	-	-	-	-	-	-	-	-	-	-	-	-	-	-
Akron	12/28/13	4	0-2	.000	0-0	.000	0-0	.000	0	0	0	0.4	0	0	0	0	0	0	0	0.4	
Marshall	12/30/13	4	1-2	.500	0-0	.000	1-4	.250	3	0	3	0.8	0	0	1	0	0	3	0.8		
SC State	1/3/14	-	-	-	-	-	-	-	-	-	-	-	-	-	-	-	-	-	-	-	-
at Florida	1/8/14	-	-	-	-	-	-	-	-	-	-	-	-	-	-	-	-	-	-	-	-
LSU	1/11/14	-	-	-	-	-	-	-	-	-	-	-	-	-	-	-	-	-	-	-	-
at Texas A&M	1/15/14	+0	0-0	.000	0-0	.000	0-0	.000	0	0	0	0.7	1	0	0	0	0	0	0	0.7	
Ole Miss	1/18/14																				
at Georgia	1/22/14																				
at Missouri	1/25/14																				
Texas A&M	1/29/14																				
at Ole Miss	2/1/14																				
Auburn	2/5/14																				
at Tennessee	2/8/14																				
Vanderbilt	2/12/14																				
Alabama	2/15/14																				
at Arkansas	2/19/14																				
Georgia	2/22/14																				
at Auburn	2/26/14																				
Kentucky	3/1/14																				
Florida	3/4/14																				
at Miss. State	3/8/14																				

SEASON NOTES

Saw action in exhibition contest vs. USC Aiken (Nov. 3) ... Saw action vs. Longwood (Nov. 9) ... Collected one rebound at Clemson (Nov. 17) ... Scored first points of the season on jumper vs. Boise State (Dec. 23) ... Scored three points and collected three rebounds in win vs. Marshall (Dec. 30) ...

CAREER STATISTICS

Season	GP-GS	Min	Avg	FG	FGA	Pct	3FG	3FGA	Pct	FT	FTA	Pct	Off	Def	Tot	Avg	PF	FO	Ast	TO	Blk	Stl	Pts	Avg
2013-14	7-0	17	2.4	2	6	.333	0	0	.000	1	4	.250	3	2	5	0.7	1	0	1	1	0	1	5	0.7

CAREER SEC STATISTICS

Season	GP-GS	Min	Avg	FG	FGA	Pct	3FG	3FGA	Pct	FT	FTA	Pct	Off	Def	Tot	Avg	PF	FO	Ast	TO	Blk	Stl	Pts	Avg
2014	1-0	0	0.0	0	0	.000	0	0	.000	0	0	.000	0	0	0	0.0	1	0	0	0	0	0	0	0.0



#0 - SINDARIUS THORNWELL

FRESHMAN | GUARD | 6'5" | 206 | HS
LANCASTER, S.C./OAK HILL ACADEMY (WILSON, VA.)

THORNWELL'S SEASON HIGHS

- POINTS**
25, vs. LSU (Jan. 11, 2014)
- FIELD GOALS**
9, vs. LSU (Jan. 11, 2014)
- FIELD GOAL ATTEMPTS**
18, vs. USC Upstate (Dec. 19, 2013)
- 3-POINT FIELD GOALS**
3, vs. USC Upstate (Dec. 19, 2013)
- 3-POINT FIELD GOAL ATTEMPTS**
10, vs. USC Upstate (Dec. 19, 2013)
- FREE THROWS**
10, vs. Manhattan (Dec. 17, 2013)
- FREE THROW ATTEMPTS**
13, vs. Manhattan (Dec. 17, 2013)
- REBOUNDS**
7, vs. USC Upstate (Dec. 19, 2013)
- ASSISTS**
4, vs. FIU (Nov. 24, 2013)
- BLOCKS**
2, vs. Longwood (Nov. 9, 2013)
- STEALS**
3, twice at Florida (Jan. 8, 2014)
- MINUTES PLAYED**
36, vs. Manhattan (Dec. 17, 2013)

2013-14

Opponent	Date	GS	Min	FG-FGA	Pct	3FG-FGA	Pct	FT-FTA	Pct	Off	Def	Tot	Avg	PF	FO	A	TO	Blk	Stl	Pts	Avg
Longwood	11/9/13	*	26	4-10	.400	0-3	.000	6-7	.857	1	3	4	4.0	3	0	3	2	2	1	14	14.0
at Baylor	11/12/13	*	32	6-13	.461	1-2	.500	7-10	.700	1	3	4	4.0	4	0	0	2	0	3	20	17.0
at Clemson	11/17/13	*	31	3-5	.600	1-1	1.000	3-3	1.000	1	3	4	4.0	1	0	0	1	0	2	10	14.7
Fla. International	11/24/13	*	26	4-10	.400	0-1	.000	0-2	.000	1	2	3	3.8	3	0	4	1	1	0	8	13.0
at Oklahoma St.	12/6/13	*	20	2-7	.285	2-3	.667	1-2	.500	1	0	1	3.2	4	0	0	4	0	0	7	11.8
Manhattan	12/17/13	*	36	3-9	.333	1-2	.500	10-13	.769	2	3	5	3.5	0	0	3	1	1	1	17	12.7
USC Upstate	12/19/13	*	29	6-18	.333	3-10	.300	4-6	.667	2	5	7	4.0	4	0	3	5	0	1	19	13.6
vs. Saint Mary's	12/22/13	*	34	5-12	.416	0-1	.000	3-4	.750	2	3	5	4.1	1	0	3	0	0	0	13	13.5
vs. Boise State	12/23/13	*	18	0-6	.000	0-1	.000	1-2	.500	1	0	1	3.8	3	0	0	2	0	1	1	12.1
vs. Akron	12/25/13	*	29	4-11	.363	0-2	.000	4-5	.800	0	4	4	3.8	2	0	2	2	1	2	12	12.1
Akron	12/28/13	*	20	3-7	.428	2-3	.667	0-2	.000	3	0	3	3.7	3	0	2	1	1	1	8	11.7
Marshall	12/30/13	*	9	1-3	.333	0-0	.000	1-2	.500	0	1	1	3.5	3	0	1	0	0	0	3	11.0
SC State	1/3/14	*	22	1-6	.167	1-3	.333	5-6	.833	0	4	4	3.5	3	0	1	0	0	0	8	10.8
at Florida	1/8/14	*	27	3-5	.600	2-2	1.000	2-4	.500	0	4	4	3.6	3	0	1	4	0	3	10	10.7
LSU	1/11/14	*	35	9-13	.692	1-3	.333	6-9	.667	1	4	5	3.7	4	0	2	3	1	1	25	11.7
at Texas A&M	1/15/14	*	21	2-7	.290	0-1	.000	1-1	1.000	1	0	1	3.5	5	0	2	5	0	0	5	11.3
Ole Miss	1/18/14																				
at Georgia	1/22/14																				
at Missouri	1/25/14																				
Texas A&M	1/29/14																				
at Ole Miss	2/1/14																				
Auburn	2/5/14																				
at Tennessee	2/8/14																				
Vanderbilt	2/12/14																				
Alabama	2/15/14																				
at Arkansas	2/19/14																				
Georgia	2/22/14																				
at Auburn	2/26/14																				
Kentucky	3/1/14																				
Florida	3/4/14																				
at Miss. State	3/8/14																				

SEASON NOTES

Played 25 minutes, earning the start, posting 12 points and five rebounds in exhibition contest vs. USC Aiken (Nov. 3) ... Marked nearly every stat column with 14 points, all in the second half, four rebounds, three assists, two blocks and one steal in college debut vs. Longwood (Nov. 9) ... Earned the start vs. the Lancers, and went 6-of-7 from the charity stripe in the game ... Scored first 20-point game of his career at Baylor (Nov. 12), posting 20 on 6-of-13 shooting from the field and a 7-of-10 effort from the free throw line ... Also collected a team high three steals vs. the Bears ... Scored 10 points, and collected two steals in first-career game vs. archrival Clemson (Nov. 17) ... Dished four assists vs. FIU (Nov. 24) ... Was in foul trouble at No. 9/11 Oklahoma State (Dec. 6); posted seven points, hitting two 3s in the contest vs. the Cowboys ... Played a season high 36 minutes vs. Manhattan (Dec. 17), scoring a team high 17 points, hitting 10-of-13 attempts from the free throw line ... Posted 19 points, hitting three 3s on 10 attempts, while dishing three assists vs. USC Upstate (Dec. 19) ... Solid in three games at Diamond Head Classic, scored 13 points to begin tournament in win vs. Saint Mary's (Dec. 22), also dished two assists vs. the Gaels ... Struggled vs. Boise State (Dec. 23), going 0-6 from the field, but rebounded with 12-point effort in win vs. Akron (Dec. 25) ... Also dished two assists and posted two steals vs. the Zips ... Scored eight points, with three rebounds, two assists, a block and one steal in home win vs. Akron (Dec. 28) ... Foul trouble in first half vs. Marshall (Dec. 30), scored just three points ... Scored eight points to go with four rebounds vs. SC State (Jan. 3) ... Went 2-of-2 beyond the arc as he posted 10 points go with four rebounds and a season high three steals at No. 10/11 Florida ... Posted a career high 25 points on career best nine field goals vs. LSU (Jan. 11) as he also went 6-of-9 from the foul line to go with five rebounds and two assists ... Scored five points and had two assists at Texas A&M (Jan. 15) ...

CAREER STATISTICS

Season	GP-GS	Min	Avg	FG	FGA	Pct	3FG	3FGA	Pct	FT	FTA	Pct	Off	Def	Tot	Avg	PF	FO	Ast	TO	Blk	Stl	Pts	Avg
2013-14	16-16	415	25.9	56	142	.394	14	38	.368	54	78	.692	17	39	56	3.5	46	1	27	33	7	16	180	11.3

CAREER SEC STATISTICS

Season	GP-GS	Min	Avg	FG	FGA	Pct	3FG	3FGA	Pct	FT	FTA	Pct	Off	Def	Tot	Avg	PF	FO	Ast	TO	Blk	Stl	Pts	Avg
2014	3-3	83	27.7	14	25	.560	3	6	.500	9	14	.643	2	8	10	3.3	12	1	5	12	1	4	40	13.3



AN INDIVIDUAL ...

Scored 20 or more points:	South Carolina: Sindarius Thornwell (25), vs. LSU, Jan. 11, 2014 in Columbia, S.C. Opponent: Jamal Jones (22), Texas A&M, Jan. 15, 2014 in College Station, Texas
Scored 30 or more points:	South Carolina: Brenton Williams (38) Miss. State, March 6, 2013 in Columbia, S.C. Opponent: Anthony Drmic (3), Boise State, Dec. 23, 2013 in Honolulu, Hawaii
Scored 35 or more points:	South Carolina: Brenton Williams (38) vs. Miss. State, March 6, 2013 in Columbia, S.C. Opponent: Joe Crawford (Kentucky), 35, March 5, 2008 in Columbia, S.C.
Scored 40 or more points:	South Carolina: N/A thru 1992-93 season Opponent: Austin Carr (Notre Dame), 43, Dec. 30, 1969 in New Orleans, La.
Collected 20 or more rebounds:	South Carolina: Emmett Hall, 23 vs. College of Charleston, Dec. 22, 1993 in Columbia, S.C. Opponent: Ekpe Udoh (Baylor), 20, Jan. 2, 2010 in Columbia, S.C.
Collected 15 or more rebounds:	South Carolina: Lakeem Jackson, 15, vs. UALR, Nov. 25, 2012 in Puerto Vallarta, Mexico Opponent: Jared Sullinger (Ohio State), 19, Dec. 18, 2010 in Columbus, Ohio
Made 12 or more field goals:	South Carolina: Devan Downey, 12 vs. Georgia, Jan. 30, 2010 in Columbia, S.C. Opponent: Johnny O'Bryant III, 13, LSU, Feb. 14, 2013 in Columbia, S.C.
Made 10 or more field goals:	South Carolina: Brenton Williams (10) vs. Miss. State, March 6, 2013 in Columbia, S.C. Opponent: Elston Turner (10), Texas A&M, March 2, 2013 in College Station, Texas
Attempted 20 or more field goals:	South Carolina: Bruce Ellington (20) vs. Tennessee, Feb 25, 2012, in Columbia, S.C. Opponent: Tristan Carey (20), Longwood, Nov. 9, 2013 in Columbia, S.C.
Attempted 25 or more field goals:	South Carolina: Devan Downey, 25, at Kentucky, Feb. 25, 2010 in Lexington, Ky. Opponent: Kemmy Burgess (Alaska-Anchorage), 26, Nov. 24, 2005 in Anchorage, Alaska
Dished 10 or more assists:	South Carolina: Devan Downey, 11, vs. LSU, March 13, 2008 in Atlanta, Ga. Opponent: 11, Dee Bost, Mississippi State, Feb. 29, 2012 in Columbia, S.C.
Swiped 5 or more steals:	South Carolina: Brenton Williams, 5, vs. Western Carolina, Nov. 11, 2011 in Columbia, S.C. Opponent: 5, Jarell Martin, LSU, Jan. 11, 2014 in Columbia, S.C.
Blocked 5 or more shots:	South Carolina: Damontre Harris, 5, vs. Georgia, Feb. 15, 2012 in Columbia, S.C. Opponent: K.J. McDaniels (7), Clemson, Nov. 17, 2013
Made 5 or more 3-point field goals:	South Carolina: Brenton Williams (6) vs. Akron, Dec. 28, 2013 in Columbia, S.C. Opponent: Brady Heslip (5), Baylor, Nov. 12, 2013 in Waco, Texas
Attempted 8 or more 3-point field goals:	South Carolina: Brenton Williams (9), vs. Akron, Dec. 28, 2013 in Columbia, S.C. Opponent: Theron Stephens (8), SC State, Jan. 3, 2014 in Columbia, S.C.
Made 10 or more free throws:	South Carolina: Sindarius Thornwell (10), vs. Manhattan, Dec. 17, 2013 in Columbia, S.C. Opponent: Michael Alvarado (10), Manhattan, Dec. 17, 2013 in Columbia, S.C.
Attempted 15 or more free throws:	South Carolina: Mike Boynton (19) vs. Arkansas, March 11, 2004 in Atlanta, Ga. Opponent: Shawn Smith (15), Marshall (Dec. 30, 2013) in Columbia, S.C.
Played all 40 minutes of regulation:	South Carolina: Devan Downey, 40, vs. Tennessee, March 14, 2008 in Atlanta, Ga. Opponent: Frank Sullivan, Auburn, Jan. 12, 2013 in Columbia, S.C.
A player hit a last-second shot (within 3 seconds) to win a game:	South Carolina: Bruce Ellington vs. Alabama, Jan. 25, 2012 in Columbia, S.C. Opponent: Brian Bryant, Mississippi State, Feb. 29, 2012 in Columbia, S.C.
A player had a double-double:	South Carolina: Demetrius Henry (10 points, 11 rebounds), vs. SC State, Jan. 3, 2014 in Columbia, S.C. Opponent: Ricardo Glenn (21 points, 14 rebounds), USC Upstate, Dec. 19, 2013 in Columbia, S.C.
Two or more players had a double-double:	S. Carolina: Michael Carrera (23 points, 10 rebounds) and Lakeem Jackson (11 points, 11 rebounds) at LSU, Jan. 16, 2013 in Baton Rouge, La. Opponent: Alex Oriakhi (18 points, 11 rebounds), Earnest Ross (21 points, 10 rebounds) Missouri, Jan. 22, 2013 in Columbia, Mo.
A player had a triple-double:	South Carolina: Sam Muldrow (16 points, 14 rebounds, 10 blocks) vs. Vanderbilt, Jan. 8, 2011 in Columbia, S.C. *** Only second triple-double in South Carolina history (Chuck Eidson (25 points, 10 rebounds, 10 assists) vs. SC State, Nov. 29, 2002 in Columbia, S.C. Opponent: Daniel Hackett (Southern California - 22 points, 10 rebounds, 10 assists), Nov. 17, 2007 in Columbia, S.C.
Scored 30 or more points in back-to-back games:	South Carolina: Devan Downey, 30 vs. Kentucky, Jan. 26, 2010 in Columbia, S.C. 33 vs. Georgia, Jan. 30, 2010, in Columbia, S.C.
Scored 25 or more points in back-to-back games:	South Carolina: Devan Downey, 33 vs. Georgia, Jan. 30, 2010, in Columbia, S.C. 26 at Tennessee, Feb. 6, 2010 in Knoxville, Tenn.

A TEAM...

Scored 100 or more points:	South Carolina: 103 vs. The Citadel, Nov. 12, 2007 in Columbia Opponent: 107, Vanderbilt, Feb. 17, 1996 in Nashville, Tenn.
Scored 50 points or less:	South Carolina: 36, vs. Florida, Jan. 30, 2013 in Gainesville, Fla. Opponent: 44, Longwood, Nov. 9, 2013 in Columbia, S.C.
Scored 50 points in a half:	South Carolina: 57 (1st half; Dec. 7, 2012) vs. Jacksonville, Dec. 7, 2012 in Columbia, S.C. Opponent: 51 (2nd half; Nov. 29, 2012) St. John's in Queens, N.Y.
Failed to score 25 points in a half:	South Carolina: 21 (1st half), at Florida, Jan. 8, 2014 in Gainesville, Fla. Opponent: 21 (2nd half), Akron, Dec. 28, 2013, in Columbia, S.C.

Collected 50 or more rebounds:	South Carolina: 50, vs. Longwood, Nov. 9, 2013 in Columbia, S.C. Opponent: 52, WKU, Nov. 27, 2010 in Bowling Green, Ky.
Shot 60% or better from the field:	South Carolina: 60.8% (31-51) at Western Carolina, Nov. 18, 2005 in Cullowhee, N.C. Opponent: 69.6% (32-46) Missouri, Feb. 28, 2013 in Columbia, S.C.
Shot 50% or better from the field:	South Carolina: 50.0% (25-50), vs. SC State, Jan. 3, 2014 in Columbia, S.C. Opponent: 55.0% (22-40) Texas A&M, Jan. 15, 2014 in College Station, Texas
Shot less than 30% from the field:	South Carolina: 28.1% (18-64), vs. LSU, Feb. 14, 2013 in Columbia, S.C. Opponent: 22.8% (13-57), Longwood, Nov. 9, 2013 in Columbia, S.C.
Shot 50% or better from 3-point range (at least 10 attempts):	South Carolina: 50.0% (5-10), at Florida, Jan. 8, 2014 in Gainesville, Fla. Opponent 57.1%(12-21) Florida, Jan. 30, 2013 in Gainesville, Fla.
Shot 20% or less from 3-point range (at least 10 attempts):	South Carolina: 10.0% (1-10), at Clemson, Nov. 17, 2013 in Clemson, S.C. Opponent: 7.1% (1-14), Marshall, Dec. 30, 2013 in Columbia, S.C.
Dished 20 or more assists:	South Carolina: 20, vs. Akron, Dec. 28, 2013, in Columbia, S.C. Opponent: 22, vs. North Carolina, Nov. 25, 2011 in Las Vegas, Nev.
Made 35 or more shots:	South Carolina: 35 vs. Elon, Nov. 19, 2010 in Columbia, S.C. Opponent: 35, vs. Tennessee, March 5, 2009 in Columbia, S.C.
Attempted 80 or more shots:	South Carolina: 83 vs. WKU Nov. 27, 2010 in Bowling Green, Ky. Opponent: 83, LSU, Feb. 10, 1996 in Columbia, S.C.
Attempted 70 or more shots:	South Carolina: 72, vs. Providence, Dec. 1, 2011 in Columbia, S.C. Opponent: 79, WKU, Nov. 27, 2010 in Bowling Green, Ky.
Made 10 or more 3-pointers:	South Carolina: 10 vs. Jacksonville, Dec. 7, 2012 in Columbia, S.C. Opponent: 12, Florida, Jan. 30, 2013 in Gainesville, Fla.
Did not make a 3-pointer:	South Carolina: 0, vs. Milwaukee, Nov. 11, 2012 in Columbia, S.C. Opponent: 0, Miss. State, Jan. 9, 2013 in Starkville, Miss.
Attempted 30 or more 3-pointers:	South Carolina: 31 vs. Alabama, Jan. 25, 2012 in Columbia, S.C. Opponent: 33, Milwaukee, Nov. 11, 2012 in Columbia, S.C.
Attempted 25 or more 3-pointers:	South Carolina: 27 vs. Rider, Nov. 19, 2012 in Columbia, S.C. Opponent: 27, Missouri, Jan. 22, 2013 in Columbia, Mo..
Made 30 or more free throws:	South Carolina: 32 vs. Vanderbilt, Jan. 28, 2009 in Columbia Opponent: 35, USC Upstate, Dec. 19, 2013, in Columbia, S.C.
Attempted 40 or more free throws:	South Carolina: 44 vs. Georgia Southern, Nov. 16, 2009 in Columbia, S.C. Opponent: 47, Marshall, Dec. 30, 2013 in Columbia, S.C.
Swiped 15 or more steals:	South Carolina: 15 vs. Vanderbilt, Jan. 16, 2010 in Columbia, S.C. Opponent: 17, Indiana, Nov. 8, 1998 in Indianapolis, Ind.
Blocked 12 or more shots:	South Carolina: 12, vs. Vanderbilt, Jan. 8, 2011 in Columbia, S.C. Opponent: 12, Clemson, Nov. 17, 2013 in Clemson, S.C.
Blocked 8 or more shots:	South Carolina: 8, vs. Longwood, Nov. 9, 2013 in Columbia, S.C. Opponent: 9, Manhattan, Dec. 17, 2013 in Columbia, S.C.
Won by 30 or more points:	South Carolina: 38, vs. Longwood, Nov. 9, 2013 in Columbia, S.C. Opponent: 39, Florida, Jan. 30, 2013 in Gainesville, Fla.
Won by 20 or more points:	South Carolina: 27, vs. Marshall, Dec. 30, 2013 in Columbia, S.C. Opponent: 26, Boise State, Dec. 23, 2013 in Honolulu, Hawaii
Played a single overtime game:	Win: 82-73 at LSU, Jan. 16, 2013 in Baton Rouge, La. Loss: 62-54 at Georgia, Feb. 23, 2013 in Athens, Ga.
Played a double overtime game:	Win: 87-85 vs. WKU, Nov. 27, 2010 in Bowling Green, Ky. Loss: 98-88 vs. Louisville, Feb. 20, 1988 in Columbia, S.C.
South Carolina played a No. 1 Team in the country:	Win: 68-62 vs. Kentucky, Jan. 26, 2010 in Columbia, S.C. Loss: 86-52 loss vs. No. 1/1 Kentucky, Feb. 4, 2012 in Columbia, S.C.
South Carolina played a top-5 opponent:	Win: 68-62 vs. No. 1/1 Kentucky, Jan. 26, 2010 in Columbia, S.C. Loss: 75-36 loss to No. 4/4 Florida, Jan. 30, 2013 in Gainesville, Fla.
South Carolina played a top-10 opponent:	Win: 68-62 vs. No. 1/1 Kentucky, Jan. 26, 2010 in Columbia, S.C. Loss: 74-58 at No. 10/11 Florida, Jan. 8, 2014 in Gainesville, Fla.
South Carolina played a top-25 opponent:	Win: 83-75 (OT) win over No. 22/24 Vanderbilt, Jan. 8, 2011 in Columbia, S.C. Loss: 79-52 at No. 9/11 Oklahoma State, Dec. 6, 2013 in Stillwater, Okla.
South Carolina defeated a ranked opponent:	Home: 83-75 vs. No. 22/24 Vanderbilt, Jan. 8, 2011 in Columbia, S.C. <u>Away: 77-73 at No. 13/19 Vanderbilt, March 6, 2010 in Nashville, Tenn.</u> SEC Home: 83-75 vs. No. 22/24 Vanderbilt, Jan. 8, 2011 in Columbia, S.C. SEC Away: 77-73 at No. 13/19 Vanderbilt, March 6, 2010 in Nashville, Tenn. Non-conference away: 85-84 at No. 19/20 Baylor, Jan. 2, 2009 in Waco, Texas
A South Carolina win opened the season:	Home: 82-44, vs. Longwood, Nov. 9, 2013 in Columbia, S.C. Away: 81-63 win at Western Carolina, Nov. 12, 2005 in Cullowhee, N.C. Neutral: 74-61 win vs. Chaminade, Nov. 19, 2001 in Maui, Hawaii (Maui Invite)
South Carolina opened SEC play:	Home: 83-75 win vs. No. 22/24 Vanderbilt, Jan. 8, 2011 in Columbia, S.C. Away: 74-58 loss at No. 10/11 Florida, Jan. 8, 2014 in Gainesville, Fla.



South Carolina Basketball
 South Carolina Combined Team Statistics (as of Jan 15, 2014)
 All games

RECORD:	OVERALL	HOME	AWAY	NEUTRAL
ALL GAMES	7-9	5-3	0-5	2-1
CONFERENCE	0-3	0-1	0-2	0-0
NON-CONFERENCE	7-6	5-2	0-3	2-1

##	Player	gp-gs	min	avg	Total		3-Point		F-Throw		Rebounds				pf	dq	a	to	blk	stl	pts	avg		
					fg-fga	fg%	3fg-fga	3fg%	ft-fa	ft%	off	def	tot	avg										
00	THORNWELL, Sindari	16-16	415	25.9	56-142	.394	14-38	.368	54-78	.692	17	39	56	3.5	46	1	27	33	7	16	180	11.3		
01	WILLIAMS, Brenton	16-7	383	23.9	55-135	.407	31-79	.392	39-40	.975	3	27	30	1.9	21	0	23	19	0	14	180	11.3		
04	JOHNSON, Tyrone	16-9	430	26.9	52-133	.391	8-19	.421	67-89	.753	10	37	47	2.9	25	0	55	30	1	10	179	11.2		
24	CARRERA, Michael	15-3	260	17.3	35-76	.461	4-15	.267	27-40	.675	25	36	61	4.1	33	0	8	20	15	14	101	6.7		
10	NOTICE, Duane	16-11	335	20.9	35-79	.443	9-25	.360	28-40	.700	11	26	37	2.3	28	1	47	34	3	8	107	6.7		
21	HENRY, Demetrius	16-16	339	21.2	47-98	.480	0-0	.000	4-21	.190	31	40	71	4.4	59	5	7	15	11	8	98	6.1		
25	KACINAS, Mindaugas	16-16	384	24.0	32-59	.542	0-1	.000	27-43	.628	36	47	83	5.2	52	2	6	32	8	14	91	5.7		
23	ELLINGTON, Bruce	3-2	69	23.0	6-21	.286	3-13	.231	2-2	1.000	2	2	4	1.3	8	0	5	4	2	3	17	5.7		
14	CHATKEVICIUS, L.	15-0	147	9.8	26-43	.605	0-1	.000	3-6	.500	16	32	48	3.2	26	0	3	10	7	4	55	3.7		
05	SHAW, Jaylen	15-0	144	9.6	14-29	.483	8-17	.471	11-13	.846	0	8	8	0.5	16	0	21	9	1	1	47	3.1		
32	RINGER, Desmond	16-0	204	12.8	16-36	.444	0-0	.000	17-29	.586	17	25	42	2.6	40	0	5	13	3	1	49	3.1		
20	MCKIE, Justin	8-0	33	4.1	3-9	.333	1-5	.200	2-4	.500	3	6	9	1.1	2	0	0	0	0	2	9	1.1		
15	THEUS JR., Reggie	7-0	17	2.4	2-6	.333	0-0	.000	1-4	.250	3	2	5	0.7	1	0	1	1	0	1	5	0.7		
35	STEELE, Brian	6-0	36	6.0	1-5	.200	1-3	.333	0-0	.000	1	0	1	0.2	7	1	1	2	0	0	3	0.5		
12	CONSTABLE, Austin	2-0	4	2.0	0-2	.000	0-1	.000	0-0	.000	0	0	0	0.0	1	0	0	0	0	1	0	0.0		
Team											33	32	65	6										
Total.....		16	3200		380-873	.435	79-217	.364	282-409	.689	208	359	567	35.4	365	10	209	228	58	97	1121	70.1		
Opponents.....		16	3200		351-823	.426	86-286	.301	319-467	.683	178	336	514	32.1	347	-	198	221	77	117	1107	69.2		

TEAM STATISTICS	SC	OPP	Date	Opponent	Score	Att.
SCORING	1121	1107	11/9/13	LONGWOOD	w 82-44	8536
Points per game	70.1	69.2	11/12/13	at Baylor	L 64-66	5706
Scoring margin	+0.9	-	11/17/13	at Clemson	L 57-71	7283
FIELD GOALS-ATT	380-873	351-823	11/24/13	FIU	w 84-72	9869
Field goal pct	.435	.426	12-06-13	at Oklahoma State	L 52-79	13611
3 POINT FG-ATT	79-217	86-286	12/17/13	MANHATTAN	L 68-86	7573
3-point FG pct	.364	.301	12/19/13	USC UPSTATE	L 68-74	7531
3-pt FG made per game	4.9	5.4	12/22/13	vs Saint Mary's	w 78-71	0
FREE THROWS-ATT	282-409	319-467	12/23/13	vs Boise State	L 54-80	0
Free throw pct	.689	.683	12/25/13	vs Akron	w 69-59	0
F-Throws made per game	17.6	19.9	12/28/13	AKRON	w 78-45	7802
REBOUNDS	567	514	12/30/13	MARSHALL	w 92-65	7935
Rebounds per game	35.4	32.1	1/3/14	SC STATE	w 82-75	7357
Rebounding margin	+3.3	-	* 1/8/14	at Florida	L 58-74	12147
ASSISTS	209	198	* 1/11/14	LSU	L 68-71	12071
Assists per game	13.1	12.4	* 01/15/14	at Texas A&M	L 67-75	9257
TURNOVERS	228	221	* = Conference game			
Turnovers per game	14.3	13.8				
Turnover margin	-0.4	-				
Assist/turnover ratio	0.9	0.9				
STEALS	97	117				
Steals per game	6.1	7.3				
BLOCKS	58	77				
Blocks per game	3.6	4.8				
ATTENDANCE	68674	48004				
Home games-Avg/Game	8-8584	5-9601				
Neutral site-Avg/Game	-	3-0				

Score by Periods	1st	2nd	Totals
South Carolina	513	608	1121
Opponents	540	567	1107



South Carolina Basketball
 South Carolina Combined Team Statistics (as of Jan 15, 2014)
 Conference games

RECORD:	OVERALL	HOME	AWAY	NEUTRAL
ALL GAMES	0-3	0-1	0-2	0-0
CONFERENCE	0-3	0-1	0-2	0-0
NON-CONFERENCE	0-0	0-0	0-0	0-0

##	Player	gp-gs	min	avg	Total		3-Point		F-Throw		Rebounds				pf	dq	a	to	blk	stl	pts	avg
					fg-fga	fg%	3fg-fga	3fg%	ft-fta	ft%	off	def	tot	avg								
00	THORNWELL, Sindari	3-3	83	27.7	14-25	.560	3-6	.500	9-14	.643	2	8	10	3.3	12	1	5	12	1	4	40	13.3
01	WILLIAMS, Brenton	3-3	96	32.0	10-33	.303	6-19	.316	9-10	.900	0	7	7	2.3	6	0	3	9	0	6	35	11.7
04	JOHNSON, Tyrone	3-0	68	22.7	7-26	.269	1-3	.333	12-15	.800	5	9	14	4.7	5	0	7	7	0	1	27	9.0
10	NOTICE, Duane	3-3	69	23.0	5-11	.455	2-5	.400	8-12	.667	2	2	4	1.3	5	0	9	7	1	1	20	6.7
32	RINGER, Desmond	3-0	71	23.7	5-8	.625	0-0	.000	8-11	.727	5	11	16	5.3	10	0	2	5	0	0	18	6.0
24	CARRERA, Michael	3-0	47	15.7	6-10	.600	1-1	1.000	2-5	.400	3	6	9	3.0	6	0	1	4	2	6	15	5.0
20	MCKIE, Justin	1-0	11	11.0	2-3	.667	1-2	.500	0-0	.000	0	3	3	3.0	1	0	0	0	0	1	5	5.0
25	KACINAS, Mindaugas	3-3	52	17.3	3-5	.600	0-0	.000	7-10	.700	3	4	7	2.3	11	0	0	4	1	4	13	4.3
14	CHATKEVICIUS, L.	3-0	22	7.3	5-7	.714	0-1	.000	0-0	.000	2	5	7	2.3	5	0	0	4	1	1	10	3.3
21	HENRY, Demetrius	3-3	47	15.7	3-6	.500	0-0	.000	0-3	.000	2	2	4	1.3	10	0	3	2	0	1	6	2.0
05	SHAW, Jaylen	3-0	34	11.3	1-4	.250	0-2	.000	2-2	1.000	0	2	2	0.7	7	0	4	3	0	0	4	1.3
15	THEUS JR., Reggie	1-0	0	0.0	0-0	.000	0-0	.000	0-0	.000	0	0	0	0.0	1	0	0	0	0	0	0	0.0
Team											4	6	10									
Total.....		3	600		61-138	.442	14-39	.359	57-82	.695	28	65	93	31.0	79	1	34	57	6	25	193	64.3
Opponents.....		3	600		70-141	.496	17-53	.321	63-100	.630	27	65	92	30.7	63	-	43	45	11	30	220	73.3

TEAM STATISTICS	SC	OPP	Date	Opponent	Score	Att.
SCORING	193	220	* 1/8/14	at Florida	L 58-74	12147
Points per game	64.3	73.3	* 1/11/14	LSU	L 68-71	12071
Scoring margin	-9.0	-	* 01/15/14	at Texas A&M	L 67-75	9257
FIELD GOALS-ATT	61-138	70-141	* = Conference game			
Field goal pct	.442	.496				
3 POINT FG-ATT	14-39	17-53				
3-point FG pct	.359	.321				
3-pt FG made per game	4.7	5.7				
FREE THROWS-ATT	57-82	63-100				
Free throw pct	.695	.630				
F-Throws made per game	19.0	21.0				
REBOUNDS	93	92				
Rebounds per game	31.0	30.7				
Rebounding margin	+0.3	-				
ASSISTS	34	43				
Assists per game	11.3	14.3				
TURNOVERS	57	45				
Turnovers per game	19.0	15.0				
Turnover margin	-4.0	-				
Assist/turnover ratio	0.6	1.0				
STEALS	25	30				
Steals per game	8.3	10.0				
BLOCKS	6	11				
Blocks per game	2.0	3.7				
ATTENDANCE	12071	21404				
Home games-Avg/Game	1-12071	2-10702				
Neutral site-Avg/Game	-	0-0				

Score by Periods	1st	2nd	Totals
South Carolina	90	103	193
Opponents	104	116	220



South Carolina Basketball
 South Carolina Team Game-by-Game Comparison (as of Jan 17, 2014)
 All games

Opponent	1st	2nd	Score	Mar	Total FG	FG Pct	3-Pointers	3FG Pct	Free Throws	FT Pct	Rebounds	Assist	T/Over	Block	Steal	Fouls
LONGWOOD	37/15	45/29	82-44	+38	28-57/13-57	.491/.228	6-20/4-22	.300/.182	20-24/14-22	.833/.636	50/27 +23	13/7	15/13	8/0	5/9	18/19
Baylor	39/38	25/28	64-66	(2)	18-50/19-50	.360/.380	3-8/6-17	.375/.353	25-36/22-41	.694/.537	35/46 (11)	14/12	8/15	4/6	9/4	29/26
Clemson	26/35	31/36	57-71	(14)	23-65/21-48	.354/.438	1-10/5-14	.100/.357	10-18/24-26	.556/.923	41/33 +8	7/14	13/12	2/12	6/8	21/20
FIU	39/42	45/30	84-72	+12	30-59/24-50	.508/.480	8-19/6-16	.421/.375	16-21/18-21	.762/.857	31/27 +4	19/13	13/16	3/3	5/9	15/18
Oklahoma State	15/39	37/40	52-79	(27)	16-45/25-56	.356/.446	6-11/5-22	.545/.227	14-22/24-32	.636/.750	36/32 +4	10/13	24/7	4/4	3/10	26/17
MANHATTAN	34/45	34/41	68-86	(18)	22-52/23-49	.423/.469	2-7/6-13	.286/.462	22-38/34-39	.579/.872	27/33 (6)	15/13	16/16	3/9	3/11	23/30
USC UPSTATE	37/33	31/41	68-74	(6)	23-69/24-56	.333/.429	8-29/6-21	.276/.286	14-20/20-35	.700/.571	45/45 -	15/17	12/14	5/5	9/8	24/17
Saint Mary's	33/27	45/44	78-71	+7	28-48/22-54	.583/.407	4-7/7-19	.571/.368	18-29/20-25	.621/.800	32/27 +5	12/11	11/11	3/2	6/3	24/20
Boise State	28/43	26/37	54-80	(26)	19-51/29-54	.373/.537	4-16/9-22	.250/.409	12-18/13-19	.667/.684	30/28 +2	6/16	18/9	4/3	3/7	18/22
Akron	25/31	44/28	69-59	+10	25-60/22-58	.417/.379	2-9/5-17	.222/.294	17-21/10-19	.810/.526	38/35 +3	12/10	10/16	3/8	6/5	21/19
AKRON	30/24	48/21	78-45	+33	28-63/13-40	.444/.325	8-15/4-16	.533/.250	14-19/15-23	.737/.652	34/27 +7	20/6	7/21	5/3	6/4	19/23
MARSHALL	36/31	56/34	92-65	+27	34-66/17-45	.515/.378	6-12/1-14	.500/.071	18-26/30-47	.692/.638	44/27 +17	19/9	11/16	4/6	7/2	32/26
SC STATE	44/33	38/42	82-75	+7	25-50/29-65	.500/.446	7-15/5-20	.467/.250	25-35/12-18	.714/.667	31/35 (4)	13/14	13/10	4/5	4/7	16/27
Florida	21/34	37/40	58-74	(16)	18-41/26-45	.439/.578	5-10/5-19	.500/.263	17-26/17-24	.654/.708	28/25 +3	9/16	21/15	0/4	7/10	20/19
LSU	30/32	38/39	68-71	(3)	20-48/22-56	.417/.393	4-11/5-18	.364/.278	24-34/22-35	.706/.629	32/42 (10)	10/13	19/19	4/4	9/14	28/24
Texas A&M	39/38	28/37	67-75	(8)	23-49/22-40	.469/.550	5-18/7-16	.278/.438	16-22/24-41	.727/.585	33/25 +8	15/14	17/11	2/3	9/6	31/20

Note: Game totals are displayed in the format TEAM/OPPONENT for each category



South Carolina Basketball
South Carolina Category Leaders (as of Jan 17, 2014)
All games

Points	G	Pts	Pts/G
THORNWELL, Sindarius	16	180	11.3
WILLIAMS, Brenton	16	180	11.3
JOHNSON, Tyrone	16	179	11.2
NOTICE, Duane	16	107	6.7
CARRERA, Michael	15	101	6.7
HENRY, Demetrius	16	98	6.1
KACINAS, Mindaugas	16	91	5.7
CHATKEVICIUS, L.	15	55	3.7
RINGER, Desmond	16	49	3.1
SHAW, Jaylen	15	47	3.1
ELLINGTON, Bruce	3	17	5.7
MCKIE, Justin	8	9	1.1

FG Percentage	FG	Att	Pct
CHATKEVICIUS, L.	26	43	.605
KACINAS, Mindaugas	32	59	.542
SHAW, Jaylen	14	29	.483
HENRY, Demetrius	47	98	.480
CARRERA, Michael	35	76	.461
RINGER, Desmond	16	36	.444
NOTICE, Duane	35	79	.443
WILLIAMS, Brenton	55	135	.407
THORNWELL, Sindarius	56	142	.394
JOHNSON, Tyrone	52	133	.391
THEUS JR., Reggie	2	6	.333
MCKIE, Justin	3	9	.333

3-Point Percentage	3FG	Att	Pct
SHAW, Jaylen	8	17	.471
JOHNSON, Tyrone	8	19	.421
WILLIAMS, Brenton	31	79	.392
THORNWELL, Sindarius	14	38	.368
NOTICE, Duane	9	25	.360
STEELE, Brian	1	3	.333
CARRERA, Michael	4	15	.267
ELLINGTON, Bruce	3	13	.231
MCKIE, Justin	1	5	.200
CONSTABLE, Austin	0	1	.000
CHATKEVICIUS, L.	0	1	.000
KACINAS, Mindaugas	0	1	.000

Free Throw Percent	FG	Att	Pct
ELLINGTON, Bruce	2	2	1.000
WILLIAMS, Brenton	39	40	.975
SHAW, Jaylen	11	13	.846
JOHNSON, Tyrone	67	89	.753
NOTICE, Duane	28	40	.700
THORNWELL, Sindarius	54	78	.692
CARRERA, Michael	27	40	.675
KACINAS, Mindaugas	27	43	.628
RINGER, Desmond	17	29	.586
CHATKEVICIUS, L.	3	6	.500
MCKIE, Justin	2	4	.500
THEUS JR., Reggie	1	4	.250

Scoring Average	G	Pts	Avg/G
THORNWELL, Sindarius	16	180	11.3
WILLIAMS, Brenton	16	180	11.3
JOHNSON, Tyrone	16	179	11.2
CARRERA, Michael	15	101	6.7
NOTICE, Duane	16	107	6.7
HENRY, Demetrius	16	98	6.1
KACINAS, Mindaugas	16	91	5.7
ELLINGTON, Bruce	3	17	5.7
CHATKEVICIUS, L.	15	55	3.7
SHAW, Jaylen	15	47	3.1
RINGER, Desmond	16	49	3.1
MCKIE, Justin	8	9	1.1

Field Goal Attempts	G	Att	Att/G
THORNWELL, Sindarius	16	142	8.9
WILLIAMS, Brenton	16	135	8.4
JOHNSON, Tyrone	16	133	8.3
HENRY, Demetrius	16	98	6.1
NOTICE, Duane	16	79	4.9

Field Goals Made	G	Made	Made/G
THORNWELL, Sindarius	16	56	3.5
WILLIAMS, Brenton	16	55	3.4
JOHNSON, Tyrone	16	52	3.3
HENRY, Demetrius	16	47	2.9
CARRERA, Michael	15	35	2.3
NOTICE, Duane	16	35	2.2

3-Point FG Attempts	G	Att	Att/G
WILLIAMS, Brenton	16	79	4.9
THORNWELL, Sindarius	16	38	2.4
NOTICE, Duane	16	25	1.6
JOHNSON, Tyrone	16	19	1.2
SHAW, Jaylen	15	17	1.1

3-Point FG Made	G	Made	Made/G
WILLIAMS, Brenton	16	31	1.9
THORNWELL, Sindarius	16	14	0.9
NOTICE, Duane	16	9	0.6
SHAW, Jaylen	15	8	0.5
JOHNSON, Tyrone	16	8	0.5

Free Throw Attempts	G	Att	Att/G
JOHNSON, Tyrone	16	89	5.6
THORNWELL, Sindarius	16	78	4.9
KACINAS, Mindaugas	16	43	2.7
CARRERA, Michael	15	40	2.7
NOTICE, Duane	16	40	2.5
WILLIAMS, Brenton	16	40	2.5

Free Throws Made	G	Made	Made/G
JOHNSON, Tyrone	16	67	4.2
THORNWELL, Sindarius	16	54	3.4
WILLIAMS, Brenton	16	39	2.4
NOTICE, Duane	16	28	1.8
KACINAS, Mindaugas	16	27	1.7
CARRERA, Michael	15	27	1.8



South Carolina Basketball
South Carolina Category Leaders (as of Jan 17, 2014)
All games

Rebounds	G	Reb	Reb/G
KACINAS, Mindaugas	16	83	5.2
HENRY, Demetrius	16	71	4.4
CARRERA, Michael	15	61	4.1
THORNWELL, Sindarius	16	56	3.5
CHATKEVICIUS, L.	15	48	3.2

Rebound Average	G	Reb	Avg/G
KACINAS, Mindaugas	16	83	5.2
HENRY, Demetrius	16	71	4.4
CARRERA, Michael	15	61	4.1
THORNWELL, Sindarius	16	56	3.5
CHATKEVICIUS, L.	15	48	3.2

Offensive Rebounds	G	No.	Avg/G
KACINAS, Mindaugas	16	36	2.3
HENRY, Demetrius	16	31	1.9
CARRERA, Michael	15	25	1.7
RINGER, Desmond	16	17	1.1
THORNWELL, Sindarius	16	17	1.1

Defensive Rebounds	G	No.	Avg/G
KACINAS, Mindaugas	16	47	2.9
HENRY, Demetrius	16	40	2.5
THORNWELL, Sindarius	16	39	2.4
JOHNSON, Tyrone	16	37	2.3
CARRERA, Michael	15	36	2.4

Fouls	G	No.	Per/G
HENRY, Demetrius	16	59	3.7
KACINAS, Mindaugas	16	52	3.3
THORNWELL, Sindarius	16	46	2.9
RINGER, Desmond	16	40	2.5
CARRERA, Michael	15	33	2.2

Foulsouts	G	No.
HENRY, Demetrius	16	5
KACINAS, Mindaugas	16	2
THORNWELL, Sindarius	16	1
NOTICE, Duane	16	1
STEELE, Brian	6	1

Assists	G	No.	Ast/G
JOHNSON, Tyrone	16	55	3.4
NOTICE, Duane	16	47	2.9
THORNWELL, Sindarius	16	27	1.7
WILLIAMS, Brenton	16	23	1.4
SHAW, Jaylen	15	21	1.4

Steals	G	No.	Stl/G
THORNWELL, Sindarius	16	16	1.0
CARRERA, Michael	15	14	0.9
WILLIAMS, Brenton	16	14	0.9
KACINAS, Mindaugas	16	14	0.9
JOHNSON, Tyrone	16	10	0.6

Blocked Shots	G	No.	Blk/G
CARRERA, Michael	15	15	1.0
HENRY, Demetrius	16	11	0.7
KACINAS, Mindaugas	16	8	0.5
CHATKEVICIUS, L.	15	7	0.5
THORNWELL, Sindarius	16	7	0.4

Minutes	G	No.	Min/G
JOHNSON, Tyrone	16	430	26.9
THORNWELL, Sindarius	16	415	25.9
KACINAS, Mindaugas	16	384	24.0
WILLIAMS, Brenton	16	383	23.9
HENRY, Demetrius	16	339	21.2

Turnovers	G	No.	TO/G
NOTICE, Duane	16	34	2.1
THORNWELL, Sindarius	16	33	2.1
KACINAS, Mindaugas	16	32	2.0
JOHNSON, Tyrone	16	30	1.9
CARRERA, Michael	15	20	1.3



South Carolina Basketball
South Carolina Team High/Low Analysis (as of Jan 17, 2014)
All games

South Carolina - TEAM GAME HIGHS

POINTS	92	MARSHALL (12/30/13)
	84	FIU (11/24/13)
	82	SC STATE (1/3/14)
	82	LONGWOOD (11/9/13)
	78	AKRON (12/28/13)
	78	vs Saint Mary's (12/22/13)
FIELD GOALS MADE	34	MARSHALL (12/30/13)
	30	FIU (11/24/13)
FIELD GOAL ATTEMPTS	69	USC UPSTATE (12/19/13)
	66	MARSHALL (12/30/13)
FIELD GOAL PERCENTAGE	.583 (28-48)	vs Saint Mary's (12/22/13)
	.515 (34-66)	MARSHALL (12/30/13)
3 PT FIELD GOALS MADE	8	AKRON (12/28/13)
	8	USC UPSTATE (12/19/13)
	8	FIU (11/24/13)
3 PT FG ATTEMPTS	29	USC UPSTATE (12/19/13)
	20	LONGWOOD (11/9/13)
3 PT FG PERCENTAGE	.571 (4-7)	vs Saint Mary's (12/22/13)
	.545 (6-11)	at Oklahoma State (12-06-13)
FREE THROWS MADE	25	SC STATE (1/3/14)
	25	at Baylor (11/12/13)
FREE THROW ATTEMPTS	38	MANHATTAN (12/17/13)
	36	at Baylor (11/12/13)
FREE THROW PERCENTAGE	.833 (20-24)	LONGWOOD (11/9/13)
	.810 (17-21)	vs Akron (12/25/13)
REBOUNDS	50	LONGWOOD (11/9/13)
	45	USC UPSTATE (12/19/13)
ASSISTS	20	AKRON (12/28/13)
	19	MARSHALL (12/30/13)
	19	FIU (11/24/13)
STEALS	9	at Texas A&M (01/15/14)
	9	LSU (1/11/14)
	9	USC UPSTATE (12/19/13)
	9	at Baylor (11/12/13)
BLOCKED SHOTS	8	LONGWOOD (11/9/13)
	5	AKRON (12/28/13)
	5	USC UPSTATE (12/19/13)
TURNOVERS	24	at Oklahoma State (12-06-13)
	21	at Florida (1/8/14)
FOULS	32	MARSHALL (12/30/13)
	31	at Texas A&M (01/15/14)



South Carolina Basketball
South Carolina High/Low Analysis (as of Jan 17, 2014)
All games

Opponent - GAME HIGHS

POINTS	86	MANHATTAN (12/17/13)
	80	vs Boise State (12/23/13)
	79	at Oklahoma State (12-06-13)
	75	at Texas A&M (01/15/14)
	75	SC STATE (1/3/14)
FIELD GOALS MADE	29	SC STATE (1/3/14)
	29	vs Boise State (12/23/13)
FIELD GOAL ATTEMPTS	65	SC STATE (1/3/14)
	58	vs Akron (12/25/13)
FIELD GOAL PERCENTAGE	.578 (26-45)	at Florida (1/8/14)
	.550 (22-40)	at Texas A&M (01/15/14)
3 PT FIELD GOALS MADE	9	vs Boise State (12/23/13)
	7	at Texas A&M (01/15/14)
	7	vs Saint Mary's (12/22/13)
3 PT FG ATTEMPTS	22	vs Boise State (12/23/13)
	22	at Oklahoma State (12-06-13)
	22	LONGWOOD (11/9/13)
3 PT FG PERCENTAGE	.462 (6-13)	MANHATTAN (12/17/13)
	.438 (7-16)	at Texas A&M (01/15/14)
FREE THROWS MADE	34	MANHATTAN (12/17/13)
	30	MARSHALL (12/30/13)
FREE THROW ATTEMPTS	47	MARSHALL (12/30/13)
	41	at Texas A&M (01/15/14)
	41	at Baylor (11/12/13)
FREE THROW PERCENTAGE	.923 (24-26)	at Clemson (11/17/13)
	.872 (34-39)	MANHATTAN (12/17/13)
REBOUNDS	46	at Baylor (11/12/13)
	45	USC UPSTATE (12/19/13)
ASSISTS	17	USC UPSTATE (12/19/13)
	16	at Florida (1/8/14)
	16	vs Boise State (12/23/13)
STEALS	14	LSU (1/11/14)
	11	MANHATTAN (12/17/13)
BLOCKED SHOTS	12	at Clemson (11/17/13)
	9	MANHATTAN (12/17/13)
TURNOVERS	21	AKRON (12/28/13)
	19	LSU (1/11/14)
FOULS	30	MANHATTAN (12/17/13)
	27	SC STATE (1/3/14)



South Carolina Basketball
 South Carolina High/Low Analysis (as of Jan 17, 2014)
 All games

South Carolina - GAME LOWS

POINTS	52	at Oklahoma State (12-06-13)
	54	vs Boise State (12/23/13)
	57	at Clemson (11/17/13)
	58	at Florida (1/8/14)
	64	at Baylor (11/12/13)
FIELD GOALS MADE	16	at Oklahoma State (12-06-13)
	18	at Baylor (11/12/13)
	18	at Florida (1/8/14)
FIELD GOAL ATTEMPTS	41	at Florida (1/8/14)
	45	at Oklahoma State (12-06-13)
FIELD GOAL PERCENTAGE	.333 (23-69)	USC UPSTATE (12/19/13)
	.354 (23-65)	at Clemson (11/17/13)
3 PT FIELD GOALS MADE	1	at Clemson (11/17/13)
	2	MANHATTAN (12/17/13)
	2	vs Akron (12/25/13)
3 PT FG ATTEMPTS	7	MANHATTAN (12/17/13)
	7	vs Saint Mary's (12/22/13)
3 PT FG PERCENTAGE	.100 (1-10)	at Clemson (11/17/13)
	.222 (2-9)	vs Akron (12/25/13)
FREE THROWS MADE	10	at Clemson (11/17/13)
	12	vs Boise State (12/23/13)
FREE THROW ATTEMPTS	18	at Clemson (11/17/13)
	18	vs Boise State (12/23/13)
FREE THROW PERCENTAGE	.556 (10-18)	at Clemson (11/17/13)
	.579 (22-38)	MANHATTAN (12/17/13)
REBOUNDS	27	MANHATTAN (12/17/13)
	28	at Florida (1/8/14)
ASSISTS	6	vs Boise State (12/23/13)
	7	at Clemson (11/17/13)
STEALS	3	at Oklahoma State (12-06-13)
	3	MANHATTAN (12/17/13)
	3	vs Boise State (12/23/13)
BLOCKED SHOTS	0	at Florida (1/8/14)
	2	at Clemson (11/17/13)
	2	at Texas A&M (01/15/14)
TURNOVERS	7	AKRON (12/28/13)
	8	at Baylor (11/12/13)
FOULS	15	FIU (11/24/13)
	16	SC STATE (1/3/14)



South Carolina Basketball
South Carolina High/Low Analysis (as of Jan 17, 2014)
All games

Opponent - GAME LOWS

POINTS	44	LONGWOOD (11/9/13)
	45	AKRON (12/28/13)
	59	vs Akron (12/25/13)
	65	MARSHALL (12/30/13)
	66	at Baylor (11/12/13)
FIELD GOALS MADE	13	LONGWOOD (11/9/13)
	13	AKRON (12/28/13)
FIELD GOAL ATTEMPTS	40	AKRON (12/28/13)
	40	at Texas A&M (01/15/14)
FIELD GOAL PERCENTAGE	.228 (13-57)	LONGWOOD (11/9/13)
	.325 (13-40)	AKRON (12/28/13)
3 PT FIELD GOALS MADE	1	MARSHALL (12/30/13)
	4	LONGWOOD (11/9/13)
	4	AKRON (12/28/13)
3 PT FG ATTEMPTS	13	MANHATTAN (12/17/13)
	14	at Clemson (11/17/13)
	14	MARSHALL (12/30/13)
3 PT FG PERCENTAGE	.071 (1-14)	MARSHALL (12/30/13)
	.182 (4-22)	LONGWOOD (11/9/13)
FREE THROWS MADE	10	vs Akron (12/25/13)
	12	SC STATE (1/3/14)
FREE THROW ATTEMPTS	18	SC STATE (1/3/14)
	19	vs Boise State (12/23/13)
	19	vs Akron (12/25/13)
FREE THROW PERCENTAGE	.526 (10-19)	vs Akron (12/25/13)
	.537 (22-41)	at Baylor (11/12/13)
REBOUNDS	25	at Florida (1/8/14)
	25	at Texas A&M (01/15/14)
ASSISTS	6	AKRON (12/28/13)
	7	LONGWOOD (11/9/13)
STEALS	2	MARSHALL (12/30/13)
	3	vs Saint Mary's (12/22/13)
BLOCKED SHOTS	0	LONGWOOD (11/9/13)
	2	vs Saint Mary's (12/22/13)
TURNOVERS	7	at Oklahoma State (12-06-13)
	9	vs Boise State (12/23/13)
FOULS	17	at Oklahoma State (12-06-13)
	17	USC UPSTATE (12/19/13)



South Carolina Basketball
 South Carolina Player High/Low Analysis (as of Jan 17, 2014)
 All games

South Carolina - I N D I V I D U A L G A M E H I G H S

Points	25		THORNWELL, Sindarius vs LSU (1/11/14)
	24		WILLIAMS, Brenton vs Akron (12/28/13)
	20		THORNWELL, Sindarius at Baylor (11/12/13)
	19		WILLIAMS, Brenton vs SC State (1/3/14)
	19		THORNWELL, Sindarius vs USC Upstate (12/19/13)
Field Goals Made	9		THORNWELL, Sindarius vs LSU (1/11/14)
	8		WILLIAMS, Brenton vs Akron (12/28/13)
Field Goal Att.	18		THORNWELL, Sindarius vs USC Upstate (12/19/13)
	17		WILLIAMS, Brenton vs Akron (12/28/13)
FG Pct (min 5 made)	.857	(6-7)	WILLIAMS, Brenton vs SC State (1/3/14)
	.857	(6-7)	HENRY, Demetrius vs Marshall (12/30/13)
3-Point FG Made	6		WILLIAMS, Brenton vs Akron (12/28/13)
	4		SHAW, Jaylen vs FIU (11/24/13)
3-Point FG Att.	10		THORNWELL, Sindarius vs USC Upstate (12/19/13)
	9		WILLIAMS, Brenton vs Akron (12/28/13)
3-Pt FG Pct (min 2 made)	1.000	(2-2)	THORNWELL, Sindarius at Florida (1/8/14)
	1.000	(2-2)	JOHNSON, Tyrone vs SC State (1/3/14)
	1.000	(2-2)	JOHNSON, Tyrone vs Marshall (12/30/13)
Free Throws Made	10		THORNWELL, Sindarius vs Manhattan (12/17/13)
	7		JOHNSON, Tyrone vs USC Upstate (12/19/13)
	7		JOHNSON, Tyrone vs FIU (11/24/13)
	7		THORNWELL, Sindarius at Baylor (11/12/13)
Free Throw Att.	13		THORNWELL, Sindarius vs Manhattan (12/17/13)
	11		JOHNSON, Tyrone vs Manhattan (12/17/13)
FT Pct (min 3 made)	1.000	(6-6)	WILLIAMS, Brenton at Texas A&M (01/15/14)
	1.000	(6-6)	JOHNSON, Tyrone vs Akron (12/25/13)
	1.000	(6-6)	WILLIAMS, Brenton vs FIU (11/24/13)
	1.000	(6-6)	CARRERA, Michael at Baylor (11/12/13)
	1.000	(5-5)	WILLIAMS, Brenton vs SC State (1/3/14)
	1.000	(5-5)	KACINAS, Mindaugas vs Akron (12/28/13)
	1.000	(4-4)	SHAW, Jaylen vs Marshall (12/30/13)
	1.000	(4-4)	WILLIAMS, Brenton vs Akron (12/25/13)
	1.000	(4-4)	WILLIAMS, Brenton vs Boise State (12/23/13)
	1.000	(4-4)	CARRERA, Michael vs Manhattan (12/17/13)
	1.000	(4-4)	WILLIAMS, Brenton at Baylor (11/12/13)
	1.000	(3-3)	RINGER, Desmond at Florida (1/8/14)
	1.000	(3-3)	THORNWELL, Sindarius at Clemson (11/17/13)
Rebounds	14		KACINAS, Mindaugas vs Longwood (11/9/13)
	12		KACINAS, Mindaugas at Clemson (11/17/13)
Assists	8		NOTICE, Duane vs SC State (1/3/14)
	8		JOHNSON, Tyrone at Baylor (11/12/13)
Steals	4		CARRERA, Michael at Texas A&M (01/15/14)
	3		WILLIAMS, Brenton at Florida (1/8/14)
	3		THORNWELL, Sindarius at Florida (1/8/14)
	3		THORNWELL, Sindarius at Baylor (11/12/13)
Blocked Shots	4		CARRERA, Michael vs Marshall (12/30/13)
	2		CARRERA, Michael vs LSU (1/11/14)
	2		CARRERA, Michael vs SC State (1/3/14)
	2		KACINAS, Mindaugas vs Akron (12/28/13)
	2		HENRY, Demetrius vs Boise State (12/23/13)
	2		CHATKEVICIUS, L. vs Boise State (12/23/13)
	2		RINGER, Desmond vs USC Upstate (12/19/13)
	2		HENRY, Demetrius at Oklahoma State (12-06-13)

	2	CARRERA, Michael vs FIU (11/24/13)
	2	HENRY, Demetrius at Baylor (11/12/13)
	2	CARRERA, Michael vs Longwood (11/9/13)
	2	KACINAS, Mindaugas vs Longwood (11/9/13)
	2	THORNWELL, Sindarius vs Longwood (11/9/13)
Turnovers	6	NOTICE, Duane vs SC State (1/3/14)
	6	CARRERA, Michael at Oklahoma State (12-06-13)
Fouls	5	THORNWELL, Sindarius at Texas A&M (01/15/14)
	5	STEELE, Brian vs Marshall (12/30/13)
	5	HENRY, Demetrius vs Marshall (12/30/13)
	5	HENRY, Demetrius vs Saint Mary's (12/22/13)
	5	HENRY, Demetrius vs USC Upstate (12/19/13)
	5	KACINAS, Mindaugas vs Manhattan (12/17/13)
	5	HENRY, Demetrius at Oklahoma State (12-06-13)
	5	HENRY, Demetrius at Clemson (11/17/13)
	5	KACINAS, Mindaugas at Baylor (11/12/13)
	5	NOTICE, Duane vs Longwood (11/9/13)



South Carolina Basketball
South Carolina Opponent High/Low Analysis (as of Jan 17, 2014)
All games

OPPONENT INDIVIDUAL GAME HIGHS

Points	30		DRMIC,Anthony vs Boise State (12/23/13)
	26		Beamon, George vs Manhattan (12/17/13)
	22		Jamal Jones at Texas A&M (01/15/14)
	22		MURPHY, Tymell vs FIU (11/24/13)
	21		GLENN, Ricardo vs USC Upstate (12/19/13)
	21		McDANIELS, K.J. at Clemson (11/17/13)
Field Goals Made	10		DRMIC,Anthony vs Boise State (12/23/13)
	9		MURPHY, Tymell vs FIU (11/24/13)
Field Goal Att.	20		CAREY, Tristan vs Longwood (11/9/13)
	17		DRMIC,Anthony vs Boise State (12/23/13)
FG Pct (min 5 made)	1.000	(5-5)	Prather, Casey at Florida (1/8/14)
	.857	(6-7)	Davonte Fitzgerald at Texas A&M (01/15/14)
	.857	(6-7)	Young, Patric at Florida (1/8/14)
3-Point FG Made	5		Heslip, Brady at Baylor (11/12/13)
	3		Jamal Jones at Texas A&M (01/15/14)
	3		Wilbekin, Scottie at Florida (1/8/14)
	3		STEPHENS,Theron vs SC State (1/3/14)
	3		ELORRIAGA,Jeff vs Boise State (12/23/13)
	3		WALKER III, James vs Saint Mary's (12/22/13)
	3		Beamon, George vs Manhattan (12/17/13)
3-Point FG Att.	10		GREENE, Ty vs USC Upstate (12/19/13)
	10		Heslip, Brady at Baylor (11/12/13)
	10		CAREY, Tristan vs Longwood (11/9/13)
3-Pt FG Pct (min 2 made)	1.000	(2-2)	Shawn Smith at Texas A&M (01/15/14)
	1.000	(2-2)	PALMER,Daryll vs SC State (1/3/14)
	1.000	(2-2)	Alvarado, Michael vs Manhattan (12/17/13)
	1.000	(2-2)	FILER, Adonis at Clemson (11/17/13)
Free Throws Made	11		SMITH, Shawn vs Marshall (12/30/13)
	10		Alvarado, Michael vs Manhattan (12/17/13)
Free Throw Att.	15		SMITH, Shawn vs Marshall (12/30/13)
	12		Jamal Jones at Texas A&M (01/15/14)
FT Pct (min 3 made)	1.000	(8-8)	ROPER, Jordan at Clemson (11/17/13)
	1.000	(7-7)	Beamon, George vs Manhattan (12/17/13)
	1.000	(6-6)	Kates, Donovan vs Manhattan (12/17/13)
	1.000	(6-6)	BUCKLES, Rakeem vs FIU (11/24/13)
	1.000	(6-6)	McDANIELS, K.J. at Clemson (11/17/13)
	1.000	(4-4)	Wilbekin, Scottie at Florida (1/8/14)
	1.000	(4-4)	LEVESQUE, Beau vs Saint Mary's (12/22/13)
	1.000	(4-4)	FRINK, Jerome vs FIU (11/24/13)
	1.000	(3-3)	Smart, Marcus at Oklahoma State (12-06-13)
	1.000	(3-3)	PORCHER JIMENEZ, M. vs FIU (11/24/13)
Rebounds	14		GLENN, Ricardo vs USC Upstate (12/19/13)
	12		Prince, Taurean at Baylor (11/12/13)
Assists	7		Alex Caruso at Texas A&M (01/15/14)
	6		HOLT, Stephen vs Saint Mary's (12/22/13)
	6		Alvarado, Michael vs Manhattan (12/17/13)
Steals	5		MARTIN, Jarell vs LSU (1/11/14)
	4		Beamon, George vs Manhattan (12/17/13)
Blocked Shots	7		McDANIELS, K.J. at Clemson (11/17/13)
	4		Pankey, Ashton vs Manhattan (12/17/13)
	4		Brown, Rhamel vs Manhattan (12/17/13)
Turnovers	11		CANTY, Kareem vs Marshall (12/30/13)
	7		DIGGS, Quincy vs Akron (12/28/13)

Fouls	5	TAYLOR, Ryan vs Marshall (12/30/13)
	5	THOMAS, Chris vs Marshall (12/30/13)
	5	Pankey, Ashton vs Manhattan (12/17/13)