

# WOMEN'S BASKETBALL

# SOUTH CAROLINA

**Media Relations:** Diana Koval  
**Office:** 803.777.7977  
**Cell:** 314.369.6050  
**Email:** dkoval@mailbox.sc.edu  
**Website:** www.GamecocksOnline.com  
**Twitter:** www.Twitter.com/GamecocksOnline  
**Facebook:** www.Facebook.com/GamecocksOnline

**Game 6**  
**Nov. 27, 2011**  
**1 p.m.**  
**Columbia, S.C.**  
*Colonial Life Arena (18,000)*

## 2011-12 Schedule

<b>Fri., Nov. 4</b>	<b>Limestone (Exh.)</b>	<b>Columbia, S.C.</b>	<b>W, 84-53</b>
Fri., Nov. 11	at Illinois	Champaign, Ill.	W, 71-52
<b>Mon., Nov. 14</b>	<b>Alabama A&amp;M</b>	<b>Columbia, S.C.</b>	<b>W, 60-53</b>
Thu., Nov. 17	at Clemson	Clemson, S.C.	W, 65-48
<b>Sun., Nov. 20</b>	<b>#11/12 Penn State (SS)</b>	<b>Columbia, S.C.</b>	<b>L, 50-55</b>
<b>Wed., Nov. 23</b>	<b>C. of Charleston (SS)</b>	<b>Columbia, S.C.</b>	<b>W, 59-40</b>
<b>Sun., Nov. 27</b>	<b>Presbyterian (SS)</b>	<b>Columbia, S.C.</b>	<b>1 p.m.</b>
Wed., Nov. 30	at Xavier	Cincinnati Ohio	7 p.m.
Sun., Dec. 4	at NC State	Raleigh, N.C.	2 p.m.
<b>Sun., Dec. 11</b>	<b>Furman (SS)</b>	<b>Columbia, S.C.</b>	<b>1 p.m.</b>
<b>Wed., Dec. 14</b>	<b>South Carolina State</b>	<b>Columbia, S.C.</b>	<b>Noon</b>

### *Carolinas Challenge*

Sun., Dec. 18 vs. North Carolina Myrtle Beach, S.C. 3 p.m.

<b>Wed., Dec. 21</b>	<b>Savannah State</b>	<b>Columbia, S.C.</b>	<b>Noon</b>
Wed., Dec. 28	at Drexel	Philadelphia, Pa.	5 p.m.
<b>Sun., Jan. 1</b>	<b>Alabama*</b>	<b>Columbia, S.C.</b>	<b>3 p.m.</b>
<b>Thu., Jan. 5</b>	<b>Vanderbilt*</b>	<b>Columbia, S.C.</b>	<b>7 p.m.</b>
Sun., Jan. 8	at Florida*	Gainesville, Fla.	2 p.m.
Thu., Jan. 12	at LSU*	Baton Rouge, La.	8 p.m.
<b>Sun., Jan. 15</b>	<b>Kentucky*</b>	<b>Columbia, S.C.</b>	<b>3 p.m.</b>
Thu., Jan. 19	at Auburn*	Auburn, Ala.	7 p.m.
Sun., Jan. 22	at Vanderbilt* (ESPNU)	Nashville, Tenn.	1:30 p.m.
<b>Thu., Jan. 26</b>	<b>Ole Miss* (FSN)</b>	<b>Columbia, S.C.</b>	<b>7 p.m.</b>
<b>Sun., Jan. 29</b>	<b>Mississippi St.* (SECN)</b>	<b>Columbia, S.C.</b>	<b>2 p.m.</b>
Thu., Feb. 2	at Tennessee* (CSS)	Knoxville, Tenn.	7 p.m.
Thu., Feb. 9	at Arkansas*	Fayetteville, Ark.	8 p.m.
<b>Sun., Feb. 12</b>	<b>Florida* (ESPN2)</b>	<b>Columbia, S.C.</b>	<b>5 p.m.</b>
<b>Thu., Feb. 16</b>	<b>Georgia* (FSN)</b>	<b>Columbia, S.C.</b>	<b>7 p.m.</b>
Sun., Feb. 19	at Alabama* (FSN)	Tuscaloosa, Ala.	3 p.m.
Thu., Feb. 23	at Kentucky*	Lexington, Ky.	7 p.m.
<b>Sun., Feb. 26</b>	<b>Arkansas* (SECN)</b>	<b>Columbia, S.C.</b>	<b>2 p.m.</b>

### *SEC Tournament*

Thu., Mar. 1	First Round (FSN)	Nashville, Tenn.	TBA
Fri., Mar. 2	Quarterfinals (FSN)	Nashville, Tenn.	TBA
Sat., Mar. 3	Semifinals (ESPNU)	Nashville, Tenn.	TBA
Sun., Mar. 4	Final (ESPN2)	Nashville, Tenn.	TBA

\* indicates SEC game

All Times Listed as Eastern

Television outlet listed in parentheses – SS is SportSouth; FSN is SportsSouth, Fox Sports Southwest and Sun Sports; SECN is SEC Network; CSS is Charter Sports Southeast.



## Uniform Patch

The Gamecocks have added a patch to their uniforms this season to honor teammate Shelbretta Ball, who was medically disqualified from playing this fall. The team wanted Brett and everyone watching to know that she will always be an integral part of them and what they achieve this season.



## South Carolina Gamecocks (4-1)

**Head Coach:** Dawn Staley  
**Record at South Carolina:** 46-49 (4th season)  
**Career Record:** 218-129 (12th season)  
**Record vs. Presbyterian:** 1-0



## Presbyterian Blue Hose (2-3)

**Head Coach:** Ronny Fisher  
**Record at PC:** 20-73 (4th season)  
**Career Record:** 20-73 (4th season)  
**Record vs. South Carolina:** 0-1

## Game Information

<b>Presbyterian Series:</b> SC leads -0	<b>TV:</b> SportSouth (Bob Rathbun and Debbie Antonelli; ESPN3)
<b>In Columbia:</b> SC leads 1-0	<b>Radio:</b> WISW 1320 AM (Brad Muller and Marcy Girton); GamecocksOnline.com
<b>In Clinton:</b> Never Met	<b>Tickets:</b> \$7 adult, \$4 youth (17 & under)
<b>At Neutral Site:</b> Never Met	<b>Live Stats:</b> GamecocksOnline.com

## South Carolina Notables












- This is the Gamecocks' 38th season as a varsity sport.
- Junior forward Ashley Bruner has averaged 10.3 rebounds over the last three games, including 5.7 on the offensive end.
- The Gamecocks' trio of starting guards have scored or assisted on more than 50 percent of the team's points in every game this season.
- Senior guard Markeshia Grant tied her career high with 14 points against CofC, including 10 in the second half.
- The 2011-12 season is the fourth at the helm for South Carolina head coach Dawn Staley. Her teams have improved by four wins each of the last two campaigns, capped by last season's 18-15 mark.

## Tale of the Tape

PC	SC
2-3	4-1
0-0	0-0
1-1	2-1
1-2	2-0
0-0	0-0
49.0	61.0
52.0	49.6
.342	.344
.370	.379
.247	.205
.348	.167
.591	.640
7.8	14.2
10.2	11.0
+5.2	+8.6
30.2	40.0
-10.6	+4.0
9.6	11.4
2.8	3.6

## A Snapshot of the 2011-12 Gamecocks

*Probable starters noted by shaded background and are based on previous game*

<b>0</b>		<b>Imani Sellers</b> 5-8 • Jr. • Guard Holly Hill, S.C. (Lake Marion)	<b>GP</b> 3 <b>GS</b> 0 <b>PPG</b> 0.0 <b>RPG</b> 0.3 <b>APG</b> 0.0	<b>SPG</b> 0.0 <b>BPG</b> 0.0 <b>FG%</b> .000 <b>3FG%</b> .000 <b>FT%</b> .000	<ul style="list-style-type: none"> <li>• Joined team as a walk-on in August 2010</li> <li>• Played in three SEC games and three of the team's four postseason contests among her 15 appearances last season</li> <li>• High energy, great teammate</li> </ul>
<b>1</b>		<b>Ebony Wilson</b> 5-8 • Sr. • Guard Newark, N.J. (Rend Lake College)	<b>GP</b> 5 <b>GS</b> 0 <b>PPG</b> 2.0 <b>RPG</b> 1.4 <b>APG</b> 0.2	<b>SPG</b> 0.8 <b>BPG</b> 0.4 <b>FG%</b> .750 <b>3FG%</b> — <b>FT%</b> .500	<ul style="list-style-type: none"> <li>• Came off the bench to spark at 15-2 run against Alabama A&amp;M thanks to lock-down defensive effort</li> <li>• Key defender, especially in late-game situations</li> <li>• Has the ability to change the complexion of a game defensively</li> </ul>
<b>3</b>		<b>Ieasia Walker</b> 5-8 • Jr. • Guard Amityville, N.Y. (Copiague)	<b>GP</b> 5 <b>GS</b> 5 <b>PPG</b> 8.8 <b>RPG</b> 4.2 <b>APG</b> 1.8	<b>SPG</b> 2.4 <b>BPG</b> 0.4 <b>FG%</b> .366 <b>3FG%</b> .231 <b>FT%</b> .688	<ul style="list-style-type: none"> <li>• 2nd on team in scoring</li> <li>• Season-high 15 points vs. Penn State, including 10 in 2nd half, and tied career high with five steals</li> <li>• Voted to preseason All-SEC Second Team by league's coaches</li> <li>• Versatile player still learning when to utilize which of her skills</li> </ul>
<b>5</b>		<b>Markeshia Grant</b> 5-6 • Sr. • Guard Tampa, Fla./ (Coll. of Central Florida)	<b>GP</b> 5 <b>GS</b> 5 <b>PPG</b> 7.8 <b>RPG</b> 2.6 <b>APG</b> 3.0	<b>SPG</b> 1.0 <b>BPG</b> 0.22 <b>FG%</b> .300 <b>3FG%</b> .174 <b>FT%</b> .625	<ul style="list-style-type: none"> <li>• Assist-to-turnover ratio (3.0), second in SEC</li> <li>• Tied career high with 14 points against CofC</li> <li>• Dished out career-high six assists vs. Alabama A&amp;M</li> <li>• Hit her stride in 2011 postseason action – averaging 12.3 points and 5.5 rebounds over four games</li> </ul>
<b>11</b>		<b>La'Keisha Sutton</b> 5-8 • Sr. • Guard Trenton, N.J. (Trenton Catholic)	<b>GP</b> 5 <b>GS</b> 5 <b>PPG</b> 7.6 <b>RPG</b> 2.8 <b>APG</b> 3.6	<b>SPG</b> 1.8 <b>BPG</b> 0.4 <b>FG%</b> .220 <b>3FG%</b> .167 <b>FT%</b> .643	<ul style="list-style-type: none"> <li>• Ranked 12th in SEC in assists and 8th in assist-to-turnover ratio</li> <li>• Six assists and career-high seven steals at Clemson</li> <li>• Team captain (with Courtney Newton)</li> <li>• Voted to preseason All-SEC Second Team by league's coaches</li> </ul>
<b>12</b>		<b>Charenee Stephens</b> 6-0 • Sr. • Forward Decatur, Ga. (Southwest DeKalb)	<b>GP</b> 5 <b>GS</b> 5 <b>PPG</b> 6.4 <b>RPG</b> 4.0 <b>APG</b> 0.0	<b>SPG</b> 0.8 <b>BPG</b> 0.0 <b>FG%</b> .545 <b>3FG%</b> — <b>FT%</b> .727	<ul style="list-style-type: none"> <li>• Averaged 5.7 rebounds and 9.3 points over last three games</li> <li>• Five of eight rebounds against Penn State came on offensive end</li> <li>• Team-high 19 pts at Clemson</li> </ul>
<b>20</b>		<b>Sancheon White</b> 5-10 • Jr. • Guard Hammon, Ind. (Central Arizona)	<b>GP</b> 5 <b>GS</b> 0 <b>PPG</b> 1.8 <b>RPG</b> 1.8 <b>APG</b> 0.6	<b>SPG</b> 0.8 <b>BPG</b> 0.0 <b>FG%</b> .042 <b>3FG%</b> .125 <b>FT%</b> .600	<ul style="list-style-type: none"> <li>• Tied for team-high honors with three assists at Illinois, added six points, including a 3-pointer</li> <li>• First-team NJCAA All-Region I and all-conference last season</li> <li>• Great transition player, turning defense to easy transition scoring</li> </ul>
<b>21</b>		<b>Ashley Bruner</b> 6-0 • Jr. • Forward Norman, Okla. (Norman)	<b>GP</b> 5 <b>GS</b> 0 <b>PPG</b> 11.4 <b>RPG</b> 9.0 <b>APG</b> 1.4	<b>SPG</b> 2.6 <b>BPG</b> 1.4 <b>FG%</b> .522 <b>3FG%</b> — <b>FT%</b> .563	<ul style="list-style-type: none"> <li>• Averaged 10.3 rebounds (5.7 offensive) over last three games</li> <li>• Leads team in scoring, ranks among SEC's top 10 in rebounds (3rd), steals (8th) and blocked shots (9th)</li> <li>• Tenacious rebounder with good instincts that offset her height disadvantage</li> </ul>
<b>22</b>		<b>Courtney Newton</b> 5-9 • Sr. • Forward Flowery Branch, Ga. (Flowery Branch)	<b>GP</b> 5 <b>GS</b> 5 <b>PPG</b> 1.6 <b>RPG</b> 2.0 <b>APG</b> 0.0	<b>SPG</b> 0.8 <b>BPG</b> 0.2 <b>FG%</b> .286 <b>3FG%</b> .333 <b>FT%</b> 1.000	<ul style="list-style-type: none"> <li>• Team captain (with La'Keisha Sutton)</li> <li>• In her fifth season, career began as a point guard and has evolved into an aggressive interior player</li> <li>• Tough competitor with never-back-down mentality</li> </ul>
<b>23</b>		<b>Tina Roy</b> 5-11 • Fr. • Guard Kaplan, La. (Kaplan)	<b>GP</b> 5 <b>GS</b> 0 <b>PPG</b> 5.6 <b>RPG</b> 1.2 <b>APG</b> 0.0	<b>SPG</b> 0.2 <b>BPG</b> 0.0 <b>FG%</b> .346 <b>3FG%</b> .278 <b>FT%</b> .625	<ul style="list-style-type: none"> <li>• Averaged 7.7 points over last three games</li> <li>• Tied season high with nine points against CofC</li> <li>• Named 2011 Farm Bureau Miss Basketball selection by Louisiana Sports Writers Association and three-time all-state selection</li> <li>• Excellent shooter with great basketball IQ</li> </ul>
<b>24</b>		<b>Aleighsa Welch</b> 6-0 • Fr. • Forward Goose Creek, S.C. (Goose Creek)	<b>GP</b> 5 <b>GS</b> 0 <b>PPG</b> 5.4 <b>RPG</b> 6.4 <b>APG</b> 0.4	<b>SPG</b> 0.2 <b>BPG</b> 0.4 <b>FG%</b> .474 <b>3FG%</b> — <b>FT%</b> .750	<ul style="list-style-type: none"> <li>• Ranks 17th in SEC in rebounding</li> <li>• All six rebs vs. Penn State were offensive</li> <li>• Most consistently productive of newcomers</li> <li>• Able to shoot out to 3-point line and put the ball on the floor</li> </ul>
<b>30</b>		<b>Pamela Decheva</b> 6-1 • Fr. • Forward Sofia, Bulgaria	<b>GP</b> 3 <b>GS</b> 0 <b>PPG</b> 0.0 <b>RPG</b> 0.0 <b>APG</b> 0.0	<b>SPG</b> 0.0 <b>BPG</b> 0.0 <b>FG%</b> .000 <b>3FG%</b> .000 <b>FT%</b> —	<ul style="list-style-type: none"> <li>• Hit a pair of 3-pointers in nine minutes of exhibition action</li> <li>• Has participated in FIBA Europe competitions with Bulgarian national teams since 2007, beginning at the U16 level</li> <li>• Grandmother Vanya Voynova is in the FIBA Hall of Fame</li> </ul>
<b>33</b>		<b>Elem Ibiam</b> 6-3 • Fr. • Forward Fayetteville, Ga. (Fayette County)	<b>GP</b> 4 <b>GS</b> 0 <b>PPG</b> 3.3 <b>RPG</b> 3.3 <b>APG</b> 0.0	<b>SPG</b> 0.0 <b>BPG</b> 0.3 <b>FG%</b> .357 <b>3FG%</b> — <b>FT%</b> .750	<ul style="list-style-type: none"> <li>• Has snagged season-high four rebounds three times in four games</li> <li>• Rated top-15 post player in 2011 class and No. 57 recruit overall</li> <li>• Good back-to-the-basket player with great footwork and ability to turn around and shoot in the post as well</li> </ul>

# Quick Facts

## The University

**Location:** Columbia, S.C.  
**Founded:** 1801  
**Enrollment:** 29,957  
**Colors:** Garnet (PMS 202) and Black  
**Nickname:** Gamecocks  
**Conference:** Southeastern  
**President:** Dr. Harris Pastides  
**Athletics Director:** Eric Hyman  
**Facility:** Colonial Life Arena (18,000)

## Coaching Staff

**Head Coach:** Dawn Staley  
**Alma Mater:** Virginia, 1992  
**Overall Record:** 218-129 (12th season)  
**School Record:** 46-49 (4th season)  
**Assoc. Head Coach (Alma Mater):**  
 Lisa Boyer (Ithaca, 1972)  
**Assistant Coaches (Alma Mater):**  
 Nikki McCray (Tennessee, 1995)  
 Darius Taylor (Michigan, 2000)  
**Dir. of Basketball Operations (Alma Mater):**  
 Cynthia Jordan (Temple, 2004)

## Team Information

**2010-11 Record:** 18-15  
 Home: 14-5 Away: 3-8 Neutral: 1-2  
**SEC Record (Finish):** 8-8 (T-5th)  
 Home: 5-3 Away: 3-5  
**Letterwinners Returning/Lost:** 8/5  
**Starters Returning/Lost:** 3/2

## Program History

**First Year of Women's Basketball:** 1974-75  
**All-Time Record:** 626-478 (38th season)  
**All-Time SEC Record:** 81-186 (21st season)  
**NCAA Appearances (Last):** 8 (2003)  
**NCAA Tournament Record:** 8-8  
**WNIT Appearances (Last):** 4 (2011)  
**WNIT Record:** 3-4

## Media Relations

**Women's Basketball Contact:** Diana Koval  
**Office:** 803.777.7977  
**Cell:** 314.369.6050  
**Email:** dkoval@mailbox.sc.edu  
**Press Row Phone:** 803.777.6182  
**Athletics Department on the Web**  
**Website:** GamecocksOnline.com  
**Twitter:** @GamecocksOnline.com  
**Facebook:** Facebook.com/GamecocksOnline  
**YouTube:** YouTube.com/GamecocksOnline  
**Women's Basketball on Twitter**  
**Team:** @GamecockWBB  
**Head Coach:** @DawnStaley

## Current Gamecock Streaks

	Total	Home	Road	Neut.
Overall	W1	W1	W2	L1
SEC	L2	L1	L2	—
Non-Conference	W1	W1	W2	L1
Ranked Teams	L2	L1	L2	L2

## A South Carolina Win Would...

- Make the Gamecocks 5-1 to start the season, the best mark since opening the 2003-04 season with an 8-1 mark.
- Give the Gamecocks a 129-73 record against opponents also based in the state of South Carolina, including a 77-18 mark at home.
- Give head coach Dawn Staley her second-best season-opening start behind her 2005-06 Temple team's 6-0 start.

## By the Numbers

- .652 Gamecocks' second-half field goal percentage at Illinois, their highest in a half since knocking down the same percentage (both 15-of-23) in the second half against High Point on Dec. 2, 2009
- 3 Games this season in which all 13 Gamecocks on the active roster participated – Illinois, Clemson and CofC
- 4 Games out of five this season that the Gamecocks have pulled down a majority of their rebounds on the offensive end – Illinois (18-34), Alabama A&M (21-39), Penn State (25-40) and CofC (26-46)
- 5 Games this season in which the trio of starting guards – Markeshia Grant, La'Keisha Sutton and Ieasia Walker – has scored or assisted on more than half of the team's points, including contributing to 75.0 percent of the 60 points against Alabama A&M
- 6 Assists handed out by La'Keisha Sutton at Clemson (Nov. 17), her 21st career game with five or more, during which South Carolina is 12-9
- 13 Steals by Ashley Bruner through five games, more than double her previous career high of 24 in 2010-11 and more than a third of her career total (36) coming into this season
- 34 More shots than Penn State that the Gamecocks took thanks to 25 offensive rebounds and 23 Lady Lions' turnovers
- 47.2 Percent of points scored by the bench this season (144 of 305)
- 50.9 Percent of made field goals that have been assisted this season (55 of 108), the highest mark of the Dawn Staley era – the previous high was last season's 45.8 percent

## Last Time Out

South Carolina shook off a shaky first half to dominate the second half en route to a 59-40 victory over College of Charleston Wednesday night at Colonial Life Arena. The Gamecocks shot just 25.9 percent and committed 16 turnovers in the opening stanza to hold just a 22-21 lead at halftime. The second half opened with increased defensive pressure, which led to easier baskets on the offensive end, allowing the Gamecocks to take a double-digit lead less than five minutes into the period. Ashley Bruner scored 11 of her 13 points in the second half, helped by six offensive rebounds in that stretch. Markeshia Grant also benefitted from the change in tempo, netting a game-high 14 points.

## Presbyterian Series Notes

South Carolina has faced the Blue Hose just once before in women's basketball. The Gamecocks posted a 68-40 victory over Presbyterian in Columbia on Dec. 28, 2010, to open up the series ledger between the two schools. A trio of guards led the South Carolina offense in that game with Ieasia Walker netting a game-high 15 points, while La'Keisha Sutton added 13 while handing out five assists. The Gamecocks shot a season-best 52.1 percent in the outing.

## Home Sweet Home

South Carolina has won 69.3 percent of its home games since the 1976-77 season (records did not include the site of games for the first two seasons of women's basketball). That 339-150 mark includes a 95-53 mark in Colonial Life Arena.

The Gamecocks turned in their most

## Gamecocks in the Rankings

(SEC thru games of 11/25; NCAA unavailable)

Team	SEC	NCAA	Actual
Scoring Offense	9th	—	61.0
Scoring Defense	3rd	—	49.6
Field Goal Percentage	12th	—	.344
Field Goal %age Def.	9th	—	.379
3-Point FG %age	12th	—	.205
3-Point FG %age Def.	1st	—	.167
3-Point FG Made/Gm.	11th	—	3.6
Free Throw Percentage	5th	—	.640
Rebounding Offense	11th	—	40.0
Rebounding Defense	5th	—	36.0
Rebounding Margin	7th	—	+4.0
Assists	11th	—	11.0
Steals	5th	—	11.4
Turnover Margin	3rd	—	+8.6
Blocked Shots	7th	—	1.4

Ashley Bruner	SEC	NCAA	Actual
Scoring	23rd	—	11.4
Rebounding	3rd	—	9.0
Field Goal %age	11th	—	.522
Steals	8th	—	2.6
Blocked Shots	9th	—	1.3

Markeshia Grant	SEC	NCAA	Actual
Assists	14th	—	3.0
Assist/Turnover Ratio	2nd	—	3.0

La'Keisha Sutton	SEC	NCAA	Actual
Assists	12th	—	3.6
Assist/Turnover Ratio	8th	—	1.6

Ieasia Walker	SEC	NCAA	Actual
Free Throw %age	15th	—	.688
Steals	11th	—	2.4

Aleighsa Welch	SEC	NCAA	Actual
Rebounding	17th	—	6.4

productive home season in 2001-02, winning 17 of their 18 contests in their final season playing at Carolina Coliseum. The team's best home record at Colonial Life Arena came in 2006-07 when South Carolina went 15-5. Last season, South Carolina was 14-5 at home, the fourth-most home wins in school history. So far this season, the Gamecocks are 2-1 at Colonial Life Arena.

## Representing South Carolina

The University of South Carolina is 128-73 (.635) all-time in games played against other schools within the state. The Gamecocks are undefeated against 10 of the 18 in-state opponents they have faced – Benedict College, Charleston Southern, Coastal Carolina, Erskine, Lander, Presbyterian, USC Aiken, USC Upstate, Voorhees and Wofford. Carolina is 76-18 in home games against its in-state foes.

The Clemson series is the longest running at 57 games, including this season's 65-48 victory, and has the most Gamecock wins, 24.

## For Starters

South Carolina head coach Dawn Staley has started the same five Gamecocks in each game this season and has always liked the idea of bringing an offensive weapon off the bench. That strategy seems to be working to full effect this season as 47.2 percent of the Gamecocks' scoring has come from someone not in the starting five. It is the highest percentage of bench scoring in Staley's tenure at South Carolina – in 2010-11, the bench netted 36.7 percent of the team's points, in 2009-10, it was 27.5 percent, and in her inaugural season of 2008-09 it was 29.0 percent. The delay tactic has not slowed the Gamecocks' production in the early going as they have been in the lead in all every game in the opening five minutes.

## Helping Hand

With arguably the best point guard in international women's basketball history at the helm, South Carolina has been at its best when its assist numbers are highest. In the Dawn Staley era (2008-09 through present), the Gamecocks are 34-15 when handing out 10 or more assists, including a 3-0 mark this season. When missing the 10-assist plateau, South Carolina is just 12-34 overall with Staley, including a 4-20 mark in SEC action. That record includes this season's 1-0 ledger.

## Triple Play

Coming into the season, many observers felt the fate of the Gamecocks' season rested largely in the hands of its experienced backcourt – seniors Markeshia Grant and La'Keisha Sutton and junior Ieasia Walker. Through the first five games, that has certainly been the case as between their points and assists, the trio has contributed to 62.3 percent of the team's 61.0 points per game.

The trio's camaraderie on and off the floor has bred friendly competition specifically between the two seniors, designed to ultimately guide the team to its goals. After Sutton led the team with 3.6 assists per game last season, Grant has set her sights on unseating her classmate in the assist department.

Sutton is currently leading the friendly competition with 18 assists – 3.6 per game to rank 12th in the SEC. Grant has the edge in efficiency, however, with a 3.0 assist-to-turnover ratio, which second-best



## Around the SEC

(Thru games of 11/25)

	SEC Games			Overall		
	W	L	Pct.	W	L	Pct.
Kentucky	0	0	.000	6	0	1.00
Vanderbilt	0	0	.000	5	0	1.00
Georgia	0	0	.000	4	0	1.00
Arkansas	0	0	.000	5	1	.833
Florida	0	0	.000	4	1	.800
Mississippi St.	0	0	.000	4	1	.800
South Carolina	0	0	.000	4	1	.800
Auburn	0	0	.000	3	1	.750
Ole Miss	0	0	.000	3	1	.750
Alabama	0	0	.000	4	2	.667
Tennessee	0	0	.000	2	1	.667
LSU	0	0	.000	3	2	.600

## Today's Games

### November 27

Miss. Valley State at 18/11 Kentucky, 1 p.m.  
 1/1 Baylor at 3/7 Tennessee, 2 p.m.  
 USC Upstate at Auburn, 3 p.m.  
 21/23 LSU at -/19 Ohio State, 5 p.m.  
 Georgia at Lady Rebel Round-Up, TBA

## Recent Results

### November 25

Alabama def. Seton Hall, 62-56 (OT)  
 Arkansas def. Grambling State, 69-49  
 Florida def. LaSalle, 85-74  
 18/11 Kentucky def. Sam Houston St., 73-52  
 Vanderbilt def. Lipscomb, 81-30

### November 24

Old Dominion def. Alabama, 77-76

### November 23

Mississippi State def. Miss. Valley State, 64-47  
 18/11 Kentucky, def. NE-Omaha, 81-48  
 Auburn def. George Washington, 55-47

### November 22

Northwestern def. 21/23 LSU, 44-43  
 Florida def. Hampton, 63-46  
 Vanderbilt def. Sam Houston, 79-56

### November 21

Alabama def. Georgia Southern, 67-34  
 21/23 LSU def. Arkansas-Pine Bluff, 80-28  
 Ole Miss def. Southeast Missouri State, 51-43

Rankings are listed as AP/ESPN Poll  
 All Times Eastern; TV Network in ()

## AP Top 25

(November 21)

1. Baylor	4-0
2. Notre Dame	3-1
3. Tennessee	2-1
4. Connecticut	3-0
5. Stanford	3-1
6. Texas A&M	4-0
7. Miami (Fla.)	2-1
8. Duke	3-0
9. Louisville	3-1
10. Georgetown	3-2
11. Maryland	4-0
12. Penn State	3-1
13. Georgia	4-0
14. Florida State	3-2
15. Oklahoma	2-0
16. Rutgers	3-0
17. Purdue	3-0
18. Kentucky	4-0
19. DePaul	4-1
20. North Carolina	3-0
21. LSU	3-1
22. UCLA	2-1
23. Southern Cal	1-2
24. Texas	2-1
25. St. John's	1-2

## ESPN/USA Today Top 25

(November 21)

1. Baylor	4-0
2. Connecticut	3-0
3. Notre Dame	3-1
4. Texas A&M	4-0
5. Stanford	3-1
6. Duke	3-0
7. Tennessee	2-1
8. Maryland	4-0
9. Miami (Fla.)	2-1
10. Georgia	4-0
11. Kentucky	4-0
12. Louisville	3-1
13. Rutgers	3-0
14. Oklahoma	2-0
15. North Carolina	3-0
16. Penn State	3-1
17. Purdue	3-0
18. Wisconsin-Green Bay	3-0
19. Ohio State	2-0
20. DePaul	4-1
21. Georgetown	3-2
22. Texas	2-1
23. LSU	3-1
24. Florida State	3-2
25. Georgia Tech	3-0



## Miscellaneous Stats

### Double-Doubles 2011-12 Career Record

Charenee Stephens	0	7	4-3
Ashley Bruner	0	3	1-2
Ieasia Walker	0	1	1-0

### 30+ Points 2011-12 Career Record

Ieasia Walker	0	1	1-0
---------------	---	---	-----

### 20+ Points 2011-12 Career Record

La'Keisha Sutton	0	5	4-1
Ieasia Walker	0	4	2-2
Charenee Stephens	0	1	1-0

### 10+ Points 2011-12 Career Record

Ashley Bruner	3	14	9-5
La'Keisha Sutton	2	45	21-24
Ieasia Walker	2	32	17-15
Markeshia Grant	2	10	7-3
Charenee Stephens	1	18	12-6
Aleighsa Welch	1	1	1-0
Courtney Newton	0	4	3-1

### 10+ Rebounds 2011-12 Career Record

Ashley Bruner	2	5	2-3
Charenee Stephens	0	13	6-7
Ieasia Walker	0	1	1-0

### 5+ Assists 2011-12 Career Record

La'Keisha Sutton	1	21	12-9
Markeshia Grant	1	1	1-0
Ieasia Walker	0	4	3-1
Courtney Newton	0	1	1-0

### 5+ Steals 2011-12 Career Record

La'Keisha Sutton	1	4	3-1
Ieasia Walker	1	3	1-2

### 5+ Blocks 2011-12 Career Record

None			
------	--	--	--

## Games Led Team In...

(Tied for team lead in each category included)

### Scoring 2011-12 Career Record

Ashley Bruner	2	5	3-2
Ieasia Walker	1	15	8-7
Charenee Stephens	1	4	4-0
Markeshia Grant	1	3	2-1
La'Keisha Sutton	0	19	6-13
Courtney Newton	0	2	2-0

### Rebounding 2011-12 Career Record

Ashley Bruner	3	18	9-9
Aleighsa Welch	3	3	3-0
Charenee Stephens	1	23	11-12
Ieasia Walker	1	6	4-2
Courtney Newton	1	3	1-2
Markeshia Grant	0	3	2-1
La'Keisha Sutton	0	2	1-1
Ebony Wilson	0	1	1-0

### Assists 2011-12 Career Record

La'Keisha Sutton	3	50	24-26
Markeshia Grant	2	4	3-1
Ieasia Walker	1	12	6-6
Sancheon White	1	1	1-0
Courtney Newton	0	5	4-1
Ashley Bruner	0	1	0-1
Charenee Stephens	0	1	0-1
Ebony Wilson	0	1	0-1

Arkansas (Feb. 26).

South Carolina is 1-1 this season in live televised games.

teams. Another five games will be against teams that also received votes in one or both polls.

Seventeen of the Gamecocks' 29 games this season will be against teams that participated in the 2011 postseason, including nine who were in the NCAA Tournament. Of the 24 opponents on the schedule, eight finished the 2010-11 season with an RPI in the top 50. Six others closed with an RPI between 51 and 100.

## Watching the Gamecocks

Fans can catch up with the Gamecocks on television 12 times this season, including a pair of games on the ESPN family of networks. South Carolina will also live stream video of all of its non-televised home games for free via its official athletics website, [www.GamecocksOnline.com](http://www.GamecocksOnline.com).

The television schedule opens with four non-conference games on SportSouth, beginning with the Penn State game on Nov. 20. The station also will air games against College of Charleston (Nov. 23), Presbyterian (Nov. 27) and Furman (Dec. 11). The SEC package kicks in on Jan. 22 with the contest at Vanderbilt airing on ESPNU. Fox Sports Net will show the home game against Ole Miss (Jan. 26), and SEC Network will air the Mississippi State tilt (Jan. 29). Following the CSS broadcast of the game at Tennessee (Feb. 2), ESPN2 comes to Columbia for the Florida game (Feb. 12). The games against Georgia (Feb. 16) and at Alabama (Feb. 19) will air on FSN, and SEC Network closes out the string with the regular-season finale against

## Scoring Differentials

Largest lead in a win.....	by 30 (65-35), 2nd-7:10 at Illinois, 11/11/11
Largest deficit overcome to win .....	by 4 (15-19), 1st-5:22 vs. College of Charleston, 11/23/11
Largest lead given up in a loss.....	by 8 (42-50), 2nd-5:47 vs. #11/12 Penn State
Largest deficit in a loss.....	by 6 (20-26), 1st-00:50 vs. #11/12 Penn State

## 2011-12 Roster

No.	Name	Pos.	Ht	Yr.	Hometown/Last School
0	Imani Sellers	G	5-8	Jr.	Holly Hill, S.C./Lake Marion
1	Ebony Wilson	G	5-8	Sr.	Newark, N.J./Rend Lake College
2	Shelbretta Ball #	G	5-8	Fr.	Jackson, Miss./Jackson Academy
3	Ieasia Walker	G	5-8	Jr.	Amityville, N.Y./Copiague
5	Markeshia Grant	G	5-6	Sr.	Tampa, Fla./Coll. of Central Florida
11	La'Keisha Sutton	G	5-8	Sr.	Trenton, N.J./Trenton Catholic
12	Charenee Stephens	F	6-0	Sr.	Decatur, Ga./Southwest DeKalb
20	Sancheon White	G	5-10	Jr.	Hammond, Ind./Central Ariz. Coll.
21	Ashley Bruner	F	6-0	Jr.	Norman, Okla./Norman
22	Courtney Newton	F	5-9	Sr.	Flowery Branch, Ga./Flowery Branch
23	Tina Roy	G	5-11	Fr.	Kaplan, La./Kaplan
24	Aleighsa Welch	F	6-0	Fr.	Goose Creek, S.C./Goose Creek
30	Pamela Decheva	F	6-1	Fr.	Sofia, Bulgaria
33	Elem Ibiam	F	6-3	Fr.	Fayetteville, Ga./Fayette County

**Head Coach:** Dawn Staley

**Associate Head Coach:** Lisa Boyer

**Assistant Coaches:** Nikki McCray, Darius Taylor

# indicates medically disqualified from participating

## Pronunciation Guide

Ashley Bruner.....	BREW-ner
Pamela Decheva .....	DETCH-iv-uh
Markeshia Grant .....	mar-KEY-shuh
Elem Ibiam .....	ELL-um IB-ee-um
Imani Sellers.....	i-MAH-nee
Charenee Stephens .....	shar-NAY
La'Keisha Sutton .....	luh-KEY-shuh
Ieasia Walker .....	eye-EESH-uh
Aleighsa Welch .....	uh-LEE-suh
Sancheon White.....	SAN-chee-on



## Gamecock Career/Season Highs

Player	Points	Rebounds	Assists	Blocks	Steals	Minutes
<b>Bruner</b>	18 vs. Sav. St., 12/5/10 <i>Season</i> 15 vs. Ala. A&M, 11/14	18 vs. Penn State, 11/21/11 18 vs. Penn State, 11/21	3 vs. Alabama, 1/23/11 2, 2x, last, vs. Ala. A&M, 11/14	4, 2x, last, vs. Sav. St., 12/5/10 3 vs. Ala. A&M, 11/14	4, 3x, last, vs. C of C, 11/23/11 4, 2x, last, vs. C of C, 11/12	34, 2x, last, at LSU, 2/24/11 32 vs. Ala. A&M, 11/14
<b>Decheva</b>	— <i>Season</i> Same	— Same	— Same	— Same	— Same	5, 2x, last, vs. C of C, 11/23/11 Same
<b>Grant</b>	14, 2x, last, vs. C of C, 11/23/11 <i>Season</i> 14 vs. C of C, 11/23	9 vs. Ole Miss, 3/3/11 5 vs. C of C, 11/23	6 vs. Ala. A&M, 11/14/11 6 vs. Ala. A&M, 11/14	1, 2x, last, vs. Kentucky, 2/10/11 1 vs. Ala. A&M, 11/14	3 vs. Clemson, 11/18/10 2 vs. Ala. A&M, 11/14	31 vs. Kentucky, 2/10/11 33 vs. Penn State, 11/20
<b>Ibiam</b>	5 at Illinois, 11/11/11 <i>Season</i> Same	4, 3x, last, vs. C of C, 11/23/11 Same	— Same	1 vs. Ala. A&M, 11/14/11 Same	— Same	11 vs. C of C, 11/23/11 Same
<b>Newton</b>	17 vs. Buffalo, 11/17/07 <i>Season</i> 6 vs. Ala. A&M, 11/14	7, 2x, last, at LSU, 2/24/11 5 at Clemson, 11/17	6 vs. St. Francis, 11/9/07 —	2 vs. Alabama, 1/23/11 1 at Illinois, 11/11	4, 2x, last, at Florida, 2/22/09 2 vs. Ala. A&M, 11/14	35 at Florida, 2/22/09 16 vs. Ala. A&M, 11/14
<b>Roy</b>	9, 2x, last, vs. C of C, 11/23/11 <i>Season</i> Same	3 vs. C of C, 11/23/11 Same	— Same	— Same	1 vs. C of C, 11/23/11 Same	17 at Clemson, 11/17/11 Same
<b>Sellers</b>	3 vs. Presby., 12/28/10 <i>Season</i> —	2 vs. Georgia, 3/4/11 1 at Illinois, 11/11	1 vs. UNC, 12/19/10 —	— —	— —	8, 2x, last, vs. Georgia, 3/4/11 3, 3x, last, vs. C of C, 11/23
<b>Stephens</b>	20 vs. SDSU, 11/28/09 <i>Season</i> 19 at Clemson, 11/17	13 vs. Chas. Sth., 12/1/10 8 vs. Penn State, 11/20	2 vs. Presby., 12/28/10 —	3 vs. Illinois, 11/15/10 —	3, 2x, last, vs. Georgia, 2/25/10 2 at Clemson, 11/17	34 at Charlotte, 11/16/09 21 at Clemson, 11/17
<b>Sutton</b>	24, 2x, last, vs. Auburn, 2/20/11 <i>Season</i> 13 vs. Ala. A&M, 11/14	7 at Ole Miss, 1/22/09 6 vs. Ala. A&M, 11/14	8, 2x, last, vs. Florida, 1/9/11 6 at Clemson, 11/17	2 vs. UConn, 12/28/08 1, 2x, last, vs. Penn State, 11/20	7 at Clemson, 11/17/11 Same	43 vs. Vandy, 2/27/11 36 vs. Ala. A&M, 11/14
<b>Walker</b>	30 vs. Clemson, 11/18/10 <i>Season</i> 15 vs. Penn State, 11/20	11 at Ole Miss, 1/16/11 5, 3x, last, at Clemson, 11/17	6, 2x, last, vs. Vandy, 2/17/11 3 vs. C of C, 11/23	2 vs. Tenn., 1/20/11 2 vs. Ala. A&M, 11/14	5, 3x, last, vs. Penn State, 11/20/11 5 vs. Penn State, 11/20	43 at Ole Miss, 1/16/11 38 vs. Penn State, 11/20
<b>Welch</b>	12 vs. Ala. A&M, 11/14/11 <i>Season</i> Same	9, 2x, last, vs. C of C, 11/23/11 Same	1, 2x, last, at Clemson, 11/17/11 Same	1 vs. Ala. A&M, 11/14/11 Same	1 vs. Penn State, 11/20/11 Same	21 vs. Ala. A&M, 11/14/11 Same
<b>White</b>	6 at Illinois, 11/11/11 <i>Season</i> Same	3 at Illinois, 11/11/11 Same	3 at Illinois, 11/11/11 Same	— Same	2 at Illinois, 11/11/11 Same	15 at Illinois, 11/11/11 Same
<b>Wilson</b>	8 vs. High Pt., 12/2/09 <i>Season</i> 4 at Illinois, 11/11	5, 2x, last, at Penn St., 11/21/10 2, 2x, last, at Clemson, 11/17	2 at Penn St., 11/21/10 1 at Illinois, 11/11	1, 7x, last, vs. Ala. A&M, 11/14/11 1, 2x, last, vs. Ala. A&M, 11/14	3 at Illinois, 11/11/11 Same	29 vs. High Pt., 12/2/09 18 at Illinois, 11/11

## South Carolina's Record When...

	SEC Only	All Games
Record .....	0-0	4-1
Playing a ranked opponent.....	0-0	0-1
Playing at home .....	0-0	2-1
Playing on the road .....	0-0	2-0
Playing at neutral site .....	0-0	0-0
Leading at half .....	0-0	4-0
Trailing at half .....	0-0	0-1
Tied at half .....	0-0	0-0
Playing an overtime game .....	0-0	0-0
0 players score in double-figures.....	0-0	0-0
1 player scores in double-figures.....	0-0	1-1
2 players score in double-figures.....	0-0	1-0
3 players score in double-figures.....	0-0	1-0
4 players score in double-figures.....	0-0	1-0
5 players score in double-figures.....	0-0	0-0
Starters outscore opponent's starters.....	0-0	1-0
Opponent's starters score equal/more.....	0-0	3-1
Bench outscores opponent's bench.....	0-0	4-1
Opponent's bench scores equal/more.....	0-0	0-0
Shooting 50% or better .....	0-0	0-0
Shooting between 40-49% .....	0-0	1-0
Shooting between 30-39% .....	0-0	3-0
Shooting less than 30% .....	0-0	0-1
Opponent shoots 50% or better .....	0-0	0-1
Opponent shoots between 40-49% .....	0-0	1-0
Opponent shoots between 30-39% .....	0-0	3-0
Opponent shoots less than 30% .....	0-0	0-0
Shooting better than opponent .....	0-0	2-0
Shooting worse than/equal to opponent.....	0-0	2-1
Having more FTs made than opponent.....	0-0	3-0
Having equal/less FTs made than opponent.....	0-0	1-1
Outrebounding opponent.....	0-0	3-1
Having equal/less rebounds than opponent.....	0-0	1-0
Having more TOs than opponent .....	0-0	0-0
Having equal or less TOs than opponent.....	0-0	4-1
Attempting more FT than 3FG.....	0-0	4-0
Attempting equal/less FT than 3FG .....	0-0	0-1
Making 5 or more 3FGs .....	0-0	1-1
Making less than 5 3FGs.....	0-0	3-0
Attempting 15 or more 3FGs .....	0-0	3-0
Attempting less than 15 3FGs.....	0-0	1-1

	SEC Only	All Games
No South Carolina players foul out .....	0-0	4-1
One or more South Carolina players foul out.....	0-0	0-0
Having 10 or more assists.....	0-0	3-0
Having less than 10 assists.....	0-0	1-1
Scoring more pts. in paint than opponent .....	0-0	4-0
Scoring equal/less pts. in paint than opponent ...	0-0	0-1
Scoring more pts. off TOs than opponent .....	0-0	4-1
Scoring equal/less pts. off TOs than opponent ...	0-0	0-0
Scoring more 2nd-chance pts.....	0-0	3-1
Scoring equal/less 2nd-chance pts.....	0-0	1-0
Scoring more fast break pts. ....	0-0	3-0
Scoring equal/less fast break pts .....	0-0	1-1
Wearing white uniforms.....	0-0	2-1
Wearing black uniforms .....	0-0	2-0
Wearing garnet uniforms.....	0-0	0-0
Playing in tournaments/classics.....	0-0	0-0
Playing on live television .....	0-0	1-1
Playing in November.....	0-0	4-1
Playing in December.....	0-0	0-0
Playing in January .....	0-0	0-0
Playing in February .....	0-0	0-0
Playing in March.....	0-0	0-0
Playing during the day .....	0-0	1-1
Playing at night .....	0-0	3-0
Playing on Sunday.....	0-0	0-1
Playing on Monday.....	0-0	1-0
Playing on Tuesday.....	0-0	0-0
Playing on Wednesday .....	0-0	1-0
Playing on Thursday.....	0-0	1-0
Playing on Friday .....	0-0	1-0
Margin is 5 pts. or less.....	0-0	0-1
Margin is between 6-10.....	0-0	1-0
Margin is between 11-20 .....	0-0	3-0
Margin is more than 20.....	0-0	0-0
Having a 20-pt. scorer.....	0-0	0-0
Having a 30-pt. scorer.....	0-0	0-0
Scoring 49 points or less.....	0-0	0-0
Scoring 50-59 points.....	0-0	1-1
Scoring 60-69 points.....	0-0	2-0
Scoring 70-79 points.....	0-0	1-0
Scoring 80-89 points.....	0-0	0-0
Scoring 90-99 points.....	0-0	0-0



## 2011-12 Team High/ Low

South Carolina	Game Highs		Game Lows	
POINTS	71	at Illinois, 11/11/11	50	Penn State, 11/20/11
FIELD GOALS MADE	25	at Clemson, 11/17/11	18	C. of Charleston, 11/23/11
FIELD GOAL ATTEMPTS	76	Penn State, 11/20/11	57	C. of Charleston, 11/23/11 at Illinois, 11/11/11
FIELD GOAL PERCENTAGE	.421 (24-57)	at Illinois, 11/11/11	.250 (19-76)	Penn State, 11/20/11
3 PT FIELD GOALS MADE	6	Penn State, 11/20/11	1	at Clemson, 11/17/11
3 PT FG ATTEMPTS	29	Penn State, 11/20/11	6	at Clemson, 11/17/11
3 PT FG PERCENTAGE	.313 (5-16)	at Illinois, 11/11/11	.143 (3-21)	C. of Charleston, 11/23/11
FREE THROWS MADE	20	C. of Charleston, 11/23/11	6	Penn State, 11/20/11
FREE THROW ATTEMPTS	31	C. of Charleston, 11/23/11	10	Penn State, 11/20/11
FREE THROW PERCENTAGE	.720 (18-25)	at Illinois, 11/11/11	.583 (14-24)	at Clemson, 11/17/11
REBOUNDS	46	C. of Charleston, 11/23/11	34	at Illinois, 11/11/11
ASSISTS	14	Alabama A&M, 11/14/11 at Illinois, 11/11/11	8	C. of Charleston, 11/23/11 Penn State, 11/20/11
STEALS	14	at Clemson, 11/17/11	9	at Illinois, 11/11/11
BLOCKED SHOTS	9	Alabama A&M, 11/14/11	1	at Clemson, 11/17/11
TURNOVERS	22	C. of Charleston, 11/23/11	10	Penn State, 11/20/11
FOULS	21	at Illinois, 11/11/11	14	C. of Charleston, 11/23/11 Alabama A&M, 11/14/11

Opponent	Game Highs		Game Lows	
POINTS	55	Penn State, 11/20/11	40	C. of Charleston, 11/23/11
FIELD GOALS MADE	21	Penn State, 11/20/11	13	at Illinois, 11/11/11
FIELD GOAL ATTEMPTS	60	Alabama A&M, 11/14/11	38	at Illinois, 11/11/11
FIELD GOAL PERCENTAGE	.500 (21-42)	Penn State, 11/20/11	.326 (15-46)	C. of Charleston, 11/23/11
3 PT FIELD GOALS MADE	2	Alabama A&M, 11/14/11	0	Penn State, 11/20/11 at Clemson, 11/17/11
3 PT FG ATTEMPTS	11	C. of Charleston, 11/23/11	2	at Illinois, 11/11/11
3 PT FG PERCENTAGE	.500 (1-2)	at Illinois, 11/11/11	.000 (0-6) .000 (0-7)	Penn State, 11/20/11 at Clemson, 11/17/11
FREE THROWS MADE	25	at Illinois, 11/11/11	7	C. of Charleston, 11/23/11
FREE THROW ATTEMPTS	35	at Illinois, 11/11/11	13	Alabama A&M, 11/14/11
FREE THROW PERCENTAGE	.929 (13-14)	Penn State, 11/20/11	.467 (7-15)	C. of Charleston, 11/23/11
REBOUNDS	41	Alabama A&M, 11/14/11	32	C. of Charleston, 11/23/11 at Illinois, 11/11/11
ASSISTS	11	at Clemson, 11/17/11	5	Alabama A&M, 11/14/11 at Illinois, 11/11/11
STEALS	9	C. of Charleston, 11/23/11 Alabama A&M, 11/14/11	4	at Clemson, 11/17/11
BLOCKED SHOTS	11	at Clemson, 11/17/11	1	C. of Charleston, 11/23/11
TURNOVERS	29	C. of Charleston, 11/23/11	18	Alabama A&M, 11/14/11
FOULS	21	Alabama A&M, 11/14/11	16	Penn State, 11/20/11

# The Last Time ...

## Individual

### Scored 50 Points

**South Carolina** 51, Jocelyn Penn vs. Stetson, 1/4/03  
**Opponent** Never

### Scored 40 Points

**South Carolina** 51, Jocelyn Penn vs. Stetson, 1/4/03  
**Opponent** 46, Cornelia Gayden, LSU, 1/14/95

### Scored 30 Points

**South Carolina** 30, Ieasia Walker vs. Clemson, 11/18/10  
**Opponent** 32, LaQueta Ferguson, Florida International, 11/25/07

### Grabbed 20 Rebounds

**South Carolina** 25, Kelsey Bone vs. Boston University, 12/28/09  
**Opponent** 24, Courtney Paris, Oklahoma, 12/30/07

### Grabbed 15 Rebounds

**South Carolina** 18, Ashley Bruner vs. Penn State, 11/20/11  
**Opponent** 15, Talie East, Penn State, 11/20/11

### Two Players with 20 or More Points

**South Carolina** Kelsey Bone 24/Valerie Nainima 20 at Auburn, 2/4/10  
**Opponent** Angie Bjorklund 23/Shekinna Stricklen 21, Tennessee, 1/17/10

### Two Players with 10 or More Rebounds

**South Carolina** Charenee Stephens 11/Kelsey Bone 10 vs. Mississippi, 3/4/10  
**Opponent** Shekinna Stricklen 10/Alyssia Brewer 10, Tennessee, 2/17/11

### Had 10 Assists

**South Carolina** 10, Samone Kennedy at Florida, 2/24/08  
**Opponent** 11, Marneshia Richard, Mississippi State, 1/21/07

### Had Five Steals

**South Carolina** 5, Ieasia Walker vs. Penn State, 11/20/11  
**Opponent** 5, Sam Ramirez, Appalachian State, 3/16/11

### Had Five Blocked Shots

**South Carolina** 5, Demetress Adams vs. UNC Asheville, 1/3/08  
**Opponent** 7, Talia East, Penn State, 11/20/11

### Had a Double-Double

**South Carolina** Charenee Stephens (13 pts/11 reb) vs. Appalachian State, 3/16/11  
**Opponent** Nadra Robertson (10 pts/10 reb), Alabama A&M, 11/14/11

### Two Players had a Double-Double

**South Carolina** Kelsey Bone (20 pts/10 reb)/Charenee Stephens vs. Mississippi, 3/4/10  
**Opponent** Shekinna Stricklen (18 pts/16 reb) and Kelley Cain (11 pts/11 reb), Tennessee, 1/20/11

### Had a Triple-Double

**South Carolina** Iva Sliskovic (18 pts, 15 reb, 10 asst) vs. High Point, 12/20/06  
**Opponent** Never

## Team

### Scored 100 Points

**South Carolina** 102 vs. North Carolina A&T, 3/21/08  
**Opponent** 103, Clemson, 11/21/03

### Won by 30 or More Points

**South Carolina** 81-40 (41) vs. Hartford, 3/18/07  
**Opponent** 66-34 (32), Georgia, 3/4/11

### Shot 65% or Better from the Field

**South Carolina** .652 (45-69) vs. East Tennessee State, 12/19/00  
**Opponent** Never

### Shot 60% or Better from the Field

**South Carolina** .608 (31-51) vs. Jackson State, 12/7/07  
**Opponent** .604 (29-48), Vanderbilt, 1/18/01

### Shot 50% or Better from the Field

**South Carolina** .500 (26-52) vs. Appalachian State, 3/16/11  
**Opponent** .500 (21-42), Penn State, 11/20/11

### No Players in Double-Figure Points

**South Carolina** at Stanford, 11/26/10  
**Opponent** Presbyterian, 12/28/10

### Five Players in Double-Figure Points

**South Carolina** vs. LSU, 1/6/11  
**Opponent** Arkansas, 2/14/10

### Faced AP Top-25 Opponent

**Win** 66-61 vs. No. 15 Kentucky, 2/10/11  
**Loss** 50-55 vs. No. 11 Penn State, 11/20/11

### Faced AP Top-10 Opponent

**Win** 71-52 vs. No. 6 Vanderbilt, 1/3/02  
**Loss** 60-82 at No. 4 Tennessee, 2/17/11

### Faced AP Top-5 Opponent

**Win** 70-66 vs. No. 5 Vanderbilt, 1/28/98  
**Loss** 60-82 at No. 4 Tennessee, 2/17/11

### Faced AP No. 1 Team

**Win** Never  
**Loss** 48-77 vs. No. 1 UConn, 12/29/08

### Overtime Game

**Win** 64-62 at Arkansas, 2/6/11  
**Loss** 60-74 vs. Vanderbilt, 2/27/11

### Double-Overtime Game

**Win** 92-91 at Florida State, 2/4/91  
**Loss** 92-94 at Clemson, 11/19/09

### South Carolina Was Ranked

**AP No. 1** Never  
**AP Top 10** No. 10, 2/18/02  
**AP Top 25** No. 16, 3/17/03

**Official Basketball Box Score -- Game Totals -- Final Statistics**  
**South Carolina vs Illinois**  
**11/11/11 3:30 pm at Champaign, Ill.**

**South Carolina 71 • 1-0**

#	Player	F	Total			3-Ptr			Rebounds			PF	TP	A	TO	Blk	Stl	Min
			FG-FGA	FG-FGA	FT-FTA	Off	Def	Tot	Off	Def	Tot							
12	STEPHENS, Charenee	f	2-3	0-0	0-0	1	1	2	1	4	0	0	0	0	0	0	16	
22	NEWTON, Courtney	f	0-0	0-0	2-2	0	1	1	3	2	0	1	1	0	0	7		
03	WALKER, Ieasia	g	2-5	0-1	4-6	1	4	5	3	8	2	4	0	0	0	23		
05	GRANT, Markeshia	g	3-8	3-7	2-2	2	2	4	0	11	3	0	0	0	0	22		
11	SUTTON, La'Keisha	g	3-10	0-2	4-6	2	0	2	2	10	3	3	0	1	1	30		
00	SELLERS, Imani	g	0-0	0-0	0-0	0	1	1	2	0	0	0	0	0	0	3		
01	WILSON, Ebony	g	2-2	0-0	0-0	1	1	2	1	4	1	0	1	3	18			
20	WHITE, Sancheon	g	1-9	1-4	3-4	2	1	3	0	6	3	0	0	2	15			
21	BRUNER, Ashley	g	6-9	0-0	2-4	4	2	6	2	14	2	1	0	3	26			
23	ROY, Tina	g	2-4	1-2	0-0	0	0	0	0	5	0	1	0	0	10			
24	WELCH, Aleighsa	g	1-2	0-0	0-0	1	2	3	2	2	0	1	0	0	16			
30	DECHEVA, Pamela	g	0-0	0-0	0-0	0	0	0	0	0	0	1	0	0	5			
33	IBIAM, Elem	g	2-5	0-0	1-2	3	1	4	3	5	0	1	0	0	9			
	Team					1	0	1										
Totals			24-57	5-16	18-25	18	16	34	21	71	14	14	2	9	200			

FG % 1st Half: 9-34 26.5% 2nd half: 15-23 65.2% Game: 24-57 42.1% Deadball Rebounds 2,1  
 3FG % 1st Half: 4-11 36.4% 2nd half: 1-5 20.0% Game: 5-16 31.3%  
 FT % 1st Half: 9-10 90.0% 2nd half: 9-15 60.0% Game: 18-25 72.0%

**Illinois 52 • 0-1**

#	Player	F	Total			3-Ptr			Rebounds			PF	TP	A	TO	Blk	Stl	Min
			FG-FGA	FG-FGA	FT-FTA	Off	Def	Tot	Off	Def	Tot							
00	Penn, Karisma	f	2-5	0-0	6-9	2	2	4	5	10	2	4	5	2	34			
44	Magrum, Kersten	f	1-5	0-0	6-6	2	4	6	4	8	1	0	0	0	17			
12	McCully, Lydia	g	3-8	0-0	7-8	4	1	5	3	13	0	3	0	2	37			
22	Crawford, Ivory	g	0-6	0-1	1-2	1	3	4	2	1	0	1	0	0	26			
42	Moore, Amber	g	3-3	1-1	1-2	0	4	4	1	8	2	6	0	1	31			
03	Tuck, Taylor	g	0-1	0-0	0-0	0	1	1	0	0	0	1	0	1	8			
05	Oden, Nia	g	1-3	0-0	0-0	1	1	2	0	2	0	0	0	0	7			
11	Mitchell, Eboni	g	0-1	0-0	0-0	0	0	0	0	0	0	1	0	0	3			
20	Burke, Alexis	g	3-3	0-0	0-2	1	1	2	2	6	0	2	0	0	12			
21	Blinn, Macie	g	0-2	0-0	0-0	0	0	0	1	0	0	1	0	0	3			
23	Smith, Alexis	g	0-1	0-0	2-4	0	0	0	1	2	0	2	0	0	14			
34	Rukavina, Lana	g	0-0	0-0	2-2	0	1	1	1	2	0	0	0	0	8			
	Team					1	2	3										
Totals			13-38	1-2	25-35	12	20	32	20	52	5	22	5	6	200			

FG % 1st Half: 8-22 36.4% 2nd half: 5-16 31.3% Game: 13-38 34.2% Deadball Rebounds 6  
 3FG % 1st Half: 0-1 0.0% 2nd half: 1-1 100.0% Game: 1-2 50.0%  
 FT % 1st Half: 8-11 72.7% 2nd half: 17-24 70.8% Game: 25-35 71.4%

Officials: Tina Napier, Felicia Grinter, Erika Herriman  
 Technical fouls: South Carolina-None. Illinois-None.  
 Attendance: 770  
 GAME ID: 1026021

Score by periods	1st	2nd	Total
South Carolina	31	40	71
Illinois	24	28	52

Last FG - SC 2nd-01:31, ILL 2nd-03:05.  
 Largest lead - SC by 30 2nd-07:10, ILL by 2 1st-19:33.

Points	In	Off	2nd	Fast	Bench
SC	Paint	T/O	Chance	Break	
ILL	26	27	18	4	36
SC	20	16	12	4	12

Score tied - 3 times.  
 Lead changed - 1 time.



**Official Basketball Box Score -- Game Totals -- Final Statistics**  
**Alabama A&M vs South Carolina**  
**11/14/11 7 p.m. at Columbia, S.C./Colonial Life Arena**

**Alabama A&M 53 • 0-2**

#	Player	F	Total			3-Ptr			Rebounds			PF	TP	A	TO	Blk	Stl	Min
			FG-FGA	FG-FGA	FT-FTA	Off	Def	Tot	Off	Def	Tot							
24	SANDERS, Jasmine	f	2-3	0-0	0-0	0	4	4	3	4	0	1	0	2	22			
55	ROBERTSON, Nadra	c	5-7	0-0	0-1	5	5	10	3	10	1	3	2	1	28			
14	WATKINS, Nesfayia	g	0-3	0-1	4-4	2	2	4	1	4	1	1	0	0	28			
22	DAVIS, Shundray	g	5-17	1-2	0-0	2	5	7	4	11	1	2	0	3	35			
23	TOBAR, Whiquitta	g	7-20	1-5	5-6	3	2	5	2	20	0	6	2	1	37			
03	STRICKLAND, Alyssa	g	0-1	0-0	0-0	0	0	0	0	0	0	0	0	0	1			
12	SIPPAL, Taylor	g	0-0	0-0	0-0	0	0	0	0	0	0	0	0	0	1			
20	FAUNTLEROY, Kiersten	g	0-0	0-0	2-2	0	0	0	2	2	0	1	0	0	11			
25	ONEAL, Danielle	g	1-6	0-2	0-0	2	0	2	2	2	0	1	0	2	17			
33	WILLIAMS, Gabrielle	g	0-2	0-0	0-0	2	1	3	4	0	2	0	1	0	13			
44	FARRIS, Shatavia	g	0-1	0-0	0-0	1	0	1	0	0	0	0	0	0	7			
	Team					3	2	5										
Totals			20-60	2-10	11-13	20	21	41	21	53	5	18	5	9	200			

FG % 1st Half: 9-28 32.1% 2nd half: 11-32 34.4% Game: 20-60 33.3% Deadball Rebounds 3,1  
 3FG % 1st Half: 1-4 25.0% 2nd half: 1-6 16.7% Game: 2-10 20.0%  
 FT % 1st Half: 5-7 71.4% 2nd half: 6-6 100.0% Game: 11-13 84.6%

**South Carolina 60 • 2-0**

#	Player	F	Total			3-Ptr			Rebounds			PF	TP	A	TO	Blk	Stl	Min
			FG-FGA	FG-FGA	FT-FTA	Off	Def	Tot	Off	Def	Tot							
12	STEPHENS, Charenee	f	0-0	0-0	0-0	0	1	1	0	0	0	1	0	0	5			
03	WALKER, Ieasia	g	4-7	0-1	5-8	2	3	5	3	13	1	3	2	3	34			
05	GRANT, Markeshia	g	0-5	0-3	1-2	2	0	2	0	1	6	2	1	2	27			
11	SUTTON, La'Keisha	g	5-15	1-5	2-2	3	3	6	3	13	4	2	0	0	36			
22	NEWTON, Courtney	g	2-4	2-4	0-0	0	1	1	2	6	0	0	0	2	16			
01	WILSON, Ebony	g	0-0	0-0	0-0	0	1	1	0	0	0	0	1	0	12			
20	WHITE, Sancheon	g	0-4	0-2	0-0	0	1	1	1	0	0	0	0	0	8			
21	BRUNER, Ashley	g	7-16	0-0	1-3	5	3	8	4	15	2	1	3	4	32			
23	ROY, Tina	g	0-1	0-1	0-0	1	0	1	0	0	0	0	0	0	5			
24	WELCH, Aleighsa	g	4-6	0-0	4-6	4	5	9	1	12	1	2	1	0	21			
33	IBIAM, Elem	g	0-2	0-0	0-0	1	0	1	0	0	0	2	1	0	4			
	Team					3	0	3										
Totals			22-60	3-16	13-21	21	18	39	14	60	14	13	9	11	200			

FG % 1st Half: 13-36 36.1% 2nd half: 9-24 37.5% Game: 22-60 36.7% Deadball Rebounds 3,1  
 3FG % 1st Half: 3-12 25.0% 2nd half: 0-4 0.0% Game: 3-16 18.8%  
 FT % 1st Half: 1-2 50.0% 2nd half: 12-19 63.2% Game: 13-21 61.9%

Officials: Dee Kantner, Denise Brooks, Lawson Newton  
 Technical fouls: Alabama A&M-None. South Carolina-None.  
 Attendance: 2118

Score by periods	1st	2nd	Total
Alabama A&M	24	29	53
South Carolina	30	30	60

Last FG - AAMU 2nd-00:38, SC 2nd-03:32.  
 Largest lead - AAMU by 3 1st-18:00, SC by 15 1st-08:17.

Points	In	Off	2nd	Fast	Bench
AAMU	Paint	T/O	Chance	Break	
SC	38	17	12	8	27

Score tied - 1 time.  
 Lead changed - 5 times.



**Official Basketball Box Score -- Game Totals -- Final Statistics**  
**South Carolina vs Clemson**  
**11/17/11 7:00 PM at Clemson, SC - Littlejohn Coliseum**

**South Carolina 65 • 3-0**

#	Player	F	Total			3-Ptr			Rebounds			PF	TP	A	TO	Blk	Stl	Min
			FG-FGA	FG-FGA	FT-FTA	Off	Def	Tot	Off	Def	Tot							
22	NEWTON, Courtney	f	0-1	0-0	0-0	2	3	5	1	0	0	1	0	1	15			
03	WALKER, Ieasia	g	2-5	0-0	2-2	1	4	5	4	6	2	1	0	1	31			
05	GRANT, Markeshia	g	3-11	0-1	0-1	1	1	2	1	6	2	1	0	1	24			
11	SUTTON, La'Keisha	g	2-7	0-1	1-4	1	1	2	1	5	6	2	1	7	31			
12	STEPHENS, Charenee	g	8-12	0-0	3-4	4	1	5	2	19	0	1	0	2	21			
00	SELLERS, Imani	g	0-0	0-0	0-0	0	0	0	0	0	0	0	0	0	3			
01	WILSON, Ebony	g	1-1	0-0	1-2	1	1	2	1	3	0	1	0	0	3			
20	WHITE, Sancheon	g	0-4	0-0	1-2	0	2	2	0	1	0	1	0	1	10			
21	BRUNER, Ashley	g	2-6	0-0	2-3	1	3	4	3	6	0	0	0	1	18			
23	ROY, Tina	g	3-6	1-3	2-4	0	2	2	2	9	0	1	0	0	17			
2																		



Official Basketball Box Score -- Game Totals -- Final Statistics  
**Coll. of Charleston vs South Carolina**  
 11/23/11 7 p.m. at Columbia, S.C./Colonial Life Arena



**Coll. of Charleston 40 • 1-3**

##	Player	Total			3-Ptr			Rebounds			PF	TP	A	TO	Blk	Stl	Min
		FG-FGA	FG-FGA	FT-FTA	Off	Def	Tot	Off	Def	Tot							
05	Cathryn Hardy	f	1-8	0-2	6-7	1	4	5	4	8	0	2	0	3	33		
11	Christy Hewatt	f	2-9	1-3	0-3	3	1	4	2	5	1	3	0	1	32		
55	Latisha Harris	c	2-2	0-0	1-2	1	5	6	4	5	0	3	1	1	17		
22	Jillian Brown	g	0-2	0-0	0-3	0	2	2	0	0	7	8	0	2	38		
32	Megan Fischer	g	4-11	2-5	0-0	1	0	1	3	10	0	4	0	1	32		
02	Deidre Ramer		3-5	0-1	0-0	1	3	4	3	6	0	3	0	1	15		
20	Brittany Johnson		2-4	0-0	0-0	1	1	2	2	4	1	2	0	0	20		
30	Mikaela Hopkins		1-4	0-0	0-0	3	2	5	2	2	0	2	0	0	13		
	Team					1	1	2			2						
<b>Totals</b>			15-45	3-11	7-15	12	19	31	20	40	9	29	1	9	200		

FG % 1st Half: 8-21 38.1% 2nd half: 7-24 29.2% Game: 15-45 33.3% Deadball  
 3FG % 1st Half: 2-5 40.0% 2nd half: 1-6 16.7% Game: 3-11 27.3% Rebounds  
 FT % 1st Half: 3-4 75.0% 2nd half: 4-11 36.4% Game: 7-15 46.7% 5

**South Carolina 59 • 4-1**

##	Player	Total			3-Ptr			Rebounds			PF	TP	A	TO	Blk	Stl	Min
		FG-FGA	FG-FGA	FT-FTA	Off	Def	Tot	Off	Def	Tot							
12	STEPHENS, Charenee	f	1-4	0-0	3-4	3	1	4	0	5	0	0	0	1	16		
03	WALKER, Ieasia	g	1-4	0-2	0-0	2	0	2	1	2	3	7	0	3	25		
05	GRANT, Markeshia	g	6-14	0-4	2-3	2	3	5	1	14	2	2	0	1	24		
11	SUTTON, La'Keisha	g	1-10	1-6	0-0	1	1	2	0	3	2	2	0	1	24		
22	NEWTON, Courtney	g	0-1	0-1	0-0	0	3	3	2	0	0	1	0	1	13		
00	SELLERS, Imani		0-1	0-1	0-2	0	0	0	1	0	0	0	0	0	3		
01	WILSON, Ebony		0-1	0-0	3-6	1	1	2	1	3	0	1	0	1	15		
20	WHITE, Sancheon		0-3	0-1	1-2	1	0	1	1	1	0	1	0	0	12		
21	BRUNER, Ashley		5-7	0-0	3-4	7	2	9	2	13	1	3	2	4	19		
23	ROY, Tina		2-8	2-6	3-4	1	2	3	0	9	0	1	0	1	16		
24	WELCH, Aleighsa		1-3	0-0	3-4	5	4	9	2	5	0	2	1	0	17		
30	DECHEVA, Pamela		0-0	0-0	0-0	0	0	0	1	0	0	0	0	0	5		
33	IBIAM, Elem		1-2	0-0	2-2	2	2	4	2	4	0	1	0	0	11		
	Team					2	1	3			1						
<b>Totals</b>			18-58	3-21	20-31	27	20	47	14	59	8	22	3	13	200		

FG % 1st Half: 7-28 25.0% 2nd half: 11-30 36.7% Game: 18-58 31.0% Deadball  
 3FG % 1st Half: 2-10 20.0% 2nd half: 1-11 9.1% Game: 3-21 14.3% Rebounds  
 FT % 1st Half: 6-9 66.7% 2nd half: 14-22 63.6% Game: 20-31 64.5% 5,1

Officials: Bryan Entertline, Mary Day, Melanie Davis  
 Technical fouls: Coll. of Charleston-None. South Carolina-None.  
 Attendance: 2314

Score by periods	1st	2nd	Total
Coll. of Charleston	21	19	40
South Carolina	22	37	59

	In	Off	2nd	Fast	Bench
Points	Paint	T/O	Chance	Break	12
COFC	20	9	9	2	12
SC	26	24	25	10	35

Last FG - COFC 2nd-01:33, SC 2nd-08:39.  
 Largest lead - COFC by 4 1st-05:22, SC by 26 2nd-06:03.

Score tied - 3 times.  
 Lead changed - 4 times.



**2011-12 South Carolina Basketball**  
 South Carolina Team Game-by-Game Comparison (as of Nov 23, 2011)  
**All games**



Opponent	1st	2nd	Score	Mar	Total FG	FG Pct	3-Pointers	3FG Pct	Free Throws	FT Pct	Rebounds	Assist	T/Over	Block	Steal	Fouls
Illinois	31/24	40/28	71-52	+19	24-57/13-38	.421/.342	5-16/1-2	.313/.500	18-25/25-35	.720/.714	34/32 +2	14/5	14/22	2/5	9/6	21/20
ALABAMA A&M	30/24	30/29	60-53	+7	22-60/20-60	.367/.333	3-16/2-10	.188/.200	13-21/11-13	.619/.846	39/41 (2)	14/5	13/18	9/5	11/9	14/21
Clemson	43/26	22/22	65-48	+17	25-63/19-47	.397/.404	1-6/0-7	.167/.000	14-24/10-18	.583/.556	40/37 +3	11/11	12/22	1/11	14/4	19/20
#11/12 PENN STATE	22/26	28/29	50-55	(5)	19-76/21-42	.250/.500	6-29/0-6	.207/.000	6-10/13-14	.600/.929	40/39 +1	8/10	10/23	3/9	10/6	15/16
COLL. OF CHARLESTON	22/21	37/19	59-40	+19	18-58/15-45	.310/.333	3-21/3-11	.143/.273	20-31/7-15	.645/.467	47/31 +16	8/9	22/29	3/1	13/9	14/20

Note: Game totals are displayed in the format TEAM/OPPONENT for each category



**2011-12 South Carolina Basketball**  
 South Carolina Points-Rebounds-Assists (as of Nov 23, 2011)  
**All games**



Opponent	Date	Score	33												
			00 SELLERS,IM	01 WILSON,EBO	03 WALKER,IEA	05 GRANT,MAR	11 SUTTON,LA'	12 STEPHENS,C	20 WHITE,SANC	21 BRUNER,AS	22 NEWTON,CO	23 ROY,TINA	24 WELCH,ALEI	30 DECHEVA,P	
at ILL	11/11/11	71-52 w	0-1-0	4-2-1	8-5-2	11-4-3	10-2-3	4-2-0	6-3-3	14-6-2	2-1-0	5-0-0	2-3-0	0-0-0	
AAMU	11/14/11	60-53 w	DNP	0-1-0	13-5-1	1-2-6	13-6-4	0-1-0	0-1-0	15-8-2	6-1-0	0-1-0	12-9-1	DNP	
at CU	11/17/11	65-48 w	0-0-0	3-2-0	6-5-2	6-2-2	5-2-6	19-5-0	1-2-0	6-4-0	0-5-0	9-2-0	6-5-1	0-0-0	
PSU	11/20/11	50-55 L	DNP	0-0-0	15-4-1	7-0-2	7-2-3	4-8-0	1-2-0	9-18-2	0-0-0	5-0-0	2-6-0	DNP	
COFC	11/23/11	59-40 w	0-0-0	3-2-0	2-2-3	14-5-2	3-2-2	5-4-0	1-1-0	13-9-1	0-3-0	9-3-0	5-9-0	0-0-0	

Opponent	Date	Score	33
			IBIAM,ELEM
at ILL	11/11/11	71-52 w	5-4-0
AAMU	11/14/11	60-53 w	0-1-0
at CU	11/17/11	65-48 w	4-4-0
PSU	11/20/11	50-55 L	DNP
COFC	11/23/11	59-40 w	4-4-0



**2011-12 South Carolina Basketball**  
 South Carolina Individual Game-by-Game (as of Nov 25, 2011)  
**All games**



**#00 SELLERS, Imani**

Opponent	Date	gs	min	Total		3-Pointers		Free throws		Rebounds				pf	a	t/o	blk	stl	pts	avg
				fg-fga	pct	3fg-fga	pct	ft-fa	pct	off	def	tot	avg							
at Illinois	11/11/11		3	0-0	.000	0-0	.000	0-0	.000	0	1	1	1.0	2	0	0	0	0	0	0.0
at Clemson	11/17/11		3	0-0	.000	0-0	.000	0-0	.000	0	0	0	0.5	0	0	0	0	0	0	0.0
COLL. OF CHARLESTON	11/23/11		3	0-1	.000	0-1	.000	0-2	.000	0	0	0	0.3	1	0	0	0	0	0	0.0
<b>Totals</b>		<b>0</b>	<b>9</b>	<b>0-1</b>	<b>.000</b>	<b>0-1</b>	<b>.000</b>	<b>0-2</b>	<b>.000</b>	<b>0</b>	<b>1</b>	<b>1</b>	<b>0.3</b>	<b>3</b>	<b>0</b>	<b>0</b>	<b>0</b>	<b>0</b>	<b>0</b>	<b>0.0</b>

Games played: 3  
 Minutes/game: 3.0  
 FG Pct: 0.0  
 3FG Pct: 0.0  
 FT Pct: 0.0

Rebounds/game: 0.3

**#01 WILSON, Ebony**

Opponent	Date	gs	min	Total		3-Pointers		Free throws		Rebounds				pf	a	t/o	blk	stl	pts	avg
				fg-fga	pct	3fg-fga	pct	ft-fa	pct	off	def	tot	avg							
at Illinois	11/11/11		18	2-2	1.000	0-0	.000	0-0	.000	1	1	2	2.0	1	1	0	1	3	4	4.0
ALABAMA A&M	11/14/11		12	0-0	.000	0-0	.000	0-0	.000	0	1	1	1.5	0	0	0	1	0	0	2.0
at Clemson	11/17/11		3	1-1	1.000	0-0	.000	1-2	.500	1	1	2	1.7	1	0	1	0	0	3	2.3
#11/12 PENN STATE	11/20/11		1	0-0	.000	0-0	.000	0-0	.000	0	0	0	1.3	2	0	0	0	0	0	1.8
COLL. OF CHARLESTON	11/23/11		15	0-1	.000	0-0	.000	3-6	.500	1	1	2	1.4	1	0	1	0	1	3	2.0
<b>Totals</b>		<b>0</b>	<b>49</b>	<b>3-4</b>	<b>.750</b>	<b>0-0</b>	<b>.000</b>	<b>4-8</b>	<b>.500</b>	<b>3</b>	<b>4</b>	<b>7</b>	<b>1.4</b>	<b>5</b>	<b>1</b>	<b>2</b>	<b>2</b>	<b>4</b>	<b>10</b>	<b>2.0</b>

Games played: 5  
 Minutes/game: 9.8  
 Points/game: 2.0  
 FG Pct: 75.0  
 FT Pct: 50.0

Rebounds/game: 1.4  
 Assists/game: 0.2  
 Turnovers/game: 0.4  
 Assist/turnover ratio: 0.5  
 Steals/game: 0.8  
 Blocks/game: 0.4

**#03 WALKER, Ieasia**

Opponent	Date	gs	min	Total		3-Pointers		Free throws		Rebounds				pf	a	t/o	blk	stl	pts	avg
				fg-fga	pct	3fg-fga	pct	ft-fa	pct	off	def	tot	avg							
at Illinois	11/11/11	*	23	2-5	.400	0-1	.000	4-6	.667	1	4	5	5.0	3	2	4	0	0	8	8.0
ALABAMA A&M	11/14/11	*	34	4-7	.571	0-1	.000	5-8	.625	2	3	5	5.0	3	1	3	2	3	13	10.5
at Clemson	11/17/11	*	31	2-5	.400	0-0	.000	2-2	1.000	1	4	5	5.0	4	2	1	0	1	6	9.0
#11/12 PENN STATE	11/20/11	*	38	6-20	.300	3-9	.333	0-0	.000	1	3	4	4.8	1	1	1	0	5	15	10.5
COLL. OF CHARLESTON	11/23/11	*	25	1-4	.250	0-2	.000	0-0	.000	2	0	2	4.2	1	3	7	0	3	2	8.8
<b>Totals</b>		<b>5</b>	<b>151</b>	<b>15-41</b>	<b>.366</b>	<b>3-13</b>	<b>.231</b>	<b>11-16</b>	<b>.688</b>	<b>7</b>	<b>14</b>	<b>21</b>	<b>4.2</b>	<b>12</b>	<b>9</b>	<b>16</b>	<b>2</b>	<b>12</b>	<b>44</b>	<b>8.8</b>

Games played: 5  
 Minutes/game: 30.2  
 Points/game: 8.8  
 FG Pct: 36.6  
 3FG Pct: 23.1  
 FT Pct: 68.8

Rebounds/game: 4.2  
 Assists/game: 1.8  
 Turnovers/game: 3.2  
 Assist/turnover ratio: 0.6  
 Steals/game: 2.4  
 Blocks/game: 0.4



**2011-12 South Carolina Basketball**  
**South Carolina Individual Game-by-Game (as of Nov 25, 2011)**  
**All games**



**#05 GRANT, Markeshia**

Opponent	Date	gs	min	Total		3-Pointers		Free throws		Rebounds				pf	a	t/o	blk	stl	pts	avg	
				fg-fga	pct	3fg-fga	pct	ft-fga	pct	off	def	tot	avg								
at Illinois	11/11/11	*	22	3-8	.375	3-7	.429	2-2	1.000	2	2	4	4.0	0	3	0	0	0	11	11.0	
ALABAMA A&M	11/14/11	*	27	0-5	.000	0-3	.000	1-2	.500	2	0	2	3.0	0	6	2	1	2	1	6.0	
at Clemson	11/17/11	*	24	3-11	.273	0-1	.000	0-1	.000	1	1	2	2.7	1	2	1	0	1	6	6.0	
#11/12 PENN STATE	11/20/11	*	33	3-12	.250	1-8	.125	0-0	.000	0	0	0	2.0	3	2	0	0	1	7	6.3	
COLL. OF CHARLESTON	11/23/11	*	24	6-14	.429	0-4	.000	2-3	.667	2	3	5	2.6	1	2	2	0	1	14	7.8	
<b>Totals</b>			<b>5</b>	<b>130</b>	<b>15-50</b>	<b>.300</b>	<b>4-23</b>	<b>.174</b>	<b>5-8</b>	<b>.625</b>	<b>7</b>	<b>6</b>	<b>13</b>	<b>2.6</b>	<b>5</b>	<b>15</b>	<b>5</b>	<b>1</b>	<b>5</b>	<b>39</b>	<b>7.8</b>

Games played: 5  
 Minutes/game: 26.0  
 Points/game: 7.8  
 FG Pct: 30.0  
 3FG Pct: 17.4  
 FT Pct: 62.5

Rebounds/game: 2.6  
 Assists/game: 3.0  
 Turnovers/game: 1.0  
 Assist/turnover ratio: 3.0  
 Steals/game: 1.0  
 Blocks/game: 0.2

**#11 SUTTON, La'Keisha**

Opponent	Date	gs	min	Total		3-Pointers		Free throws		Rebounds				pf	a	t/o	blk	stl	pts	avg	
				fg-fga	pct	3fg-fga	pct	ft-fga	pct	off	def	tot	avg								
at Illinois	11/11/11	*	30	3-10	.300	0-2	.000	4-6	.667	2	0	2	2.0	2	3	3	0	1	10	10.0	
ALABAMA A&M	11/14/11	*	36	5-15	.333	1-5	.200	2-2	1.000	3	3	6	4.0	3	4	2	0	0	13	11.5	
at Clemson	11/17/11	*	31	2-7	.286	0-1	.000	1-4	.250	1	1	2	3.3	1	6	2	1	7	5	9.3	
#11/12 PENN STATE	11/20/11	*	30	2-17	.118	1-4	.250	2-2	1.000	2	0	2	3.0	1	3	2	1	0	7	8.8	
COLL. OF CHARLESTON	11/23/11	*	24	1-10	.100	1-6	.167	0-0	.000	1	1	2	2.8	0	2	2	0	1	3	7.6	
<b>Totals</b>			<b>5</b>	<b>151</b>	<b>13-59</b>	<b>.220</b>	<b>3-18</b>	<b>.167</b>	<b>9-14</b>	<b>.643</b>	<b>9</b>	<b>5</b>	<b>14</b>	<b>2.8</b>	<b>7</b>	<b>18</b>	<b>11</b>	<b>2</b>	<b>9</b>	<b>38</b>	<b>7.6</b>

Games played: 5  
 Minutes/game: 30.2  
 Points/game: 7.6  
 FG Pct: 22.0  
 3FG Pct: 16.7  
 FT Pct: 64.3

Rebounds/game: 2.8  
 Assists/game: 3.6  
 Turnovers/game: 2.2  
 Assist/turnover ratio: 1.6  
 Steals/game: 1.8  
 Blocks/game: 0.4

**#12 STEPHENS, Charenee**

Opponent	Date	gs	min	Total		3-Pointers		Free throws		Rebounds				pf	a	t/o	blk	stl	pts	avg	
				fg-fga	pct	3fg-fga	pct	ft-fga	pct	off	def	tot	avg								
at Illinois	11/11/11	*	16	2-3	.667	0-0	.000	0-0	.000	1	1	2	2.0	1	0	0	0	0	4	4.0	
ALABAMA A&M	11/14/11	*	5	0-0	.000	0-0	.000	0-0	.000	0	1	1	1.5	0	0	1	0	0	0	2.0	
at Clemson	11/17/11	*	21	8-12	.667	0-0	.000	3-4	.750	4	1	5	2.7	2	0	1	0	2	19	7.7	
#11/12 PENN STATE	11/20/11	*	19	1-3	.333	0-0	.000	2-3	.667	5	3	8	4.0	0	0	2	0	1	4	6.8	
COLL. OF CHARLESTON	11/23/11	*	16	1-4	.250	0-0	.000	3-4	.750	3	1	4	4.0	0	0	0	0	1	5	6.4	
<b>Totals</b>			<b>5</b>	<b>77</b>	<b>12-22</b>	<b>.545</b>	<b>0-0</b>	<b>.000</b>	<b>8-11</b>	<b>.727</b>	<b>13</b>	<b>7</b>	<b>20</b>	<b>4.0</b>	<b>3</b>	<b>0</b>	<b>4</b>	<b>0</b>	<b>4</b>	<b>32</b>	<b>6.4</b>

Games played: 5  
 Minutes/game: 15.4  
 Points/game: 6.4  
 FG Pct: 54.5  
 FT Pct: 72.7

Rebounds/game: 4.0  
 Turnovers/game: 0.8  
 Steals/game: 0.8





**2011-12 South Carolina Basketball**  
**South Carolina Individual Game-by-Game (as of Nov 25, 2011)**  
**All games**



**#20 WHITE, Sancheon**

Opponent	Date	gs	min	Total		3-Pointers		Free throws		Rebounds				pf	a	t/o	blk	stl	pts	avg
				fg-fga	pct	3fg-fga	pct	ft-fga	pct	off	def	tot	avg							
at Illinois	11/11/11		15	1-9	.111	1-4	.250	3-4	.750	2	1	3	3.0	0	3	0	0	2	6	6.0
ALABAMA A&M	11/14/11		8	0-4	.000	0-2	.000	0-0	.000	0	1	1	2.0	1	0	0	0	0	0	3.0
at Clemson	11/17/11		10	0-4	.000	0-0	.000	1-2	.500	0	2	2	2.0	0	0	1	0	1	1	2.3
#11/12 PENN STATE	11/20/11		12	0-4	.000	0-1	.000	1-2	.500	2	0	2	2.0	2	0	0	0	1	1	2.0
COLL. OF CHARLESTON	11/23/11		12	0-3	.000	0-1	.000	1-2	.500	1	0	1	1.8	1	0	1	0	0	1	1.8
Totals		0	57	1-24	.042	1-8	.125	6-10	.600	5	4	9	1.8	4	3	2	0	4	9	1.8

Games played: 5  
 Minutes/game: 11.4  
 Points/game: 1.8  
 FG Pct: 4.2  
 3FG Pct: 12.5  
 FT Pct: 60.0

Rebounds/game: 1.8  
 Assists/game: 0.6  
 Turnovers/game: 0.4  
 Assist/turnover ratio: 1.5  
 Steals/game: 0.8

**#21 BRUNER, Ashley**

Opponent	Date	gs	min	Total		3-Pointers		Free throws		Rebounds				pf	a	t/o	blk	stl	pts	avg
				fg-fga	pct	3fg-fga	pct	ft-fga	pct	off	def	tot	avg							
at Illinois	11/11/11		26	6-9	.667	0-0	.000	2-3	.667	4	2	6	6.0	2	2	1	0	3	14	14.0
ALABAMA A&M	11/14/11		32	7-16	.438	0-0	.000	1-3	.333	5	3	8	7.0	4	2	1	3	4	15	14.5
at Clemson	11/17/11		18	2-6	.333	0-0	.000	2-3	.667	1	3	4	6.0	3	0	0	0	1	6	11.7
#11/12 PENN STATE	11/20/11		30	4-8	.500	0-0	.000	1-3	.333	9	9	18	9.0	3	2	2	2	1	9	11.0
COLL. OF CHARLESTON	11/23/11		19	5-7	.714	0-0	.000	3-4	.750	7	2	9	9.0	2	1	3	2	4	13	11.4
Totals		0	125	24-46	.522	0-0	.000	9-16	.563	26	19	45	9.0	14	7	7	7	13	57	11.4

Games played: 5  
 Minutes/game: 25.0  
 Points/game: 11.4  
 FG Pct: 52.2  
 FT Pct: 56.3

Rebounds/game: 9.0  
 Assists/game: 1.4  
 Turnovers/game: 1.4  
 Assist/turnover ratio: 1.0  
 Steals/game: 2.6  
 Blocks/game: 1.4

**#22 NEWTON, Courtney**

Opponent	Date	gs	min	Total		3-Pointers		Free throws		Rebounds				pf	a	t/o	blk	stl	pts	avg
				fg-fga	pct	3fg-fga	pct	ft-fga	pct	off	def	tot	avg							
at Illinois	11/11/11	*	7	0-0	.000	0-0	.000	2-2	1.000	0	1	1	1.0	3	0	1	1	0	2	2.0
ALABAMA A&M	11/14/11	*	16	2-4	.500	2-4	.500	0-0	.000	0	1	1	1.0	2	0	0	0	2	6	4.0
at Clemson	11/17/11	*	15	0-1	.000	0-0	.000	0-0	.000	2	3	5	2.3	1	0	1	0	1	0	2.7
#11/12 PENN STATE	11/20/11	*	10	0-1	.000	0-1	.000	0-0	.000	0	0	0	1.8	1	0	1	0	0	0	2.0
COLL. OF CHARLESTON	11/23/11	*	13	0-1	.000	0-1	.000	0-0	.000	0	3	3	2.0	2	0	1	0	1	0	1.6
Totals		5	61	2-7	.286	2-6	.333	2-2	1.000	2	8	10	2.0	9	0	4	1	4	8	1.6

Games played: 5  
 Minutes/game: 12.2  
 Points/game: 1.6  
 FG Pct: 28.6  
 3FG Pct: 33.3  
 FT Pct: 100.0

Rebounds/game: 2.0  
 Turnovers/game: 0.8  
 Steals/game: 0.8  
 Blocks/game: 0.2



**2011-12 South Carolina Basketball**  
**South Carolina Individual Game-by-Game (as of Nov 25, 2011)**  
**All games**



**#23 ROY, Tina**

Opponent	Date	gs	min	Total		3-Pointers		Free throws		Rebounds				pf	a	t/o	blk	stl	pts	avg
				fg-fga	pct	3fg-fga	pct	ft-fta	pct	off	def	tot	avg							
at Illinois	11/11/11		10	2-4	.500	1-2	.500	0-0	.000	0	0	0	0.0	0	0	1	0	0	5	5.0
ALABAMA A&M	11/14/11		5	0-1	.000	0-1	.000	0-0	.000	1	0	1	0.5	0	0	0	0	0	0	2.5
at Clemson	11/17/11		17	3-6	.500	1-3	.333	2-4	.500	0	2	2	1.0	2	0	1	0	0	9	4.7
#11/12 PENN STATE	11/20/11		7	2-7	.286	1-6	.167	0-0	.000	0	0	0	0.8	0	0	0	0	0	5	4.8
COLL. OF CHARLESTON	11/23/11		16	2-8	.250	2-6	.333	3-4	.750	1	2	3	1.2	0	0	1	0	1	9	5.6
<b>Totals</b>		<b>0</b>	<b>55</b>	<b>9-26</b>	<b>.346</b>	<b>5-18</b>	<b>.278</b>	<b>5-8</b>	<b>.625</b>	<b>2</b>	<b>4</b>	<b>6</b>	<b>1.2</b>	<b>2</b>	<b>0</b>	<b>3</b>	<b>0</b>	<b>1</b>	<b>28</b>	<b>5.6</b>

Games played: 5  
 Minutes/game: 11.0  
 Points/game: 5.6  
 FG Pct: 34.6  
 3FG Pct: 27.8  
 FT Pct: 62.5

Rebounds/game: 1.2  
 Turnovers/game: 0.6  
 Steals/game: 0.2

**#24 WELCH, Aleighsa**

Opponent	Date	gs	min	Total		3-Pointers		Free throws		Rebounds				pf	a	t/o	blk	stl	pts	avg
				fg-fga	pct	3fg-fga	pct	ft-fta	pct	off	def	tot	avg							
at Illinois	11/11/11		16	1-2	.500	0-0	.000	0-0	.000	1	2	3	3.0	2	0	1	0	0	2	2.0
ALABAMA A&M	11/14/11		21	4-6	.667	0-0	.000	4-6	.667	4	5	9	6.0	1	1	2	1	0	12	7.0
at Clemson	11/17/11		16	2-4	.500	0-0	.000	2-2	1.000	1	4	5	5.7	3	1	0	0	0	6	6.7
#11/12 PENN STATE	11/20/11		20	1-4	.250	0-0	.000	0-0	.000	6	0	6	5.8	2	0	0	0	1	2	5.5
COLL. OF CHARLESTON	11/23/11		17	1-3	.333	0-0	.000	3-4	.750	5	4	9	6.4	2	0	2	1	0	5	5.4
<b>Totals</b>		<b>0</b>	<b>90</b>	<b>9-19</b>	<b>.474</b>	<b>0-0</b>	<b>.000</b>	<b>9-12</b>	<b>.750</b>	<b>17</b>	<b>15</b>	<b>32</b>	<b>6.4</b>	<b>10</b>	<b>2</b>	<b>5</b>	<b>2</b>	<b>1</b>	<b>27</b>	<b>5.4</b>

Games played: 5  
 Minutes/game: 18.0  
 Points/game: 5.4  
 FG Pct: 47.4  
 FT Pct: 75.0

Rebounds/game: 6.4  
 Assists/game: 0.4  
 Turnovers/game: 1.0  
 Assist/turnover ratio: 0.4  
 Steals/game: 0.2  
 Blocks/game: 0.4

**#30 DECHEVA, Pamela**

Opponent	Date	gs	min	Total		3-Pointers		Free throws		Rebounds				pf	a	t/o	blk	stl	pts	avg
				fg-fga	pct	3fg-fga	pct	ft-fta	pct	off	def	tot	avg							
at Illinois	11/11/11		5	0-0	.000	0-0	.000	0-0	.000	0	0	0	0.0	2	0	1	0	0	0	0.0
at Clemson	11/17/11		3	0-1	.000	0-1	.000	0-0	.000	0	0	0	0.0	0	0	0	0	0	0	0.0
COLL. OF CHARLESTON	11/23/11		5	0-0	.000	0-0	.000	0-0	.000	0	0	0	0.0	1	0	0	0	0	0	0.0
<b>Totals</b>		<b>0</b>	<b>13</b>	<b>0-1</b>	<b>.000</b>	<b>0-1</b>	<b>.000</b>	<b>0-0</b>	<b>.000</b>	<b>0</b>	<b>0</b>	<b>0</b>	<b>0.0</b>	<b>3</b>	<b>0</b>	<b>1</b>	<b>0</b>	<b>0</b>	<b>0</b>	<b>0.0</b>

Games played: 3  
 Minutes/game: 4.3  
 FG Pct: 0.0  
 3FG Pct: 0.0

Turnovers/game: 0.3



**2011-12 South Carolina Basketball**  
**South Carolina Individual Game-by-Game (as of Nov 25, 2011)**  
**All games**



**#33 IBIAM, Elem**

Opponent	Date	gs	min	Total		3-Pointers		Free throws		Rebounds				pf	a	t/o	blk	stl	pts	avg
				fg-fga	pct	3fg-fga	pct	ft-fga	pct	off	def	tot	avg							
at Illinois	11/11/11		9	2-5	.400	0-0	.000	1-2	.500	3	1	4	4.0	3	0	1	0	0	5	5.0
ALABAMA A&M	11/14/11		4	0-2	.000	0-0	.000	0-0	.000	1	0	1	2.5	0	0	2	1	0	0	2.5
at Clemson	11/17/11		8	2-5	.400	0-0	.000	0-0	.000	3	1	4	3.0	1	0	2	0	0	4	3.0
COLL. OF CHARLESTON	11/23/11		11	1-2	.500	0-0	.000	2-2	1.000	2	2	4	3.3	2	0	1	0	0	4	3.3
Totals		0	32	5-14	.357	0-0	.000	3-4	.750	9	4	13	3.3	6	0	6	1	0	13	3.3

Games played: 4  
 Minutes/game: 8.0  
 Points/game: 3.3  
 FG Pct: 35.7  
 FT Pct: 75.0

Rebounds/game: 3.3  
 Turnovers/game: 1.5  
 Blocks/game: 0.3

**#TM TEAM**

Opponent	Date	gs	min	Total		3-Pointers		Free throws		Rebounds				pf	a	t/o	blk	stl	pts	avg
				fg-fga	pct	3fg-fga	pct	ft-fga	pct	off	def	tot	avg							
at Illinois	11/11/11		0	0-0	.000	0-0	.000	0-0	.000	1	0	1	1.0	0	0	1	0	0	0	0.0
ALABAMA A&M	11/14/11		0	0-0	.000	0-0	.000	0-0	.000	3	0	3	2.0	0	0	0	0	0	0	0.0
at Clemson	11/17/11		0	0-0	.000	0-0	.000	0-0	.000	0	2	2	2.0	0	0	1	0	0	0	0.0
#11/12 PENN STATE	11/20/11		0	0-0	.000	0-0	.000	0-0	.000	0	0	0	1.5	0	0	2	0	0	0	0.0
COLL. OF CHARLESTON	11/23/11		0	0-0	.000	0-0	.000	0-0	.000	2	1	3	1.8	0	0	1	0	0	0	0.0
Totals		0	0	0-0	.000	0-0	.000	0-0	.000	6	3	9	1.8	0	0	5	0	0	0	0.0

Games played: 5

Rebounds/game: 1.8  
 Turnovers/game: 1.0



**2011-12 South Carolina Basketball**  
**South Carolina Combined Team Statistics (as of Nov 23, 2011)**  
**All games**



<b>RECORD:</b>	<b>OVERALL</b>	<b>HOME</b>	<b>AWAY</b>	<b>NEUTRAL</b>
ALL GAMES	4-1	2-1	2-0	0-0
CONFERENCE	0-0	0-0	0-0	0-0
NON-CONFERENCE	4-1	2-1	2-0	0-0

#	Player	gp-gs	min	avg	Total		3-Point		F-Throw		Rebounds				a	to	blk	stl	pts	avg		
					fg-fga	fg%	3fg-fga	3fg%	ft-fa	ft%	off	def	tot	avg							pf	dq
21	BRUNER, Ashley	5-0	125	25.0	24-46	.522	0-0	.000	9-16	.563	26	19	45	9.0	14	0	7	7	13	57	11.4	
03	WALKER, leasia	5-5	151	30.2	15-41	.366	3-13	.231	11-16	.688	7	14	21	4.2	12	0	9	16	2	12	44	8.8
05	GRANT, Markeshia	5-5	130	26.0	15-50	.300	4-23	.174	5-8	.625	7	6	13	2.6	5	0	15	5	1	5	39	7.8
11	SUTTON, La'Keisha	5-5	151	30.2	13-59	.220	3-18	.167	9-14	.643	9	5	14	2.8	7	0	18	11	2	9	38	7.6
12	STEPHENS, Charenee	5-5	77	15.4	12-22	.545	0-0	.000	8-11	.727	13	7	20	4.0	3	0	0	4	0	4	32	6.4
23	ROY, Tina	5-0	55	11.0	9-26	.346	5-18	.278	5-8	.625	2	4	6	1.2	2	0	0	3	0	1	28	5.6
24	WELCH, Aleighsa	5-0	90	18.0	9-19	.474	0-0	.000	9-12	.750	17	15	32	6.4	10	0	2	5	2	1	27	5.4
33	IBIAM, Elem	4-0	32	8.0	5-14	.357	0-0	.000	3-4	.750	9	4	13	3.3	6	0	0	6	1	0	13	3.3
01	WILSON, Ebony	5-0	49	9.8	3-4	.750	0-0	.000	4-8	.500	3	4	7	1.4	5	0	1	2	2	4	10	2.0
20	WHITE, Sancheon	5-0	57	11.4	1-24	.042	1-8	.125	6-10	.600	5	4	9	1.8	4	0	3	2	0	4	9	1.8
22	NEWTON, Courtney	5-5	61	12.2	2-7	.286	2-6	.333	2-2	1.000	2	8	10	2.0	9	0	0	4	1	4	8	1.6
30	DECHEVA, Pamela	3-0	13	4.3	0-1	.000	0-1	.000	0-0	.000	0	0	0	0.0	3	0	0	1	0	0	0	0.0
00	SELLERS, Imani	3-0	9	3.0	0-1	.000	0-1	.000	0-2	.000	0	1	1	0.3	3	0	0	0	0	0	0	0.0
Team											6	3	9				5					
Total.....		5	1000		108-314	.344	18-88	.205	71-111	.640	106	94	200	40.0	83	0	55	71	18	57	305	61.0
Opponents.....		5	1000		88-232	.379	6-36	.167	66-95	.695	58	122	180	36.0	97	-	40	114	31	34	248	49.6

<b>TEAM STATISTICS</b>	<b>SC</b>	<b>OPP</b>	<b>Date</b>	<b>Opponent</b>	<b>Score</b>	<b>Att.</b>
SCORING	305	248	11/11/11	at Illinois	w 71-52	770
Points per game	61.0	49.6	11/14/11	ALABAMA A&M	w 60-53	2118
Scoring margin	+11.4	-	11/17/11	at Clemson	w 65-48	938
FIELD GOALS-ATT	108-314	88-232	11/20/11	#11/12 PENN STATE	L 50-55	2391
Field goal pct	.344	.379	11/23/11	COLL. OF CHARLESTON	w 59-40	2314
3 POINT FG-ATT	18-88	6-36	* - Conference game			
3-point FG pct	.205	.167				
3-pt FG made per game	3.6	1.2				
FREE THROWS-ATT	71-111	66-95				
Free throw pct	.640	.695				
F-Throws made per game	14.2	13.2				
REBOUNDS	200	180				
Rebounds per game	40.0	36.0				
Rebounding margin	+4.0	-				
ASSISTS	55	40				
Assists per game	11.0	8.0				
TURNOVERS	71	114				
Turnovers per game	14.2	22.8				
Turnover margin	+8.6	-				
Assist/turnover ratio	0.8	0.4				
STEALS	57	34				
Steals per game	11.4	6.8				
BLOCKS	18	31				
Blocks per game	3.6	6.2				
ATTENDANCE	6823	1708				
Home games-Avg/Game	3-2274	2-854				
Neutral site-Avg/Game	-	0-0				

<b>Score by Periods</b>	<b>1st</b>	<b>2nd</b>	<b>Totals</b>
South Carolina	148	157	305
Opponents	121	127	248