

SOUTH CAROLINA WOMEN'S BASKETBALL



Be the change.

Game Information

Date: Sunday, December 28, 2013, Noon
Site: Colonial Life Arena (18,000) • Columbia, S.C.
Tickets: \$7 adult, \$4 youth (17 and under)
TV: Fox Sports South (Andy Demetra, Debbie Antonelli)
Radio: WNKT 107.5 FM/WISW 1320 AM (Brad Muller); GamecocksOnline.com
Live Stats: GamecocksOnline.com

South Carolina Gamecocks 11-1

Ranking: 13/12 (AP/Coaches)
Head Coach: Dawn Staley
Record at SC: 103-67 (6th)
Career Rec.: 275-147 (14th)
vs. SSU: 3-0
Top Scorer: Mitchell (14.8 ppg)
Top Rebounder: Welch (7.7 rpg)



vs.



Savannah State Lady Tigers 5-6

Ranking: -/
Head Coach: Cedric Baker
Record at SSU: 97-201 (11th)
Career Rec.: 97-201 (11th)
vs. SC: 0-5
Top Scorer: Kalu (15.0 ppg)
Top Rebounder: Davis (7.7 rpg)

Series History: SC leads 5-0
In Columbia: SC leads 5-0
In Savannah: Never Met
Neutral Site: Never Met

2013-14 Schedule

Nov. 1	North Greenville (Exh.)	W, 96-35
Nov. 8	Charleston Southern	W, 99-29
Nov. 10	Louisiana Tech	W, 68-45
Nov. 14	C. of Charleston (FSSO)	W, 81-54
Nov. 17	Seton Hall	W, 88-67
Nov. 20	at Clemson	W, 68-43
Nov. 23	at San Diego State	W, 88-54
Nov. 25	at Southern Cal (Pac-12)	W, 70-50
Dec. 2	NC Central (FSSO)	W, 79-27
Dec. 8	at Charlotte	W, 76-61
<i>Carolinas Challenge</i>		
Dec. 18	vs. #14/13 North Carolina	L, 66-74
Dec. 20	Winthrop	W, 69-61
Dec. 22	SC State (FSSO)	W, 70-26
Dec. 28	Savannah State (FSSO)	Noon
Jan. 2	at Arkansas*	8 p.m.
Jan. 5	Vanderbilt* (ESPNU)	1 p.m.
Jan. 9	Kentucky*	7 p.m.
Jan. 12	at Auburn* (SPSO)	2:30 p.m.
Jan. 16	at Texas A&M*	8 p.m.
Jan. 19	Alabama*	3 p.m.
Jan. 26	at Vanderbilt* (ESPN2)	2 p.m.
Jan. 30	Mississippi*	7 p.m.
Feb. 2	Missouri*	3 p.m.
Feb. 6	at Mississippi State*	8 p.m.
Feb. 9	Arkansas* (SECTV)	2 p.m.
Feb. 16	at LSU* (ESPN2)	3:30 p.m.
Feb. 20	at Kentucky* (FSSO)	7 p.m.
Feb. 23	Florida* (SPSO)	1 p.m.
Feb. 27	Georgia*	7 p.m.
Mar. 2	at Tennessee* (ESPNU)	2:30 p.m.

* indicates SEC game
 All Times Listed as Eastern and are subject to change

Television outlet listed in parentheses – FSSO is Fox Sports South/Fox Sports Carolinas; SPSO is SportSouth; SECTV is SEC over-the-air syndicated package













South Carolina Notables

- This is the Gamecocks' 40th season as a varsity sport, the sixth with head coach Dawn Staley at the helm. It is South Carolina's 23rd season in the SEC.
- One of the offseason focuses for the South Carolina coaching staff was passing, and the work is paying dividends in assist numbers as the Gamecocks rank 37th in the nation at 16.8 per game. In the previous five seasons under Staley, the highest season average was 11.2 per game. At least 60 percent of made field goals have been assisted in eight of 12 games so far this season.
- While guard Tiffany Mitchell is the Gamecocks' leading scorer, South Carolina's offense is driven by what happens in the paint. The Gamecocks have scored 38.7 points per game in the paint – more than half of their 76.8 scoring average.
- Four Gamecocks average double figure points so far this season with two others adding at least 7.8 per game, making it the most diversified offense of the Dawn Staley era. The transition occurred while sacrificing little on the defensive end, where, despite Staley feeling her team needs to prove more in that area, the Gamecocks rank third in the nation (2nd in the SEC) by allowing just 49.0 points per game.
- Junior forward Aleighsa Welch is one of two of the SEC's top 10 rebounders to also rank among the top 15 scorers.
- Alaina Coates turned in the best shooting performance ever by a Gamecock freshman, hitting 7-of-7 from the field and 9-of-9 from the free throw line against SC State (Dec. 22). It was the first time a freshman was perfect from both the field and free throw line (min. 5 attempts at each) in school history. She became the third Gamecock to post a perfect shooting night from the floor this season – Elem Ibiam 7-of-7 vs. Charleston Southern (Nov. 8), Aleighsa Welch 6-of-6 vs. NC Central (Dec. 2). Coates' field goal attempts made her outing against SC State tied for fourth for the best perfect game in Colonial Life Arena history.
- While Tiffany Mitchell posted her first single-digit scoring game of the season against SC State, the sophomore guard still showed the diversity of her game by tying for team-high rebounding honors (9) and leading the team with four assists. It is her all-around impact on the team that led ESPN's Graham Hayes to name her one of his "10 Rising to the Occasion."

Tale of the Tape

SSU	SC	
5-6	Overall Record.....	11-1
0-0	Conference Record.....	0-0
2-0	Home Record.....	7-0
2-4	Away Record.....	4-0
1-2	Neutral Record.....	0-1
62.5	Points Per Game.....	76.8
64.5	Opp. Points Per Game.....	49.0
.387	Field Goal %age.....	.491
.362	Opp. Field Goal %age.....	.343
.247	3-Pt. Field Goal %age.....	.331
.253	Opp. 3-Pt. Field Goal %age.....	.240
.558	Free Throw %age.....	.640
11.7	FTs Made Per Game.....	17.7
12.8	Assists Per Game.....	16.8
+1.9	Turnover Margin.....	+3.6
41.2	Rebounds Per Game.....	41.2
-3.5	Rebounding Margin.....	+11.2
9.6	Steals Per Game.....	7.9
2.7	Blocked Shots Per Game.....	6.0

2013-14 South Carolina Media Roster

0		<p>India Farmer 6-0 • Freshman • Forward • N. Myrtle Beach, S.C.</p> <p>PPG 0.5 RPG 0.7 APG 0.0 FG% .200 FT% —</p>	<p>LAST GAME: 1 reb in 5 min vs. SC State NOTABLE: Has played in six games ... First career points and rebounds came against NC Central ... Named Toast of the Coast Player of the Year by <i>The Sun News</i> and earned all-state honors as a senior.</p>	<p>Career Highs Pts: 3 vs. NC Central 12/2/13 Reb: 3 vs. NC Central 12/2/13 A: — S: — Min: 11 vs. NC Central 12/2/13</p>
2		<p>Olivia Gaines 5-7 • Junior • Guard • Chester, S.C.</p> <p>PPG 2.3 RPG 2.3 APG 1.9 FG% .571 FT% .778</p>	<p>LAST GAME: 6 pts, 4 rebs, 2 assts vs. SC State NOTABLE: Played good minutes last three games ... Aggressive defender ... Named 2013 Junior/Community College Player of the Year by WBCA ... Helped team to 2013 NJCAA Division II national title.</p>	<p>Career Highs Pts: 6 vs. SC State, 12/22/13 Reb: 5 vs. NC Central 12/2/13 A: 5 vs. Char. Sthrn., 11/8/13 S: 3 vs. Char. Sthrn., 11/8/13 Min: 18, 2x, vs. SC St., 12/22/13</p>
5		<p>Khadijah Sessions 5-8 • Sophomore • Guard • Myrtle Beach, S.C. <i>kub-DEE-zhub SESH-uns</i></p> <p>PPG 8.2 RPG 1.5 APG 3.8 FG% .371 FT% .667</p>	<p>LAST GAME: 4 pts, 1 assts, 2 stls vs. UNC NOTABLE: Assist leader 4 times, has 4 double-figure scoring games and 4 games of 5+ assists ... 3rd in SEC with 2.7 A:TO and 13th in apg ... Aggressive point guard who is working hard on leadership role ... Voted a team captain.</p>	<p>Career Highs Pts: 19 vs. Auburn, 2/3/13 Reb: 5 at Florida, 1/20/13 A: 6 vs. NC Central 12/2/13 S: 4, 2x, at San Diego St., 11/23/13 Min: 37 at USC, 11/25/13</p>
12		<p>Wilka Montout 6-3 • Senior • Forward • Cayenne, French Guiana <i>WIL-kub mawn-TOO</i></p> <p>PPG 2.0 RPG 2.9 APG 0.3 FG% .265 FT% .231</p>	<p>LAST GAME: 2 pts, 5 rebs vs. SC State NOTABLE: Career-high 8 rebs vs CofC ... Netted 7 pts in season opener, including a 3-pointer ... Rangy forward who can stretch defenses with her shooting touch ... averaged 10.1 minutes last season, playing in 29 of 33 games.</p>	<p>Career Highs Pts: 12 vs. LA Tech, 11/12/12 Reb: 8 vs. CofC, 11/14/13 B: 2, 2x, vs. CSU, 11/8/13 S: 1, 4x, vs. CSU, 11/8/13 Min: 24 vs. Sav. State, 11/15/12</p>
15		<p>Tiffany Davis 5-7 • R-Freshman • Guard • Houston, Texas</p> <p>PPG 2.4 RPG 1.1 APG 1.4 FG% .333 FT% .600</p>	<p>LAST GAME: 6 pts 3 assts vs. SC State NOTABLE: Started last two games, showing steady improvement running team ... Solid outing against CofC, scoring and running team ... Fully recovered from knee surgery last fall ... Expected to battle for time at point.</p>	<p>Career Highs Pts: 7 vs. CofC, 11/14/13 Reb: 4 vs. Winthrop, 12/20/13 A: 3, 4x, vs. SC St., 12/22/13 S: 5 vs. Elon, 11/9/12 Min: 26 vs. Winthrop, 12/20/13</p>
21		<p>LeAnna Morrison 5-5 • R-Sophomore • Guard • Monck's Corner, S.C.</p> <p>PPG 0.7 RPG 0.6 APG 0.3 FG% .111 FT% .667</p>	<p>LAST GAME: 1 reb, 5 min vs. SC State NOTABLE: Has played in 10 games ... Hit first career field goal against NC Central ... Ran track for two seasons at Charlotte ... Named 2011 All-Lowcountry Female Athlete of the Year by <i>The Post & Courier</i>.</p>	<p>Career Highs Pts: 3 vs. NC Central 12/2/13 Reb: 2 vs. NC Central 12/2/13 A: 1, 3x, at San Diego St., 11/23/13 S: 1 vs. Seton Hall, 11/17/13 Min: 12 vs. NC Central 12/2/13</p>
23		<p>Tina Roy 5-11 • R-Sophomore • Guard • Kaplan, La.</p> <p>PPG 4.2 RPG 2.2 APG 1.8 FG% .283 FT% .800</p>	<p>LAST GAME: 7 pts, 2 assts vs. SC State NOTABLE: Shot well against SC State, hitting 3-of-6 from field ... Drew 1st career start at Charlotte ... Fully recovered from knee surgery in August 2012 ... Capable of playing point guard.</p>	<p>Career Highs Pts: 15 vs. Presby, 11/27/11 Reb: 6 vs. NC Central, 12/2/13 A: 7 vs. Char. Sthrn., 11/8/13 S: 3 at Charlotte 11/27/11 Min: 25 vs. NC Central, 12/2/13</p>
24		<p>Aleighsa Welch 6-0 • Junior • Forward • Goose Creek, S.C. <i>uh-LEE-sub Welch</i></p> <p>PPG 14.3 RPG 7.7 APG 1.8 FG% .700 FT% .608</p>	<p>LAST GM: 8 pts, 5 rebs, 3 assts vs. SC State NOTABLE: Leads SEC and is 3rd in nation in FG %age ... Top 10 in SEC in rebound, 12th in scoring ... 3 dbl-dbls ... Good vision and passer ... Named to Naismith Early Season Watch List and preseason All-SEC 1st Team ... Voted a team captain.</p>	<p>Career Highs Pts: 23 vs. N. Carolina, 12/18/13 Reb: 17 vs. CofC, 11/14/13 A: 4, 3x, at Clemson, 11/20/13 S: 3, 4x, at Charlotte, 12/8/13 Min: 42 vs. Drexel, 11/28/12</p>
25		<p>Tiffany Mitchell 5-9 • Sophomore • Guard • Charlotte, N.C.</p> <p>PPG 14.8 RPG 4.3 APG 3.7 FG% .531 FT% .700</p>	<p>LAST GAME: 5 pts, 9 rebs, 4 assts vs. SC State NOTABLE: Scored in double figures 11 times this season ... Ranks 4th in SEC in FG%, 10th in ppg, 14th in assists, 7th in steals (2.3/gm) ... Posted second 20-pt game of season against Winthrop.</p>	<p>Career Highs Pts: 22 at USC, 11/25/13 Reb: 11, 4x, at Florida, 1/20/13 A: 9 at San Diego St., 11/23/13 S: 5, 3x, vs. USC, 11/25/13 Min: 36, 4x, at Charlotte, 12/8/13</p>
31		<p>Asia Dozier 6-0 • Sophomore • Guard/Forward • Columbia, S.C. <i>Asia DOE-zhur</i></p> <p>PPG 7.8 RPG 3.3 APG 2.2 FG% .405 FT% .650</p>	<p>LAST GAME: 4 pts, 4 rebs, 3 assts vs. SC State NOTABLE: Scored in double figures four times ... Hit 3 3s and tied career high 5 assists vs. Winthrop ... Dominated 1st half at SDSU with 16 pts in period ... Earned starting spot with efficiency of play in preseason practice.</p>	<p>Career Highs Pts: 16, 2x, last at SDSU, 11/23/13 Reb: 10 vs. Elon, 11/9/12 A: 5, 3x, vs. Winthrop, 12/20/13 S: 2, 5x, at Charlotte, 12/8/13 Min: 39 vs. Winthrop, 12/20/13</p>
33		<p>Elem Ibiam 6-4 • Junior • Center • Fayetteville, Ga. <i>ELL-um IB-ee-um</i></p> <p>PPG 11.1 RPG 6.5 APG 0.5 FG% .576 FT% .643</p>	<p>LAST GAME: 9 pts, 9 assts vs. SC State NOTABLE: Is 2nd SEC and 30th in nation in blocks (2.5) ... Netted double figures in 8 games and blocked 3 or more shots 7 times ... Tied career high pts at Charlotte ... Having breakthrough season ... Voted a team captain.</p>	<p>Career Highs Pts: 19, 2x, at Charlotte, 12/8/13 Reb: 11 vs. Elon, 11/9/12 B: 5, 3x, vs. CSU, 11/8/13 S: 2, 4x, vs. UNC, 12/18/13 Min: 33 vs. UNC, 12/18/13</p>
41		<p>Alaina Coates 6-4 • Freshman • Center • Irmo, S.C. <i>uh-LAY-nub COATS</i></p> <p>PPG 11.2 RPG 6.8 APG 0.3 FG% .649 FT% .644</p>	<p>LAST GAME: 23 pts, 5 rebs, 3 blks vs. SC State NOTABLE: Posted 2 dbl-dbls, 10+ pts in 7 games, including 3 20-pt games ... In SEC, ranks 15th in rpg, 5th in blocks (1.7) ... Named McDonald's and Parade All-America.</p>	<p>Career Highs Pts: 23 vs. SC State, 12/22/13 Reb: 14 vs. CofC, 11/14/13 B: 4 vs. Seton Hall, 11/17/13 S: 2 at Clemson, 11/20/13 Min: 22, 2x, vs. NCCU, 12/2/13</p>

Starter

Reserve

Quick Facts

The University

Location: Columbia, S.C.

Founded: 1801

Enrollment: 31,288

Colors: Garnet (PMS 202C) and Black

Nickname: Gamecocks

Conference: Southeastern

President: Dr. Harris Pastides

Athletics Director: Ray Tanner

Facility: Colonial Life Arena (18,000)

Coaching Staff

Head Coach: Dawn Staley

Alma Mater: Virginia, 1992

Overall Record: 275-147 (14th season)

School Record: 103-67 (6th season)

Assoc. Head Coach (Alma Mater):

Lisa Boyer (Ithaca, 1972)

Assistant Coaches (Alma Mater):

Nikki McCray (Tennessee, 1995)

Darius Taylor (Michigan, 2000)

Team Information

2012-13 Record: 25-8

Home: 13-3 Away: 7-3 Neutral: 5-2

SEC Record (Finish): 11-5 (T-4th)

Home: 6-2 Away: 5-3

Letterwinners Returning/Lost: 6/3

Starters Returning/Lost: 2/3

Program History

First Year of Women's Basketball: 1974-75

All-Time Record: 683-496 (40th season)

All-Time SEC Record: 102-197(23rd season)

NCAA Appearances (Last): 10 (2013)

NCAA Tournament Record: 11-10

Last NCAA Result: L, 69-75, Kansas, Boulder,

Colo., 3/25/13, Second Round

WNIT Appearances (Last): 4 (2011)

WNIT Record: 3-4

Media Relations

Women's Basketball Contact: Diana Koval

Office: 803.777.7977

Cell: 314.369.6050

Email: dkoval@mailbox.sc.edu

Press Row Phone: 803.777.6182

Athletics Department on the Web

Website: GamecocksOnline.com

Twitter: @GamecocksOnline

Facebook: Facebook.com/GamecocksOnline

YouTube: YouTube.com/GamecocksOnline

Women's Basketball on Twitter

Team: @GamecockWBB

Head Coach: @DawnStaley

A South Carolina Win Would...

- Give the Gamecocks a 12-1 record for the second time in as many seasons, matching the best non-conference mark under Staley and the 2002-03 mark as the best since the program first joined a conference in 1983-84
- Be the Gamecocks' sixth over Savannah State in as many meetings.

By the Numbers

- 1 Perfect shooting game by a freshman in South Carolina women's basketball history (min. five FGA and five FTA) – Alaina Coates vs. SC State (Dec. 22) with 7-of-7 from the field and 9-of-9 from the free throw line
- 2 Players in the SEC who rank among the league's top 10 in rebounding and top 20 in scoring, including junior forward Aleighsa Welch
- 2 Gamecocks ranked among the SEC's top 15 scorers, one of four SEC teams to have multiple entries
- 3 Gamecocks ranked among the SEC's top 20 rebounders, one of three SEC teams to have three entries – Kentucky and Tennessee being the other two
- 3 Games this season in which five Gamecocks have scored in double figures, which had happened just five previous times in the Dawn Staley era
- 5 Statistical categories in which the Gamecocks rank among the nation's top five – scoring defense, scoring margin, field goal percentage, 3-point field goal percentage defense and blocked shots
- 5 Different Gamecocks who have been the team's high scorer in a game this season – Alaina Coates (Charleston Southern, at San Diego State, SC State), Aleighsa Welch (LA Tech, at Clemson, vs. UNC), Asia Dozier (CofC), Elem Ibiam (Seton Hall, Charlotte) and Tiffany Mitchell (at USC, NC Central, Winthrop)
- 6 Individual 20-point games this season by the Gamecock – three by Alaina Coates (CSU, at SDSU), two by Tiffany Mitchell (at USC, Winthrop) and one by Aleighsa Welch (vs. UNC)
- 6 Games in which South Carolina has shot at least 50.0 percent from the field this season after reaching the mark just 12 times in the previous five seasons under Staley
- 7 Games this season in which South Carolina has scored at least 50.0 percent of its points in the paint, including scoring 70 of 99 points against Charleston Southern (Nov. 8) inside.
- 8 Opponents who have been held to 55 or fewer points by the Gamecocks this season, helping the Gamecocks rank third in the nation in scoring defense (49.0 ppg)
- 26 Points allowed to SC State by the Gamecocks (Dec. 22), the third lowest in the Dawn Staley era
- 26 More rebounds by the Gamecocks than SC State (Dec. 22), the second-highest rebounding margin in the Staley era
- 27 Entries for the Gamecocks in the last 37 Associated Press Top 25 Polls
- 33 Weeks in which the Gamecocks have ranked 10th or higher in the Associated Press poll all-time, including two this season. South Carolina's best ever ranking was No. 2, which it held for three weeks in December 1981.
- 52.2 Percent of the Gamecocks' 69 points against Winthrop that sophomore guard Tiffany Mitchell either scored or assisted on – 17 in the first half and 19 in the second
- 62.0 Percent of field goals made this season that have been assisted

Savannah State Series Notes

South Carolina leads the series 5-0, including wins in each of the last three seasons. In last year's 78-47 victory (Nov. 15), forward Aleighsa Welch recorded her first career double-double with 13 points and 12 rebounds. Then-freshman Asia Dozier posted her first career double-digit point game with 11, including three 3-pointers.

Current Gamecock Streaks

	Total	Home	Road	Neut.
Overall	W2	W9	W4	L2
SEC	W1	W2	L1	—
Non-Conference	W2	W9	W7	L2
Ranked Teams	L4	L1	L2	L4

Gamecocks in the Rankings

(SEC as of 12/22; NCAA as of 12/22)

Team	SEC	NCAA	Actual
Scoring Offense	6	48	76.8
Scoring Defense	2	3	49.0
Scoring Margin	2	8	+27.8
Field Goal Percentage	2	6	.491
Field Goal %age Def.	5	24	.343
3-Point FG %age	8	104	.331
3-Point FG %age Def.	2	4	.240
3-Point FG Made/Gm.	9	212	4.8
Free Throw Percentage	12	271	.640
Rebounding Offense	10	—	41.2
Rebounding Defense	1	—	30.1
Rebounding Margin	2	15	+11.2
Assists	6	37	16.8
Steals	12	165	7.9
Turnover Margin	6	53	+3.6
Turnovers	—	21	12.9
Assist-to-Turnover Ratio	2	15	1.3
Blocked Shots	1	9	6.0

Alaina Coates	SEC	NCAA	Actual
Rebounding	T-15	—	6.8
Blocks	5	77	1.7

Elem Ibiam	SEC	NCAA	Actual
Rebounding	19	—	6.5
Blocks	2	30	2.5

Tiffany Mitchell	SEC	NCAA	Actual
Scoring	T-10	240	14.8
FG Percentage	4	59	.531
Assists	14	222	3.7
Steals	7	103	2.3

Khadijah Sessions	SEC	NCAA	Actual
Assists	13	201	3.8
A-to-TO Ratio	3	25	2.7

Aleighsa Welch	SEC	NCAA	Actual
Scoring	12	—	14.3
Rebounding	10	203	7.7
FG Percentage	1	3	.700
Off. Rebounds	7	—	3.3

Staley in the Hall of Fame

Head coach Dawn Staley was enshrined in the Naismith Memorial Basketball Hall of Fame this fall, becoming just the 15th female player to earn the honor based on her individual merits (not as part of a team enshrinement).

Staley's career shone in an era that spawned two professional women's basketball leagues in the United States and forever changed the dreams of the nation's top female players. On the international stage, she collected three Olympic gold medals (1996, 2000, 2004) and was twice named the USA Basketball Female Athlete of the Year (1994, 2004). In the U.S. she turned national high school player of the year honors into a career at Virginia that yielded three All-America seasons, including a 1991 campaign that ended with being named national player of the year. On the professional level, Staley was a five-time WNBA All-Star who was named to the All-Decade Team and one of the 15 most influential players in league history.

Welch Watch on Record Book

South Carolina junior forward Aleighsa Welch has proven to be one of the best offensive rebounders in Gamecock history. She is one of just four Gamecocks all-time to record multiple seasons with at least 100 offensive rebounds, including her 131 O-board mark last season, which ranks second in school history.

In just her third season, Welch already ranks among the program's top 10 in career offensive rebounds.

	Gm	ORebs
1. Marsha Williams (1990-93)	116	427
2. Annie Lester (1997-00)	110	348
3. Jocelyn Penn (1999-03)	117	345
4. Ashley Bruner (2010-13)	128	338
5. Aleighsa Welch (2012-present)	78	275
6. Demetress Adams (2006-09)	112	274
7. Petra Ujhelyi (2000-03)	119	255
8. Michelle Murray (1990-93)	96	254
9. Charenee Stephens (2009-12)	110	253
10. Melanie Johnson (2004-07)	89	237

Colonial Life Arena.

Make It, Take It

South Carolina is exhibiting its most efficient offense of the Dawn Staley era so far this season, leading the SEC and ranking sixth in the nation with 49.1 percent accuracy from the field. The Gamecocks have shot 50.0 percent or higher six times already this season – the most in a season under Staley. In fact, in the previous five seasons, South Carolina hit at least 50.0 percent of its field goal attempts just 12 times combined.

This year's top effort was 60.9 percent against Charleston Southern (Nov. 8) – program best under Staley – followed by a 58.5 percent showing against NC Central (Dec. 2). The Gamecocks made at least 65.0 percent of their attempts in a half five times this season, including a remarkable 73.9 percent (17-of-23) in the second half against Seton Hall (Nov. 17).

Post Presence

South Carolina's trio of primary post players – Alaina Coates, Elem Ibiam and Aleighsa Welch – has been the key to the Gamecocks' offensive production so far this season. The trio has accounted for 438 of the team's 922 points this season – 47.5 percent – and is shooting a combined 64.1 percent from the field (164-of-256). Welch leads the SEC and is third in the nation in field goal percentage at .700 for 14.3 points per game (12th in SEC). Coates' perfect shooting outing for 23 points against SC State has lifted her average to 11.2 points on 64.9 percent shooting. Ibiam's strong three games before the holiday break have her scoring 11.1 points per game on 57.6 percent shooting. In all, the Gamecocks have scored 464 points in the paint this season – 50.3 percent of their total scoring.

Five-Second Count

For the first time in her tenure at South Carolina, head coach Dawn Staley's Gamecocks look different – on the court and in the box score. After seasons of building around defense, Staley finally as a group that is designed for offensive efficiency. The Gamecocks are scoring more (77.5 ppg – 6th in SEC, 48th in nation) and more efficiently (.491 FG %age – 2nd in SEC, 6th in country) than at any time in the Staley era. And, after seasons of talented guards generating their own offense, Staley's 2013-14 success is predicated on getting the ball inside – three primary post players combine to score 47.5 percent of the team's points – and on ball movement creating the best shots as 62.0 percent of made field goals have been assisted, ranking the Gamecocks sixth in the SEC and 37th in the nation with 16.8 assists per game.

Defense is still a staple of the program with the Gamecocks ranking third in the nation in scoring defense, allowing just 49.0 points per game. Only four opponents this season have scored 55 or more points against South Carolina.

December Decisions

In its 40th season of women's basketball, South Carolina is 159-79 (.668) all-time in the month of December, including a 27-7 record (.794) in the sixth season of the Dawn Staley era. The Gamecocks hold at least a .500 record in all three site possibilities during the month – 96-23 (.807) at home, 34-30 (.531) on the road and 24-24 (.500) at neutral sites.

Home Sweet Home

With comprehensive records beginning in the 1976-77 season (the third for women's basketball at South Carolina), the Gamecocks are 369-155 (.704) all-time in games played at home, including a 124-58 mark (.681) in Colonial Life Arena. In the sixth season with head coach Dawn Staley at the helm, South Carolina is 59-25 (.702) at home, including one game at Carolina Coliseum in the 2012-13 season. The Gamecocks have won 45 of their last 56 games played in

AP Top 25

(Week of 12/23)

1. Connecticut	12-0
2. Notre Dame	10-0
3. Duke	12-1
4. Stanford	10-1
5. Tennessee	10-1
6. Kentucky	11-1
7. Louisville	12-1
8. Maryland	10-1
9. Baylor	9-1
10. North Carolina	11-2
11. Oklahoma State	10-0
12. Colorado	9-1
13. South Carolina	11-1
14. Iowa State	9-0
15. Penn State	8-3
16. LSU	9-2
17. Purdue	9-2
18. Nebraska	9-2
19. Georgia	11-1
20. Syracuse	11-1
21. Iowa	11-2
22. Florida State	11-1
23. California	7-3
24. Gonzaga	10-2
25. Oklahoma	8-4

ESPN/USA Today Top 25

(Week of 12/23)

1. Connecticut	12-0
2. Notre Dame	10-0
3. Duke	12-1
4. Stanford	10-1
5. Tennessee	10-1
6. Kentucky	11-1
7. Louisville	12-1
8. Maryland	10-1
9. Baylor	9-1
10. Iowa State	9-0
11. North Carolina	11-2
12. South Carolina	11-1
13. Oklahoma State	10-0
14. Colorado	9-1
15. Nebraska	9-2
16. LSU	9-2
17. Penn State	8-3
18. Georgia	11-1
19. Purdue	9-2
20. Florida State	11-1
21. Gonzaga	10-2
22. California	7-3
23. Syracuse	11-1
24. Oklahoma	8-4
25. Iowa	11-2



Around the SEC

	SEC Games			Overall		
	W	L	Pct.	W	L	Pct.
Arkansas	0	0	.000	12	0	1.00
Mississippi St.	0	0	.000	12	1	.923
Kentucky	0	0	.000	11	1	.916
Georgia	0	0	.000	11	1	.916
South Carolina	0	0	.000	11	1	.916
Tennessee	0	0	.000	10	1	.909
Missouri	0	0	.000	11	2	.846
Vanderbilt	0	0	.000	10	2	.833
LSU	0	0	.000	9	2	.818
Florida	0	0	.000	9	3	.750
Auburn	0	0	.000	9	4	.692
Texas A&M	0	0	.000	7	4	.636
Ole Miss	0	0	.000	8	5	.615
Alabama	0	0	.000	6	5	.545

Today's Action

December 28

Alabama vs. Princeton, Noon
Georgetown at Florida, 2 p.m.
Mississippi Valley St. at Arkansas, 3 p.m.
Illinois at #19/18 Georgia, 4 p.m.
LA Tech at Texas A&M, 8 p.m.

Rankings are listed as AP/ESPN Poll
All Times Eastern; TV Network in ()

The Gift of Glass

The Gamecocks have been a solid rebounding team throughout head coach Dawn Staley's tenure, but it was a team effort by an undersized roster in the past. This season, South Carolina is out-rebounding its opponents by 11.2 boards per game to rank second in the SEC and 15th in the nation, behind the strength of the trio of Alaina Coates, Elem Ibiam and Aleighsa Welch, who leads the group and ranks 10th in the SEC with 7.7 boards per game. Coates is bringing down 6.8 rebounds per game, and Ibiam adds 6.5.

As a team, South Carolina has turned its 173 offensive rebounds into 185 second-chance points. Welch paces the group on the offensive glass with 3.3 per game to rank seventh in the league in the category.

Block Party!

With a pair of 6-foot-4 centers, the Gamecocks are a constant shot-blocking threat in the post, leading the SEC and ninth in the nation with 6.0 per game. Junior Elem Ibiam's 2.5 blocks per game are second in the league and 30th in the nation. She got the season off to a solid start with five in the opener against Charleston Southern (Nov. 8), which matched her career high and the fifth-most in Colonial Life Arena history. She has blocked at least three shots seven times this season. Freshman Alaina Coates is sixth in the SEC with 1.7 per game with three games of three or more.

A Little Help from My Friends

Under the tutelage of one of the premier point guards in U.S. women's basketball history in Dawn Staley, the Gamecocks are thriving in the assist category this season unlike any other, ranking sixth in the SEC and 37th in the nation with 16.8 per game. By comparison, in Staley's first five seasons, the team never averaged more than 11.2 per game. This season's three games of 20 or more assists by the team matches the total of the previous five seasons.

The increase is not simply a product of more made field goals, either. This season, South Carolina has assisted on 62.0 percent of its made field goals, compared to the previous five seasons under Staley, which saw a high of 48.5 percent in 2011-12.

South Carolina's 25 assists against Charleston Southern (on 39 FGM) are a Staley-era high. The Gamecocks handed out 24 assists on 29 made baskets at San Diego State – 82.8 percent. The percentage of assisted field goals has been over 60.0 percent in all but four games this season.

20/20 Vision

The Gamecocks won their first eight games this season by at least 20 points for the first time in the Dawn Staley era, a streak ended with a 15-point victory at Charlotte (Dec. 8). South Carolina opened the 2012-13 campaign with four straight 20-point wins en route to nine games with that minimum margin – a Staley era record. The Gamecocks posted a total eight 20-point wins in 2011-12 after just two in 2010-11, one in 2009-10 and two in Staley's first season 2008-09. This season has seen nine games decided by 20 or more points, including four of over 30.

Finding the Right Octave

South Carolina has scored at least 80 points in four games so far this season after reaching the mark just four times in the first five seasons of the Dawn Staley era combined. Three of this season's games are the first of the group to be played in Colonial Life Arena.

Under Staley, the Gamecocks are 7-1 in games in which they score 80 points with the lone loss coming in a double-overtime affair (94-92) at Clemson on Nov. 19, 2009. That is the only previous season in which the Gamecocks hit the 80-point plateau multiple times, adding an 80-68 victory at Alabama on Jan. 10, 2010.

Century Mark for Staley

Head coach Dawn Staley captured her 100th victory at South Carolina on Dec. 2 against NC Central. She is the fourth of the program's seven all-time head coaches to reach the mark and the fastest to the total (164 games) of the three coaches to lead the team in the SEC era by nearly a full season.

South Carolina's third head coach, Pam Parsons, was the first and the fastest to reach 100 victories, hitting the plateau in her 143rd game at the helm just six games into her fifth season (1981-82). Nancy Wilson was next up, winning her 100th game in her 150th outing late in the 1988-89 season, en route to her school-record 231 Gamecock victories.

Susan Walvius was the first head coach to have her entire South Carolina career in the SEC, hitting 100 wins in her 179th game on the sideline five games into her seventh season.

Home Grown, Nationally Known

Since her arrival for the 2008-09 season, South Carolina head coach Dawn Staley has been working to protect her new home state's best prospects while fielding a team that competes at a national level. Her efforts are paying dividends as this season's roster features seven Gamecocks who played high school basketball in the state of South Carolina, the highest percentage of the roster to be from the state since the 1990-91 squad featured eight South Carolinians on the 11-player roster. Beginning with Aleighsa Welch, the first South Carolina player to sign a National Letter of Intent for Staley, the Palmetto State has sent its players of the year to Columbia as Welch (2011), Asia Dozier (2012) and Alaina Coates (2013) have each earned the title during their high school careers.

2013-14 Award Watch

Alaina Coates

SEC Freshman of the Week (Nov. 11-17)

Aleighsa Welch

Preseason All-SEC First Team

Naismith Trophy Early Season Watch List

2013-14 Double-Doubles

Alaina Coates (2)

11/10	Louisiana Tech	12 pts/10 rebs
11/14	College of Charleston	11 pts/14 rebs

Aleighsa Welch (3)

11/10	Louisiana Tech	14 pts/10 rebs
11/14	College of Charleston	12 pts/17 rebs
11/20	at Clemson	17 pts/10 rebs

Future Faces of the Gamecocks

South Carolina head coach Dawn Staley is the process of reeling in what would be one of the most significant recruiting classes in program history. The class currently includes four future Gamecocks, including the No. 7, No. 32 and No. 44 rated players, according to ESPN. The group gives South Carolina the fourth-best signing class in the nation, according to ESPN, trailing just UCLA (five signees), Duke (4) and Connecticut (4).

Bianca Cuevas (5-6/Guard/Bronx, N.Y./Nazareth Regional) – Rated as eighth-best point guard and No. 44 player overall in Class of 2014 by ESPN ... Helped high school team to consecutive state titles ... Earned all-state honors three times ... Averaged 17.1 points, 2.0 assists and 3.8 steals as a junior.

Donyah Cliney (6-0/Guard/Newark, N.J./Malcolm X Shabazz) – Rated as high as No. 13 guard in Class of 2014 by ProspectNation.com ... Helped high school team to 33-1 record and the Group 2 State Championship as a junior ... Averaged 10.3 points and 1.3 assists last season ... Named honorable mention all-state ... Solid defender.

Kaydra Duckett (5-10/Guard/Columbia, S.C./Dreher) – Ranked No. 32 overall and No. 6 guard in Class of 2014 by ESPN ... Earned five-star status from ESPN ... Named all-state the last two seasons ... Named MVP at 2012 state tournament (sophomore) after guiding team to 3A state title ... Averaged 17.5 points, 2.3 assists and 3.4 steals as a junior.

Jatarie White (6-4/Post/Charlotte, N.C./Providence Day) – Ranked No. 7 overall and No. 1 post in Class of 2014 by ESPN ... Earned five-star status from ESPN ... Tabbed preseason All-America by The Sporting News this season ... Named Gatorade North Carolina Player of the Year in 2013 and is a three-time all-state selection ... Part of the last three of Providence Day's four straight state championships ... Averaged 19 points, 11 rebounds, three blocks and two steals as a junior ... Helped USA Basketball bring home the gold medal at the 2011 FIBA Americas U16 Championships, averaging 9.8 points and 6.8 rebounds at the event ... Is a former high school teammate of current Gamecock Tiffany Mitchell.

Miscellaneous Stats

Double-Doubles	2013-14	Career	Record
Aleighsa Welch	3	13	12-1
Alaina Coates	2	2	2-0
Tiffany Mitchell	0	2	2-0
Elem Ibiam	0	1	0-1

20+ Points	2013-14	Career	Record
Alaina Coates	3	3	3-0
Tiffany Mitchell	2	3	3-0
Aleighsa Welch	1	2	1-1

10+ Points	2013-14	Career	Record
Tiffany Mitchell	11	25	22-3
Aleighsa Welch	10	41	37-7
Elem Ibiam	8	15	12-3
Alaina Coates	7	7	7-0
Khadijah Sessions	4	10	9-1
Asia Dozier	4	6	5-1
Tina Roy	1	6	5-1
Wilka Montout	0	2	2-0

10+ Rebounds	2013-14	Career	Record
Aleighsa Welch	3	16	15-1
Alaina Coates	2	2	2-0
Tiffany Mitchell	0	5	4-1
Elem Ibiam	0	2	1-1
Asia Dozier	0	1	1-0

5+ Assists	2013-14	Career	Record
Khadijah Sessions	4	4	4-0
Tiffany Mitchell	3	3	3-0
Asia Dozier	2	3	3-0
Tina Roy	2	2	2-0
Olivia Gaines	1	1	1-0

5+ Steals	2013-14	Career	Record
Tiffany Mitchell	2	3	3-0
Tiffany Davis	0	1	1-0

5+ Blocks	2013-14	Career	Record
Elem Ibiam	1	3	3-0

Games Led Team In...

(Tied for team lead in each category included)

Scoring	2013-14	Career	Record
Aleighsa Welch	3	18	11-7
Tiffany Mitchell	3	10	9-1
Alaina Coates	3	3	3-0
Elem Ibiam	2	4	3-1
Asia Dozier	1	1	1-0
Khadijah Sessions	0	3	2-1
Tina Roy	0	2	2-0

Rebounding	2013-14	Career	Record
Aleighsa Welch	6	32	27-5
Alaina Coates	5	5	5-0
Elem Ibiam	4	9	9-0
Tiffany Mitchell	1	7	6-1

Assists	2013-14	Career	Record
Tiffany Mitchell	6	8	8-0
Khadijah Sessions	4	7	6-1
Asia Dozier	1	2	2-0
Tina Roy	1	2	2-0
Olivia Gaines	1	1	0-1
Aleighsa Welch	0	4	2-2

Be the Change

South Carolina head coach Dawn Staley has provided an extra challenge for her program with the "Be the Change" theme for this season. Reflecting on her career as she prepared for enshrinement into the Naismith Memorial Basketball Hall of Fame and traveling in Africa this summer, she discovered she wanted her team to embrace the importance of focusing on others. In Africa especially, she noted the significant impact even small acts can have on the world around her.

To that end, Staley has challenged her program and everyone who supports it to commit 50,000 random acts of kindness this season. The program has set up Twitter (@SC_WBB_RAoK) and Facebook (SC Women's Basketball Random Acts of Kindness) accounts to help keep track of everyone's contributions. Fans are encouraged to submit their acts to those accounts.

Intro Video Vibe

South Carolina's intro video features voices familiar to the Gamecock faithful as redshirt sophomore Tina Roy and sophomore Khadijah Sessions collaborated for the second-straight year on the song that sets up the Gamecocks' starting lineup. It is the third season that Roy has written a song that reflects the team, the program and its goals. After the first year's song was more just for the team, South Carolina head coach Dawn Staley encouraged Roy to create one to share center stage at home games in 2012-13, which she did with support and "beats" from her first-year teammate Sessions. It was such a hit with fans and spark for the team that the duo did it again this season.

Drive for 5

The Gamecocks launched their "Drive for 5" women's basketball ticket campaign this season. Inspired by head coach Dawn Staley's jersey number during her Naismith Hall of Fame playing career, the campaign looks to bring at least 5,000 fans to every Gamecock women's basketball game. The Gamecocks were well on their way early in the season, surpassing 4,000 season tickets issued for the season for the first time in the Staley era.

The Gamecocks are currently averaging 5,021 fans per home game this season, a number that ranks them third in the SEC.

Scoring Differentials

Largest lead in a win..... by 70 (99-29), 2nd-0:49 vs. Charleston Southern, 11/8/13

Largest deficit overcome to win..... by 9 (0-9), 1st-17:33 vs. College of Charleston, 11/14/13

Largest lead given up in a loss..... by 4 (10-6), 1st-14:55 vs. North Carolina, 12/18/13

Largest deficit in a loss..... by 13 (33-46), 2nd-16:02 vs. North Carolina, 12/18/13

Team Specialty Stats

South Carolina/Opponent

	Pts. in Paint	Pts. Off TOs	2nd Chance Pts	Fast Break Pts
11/8 CSU	70/6	40/5	23/6	32/4
11/10 LA Tech	38/18	13/12	19/8	20/8
11/14 CofC	28/18	8/9	23/10	6/5
11/17 SHU	34/30	11/8	9/10	20/6
11/20 at Clemson	40/10	13/10	21/4	12/2
11/23 at SDSU	30/26	33/11	14/1	12/2
11/25 at USC	42/28	20/19	13/6	8/10
12/2 NCCU	40/6	19/3	8/10	22/2
12/8 at Char.	44/30	19/2	14/4	6/5
12/18 vs. UNC	36/44	30/16	13/18	0/2
12/20 Winthrop	28/24	16/25	10/9	4/15
12/22 SC St.	34/12	23/13	18/4	12/8
12/28 Sav. St.				
1/2 at Arkansas				
1/5 Vandy				
1/9 Kentucky				
1/12 at Auburn				
1/16 at TAMU				
1/19 Alabama				
1/26 at Vandy				
1/30 Ole Miss				
2/2 Mizzou				
2/6 at Miss. St.				
2/9 Arkansas				
2/16 at LSU				
2/20 at Kentucky				
2/23 Florida				
2/28 Georgia				
3/2 at Tenn.				

Starters vs. Bench Points

	SC Starters	Opp. Starters	SC Bench	Opp. Bench
11/8 CSU	58	19	41	10
11/10 LA Tech	47	29	21	16
11/14 CofC	53	26	28	28
11/17 SHU	71	52	17	15
11/20 at Clemson	55	30	13	13
11/23 at SDSU	58	35	30	16
11/25 at USC	51	37	19	13
12/2 NCCU	57	16	32	11
12/8 at Char.	59	40	17	21
12/18 vs. UNC	62	63	4	11
12/20 Winthrop	60	51	7	10
12/22 SC St.	32	14	38	12
12/28 Sav. St.				
1/2 at Arkansas				
1/5 Vandy				
1/9 Kentucky				
1/12 at Auburn				
1/16 at TAMU				
1/19 Alabama				
1/26 at Vandy				
1/30 Ole Miss				
2/2 Mizzou				
2/6 at Miss. St.				
2/9 Arkansas				
2/16 at LSU				
2/20 at Kentucky				
2/23 Florida				
2/28 Georgia				
3/2 at Tenn.				

South Carolina's Record When...

	SEC Only	All
Record.....	0-0	11-1
Playing a ranked opponent.....	0-0	0-1
Playing at home	0-0	7-0
Playing on the road	0-0	4-0
Playing at neutral site	0-0	0-1
Leading at half	0-0	11-0
Trailing at half	0-0	0-1
Tied at half	0-0	0-0
Playing an overtime game	0-0	0-0
0 players score in double-figures	0-0	0-0
1 player scores in double-figures	0-0	1-0
2 players score in double-figures	0-0	0-0
3 players score in double-figures	0-0	2-1
4 players score in double-figures	0-0	5-0
5 players score in double-figures	0-0	3-0
Starters out-score opponent's starters	0-0	11-0
Opponent's starters score equal/more	0-0	0-1
Bench out-scores opponent's bench	0-0	7-0
Opponent's bench scores equal/more.....	0-0	4-1
Shooting 50% or better	0-0	6-0
Shooting between 40-49%	0-0	4-1
Shooting between 30-39%	0-0	1-0
Shooting less than 30%	0-0	0-0
Opponent shoots 50% or better.....	0-0	0-0
Opponent shoots between 40-49%	0-0	3-1
Opponent shoots between 30-39%	0-0	4-0
Opponent shoots less than 30%	0-0	4-0
Shooting better than opponent.....	0-0	11-0
Shooting worse than/equal to opponent	0-0	0-1
Having more FTs made than opponent	0-0	10-1
Having equal/less FTs made than opponent	0-0	1-0
Out-rebounding opponent.....	0-0	10-0
Having equal/less rebounds than opponent	0-0	1-1
Having more TOs than opponent	0-0	2-0
Having equal or less TOs than opponent.....	0-0	9-1
Attempting more FT than 3FG.....	0-0	10-1
Attempting equal/less FT than 3FG	0-0	1-0
Making 5 or more 3FGs.....	0-0	6-0
Making less than 5 3FGs.....	0-0	5-1
Making no 3 FGs.....	0-0	0-0
Attempting 15 or more 3FGs.....	0-0	6-0
Attempting less than 15 3FGs	0-0	5-1

	SEC Only	All
No South Carolina players foul out	0-0	9-1
One or more SC players foul out.....	0-0	2-0
Having 10 or more assists.....	0-0	11-0
Having less than 10 assists.....	0-0	0-1
Scoring more pts. in paint than opponent	0-0	11-0
Scoring equal/less pts. in paint than opp.	0-0	0-1
Scoring more pts. off TOs than opponent	0-0	9-1
Scoring equal/less pts. off TOs than opp.	0-0	2-0
Scoring more 2nd-chance pts.	0-0	9-0
Scoring equal/less 2nd-chance pts.....	0-0	2-1
Scoring more fast break pts.....	0-0	9-0
Scoring equal/less fast break pts.....	0-0	2-1
Wearing white uniforms	0-0	7-0
Wearing black uniforms	0-0	4-0
Wearing garnet uniforms.....	0-0	0-1
Playing in tournaments/classics	0-0	0-1
Playing on live television	0-0	5-0
Playing in November.....	0-0	7-0
Playing in December	0-0	4-1
Playing in January	0-0	0-0
Playing in February	0-0	0-0
Playing in March.....	0-0	0-0
Playing during the day.....	0-0	6-0
Playing at night	0-0	5-1
Playing on Sunday.....	0-0	4-0
Playing on Monday.....	0-0	2-0
Playing on Tuesday.....	0-0	0-0
Playing on Wednesday.....	0-0	1-1
Playing on Thursday.....	0-0	1-0
Playing on Friday	0-0	2-0
Playing on Saturday.....	0-0	1-0
Margin is 5 pts. or less.....	0-0	0-0
Margin is between 6-10.....	0-0	1-1
Margin is between 11-20.....	0-0	2-0
Margin is more than 20.....	0-0	8-0
Having a 20-pt. scorer.....	0-0	5-1
Having a 30-pt. scorer.....	0-0	0-0
Scoring 49 points or less.....	0-0	0-0
Scoring 50-59 points	0-0	0-0
Scoring 60-69 points.....	0-0	3-1
Scoring 70-79 points.....	0-0	4-0
Scoring 80-89 points.....	0-0	3-0
Scoring 90-99 points.....	0-0	1-0

2013-14 Team High / Low

South Carolina Highs	South Carolina Lows	Category	Opponent Lows	Opponent Highs
99 vs. Charleston Southern, 11/8	66 vs. North Carolina, 12/18	Points in Game	25, NC Central, 12/2	74, vs. North Carolina, 12/18
52 (1st) vs. Chas. Southern, 11/8	27 (1st) vs. North Carolina, 12/18 27 (1st) at Clemson, 11/20	Points in Half	12 (1st), SC State, 12/22 12 (2nd), NC Central, 12/2	39 (1st), vs. N. Carolina, 12/18 39 (1st), Seton Hall, 11/17
39 vs. Charleston Southern, 11/8	23 vs. North Carolina, 12/18	Field Goals Made	8, NC Central, 12/2	28, vs. North Carolina, 12/18
66 vs. C. of Charleston, 11/14	48 vs. Winthrop, 12/20 48 at Southern Cal, 11/25	Field Goal Attempts	48, at San Diego St., 11/23 48, at Clemson, 11/20	68, C. of Charleston, 11/14
.609 (39-64) vs. Chas. Sthrn., 11/8	.379 (25-66) vs. CofC, 11/14	FG Percentage	.160 (8-50), NC Central, 12/2	.459 (28-61), vs. UNC, 12/18
9 at San Diego St., 11/23	1 vs. North Carolina, 12/18	3-Point FG Made	1, NC Central, 12/2	6, Seton Hall, 11/17
9 vs. C. of Charleston, 11/14	1 at Charlotte, 12/8		1, at Southern Cal, 11/25 1, at San Diego St., 11/23	
28 vs. C. of Charleston, 11/14	6 at Charlotte, 12/8 6 at Southern Cal, 11/25 6 vs. Charleston Southern, 11/8	3-Point FG Attempts	7 at Clemson, 11/20 7, LA Tech, 11/10	23, Charleston Southern, 11/8
.500 (6-12) vs. Seton Hall, 11/17	.091 (1-11) vs. UNC, 12/18	3-Point FG Percentage	.071 (1-14), NC Central, 12/2	.571 (4-7), LA Tech, 11/10
.500 (3-6) vs. Chas. Sthrn., 11/8				
30 vs. Seton Hall, 11/17	8 vs. LA Tech, 11/10	Free Throws Made	0, SC State, 12/22	14, vs. North Carolina, 12/18
44 vs. Seton Hall, 11/17	22 vs. LA Tech, 11/10	Free Throw Attempts	2, SC State, 12/22	19, at Clemson, 11/20
.769 (20-26) at Sthrn. Cal, 11/25	.364 (8-22) vs. LA Tech, 11/10	FT Percentage	.000 (0-2), SC State, 12/22	.900 (9-10), Winthrop, 12/20
62 vs. C. of Charleston, 11/14	30 at San Diego St., 11/23	Rebounds	21, SC State, 12/22	43, vs. North Carolina, 12/18
25 vs. Charleston Southern, 11/8	6 vs. North Carolina, 12/18	Assists	4, Seton Hall, 11/17	13, Winthrop, 12/20
17 vs. Charleston Southern, 11/8	4 vs. Winthrop, 12/20	Steals	3, NC Central, 12/2	10, C. of Charleston, 11/14
12 vs. Charleston Southern, 11/8	3 at Southern Cal, 11/25	Blocked Shots	0, at Charlotte, 12/8	5, Charleston Southern, 11/8
20 vs. Winthrop, 12/20	7 vs. NC Central, 12/2	Turnovers	8, Seton Hall, 11/17	25, at San Diego St., 11/23 25, Charleston Southern, 11/8
18 vs. North Carolina, 12/18	1 vs. SC State, 12/22	Fouls	13, NC Central, 12/2	28, Seton Hall, 11/17
18 at Southern Cal, 11/25				
18 at San Diego St., 11/23				

2013-14 Individual Superlatives

Category	South Carolina	Opponent
Points in Game	23 by Alaina Coates vs. SC State, 12/22 23 by Aleighsa Welch vs. North Carolina, 12/18	24 by Tabatha Richardson-Smith, Seton Hall, 11/17
Points in Half	18 (2nd) by Aleighsa Welch at Charlotte, 12/8	15 (2nd) by Erica Williams, Winthrop, 12/20 15 (1st) by Tabatha Richardson-Smith, Seton Hall, 11/17
Field Goals Made	9 by Alaina Coates vs. Charleston Southern, 11/8	9 by Stephanie Mavunga, vs. North Carolina, 12/18
Field Goal Attempts	14 by Elem Ibiam at Charlotte, 12/8 14 by Alaina Coates vs. Charleston Southern, 11/8	22 by Ka-Deidre Simmons, Seton Hall, 11/17
FG Percentage	1.000 (7-7) by Alaina Coates vs. SC State, 12/22 1.000 (7-7) by Elem Ibiam vs. Charleston Southern, 11/8	.636 (7-11) by Erimma Amarikwa, at San Diego St., 11/23
3-Point FG Made	4 by Tiffany Mitchell vs. Winthrop, 12/20 4 by Asia Dozier at San Diego St., 11/23 4 by Asia Dozier vs. C. of Charleston, 11/14	5 by Tabatha Richardson-Smith, Seton Hall, 11/17
3-Point FG Attempts	10 by Asia Dozier, at San Diego St., 11/23	7 by Mykala Jones, SC State, 12/22 7 by Hillary Sigmon, at Charlotte, 12/8 7 by Erin Hall, College of Charleston, 11/14
3-Point FG Percentage	.800 (4-5) by Tiffany Mitchell vs. Winthrop, 12/20	.833 (5-6) by Tabatha Richardson-Smith, Seton Hall, 11/17
Free Throws Made	11 by Alaina Coates at San Diego St., 11/23	8 by Raquel Davis, NC Central, 12/2
Free Throw Attempts	15 by Alaina Coates at San Diego St., 11/23	10 by Rquel Davis, NC Central, 12/2
FT Percentage	1.000 (9-9) by Alaina Coates vs. SC State, 12/22	1.000 (4-4) by Dequesha McClanahan, Winthrop, 12/20 1.000 (4-4) by Ariya Crook, at Southern Cal, 11/25
Rebounds	17 by Aleighsa Welch vs. C. of Charleston, 11/14	12 by Stephanie Mavunga, vs. North Carolina, 12/18
Assists	8 by Tiffany Mitchell at San Diego St., 11/23	8 by Dequesha McClanahan, Winthrop, 12/20
Steals	5 by Tiffany Mitchell at Southern Cal, 11/25 5 by Tiffany Mitchell vs. Charleston Southern, 11/8	4 by Deajanae Scurry, at San Diego St., 11/23 4 by Whitney Frazier, La Tech, 11/10
Blocked Shots	5 by Elem Ibiam vs. Charleston Southern, 11/8	4 by Monique Maximilien, Charleston Southern, 11/8
Turnovers	6 by Tiffany Davis vs. Winthrop, 12/20 6 by Tiffany Mitchell vs. Winthrop, 12/20 6 by Tiffany Mitchell at Southern Cal, 11/25	7 by Kourtney Williams, SC State, 12/22 7 by Ahjalee Harvey, at San Diego St., 11/23
Minutes Played	39 by Asia Dozier, Winthrop, 12/20	40 by Erica Williams, Winthrop, 12/20 40 by Ny Hammond, at Charlotte, 12/8 40 by Jillian Brown, College of Charleston, 11/14

Staley Era Team Records

Italics indicates set in 2013-14

Scoring

Most	Points
1. vs. <i>Charleston Southern</i> , 11/8/13	99
2. at Clemson, 11/19/09	92
3. at <i>San Diego State</i> , 11/23/13	88
vs. <i>Seton Hall</i> , 11/17/13	88
5. vs. North Carolina, 12/20/09	85

Fewest	Points
1. at Stanford, 11/26/10	32
2. vs. Georgia, 3/4/11	34
3. vs. Mississippi State, 3/5/09	39
4. at Georgia, 1/13/13	40
5. at Mississippi State, 2/26/09	41

Fewest Allowed	Points
1. vs. South Carolina State, 12/14/11	21
2. vs. Presbyterian, 11/27/11	24
3. vs. <i>SC State</i> , 12/22/13	26
4. vs. <i>NC Central</i> , 12/2/13	27
5. vs. <i>Charleston Southern</i> , 11/8/13	29

Most Allowed	Points
1. at Clemson, 11/19/09	94
2. vs. North Carolina, 12/20/09	93
3. vs. Xavier, 11/12/10	84
4. at Tennessee, 2/17/11	82
at Florida, 2/22/09	82

Margin of Outcome

Victory	Score	Margin
1. vs. <i>Charleston Southern</i> , 11/8/13	99-29	+70
2. vs. <i>NC Central</i>	79-27	+52
3. vs. <i>SC State</i> , 12/14/11	66-21	+45
4. vs. <i>SC State</i> , 12/22/13	70-26	+44
5. vs. Furman, 12/11/11	72-33	+39

Defeat	Score	Margin
1. at Stanford, 11/26/10	32-70	-38
2. vs. Georgia, 3/4/11	34-66	-32
3. vs. Stanford, 12/19/08	47-78	-31
4. at Penn State, 11/21/10	48-78	-30
5. vs. Connecticut, 12/28/08	48-77	-29

Field Goals

Made	FGM
1. vs. <i>Charleston Southern</i> , 11/8/13	39
2. vs. North Carolina, 12/20/09	34
at Clemson, 11/19/09	34
4. vs. North Carolina, 12/18/11	33
5. vs. Eastern Michigan, 3/17/12	32

Attempts	FGA
1. vs. Penn State, 11/20/11	76
2. at Clemson, 11/19/09	74
3. vs. Tennessee, 1/20/11	73
4. vs. Kansas, 3/25/13	72
5. vs. NC State, 12/13/09	71

Highest Percentage (Min. 40 FGA)	FGM-A	Pct
1. vs. <i>Charleston Southern</i> , 11/8/13	39-64	.609
2. at Alabama, 1/10/10	31-52	.596
3. vs. <i>NC Central</i> , 12/2/13	31-53	.585
4. vs. <i>Seton Hall</i> , 11/17/13	26-45	.578
5. at Kentucky, 2/14/13	28-50	.560

Lowest Percentage (Min. 40 FGA)	FGM-A	Pct
1. at Stanford, 11/26/10	12-55	.218
2. vs. Georgia, 3/4/11	12-52	.231
3. at Florida, 1/20/13	15-64	.234
4. at Kentucky, 2/5/09	13-55	.236
5. at Georgia, 1/2/11	13-54	.241

Lowest Percentage Allowed	FGM-A	Pct
1. vs. South Carolina State, 12/14/11	6-48	.125
2. vs. <i>NC Central</i> , 12/2/13	8-50	.160
3. vs. <i>Charleston Southern</i> , 11/8/13	10-54	.185
4. vs. Hampton, 11/22/12	11-57	.193
5. vs. Furman, 12/9/12	11-46	.239
vs. Clemson, 11/18/12	11-46	.239

Highest Percentage Allowed	FGM-A	Pct
1. vs. Connecticut, 12/28/08	35-62	.565
vs. Florida, 1/9/11	26-46	.565
3. vs. Xavier, 11/12/10	34-61	.557
4. at Kentucky, 1/13/11	30-55	.545
5. vs. Vanderbilt, 2/27/11	27-50	.540

3-Point Field Goals

Made	3FGM
1. at <i>San Diego State</i> , 11/23/13	9
vs. <i>College of Charleston</i> , 11/14/13	9
vs. Savannah State, 11/15/12	9
at Arkansas, 2/6/11	9
at Ole Miss, 1/16/11	9
vs. North Carolina, 12/18/11	9
vs. Ole Miss, 1/26/12	9

Attempts	3FGA
1. vs. Penn State, 11/20/11	29
2. vs. <i>College of Charleston</i> , 11/14/13	28
vs. North Carolina, 12/19/10	28
4. vs. Savannah State, 11/15/12	25
at Ole Miss, 1/16/11	25

Percentage (Min. 5 3FGA)	3FGM-A	Pct
1. vs. Western Carolina, 12/29/12	6-9	.667
at Alabama, 1/10/10	8-12	.667
vs. Charlotte, 12/21/08	8-12	.667
4. vs. Florida, 2/12/12	8-13	.615
5. at Alabama, 2/19/12	5-9	.556

Free Throws

Made	FTM
1. at Mississippi State, 1/6/13	32
2. vs. <i>Seton Hall</i> , 11/17/13	30
3. vs. <i>SC State</i> , 12/21/12	27
4. at Ole Miss, 1/22/09	26
5. at <i>Charlotte</i> , 12/8/13	25

Attempts	FTA
1. at Mississippi State, 1/6/13	50
2. vs. <i>Seton Hall</i> , 11/17/13	44
vs. <i>SC State</i> , 12/21/12	44
4. vs. <i>College of Charleston</i> , 11/14/13	42
5. at Xavier, 11/30/11	38

Percentage (Min. 10 FTA)	FTM-A	Pct
1. vs. Auburn, 1/2/09	23-26	.885
2. vs. San Diego State, 11/28/09	14-16	.875
3. at Tennessee, 1/7/10	10-12	.833
4. at Auburn, 2/4/10	9-11	.818
5. vs. Davidson, 11/24/08	13-16	.813

Rebounding

Total	Rebs
1. vs. <i>College of Charleston</i> , 11/14/13	62
2. at Florida, 1/20/13	59
3. vs. Hampton, 11/22/12	57
4. at Alabama, 2/7/13	53
vs. Elon, 11/9/12	53
vs. Brown, 12/29/09	53

Offensive	ORebs
1. vs. Elon, 11/9/12	29
2. vs. College of Charleston, 11/23/11	27
3. vs. Kansas, 3/25/13	26
at Florida, 1/20/13	26
4. vs. Savannah State, 11/15/12	25
vs. Penn State, 11/20/11	25
at Penn State, 11/21/10	25

Defensive	DRebs
1. vs. <i>College of Charleston</i> , 11/14/13	39
vs. Hampton, 11/22/12	39
3. vs. Charlotte, 11/16/09	35
4. at Florida, 1/20/13	33
at Ole Miss, 1/22/09	33

Margin	Rebs	Margin
1. at Alabama, 2/7/13	53-24	+29
2. vs. <i>SC State</i> , 12/22/13	47-21	+26
vs. Florida Gulf Coast, 11/23/12	46-20	+26
4. vs. Hampton, 11/22/12	57-32	+25
5. vs. <i>College of Charleston</i> , 11/14/13	62-38	+24
vs. Savannah State, 11/15/12	50-26	+24

Assists

Game	Assists
1. vs. <i>Charleston Southern</i> , 11/8/13	25
2. at <i>San Diego State</i> , 11/23/13	24
3. vs. Eastern Michigan, 3/17/12	22
4. vs. <i>NC Central</i> , 12/2/13	20
at Louisiana Tech, 11/12/12	20
vs. Alabama, 2/15/09	20

Steals

Game	Steals
1. vs. Furman, 12/11/11	21
2. vs. <i>Charleston Southern</i> , 11/8/13	17
3. vs. NC State, 12/12/10	16
vs. USC Upstate, 12/16/08	16
5. vs. Furman, 12/9/12	15
vs. High Point, 12/2/09	15
vs. Davidson, 11/24/08	15

Blocked Shots

Game	Blocks
1. vs. <i>Charleston Southern</i> , 11/14/13	12
2. vs. Eastern Michigan, 3/17/12	11
vs. Furman, 12/11/11	11
4. vs. <i>Seton Hall</i> , 11/17/13	9
vs. Furman, 12/9/12	9
at NC State, 12/4/11	9
vs. Alabama A&M, 11/14/11	9

Turnovers

Fewest	TOs
1. at Tennessee, 2/2/12	4
2. at Missouri, 2/28/13	5
vs. Georgia, 3/2/12	5
vs. Ole Miss, 3/3/11	5
5. vs. Stanford, 12/19/12	7
at Louisiana Tech, 11/12/12	7
vs. Tennessee, 3/3/12	7

Most	TOs
1. at Wake Forest, 12/3/08	32
2. vs. Hampton, 11/22/12	29
vs. Kentucky, 1/15/12	29
4. at Kentucky, 1/13/11	28
5. vs. Jacksonville, 12/30/08	26

The Last Time ...

Individual

Scored 50 Points

South Carolina 51, Jocelyn Penn vs. Stetson, 1/4/03
Opponent Never

Scored 40 Points

South Carolina 51, Jocelyn Penn vs. Stetson, 1/4/03
Opponent 46, Cornelia Gayden, LSU, 1/14/95

Scored 30 Points

South Carolina 30, Ieasia Walker vs. Clemson, 11/18/10
Opponent 32, LaQueta Ferguson, Florida International, 11/25/07

Grabbed 20 Rebounds

South Carolina 25, Kelsey Bone vs. Boston University, 12/28/09
Opponent 24, Courtney Paris, Oklahoma, 12/30/07

Grabbed 15 Rebounds

South Carolina 17, Aleighsa Welch vs. College of Charleston, 11/14/13
Opponent 15, Kelsey Bone, Texas A&M, 2/10/13

Two Players with 20 or More Points

South Carolina La'Keisha Sutton 21/Markeshia Grant 20 vs. North Carolina, 12/18/11
Opponent Monica Engelmann 27/Angel Goodrich 20, Kansas, 3/25/13

Two Players with 10 or More Rebounds

South Carolina Aleighsa Welch 17/Alaina Coates 14 vs. College of Charleston, 11/14/13
Opponent Quistelle Williams 10/Berna Calli 10, Arkansas, 1/27/13

Had 10 Assists

South Carolina 10, Samone Kennedy at Florida, 2/24/08
Opponent 11, Marneshia Richard, Mississippi State, 1/21/07

Had Five Steals

South Carolina 5, Tiffany Mitchell at Southern Cal, 11/25/13
Opponent 5, Sam Ramirez, Appalachian State, 3/16/11

Had Five Blocked Shots

South Carolina 5, Elem Ibiam vs. Charleston Southern, 11/8/13
Opponent 7, Isabelle Harrison, Tennessee, 1/3/13

Had a Double-Double

South Carolina Aleighsa Welch (17 pts/10 rebs) at Clemson, 11/20/13
Opponent Stephanie Mavunga (20 pts/12 rebs), vs. North Carolina, 12/18/13

Two Players had a Double-Double

South Carolina Aleighsa Welch (12 pts/17 rebs)/Alaina Coates (11 pts/14 rebs) vs. College of Charleston, 11/14/13
Opponent Chiney Ogwumike (11 pts/10 rebs)/Nnemkadi Ogwumike (39 pts/10 rebs), Stanford, 3/24/12

Three Players had a Double-Double

South Carolina Ashley Bruner (16 pts/12 rebs)/Aleighsa Welch (16 pts/ 11 rebs)/Elem Ibiam (12 pts/10 rebs) vs. Kansas, 3/25/13
Opponent Merlakia Jones (26 pts/10 rebs)/Takilya Davis (19 pts/13 rebs)/DeLisha Milton (14 pts/15 rebs), at Florida, 2/20/94

Had a Triple-Double

South Carolina Iva Sliskovic (18 pts, 15 rebs, 10 assts) vs. High Point, 12/20/06
Opponent Never

Team

Scored 100 Points

South Carolina 102 vs. North Carolina A&T, 3/21/08
Opponent 103, Clemson, 11/21/03

Won by 30 or More Points

South Carolina 79-27 (52) vs. NC Central, 12/2/13
Opponent 66-34 (32), Georgia, 3/4/11

Shot 65% or Better from the Field

South Carolina .652 (45-69) vs. East Tennessee State, 12/19/00
Opponent Never

Shot 60% or Better from the Field

South Carolina .609 (39-64) vs. Charleston Southern, 11/8/13
Opponent .604 (29-48), Vanderbilt, 1/18/01

Shot 50% or Better from the Field

South Carolina .500 (24-48) vs. Winthrop, 12/20/13
Opponent .535 (23-43), Missouri, 2/28/13

No Players in Double-Figure Points

South Carolina at Auburn, 1/19/12
Opponent SC State, 12/22/13

Five Players in Double-Figure Points

South Carolina vs. Seton Hall, 11/17/13
Opponent Arkansas, 2/14/10

Faced AP Top-25 Opponent

Win 55-50 vs. No. 5 Kentucky, 1/24/13
Loss 66-74 vs. No. 14 North Carolina, 12/18/13

Faced AP Top-10 Opponent

Win 55-50 vs. No. 5 Kentucky, 1/24/13
Loss 78-74 at No. 7 Kentucky, 2/14/13

Faced AP Top-5 Opponent

Win 55-50 vs. No. 5 Kentucky, 1/24/13
Loss 49-53 vs. No. 1 Stanford, 12/19/12

Faced AP No. 1 Team

Win Never
Loss 49-53 vs. No. 1 Stanford, 12/19/12

Overtime Game

Win 58-55 vs. Drexel, 11/28/12
Loss 60-74 vs. Vanderbilt, 2/27/11

Double-Overtime Game

Win 92-91 at Florida State, 2/4/91
Loss 92-94 at Clemson, 11/19/09

South Carolina Was Ranked (AP Poll)

AP No. 1 Never
AP Top 10 No. 10, 12/16/13
AP Top 25 No. 13, 12/23/13



ALAINA COATES

**6-4
Freshman
Center
Irmo, S.C.
Dutch Fork**

#41

Miscellaneous Stats

	Season	Career
Double-Double	2	2
20+ Points	3	3
10+ Points	7	7
10+ Rebounds	2	2
Tm-High Pts.	3	3
Tm-High Rebs.	5	5

- Has played in 12 games, including one start (LA Tech)
- Ranks among SEC's top 15 in blocks (5th) and rebounding (15th)
- Has led the team in scoring three times (Charleston Southern, at San Diego St., SC State)
- Has led the team in rebounding five times (LA Tech, Seton Hall, at San Diego St., at USC, NC Central)
- Posted program's only perfect shooting night by a freshman (minimum five attempts each), hitting 7-of-7 from the field and 9-of-9 free throws against SC State (Dec. 22), with field goal performance tying for fourth in Colonial Life Arena history
- Hit 7-of-8 shots against NC Central (Dec. 2), tied for third-best single-game percentage by a freshman in program history
- Scored 17 of her career-high 21 points at San Diego State (Nov. 23) in the second half, including a personal 7-0 run late in the game
- Made 11 free throws at San Diego State (Nov. 23), second-most by a Gamecock freshman in school history while her 15 attempts tied the freshman record
- Named SEC Freshman of the Week (Nov. 18) after averaging a double-double in two games (CofC, Seton Hall)
- Swatted four blocks against Seton Hall (Nov. 17) to tie for fourth all-time among Gamecock freshmen
- Grabbed 14 rebounds against CofC (Nov. 14), 10 in the second half, to tie for third in school history among freshmen, one shy of the freshman school record

2013-14 Game-by-Game

Opponent	Date	GS	MIN	FG-A	3FG-A	FTA	Reb	PF	A	TO	B	S	TP
Chas. Sthrn.	11/08	17	9-14	0-0	2-2	4-3-7	2	1	2	1	20		
LA Tech	11/10	*	19	6-10	0-0	0-3	5-5-10	3	0	0	0	0	12
CofC	11/14		13	3-6	0-0	5-9	5-9-14	2	0	1	3	0	11
Seton Hall	11/17		19	4-5	0-0	2-6	3-5-8	3	1	0	4	1	10
at Clemson	11/20		15	2-5	0-0	5-8	1-5-6	4	0	1	1	2	9
at San Diego State	11/23		22	5-6	0-0	11-15	1-7-8	4	0	0	1	0	21
at USC	11/25		17	4-7	0-0	0-1	1-8-9	4	0	2	0	1	8
NC Central	12/02		22	7-8	0-0	1-2	2-5-7	3	1	1	2	1	15
at Charlotte	12/08		12	0-4	0-0	2-2	2-2-4	0	0	0	2	0	2
vs. N. Carolina	12/18		9	0-0	0-0	0-0	0-1-1	1	0	1	1	0	0
Winthrop	12/20		8	1-2	0-0	1-2	3-0-3	1	0	4	1	0	3
SC State	12/22		17	7-7	0-0	9-9	0-5-5	0	1	3	3	0	23
Savannah St.	12/28												
at Arkansas*	01/02												
Vanderbilt*	01/05												
Kentucky*	01/09												
at Auburn*	01/12												
at Texas A&M*	01/16												
Alabama*	01/19												
at Vanderbilt*	01/26												
Ole Miss*	01/30												
Missouri*	02/02												
at Miss. State*	02/06												
Arkansas*	02/09												
at LSU*	02/16												
at Kentucky*	02/20												
Florida*	02/23												
Georgia*	02/27												
at Tennessee*	03/02												

Career Highs – All Games

Pts 23 vs SC State, 12/22/13
 FG 9 vs. Chas. Southern, 11/8/13
 FGA..... 14 vs. Chas. Southern, 11/8/13
 FG %..... 1.00 (7-7) vs SC State, 12/22/13
 FT..... 11 at San Diego St., 11/23/13
 FTA..... 15 at San Diego St., 11/23/13
 FT %..... 1.00 (9-9), vs. SC State, 12/22/13
 Rebs..... 14 vs. CofC, 11/14/13
 Off Rebs.. 5, 2x, last vs. CofC., 11/14/13
 Def Rebs..... 9 vs. CofC., 11/14/13
 Blks 4 vs. Seton Hall, 11/17/13
 Stls..... 2 at Clemson, 11/20/13
 Assts..... 1, 4x, last vs SC State, 12/22/13
 Min.... 22, 2x, last vs. NCCU, 12/2/13

Season Highs – All Games

Pts 23 vs. SC State, 12/22
 FG 9 vs. Charleston Southern, 11/8
 FGA..... 14 vs. Chas. Southern, 11/8
 FG %..... 1.00 (7-7) vs SC State, 12/22
 FT..... 11 at San Diego St., 11/23
 FTA..... 15 at San Diego St., 11/23
 FT % 1.00 (9-9), vs. SC State, 12/22
 Rebs..... 14 vs. C. of Charleston, 11/14
 Off Rebs 5, 2x, last vs. CofC, 11/14
 Def Rebs..... 9 vs. CofC, 11/14
 Blks 4 vs. Seton Hall, 11/17
 Stls..... 2 at Clemson, 11/20
 Assts..... 1, 4x, last vs. SC State, 12/22
 Min..... 22, 2x, last vs. NCCU, 12/2

Career – SEC Games

Pts
 FG
 FGA
 FG %.....
 FT
 FTA
 FT %.....
 Rebs.....
 Off Rebs
 Def Rebs.....
 Blks
 Stls.....
 Assts
 Min.....

Season Highs – SEC Games

Pts
 FG
 FGA
 FG %.....
 FT
 FTA
 FT %
 Rebs.....
 Off Rebs
 Def Rebs.....
 Blks
 Stls.....
 Assts
 Min.....

Career Stats at South Carolina

Year	GP	GS	Min	Avg	FG	FGA	Pct	3FG	FGA	Pct	FT	FTA	Pct	Off	Def	Tot	Avg	PF	FO	A	TO	Blk	Stl	Pts	Avg
2013-14	12	1	190	15.8	48	74	.649	0	0	—	38	59	.644	27	55	82	6.8	27	0	4	14	20	6	134	11.2



TIFFANY DAVIS

5-7
R-Freshman
Guard
Houston, Texas
Westbury Christian

#15

Miscellaneous Stats

	Season	Career
Double-Double	0	0
10+ Points	0	0
5+ Assists	0	0
5+ Steals	0	1
Tm-High Pts.	0	0
Tm-High Assts.	0	0

- Has played in 10 games, including two starts
- Posted her most productive start against SC State (Dec. 22), scoring six points and matching career high with three assists
- Drew first career start against Winthrop (Dec. 20), taking over point guard duties from the injured Khadijah Sessions
- Returned to action at Charlotte (Dec. 8) after recovering from shoulder injury, playing a steady eight minutes
- Matched her career high with three assists in just three minutes at San Diego State (Nov. 23) before a first-half shoulder injury ended her game
- Scored a career-high seven points against College of Charleston (Nov. 14), hitting 2-of-4 from the field, including a 3-pointer, while dishing out three assists
- Returned from knee surgery last season to score five points on 2-of-3 shooting in the season opener against Charleston Southern (Nov. 8)

2013-14 Game-by-Game

Opponent	Date	GS	MIN	FG-A	3FG-A	FTA	Reb	PF	A	TO	B	S	TP
Chas. Sthrn.	11/08	16	2-3	0-0	1-3	1-1-2	1	1	2	1	0	5	
LA Tech	11/10	10	1-4	1-4	0-0	1-1-2	0	1	2	0	1	3	
CofC	11/14	19	2-4	1-2	2-2	0-1-1	0	3	2	0	1	7	
Seton Hall	11/17	5	0-0	0-0	0-0	0-1-1	0	0	1	0	0	0	
at Clemson	11/20	10	0-0	0-0	0-0	0-0-0	0	1	0	0	0	0	
at San Diego State	11/23	3	0-1	0-0	0-0	0-0-0	0	3	0	0	0	0	
at USC	11/25												— DNP (Injury) —
NC Central	12/02												— DNP (Injury) —
at Charlotte	12/08	8	0-0	0-0	0-0	0-0-0	1	0	1	0	0	0	
vs. N. Carolina	12/18	7	0-1	0-0	0-0	0-0-0	0	0	0	0	0	0	
Winthrop	12/20	*	26	1-5	1-5	0-4-4	2	2	6	0	1	3	
SC State	12/22	*	15	2-6	2-2	0-0	0-1-1	0	3	3	0	1	6
Savannah St.	12/28												
at Arkansas*	01/02												
Vanderbilt*	01/05												
Kentucky*	01/09												
at Auburn*	01/12												
at Texas A&M*	01/16												
Alabama*	01/19												
at Vanderbilt*	01/26												
Ole Miss*	01/30												
Missouri*	02/02												
at Miss. State*	02/06												
Arkansas*	02/09												
at LSU*	02/16												
at Kentucky*	02/20												
Florida*	02/23												
Georgia*	02/27												
at Tennessee*	03/02												

Career Highs – All Games

Pts 7 vs. C. of Charleston, 11/14/13
FG 2, 4x, last vs. SC State, 12/22/13
FGA 6 vs. SC State, 12/22/13
FG %667 (2-3) vs. Char. Sthrn., 11/8/13
3FG ... 1, 4x, last vs. Winthrop, 12/20/13
3FGA 2 vs. SC State, 12/22/13
3FG % 1.00 (2-2) vs. SC State, 12/22/13
FT 2, 2x, last vs. CofC, 11/14/13
FTA 3 vs. Chas. Southern, 11/8/13
FT % 1.00 (2-2), 2x, last vs. CofC, 11/14/13
Rebs 4 vs. Winthrop 12/20/13
Off Rebs 4 vs. Winthrop 12/20/13
Def Rebs 2 vs. Elon, 11/9/12
Stls 5 vs. Elon, 11/9/12
Assts 3, 4x, last vs. SC State, 12/22/13
Min 26 vs. Winthrop, 12/20/13

Career – SEC Games

Pts
FG
FGA
FG %
3FG
3FGA
3FG %
FT
FTA
FT %
Rebs
Off Rebs
Def Rebs
Stls
Assts
Min

Season Highs – All Games

Pts 7 vs. C. of Charleston, 11/14
FG 2, 4x, last vs. SC State, 12/22
FGA 6 vs. SC State, 12/22
FG %667 (2-3) vs. Char. Sthrn., 11/8
3FG 2 vs. SC State, 12/22
3FGA 5 vs. Winthrop, 12/20
3FG % 1.00 (2-2) vs. SC State, 12/22
FT 2, 2x, last vs. CofC, 11/14
FTA 3 vs. Chas. Southern, 11/8
FT % 1.00 (2-2), 2x, last vs. CofC, 11/14
Rebs 4 vs. Winthrop 12/20
Off Rebs 4 vs. Winthrop 12/20
Def Rebs ... 1, 4x, last vs. Seton Hall, 11/17
Stls 1, 4x, last vs. SC State, 12/22
Assts 3, 3x, last vs. SC State, 12/22
Min 26 vs. Winthrop, 12/20

Season Highs – SEC Games

Pts
FG
FGA
FG %
3FG
3FGA
3FG %
FT
FTA
FT %
Rebs
Off Rebs
Def Rebs
Stls
Assts
Min

Career Stats at South Carolina

Year	GP	GS	Min	Avg	FG	FGA	Pct	3FG	FGA	Pct	FT	FTA	Pct	Off	Def	Tot	Avg	PF	FO	A	TO	Blk	Stl	Pts	Avg
2012-13	3	0	40	13.3	4	8	.500	1	4	.250	3	4	.750	1	3	4	1.3	1	0	4	2	0	5	12	4.0
2013-14	10	2	119	11.9	8	24	.333	5	13	.385	3	5	.600	2	9	11	1.1	4	0	14	17	1	4	24	2.4
Career Totals	13	2	159	12.2	12	32	.375	6	17	.353	6	9	.667	3	12	15	1.1	6	0	18	19	1	9	36	2.8



ASIA DOZIER

6-0
Sophomore
Guard/Forward
Columbia, S.C.
Spring Valley

#31

Miscellaneous Stats

	Season	Career
Double-Double	0	0
10+ Points	4	6
10+ Rebounds	0	1
5+ Assists	2	3
Tm-High Pts.	1	1
Tm-High Assts.	1	2

- Has played in every game this season, starting 11
- Has led the team in scoring one time (CofC)
- Had led the team in assists one time (at Charlotte)
- Netted three 3s en route to 13 points and handed out five assists in 39 minutes, playing huge role in staving off second-half Winthrop (Dec. 20) rally
- Responded well to coming off the bench at Charlotte (Dec. 8), contributing in every category – 10 points, four assists, five rebounds, two steals in 32 minutes
- Scored all of her career-high 16 points at San Diego State (Nov. 23) in the first half, hitting 3-of-6 3s in her 17 minutes before halftime
- Posted a career-high 16 points against College of Charleston (Nov. 14) to lead the team in scoring for first time in her career

2013-14 Game-by-Game

Opponent	Date	GS	MIN	FG-A	3FG-A	FTA	Reb	PF	A	TO	B	S	TP
Chas. Sthrn.	11/08	*	17	1-3	0-0	2-2	2-1-3	1	5	1	1	2	4
LA Tech	11/10	*	21	3-5	1-1	0-0	0-1-1	1	0	3	0	0	7
CofC	11/14	*	25	6-12	4-8	0-0	0-2-2	1	3	1	0	0	16
Seton Hall	11/17	*	27	2-6	2-4	0-0	0-4-4	2	2	3	0	2	6
at Clemson	11/20	*	30	2-9	0-5	0-1	3-6-9	3	0	2	0	0	4
at San Diego State	11/23	*	28	5-13	4-10	2-2	3-0-3	2	0	2	0	2	16
at USC	11/25	*	25	1-4	0-1	2-2	0-2-2	1	2	3	0	0	4
NC Central	12/02	*	18	2-3	1-2	1-2	0-2-2	0	1	0	0	0	6
at Charlotte	12/08		32	4-7	0-1	2-3	2-3-5	1	4	5	1	2	10
vs. N. Carolina	12/18	*	21	1-3	0-2	1-2	1-2-3	4	1	2	0	0	3
Winthrop	12/20	*	39	4-9	3-7	2-4	0-2-2	1	5	2	0	0	13
SC State	12/22	*	20	1-5	1-4	1-2	0-0-4	0	3	1	0	1	4
Savannah St.	12/28												
at Arkansas*	01/02												
Vanderbilt*	01/05												
Kentucky*	01/09												
at Auburn*	01/12												
at Texas A&M*	01/16												
Alabama*	01/19												
at Vanderbilt*	01/26												
Ole Miss*	01/30												
Missouri*	02/02												
at Miss. State*	02/06												
Arkansas*	02/09												
at LSU*	02/16												
at Kentucky*	02/20												
Florida*	02/23												
Georgia*	02/27												
at Tennessee*	03/02												

Career Highs – All Games

Pts 16, 2x, last at San Diego St., 11/23/13
FG 6 vs. C. of Charleston, 11/14/13
FGA..... 13 at San Diego St., 11/23/13
FG %... 1.00 (4-4) at Kentucky, 2/14/13
3FG... 4, 2x, last at San Diego St., 11/23/13
3FGA..... 10 at San Diego St., 11/23/13
3FG %... 1.00 (2-2) at Kentucky, 2/14/13
FT..... 4 vs. Elon, 11/9/12
FTA..... 7 vs. Elon, 11/9/12
FT%.. 1.00 (2-2), 4x, last at USC, 11/25/13
Rebs..... 10 vs. Elon, 11/9/12
Off Rebs 4 vs. Elon, 11/9/12
Def Rebs.. 6, 2x, last at Clemson, 11/20/13
Blks..... 1, 6x, last at Charlotte, 12/8/13
Stls..... 2, 5x, last at Charlotte, 12/8/13
Assts.... 5, 3x, last vs. Winthrop, 12/20/13
Min..... 39 vs Winthrop, 12/20/13

Season Highs – All Games

Pts .. 16, 2x, last at San Diego St., 11/23/13
FG 6 vs. C. of Charleston, 11/14/13
FGA..... 13 at San Diego St., 11/23/13
FG %... .600 (3-5) vs. LA Tech, 11/10/13
3FG.. 4, 2x, last at San Diego St., 11/23/13
3FGA..... 10 at San Diego St., 11/23/13
3FG %..... .500 (4-8) vs. CofC, 11/14/13
FT..... 2 vs. Winthrop, 12/20/13
FTA..... 4 vs Winthrop, 12/20/13
FT%.. 1.00 (2-2), 3x, last at USC, 11/25/13
Rebs..... 9 at Clemson, 11/20/13
Off Rebs.. 3, 2x, last at San Diego St., 11/23/13
Def Rebs..... 6 at Clemson, 11/20/13
Blks..... 1, 2x, last at Charlotte, 12/8/13
Stls..... 2, 4x, last at Charlotte, 12/8/13
Assts 5, 2x, last vs. Winthrop, 12/20/13
Min..... 39 vs. Winthrop, 12/20/13

Career – SEC Games

Pts 10 at Kentucky, 2/14/13
FG 4 at Kentucky, 2/14/13
FGA..... 10 vs. Ole Miss, 2/17/13
FG %.. 1.00 (4-4) at Kentucky, 2/14/13
3FG 2 at Kentucky, 2/14/13
3FGA..... 6 at Ole Miss, 2/17/13
3FG %... 1.00 (2-2) at Kentucky, 2/14/13
FT..... 1 at Mississippi State, 1/6/13
FTA..... 2 at Mississippi State, 1/6/13
FT %... .500 (1-2) at Miss. State, 1/6/13
Rebs..... 6 at Ole Miss, 2/17/13
Off Rebs..... 2 at Ole Miss, 2/17/13
Def Rebs.... 4, 2x, last at Ole Miss, 2/17/13
Blks 1 at Mississippi State, 1/6/13
Stls..... 1 at Alabama, 2/7/13
Assts 2 at Florida, 1/20/13
Min..... 20 vs. Vanderbilt, 1/10/13

Season Highs – SEC Games

Pts
FG
FGA.....
FG %.....
3FG
3FGA.....
3FG %.....
FT.....
FTA.....
FT %.....
Rebs.....
Off Rebs.....
Def Rebs.....
Blks.....
Stls.....
Assts.....
Min.....

Career Stats at South Carolina

Year	GP	GS	Min	Avg	FG	FGA	Pct	3FG	FGA	Pct	FT	FIA	Pct	Off	Def	Tot	Avg	PF	FO	A	TO	Blk	Stl	Pts	Avg
2012-13	31	0	398	12.8	28	134	.209	16	91	.176	11	24	.458	19	42	61	2.0	35	1	25	20	4	8	83	2.7
2013-14	12	11	303	25.3	32	79	.405	16	45	.356	13	20	.650	11	29	40	3.3	17	0	26	25	2	9	93	7.8
Career Totals	43	11	701	16.3	60	213	.282	32	136	.235	24	44	.545	30	71	101	2.3	52	1	51	45	6	17	176	4.1



INDIA FARMER

6-0
Freshman
Forward
North Myrtle Beach, S.C.
North Myrtle Beach

#0

Miscellaneous Stats

	Season	Career
Double-Double	0	0
10+ Points	0	0
10+ Rebounds	0	0
5+ Blocks	0	0
Tm-High Pts.	0	0
Tm-High Rebs.	0	0

- Has played in six games
- Scored her first career points on a 3-pointer against NC Central (Dec. 2), also snagging three rebounds in her 11 minutes of play

2013-14 Game-by-Game

Opponent	Date	GS	MIN	FG-A	3FG-A	FTA	Reb	PF	A	TO	B	S	TP
Chas. Sthrn.	11/08	6	0-0	0-0	0-0	0-0-0	0	0	0	0	0	0	0
LA Tech	11/10	1	0-0	0-0	0-0	0-0-0	0	0	0	0	0	0	0
CofC	11/14	5	0-0	0-0	0-0	0-0-0	1	0	0	0	0	0	0
Seton Hall	11/17					— DNP (Coach's Decision)	—						
at Clemson	11/20	1	0-0	0-0	0-0	0-0-0	0	0	0	0	0	0	0
at San Diego State	11/23					— DNP (Coach's Decision)	—						
at USC	11/25					— DNP (Coach's Decision)	—						
NC Central	12/02	11	1-3	1-2	0-0	1-2-3	1	0	0	0	0	3	
at Charlotte	12/08					— DNP (Coach's Decision)	—						
vs. N. Carolina	12/18					— DNP (Coach's Decision)	—						
Winthrop	12/20					— DNP (Coach's Decision)	—						
SC State	12/22	5	0-2	0-0	0-0	1-0-1	0	0	0	0	0	0	0
Savannah St.	12/28												
at Arkansas*	01/02												
Vanderbilt*	01/05												
Kentucky*	01/09												
at Auburn*	01/12												
at Texas A&M*	01/16												
Alabama*	01/19												
at Vanderbilt*	01/26												
Ole Miss*	01/30												
Missouri*	02/02												
at Miss. State*	02/06												
Arkansas*	02/09												
at LSU*	02/16												
at Kentucky*	02/20												
Florida*	02/23												
Georgia*	02/27												
at Tennessee*	03/02												

Career Highs – All Games

Pts 3 vs. NC Central, 12/2/13
 FG 1 vs. NC Central, 12/2/13
 FGA 3 vs. NC Central, 12/2/13
 FG %... .333 (1-3) vs. NCCU, 12/2/13
 3FG 1 vs. NC Central, 12/2/13
 3FGA 2 vs. NC Central, 12/2/13
 3FG % .500 (1-2) vs. NCCU, 12/2/13
 FT
 FTA
 FT %
 Rebs 3 vs. NC Central, 12/2/13
 Off Rebs 1, 2x, last vs. SC State, 12/22/13
 Def Rebs.... 2 vs. NC Central, 12/2/13
 Blks
 Stls
 Assts
 Min 11 vs. NC Central, 12/2/13

Season Highs – All Games

Pts 3 vs. NC Central, 12/2
 FG 1 vs. NC Central, 12/2
 FGA 3 vs. NC Central, 12/2
 FG %..... .333 (1-3) vs. NCCU, 12/2
 3FG 1 vs. NC Central, 12/2
 3FGA 2 vs. NC Central, 12/2
 3FG %500 (1-2) vs. NCCU, 12/2
 FT
 FTA
 FT %
 Rebs 3 vs. NC Central, 12/2/13
 Off Rebs 1, 2x, last vs. SC State, 12/22
 Def Rebs.... 2 vs. NC Central, 12/2/13
 Blks
 Stls
 Assts
 Min 11 vs. NC Central, 12/2/13

Career – SEC Games

Pts
 FG
 FGA
 FG %
 FT
 FTA
 FT %
 Rebs
 Off Rebs
 Def Rebs
 Blks
 Stls
 Assts
 Min

Season Highs – SEC Games

Pts
 FG
 FGA
 FG %
 FT
 FTA
 FT %
 Rebs
 Off Rebs
 Def Rebs
 Blks
 Stls
 Assts
 Min

Career Stats at South Carolina

Year	GP	GS	Min	Avg	FG	FGA	Pct	3FG	FGA	Pct	FT	FTA	Pct	Off	Def	Tot	Avg	PF	FO	A	TO	Blk	Stl	Pts	Avg
2013-14	6	0	29	4.8	1	5	.200	1	2	.500	0	0	—	2	2	4	0.67	2	0	0	0	0	0	3	0.5



OLIVIA GAINES

5-7
Junior
Guard
Chester, S.C.
Louisburg College (N.C.)

#2

Miscellaneous Stats

	Season	Career
Double-Double	0	0
10+ Points	0	0
10+ Rebounds	0	0
5+ Assists	1	1
Tm-High Pts.	0	0
Tm-High Assts.	1	1

- Has played in 10 games, adding great spark to defensive effort in recent outings
- Delivered best game of her season against SC State (Dec. 22) with six points, four rebounds and two assists
- Provided great spark defensively in second half against #14/13 North Carolina (Dec. 18), helping key a 14-3 run that brought team within two points after trailing by 12 at the half
- Was solid in 18 minutes against NC Central (Dec. 2), hitting a pair of field goals, pulling down five rebounds and handing out four assists with just one turnover
- Made a statement in her debut with four points, five assists, four rebounds and three steals in 17 minutes against Charleston Southern (Nov. 8)

2013-14 Game-by-Game

Opponent	Date	GS	MIN	FG-A	3FG-A	FTA	Reb	PF	A	TO	B	S	TP
Chas. Sthrn.	11/08	17	2-3	0-0	0-0	2-2-4	0	5	1	1	3	4	
LA Tech	11/10	9	1-2	0-0	0-1	3-1-4	1	3	1	1	0	2	
CofC	11/14	11	0-1	0-0	2-2	0-1-1	1	0	1	0	1	2	
Seton Hall	11/17	5	0-0	0-0	0-1-1	2	1	0	0	0	0	0	
at Clemson	11/20					— DNP (Coach's Decision)							
at San Diego State	11/23	5	0-0	0-0	1-2	1-0-1	0	1	0	0	1	1	
at USC	11/25					— DNP (Coach's Decision)							
NC Central	12/02	18	2-3	0-1	0-0	1-4-5	1	4	1	0	1	4	
at Charlotte	12/08	4	0-0	0-0	0-0	0-1-1	1	0	0	0	0	0	
vs. N. Carolina	12/18	11	1-2	0-0	0-0	0-1-1	1	2	1	0	0	2	
Winthrop	12/20	13	0-1	0-0	2-2	0-1-1	3	1	0	0	0	2	
SC State	12/22	18	2-2	0-0	2-2	1-3-4	0	2	1	0	1	6	
Savannah St.	12/28												
at Arkansas*	01/02												
Vanderbilt*	01/05												
Kentucky*	01/09												
at Auburn*	01/12												
at Texas A&M*	01/16												
Alabama*	01/19												
at Vanderbilt*	01/26												
Ole Miss*	01/30												
Missouri*	02/02												
at Miss. State*	02/06												
Arkansas*	02/09												
at LSU*	02/16												
at Kentucky*	02/20												
Florida*	02/23												
Georgia*	02/27												
at Tennessee*	03/02												

Career Highs – All Games

Pts6 vs. SC State, 12/22/13
FG2, 3x, last vs. SC State, 12/22/13
FGA3, 2x, last vs. NCCU, 12/2/13
FG %1.00 (2-2), vs. SC State, 12/22/13
3FG
3FGA1 vs. NC Central, 12/2/13
3FG %
FT2, 3x, last vs. SC State, 12/22/13
FTA2, 4x, last vs SC State, 12/22/13
FT %1.00 (2-2), 3x, last vs SC State, 12/22/13
Rebs5 vs. NC Central, 12/2/13
Off Rebs3 vs. La Tech, 11/10/13
Def Rebs4 vs. NC Central, 12/2/13
Blks1, 2x, last vs. LA Tech, 11/10/13
Stls3 vs. Chas. Southern, 11/8/13
Assts5 vs. Chas. Southern, 11/8/13
Min18, 2x, last vs. SC State, 12/22/13

Career – SEC Games

Pts
FG
FGA
FG %
3FG
3FGA
3FG %
FT
FTA
FT %
Rebs
Off Rebs
Def Rebs
Blks
Stls
Assts
Min

Season Highs – All Games

Pts6 vs. SC State, 12/22
FG2, 3x, last vs. SC State, 12/22
FGA3, 2x, last vs. NCCU, 12/2
FG %1.00 (2-2), vs. SC State, 12/22
3FG
3FGA1 vs. NC Central, 12/2
3FG %
FT2, 3x last vs. SC State, 12/22
FTA2, 4x, last, vs. SC State, 12/22
FT %1.00 (2-2), 3x, last vs SC State, 12/22
Rebs5 vs. NC Central, 12/2
Off Rebs3 vs. La Tech, 11/10
Def Rebs4 vs. NC Central, 12/2
Blks1, 2x, last vs. LA Tech, 11/10
Stls3 vs. Chas. Southern, 11/8
Assts5 vs. Chas. Southern, 11/8
Min18, 2x, last vs. SC State, 12/22

Season Highs – SEC Games

Pts
FG
FGA
FG %
3FG
3FGA
3FG %
FT
FTA
FT %
Rebs
Off Rebs
Def Rebs
Blks
Stls
Assts
Min


Career Stats at South Carolina

Year	GP	GS	Min	Avg	FG	FGA	Pct	3FG	FGA	Pct	FT	FTA	Pct	Off	Def	Tot	Avg	PF	FO	A	TO	Blk	Stl	Pts	Avg
2013-14	10	0	111	11.1	8	14	.571	0	1	.000	7	9	.778	8	15	23	2.3	10	0	19	6	2	7	23	2.3



ELEM IBIAM

**6-4
Junior
Center
Fayetteville, Ga.
Fayette County**



#33

Miscellaneous Stats

	Season	Career
Double-Double	0	1
10+ Points	8	15
10+ Rebounds	0	2
5+ Blocks	1	3
Tm-High Pts.	2	4
Tm-High Rebs.	3	10

- Has started all 12 games this season
- Is second in the SEC and 30th in the nation with 2.5 blocks per game
- Ranks 19th in the SEC in rebounding
- Has led the team in scoring twice (Seton Hall, at Charlotte)
- Has led the team in rebounding three times (Seton Hall, at Charlotte, SC State)
- Was great on the glass in second half against Winthrop (Dec. 20), grabbing seven of her team-high nine in the second period to help hold off rally, narrowly missing her first double-double of the season
- Anchored the paint against #14/13 North Carolina (Dec. 18), shooting 7-of-10 from the field and blocking four shots
- Matched her career high with 19 points at Charlotte (Dec. 8), dominating first half with 10 points and six (of her nine total) rebounds to keep game close while Aleighsa Welch was on the bench with foul trouble
- Scored seven of her 11 points and grabbed six of her eight rebounds against Louisiana Tech (Nov. 10) in the first 10 minutes of the second half
- Tied for fourth-best perfect shooting night in Colonial Life Arena history, going 7-of-7 from the field against Charleston Southern (Nov. 8)
- Matched her career high and third in Colonial Life Arena history with five blocks against Charleston Southern (Nov. 8)

2013-14 Game-by-Game

Opponent	Date	GS	MIN	FG-A	3FG-A	FTA	Reb	PF	A	TO	B	S	TP
Chas. Sthrn.	11/08	*	20	7-7	0-0	3-5	1-5-6	0	0	1	5	2	17
LA Tech	11/10	*	24	3-6	0-0	5-10	2-6-8	5	1	3	3	1	11
CofC	11/14	*	23	5-8	0-0	2-5	2-4-6	2	0	0	3	1	12
Seton Hall	11/17	*	29	5-10	0-0	8-9	1-7-8	2	0	2	3	0	18
at Clemson	11/20	*	25	5-6	0-0	0-0	3-3-6	2	1	0	1	1	10
at San Diego State	11/23	*	21	2-3	0-0	1-2	1-3-4	3	1	1	1	1	5
at USC	11/25	*	19	2-5	0-0	0-0	2-3-5	5	1	2	2	0	4
NC Central	12/02	*	20	0-1	0-0	2-2	0-3-3	2	0	1	1	0	2
at Charlotte	12/08	*	30	7-14	0-0	5-7	2-7-9	2	0	1	3	1	19
vs. N. Carolina	12/18	*	33	7-10	0-0	0-0	3-2-5	4	1	1	4	2	14
Winthrop	12/20	*	32	6-12	0-0	0-0	2-7-9	2	0	1	3	0	12
SC State	12/22	*	25	4-10	0-0	1-2	5-4-9	1	1	2	1	1	9
Savannah St.	12/28												
at Arkansas*	01/02												
Vanderbilt*	01/05												
Kentucky*	01/09												
at Auburn*	01/12												
at Texas A&M*	01/16												
Alabama*	01/19												
at Vanderbilt*	01/26												
Ole Miss*	01/30												
Missouri*	02/02												
at Miss. State*	02/06												
Arkansas*	02/09												
at LSU*	02/16												
at Kentucky*	02/20												
Florida*	02/23												
Georgia*	02/27												
at Tennessee*	03/02												

Career Highs – All Games

Pts ... 19, 2x, last at Charlotte, 12/8/13
FG 8 vs. Alabama, 3/7/13
FGA 14 at Charlotte, 12/8/13
FG % 1.00 (7-7) vs. Charleston Southern, 11/8/13
FT 8 vs. Seton Hall, 11/17/13
FTA 10 vs. LA Tech, 11/10/13
FT % 1.000 (2-2), 2x, last vs. Eastern Michigan, 3/17/12
Rebs 11 vs. Elon, 11/9/12
Off Rebs 6 vs. Elon, 11/9/12
Def Rebs 7, 4x, last vs. Winthrop, 12/20/13
Blks ... 5, 2x, last vs. Chas. Sthrn., 11/8/13
Stls ... 2, 4x, last vs. N. Carolina, 12/18/13
Assts .. 3 vs. South Dakota St., 3/23/13
Min 33 vs. N. Carolina, 12/18/13

Season Highs – All Games

Pts 19 at Charlotte, 12/8
FG 7, 3x, last vs N. Carolina, 12/18
FGA 14 at Charlotte, 12/8
FG % 1.00 (7-7) vs. Charleston Southern, 11/8
FT 8 vs. Seton Hall, 11/17
FTA 10 vs. LA Tech, 11/10
FT %889 (8-9) vs. Seton Hall, 11/17
Rebs 9, 3x, last vs. SC State, 12/22
Off Rebs 5, vs. SC State, 12/22
Def Rebs 7, 4x, last vs. Winthrop, 12/20
Blks ... 5 vs. Charleston Southern, 11/8
Stls 2, 2x, last vs. N. Carolina, 12/18
Assts 1, 6x, last vs. SC State, 12/22
Min 33 vs. N. Carolina, 12/18

Career – SEC Games

Pts 15 at Kentucky, 2/14/13
FG 6 at Kentucky, 2/14/13
FGA 8 at Alabama, 2/7/13
FG %857 (6-7) at Kentucky, 2/14/13
FT 5 vs. Mississippi State, 2/24/13
FTA 8 vs. Mississippi State, 2/24/13
FT % . 1.00 (3-3) at Kentucky, 2/14/13
Rebs 8 vs. Kentucky, 1/24/13
Off Rebs 4, 2x, last vs. Ky., 1/24/13
Def Rebs 4 vs. Kentucky, 1/24/13
Blks 2, 5x, last vs. Miss. State, 2/24/13
Stls 1, 4x, last vs. Florida, 3/3/13
Assts 1 vs. Arkansas, 2/9/12
Min 22 at Kentucky, 2/14/13

Season Highs – SEC Games

Pts
FG
FGA
FG %
FT
FTA
FT %
Rebs
Off Rebs
Def Rebs
Blks
Stls
Assts
Min

Career Stats at South Carolina

Year	GP	GS	Min	Avg	FG	FGA	Pct	3FG	FGA	Pct	FT	FIA	Pct	Off	Def	Tot	Avg	PF	FO	A	TO	Blk	Stl	Pts	Avg
2011-12	25	0	197	7.9	26	59	.441	0	1	.000	22	35	.629	34	40	74	3.0	33	0	4	16	17	2	74	3.0
2012-13	30	0	472	15.7	64	131	.489	0	0	—	32	64	.500	52	83	135	4.5	48	1	8	20	30	11	160	5.3
2013-14	12	12	301	25.1	53	92	.576	0	0	—	27	42	.643	24	54	78	6.5	30	2	6	15	30	10	133	11.1
Career Totals	67	12	970	14.5	143	282	.507	0	1	.000	81	141	.574	110	177	287	4.2	111	3	18	51	77	23	367	5.5



TIFFANY MITCHELL

5-9
Sophomore
Guard
Charlotte, N.C.
Providence Day

#25

Miscellaneous Stats

	Season	Career
Double-Double	0	2
20+ Points	2	3
10+ Points	11	25
10+ Rebounds	0	5
5+ Assists	3	3
5+ Steals	2	3
Tm-High Pts.	3	10
Tm-High Rebs.	0	6
Tm-High Assts.	6	8

- Has started all 12 games
- Ranks 10th in the SEC in scoring, fourth in field goal percentage, seventh in steals (2.3) and 14th in assists (3.7)
- Is 59th in nation in field goal percentage
- Leads the team in points, assists and steals
- Has led the team in scoring three times (at USC, NC Central, Winthrop)
- Has led the team in assists six times (at Clemson, at San Diego St., at USC, at Charlotte, Winthrop, SC State)
- Key element in holding off second-half charge from Winthrop (Dec. 20), scoring 12 points in second half en route to her total of 20, which included a career-high four 3s
- Scored 16 of her 18 points against #14/13 North Carolina (Dec. 18) in the second half, highlighted by four during a 14-3 run that included a layup after stealing an inbound pass under the basket to bring team within two points after trailing by 12 at the half, and the team's lone 3-pointer to pull within four with 4:23 to play
- Recorded 11 of her 15 points at Charlotte (Dec. 8) in the first half to keep Gamecocks just ahead of upset-minded 49ers
- Scored 12 of her 17 points at San Diego State in the second half, while handing out six of her career-high nine assists in the final 20 minutes as well

2013-14 Game-by-Game

Opponent	Date	GS	MIN	FG-A	3FG-A	FTA	Reb	PF	A	TO	B	S	TP
Chas. Sthrn.	11/08	*	21	6-10	0-0	0-0	1-0-1	0	1	0	0	5	12
LA Tech	11/10	*	27	4-9	1-4	1-3	0-4-4	1	3	2	0	1	10
CofC	11/14	*	26	3-7	2-3	3-7	3-5-8	1	1	2	0	0	11
Seton Hall	11/17	*	36	5-10	2-3	3-6	1-2-3	2	4	1	0	1	15
at Clemson	11/20	*	28	6-10	2-4	0-0	2-4-6	0	5	4	0	2	14
at San Diego State	11/23	*	26	6-10	1-2	4-5	1-2-3	2	9	1	0	3	17
at USC	11/25	*	34	6-9	0-1	10-13	3-3-6	3	4	6	0	5	22
NC Central	12/02	*	14	7-9	2-3	3-4	1-2-3	1	1	1	0	3	19
at Charlotte	12/08	*	36	4-9	0-2	7-7	1-2-3	0	4	3	0	3	15
vs. N. Carolina	12/18	*	34	4-13	1-2	9-10	2-3-5	3	1	3	0	2	18
Winthrop	12/20	*	34	7-9	4-5	2-5	0-1-1	3	7	6	0	1	20
SC State	12/22	*	31	2-8	1-3	0-0	4-5-9	0	4	1	0	1	5
Savannah St.	12/28												
at Arkansas*	01/02												
Vanderbilt*	01/05												
Kentucky*	01/09												
at Auburn*	01/12												
at Texas A&M*	01/16												
Alabama*	01/19												
at Vanderbilt*	01/26												
Ole Miss*	01/30												
Missouri*	02/02												
at Miss. State*	02/06												
Arkansas*	02/09												
at LSU*	02/16												
at Kentucky*	02/20												
Florida*	02/23												
Georgia*	02/27												
at Tennessee*	03/02												

Career Highs – All Games

Pts 22 at USC, 11/25/13
FG 8 vs. Furman, 12/9/12
FGA 17 vs. Tennessee, 1/3/13
FG %... .833 (5-6) vs. Western Carolina, 12/29/12
3FG 4 vs. Winthrop, 12/20/13
3FGA 5 vs. Winthrop, 12/20/13
3FG %... 1.00 (2-2), 3x, last vs. Western Carolina, 12/29/12
FT 10 at USC, 11/25/13
FTA 13, 2x, last at USC, 11/25/13
FT % .. 1.00 (7-7) at Charlotte, 12/8/13
Rebs..... 11, 4x, last at Florida, 1/20/13
Off Rebs..... 6 at Florida, 1/20/13
Def Rebs... 8, 2x, last at Seton Hall, 12/2/12
Blks 1, 4x last vs. Alabama, 3/7/13
Stls 5, 3x, last at USC, 11/25/13
Assts 9 at San Diego State, 11/23/13
Min 36, 4x, last at Charlotte, 12/8/13

Season Highs – All Games

Pts 22 at USC, 11/25
FG 7, 2x, last vs. Winthrop, 12/20
FGA... 10, 4x, last at San Diego St., 11/23
FG %..... .777 (7-9), 2x, last vs. Winthrop, 12/20/13
3FG 4 vs Winthrop, 12/20
3FGA..... 5 vs. Winthrop, 12/20
3FG %800 (4-5), vs. Winthrop, 12/20
FT 10 at USC, 11/25
FTA 13 at USC, 11/25
FT % 1.00 (7-7) at Charlotte, 12/8
Rebs 9 vs. SC State, 12/22
Off Rebs 4 vs SC State, 12/22
Def Rebs... 5, 2x, last vs. SC State, 12/22
Blks
Stls 5, 2x, last at USC, 11/25
Assts 9 at San Diego State, 11/23
Min 36, 2x, last at Charlotte, 12/8

Career – SEC Games

Pts 15 vs. Ole Miss, 2/17/13
FG 7 at Ole Miss, 2/17/13
FGA 17 vs. Tennessee, 1/3/13
FG %... .600 (3-5) at Kentucky, 2/14/13
3FG 2 vs. Texas A&M, 2/10/13
3FGA.... 3, 3x, last vs. TAMU, 2/10/13
3FG %... .667 (2-3) vs. TAMU, 2/10/13
FT 6 vs. LSU, 1/17/13
FTA 10 vs. LSU, 1/17/13
FT % .. 1.00 (4-4) at Missouri, 2/28/13
Rebs 11 at Florida, 1/20/13
Off Rebs 6 at Florida, 1/20/13
Def Rebs 7 at Arkansas, 1/27/13
Blks 1, 2x last vs. LSU, 1/17/13
Stls 3 vs. LSU, 1/17/13
Assts 3 vs. LSU, 1/17/13
Min 36, 2x, last at Arkansas, 1/13/13

Season Highs – SEC Games

Pts
FG
FGA
FG %
3FG
3FGA
3FG %
FT
FTA
FT %
Rebs
Off Rebs
Def Rebs
Blks
Stls
Assts
Min

Career Stats at South Carolina

Year	GP	GS	Min	Avg	FG	FGA	Pct	3FG	FGA	Pct	FT	FIA	Pct	Off	Def	Tot	Avg	PF	FO	A	TO	Blk	Stl	Pts	Avg
2012-13	33	30	927	28.1	107	282	.379	22	60	.367	68	111	.613	60	109	169	5.1	64	1	43	82	4	44	304	9.2
2013-14	12	12	347	28.9	60	113	.531	16	32	.500	42	60	.700	19	33	52	4.3	16	0	44	30	0	27	178	14.8
Career Totals	45	42	1274	28.3	167	395	.423	38	92	.413	110	171	.643	79	142	221	4.9	80	1	87	112	4	71	482	10.7



WILKA MONTOUT

6-3
Senior
Forward
Cayenne, French Guiana, France
Northeasten Oklahoma A&M

#12

Miscellaneous Stats

	Season	Career
Double-Double	0	0
10+ Points	0	2
10+ Rebounds	0	0
5+ Blocks	0	0
Tm-High Pts.	0	0
Tm-High Rebs.	0	0

- Has played in 12 games
- Saw a season-high 23 minutes against NC Central (Dec. 2)
- Snagged a career-high eight rebounds against College of Charleston (Nov. 14)
- Opened season with seven points on 2-of-4 shooting, including a 3, and blocked two shots against Charleston Southern (Nov. 8)

2013-14 Game-by-Game

Opponent	Date	GS	MIN	FG-A	3FG-A	FTA	Reb	PF	A	TO	B	S	TP
Chas. Sthrn.	11/08	21	2-4	1-1	2-5	1-3-4	3	1	1	2	1	7	
LA Tech	11/10	11	0-0	0-0	0-0	3-0-3	0	0	0	0	0	0	
CofC	11/14	16	1-6	0-2	0-4	5-3-8	2	0	2	1	0	2	
Seton Hall	11/17	7	0-0	0-0	0-0	0-0-0	1	1	1	0	0	0	
at Clemson	11/20	13	0-6	0-0	1-2	2-2-4	0	0	1	0	0	1	
at San Diego State	11/23	17	1-2	0-1	0-0	0-2-2	3	0	1	0	0	2	
at USC	11/25	9	0-0	0-0	0-0	0-2-2	0	1	0	0	0	0	
NC Central	12/02	23	2-6	1-3	0-0	1-0-1	2	1	1	0	0	5	
at Charlotte	12/08	8	1-2	1-1	0-0	2-0-2	1	0	0	0	0	3	
vs. N. Carolina	12/18	2	0-1	0-1	0-0	0-1-1	0	0	0	0	0	0	
Winthrop	12/20	6	1-2	0-1	0-0	2-1-3	0	0	0	0	0	0	
SC State	12/22	10	1-5	0-0	0-2	3-2-5	0	0	1	1	0	2	
Savannah St.	12/28												
at Arkansas*	01/02												
Vanderbilt*	01/05												
Kentucky*	01/09												
at Auburn*	01/12												
at Texas A&M*	01/16												
Alabama*	01/19												
at Vanderbilt*	01/26												
Ole Miss*	01/30												
Missouri*	02/02												
at Miss. State*	02/06												
Arkansas*	02/09												
at LSU*	02/16												
at Kentucky*	02/20												
Florida*	02/23												
Georgia*	02/27												
at Tennessee*	03/02												

Career Highs – All Games

Pts 12 vs. Louisiana Tech, 11/12/12
FG 4, 3x, last vs. Furman, 12/9/12
FGA... 13 vs. Savannah State, 11/15/12
FG %.... .667 (2-3) at Missouri, 2/28/13
3FG..... 1, 8x, last at Charlotte, 12/8/13
3FGA... 3, 4x, last vs. NCCU, 12/2/13
3FG %..... .500 (1-2), 2x at Charlotte, 12/8/13
FT..... 3 at LA Tech, 11/12/12
FTA..... 5 vs. Chas. Southern, 11/8/13
FT %.... 1.00 (2-2), 4x, last at Mississippi State, 1/6/13

Rebs.. 8 vs. C. of Charleston, 11/14/13
Off Rebs.. 5, 2x, last vs. CofC, 11/14/13
Def Rebs.. 3, 3x, last vs. CofC, 11/14/13
Blks... 2, 2x, last vs. Chas. Sthrn., 11/8/13
Stls.... 1, 4x, last vs. Chas. Sthrn., 11/8/13
Assts..... 2, 2x, last vs. Vanderbilt, 1/10/13
Min..... 24 vs. Savannah State, 11/15/12

Career – SEC Games

Pts 4 at Missouri, 2/28/13
FG 2 at Missouri, 2/28/13
FGA.... 3, 4x, last at Missouri, 2/28/13
FG %.... .667 (2-3) at Missouri, 2/28/13
3FG 1, 2x, last vs. Auburn, 2/3/13
3FGA.... 3, 2x, last at Alabama, 2/7/13
3FG %... .500 (1-2) vs. Auburn, 2/3/13
FT..... 2 at Mississippi State, 1/6/13
FTA.. 2, 2x, last vs. Miss. State, 2/24/13
FT %.. 1.000 (2-2) at Miss. St., 1/6/13
Rebs..... 4 at Mississippi State, 1/6/13
Off Rebs..... 2 vs. Tennessee, 1/3/13
Def Rebs.... 3 at Mississippi St., 1/6/13
Blks 1, 2x, last at Missouri, 2/28/13
Stls.....
Assts 2 vs. Vanderbilt, 1/10/13
Min..... 15 at Mississippi State, 1/6/13

Season Highs – All Games

Pts 7 vs. Charleston Southern, 11/8
FG 2, 2x, last vs. NC Central, 12/2
FGA.... 6, 3x, last vs. NC Central, 12/2
FG %.... .500 (2-4) vs. Chas. Sthrn., 11/8
3FG 1, 3x, last at Charlotte, 12/8
3FGA..... 3 vs. NC Central, 12/2
3FG %... .500 (1-2) at Charlotte, 12/8
FT..... 2 vs. Charleston Southern, 11/8
FTA..... 5 vs. Chas. Southern, 11/8
FT %.... .400 (2-5) vs. Chas. Sthrn., 11/8

Rebs..... 8 vs. C. of Charleston, 11/14
Off Rebs 5 vs. CofC, 11/14
Def Rebs.... 3, 2x, last vs. CofC, 11/14
Blks ... 2 vs. Charleston Southern, 11/8
Stls.... 1 vs. Charleston Southern, 11/8
Assts ... 1, 4x, last vs. NC Central, 12/2
Min..... 23 vs. NC Central, 12/2

Season Highs – SEC Games

Pts
FG
FGA.....
FG %.....
3FG
3FGA.....
3FG %.....
FT.....
FTA.....
FT %.....
Rebs.....
Off Rebs.....
Def Rebs.....
Blks.....
Stls.....
Assts.....
Min.....

Career Stats at South Carolina

Year	GP	GS	Min	Avg	FG	FGA	Pct	3FG	FGA	Pct	FT	FTA	Pct	Off	Def	Tot	Avg	PF	FO	A	TO	Blk	Stl	Pts	Avg
2012-13	29	0	293	10.1	26	94	.277	6	32	.188	13	19	.684	27	16	43	1.5	26	0	8	16	7	3	71	2.4
2013-14	12	0	152	12.7	9	34	.265	3	10	.300	3	13	.231	19	16	35	2.9	12	0	4	8	4	1	24	2.0
Career Totals	41	0	445	10.9	35	128	.273	9	42	.214	16	32	.500	46	32	78	1.9	38	0	12	24	11	4	95	2.3



LeANNA MORRISON

#21

5-5
R-Sophomore
Guard
Monck's Corner, S.C.
Charlotte

Miscellaneous Stats

	Season	Career
Double-Double	0	0
10+ Points	0	0
10+ Rebounds	0	0
5+ Assists	0	0
Tm-High Pts.	0	0
Tm-High Assts.	0	0

- Has played in 10 games
- Got a season-high 12 minutes against NC Central (Dec. 2), hitting her first career field goal – a 3-pointer in the second half
- Scored her first career points in her fourth game in the Garnet and Black, adding a pair of free throws against Seton Hall (Nov. 17)

2013-14 Game-by-Game

Opponent	Date	GS	MIN	FG-A	3FG-A	FTA	Reb	PF	A	TO	B	S	TP
Chas. Sthrn.	11/08	7	0-0	0-0	0-0	0-1-1	1	1	1	0	0	0	0
LA Tech	11/10	1	0-1	0-1	0-0	0-0-0	0	0	0	0	0	0	0
CofC	11/14	6	0-3	0-2	0-0	1-0-1	1	1	0	0	0	0	0
Seton Hall	11/17	2	0-0	0-0	2-2	0-0-0	0	0	0	0	0	1	2
at Clemson	11/20	2	0-0	0-0	0-0	0-0-0	0	0	0	0	0	0	0
at San Diego State	11/23	4	0-1	0-1	0-0	1-0-1	0	1	0	0	0	0	0
at USC	11/25	1	0-0	0-0	0-0	0-0-0	0	0	0	0	0	0	0
NC Central	12/02	12	1-3	1-2	0-0	2-0-2	0	0	0	0	0	0	3
at Charlotte	12/08	1	0-0	0-0	2-4	0-0-0	0	0	0	0	0	0	2
vs. N. Carolina	12/18												
Winthrop	12/20												
SC State	12/22	5	0-1	0-1	0-0	0-1-1	0	0	0	0	0	0	0
Savannah St.	12/28												
at Arkansas*	01/02												
Vanderbilt*	01/05												
Kentucky*	01/09												
at Auburn*	01/12												
at Texas A&M*	01/16												
Alabama*	01/19												
at Vanderbilt*	01/26												
Ole Miss*	01/30												
Missouri*	02/02												
at Miss. State*	02/06												
Arkansas*	02/09												
at LSU*	02/16												
at Kentucky*	02/20												
Florida*	02/23												
Georgia*	02/27												
at Tennessee*	03/02												

Career Highs – All Games

Pts 3 vs. NC Central, 12/2/13
 FG 1 vs. NC Central, 12/2/13
 FGA..... 3, 2x, last vs. NCCU, 12/2/13
 FG%333 (1-3) vs. NCCU, 12/2/13
 3FG 1 vs. NC Central, 12/2/13
 3FGA... 2, 2x, last vs. NCCU, 12/2/13
 3FG%..... .500 (1-2) vs. NCCU, 12/2/13
 FT..... 2, 2x, last at Charlotte, 12/8/13
 FTA..... 4 at Charlotte, 12/8/13
 FT%...1.00 (2-2) vs. Seton Hall, 11/17/13
 Rebs.....2 vs. NC Central, 12/2/13
 Off Rebs.... 2 vs. NC Central, 12/2/13
 Def Rebs.... 1, 2x, last vs. SC State, 12/22/13
 Stls..... 1 vs. Seton Hall, 11/17/13
 Assts..... 1, 3x, last at San Diego St., 11/23/13
 Min..... 12 vs. NC Central, 12/2/13

Season Highs – All Games

Pts3 vs. NC Central, 12/2
 FG1 vs. NC Central, 12/2
 FGA.... 3, 2x, last vs. NC Central, 12/2
 FG%333 (1-3) vs. NCCU, 12/2
 3FG1 vs. NC Central, 12/2
 3FGA.. 2, 2x, last vs. NC Central, 12/2
 3FG%... .500 (1-2) vs. NC Central, 12/2
 FT.....2, 2x, last at Charlotte, 12/8
 FTA.....4 at Charlotte, 12/8
 FT%.....1.00 (2-2) vs. Seton Hall, 11/17
 Rebs.....2 vs. NC Central, 12/2
 Off Rebs2 vs. NC Central, 12/2
 Def Rebs.... 1, 2x, last vs. SC State, 12/22
 Stls.....1 vs. Seton Hall, 11/17
 Assts..... 1, 3x, last at San Diego St., 11/23
 Min.....12 vs. NC Central, 12/2

Career – SEC Games

Pts
 FG
 FGA
 FG %
 3FG
 3FGA
 3FG %
 FT
 FTA
 FT %
 Rebs
 Off Rebs
 Def Rebs
 Stls
 Assts
 Min

Season Highs – SEC Games

Pts
 FG
 FGA
 FG %
 3FG
 3FGA
 3FG %
 FT
 FTA
 FT %
 Rebs
 Off Rebs
 Def Rebs
 Stls
 Assts
 Min

Career Stats at South Carolina

Year	GP	GS	Min	Avg	FG	FGA	Pct	3FG	FGA	Pct	FT	FTA	Pct	Off	Def	Tot	Avg	PF	FO	A	TO	Blk	Stl	Pts	Avg
2013-14	10	0	41	4.1	1	9	.111	1	7	.143	4	6	.667	4	2	6	0.6	2	0	3	1	0	1	7	0.7



TINA ROY

5-11
R-Sophomore
Guard
Kaplan, La.
Kaplan

#23

Miscellaneous Stats

	Season	Career
Double-Double	0	0
10+ Points	1	6
5+ Assists	2	2
5+ Steals	0	0
Tm-High Pts.	0	2
Tm-High Assts.	1	2

- Has played in 12 games with one start (at Charlotte)
- Drew her first career start at Charlotte (Dec. 8)
- Made solid contributions against NC Central (Dec. 2) with five assists and a career-high six rebounds
- Found her shooting stroke in two games on the West Coast, including 11 points at USC (Nov. 25) on 3-of-5 accuracy and a pair of 3s at San Diego State (Nov. 23)
- Opened the season with a career-high seven assists against Charleston Southern (Nov.)

2013-14 Game-by-Game

Opponent	Date	GS	MIN	FG-A	3FG-A	FTA	Reb	PF	A	TO	B	S	TP
Chas. Sthrn.	11/08		22	2-6	1-4	0-0	0-3-3	0	7	0	0	0	5
LA Tech	11/10		19	1-9	0-4	0-0	0-1-1	1	2	0	0	1	2
CofC	11/14		16	2-10	2-9	0-0	0-0-0	0	2	0	0	0	6
Seton Hall	11/17		12	1-1	1-1	2-2	0-2-2	0	1	1	0	0	5
at Clemson	11/20		15	1-4	0-3	1-1	2-1-3	1	0	2	0	0	3
at San Diego State	11/23		19	2-6	2-4	0-0	0-1-1	0	2	1	1	0	6
at USC	11/25		24	3-5	1-2	4-4	0-3-3	1	0	0	1	0	11
NC Central	12/02		25	1-7	0-4	0-0	1-5-6	0	5	0	0	0	2
at Charlotte	12/08	*	15	0-0	0-0	1-2	1-1-2	2	1	2	1	1	1
vs. N. Carolina	12/18		20	1-5	0-3	0-1	2-2-4	1	0	0	0	0	2
Winthrop	12/20		8	0-1	0-1	0-0	0-0-0	0	0	0	0	0	0
SC State	12/22		20	3-6	1-2	0-0	0-1-1	0	2	0	0	1	7
Savannah St.	12/28												
at Arkansas*	01/02												
Vanderbilt*	01/05												
Kentucky*	01/09												
at Auburn*	01/12												
at Texas A&M*	01/16												
Alabama*	01/19												
at Vanderbilt*	01/26												
Ole Miss*	01/30												
Missouri*	02/02												
at Miss. State*	02/06												
Arkansas*	02/09												
at LSU*	02/16												
at Kentucky*	02/20												
Florida*	02/23												
Georgia*	02/27												
at Tennessee*	03/02												

Career Highs – All Games

Pts 15 vs. Presbyterian, 11/27/11
FG ... 5, 2x, last, vs. SC State, 12/14/11
FGA..... 12 vs. Georgia, 3/2/12
FG %..... .667 (2-3) at Florida, 1/8/12
3FG 5 vs. Presbyterian, 11/27/11
3FGA.... 9, 2x, last vs. CofC, 11/14/13
3FG % .600 (3-5) vs. Florida, 2/12/12
FT..... 3 vs. C. of Charleston, 11/23/11
FTA..... 4, 3x, last at USC, 11/25/13
FT % 1.000 (4-4) at USC, 11/25/13
Rebs..... 6 vs. NC Central, 12/2/13
Off Rebs 3 at LSU, 1/12/12
Def Rebs.... 5 vs. NC Central, 12/2/13
Stls..... 2 vs. Presbyterian, 11/27/11
Assts 7 vs. Chas. Southern, 11/8/13
Minutes... 25 vs. NC Central, 12/2/13

Season Highs – All Games

Pts 11 at USC, 11/25
FG 3, 2x, last vs. SC State, 12/22
FGA.... 10 vs. C. of Charleston, 11/14
FG %..... .600 (3-5) at USC, 11/25
3FG.... 2, 2x, last at San Diego St., 11/23
3FGA..... 9, 2x, last vs. CofC, 11/14
3FG %500 (2-4) at San Diego St., 11/23
FT..... 4 at USC, 11/25
FTA..... 4, 2x, last at USC, 11/25
FT % 1.000 (4-4) at USC, 11/25
Rebs..... 6 vs. NC Central, 12/2
Off Rebs 2 at Clemson, 11/20
Def Rebs..... 5 vs. NC Central, 12/2
Stls..... 1, 3x, last vs. SC State, 12/22
Assts 7 vs. Chas. Southern, 11/8
Minutes..... 25 vs. NC Central, 12/2

Career – SEC Games

Pts 11 vs. Florida, 2/12/12
FG 4 vs. Florida, 2/12/12
FGA..... 9 vs. Florida, 2/12/12
FG %..... .667 (2-3) at Florida, 1/8/12
3FG 3 vs. Florida, 2/12/12
3FGA..... 7 at LSU, 1/12/12
3FG %600 (3-5) vs. Florida, 2/12/12
FT..... 2, 2x, last vs. Kentucky, 1/5/12
FTA..... 3, 2x, last at Arkansas, 2/9/12
FT %.... .667 (2-3) vs. Kentucky, 1/5/12
Rebs..... 5 at LSU 1/12/12
Off Rebs 3 at LSU, 1/12/12
Def Rebs .. 2, 4x, last vs. Ole Miss, 1/26/12
Stls..... 1, 4x, last vs. Arkansas, 2/26/12
Assts 2 vs. Alabama, 1/1/12
Min..... 18 at LSU, 1/12/12

Season Highs – SEC Games

Pts
FG
FGA.....
FG %
3FG
3FGA.....
3FG %
FT.....
FTA.....
FT %
Rebs.....
Off Rebs
Def Rebs.....
Stls.....
Assts
Min.....

Career Stats at South Carolina

Year	GP	GS	Min	Avg	FG	FGA	Pct	3FG	FGA	Pct	FT	FIA	Pct	Off	Def	Tot	Avg	PF	FO	A	TO	Blk	Stl	Pts	Avg	
2011-12	34	0	383	11.3	53	181	.293	32	127	.252	10	22	.455	20	29	49	1.4	20	0	10	15	1	9	148	4.4	
2012-13	— Did Not Play —																									
2013-14	12	1	215	17.9	17	60	.283	8	37	.216	8	10	.800	6	20	26	2.1	6	0	22	6	3	3	50	4.2	
Career Totals	46	1	598	13.0	70	241	.290	40	164	.244	18	32	.563	26	49	75	1.6	26	0	32	21	4	12	198	4.3	



KHADIJAH SESSIONS

#5

5-8
Sophomore
Guard
Myrtle Beach, S.C.
Myrtle Beach

Miscellaneous Stats

	Season	Career
Double-Double	0	0
10+ Points	4	10
5+ Assists	4	4
5+ Steals	0	0
Tm-High Pts.	0	3
Tm-High Assts.	4	7

- Has started 10 games
- Ranks 13th in the SEC with 3.8 assists per game and is third in the league and 25th in the nation in assist-to-turnover ratio (2.7)
- Has committed multiple turnovers in just three games this season while handing out five or more assists four times
- Suffered an ankle sprain against #14/13 North Carolina (Dec. 18) and will miss Winthrop and SC State games
- Dished out a career-high six assists against NC Central (Dec. 2) in just 20 minutes of action
- Posted her first career five-assist game against LA Tech (Nov. 10)

2013-14 Game-by-Game

Opponent	Date	GS	MIN	FG-A	3FG-A	FTA	Reb	PF	A	TO	B	S	TP
Chas. Sthrn.	11/08	*	17	3-6	1-1	3-5	0-2-2	0	3	0	0	2	10
LA Tech	11/10	*	27	3-8	1-4	0-0	1-0-1	1	5	2	0	2	7
CofC	11/14	*	17	0-4	0-2	2-2	0-1-1	2	4	1	0	0	2
Seton Hall	11/17	*	30	6-9	1-4	4-6	0-3-3	2	5	1	0	0	17
at Clemson	11/20	*	32	3-7	2-4	2-3	2-1-3	1	3	1	0	0	10
at San Diego State	11/23	*	30	4-9	2-5	2-3	0-0-0	1	5	1	0	4	12
at USC	11/25	*	37	2-7	1-2	2-4	0-1-1	2	3	4	0	2	7
NC Central	12/02	*	20	2-4	0-1	3-4	0-0-0	1	6	1	0	2	7
at Charlotte	12/08	*	29	2-8	0-2	2-2	1-1-2	3	3	1	0	0	6
vs. N. Carolina	12/18	*	27	1-8	0-3	2-4	0-2-2	1	1	2	0	2	4
Winthrop	12/20												
SC State	12/22												
Savannah St.	12/28												
at Arkansas*	01/02												
Vanderbilt*	01/05												
Kentucky*	01/09												
at Auburn*	01/12												
at Texas A&M*	01/16												
Alabama*	01/19												
at Vanderbilt*	01/26												
Ole Miss*	01/30												
Missouri*	02/02												
at Miss. State*	02/06												
Arkansas*	02/09												
at LSU*	02/16												
at Kentucky*	02/20												
Florida*	02/23												
Georgia*	02/27												
at Tennessee*	03/02												

Career Highs – All Games

Pts 19 vs. Auburn, 2/3/13
 FG... 6, 2x, last, vs. Seton Hall, 11/17/13
 FGA..... 15 at Missouri, 2/28/13
 FG %... .800 (4-5) vs. Alabama, 3/7/13
 3FG 3 at Florida, 1/20/13
 3FGA... 6, 2x, last at Missouri, 2/28/13
 3FG %... .500 (3-6) at Florida, 1/20/13
 FT..... 8 vs. Auburn, 2/3/13
 FTA..... 10 at Florida, 1/20/13
 FT % 1.000 (4-4), 2x, last vs. Mississippi State, 2/24/13

Rebs..... 5 at Florida, 1/20/13
 Off Rebs 3 at Missouri, 2/28/13
 Def Rebs..... 3, 2x, last vs. Seton Hall, 11/17/13

Stls.... 4, 2x, last at San Diego St., 11/23/13
 Assts 6 vs. NC Central, 12/2/13
 Min..... 37 at USC, 11/25/13

Career – SEC Games

Pts 19 vs. Auburn, 2/3/13
 FG..... 6 at Missouri, 2/28/13
 FGA..... 15 at Missouri, 2/28/13
 FG % . .571 (4-7) at Ole Miss, 2/17/13
 3FG 3 at Florida, 1/20/13
 3FGA.... 6, 2x, last at Missouri, 2/28/13
 3FG % . .500 (3-6) at Florida, 1/20/13
 FT..... 8 vs. Auburn, 2/3/13
 FTA..... 10 at Florida, 1/20/13
 FT % 1.00 (4-4), 2x, last, vs. Mississippi State, 2/24/13

Rebs..... 5 at Florida, 1/20/13
 Off Rebs 3 at Missouri, 2/28/13
 Def Rebs..... 3 at Florida, 1/20/13

Stls..... 4 vs. Mississippi State, 2/24/13
 Assts 3 vs. Auburn, 2/3/13
 Min..... 35 at Missouri, 2/28/13

Season Highs – All Games

Pts 17 vs. Seton Hall, 11/17
 FG 6, 2x, last, vs. Seton Hall, 11/17
 FGA.... 9, 2x, last at San Diego St., 11/23
 FG %... .667 (6-9) vs. Seton Hall, 11/17
 3FG.... 2, 2x, last at San Diego St., 11/23
 3FGA..... 5 at San Diego St., 11/23
 3FG %... .500 (2-4) at Clemson, 11/20
 FT..... 4 vs. Seton Hall, 11/17
 FTA..... 6 vs. Seton Hall, 11/17
 FT % 1.000 (2-2), 2x, last at Charlotte, 12/8

Rebs..... 3, 2x, last at Clemson, 11/20
 Off Rebs 2 at Clemson, 11/20
 Def Rebs..... 3, 2x, last vs. Seton Hall, 11/17

Stls..... 4 at San Diego State, 11/23
 Assts 6 vs. NC Central, 12/2
 Min..... 37 at USC, 11/25

Season Highs – SEC Games

Pts
 FG
 FGA
 FG %
 3FG
 3FGA
 3FG %
 FT
 FTA
 FT %

Rebs.....
 Off Rebs
 Def Rebs.....

Stls.....
 Assts
 Min.....

Career Stats at South Carolina

Year	GP	GS	Min	Avg	FG	FGA	Pct	3FG	FGA	Pct	FT	FIA	Pct	Off	Def	Tot	Avg	PF	FO	A	TO	Blk	Stl	Pts	Avg
2012-13	33	3	570	17.3	53	151	.351	13	54	.241	72	109	.661	22	24	46	1.4	43	0	36	49	3	21	191	5.8
2013-14	10	10	266	26.6	26	70	.371	8	28	.286	22	33	.667	4	11	15	1.5	14	0	38	14	0	14	82	8.2
Career Totals	43	13	836	19.4	79	221	.357	21	82	.256	94	142	.662	26	35	61	1.4	57	0	74	63	3	35	273	6.3



ALEIGHSA WELCH

6-0
Junior
Forward
Goose Creek, S.C.
Goose Creek

#24

Miscellaneous Stats		
	Season	Career
Double-Double	3	13
20+ Points	1	2
10+ Points	10	41
10+ Rebounds	3	16
Tm-High Pts.	3	18
Tm-High Rebs.	6	32
Tm-High Assts.	0	4

- Named to the Naismith Trophy Early Season Watch List and the Preseason All-SEC First Team
- Has played in 12 games, including 11 starts, and has not shot below 54.0 percent in any game this season
- Is third in the nation and first in SEC in field goal percentage
- In the SEC, ranks 12th in scoring, 10th in rebounding and seventh in offensive rebounding (3.3/gm)
- Is one of two players in the SEC's top 10 in rebounding and top 20 in scoring (Martha Alwal of Mississippi State)
- Has led the team in scoring three times (LA Tech, at Clemson, vs. North Carolina)
- Has led the team in rebounding seven times (Charleston Southern, LA Tech, CofC, Seton Hall, at Clemson, vs. North Carolina)
- Scored nine of her 14 points against Winthrop (Dec. 20) in the second half to hold off Winthrop rally
- Netted career-high 23 points against #14/13 North Carolina (Dec. 18) while battling for five offensive rebounds
- Scored all 18 of her points at Charlotte (Dec. 8) in the second half, driving team to road win after sitting all but the first six minutes of the first half due to foul trouble
- Hit 4-of-5 from the field for 10 points in the second half at Southern Cal (Nov. 25) to help team pull away from six-point halftime lead
- Handed out a career high four assists for the second-straight game at Clemson (Nov. 20), stuffing the box score with three blocks, 17 points and 10 rebounds as well.
- Grabbed career-high 17 rebounds against College of Charleston (Nov. 14), sixth-most in Colonial Life Arena history, including 12 in the first half to key Gamecocks' recovery midway through the period

2013-14 Game-by-Game

Opponent	Date	GS	MIN	FG-A	3FG-A	FTA	Reb	PF	A	TO	B	S	TP
Chas. Sthrn.	11/08	*	19	5-8	0-0	5-6	3-5-8	1	0	2	0	1	15
LA Tech	11/10		31	6-8	0-0	2-5	6-4-10	2	3	0	0	0	14
CofC	11/14	*	23	3-5	0-0	6-11	7-10-17	2	2	1	1	2	12
Seton Hall	11/17	*	28	3-4	0-0	9-13	2-6-8	2	4	1	2	1	15
at Clemson	11/20	*	29	7-10	0-0	3-3	4-6-10	2	4	1	3	1	17
at San Diego State	11/23	*	25	4-4	0-0	0-2	1-3-4	3	2	1	1	1	8
at USC	11/25	*	34	6-11	0-0	2-2	2-4-6	2	1	2	0	0	14
NC Central	12/02	*	17	6-6	0-0	1-2	0-4-4	0	1	0	1	0	13
at Charlotte	12/08	*	25	7-9	0-0	4-6	2-4-6	2	0	2	0	3	18
vs. N. Carolina	12/18	*	36	8-13	0-0	7-12	5-1-6	3	0	4	1	1	23
Winthrop	12/20	*	34	4-7	0-0	6-11	4-4-8	0	2	1	1	2	14
SC State	12/22	*	25	4-5	0-0	0-1	4-1-5	0	3	2	0	1	8
Savannah St.	12/28												
at Arkansas*	01/02												
Vanderbilt*	01/05												
Kentucky*	01/09												
at Auburn*	01/12												
at Texas A&M*	01/16												
Alabama*	01/19												
at Vanderbilt*	01/26												
Ole Miss*	01/30												
Missouri*	02/02												
at Miss. State*	02/06												
Arkansas*	02/09												
at LSU*	02/16												
at Kentucky*	02/20												
Florida*	02/23												
Georgia*	02/27												
at Tennessee*	03/02												

Career Highs – All Games

Pts 23 vs. N. Carolina 12/18/13
FG 8, 2x, last vs. N. Carolina, 12/18/13
FGA 14 vs. Kansas, 3/25/13
FG % 1.00 (6-6) vs. NCCU, 12/2/13
FT 10 at Xavier, 11/30/11
FTA 15 at Xavier, 11/30/11
FT % .. 1.00 (4-4) at Seton Hall, 12/2/12
Rebs ... 17 vs. C. of Charleston, 11/14/13
Off Rebs... 8, 5x, last vs. Kansas, 3/25/13
Def Rebs..... 10 vs. CofC, 11/14/13
Blks 4 at NC State, 12/4/11
Stls..... 3, 4x, last at Charlotte, 12/8/13
Assts 4, 3x, last at Clemson, 11/20/13
Min 42 vs. Drexel, 11/28/12

Season Highs – All Games

Pts 23 vs. N. Carolina, 12/18
FG 8 vs. N. Carolina, 12/18
FGA 13 vs. N. Carolina, 12/18
FG % 1.00 (6-6) vs. NC Central, 12/2
FT 9 vs. Seton Hall, 11/17
FTA 13 vs. Seton Hall, 11/17
FT % 1.00 (3-3) at Clemson, 11/20
Rebs..... 17 vs. C. of Charleston, 11/14
Off Rebs.... 7 vs. C. of Charleston, 11/14
Def Rebs..... 10 vs. CofC, 11/14
Blks 3 at Clemson, 11/20
Stls 3 at Charlotte, 12/8
Assts 4, 2x, last at Clemson, 11/20
Min 36 vs. N. Carolina, 12/18

Career – SEC Games

Pts 20 vs. Mississippi State, 2/24/13
FG 8 at Georgia, 1/13/13
FGA.... 10, 3x, last at Georgia, 1/13/13
FG %... 1.00 (4-4) at Ole Miss, 2/17/13
FT 8 vs. Mississippi State, 2/24/13
FTA... 12 vs. Mississippi State, 2/24/13
FT %..... 1.00 (3-3) at Ole Miss, 2/17/13
Rebs..... 12 at Florida, 1/20/13
Off Rebs 8 at Florida, 1/20/13
Def Rebs..... 8 vs. Florida, 3/3/13
Blks 3, 2x, last at Kentucky, 2/14/13
Stls..... 3 vs. Florida, 3/3/13
Assts 4 at Kentucky, 2/14/13
Min..... 39 at Arkansas, 1/27/13

Season Highs – SEC Games

Pts
FG
FGA
FG %
FT
FTA
FT %
Rebs
Off Rebs
Def Rebs
Blks
Stls
Assts
Min

Career Stats at South Carolina

Year	GP	GS	Min	Avg	FG	FGA	Pct	3FG	FGA	Pct	FT	FIA	Pct	Off	Def	Tot	Avg	PF	FO	A	TO	Blk	Stl	Pts	Avg
2011-12	33	2	694	21.0	98	167	.587	0	1	.000	56	98	.571	104	96	200	6.1	41	0	18	40	22	19	252	7.6
2012-13	33	33	981	29.7	134	224	.598	1	1	1.000	126	178	.708	131	124	255	7.7	56	0	34	53	23	26	395	12.0
2013-14	12	11	326	27.2	63	90	.700	0	0	—	45	74	.608	40	52	92	7.6	19	0	22	17	10	13	171	14.3
Career Totals	78	46	2001	25.7	295	481	.613	1	2	.500	227	350	.649	275	272	547	7.0	116	0	74	110	55	58	818	10.5



Official Basketball Box Score -- Game Totals -- Final Statistics
Charleston Southern vs #22/21 South Carolina
 11/08/13 7 p.m. at Columbia, S.C./Colonial Life Arena



Charleston Southern 29 • 0-1

##	Player	Total		3-Ptr		Rebounds			PF	TP	A	TO	Blk	Stl	Min
		FG-FGA	FG-FGA	FT-FTA	Off	Def	Tot								
10	LEBEDEVA, Natasha	f	0-7	0-1	0-0	1	0	1	2	0	0	2	0	1	18
25	MAXIMILIEN, Monique	c	0-4	0-0	0-0	0	3	3	2	0	0	2	4	0	22
03	BRATCHER, Erin	g	2-5	2-5	2-3	3	0	3	2	8	1	3	0	0	27
22	FOWLER, DJ	g	1-6	0-2	0-0	1	1	2	4	2	1	2	0	1	25
23	MANN, Alyssa	g	3-11	0-4	3-0	0	2	2	0	9	1	2	0	1	23
00	KARLSONE, Alise	g	0-3	0-1	0-0	1	2	3	3	0	0	3	1	0	12
05	LONG, Nayla	g	0-1	0-0	0-0	0	0	0	1	0	0	1	0	0	11
12	BROWN, Marley	g	2-2	0-0	0-0	0	1	1	1	4	1	2	0	0	12
14	JARVIS, Tatum	g	1-5	1-5	0-0	0	0	0	0	3	1	2	0	1	13
21	KIRKPATRICK, Kirklon	g	0-2	0-2	0-0	0	0	0	0	0	0	1	0	0	10
24	LAKES, Brianna	g	0-1	0-0	0-0	1	0	1	3	0	0	5	0	0	15
30	BARNETT, Christal	g	1-7	1-3	0-0	1	1	2	1	3	1	0	0	1	12
	Team					3	4	7							
	Totals		10-54	4-23	5-6	11	14	25	19	29	6	25	5	5	200

FG % 1st Half: 4-29 13.8% 2nd half: 6-25 24.0% Game: 10-54 18.5%
 3FG % 1st Half: 2-10 20.0% 2nd half: 2-13 15.4% Game: 4-23 17.4%
 FT % 1st Half: 3-3 100.0 2nd half: 2-3 66.7% Game: 5-6 83.3%
 Deadball Rebounds: 2,1

#22/21 South Carolina 99 • 1-0

##	Player	Total		3-Ptr		Rebounds			PF	TP	A	TO	Blk	Stl	Min
		FG-FGA	FG-FGA	FT-FTA	Off	Def	Tot								
24	WELCH, Aleighsa	f	5-8	0-0	5-6	3	5	8	1	15	0	2	0	1	19
31	DOZIER, Asia	f	1-3	0-0	2-2	2	1	3	1	4	5	1	1	2	17
33	IBIAM, Elem	c	7-7	0-0	3-5	1	5	6	0	17	0	1	5	2	20
05	SESSIONS, Khadijah	g	3-6	1-1	3-5	0	2	2	0	10	3	0	0	2	17
25	MITCHELL, Tiffany	g	6-10	0-0	0-0	1	0	1	0	12	1	0	0	5	21
00	FARMER, India	g	0-0	0-0	0-0	0	0	0	0	0	0	0	0	0	6
02	GAINES, Olivia	g	2-3	0-0	0-0	2	2	4	0	4	5	1	1	3	17
12	MONTOUT, Wilka	g	2-4	1-1	2-5	1	3	4	3	7	1	1	2	1	21
15	DAVIS, Tiffany	g	2-3	0-0	1-3	1	1	2	1	5	1	2	1	0	16
21	MORRISON, LeAnna	g	0-0	0-0	0-0	0	1	1	1	0	1	1	0	0	7
23	ROY, Tina	g	2-6	1-4	0-0	0	3	3	0	5	7	0	0	0	22
41	COATES, Alaina	g	9-14	0-0	2-2	4	3	7	2	20	1	1	2	1	17
	Team					1	4	5							
	Totals		39-64	3-6	18-28	16	30	46	9	99	25	10	12	17	200

FG % 1st Half: 20-36 55.6% 2nd half: 19-28 67.9% Game: 39-64 60.9%
 3FG % 1st Half: 1-2 50.0% 2nd half: 2-4 50.0% Game: 3-6 50.0%
 FT % 1st Half: 11-14 78.6% 2nd half: 7-14 50.0% Game: 18-28 64.3%
 Deadball Rebounds: 4,2

Officials: Beverly Roberts, Bryan Enterline, Bruce Morris
 Technical fouls: Charleston Southern-None. #22/21 South Carolina-None.
 Attendance: 5120

Score by periods	1st	2nd	Total
Charleston Southern	13	16	29
#22/21 South Carolina	52	47	99

Last FG - CSU 2nd-01:16, SC 2nd-00:49.
 Largest lead - CSU None, SC by 70 2nd-02:07.
 Score tied - 0 times.
 Lead changed - 0 times.



Official Basketball Box Score -- Game Totals -- Final Statistics
Coll. of Charleston vs South Carolina
 11/14/13 8 p.m. at Columbia, S.C./Colonial Life Arena



Coll. of Charleston 54 • 1-2

##	Player	Total		3-Ptr		Rebounds			PF	TP	A	TO	Blk	Stl	Min
		FG-FGA	FG-FGA	FT-FTA	Off	Def	Tot								
11	Hewatt, Christy	f	2-3	1-1	0-0	1	2	3	1	5	1	0	0	1	9
15	Ramer, Deidre	c	3-8	0-0	1-2	2	2	4	3	7	0	0	0	1	16
01	Frye, Alyssa	g	2-12	1-4	0-0	0	2	2	1	5	2	5	0	2	36
02	Hall, Erin	g	2-11	1-7	0-0	0	2	2	3	5	0	1	0	0	25
22	Brown, Jillian	g	2-3	0-0	0-0	0	4	4	3	4	7	1	0	1	40
05	Winter, Jenice	g	1-4	0-0	0-0	0	0	0	0	2	0	0	0	0	5
13	Tolbert, Afreyea	g	5-15	0-0	4-6	2	9	11	4	14	0	0	0	0	21
14	Gardner, Courtney	g	0-2	0-1	0-0	0	1	1	1	0	1	0	0	0	8
24	Bolden, Breanna	g	0-0	0-0	1-2	0	1	1	1	1	0	1	0	0	4
25	Green, Jazz	g	1-4	0-0	1-2	1	1	2	2	3	1	0	0	0	9
30	Hopkins, Mikaela	g	2-3	0-0	2-6	2	1	3	5	6	0	2	2	0	18
32	Carter, Jasmine	g	1-3	0-0	0-0	0	1	1	3	2	0	0	0	0	9
	Team					3	1	4							
	Totals		21-68	3-13	9-18	11	27	38	27	54	12	10	2	5	200

FG % 1st Half: 13-33 39.4% 2nd half: 8-35 22.9% Game: 21-68 30.9%
 3FG % 1st Half: 2-7 28.6% 2nd half: 1-6 16.7% Game: 3-13 23.1%
 FT % 1st Half: 6-10 60.0% 2nd half: 3-8 37.5% Game: 9-18 50.0%
 Deadball Rebounds: 5,1

South Carolina 81 • 3-0

##	Player	Total		3-Ptr		Rebounds			PF	TP	A	TO	Blk	Stl	Min
		FG-FGA	FG-FGA	FT-FTA	Off	Def	Tot								
24	WELCH, Aleighsa	f	3-5	0-0	6-11	7	10	17	2	12	2	1	1	2	23
31	DOZIER, Asia	f	6-12	4-8	0-0	0	2	2	1	16	3	1	0	0	25
33	IBIAM, Elem	c	5-8	0-0	2-5	2	4	6	2	12	0	0	3	1	23
05	SESSIONS, Khadijah	g	0-4	0-2	2-2	0	1	1	2	2	4	1	0	0	17
25	MITCHELL, Tiffany	g	3-7	2-3	3-7	3	5	8	1	11	1	2	0	0	26
00	FARMER, India	g	0-0	0-0	0-0	0	0	0	1	0	0	0	0	0	5
02	GAINES, Olivia	g	0-1	0-0	2-2	0	1	1	1	2	0	1	0	1	11
12	MONTOUT, Wilka	g	1-6	0-2	0-4	5	3	8	2	2	0	2	1	0	16
15	DAVIS, Tiffany	g	2-4	1-2	2-2	0	1	1	0	7	3	2	0	1	19
21	MORRISON, LeAnna	g	0-3	0-2	0-0	1	0	1	1	0	1	0	0	0	6
23	ROY, Tina	g	2-10	2-9	0-0	0	0	0	0	6	2	0	0	0	16
41	COATES, Alaina	g	3-6	0-0	5-9	5	9	14	2	11	0	1	3	0	13
	Team					0	3	3							
	Totals		25-66	9-28	22-42	23	39	62	15	81	16	12	8	5	200

FG % 1st Half: 14-35 40.0% 2nd half: 11-31 35.5% Game: 25-66 37.9%
 3FG % 1st Half: 5-15 33.3% 2nd half: 4-13 30.8% Game: 9-28 32.1%
 FT % 1st Half: 13-23 56.5% 2nd half: 9-19 47.4% Game: 22-42 52.4%
 Deadball Rebounds: 10,1

Officials: Dee Kantner, Joe Cunningham, Ed Sidlasky
 Technical fouls: Coll. of Charleston-None. South Carolina-None.
 Attendance: 4882

Score by periods	1st	2nd	Total
Coll. of Charleston	34	20	54
South Carolina	46	35	81

Last FG - COFC 2nd-01:17, SC 2nd-00:51.
 Largest lead - COFC by 9 1st-17:33, SC by 32 2nd-06:47.
 Score tied - 0 times.
 Lead changed - 1 time.



Official Basketball Box Score -- Game Totals -- Final Statistics
Louisiana Tech vs #22/21 South Carolina
 11/10/13 2 p.m. at Columbia, S.C./Colonial Life Arena



Louisiana Tech 45 • 0-1

##	Player	Total		3-Ptr		Rebounds			PF	TP	A	TO	Blk	Stl	Min
		FG-FGA	FG-FGA	FT-FTA	Off	Def	Tot								
02	FRAZIER, Whitney	f	3-9	1-1	0-0	0	3	3	5	7	2	0	0	4	30
24	CHENEVERT, Tyjae	f	2-6	0-0	0-2	0	2	3	4	4	1	4	2	0	24
33	LANGSTON, Savanna	f	1-3	0-1	0-0	2	3	4	4	2	0	0	0	1	28
15	JEFFERSON, Brittney	g	4-9	1-1	2-6	0	4	4	4	11	4	3	0	0	37
21	ANDREWS, Kenedria	g	2-6	1-2	0-0	1	4	5	1	5	0	3	0	0	35
00	JACKSON, JaQuan	g	5-16	1-2	2-2	2	2	4	3	13	3	5	0	2	34
04	VUCINIC, Jelena	g	0-0	0-0	0-0	0	0	0	1	0	0	0	0	0	4
32	MOTEN, Kevione	g	1-1	0-0	1-4	2	1	3	3	3	0	1	0	0	8
	Team					2	1	3							
	Totals		18-50	4-7	5-14	9	20	29	22	45	10	17	2	7	200

FG % 1st Half: 8-24 33.3% 2nd half: 10-26 38.5% Game: 18-50 36.0%
 3FG % 1st Half: 1-2 50.0% 2nd half: 3-5 60.0% Game: 4-7 57.1%
 FT % 1st Half: 0-2 0.0% 2nd half: 5-12 41.7% Game: 5-14 35.7%
 Deadball Rebounds: 6,1

#22/21 South Carolina 68 • 2-0

##	Player	Total		3-Ptr		Rebounds			PF	TP	A	TO	Blk	Stl	Min
		FG-FGA	FG-FGA	FT-FTA	Off	Def	Tot								
31	DOZIER, Asia	f	3-5	1-1	0-0	0	1	1	1	7	0	3	0	0	21
33	IBIAM, Elem	f	3-6	0-0	5-10	2	6	8	5	11	1	3	3	1	24
41	COATES, Alaina	c	6-10	0-0	0-3	5	5	10	3	12	0	0	0	0	19
05	SESSIONS, Khadijah	g	3-8	1-4	0-0	1	0	1	1	7	5	2	0	2	27
25	MITCHELL, Tiffany	g	4-9	1-4	1-3	0	4	4	1	10	3	2	0	1	27
00	FARMER, India	g	0-0	0-0	0-0	0	0	0	0	0	0	0	0	0	1
02	GAINES, Olivia	g	1-												



Official Basketball Box Score -- Game Totals -- Final Statistics
#19/14 South Carolina vs Clemson
 11/20/13 7 pm at Clemson, SC (Littlejohn Coliseum)



#19/14 South Carolina 68 • 5-0

#	Player	Total		3-Ptr		Rebounds			PF	TP	A	TO	Blk	Stl	Min
		FG-FGA	FG-FGA	FT-FTA	Off	Def	Tot								
24	WELCH, Aleighsa	f	7-10	0-0	3-3	4	6	10	2	17	4	1	3	1	29
31	DOZIER, Asia	f	2-9	0-5	0-1	3	6	9	3	4	0	2	0	0	30
33	IBIAM, Elem	c	5-6	0-0	0-0	3	3	6	2	10	1	0	1	1	25
05	SESSIONS, Khadijah	g	3-7	2-4	2-3	2	1	3	1	10	3	1	0	0	32
25	MITCHELL, Tiffany	g	6-10	2-4	0-0	2	4	6	0	14	5	4	0	2	28
00	FARMER, India	g	0-0	0-0	0-0	0	0	0	0	0	0	0	0	0	1
12	MONTOUT, Wilka	g	0-6	0-0	1-2	2	2	4	0	1	0	1	0	0	13
15	DAVIS, Tiffany	g	0-0	0-0	0-0	0	0	0	0	0	1	0	0	0	10
21	MORRISON, LeAnna	g	0-0	0-0	0-0	0	0	0	0	0	0	0	0	0	2
23	ROY, Tina	g	1-4	0-3	1-1	2	1	3	1	3	0	2	0	0	15
41	COATES, Alaina	g	2-5	0-0	5-8	1	5	6	4	9	0	1	1	2	15
Team						0	2	2							
Totals			26-57	4-16	12-18	19	30	49	13	68	14	12	5	6	200

FG % 1st Half: 12-31 38.7% 2nd half: 14-26 53.8% Game: 26-57 45.6% Deadball Rebounds 1
 3FG % 1st Half: 1-8 12.5% 2nd half: 3-8 37.5% Game: 4-16 25.0%
 FT % 1st Half: 2-3 66.7% 2nd half: 10-15 66.7% Game: 12-18 66.7%

Clemson 43 • 1-3

#	Player	Total		3-Ptr		Rebounds			PF	TP	A	TO	Blk	Stl	Min
		FG-FGA	FG-FGA	FT-FTA	Off	Def	Tot								
01	Tay, Charmaine	f	5-15	0-2	1-3	2	3	5	2	11	2	2	1	1	32
13	Chatman, Sade	c	1-8	0-0	1-2	1	2	3	5	3	0	2	0	1	23
02	Lindsay, Chelsea	g	5-10	2-3	0-0	1	1	2	0	12	3	2	0	1	39
21	Dixon, Nikki	g	0-0	0-0	0-0	0	0	0	0	0	0	0	0	0	1
23	Dunn, Chancie	g	2-6	0-0	0-0	0	2	2	4	4	1	2	0	0	35
05	Gramlich, Kelly	g	0-3	0-1	2-2	0	5	5	1	2	1	0	0	1	24
14	Mosley, Paige	g	0-1	0-0	2-4	1	1	2	1	2	0	0	0	1	8
15	Jamison-Myers, Nyilah	g	0-4	0-0	5-6	2	1	3	4	5	0	2	1	0	24
20	Gaillard, Jordan	g	1-1	1-1	1-2	0	2	2	0	4	0	1	0	0	14
Team						3	0	3							
Totals			14-48	3-7	12-19	10	17	27	17	43	7	11	2	5	200

FG % 1st Half: 3-23 13.0% 2nd half: 11-25 44.0% Game: 14-48 29.2% Deadball Rebounds 1
 3FG % 1st Half: 0-2 0.0% 2nd half: 3-5 60.0% Game: 3-7 42.9%
 FT % 1st Half: 9-14 64.3% 2nd half: 3-5 60.0% Game: 12-19 63.2%

Officials: Billy Smith, Jules Gallien, Mark Berger
 Technical fouls: #19/14 South Carolina-None. Clemson-None.
 Attendance: 715

Score by periods	1st	2nd	Total
#19/14 South Carolina	27	41	68
Clemson	15	28	43

Last FG - SC 2nd-00:32, CU 2nd-00:08.
 Largest lead - SC by 28 2nd-02:32, CU by 2 1st-19:45.

Score tied - 1 time.
 Lead changed - 1 time.



Official Basketball Box Score -- Game Totals -- Final Statistics
#17/14 South Carolina vs USC
 11/25/13 5 p.m. at Galen Center (Los Angeles)



#17/14 South Carolina 70 • 7-0

#	Player	Total		3-Ptr		Rebounds			PF	TP	A	TO	Blk	Stl	Min
		FG-FGA	FG-FGA	FT-FTA	Off	Def	Tot								
24	WELCH, Aleighsa	f	6-11	0-0	2-2	2	4	6	2	14	1	2	0	0	34
31	DOZIER, Asia	f	1-4	0-1	2-2	0	2	2	1	4	2	3	0	0	25
33	IBIAM, Elem	c	2-5	0-0	0-0	2	3	5	5	4	1	2	2	0	19
05	SESSIONS, Khadijah	g	2-7	1-2	2-4	0	1	1	2	7	3	4	0	2	37
25	MITCHELL, Tiffany	g	6-9	0-1	10-13	3	3	6	3	22	4	6	0	5	34
12	MONTOUT, Wilka	g	0-0	0-0	0-0	0	2	2	0	0	1	0	0	0	9
21	MORRISON, LeAnna	g	0-0	0-0	0-0	0	0	0	0	0	0	0	0	0	1
23	ROY, Tina	g	3-5	1-2	4-4	0	3	3	1	11	0	0	1	0	24
41	COATES, Alaina	g	4-7	0-0	0-1	1	8	9	4	8	0	2	0	1	17
Team						1	0	1							
Totals			24-48	2-6	20-26	9	26	35	18	70	12	19	3	8	200

FG % 1st Half: 11-28 39.3% 2nd half: 13-20 65.0% Game: 24-48 50.0% Deadball Rebounds 2
 3FG % 1st Half: 1-4 25.0% 2nd half: 1-2 50.0% Game: 2-6 33.3%
 FT % 1st Half: 7-9 77.8% 2nd half: 13-17 76.5% Game: 20-26 76.9%

USC 50 • 3-2

#	Player	Total		3-Ptr		Rebounds			PF	TP	A	TO	Blk	Stl	Min
		FG-FGA	FG-FGA	FT-FTA	Off	Def	Tot								
10	Oliver, Kate	f	0-5	0-0	0-0	1	2	3	1	0	1	1	2	2	20
11	Harberts, Cassie	f	7-15	0-1	0-3	0	2	2	3	14	3	1	1	0	27
21	Vaiioletama, Alexyz	f	1-2	1-2	0-0	0	2	5	4	3	0	3	0	1	22
01	Adams, Jordan	g	1-5	0-4	2-2	2	2	4	1	4	4	2	0	3	33
14	Crook, Ariya	g	6-14	0-4	4-4	0	2	2	4	16	0	4	0	2	33
12	Jaco, Courtney	g	0-0	0-0	0-0	0	0	0	0	0	0	0	0	0	2
13	Horn, Kaneisha	g	1-5	0-0	1-4	0	3	3	2	3	0	3	0	1	17
23	Barrett, Brianna	g	3-4	0-0	1-3	2	3	5	2	7	3	2	1	0	25
24	Edelman, Drew	g	0-0	0-0	0-0	0	0	0	0	0	0	0	0	1	8
32	Alofaituli, Kiki	g	1-2	0-0	1-2	2	0	2	2	3	1	1	0	0	13
Team						2	2	4							
Totals			20-52	1-11	9-18	11	19	30	21	50	12	22	4	10	200

FG % 1st Half: 9-23 39.1% 2nd half: 11-29 37.9% Game: 20-52 38.5% Deadball Rebounds 4
 3FG % 1st Half: 1-8 12.5% 2nd half: 0-3 0.0% Game: 1-11 9.1%
 FT % 1st Half: 5-6 83.3% 2nd half: 4-12 33.3% Game: 9-18 50.0%

Officials: Michael Price, Cathi Cornell, Janetta Graham
 Technical fouls: #17/14 South Carolina-None. USC-None.
 Attendance: 897
 13:14 South Carolina #41 called for flagrant one.

Score by periods	1st	2nd	Total
#17/14 South Carolina	30	40	70
USC	24	26	50

Last FG - SC 2nd-01:16, USC 2nd-02:47.
 Largest lead - SC by 20 2nd-00:37, USC by 2 1st-19:44.

Score tied - 5 times.
 Lead changed - 3 times.



Official Basketball Box Score -- Game Totals -- Final Statistics
#19/14 South Carolina vs San Diego State
 11/23/13 1 p.m. at Viejas Arena at Aztec Bowl (San Diego)



#19/14 South Carolina 88 • 6-0

#	Player	Total		3-Ptr		Rebounds			PF	TP	A	TO	Blk	Stl	Min
		FG-FGA	FG-FGA	FT-FTA	Off	Def	Tot								
24	WELCH, Aleighsa	f	4-4	0-0	0-2	1	3	4	3	8	2	1	1	1	25
31	DOZIER, Asia	f	5-13	4-10	2-2	3	0	3	2	16	0	2	0	2	28
33	IBIAM, Elem	c	2-3	0-0	1-2	1	3	4	3	5	1	1	1	1	21
05	SESSIONS, Khadijah	g	4-9	2-5	2-3	0	0	0	1	12	5	1	0	4	30
25	MITCHELL, Tiffany	g	6-10	1-2	4-5	1	2	3	2	17	9	1	0	3	26
02	GAINES, Olivia	g	0-0	0-0	1-2	1	0	1	0	1	1	0	0	0	5
12	MONTOUT, Wilka	g	1-2	0-1	0-0	0	2	2	3	2	0	1	0	0	17
15	DAVIS, Tiffany	g	0-1	0-0	0-0	0	0	0	0	0	3	0	0	0	3
21	MORRISON, LeAnna	g	0-1	0-1	0-0	1	0	1	0	0	1	0	0	0	4
23	ROY, Tina	g	2-6	2-4	0-0	0	1	1	0	6	2	1	1	0	19
41	COATES, Alaina	g	5-6	0-0	11-15	1	7	8	4	21	0	0	1	0	22
Team						1	2	3							
Totals			29-55	9-23	21-31	10	20	30	18	88	24	8	4	12	200

FG % 1st Half: 16-35 45.7% 2nd half: 13-20 65.0% Game: 29-55 52.7% Deadball Rebounds 3,2
 3FG % 1st Half: 7-15 46.7% 2nd half: 2-8 25.0% Game: 9-23 39.1%
 FT % 1st Half: 4-6 66.7% 2nd half: 17-25 68.0% Game: 21-31 67.7%

San Diego State 54 • 0-4

#	Player	Total		3-Ptr		Rebounds			PF	TP	A	TO	Blk	Stl	Min
		FG-FGA	FG-FGA	FT-FTA	Off	Def	Tot								
02	HUNTER, Kristina	f	1-4	0-0	3-4	2	1	3	5	5	1	4	0	0	19
05	CULBERSON, Chairese	f	0-6	0-2	0-0	0	0	0	3	0	1	0	0	0	28
25	AMARIKWA, Erimma	f	7-11	0-0	1-2	1	4	5	0	15	0	1	0	0	26
13	WARREN, Cierra	c	2-4	0-0	1-5	2	3	5	5	5	1	3	0	0	20
11	HARVEY, Ahjalee	g	4-9	1-4	1-2	0	4	4	2	10	3	7	0	1	34
00	SMITH, Deirdra	g	3-5	0-0	0-0	1	3	4	4	6	0	3	0	0	23
03	BOSTICK, Ariell	g	1-2	0-0	0-0	0	1	1	2	2	0	1	0	0	8
12	SCURRY, Dejanee	g	3-6	0-1	0-0	1	6	7	2	6	4	4	1	4	23
21	JOHNSON, Chloe	g	0-1	0-1	0-0	0	1	1	2	0	0	1	0	0	12
23	LAWRENCE, Alyssa	g	0-0	0-0	2-2	0	0	0	0	2	0	0	0	0	7
Team						1	0	1							
Totals			21-48	1-8	8-15	8	23	31	25	51	10	25	1	5	200

FG % 1st Half: 12-22 54.5% 2nd half: 9-26 34.6% Game: 21-48 43.8% Deadball Rebounds 4
 3FG % 1st Half: 1-4 25.0% 2nd half: 0-4 0.0% Game: 1-8 12.5%
 FT % 1st Half: 4-7 57.1% 2nd half: 4-8 50.0% Game: 8-15 53.3%

Officials: Melissa Barlow, Shelley Nakasone, Lisa Jones
 Technical fouls: #19/14 South Carolina-None. San Diego State-None.
 Attendance: 642
 3 TEAM POINTS AWARDED TO SDSU AT



Official Basketball Box Score -- Game Totals -- Final Statistics
#12/10 South Carolina vs Charlotte
12/08/13 2:00 p.m. at Dale F. Halton Arena (Charlotte, N.C.)



#12/10 South Carolina 76 • 9-0

Table with columns: Player, FG-FGA, 3-Ptr, FT-FTA, Rebounds (Off, Def, Tot), PF, TP, A TO Blk Stl, Min. Includes player stats for WELCH, ALEIGHSA, IBIAM, etc.

FG % 1st Half: 11-31 35.5% 2nd half: 14-22 63.6% Game: 25-53 47.2% Deadball Rebounds 0
3FG % 1st Half: 1-5 20.0% 2nd half: 0-1 0.0% Game: 1-6 16.7%
FT % 1st Half: 10-13 76.9% 2nd half: 15-20 75.0% Game: 25-33 75.8%

Charlotte 61 • 4-5

Table with columns: Player, FG-FGA, 3-Ptr, FT-FTA, Rebounds (Off, Def, Tot), PF, TP, A TO Blk Stl, Min. Includes player stats for GORDON, KIRA, ALEXANDER, ALEXIS, etc.

FG % 1st Half: 12-24 50.0% 2nd half: 12-29 41.4% Game: 24-53 45.3% Deadball Rebounds 2
3FG % 1st Half: 1-5 20.0% 2nd half: 2-8 25.0% Game: 3-13 23.1%
FT % 1st Half: 7-8 87.5% 2nd half: 3-4 75.0% Game: 10-12 83.3%

Officials: Billy Smith, Carla Fountain, Meadow Overstreet
Technical fouls: #12/10 South Carolina-None. Charlotte-None.
Attendance: 1357

Score by periods table with columns: 1st, 2nd, Total. Rows for #12/10 South Carolina and Charlotte.

Last FG - SC 2nd-01:12, CHA 2nd-00:37.
Largest lead - SC by 16 2nd-00:44, CHA by 2 1st-12:32.

Score tied - 8 times.
Lead changed - 6 times.



Official Basketball Box Score -- Game Totals -- Final Statistics
#10/10 South Carolina vs #14/13 N. Carolina
12/18/13 7:00 p.m. at Myrtle Beach (SC) Convention Center



#10/10 South Carolina 66 • 9-1

Table with columns: Player, FG-FGA, 3-Ptr, FT-FTA, Rebounds (Off, Def, Tot), PF, TP, A TO Blk Stl, Min. Includes player stats for WELCH, ALEIGHSA, DOZIER, ASIA, etc.

FG % 1st Half: 11-30 36.7% 2nd half: 12-26 46.2% Game: 23-56 41.1% Deadball Rebounds 2
3FG % 1st Half: 0-4 0.0% 2nd half: 1-7 14.3% Game: 1-11 9.1%
FT % 1st Half: 5-11 45.5% 2nd half: 14-18 77.8% Game: 19-29 65.5%

#14/13 N. Carolina 74 • 10-2

Table with columns: Player, FG-FGA, 3-Ptr, FT-FTA, Rebounds (Off, Def, Tot), PF, TP, A TO Blk Stl, Min. Includes player stats for STEPHANIE MAVUNGA, XYLINA, ALISHA, etc.

FG % 1st Half: 15-34 44.1% 2nd half: 13-27 48.1% Game: 28-61 45.9% Deadball Rebounds 1
3FG % 1st Half: 2-7 28.6% 2nd half: 2-9 22.2% Game: 4-16 25.0%
FT % 1st Half: 7-8 87.5% 2nd half: 7-9 77.8% Game: 14-17 82.4%

Officials: Mark Zentz, Bryan Esterline, Louis Gonzalez
Technical fouls: #10/10 South Carolina-None. #14/13 N. Carolina-None.
Attendance: 4137

Score by periods table with columns: 1st, 2nd, Total. Rows for #10/10 South Carolina and #14/13 N. Carolina.

Points In Paint, Off T/O, 2nd Chance, Fast Break, Bench table for #10/10 South Carolina and #14/13 N. Carolina.

Last FG - SC 2nd-01:21, NC 2nd-01:41.
Largest lead - SC by 4 1st-15:32, NC by 13 1st-03:22.

Score tied - 2 times.
Lead changed - 1 time.



Official Basketball Box Score -- Game Totals -- Final Statistics
Winthrop vs #10/10 South Carolina
12/20/13 12 p.m. at Columbia, S.C./Colonial Life Arena



Winthrop 61 • 6-3

Table with columns: Player, FG-FGA, 3-Ptr, FT-FTA, Rebounds (Off, Def, Tot), PF, TP, A TO Blk Stl, Min. Includes player stats for CALVERT, TAYLOR, WILLIAMS, ERICA, etc.

FG % 1st Half: 10-30 33.3% 2nd half: 14-29 48.3% Game: 24-59 40.7% Deadball Rebounds 3
3FG % 1st Half: 3-5 60.0% 2nd half: 1-3 33.3% Game: 4-8 50.0%
FT % 1st Half: 0-0 0.0% 2nd half: 9-10 90.0% Game: 9-10 90.0%

#10/10 South Carolina 69 • 10-1

Table with columns: Player, FG-FGA, 3-Ptr, FT-FTA, Rebounds (Off, Def, Tot), PF, TP, A TO Blk Stl, Min. Includes player stats for WELCH, ALEIGHSA, DOZIER, ASIA, etc.

FG % 1st Half: 14-28 50.0% 2nd half: 10-20 50.0% Game: 24-48 50.0% Deadball Rebounds 4
3FG % 1st Half: 5-11 45.5% 2nd half: 3-8 37.5% Game: 8-19 42.1%
FT % 1st Half: 4-7 57.1% 2nd half: 9-17 52.9% Game: 13-24 54.2%

Officials: Jesse Dickerson, Michael Price, Mike Riggs
Technical fouls: Winthrop-None. #10/10 South Carolina-None.
Attendance: 5021

Score by periods table with columns: 1st, 2nd, Total. Rows for Winthrop and #10/10 South Carolina.

Last FG - WU 2nd-01:36, SC 2nd-01:55.
Largest lead - WU None, SC by 19 1st-07:30.

Score tied - 0 times.
Lead changed - 0 times.



Official Basketball Box Score -- Game Totals -- Final Statistics
SC State vs #10/10 South Carolina
12/22/13 1 p.m. at Columbia, S.C./Colonial Life Arena



SC State 26 • 1-8

Table with columns: Player, FG-FGA, 3-Ptr, FT-FTA, Rebounds (Off, Def, Tot), PF, TP, A TO Blk Stl, Min. Includes player stats for FLOYD, CHERISHA, GOODWIN, PERSEPHONE, etc.

FG % 1st Half: 6-26 23.1% 2nd half: 6-23 26.1% Game: 12-49 24.5% Deadball Rebounds 1,1
3FG % 1st Half: 0-7 0.0% 2nd half: 1-12 16.7% Game: 2-19 10.5%
FT % 1st Half: 0-2 0.0% 2nd half: 0-0 0.0% Game: 0-2 0.0%

#10/10 South Carolina 70 • 11-1

Table with columns: Player, FG-FGA, 3-Ptr, FT-FTA, Rebounds (Off, Def, Tot), PF, TP, A TO Blk Stl, Min. Includes player stats for WELCH, ALEIGHSA, IBIAM, ELEM, etc.

FG % 1st Half: 14-28 50.0% 2nd half: 12-29 41.4% Game: 26-57 45.6% Deadball Rebounds 2,3
3FG % 1st Half: 3-4 75.0% 2nd half: 2-8 25.0% Game: 5-12 41.7%
FT % 1st Half: 6-8 75.0% 2nd half: 7-10 70.0% Game: 13-18 72.2%

Officials: Beverly Roberts, Kevin Pethel, Eric Baker
Technical fouls: SC State-None. #10/10 South Carolina-None.
Attendance: 5937

Score by periods table with columns: 1st, 2nd, Total. Rows for SC State and #10/10 South Carolina.

Points In Paint, Off T/O, 2nd Chance, Fast Break, Bench table for SC State and #10/10 South Carolina.

Last FG - SCSUW 2nd-00:02, SC 2nd-03:37.
Largest lead - SCSUW by 2 1st-19:49, SC by 52 2nd-03:37.

Score tied - 0 times.
Lead changed - 3 times.



2013-14 South Carolina Basketball
South Carolina Game-by-Game Highs (as of Dec 22, 2013)
All games



Opponent	Date	Score	Points	Rebounds	Assists	Steals	Blocked shots
CHARLESTON SOUTHERN	11/08/13	99-29	20-COATES, Alaina	8-WELCH, Aleighsa	7-ROY, Tina	5-MITCHELL, Tiffany	5-IBIAM, Elem
LOUISIANA TECH	11/10/13	68-45	14-WELCH, Aleighsa	10-WELCH, Aleighsa COATES, Alaina	5-SESSIONS, Khadij	2-SESSIONS, Khadij	3-IBIAM, Elem
COLL. OF CHARLESTON	11/14/13	81-54	16-DOZIER, Asia	17-WELCH, Aleighsa	4-SESSIONS, Khadij	2-WELCH, Aleighsa	3-IBIAM, Elem COATES, Alaina
SETON HALL	11/17/13	88-67	18-IBIAM, Elem	8-IBIAM, Elem WELCH, Aleighsa COATES, Alaina	5-SESSIONS, Khadij	2-DOZIER, Asia	4-COATES, Alaina
at Clemson	11/20/13	68-43	17-WELCH, Aleighsa	10-WELCH, Aleighsa	5-MITCHELL, Tiffany	2-COATES, Alaina MITCHELL, Tiffany	3-WELCH, Aleighsa
at San Diego State	11/23/13	88-54	21-COATES, Alaina	8-COATES, Alaina	9-MITCHELL, Tiffany	4-SESSIONS, Khadij	1-COATES, Alaina ROY, Tina WELCH, Aleighsa IBIAM, Elem
at USC	11/25/13	70-50	22-MITCHELL, Tiffany	9-COATES, Alaina	4-MITCHELL, Tiffany	5-MITCHELL, Tiffany	2-IBIAM, Elem
NC CENTRAL	12/02/13	79-27	19-MITCHELL, Tiffany	7-COATES, Alaina	6-SESSIONS, Khadij	3-MITCHELL, Tiffany	2-COATES, Alaina
at Charlotte	12/08/13	76-61	19-IBIAM, Elem	9-IBIAM, Elem	4-MITCHELL, Tiffany DOZIER, Asia	3-WELCH, Aleighsa MITCHELL, Tiffany	3-IBIAM, Elem
vs #14/13 North Carolina	12/18/13	66-74	23-WELCH, Aleighsa	6-WELCH, Aleighsa	2-GAINES, Olivia	2-MITCHELL, Tiffany SESSIONS, Khadija IBIAM, Elem	4-IBIAM, Elem
WINTHROP	12/20/13	69-61	20-MITCHELL, Tiffany	9-IBIAM, Elem	7-MITCHELL, Tiffany	2-WELCH, Aleighsa	3-IBIAM, Elem
SC STATE	12/22/13	70-26	23-COATES, Alaina	9-MITCHELL, Tiffany IBIAM, Elem	4-MITCHELL, Tiffany	1-DOZIER, Asia GAINES, Olivia ROY, Tina IBIAM, Elem DAVIS, Tiffany WELCH, Aleighsa MITCHELL, Tiffany	3-COATES, Alaina



2013-14 South Carolina Basketball
South Carolina Points-Rebounds-Assists (as of Dec 22, 2013)
All games



Opponent	Date	Score	00	02	05	12	15	21	23	24	25	31	33	41
			FARMER	LIND GAINES	OLI SESSIONS	K MONTOUT	T W DAVIS	TIFF MORRISON	L ROY	TINA WELCH	ALEI MITCHELL	T DOZIER	RASI IBIA	ELEM COATES
CSU	11/08/13	99-29 w	0-0-0	4-4-5	10-2-3	7-4-1	5-2-1	0-1-1	5-3-7	15-8-0	12-1-1	4-3-5	17-6-0	20-7-1
LATECH	11/10/13	68-45 w	0-0-0	2-4-3	7-1-5	0-3-0	3-2-1	0-0-0	2-1-2	14-10-3	10-4-3	7-1-0	11-8-1	12-10-0
COFC	11/14/13	81-54 w	0-0-0	2-1-0	2-1-4	2-8-0	7-1-3	0-1-1	6-0-2	12-17-2	11-8-1	16-2-3	12-6-0	11-14-0
SHU	11/17/13	88-67 w	DNP	0-1-1	17-3-5	0-0-1	0-1-0	0-0-1	5-2-1	15-8-4	15-3-4	6-4-2	18-8-0	10-8-1
at CU	11/20/13	68-43 w	0-0-0	DNP	10-3-3	1-4-0	0-0-1	0-0-0	3-3-0	17-10-4	14-6-5	4-9-0	10-6-1	9-6-0
at SDSU	11/23/13	88-54 w	DNP	1-1-1	12-0-5	2-2-0	0-0-3	0-1-1	6-1-2	8-4-2	17-3-9	16-3-0	5-4-1	21-8-0
at USC	11/25/13	70-50 w	DNP	DNP	7-1-3	0-2-1	DNP	0-0-0	11-3-0	14-6-1	22-6-4	4-2-2	4-5-1	8-9-0
NCCU	12/02/13	79-27 w	3-3-0	4-5-4	7-0-6	5-1-1	DNP	3-2-0	2-6-5	13-4-1	19-3-1	6-2-1	2-3-0	15-7-1
at CHA	12/08/13	76-61 w	DNP	0-1-0	6-2-3	3-2-0	0-0-0	2-0-0	1-2-1	18-6-0	15-3-4	10-5-4	19-9-0	2-4-0
vs NC	12/18/13	66-74 L	DNP	2-1-2	4-2-1	0-1-0	0-0-0	DNP	2-4-0	23-6-0	18-5-1	3-3-1	14-5-1	0-1-0
WU	12/20/13	69-61 w	DNP	2-1-1	DNP	2-3-0	3-4-2	DNP	0-0-0	14-8-2	20-1-7	13-2-5	12-9-0	3-3-0
SCSUW	12/22/13	70-26 w	0-1-0	6-4-2	DNP	2-5-0	6-1-3	0-1-0	7-1-2	8-5-3	5-9-4	4-4-3	9-9-1	23-5-1



2013-14 South Carolina Basketball
South Carolina Team Game-by-Game Comparison (as of Dec 22, 2013)
All games



Opponent	1st	2nd	Score	Mar	Total FG	FG Pct	3-Pointers	3FG Pct	Free Throws	FT Pct	Rebounds	Assist	T/Over	Block	Steal	Fouls
CHARLESTON SOUTHERN	52/13	47/16	99-29	+70	39-64/10-54	.609/.185	3-6/4-23	.500/.174	18-28/5-6	.643/.833	46/25	25/6	10/25	12/5	17/5	9/19
LOUISIANA TECH	31/17	37/28	68-45	+23	28-62/18-50	.452/.360	4-18/4-7	.222/.571	8-22/5-14	.364/.357	47/29	18/10	13/17	4/2	6/7	15/22
COLL. OF CHARLESTON	46/34	35/20	81-54	+27	25-66/21-68	.379/.309	9-28/3-13	.321/.231	22-42/9-18	.524/.500	62/38	16/12	12/10	8/2	5/5	15/27
SETON HALL	41/39	47/28	88-67	+21	26-45/26-67	.578/.388	6-12/6-11	.500/.545	30-44/9-18	.682/.500	38/30	19/4	11/8	9/2	6/5	16/28
Clemson	27/15	41/28	68-43	+25	26-57/14-48	.456/.292	4-16/3-7	.250/.429	12-18/12-19	.667/.632	49/27	14/7	12/11	5/2	6/5	13/17
San Diego State	43/32	45/22	88-54	+34	29-55/21-48	.527/.438	9-23/1-8	.391/.125	21-31/8-15	.677/.533	30/31	24/10	8/25	4/1	12/5	18/25
USC	30/24	40/26	70-50	+20	24-48/20-52	.500/.385	2-6/1-11	.333/.091	20-26/9-18	.769/.500	35/30	12/12	19/22	3/4	8/10	18/21
NC CENTRAL	46/15	33/12	79-27	+52	31-53/8-50	.565/.160	6-18/1-14	.333/.071	11-16/10-12	.688/.833	38/28	20/6	7/16	4/1	7/3	11/13
Charlotte	33/32	43/29	76-61	+15	25-53/24-53	.472/.453	1-6/3-13	.167/.231	25-33/10-12	.758/.833	36/29	12/10	15/18	7/0	10/6	13/24
#14/13 North Carolina	27/39	39/35	66-74	(8)	23-56/28-61	.411/.459	1-11/4-16	.091/.250	19-29/14-17	.655/.824	33/43	6/12	14/17	6/3	7/5	18/23
WINTHROP	37/23	32/38	69-61	+8	24-48/24-59	.500/.407	8-19/4-8	.421/.500	13-24/9-10	.542/.900	34/30	17/13	20/13	5/2	4/8	12/21
SC STATE	37/12	33/14	70-26	+44	26-57/12-49	.456/.245	5-12/2-19	.417/.105	13-18/0-2	.722/.000	47/21	19/7	14/16	5/1	7/8	11/14

Note: Game totals are displayed in the format TEAM/OPPONENT for each category



2013-14 South Carolina Basketball
South Carolina Combined Team Statistics (as of Dec 22, 2013)
All games



RECORD:	OVERALL	HOME	AWAY	NEUTRAL
ALL GAMES	11-1	7-0	4-0	0-1
CONFERENCE	0-0	0-0	0-0	0-0
NON-CONFERENCE	11-1	7-0	4-0	0-1

#	Player	gp-gs	min	avg	Total		3-Point		F-Throw		Rebounds				pf	dq	a	to	blk	stl	pts	avg			
					fg-fga	fg%	3fg-fga	3fg%	ft-fga	ft%	off	def	tot	avg											
25	MITCHELL, Tiffany	12-12	347	28.9	60-113	.531	16-32	.500	42-60	.700	19	33	52	4.3	16	0	44	30	0	27	178	14.8			
24	WELCH, Aleighsa	12-11	326	27.2	63-90	.700	0-0	.000	45-74	.608	40	52	92	7.7	19	0	22	17	10	13	171	14.3			
41	COATES, Alaina	12-1	190	15.8	48-74	.649	0-0	.000	38-59	.644	27	55	82	6.8	27	0	4	14	20	6	134	11.2			
33	BIAM, Elem	12-12	301	25.1	53-92	.576	0-0	.000	27-42	.643	24	54	78	6.5	30	2	6	15	30	10	133	11.1			
05	SESSIONS, Khadijah	10-10	266	26.6	26-70	.371	8-28	.286	22-33	.667	4	11	15	1.5	14	0	38	14	0	14	82	8.2			
31	DOZIER, Asia	12-11	303	25.3	32-79	.405	16-45	.356	13-20	.650	11	29	40	3.3	17	0	26	25	2	9	93	7.8			
23	ROY, Tina	12-1	215	17.9	17-60	.283	8-37	.216	8-10	.800	6	20	26	2.2	6	0	22	6	3	3	50	4.2			
15	DAVIS, Tiffany	10-2	119	11.9	8-24	.333	5-13	.385	3-5	.600	2	9	11	1.1	4	0	14	17	1	4	24	2.4			
02	GAINES, Olivia	10-0	111	11.1	8-14	.571	0-1	.000	7-9	.778	8	15	23	2.3	10	0	19	6	2	7	23	2.3			
12	MONTOUT, Wilka	12-0	152	12.7	9-34	.265	3-10	.300	3-13	.231	19	16	35	2.9	12	0	4	8	4	1	24	2.0			
21	MORRISON, LeAnna	10-0	41	4.1	1-9	.111	1-7	.143	4-6	.667	4	2	6	0.6	2	0	3	1	0	1	7	0.7			
00	FARMER, India	6-0	29	4.8	1-5	.200	1-2	.500	0-0	.000	2	2	4	0.7	2	0	0	0	0	0	3	0.5			
Team											7	24	31												2
Total.....		12	2400	326-664		.491	58-175	.331	212-331	.640	173	322	495	41.2	159	2	202	155	72	95	922	76.8			
Opponents.....		12	2400	226-659		.343	36-150	.240	100-161	.621	127	234	361	30.1	254	7	109	198	25	72	588	49.0			

TEAM STATISTICS	SC	OPP	Date	Opponent	Score	Att.	
SCORING	922	588	11/08/13	CHARLESTON SOUTHERN	w 99-29	5120	
Points per game	76.8	49.0	11/10/13	LOUISIANA TECH	w 68-45	5078	
Scoring margin	+27.8	-	11/14/13	COLL. OF CHARLESTON	w 81-54	4882	
FIELD GOALS-ATT	326-664	226-659	11/17/13	SETON HALL	w 88-67	4765	
Field goal pct	.491	.343	11/20/13	at Clemson	w 68-43	715	
3 POINT FG-ATT	58-175	36-150	11/23/13	at San Diego State	w 88-54	642	
3-point FG pct	.331	.240	11/25/13	at USC	w 70-50	897	
3-pt FG made per game	4.8	3.0	12/02/13	NC CENTRAL	w 79-27	4347	
FREE THROWS-ATT	212-331	100-161	12/08/13	at Charlotte	w 76-61	1357	
Free throw pct	.640	.621	12/18/13	vs #14/13 North Carolina	L 66-74	4137	
F-Throws made per game	17.7	8.3	12/20/13	WINTHROP	w 69-61	5021	
REBOUNDS	495	361	12/22/13	SC STATE	w 70-26	5937	
Rebounds per game	41.2	30.1					
Rebounding margin	+11.2	-	* - Conference game				
ASSISTS	202	109					
Assists per game	16.8	9.1					
TURNOVERS	155	198					
Turnovers per game	12.9	16.5					
Turnover margin	+3.6	-					
Assist/turnover ratio	1.3	0.6					
STEALS	95	72					
Steals per game	7.9	6.0					
BLOCKS	72	25					
Blocks per game	6.0	2.1					
ATTENDANCE	35150	7748					
Home games-Avg/Game	7-5021	4-903					
Neutral site-Avg/Game	-	1-4137					

Score by Periods	1st	2nd	Totals
South Carolina	450	472	922
Opponents	295	296	591