



SOUTH CAROLINA BASKETBALL

MBB CONTACT: EMILY MILES // EFEENEY@MAILBOX.SC.EDU // 803-777-7743 // @EMILYFEENEYSID

2015-16 SCHEDULE

OVERALL: 23-7 | SEC: 10-7

NOVEMBER

8	Allen +	W, 71-43
14	Norfolk State %	W, 84-69
16	Oral Roberts	W, 84-66
20	vs. DePaul!	W, 76-61
21/22	vs. Hofstra!	W, 94-84
23	vs. RV/RV Tulsa!	W, 83-75
27	Lipscomb	W, 92-76
30	Western Carolina	W, 76-53

DECEMBER

5	USF	W, 81-63
15	Drexel	W, 79-54
18	at Clemson ^	W, 65-59
22	vs. St. John's &	W, 75-61
30	Francis Marion	W, 78-56

JANUARY

2	Memphis	W, 86-76
5	at Auburn*	W, 81-69
9	Vanderbilt*	W, 69-65
13	at Alabama*	L, 73-50
16	Missouri*	W, 81-72
19	at Ole Miss*	W, 77-74 (OT)
23	at Tennessee*	L, 78-69
26	Mississippi State*	W, 84-74
30	Alabama*	W, 78-64

FEBRUARY

2	at Georgia*	L, 69-56
6	at 8/8 Texas A&M*	W, 81-78
10	RV/RV LSU*	W, 94-83
13	No. 22/21 Kentucky*	L, 89-62
16	at Missouri*	L, 72-67
20	--/RV Florida*	W, 73-69 (OT)
24	Tennessee*	W, 84-58
27	at Mississippi State*	L, 68-58

MARCH

3	Georgia*	L, 74-72
5	at Arkansas*	5 p.m./SECN
9-13	SEC Tournament (Nashville)	TBD

All home games in **bold** | All times listed Eastern
 * indicates SEC contest | + indicates exhibition |
 SECN+ - SEC Network + | SECN - SEC Network
 | CBSSN - CBS Sports Network | % - Paradise Jam
 (Columbia, S.C.) | ! - Paradise Jam (St. Thomas,
 USVI) | & - Hall of Fame Shootout (Uncasville,
 Conn.) | ^ - game played at Bon Secours Arena



SOCIAL HUB

@GAMECOCKMBB // #GAMECOCKS
 FACEBOOK.COM/GAMECOCKMBB

(--/RV) SOUTH CAROLINA (23-7, 10-7 SEC) at ARKANSAS (16-14, 9-8 SEC)

SAT., MARCH 5 • BUD WALTON ARENA (19,200) • FAYETTEVILLE, ARK. • 5 P.M. ET



GAMECOCKS



RAZORBACKS

VS.

Head Coach: Frank Martin (FIU, '93)
Record At Carolina: 68-61 (4th season)
Career Record: 185-115 (9th season)
Record vs. Arkansas: 2-3

Top scorer: Carrera (14.5)
Top rebounder: Carrera (7.7)
Top assist maker: Thornwell (3.8)
Media Relations: Emily Miles
Twitter Updates: @GamecockMBB

Head Coach: Mike Anderson (Tulsa, '82)
Record At Arkansas: 102-62 (5th)
Career Record: 302-160 (14th)
Record vs. S. Carolina: 4-2

Top scorer: Kingsley (16.2)
Top rebounder: Kingsley (9.3)
Top assist maker: Durham (6.2)
Media Relations: David Beall
Twitter: @RazorbackMBB

GAME 31

Broadcast: SEC Network
Play-By-Play: Matt Stewart
Analyst: John Pelphrey

Radio: Gamecock Radio Network
Play-By-Play: Andy Demetra
Analyst: Casey Manning
Sirius: N/A; **XM:** N/A

Watch: WatchESPN
Live Stats: GamecocksOnline.com
Tickets: arkansasrazorbacks.com

Series: Arkansas leads 17-12
Last Meeting: Ark. win, 78-74,
 M. 5, 2015, in Columbia
Series in Fayetteville: Ark. leads 10-3

PROBABLE STARTERS

SOUTH CAROLINA	HT.	WT.	YR.	HOMETOWN	PPG	RPG	MPG
G - #0 Sindarius Thornwell	6-5	215	Jr.	Lancaster, S.C.	12.8	4.7	32.9
G - #10 Duane Notice	6-2	218	Jr.	Toronto, Canada	11.1	2.4	26.6
F - #25 Mindaugas Kacinas	6-7	229	Sr.	Klaipeda, Lithuania	10.1	5.3	29.1
F - #24 Michael Carrera	6-5	214	Sr.	Anzoategui, Venezuela	14.5	7.7	27.9
F - #14 Laimonas Chatkevicius	6-11	245	Sr.	Klaipeda, Lithuania	9.4	4.6	22.1
ARKANSAS	HT.	WT.	YR.	HOMETOWN	PPG	RPG	MPG
G - #3 Dusty Hannah	6-3	203	R-Jr.	Little Rock, Ark.	16.0	2.4	26.8
G - #4 Jabril Durham	6-1	185	Sr.	DeSoto, Texas	6.4	3.5	27.5
G - #5 Anthlon Bell	6-3	185	Sr.	Memphis, Tenn.	15.9	2.9	28.7
F - #33 Moses Kingsley	6-10	230	Jr.	Abuja, Nigeria	16.2	9.3	29.5
F - #55 Keaton Miles	6-7	212	R-Sr.	Dallas, Texas	3.0	2.8	15.1

TODAY'S GAME

South Carolina travels to Arkansas on Saturday, concluding the regular season vs. the Razorbacks. The Gamecocks aim to snap a two-game losing streak, while Arkansas enters the contest having won four straight. Entering Saturday's action, South Carolina is currently fifth in league standings.

SEC TOURNAMENT

Entering the final weekend of regular-season action in the SEC, the Gamecocks are currently fifth in league standings. Texas A&M currently holds the number one seed in the SEC Tournament, Kentucky is second, LSU is third and Vanderbilt is fourth.
















GAMECOCK STORYLINES

- South Carolina is in its 108th season of varsity basketball in 2015-16.
- Carolina is led by fourth-year head coach Frank Martin. Alongside him are associate head coach Matt Figger, assistant coaches Perry Clark and Lamont Evans and director of men's hoops operations, Andy Assaley.
- South Carolina is receiving votes in the USA Today/Coaches Top 25 Poll this week, but the Gamecocks have dropped out of the AP poll receiving votes category. The Gamecocks have been receiving votes or have been ranked for the past 14 weeks in the Coaches Poll, rising to as high as 15th, and Carolina was ranked or receiving votes for 13 straight weeks in the AP poll, rising to as high as 19th.
- South Carolina's 15 home wins this season mark the most since the 2008-09 squad went 16-3 at Colonial Life Arena.



SOUTH CAROLINA GAMECOCKS

OVERALL: 23-7; SEC: 10-7; HOME: 15-2; AWAY: 4-5; NEUTRAL: 4-0

0		SINDARIUS THORNWELL - Jr. - G - 6-5 - 215 - Lancaster, S.C. MIN PTS RBS AST FG% 3FG% FT% 32.9 12.8 4.7 3.47 35.9 31.1 77.5	- Season high 25 points with 9 assists and 6 rebounds in win at #8 Texas A&M - 24 points, 6 rebs, 5 assists/11-of-14 FT in win vs. LSU - 7 points, 6 assists against zero turnovers and two steals in home win vs. Tennessee - 16 points, 7 assists in home loss vs. Georgia - Last 5 games: 12.2 points, 4.0 rebounds, 4.4 assists per game
1		MARCUS STROMAN - So. - G - 6-2 - 185 - Columbia, S.C. MIN PTS RBS AST FG% 3FG% FT% 14.3 2.1 1.9 1.2 25.0 50.0 66.0	- Did not play vs. Missouri due to concussion related symptoms - Dished three assists in the win vs. Mississippi State - Collected a season high 6 rebounds with two steals in home win vs. Alabama - 4 points, 3 rebounds in win vs. Florida - DNP in home contest vs. Tennessee due to flu like symptoms
2		RAYMOND DOBY - Fr. - F - 6-6 - 233 - Cahokia, Ill. MIN PTS RBS BLK FG% 3FG% FT% 5.1 1.6 0.8 0.1 33.3 0.0 53.8	- 7 minutes vs. LSU, provided 5 points, including a perfect 3-of-3 from FT line - Pulled down three rebounds with two points vs. Kentucky - DNP in home contest vs. Tennessee due to flu like symptoms
4		JAMALL GREGORY - Fr. - G - 6-2 - 202 - Washington, D.C. MIN PTS RBS AST FG% 3FG% FT% 6.9 1.8 0.9 0.6 50.0 33.3 61.5	- Saw action at Alabama, scoring eight points with an assists - Season high 18 minutes in win at Ole Miss, 4 points, 4 rebounds, 2 assists - Dished an assist and collected two steals in win at #8 Texas A&M - Dished three assists in 18 minutes, adding a basket in win vs. LSU - Saw quality minutes in home loss vs. Georgia, scored four points in 12 minutes of action
5		TEMARCUS BLANTON - R-Fr. - G - 6-5 - 2015 - Locust Grove, Ga. MIN PTS RBS AST FG% 3FG% FT% 4.0 1.5 0.6 0.3 37.5 50.0 1.000	- Suffered a hip injury that required surgery during the 2014-15 preseason and missed the entire campaign - Scored first points as a Gamecock with two at the foul line vs. USF - Hit a pair of 3s on back-to-back possessions in final minutes of Drexel contest
10		DUANE NOTICE - Jr. - G - 6-2 - 218 - Woodbridge, Ontario MIN PTS RBS AST FG% 3FG% FT% 26.6 11.1 2.4 2.1 39.8 41.2 75.9	- Posted second 20-point game of the season with team high 21 vs. Missouri/5 3s to match career high - Team high 17 points - 15 in the first half - along with 4 assists in home win vs. Tenn. - 10 points and a steal in loss at Mississippi State - Last 5 games: 11.2 points, 3.4 rebounds, 3.0 assists per game
14		LAIMONAS CHATKEVICIUS - Sr. - F - 6-11 - 245 - Klaipeda, Lithuania MIN PTS RBS BLK FG% 3FG% FT% 22.1 9.4 4.6 0.9 49.8 26.9 72.4	- Double-double with 17 points and game high 10 rebounds in win at Ole Miss - Back in starting lineup vs. Florida, 13 points, 5 rebounds, 3 assists - 12 points, 6 rebounds and two steals in home win vs. Tennessee - 9 points, 7 rebounds in loss at Mississippi State - Last 5 games: 9.2 points, 5.6 rebounds per game
15		PJ DOZIER - Fr. - G - 6-6 - 200 - Columbia, S.C. MIN PTS RBS AST FG% 3FG% FT% 19.0 6.8 3.1 2.0 37.7 19.0 54.0	- 9 points, four assists and a steal in win at #8 Texas A&M - Solid in win vs. LSU, 12 points, three assists and a steal - 12 points, 4 rebounds, 2 assists in contest at Missouri - Dished 6 assists and scored four points in 20 minutes in home win vs. Tenn. - Last 5 games: 4.6 points, 2.0 rebounds, 2.4 assists per game
20		JUSTIN MCKIE - Jr. - G - 6-4 - 197 - Columbia, S.C. MIN PTS RBS AST FG% 3FG% FT% 7.0 1.3 0.8 0.8 27.0 14.3 58.3	- Solid in win vs. Lipscomb, posting six points, and dishing a career high five assists with one steal in 19 minutes - DNP in home win vs. Alabama due to an illness - Scored four points in home win vs. Tennessee
21		JOHN RAGIN - Fr. - G - 6-2 - 177 - Eastover, S.C. MIN PTS RBS AST FG% 3FG% FT% 2.0 0.5 0.3 0.0 33.3 0.0 0.0	- Averaged 13 points during senior season at Cardinal Newman High School - Scored first-career points vs. Francis Marion - Not available vs. Memphis and Auburn due to an abdominal strain - Has missed the last six games due to an illness
23		ERIC COBB - Fr. - F - 6-9 - 296 - Jacksonville, Fla. MIN PTS RBS BLK FG% 3FG% FT% 6.1 1.2 1.8 0.1 65.0 0.0 0.56	- Four rebounds and a block in win vs. Drexel - Four points and five rebounds, playing very well vs. Clemson - Season high seven rebounds in win vs. Francis Marion, also two assists - DNP at Mississippi State due to flu like symptoms
24		MICHAEL CARRERA - Sr. - F - 6-5 - 214 - Anzoátegui, Venezuela MIN PTS RBS AST FG% 3FG% FT% 27.9 14.5 7.7 1.3 45.0 41.9 75.2	- 14 points, 10 rebounds for his eighth double-double of the season at Missouri - 20 points, 15 rebounds/3rd straight double-double, 3 assists/blocks/steals - 16 points, 10 rebounds for 10th double-double of the season in win vs. Tennessee - 13 points, 5 rebounds in home loss vs. UGA - Last 5 games: 13.8 points, 9.6 rebounds per game
25		MINDAUGAS KACINAS - Sr. - F - 6-7 - 229 - Klaipeda, Lithuania MIN PTS RBS AST FG% 3FG% FT% 29.1 10.1 5.3 0.9 51.3 32.2 63.1	- Strong in win vs. Florida, 14 points, 7 rebounds in victory - Foul trouble early, but scored 11 points with three rebounds in win vs. Tenn. - 9 points, 6 rebounds in loss at Mississippi State - Best game of SEC play with 21 points, including a career high 5 made 3s at home vs. UGA - Last 5 games: 11.0 points, 4.6 rebounds per game
30		CHRIS SILVA - Fr. - F - 6-9 - 220 - Libreville, Gabon MIN PTS RBS BLK FG% 3FG% FT% 13.3 5.6 4.5 0.8 47.7 0.0 61.1	- Native of Gabon, but played high school basketball at Roselle Catholic in N.J. - 10 points with 8 rebounds and two blocks vs. Kentucky - 4 points, 6 rebounds at Missouri - 9 points and 9 rebounds in home win vs. Tennessee - Last 5 games: 5.6 points, 5.2 rebounds per game
31		JARRELL HOLLIMAN - R-So. - F - 6-7 - 200 - Alpharetta, Ga. MIN PTS RBS AST FG% 3FG% FT% 1.7 0.0 0.0 0.0 0.0 0.0 0.0	- Played one year at Elmhurst College - Also ran track and field during high school career - A music major who one day would like to play in a symphony - DNP in home contest vs. Tennessee or at Mississippi State due to flu like symptoms

INTERVIEW POLICIES

All interview requests must be made in advance to SID Emily Miles in the South Carolina Media Relations Office. Beginning with the start of practice in October, Miles will release a weekly coach and student-athlete availability schedule to media on Mondays.

Post-Game Interview Policy: After each home game, the visiting coach will address the media first, followed by South Carolina student-athletes then South Carolina head coach Frank Martin. (Depending on deadline, this may be altered on a game-by-game basis).

Road Interview Policy: Interviews with Coach Martin and Gamecock student-athletes while on the road will be scheduled according to the home post-game media procedure.

All interviews are to be coordinated through the Media Relations Office. This allows the staff to arrange the interview when it best suits the student-athlete's and the reporter's schedules. Please contact the Media Relations Office in advance to make your interview requests. Media are not permitted to contact student-athletes on their own at any time.

All interviews will take place at the designated media interview site for that day as listed in the weekly availability schedule or in the Media Relations Office.

Dormitory, apartment and cell phone numbers for student-athletes will not be provided to the media. Should you need to conduct a telephone interview with a student-athlete, a call will be placed to you from the student-athlete at a mutually agreeable time.

SOUTH CAROLINA MEDIA RELATIONS

Emily Miles, primary contact

Associate Director

cell: 803-727-3284

e-mail: efeeney@mailbox.sc.edu

Twitter: @EmilyFeeneySID

Website: www.GamecocksOnline.com

Facebook: www.Facebook.com/GamecockMBB

Twitter: @GamecockMBB

Instagram: @GamecockMBB

STAT COMPARISON

	SC	ARK.	NCAA Rank
Record	23-7	16-14	27/171
Conference Record	10-7	9-8	-
Current Streak	L2	W4	-
Scoring Avg.	76.3	79.3	105/41
Opponent Scoring Avg.	69.4	74.9	118/251
Scoring Margin	+6.9	+4.4	72/113
Field Goal %	.426	.448	247/140
Opponent Field Goal %	.395	.4435	22/179
3-Point Field Goal %	.351	.404	154/111
Opponent 3-Point Field Goal %	.351	.355	220/242
3-Point Field Goal Made PG	6.3	6.9	238/183
3-Point Field Goal Attempts PG	18.1	17.0	256/293%
Free Throw %	.680	.702	247/153
Opponent Free Throw %	.682	.702	-
Rebounding Avg.	41.1	37.2	14/120
Opponent Rebounding Avg.	34.5	36.9	-
Rebounding Margin	+6.5	+0.3	29/187
Turnovers Avg.	13.9	11.1	284/38
Opponent Turnover Avg.	15.3	14.4	24/57
Assists Avg.	13.4	16.6	176/24
Blocks Avg.	4.4	5.3	67/23
Steals Avg.	6.9	7.5	85/47

% indicates total attempts

NCAA stats games through March 3

BY THE NUMBERS

7

Junior guard Sindarius Thornwell dished seven assists vs. Georgia on Thursday. It marked his 11th game this season with five or more assists.

9

South Carolina committed just nine turnovers in the loss to Georgia on Thursday, matching the second-fewest in a game this season.

10

South Carolina's 10 league wins mark just the fourth time in 25 seasons that the Gamecocks have recorded double-figure SEC victories (1997, 1998, 2009, 2016).

2

Junior guard Duane Notice needs just two points to reach 1,000 for his career. He'll be the third Gamecock to reach the career milestone this season (Thornwell and Carrera).

A SOUTH CAROLINA WIN WOULD ...

- Be the Gamecocks' 24th win of the season, the most since the 1996-97 team was 24-8 on the year.
- Be Carolina's 11th SEC win of the season, the most since the 1997-98 Gamecocks won 11 league games.
- Be the Gamecocks' first win at Arkansas since a 70-66 win at Bud Walton Arena on J. 16, 2008.
- Be Carolina's fifth road win of the season, the most since the 2008-09 team won five on the road.

- South Carolina is 58th in the most recent NCAA RPI (March 4), and the Gamecocks are 8-4 against teams in the top 100 of the RPI.

- The Gamecocks are in their 25th season of competition in the Southeastern Conference in 2016. Carolina owns a 154-253 (.378) all-time record in SEC play.

- Frank Martin owns a 75-78 (.490) all-time record in conference games.

- South Carolina struggled from the field, hitting just 25-of-73 attempts (34.2%) in a 74-72 home loss to Georgia on Thursday night. On senior night for Michael Carrera, Laimonas Chatkevicius and Mindaugas Kacinas, Kacinas led the charge with 21 points, while junior guard Sindarius Thornwell added 16 and Carrera 13. Thornwell also dished seven assists against just one turnover. Kenny Gaines and J.J. Frazier paced the Bulldogs with 20 and 19 points, respectively.

- Junior guard Duane Notice needs just two points to reach 1,000 for his career in the Garnet and Black. Notice would be the third Gamecock this season to reach the career milestone, as junior guard Sindarius Thornwell posted his 1,000th vs. Vandy on Jan. 9, and senior forward Michael Carrera reached the mark vs. Texas A&M on Feb. 6.

- The Gamecocks are 4-2 this season in games decided by five points or less.

- South Carolina got off to a slow start, which saw Mississippi State take a 25-9 advantage midway through the first half in a Bulldog win last Saturday in Starkville. The Gamecocks would get no closer than eight points the rest of the way, and MSU posted a 68-58 win over Carolina. Junior guard Sindarius Thornwell tallied a team high 12 points, and classmate Duane Notice added 10. Carolina hit just 36.7 percent from the field and committed a season high 21 turnovers in the loss.

- Through 16 league games, Sindarius Thornwell and Michael Carrera have led the Gamecocks in scoring in all but two SEC games, Carrera leading the Gamecocks in scoring seven times, and Thornwell seven as well.

- South Carolina's offense hit on all cylinders in an 84-58 win over visiting Tennessee on Feb. 24. The win for Carolina evened the season series between the two schools, and was just the second SC win over UT in the last 10 meetings. Junior guard Duane Notice led four Gamecocks in double figures with 17, while senior forward Michael

Carrera collected his 10th double-double of the season with 16 points and 10 rebounds.

- The Gamecocks dished 20 assists on 32 made baskets vs. Tennessee, collecting an assist on 62.5 percent of made baskets.

- The Gamecocks broke a seven-game Florida win streak in the series between the two schools with a 73-69 overtime thriller vs. the Gators at Colonial Life Arena on Feb. 20. The win improved the Gamecocks to 22-5 on the season, their most regular-season wins since the 1996-97 campaign. Senior forward Michael Carrera once again led the offensive charge for Carolina, pacing four in double figures with a game high 20 points. Carrera also pulled down 15 rebounds to mark his ninth double-double of the year.

- With his 20-point, 15-rebound effort vs. Florida, Carrera becomes the first Gamecock to post multiple 20-point, 15-rebound performances in a season since Jimmy Foster hit the mark three times during the 1983-84 campaign.

- Senior forward Mindaugas Kacinas was named CoSIDA Academic All-District on Feb. 11, as he holds above a 3.3 cumulative GPA. The honor is the first of his career, and Kacinas now moves onto the national ballot for Academic All-America honors.

- The Gamecocks hit just 32.7 percent (18-55) from the field, and Kentucky shot 48.4 percent (31-64), which saw the Wildcats post an 89-62 win over the Gamecocks in Columbia on Feb. 13. The UK win broke a 13-game South Carolina home win streak. Senior forward Michael Carrera continued to dominate on the offensive

KEY STAT

South Carolina ranks fifth nationally in total free throw attempts, having 828 attempts from the charity stripe this season. The school record for free throw attempts in a season is 860, set by the 1956-57 squad that went 17-12 on the year. Grady Wallace led that team with 31.3 points per game, also a school record.

ASSOCIATED PRESS TOP 25

Feb. 29, 2016

Rk.	Team	Record	Pts.
1	Kansas (63)	25-4	1,623
2	Michigan State (2)	24-5	1,510
3	Villanova	25-4	1,479
4	Virginia	22-6	1,405
5	Xavier	25-4	1,356
6	Oklahoma	22-6	1,297
7	Miami (FL)	23-5	1,211
8	North Carolina	23-6	1,205
9	Oregon	23-6	1,065
10	West Virginia	22-7	1,056
11	Louisville	22-7	822
12	Indiana	23-6	819
13	Utah	23-7	751
14	Maryland	23-6	733
15	Purdue	22-7	613
16	Iowa	20-8	572
17	Duke	21-8	495
18	Arizona	22-7	450
19	Baylor	21-8	447
20	Texas A&M	22-7	419
21	Iowa State	20-9	413
22	Kentucky	21-8	405
23	Texas	19-10	338
24	SMU	24-4	196
25	California	21-8	178

Others receiving votes: Wisconsin 93, Seton Hall 60, Wichita St 43, Saint Joseph's 29, Notre Dame 14, Texas Tech 12, Cincinnati 4, Vanderbilt 3, Saint Mary's 3, Arkansas-Little Rock 2, Valparaiso 2, Dayton 1, Stephen F. Austin 1

Dropped from rankings: Notre Dame 23

USA TODAY TOP 25

Feb. 29, 2016

Rk.	Team	Record	Pts.
1	Kansas (31)	25-4	799
2	Villanova	25-4	734
3	Michigan State (1)	24-5	733
4	Virginia	22-6	673
5	Xavier	25-4	637
6	Oklahoma	22-6	623
7	Miami (FL)	23-5	607
8	North Carolina	23-6	584
9	West Virginia	22-7	518
10	Oregon	23-6	510
11	Indiana	23-6	434
12	Maryland	23-6	405
13	Purdue	22-7	330
13	Utah	23-7	330
15	Iowa	20-8	321
16	Arizona	22-7	307
17	Baylor	21-8	288
18	Texas A&M	22-7	261
19	Kentucky	21-8	226
20	Iowa State	20-9	221
21	Duke	21-8	211
22	Texas	19-10	187
23	Wichita St	23-7	68
24	Saint Mary's	24-4	61
25	California	21-8	58

Others receiving votes: Wisconsin 52, Notre Dame 42, Seton Hall 39, Texas Tech 36, Providence 28, Pittsburgh 17, Saint Joseph's 17, **South Carolina 16**, Dayton 14, Valparaiso 6, St Bonaventure 4, Colorado 2, Arkansas-Little Rock 1

Dropped from rankings: Notre Dame 20, Dayton 22, Providence 24



SOUTHEASTERN CONFERENCE STANDINGS

As of March 4

Team	Conference	Overall
Texas A&M	12-5	23-7
Kentucky	12-5	22-8
LSU	11-6	18-12
Vanderbilt	11-6	19-11
South Carolina	10-7	23-7
Ole Miss	9-8	19-11
Georgia	9-8	16-12
Arkansas	9-8	16-14
Alabama	8-9	17-12
Florida	8-9	17-13
Tennessee	6-11	13-17
Mississippi State	6-11	13-16
Auburn	5-12	11-18
Missouri	3-14	10-20

COACHES TELECONFERENCE

The weekly SEC men's basketball coaches teleconference will begin Monday, Jan. 4 and continue through March 7. Media representatives wishing to participate in the teleconference should contact the SEC Communications Department for further details. Each coach will appear on the teleconference for seven minutes, according to the following schedule:

ORDER OF APPEARANCE

(All Times Eastern)

11:00 a.m.	Kevin Stallings, Vanderbilt
11:07 a.m.	Mike White, Florida
11:14 a.m.	Frank Martin, South Carolina
11:21 a.m.	Mark Fox, Georgia
11:28 a.m.	Johnny Jones, LSU
11:35 a.m.	John Calipari, Kentucky
11:42 a.m.	Rick Barnes, Tennessee
11:49 a.m.	Mike Anderson, Arkansas
11:56 a.m.	Avery Johnson, Alabama
12:03 a.m.	Bruce Pearl, Auburn
12:10 a.m.	Andy Kennedy, Ole Miss
12:17 a.m.	Ben Howland, Miss. State
12:24 a.m.	Kim Anderson, Missouri
12:31 a.m.	Billy Kennedy, Texas A&M

In addition, the SEC men's basketball teams who make it to postseason will be on a teleconference on Monday, March 14 beginning at 10:00 a.m. CT.

All SEC basketball teleconferences can be listened to on the internet at www.secdigitalnetwork.com shortly after the conclusion of the teleconference.

CAROLINA BENCH PRODUCTION

GAME	SC-OPP	DIFF.	SC HIGH BENCH SCORER	
			PTS	REB
Norfolk State	38-36	+2	Notice, 14	
Oral Roberts	26-8	+18	Notice, 18	
vs. DePaul	22-32	-10	Notice, 11	
vs. Hofstra	16-15	+1	Notice/Silva, 7	
vs. Tulsa	15-22	-8	Notice, 11	
Lipscomb	34-33	+1	Notice, 16	
Western Carolina	24-17	+7	Silva, 9	
USF	23-25	-2	Notice, 15	
Drexel	26-19	+7	Silva, 9	
at Clemson	16-8	+8	Notice, 10	
vs. St. John's	26-11	+15	Notice, 20	
Francis Marion	48-32	+16	Silva, 13	
Memphis	28-30	-2	Notice, 15	
at Auburn	24-3	+21	Notice, 12	
Vanderbilt	15-23	-8	Notice, 8	
at Alabama	22-28	-6	Gregory, 8	
Missouri	17-31	-14	Silva, 9	
at Ole Miss	20-13	+7	Notice, 14	
at Tennessee	29-14	+15	Notice, 14	
Mississippi State	18-4	+14	Notice, 13	
Alabama	17-7	+10	Chatkevicius, 8	
at Georgia	13-8	+5	Chatkevicius, 7	
at Texas A&M	9-16	-7	Notice, 5	
LSU	31-14	+17	Notice, 15	
Kentucky	16-6	+10	Notice, 10	
at Missouri	28-22	+6	Notice, 21	
Florida	4-33	-29	Stroman, 4	
Tennessee	21-29	-8	Silva, 9	
at Mississippi State	12-21	-9	Silva, 5	
Georgia	11-11	--	Gregory, 4	
at Arkansas				

SPECIALTY STATS

(PP) points in paint; (OT) points off turnovers; (2nd) second chance points; (FB) fast break points

(South Carolina-Opponent)

GAME	PP	OT	2ND	FB
Norfolk State	24-14	19-13	21-13	10-4
Oral Roberts	42-20	12-5	25-6	7-2
vs. DePaul	30-22	11-12	19-11	9-6
vs. Hofstra	44-18	13-15	24-9	8-6
vs. Tulsa	34-32	18-12	4-6	4-8
Lipscomb	54-28	18-13	13-9	16-9
Western Carolina	32-12	18-6	13-9	8-10
USF	38-30	27-8	10-13	23-9
Drexel	34-12	18-2	9-3	10-0
at Clemson	24-24	6-12	11-13	2-0
vs. St. John's	36-20	13-19	14-9	2-2
Francis Marion	34-18	29-7	10-8	12-2
Memphis	28-20	17-10	17-12	2-12
at Auburn	32-24	28-22	9-6	12-4
Vanderbilt	36-22	18-9	12-12	13-2
at Alabama	26-20	8-23	6-12	6-2
Missouri	44-32	20-9	21-5	10-19
at Ole Miss	40-26	11-9	19-13	0-8
at Tennessee	40-14	17-24	14-2	7-7
Mississippi State	36-18	18-22	14-13	4-13
Alabama	28-26	14-4	23-15	11-12
at Georgia	22-22	12-14	12-16	0-4
at Texas A&M	28-26	19-22	8-11	12-9
LSU	38-36	16-8	7-19	11-9
Kentucky	20-34	10-22	16-14	7-12
at Missouri	26-28	19-20	8-14	4-10
Florida	38-26	15-16	15-11	11-9
Tennessee	42-14	15-9	14-6	8-2
at Mississippi State	30-32	15-24	16-9	2-15
Georgia	30-24	12-2	11-9	9-16
at Arkansas				
SEC Tourney				
NCAA Tourney				
SC Total	1010	486	415	240
SC Average	33.7	16.2	13.8	8.0
Opp Total	694	393	308	223
Opp Average	23.1	13.1	10.3	7.4

UNIVERSITY INFORMATION

Location.....	Columbia, S.C.
Founded.....	1801
Enrollment.....	32,972
Nickname.....	Gamecocks
Colors.....	Garnet (PMS 202) and Black
National Affiliation.....	NCAA Division I
Conference.....	Southeastern (SEC)
Athletics Web Address.....	www.GamecocksOnline.com
University Web Address.....	www.sc.edu
President.....	Dr. Harris Pastides
NCAA Representative.....	Dr. Valinda Littlefield
Athletics Director.....	Ray Tanner
Basketball Administrator/Chief Operating Officer.....	Kevin O'Connell

BASKETBALL STAFF/INFORMATION

Head Coach.....	Frank Martin
Alma Mater.....	Florida International, '93
Record At South Carolina/Seasons.....	68-61 (.527), 4th season
Overall Record/Seasons.....	185-115 (.616), 9th season
Assoc. Head Coach/Recruiting Coord.	Matt Figger (Eastern Kentucky, '95)
Assistant Coach.....	Perry Clark (Gettysburg, '74)
Assistant Coach.....	Lamont Evans (Kansas State, '09)
Director of Basketball Operations.....	Andy Assaley (Cincinnati, '96)
Strength & Conditioning Coach.....	Scott Greenawalt (Muskingum College, '98)
Athletic Trainer.....	Mark Rodger (Buffalo, '01)
Video Coordinator.....	Patrick Schulte (Kansas State, '13)
Student-Athlete Development.....	Doug Edwards (Florida State, '07)
Associate Media Relations Director.....	Emily Miles (Feeney) (Ball State, '03)
Home Arena.....	Colonial Life Arena
Capacity.....	18,000
Arena General Manager.....	Lexi Boone
Press Row Phone Number.....	803-777-6182

BASKETBALL HISTORY

First Year of Basketball.....	1908
All-Time Record.....	1,364-1,211-1 (.530)
Overall Postseason Record.....	25-18
NCAA Tournament Appearances.....	8 (1971, 1972, 1973, 1974, 1989, 1997, 1998, 2004)
NCAA Tournament Record.....	4-9
Last NCAA Tournament Appearance.....	2004, L vs. Memphis, 59-43
NIT Appearances.....	11 (1969, 1975, 1978, 1983, 1991, 1996, 2001, 2002, 2005, 2006, 2009)
NIT Record.....	21-9
Last NIT Appearance.....	2009, L vs. Davidson, 70-63
Conference Championships/Titles.....	
SoCon Regular Season (1927, 1933, 1934, 1945); SoCon Tournament Champion (1933); ACC Regular Season (1970); ACC Champion (1971); SEC Regular Season (1997); SEC East Division Co-Champions (2009)	

TEAM INFORMATION

2014-15 Record.....	17-16
Southeastern Conference Record/Finish.....	6-12/t-11th
SEC Tournament Record.....	2-1
Postseason.....	N/A
Letterwinners Returning/Lost.....	8/4
Starters Returning/Lost.....	4/1
<i>*based on final game starters from 2014-15 season</i>	
Newcomers.....	7
Roster Breakdown.....	4 seniors, 3 juniors, 2 sophomores, 7 freshmen

end, leading Carolina in scoring with 25 points, while pulling down 10 rebounds as well. The Wildcats saw two reach the 25-point mark, with sophomore guard Tyler Ulis leading the way with 27.

- South Carolina held off Ben Simmons and the LSU Tigers on Feb. 10 to jump to the top of the SEC standings with a 94-83 victory over the visitors. Junior guard Sindarius Thornwell led Carolina for the second straight game, hitting six shots, and adding 11 points from the charity stripe for a game high 24. Once again the Gamecocks shot well in the game, hitting 48.4 percent from the field, and 75.0 percent from the free throw line.

- The Gamecocks notched their first road win over a top-10 opponent in 10 years on Feb. 6, winning a thriller at Reed Arena vs. No. 8/8 Texas A&M, 81-78. Junior guard Sindarius Thornwell had his top game of the season, posting 25 points - just one shy of matching his career high - while also dishing an impressive nine assists to lead the Gamecocks in the win. Senior forward Michael Carrera continued his hot streak as well, scoring 20 points en route to the 1,000th of his career. Carrera also dished two assists in the win.

- South Carolina's win at No. 8/8 Texas A&M marked its first road win over a top-10 opponent since defeating No. 6/7 Florida in Gainesville on Feb. 8, 2006.

- The win at A&M was the Gamecocks' second top-10 win in the last two seasons, as the Gamecocks defeated then No. 9/9 Iowa State in a neutral site meeting in New York City on Jan. 3, 2015.

SCOUTING ARKANSAS

- The Razorbacks are 16-14 on the season, including a 9-8 mark in SEC games, which puts them in a tie for sixth place in the league standings.

- Arkansas enters Saturday's regular-season finale on a four-game win streak, with home wins vs. Missouri and LSU, a road win at Tennessee, and most recently a one-point road win at Alabama.

- Arkansas averages 84.6 points per game in home games this season.

- Three average double-figure points for the Razorbacks, led by junior forward Moses Kingsley's 16.2 per game. Dusty Hannahs (16.0) and Anthlon Bell (15.9) also contribute double-figures.

- Kingsley's 9.3 rebounds per game in overall games leads the team and ranks third in the league.

- Senior guard Jabril Durham paces the team with 6.2 assists per game. That number ranks second in the league to only Tyler Ulis' 7.1 per outing.

- Durham's 1.7 steals per game are also third in the league.

- As a team, Arkansas is second in the SEC in scoring (79.3 points per game), fifth in free throw percent (70.2), first in 3-point field goal percent (40.4), fourth in blocked shots (5.3), second in assists (16.6) and third in steals per game (7.5).

- The Razorbacks are led by head coach Mike Anderson in his fifth season.



UP NEXT

South Carolina awaits results from Saturday's contests to find out seeding and opponents for next week's SEC Tournament. The event will be held at Bridgestone Arena in Nashville, beginning Wednesday and running through the championship game on Sunday. SEC Network will televise the first three rounds, and the semifinals and finals will be broadcast on ESPN.

GAMECOCK DEFENSE

Gamecock opponents average 69.4 points per game this season against the Carolina defense, which also forces an average of 15.3 turnovers per game, and collects 6.9 steals per game. Below is a quick look at where the Gamecocks rank in the SEC (overall games) in a selection of defensive categories (through March 3 games):

Scoring Defense: 7th, 69.4 opp. points per game (Texas A&M 1st with 65.8 per game)

FG Percent Defense: 4th, 39.5 percent (Georgia 1st with 38.0 percent)

Rebounding Defense: 2nd, 34.5 opponent rebounds per game (Kentucky 1st with 33.6 per game)

Steals: 5th, 6.9 per game (LSU 1st with 8.0 per game)

GAMECOCK OFFENSE

South Carolina has scored at least 80 points in 13 games this season, capped by its 94-point effort vs. Hofstra and LSU. Last season, Carolina eclipsed the 80-point mark just four total times. Below is a quick look at where the Gamecocks rank in the SEC (overall games) in a selection of offensive categories (through March 3 games):

Scoring: 5th, 76.3 points per game (LSU 1st with 80.1 per game)

Scoring Margin: 4th, +6.9 margin (Kentucky 1st with +10.9)

3-point FG Percent: 6th, 35.1 percent (Arkansas 1st with 40.4 percent)

Offensive Rebounds: 1st, 14.4 per game

BY THE NUMBERS

23 - Carolina's 23 wins mark the most since the 2005-06 team also won 23 games. It's the most regular-season wins since the 1996-97 squad had 23 as well.

10 - Carrera recorded his 10th double-double of the season vs. Tennessee on Feb. 24. It's the most double-doubles by a Gamecock in a season since Emmett Hall had 11 during the 1993-94 campaign.

25 - The South Carolina school record for wins in a season, set by the 1969-70 squad that posted a 25-3 overall record, including a 14-0 mark in ACC games to clinch the ACC regular-season title.

783 - Senior forward Michael Carrera ranks second among active players in the SEC with 783 career rebounds. His 783 rebounds rank sixth in school history.

19 - Junior guard Duane Notice hit four 3s in the home win vs. Tennessee. It marked the 19th time in his career that he has hit at least three from beyond the arc in a game.

9 - South Carolina committed just nine turnovers in the home win vs. Tennessee, and in the home loss vs. Georgia, matching the second-fewest committed by the Gamecocks in a game this season.

8 - Junior guard Duane Notice matched a career high with eight assists in the win vs. Florida on Feb. 20.

41.2% - In overall games this season, Duane Notice ranks fifth in the SEC in 3-point field goal percentage at 41.2 percent.

18,000 - The contest vs. Florida marked the third sellout this season, and also marked the first time that the Colonial Life Arena has been sold out three times in one season for men's basketball.

7 - Senior forward Michael Carrera is one of just seven Gamecocks all-time to reach 1,000 points and at least 700 rebounds.

16.1/8.9 - Senior forward Michael Carrera ranks tied for ninth in the league in strictly league games with 16.1 points per game, and third with 8.9 rebounds per game.

33.7 - The Gamecocks have out-scored 25 of 30 opponents this season in points in the paint, averaging 33.7 points in the paint per game. That accounts for 44.1 percent of the Gamecocks' points scored this season.

5 - Rookie forward Raymond Doby saw seven minutes of action in the victory vs. LSU, scoring five points to help the Gamecocks in a critical stretch in the second half. Doby scored three of those points at the foul line, while also dishing an assist and grabbing a steal.

25/24 - Junior guard Sindarius Thornwell tallied 25 points in the win at Texas A&M on Feb. 6 and 24 in the matchup vs. LSU. It marked the first back-to-back 20-point performances for Thornwell since his rookie season of 2013-14.

31 - The Gamecocks bench accounted for 31 points in the win vs. LSU, the most bench points scored for Carolina during the SEC campaign.

22 - The Gamecocks dished 22 assists on 30 made baskets in the win at Texas A&M. The second-most assists in a game this season for Carolina (24 vs. Lipscomb).

9 - Junior guard Sindarius Thornwell matched a career high with nine assists in the win at Texas A&M. For the year, Thornwell leads the Gamecocks with 3.7 assists per game.

6-6/5-5 - In the win at A&M, senior forward Michael Carrera reached his 1,000th career point, hitting 6-of-6 from the field, and 5-of-5 from the 3-point line. His five made 3s marked a new career high.

10+ - At least two Gamecocks have reached double-figure scoring in every game this season, with the exception of the Alabama contest on Jan. 13.

50+ - South Carolina has four games with at least 50 rebounds this season, including 51 on Jan. 26 vs. Mississippi State and 50 vs. Alabama on Jan. 23.

25 - Carolina out-rebounded Mississippi State by 25 on Jan. 26, the biggest margin for the Gamecocks since out-rebounding The Citadel by 24 on Nov. 12, 2007. A span of 271 games.

34 - Senior forward Michael Carrera's 34 points against Mississippi State were the most scored by a Gamecock since Brenton Williams tallied 32 in a road contest at Missouri on Jan. 25, 2014.

18 - Rookie guard Jamall Gregory played a season high 18 minutes in Carolina's win at Ole Miss on Jan. 19. Gregory scored four points, including a highlight reel dunk in the second half, while also pulling down five rebounds. He also aided the Gamecock offense with two assists against zero turnovers in the contest.

11 - South Carolina trailed by as many as 11 points in the matchup at Ole Miss before the comeback win. It was Carolina's first comeback win in a true road game after trailing by double-digits since posting a 58-55 win at Clemson on Dec. 4, 2011. The Gamecocks trailed the Tigers by 10 in that contest.

5 - In scoring a team high 22 points at Auburn, Thornwell hit a career high five 3s. It was the most made 3s in a game by a Gamecock since classmate Duane Notice hit his own career high five vs. Clemson last season.

+6.5 - The Gamecocks have out-rebounded 23 of 30 opponents this season by a mark of +6.5 rebounds per game, which leads the SEC and ranks 29th nationally.

53 - Carolina's 53 rebounds versus Memphis marked the most for the Gamecocks in a game since pulling down 55 vs. USC Upstate on Nov. 23, 2010.

12-12 - Junior guard Duane Notice hit 12-of-12 from the free throw line in the Jan. 2 win vs. Memphis. It marked career highs for Notice in both makes and attempts, and the top mark by a Gamecock this season.

43 - South Carolina ranks 43rd in the most recent ESPN BPI (March 4), which ac-

counts for the final score, pace of play, site, strength of opponent and absence of key players in every Division I men's game.

39 - 39 opposing players have fouled out through Carolina's first 29 games, and opponents are averaging 23.5 fouls committed this season. A deep bench has helped the Gamecocks have just eight DQs so far this season, with an average of 20.1 fouls per game.

36 - South Carolina trailed for only 36 seconds in three games at the Paradise Jam, all against Hofstra.

48.4% - The Gamecocks shot 48.4 percent from the floor in three games at the Paradise Jam, led by senior forward Mindaugas Kacinas' 65.5 percent (19-29) at the event.

3.0 - In the spring of 2015 the Gamecocks posted their fifth-straight semester of a 3.0 cumulative team GPA or higher.

SERIES VS. ARKANSAS

The Razorbacks lead the all-time series vs. South Carolina 17-12, including a 10-3 advantage in games played in Fayetteville. The Razorbacks have won two straight and three of the last five games vs. the Gamecocks entering Saturday's contest. The Gamecocks' last win in the series came in a 71-69 win at the SEC Tournament on March 13, 2014. And Carolina's last win in Fayetteville came in a 70-66 victory on Jan. 16, 2008. Below is a breakdown of the series, and the last 10 meetings between the two schools:

ARKANSAS (12-17)

H: 7-5; A: 3-10; N: 2-2

J. 16, 2008	A	70-66	W	
F. 21, 2009	H	82-78 (OT)	W	
F. 17, 2010	A	79-92		L
J. 19, 2011	H	81-74 (OT)	W	
F. 11, 2012	A	65-76		L
J. 26, 2013	H	75-54	W	
F. 19, 2014	A	64-71		L
M. 13, 2014	N	71-69	W	
F. 3, 2015	A	55-75		L
M. 5, 2015	H	74-78		L

CAROLINA TRENDS UNDER MARTIN

Gamecock trends under Frank Martin ...

- South Carolina is 41-31 when posting at least six made 3s in a game.
 - South Carolina posted a season high 12 made 3s in the upset road win at No. 8/8 Texas A&M on Feb. 6.
- South Carolina is 55-23 when scoring more points in the paint than its opponent.
 - The Gamecocks posted a 2015-16 season high 54 points in the paint vs. Lipscomb.
- South Carolina is 56-28 when holding its opponents to under 45 percent from the field.
 - South Carolina has held 23 of 30 opponents under 45 percent from the field this season, most recently Georgia on March 3 (40.0%).
- South Carolina is 54-27 when out-rebounding its opponent.
 - The Gamecocks out-rebounded Mississippi State by 25 in the Jan. 26 win vs. the Bulldogs.

KACINAS MOVING UP CAREER CHARTS

Senior forward Mindaugas Kacinas is moving up in the Gamecock record book in career games played and also in career field goal percentage. His 51.4 percent from the floor leads the Gamecocks this season.

GAMES PLAYED

1.	135, Brandon Wallace (2004-07)
2.	134, Tre' Kelley (2004-07)
3.	132, Carlos Powell (2002-05)
4.	128, Mindaugas Kacinas (2012-present)
5.	125, Mike Boynton, Jr. (2001-04)
6.	123, BJ McKie (1996-99)
	123, Aaron Lucas (1999-2002)
	123, Tarence Kinsey (2003-2006)
9.	122, Bud Johnson (1996-99)
	122, Herbert Lee Davis (1997-2000)

FIELD GOAL PCT. (Min. 200 att.)

1.	.596 (678-1138), Jimmy Foster (1981-84)
2.	.579 (191-340), Golie Augustus (1975-78)
3.	.575 (261-454), Kevin Darmody (1980-83)
4.	.571 (124-217), Edmond Wilson (1991-93)
5.	.553 (317-573), Renaldo Balkman (2003-06)
6.	.550 (357-649), Danny Traylor (1971-73)
7.	.542 (434-801), Cedrick Hordges (1979-80)
8.	.538 (855-1590), Alex English (1973-76)
9.	.534 (317-594), Mindaugas Kacinas (2012-pres.)
10.	.530 (472-890), Joe Rhett (1989-92)

CARRERA, NOTICE MARKING RECORD BOOK

Senior forward Michael Carrera now ranks in the Gamecock top 10 in career rebounds and is just outside of the career games played category. His 7.7 rebounds per game lead Carolina this season and rank among SEC leaders. Junior guard Duane Notice also ranks among Carolina's best in 3-point field goal percentage, hitting 41.2 percent this season.

REBOUNDS

1. 1159, Lee Collins (1953-56)
2. 1116, Tom Owens (1969-71)
3. 1064, Alex English (1973-76)
4. 1001, Joe Smith (1952-55)
5. 1000, Jimmy Foster (1981-84)
6. **783, Michael Carrera (2012-present)**
7. 775, Brandon Wallace (2003-07)
8. 758, Darryl Martin (1986-88)
9. 744, Mike Callahan (1958-60)
10. 680, Tony Kitchings (1999-2003)

3-POINT PCT. (Min. 50 made)

1. .466 (117-251), Brent Price (1988-89)
2. .412 (169-410), Brenton Williams (2011-14)
3. .410 (102-249), Bryce Sheldon (2006-07)
4. .396 (131-330), Evaldas Baniulis (2006-10)
5. .388 (215-554), BJ McKie (1996-99)
6. .385 (264-686), Jamel Bradley (1999-2002)
7. **.382 (143-374), Duane Notice (2013-present)**
8. .376 (139-370), Jo Jo English (1989-92)
9. .371 (147-396), Brandis Raley-Ross (2006-10)
10. **.364 (75-206), Michael Carrera (2012-present)**

CHATKEVICIUS HITS 100 CAREER BLOCKS

Senior forward Laimonas Chatkevicius has reached the 100-career block milestone, now ranking in the Carolina top 10 with 105 career blocked shots.

BLOCKED SHOTS

1. 275, Sam Muldrow (2007-11)
2. 249, Brandon Wallace (2003-07)
3. 235, Danny Traylor (1971-73)
4. 230, Alex English (1973-76)
5. 226, Jeff Roulston (1989-92)
6. 160, Mike Brittain (1983-86)
7. 124, Ryan Stack (1995-98)
8. 123, Tony Kitchings (1999-2003)
9. 112, Renaldo Balkman (2003-06)
10. **105, Laimonas Chatkevicius (2012-present)**

KACINAS NAMED TO SEC COMMUNITY SERVICE TEAM

Senior forward Mindaugas Kacinas was named to the SEC Community Service team for 2016 in advance of the SEC Tournament in Nashville. Kacinas has volunteered at numerous community outreach events during his time at South Carolina, including the second annual "8K In 8 Days" campaign, visiting with children from the Epworth Children's Home and also at the "Moving and Learning with Gamecock Basketball" event, interacting with over 250 kids at a city park in Columbia, while he has also delivered flowers to cancer patients at Palmetto Health Hospitals, spent time with the Make-A-Wish Foundation and visited the Ronald McDonald House. Kacinas also joined his team in helping with flood relief following the historic and devastating flooding in Columbia in October 2015.

MARTIN EARNS MID-SEASON HONOR

South Carolina head men's basketball coach Frank Martin is the recipient of the Jim Phelan Award Mid-Season Honors, as announced by College Insider in January. The Phelan Award is presented annually to the top coach in Division I men's basketball. The award is named in honor of Jim Phelan who coached his entire career at Mount Saint Mary's University. He led the Mountaineers to the 1962 NCAA Men's Division II Basketball Championship.

CARRERA MAKES GAMECOCK HISTORY VERSUS MISSISSIPPI STATE

Senior forward Michael Carrera averaged 27.0 points and 13.0 rebounds when he made Gamecock history last week, posting the first 30-point, 10-rebound game for Carolina since the Gamecocks joined the SEC with a career high 34 points and matching a career high with 15 rebounds in the win vs. Mississippi State. Carrera was 10-of-16 from the floor in the game, which included a pair of 3s, while he was also 12-of-15 from the free throw line. Carrera also blocked a season high three shots. The win vs. the Bulldogs gave Carolina 18 for the season the most since the 2008-09 campaign when the Gamecocks won 21 games. Carrera followed with another team-leading performance in the win vs. Alabama, posting his second-straight double-double and his third-straight 20-point game. He posted another fantastic effort from the charity stripe, hitting 12-of-14 attempts, while he also dished three assists and collected two steals in the win. Down by as many as 14 with 10 minutes remaining in the second half, Alabama pulled to within six with just over four minutes remaining, but Carrera responded, hitting a crucial 3 on the next Carolina possession to push the Gamecock lead back to nine with four minutes remaining. Carrera was a perfect 6-of-6 from the charity stripe in the final five minutes of the win vs. the Crimson Tide.

GEORGIA GAME NOTES

- Prior to tip off, the team honored seven seniors: managers Robert Holmes, Pat Leyden and Dylan Stiles, and student-athletes, Michael Carrera, Laimonas Chatkevicius, Mindaugas Kacinas and Brian Steele. The three active seniors combined to score 42 points in the game.
- The Gamecocks were able to claw back into the game thanks to 14 second-half turnovers forced. Carolina finished the game plus-10 in turnovers and outscored the Bulldogs 12-2 off turnovers.
- Sindarius Thornwell moved into the top 10 all-time in free throws attempted after taking a pair in the first half. He tied Kevin Joyce (1971-73) for 10th with 470 free throws, becoming the first Gamecock since BJ McKie in 1999 to crack the list.
- Thornwell and Michael Carrera made more strides on the program's career scoring list Thursday. Thornwell moved up to 27th (1,205) after passing Tarence Kinsey (2002-06) and Carrera moved to 30th (1,114) after passing Jamel Bradley (1998-2002).

MISSISSIPPI STATE GAME NOTES

- Michael Carrera finished with six points and eight rebounds in the game. It was the first time he did not reach double figures in scoring since Jan. 16, a span of 11 games.
- Marcus Stroman returned to action after missing the Tennessee game with an illness.
- After scoring 10 points today, Duane Notice needs just five points to reach 1,000 for his career. He would be the third Gamecock to reach the milestone this season, joining Sindarius Thornwell and Michael Carrera.

TENNESSEE GAME NOTES

- Senior forward Michael Carrera recorded his 10th double-double of the season with 16 points and 10 rebounds
- Junior guard Duane Notice hit four 3s in the contest, marking the 19th time in his career he has hit at least three 3s in a game
- The win marked just the second Gamecock win vs. Tennessee in the last 10 meetings between the two schools.
- South Carolina out-scored Tennessee 42-14 in the paint. The Gamecocks are now 22-2 when out-scoring their opponent in the lane
- Sophomore guard Marcus Stroman, redshirt-sophomore guard Jarrell Holliman and freshman forward Raymond Doby were not available for tonight's contest due to flu like symptoms
- Freshman guard John Ragin was unavailable for the matchup vs. Tennessee due to an illness

KACINAS SHINES AT PARADISE JAM

Senior forward Mindaugas Kacinas put together one of the best stretches of his career in the Garnet and Black in three games at the U.S. Virgin Islands Paradise Jam. Kacinas paced the Gamecocks with a career high 23 points in the opening-round win vs. DePaul, hitting career marks with 10 makes on 15 attempts at the free throw line. He followed with an 18-point, 5-rebound effort in the win vs. Hofstra, hitting 9-of-10 from the floor. He concluded tournament action as one of five Gamecocks in double figures with 11 and eight rebounds in the championship win vs. Tulsa. For the event, he averaged a team high 17.3 points per game.

KACINAS NOMINATED FOR NABC GOOD WORKS TEAM

Senior forward Mindaugas Kacinas is one of 257 nominees for the NABC Good Works Team, an award which shines a spotlight on student-athletes who have shown dedication to service in their communities. Kacinas has been involved in numerous community service projects during his time at South Carolina. He has visited Transitions, a shelter in Columbia that helps prepare meals for the homeless, assisted Ronald McDonald House with household chores as well as baking and making care packages for the families. He has participated in several food drives and basketball clinics and been involved with the Special Olympics on numerous occasions, running drills, helping with a basketball tournament and playing games with the Special Olympics athletes. Kacinas has spent time reading to children at local elementary schools, participated in the Make-A-Wish Foundation and joined his teammates for two consecutive years in projects for the "8K in 8 Days" campaign. Most recently, the team contributed to the community following the historic flooding in Columbia, visiting a local Red Cross Shelter to help make care packages for families in need.

THORNWELL NAMED TO PRESEASON SQUAD

The Southeastern Conference unveiled its 12th annual men's basketball coaches preseason All-SEC teams prior to the start of the season, and it was announced that Carolina junior guard Sindarius Thornwell was named to the second team. It marks the second-straight season that Thornwell has garnered second-team preseason honors

from the coaches. Thornwell scored 11.1 points per game last season, while he also pulled down a career high 4.9 rebounds and collected 1.3 steals per game.

DOWNEY NAMED SEC LEGEND

The Southeastern Conference released its list of 2016 Allstate SEC Basketball Legends in mid-February, where it was announced that Devan Downey would be South Carolina's Legend. Downey ranks fourth on the South Carolina all-time scoring list with 1,901 points, a mark he achieved in just three seasons (2008-10). He was a three-time first-team All-SEC performer by the AP and Coaches and earned honorable mention All-America honors in 2009 and 2010. He was also a two-time SEC All-Defensive team selection in '09 and '10. He owns the program's career record in steals, ranks second in field goals made, third in career scoring average and fourth in assists per game. This past fall, he became the 23rd member of the program to be inducted into the South Carolina Athletics Hall of Fame.

SEC PRESEASON POLL

The SEC released its preseason poll for the upcoming 2016 league campaign prior to the start of the season, and it was announced that the Gamecocks were predicted to finish seventh by a panel of both SEC and national media members. It was the highest predicted finish for Carolina since the league combined its East and West Divisions into one beginning with the 2012 league season. The media predicted Kentucky to win the SEC in 2016, followed by Vanderbilt, Texas A&M, LSU, Georgia, Florida and the Gamecocks.

SEC TOURNAMENT

The SEC Men's Basketball Tournament returns to Bridgestone Arena in Nashville in 2016. It will be the sixth time that the arena has served as the host of the SEC Tournament, having also hosted in 2001, 2006, 2010, 2013 and 2015. Also the home of the NHL's Nashville Predators, Bridgestone Arena has the distinction of being one of the busiest venues in the United States over the past decade and a half, hosting more than 18 million guests during that time. Seating capacity is approximately 19,395 for basketball games. The winner of the 13-game tournament receives the SEC's automatic bid to the NCAA Tournament. The tournament seeds are determined by the 18-game conference schedule during the regular season. Teams are seeded 1-14 based on their regular season conference finish.

NON-CONFERENCE SCHEDULE

The Gamecocks finished the 2015-16 non-conference schedule with an undefeated record at 13-0. Carolina's non-conference slate featured five teams picked in the top half of their respective league preseason polls, including Hofstra, who was picked to win the Colonial Athletic Association. The lineup also featured three teams that had their conference preseason player of the year in Jeff Short (Norfolk State/MEAC), Obi Emegano (Oral Roberts/Summit League) and Juan'ya Green (Hofstra/CAA). Tulsa, Lipscomb and Western Carolina also had players selected to their conference preseason team of the year.

KEITA SIGNS WITH GAMECOCKS

South Carolina head men's basketball coach Frank Martin announced the signing of Sedee Keita (F - 6-9 - 215 - Philadelphia, Pa. - 22ft Basketball Academy (Greenville, S.C.)) to a National Letter of Intent during the fall signing period to join the Carolina basketball team. Keita will join the Gamecocks for the 2016-17 campaign and will have four years of eligibility beginning next fall.

Sedee Keita (F - 6-9 - 215 - Philadelphia, Penn. - 22ft Basketball Academy (Greenville, S.C.))

Noted as an athletic power forward who has a strong frame and good mobility and agility for his size ... A four-star recruit according to ESPN.com and rated the 78th player in the ESPN100 ... Also a four-star recruit according to Rivals.com and the No. 82 prospect overall ... Plays at 22ft Basketball Academy for coach Ryan Schmidt in Greenville, S.C. ... Native of Philadelphia.

LAST TIME VS. ARKANSAS

ARKANSAS 78, SOUTH CAROLINA 74

MARCH 5, 2015/COLUMBIA, S.C./COLONIAL LIFE ARENA

COLUMBIA, S.C. - It was a senior night to remember for the Gamecock men's basketball team and Tyrone Johnson, but it would run out of gas against the No. 18 Arkansas Razorbacks (24-6, 13-4 SEC) Thursday night, falling 78-74. Led by their senior guard, Carolina erased a 20-point deficit to lead by double figures with six minutes remaining, but ended the season with a loss to move it to 14-15 overall and 5-12 in the SEC.

The Arkansas offense was rolling early, hitting its first four shots and six of its first seven through the first five minutes of the game. The Gamecocks held tough through the early burst, and trailed just 13-10 despite that 6-of-7 start for the Hogs. It would not be able to last through the entire early run, and an 8-0 run allowed forced a timeout from the Carolina bench facing a 24-12 deficit.

The run would stretch out to 15-3 to see the Hogs move ahead 31-15, hitting 6-of-8 field goals in that stretch compared to just two shots total for Carolina. The veteran leadership of Tyrone Johnson and Michael Carrera would carry the Gamecocks out of the hole, and back into contention as the half wended down.

Arkansas' lead would peak at 20 points, 43-23, with 6:15 still to play before the Gamecock offense began rolling. Johnson and Carrera alternated baskets on three straight possessions to get it rolling, and a pair of free throws from Duane Notice would make it a 10-point game for the first time in over nine minutes of game time.

Carolina would finish the final six minutes on a 15-6 run and headed to intermission down 49-38. The Gamecocks closed out the first half with five baskets in seven attempts while holding Arkansas to just 2-of-10. Both teams would hit 50 percent or better from the field, with the Razorback posting the most first-half points allowed by Carolina all season.

The team's strong finish to the first half would be taken to another level coming out of the break, opening with a 16-4 run that would give it its first lead of the night, 54-53 on a Carrera tip-in. After the Razorbacks reclaimed the lead at 56-54, a 7-0 run for the Gamecocks put ahead by five with 11:29 still to go.

A dunk from Michael Qualls made it a one-possession game before another sizable run from the Gamecocks had the Colonial Life Arena crowd in a frenzy. Five different players would contribute to a 10-2 run that gave the home side its biggest lead of the night at 71-60 with 7:20 to play. Stretching all the way back to its biggest deficit of 43-23, Carolina outscored the Hogs 48-17 in a span of 18 minutes, 55 seconds of action.

The nationally ranked Razorbacks would not go quietly, and began to chip away at the lead. A key factor in the final comeback would be the absence of Johnson, who went down with cramps with 2:29 to play and the team still ahead 73-70. In his absence, the team's offensive woes were exacerbated, as it scored just one point after he was forced to leave the game.

A jumper from Qualls gave Arkansas a 74-73 lead, and after two misses on Carolina's ensuing possession the Razorbacks collected two offensive rebounds to set up a Bobby Portis basket that would make it a three-point game. Sindarius Thornwell would draw a foul on a jumper with three seconds to play, but after missing the second shot Carolina was unable to get the rebound and would not get the ball back again.



Official Basketball Box Score -- Game Totals -- Final Statistics
Arkansas vs South Carolina
3/5/15 7 p.m. ET at Columbia, S.C. (Colonial Life Arena)

Arkansas 78 • 24-6, 13-4 SEC

##	Player	Total			3-Ptr			Rebounds			PF	TP	A	TO	Blk	Stl	Min
		FG-FGA	FG-FGA	FT-FTA	Off	Def	Tot	Off	Def	Tot							
02	Harris, Alandise	r	2-3	0-1	0-0	1	1	2	3	4	0	1	0	0	0	17	
10	Portis, Bobby	r	9-17	1-2	5-9	3	5	8	2	24	0	1	1	1	30		
31	Beard, Anton	r	0-4	0-3	0-0	0	0	0	2	0	0	2	0	1	25		
00	Madden, Rashad	g	3-5	1-3	2-2	2	5	7	3	9	9	2	0	1	26		
24	Qualls, Michael	g	7-18	0-4	4-6	4	3	7	3	18	0	2	0	4	33		
04	Thompson, Trey		0-0	0-0	0-0	0	0	0	0	0	0	0	0	0	1		
04	Durham, Jabril		0-0	0-0	0-0	0	0	0	1	0	1	1	0	0	4		
05	Bell, Anthlon		6-10	5-8	0-0	1	1	2	3	17	1	2	1	0	22		
14	Babb, Nick		0-0	0-0	0-0	0	0	0	0	0	0	0	0	0	1		
21	Watkins, Manuale		1-1	0-0	0-0	1	0	1	2	2	0	1	0	1	9		
22	Williams, Jacorey		2-7	0-0	0-0	2	3	5	3	4	2	0	0	1	23		
33	Kingsley, Moses		0-0	0-0	0-0	0	0	0	1	0	1	0	1	1	9		
Team						1	1	2									
Totals			30-65	7-21	11-17	15	19	34	23	78	14	12	3	10	200		
FG % 1st Half:		19-34	55.9%	2nd half:	11-31	35.5%	Game:		30-65	46.2%	Deadball						
3FG % 1st Half:		5-10	50.0%	2nd half:	2-11	18.2%	Game:		7-21	33.3%	Rebounds		3				
FT % 1st Half:		6-8	75.0%	2nd half:	5-9	55.6%	Game:		11-17	64.7%							

South Carolina 74 • 14-15, 5-12 SEC

##	Player	Total			3-Ptr			Rebounds			PF	TP	A	TO	Blk	Stl	Min
		FG-FGA	FG-FGA	FT-FTA	Off	Def	Tot	Off	Def	Tot							
14	CHATKEVICIUS, L.	r	3-5	0-0	0-1	0	5	5	2	6	2	2	3	0	26		
24	CARRERA, Michael	r	5-8	0-1	4-6	3	6	9	4	14	0	2	1	0	24		
04	THORNWELL, Sindarius	g	4-10	0-2	2-3	1	2	3	1	10	2	4	0	1	36		
04	JOHNSON, Tyrone	g	5-11	2-4	6-9	1	2	3	1	18	6	4	0	3	30		
10	NOTICE, Duane	g	4-8	3-6	3-3	2	1	3	0	14	2	1	0	1	34		
01	STROMAN, Marcus		2-3	0-0	1-2	0	2	2	1	5	2	2	0	1	20		
20	MCKIE, Justin		0-0	0-0	0-0	0	0	0	0	0	0	0	0	1	2		
25	KACINAS, Mindaugas		2-4	1-2	2-2	1	4	5	7	3	1	2	0	27			
35	STEELE, Brian		0-0	0-0	0-0	0	0	0	1	0	0	0	0	1			
Team						1	0	1									
Totals			25-49	6-15	18-26	9	22	31	15	74	17	16	6	7	200		
FG % 1st Half:		13-26	50.0%	2nd half:	12-23	52.2%	Game:		25-49	51.0%	Deadball						
3FG % 1st Half:		3-9	33.3%	2nd half:	3-6	50.0%	Game:		6-15	40.0%	Rebounds		4,1				
FT % 1st Half:		9-13	69.2%	2nd half:	9-13	69.2%	Game:		18-26	69.2%							

Officials: Tony Greene, James Breeding, Joe DeRosa
Technical fouls: Arkansas-None. South Carolina-None.
Attendance: 10065

Score by periods	1st	2nd	Total
Arkansas	49	29	78
South Carolina	38	36	74

Points	In Paint	Off T/O	2nd Chance	Fast Break	Bench
AR	36	29	20	16	23
SC	26	21	13	20	12

Last FG - AR 2nd-00:14, SC 2nd-04:14.
Largest lead - AR by 20 1st-06:15, SC by 11 2nd-07:20.
AR led for 27:17, SC led for 11:22. Game was tied for 01:21.

Score tied - 2 times.
Lead changed - 4 times.

GAME #30 - VS. GEORGIA - THURSDAY, MARCH 3, 2016 - GAMECOCK BASKETBALL

ROSTER BREAKDOWN

Returning Starters (4)

Michael Carrera
Laimonas Chatkevicius
Duane Notice
Sindarius Thornwell
**based on final game of 2014-15 season*

Returning Letterwinners (8)

Michael Carrera
Laimonas Chatkevicius
Mindaugas Kacinas
Justin McKie
Duane Notice
Brian Steele
Marcus Stroman
Sindarius Thornwell

Guards (9)

TeMarcus Blanton
PJ Dozier
Jamall Gregory
Justin McKie
Duane Notice
John Ragin
Brian Steele
Marcus Stroman
Sindarius Thornwell

Forwards (7)

Michael Carrera
Laimonas Chatkevicius
Eric Cobb
Raymond Doby
Jarrell Holliman
Mindaugas Kacinas
Chris Silva

By Height

Jamall Gregory (6-2)
Duane Notice (6-2)
John Ragin (6-2)
Marcus Stroman (6-2)
Justin McKie (6-4)
TeMarcus Blanton (6-5)
Michael Carrera (6-5)
Brian Steele (6-5)
Sindarius Thornwell (6-5)
Raymond Doby (6-6)
PJ Dozier (6-6)
Jarrell Holliman (6-7)
Mindaugas Kacinas (6-7)
Eric Cobb (6-9)
Chris Silva (6-9)
Laimonas Chatkevicius (6-11)

2015-16 SOUTH CAROLINA MEN'S BASKETBALL ROSTER

Alphabetical Roster

No.	Name	Pos.	Ht.	Wt.	Cl.	Exp.	Hometown/High/Last School
5	TeMarcus Blanton	G	6-5	215	R-FR	HS	Locust Grove, Ga./Luella
24	Michael Carrera	F	6-5	214	SR	3VL	Anzoategui, Venezuela/Montrose Christian School
14	Laimonas Chatkevicius	F	6-11	245	SR	3VL	Klaipeda, Lithuania/South Kent School
23	Eric Cobb	F	6-9	296	FR	HS	Jacksonville, Fla./St. Francis Academy (Maryland)
2	Raymond Doby	F	6-6	233	FR	HS	Cahokia, Ill./Montrose Christian/St. John's Northwestern Military Acad. (Wisconsin)
15	PJ Dozier	G	6-6	200	FR	HS	Columbia, S.C./Spring Valley
4	Jamall Gregory	G	6-2	202	FR	HS	Washington, D.C./Coolidge/Elev8 Institute (Florida)
31	Jarrell Holliman	F	6-7	200	R-SO	1VL	Alpharetta, Ga./Alpharetta/Elmhurst College
25	Mindaugas Kacinas	F	6-7	229	SR	3VL	Klaipeda, Lithuania/Word of Life Fire Traditional School
20	Justin McKie	G	6-4	197	JR	2VL	Columbia, S.C./Irmo
10	Duane Notice	G	6-2	218	JR	2VL	Woodbridge, Canada/St. Michael's/St. Thomas More (Oakdale, Conn.)
21	John Ragin	G	6-2	177	FR	HS	Eastover, S.C./Cardinal Newman
30	Chris Silva	F	6-9	220	FR	HS	Libreville, Gabon/Roselle (N.J.) Catholic
35	Brian Steele	F	6-5	204	SR	3VL	Greenville, S.C./Wade Hampton School
1	Marcus Stroman	G	6-2	185	SO	1VL	Columbia, S.C./Keenan
0	Sindarius Thornwell	G	6-5	215	JR	2VL	Lancaster, S.C./Oak Hill Academy

Numerical Roster

No.	Name	Pos.	Ht.	Wt.	Cl.	Exp.	Hometown/High/Last School
0	Sindarius Thornwell	G	6-5	215	JR	2VL	Lancaster, S.C./Oak Hill Academy
1	Marcus Stroman	G	6-2	185	SO	1VL	Columbia, S.C./Keenan
2	Raymond Doby	F	6-6	233	FR	HS	Cahokia, Ill./Montrose Christian/St. John's Northwestern Military Acad. (Wisconsin)
4	Jamall Gregory	G	6-2	202	FR	HS	Washington, D.C./Coolidge/Elev8 Institute (Florida)
5	TeMarcus Blanton	G	6-5	215	R-FR	HS	Locust Grove, Ga./Luella
10	Duane Notice	G	6-2	218	JR	2VL	Woodbridge, Canada/St. Michael's/St. Thomas More (Oakdale, Conn.)
14	Laimonas Chatkevicius	F	6-11	245	SR	3VL	Klaipeda, Lithuania/South Kent School
15	PJ Dozier	G	6-6	200	FR	HS	Columbia, S.C./Spring Valley
20	Justin McKie	G	6-4	197	JR	2VL	Columbia, S.C./Irmo
21	John Ragin	G	6-2	177	FR	HS	Eastover, S.C./Cardinal Newman
23	Eric Cobb	F	6-9	296	FR	HS	Jacksonville, Fla./St. Francis Academy (Maryland)
24	Michael Carrera	F	6-5	214	SR	3VL	Anzoategui, Venezuela/Montrose Christian School
25	Mindaugas Kacinas	F	6-7	229	SR	3VL	Klaipeda, Lithuania/Word of Life Fire Traditional School
30	Chris Silva	F	6-9	220	FR	HS	Libreville, Gabon/Roselle (N.J.) Catholic
31	Jarrell Holliman	F	6-7	200	R-SO	1VL	Alpharetta, Ga./Alpharetta/Elmhurst College
35	Brian Steele	F	6-5	204	SR	3VL	Greenville, S.C./Wade Hampton School

Head Coach: Frank Martin (Florida International, '93)

Associate Head Coach/Recruiting Coordinator: Matt Figger (Eastern Kentucky, '95)

Assistant Coach: Perry Clark (Gettysburg, '74)

Assistant Coach: Lamont Evans (Kansas State, '09)

Director of Basketball Operations: Andy Assaley (Cincinnati, '96)

Strength & Conditioning Coach: Scott Greenawalt (Muskingum College, '98)

Athletic Trainer: Mark Rodger (Buffalo, '01)

Video Coordinator: Patrick Schulte (Kansas State, '13)

Student-Athlete Development: Doug Edwards (Florida State, '07)

Special Assistant to the Head Coach: Jarett Gerald (South Carolina, '11)

Associate Media Relations Director: Emily Miles (Feeney) (Ball State, '03)

TOP RETURNING ...

Scorer.....Notice, 11.7 ppg
Rebounder.....Carrera, 5.7 rpg
Assist Maker.....Stroman, 3.1 apg
FG Shooter *.....Kacinas, 56.1%
3-Point FG Shooter \$.....Notice, 36.3%
FT Shooter \$.....Notice, 79.1%
Shot Blocker.....Chatkevicius, 1.3 bpg
Steal Maker.....Thornwell, 1.3 spg

* at least 100 attempts

\$ at least 50 attempts

PRONUNCIATION GUIDE.

Lie-moan-us Ha-kev-a-chus
Justin MACK-ee
Min-dawg-us Kye-chin-is



HEAD COACH FRANK MARTIN

HEAD COACH | NINTH SEASON OVERALL | 185-115 (.616) | FOURTH SEASON AT SOUTH CAROLINA | 68-61 (.527)

THE MARTIN FILE

COACHING

Experience

31st year

College Experience

16th season

College Head Coach Experience

9th season

Hire Date At Carolina

March 27, 2012

PERSONAL

Hometown

Miami, Fla.

Alma Mater

Florida International, 1993 (B.A. Physical Ed.)

Family

Wife, Anya

Children, Brandon, Amalia and Christian

COACHING RESUME

High School

Miami Senior High, 1985-93

Varsity Boys' Assistant Coach

Junior Varsity Boys' Head Coach

North Miami High, Head Coach, 1993-95

Miami Senior High, Head Coach, 1995-98

B.T. Washington High, Head Coach, 1999-2000

College Assistant Coach

Northeastern, 2000-04

Cincinnati, 2004-06

Kansas State, 2006-07

College Head Coach

Kansas State, 2007-12

South Carolina, 2012-present

Frank Martin was named the head men's basketball coach at the University of South Carolina on March 27, 2012, becoming the 32nd head coach in the history of the South Carolina program, which enters its 108th season as a varsity sport in 2015-16. Martin owns a 162-108 (.600) overall record as a head coach, entering his ninth season overall, and fourth season at South Carolina.

During his first season (2012-13) in Columbia, Martin led his squad to a 14-18 record, which included a 4-14 mark in SEC contests. The Garnet and Black captured the Hoops For Hope Classic tournament crown after posting a 4-0 record competing in the event with home victories over Milwaukee and Rider, before defeating Missouri State in overtime, and UALR in Puerto Vallarta, Mexico, over the Thanksgiving holiday. Freshman forward Michael Carrera was honored after the conclusion of the regular season with selection to the 2013 SEC All-Freshman Team, as voted on by the league's head coaches. During the spring of 2013, the Gamecock coaching staff signed seven freshmen, while welcoming Villanova transfer Ty Johnson to the team, a recruiting class which ranked No. 23 in the nation according to ESPN.com.

Martin's second season (2013-14) leading the Gamecocks saw the squad win four of its final six games of the year, including two games in the SEC Tournament, marking the first Tournament wins for the Gamecocks since the 2008 campaign. Martin and his staff put together a non-conference schedule that challenged his team to prepare for the rigors of the SEC campaign. The Gamecocks posted several quality victories, including a win versus Saint Mary's at the Hawaiian Airlines Diamond Head Classic in December, and home victories versus Alabama, Vanderbilt and No. 17 Kentucky to name a few.

Martin tutored his second SEC All-Freshman Team honoree in as many seasons, as rookie guard Sindarius Thornwell led all freshmen in the SEC in league games in points (15.6) and assists (4.0) to earn a spot on the postseason team. Thornwell also garnered three SEC Freshman of the Week awards, and was named the Feb. 18 Wayman Tisdale National Freshman of the Week.

South Carolina put together a 9-3 non-conference record in 2014-15, entering SEC play receiving votes in both the Coaches and AP Top 25 polls for the first time since 2006 and 2009, respectively. Martin led his Gamecocks to a thrilling upset win over No. 9/9 Iowa State at the Barclays Center in Brooklyn, N.Y., on Jan. 3, marking Carolina's first win over a top-10 opponent since the 2009-10 campaign. The Gamecocks ranked as high as fourth in the nation in opponent field goal percentage during the season, and finished the campaign holding opponents to just 38.7 percent from the field, which ranked 13th nationally. Sophomore guards Duane Notice and Sindarius Thornwell each picked up an SEC Player of the Week honor during the campaign, and for the second-straight season, the Gamecocks won four of their final six games and won two contests in the SEC Tournament, advancing to the quarterfinal round.

Carolina posted a final record of 17-16 for the 2014-15 campaign, which marked the first winning season for the squad since the 2008-09 season, while Carolina's six SEC wins marked the highest since 2010 as well. Martin also announced during the summer, that his team had completed its fifth-straight semester with a cumulative team GPA of 3.0 or above in the spring. For its classroom achievements, South Carolina was honored with the NABC's Team Academic Excellence Award, the only SEC team to be named to the list. Individually, three Gamecocks were named to the NABC Honors Court, in juniors Laimonas Chatkevicius and Mindaugas Kacinas, and senior, Austin Constable, who was on his second Honors Court list. South Carolina saw 12 student-athletes named to the SEC Winter Academic, and the SEC First-Year Academic Honor Rolls for the year.

Martin tutored his second SEC All-Freshman Team honoree in as many seasons, as rookie guard Sindarius Thornwell led all freshmen in the SEC in league games in points (15.6) and assists (4.0) to earn a spot on the postseason team. Thornwell also garnered three SEC Freshman of the Week awards, and was named the Feb. 18 Wayman Tisdale National Freshman of the Week.

MARTIN'S CAREER RECORD, YEAR-BY-YEAR

YEAR	RECORD	CONFERENCE (FINISH)	POSTSEASON
2007-08	21-12	10-6 (3rd)	1-1; NCAA Tournament 2nd Round
2008-09	22-12	9-7 (t4th)	1-1; NIT
2009-10	29-8	11-5 (t2nd)	3-1; NCAA Tournament Elite Eight
2010-11	23-11	10-6 (t3rd)	1-1; NCAA Tournament Third Round
2011-12	22-11	10-8 (5th)	1-1; NCAA Tournament Third Round
2012-13	14-18	4-14 (t12th)	-
2013-14	14-20	5-13 (13th)	-
2014-15	17-16	6-12 (t11th)	-
2015-16	23-7	10-7	-
Totals	185-115 (.616)	75-78 (.490)	7-5 (.583)/4 NCAA/1 NIT

GAMECOCKS' RECORD WHEN ...

At home	15-2
On the road	4-5
At neutral sites	4-0
In overtime	1-0
vs. Top 25 team	1-1
vs. Top 10 team	1-0
vs. Top 3 team	0-0
Leading at half	18-0
Trailing at half	4-7
Tied at half	1-0
Shooting 50% or better	7-0
Shooting between 39-49%	14-1
Shooting less than 39%	2-6
Opp. shooting 50% or better	1-0
Opp. shooting between 39-49%	11-5
Opp. shooting less than 39%	11-2
Shooting better than opp.	21-1
Shooting worse than/equal to opp.	2-6
Starters out-score opp. starters	16-0
Opp. starters score/equal more	7-7
Bench out-scores opp. bench	14-4
Opp. bench scores/equals more	9-3
Having more FTs than opp.	19-1
Having equal/less FTs than opp.	4-6
Have more TOs than opp.	6-4
Having equal/less TOs than opp.	17-3
Having more rebounds than opp.	21-2
Having equal/less rebounds than opp.	2-5
Making 6 or more 3FGs	15-4
Having 15 or more assists	8-0
Score more points in paint than opp.	22-3
Scoring equal/less points in paint than opp.	1-4
Scoring more points off TOs than opp.	16-1
Scoring equal/less points off TOs than opp.	7-6
Scoring more 2nd-chance points than opp.	17-4
Scoring equal/less 2nd-chance points than opp.	6-3
Scoring more fast break points than opp.	15-1
Scoring equal/less fast break points than opp.	8-6
Wearing white uniforms	17-2
Wearing Garnet uniforms	5-2
Wearing Black uniforms	1-3
Playing on live TV/live broadcast	23-7
Playing in November	7-0
Playing in December	5-0
Playing in January	7-2
Playing in February	4-4
Playing in March	0-1
Playing a day-game	6-3
Playing a night-game	17-4
Playing on Sunday	1-0
Playing on a Monday	3-0
Playing on a Tuesday	5-2
Playing on a Wednesday	3-1
Playing on a Thursday	0-1
Playing on a Friday	3-0
Playing on a Saturday	8-3
Scoring margin is 5 points or less	4-2
Margin is between 6-10	5-2
Margin is between 11-20	10-1
Margin is more than 20	4-1
Scoring 59 points or less	0-3
Scoring 60-69 points	2-3
Scoring 70-79 points	8-1
Scoring 80-89 points	9-0
Scoring 90-99 points	3-0
Scoring 100+ points	0-0

MISCELLANEOUS

Current streak	L2
Home court streak	L1
Away streak	L2
Neutral court streak	W4

2015-16 SUPERLATIVES

(tied for team lead also included)

Scoring Leaders	'15-16	Career
Sindarius Thornwell	9	31
Michael Carrera	9	22
Duane Notice	4	16
Mindaugas Kacinas	4	7
Laimonas Chatkevicius	3	6
PJ Dozier	1	1
Chris Silva	1	1

Rebounding Leaders	'15-16	Career
Michael Carrera	15	55
Sindarius Thornwell	7	29
Chris Silva	5	5
Laimonas Chatkevicius	4	18
Mindaugas Kacinas	3	24
PJ Dozier	2	2
Eric Cobb	1	1

Assists Leaders	'15-16	Career
Sindarius Thornwell	16	40
Duane Notice	8	32
PJ Dozier	6	6
Michael Carrera	3	3
Marcus Stroman	2	12
Justin McKie	2	2
Mindaugas Kacinas	1	2

Blocks Leaders	'15-16	Career
Laimonas Chatkevicius	13	48
Michael Carrera	10	38
Chris Silva	9	9
Mindaugas Kacinas	6	23
Sindarius Thornwell	5	20
PJ Dozier	5	5
Marcus Stroman	1	3
Jamall Gregory	1	1
Eric Cobb	1	1

Steals Leaders	'15-16	Career
Sindarius Thornwell	13	35
PJ Dozier	9	9
Duane Notice	7	17
Michael Carrera	6	21
Marcus Stroman	6	11
Laimonas Chatkevicius	4	11
Chris Silva	3	3
Mindaugas Kacinas	1	14
John Ragin	1	1
Raymond Doby	2	2

Double-Figure Scoring	'15-16	Career
Michael Carrera	23	48
Sindarius Thornwell	21	65
Duane Notice	19	52
Mindaugas Kacinas	15	29
Laimonas Chatkevicius	11	31
PJ Dozier	8	8
Chris Silva	6	6
Marcus Stroman	1	3

20+ points	'15-16	Career
Michael Carrera	6	7
Sindarius Thornwell	4	13
Duane Notice	2	6
Mindaugas Kacinas	3	3
Laimonas Chatkevicius	1	1

30+ points	'15-16	Career
Michael Carrera	1	1

Double-Figure Rebounding	'15-16	Career
Michael Carrera	10	21
Mindaugas Kacinas	3	14
Laimonas Chatkevicius	2	6
Sindarius Thornwell	2	5
Chris Silva	1	1

5+ assists	'15-16	Career
Sindarius Thornwell	11	19
PJ Dozier	3	3
Duane Notice	2	13
Justin McKie	1	1

3+ steals	'15-16	Career
Sindarius Thornwell	8	15
PJ Dozier	4	4
Michael Carrera	3	8
Duane Notice	3	6
Marcus Stroman	1	2
Chris Silva	1	1

2+ blocks	'15-16	Career
Chris Silva	9	9
Michael Carrera	6	25
Laimonas Chatkevicius	4	27
Mindaugas Kacinas	3	19
PJ Dozier	1	1
Sindarius Thornwell	1	7

Double-Doubles	'15-16	Career
Michael Carrera	10	16
Mindaugas Kacinas	2	5
Sindarius Thornwell	2	5
Laimonas Chatkevicius	2	4

Clutch Free Throws (under 5 min/OT)	FT-FTA	FT%
Chris Silva	2-2	1.000
TeMarcus Blanton	4-4	1.000
Duane Notice	12-14	.857
Michael Carrera	50-61	.820
Mindaugas Kacinas	7-9	.778
Marcus Stroman	9-12	.750
Laimonas Chatkevicius	15-20	.750
Sindarius Thornwell	29-44	.659
PJ Dozier	3-6	.500
Raymond Doby	3-6	.500
Jamall Gregory	3-6	.500
Eric Cobb	0-2	.000
Totals	137-186	.737

Dunks	'15-16
Chris Silva	13
Laimonas Chatkevicius	11
Michael Carrera	10
PJ Dozier	6
Mindaugas Kacinas	5
Jamall Gregory	4
Sindarius Thornwell	3
Duane Notice	2

Miscellaneous
Largest Halftime Lead
SC 31, vs. USF, Dec. 5, 2015
Opp 15, Kentucky, Feb. 13, 2016
Smallest Halftime Lead
SC 3, vs. Oral Roberts, Nov. 16, 2015
Opp 1, twice, last at Texas A&M (Feb. 6, 2015)
Fewest Points In First Half
SC 22, vs. Alabama, Jan. 13, 2016
Opp 20, Francis Marion, Dec. 30, 2015
Most Points In First Half
SC 53, vs. USF, Dec. 5, 2015
Opp 51, Lipscomb, Nov. 27, 2015
Fewest Points In Second Half
SC 24, vs. Clemson, Dec. 18, 2015
Opp 25, WCU, Nov. 30, 2015
Most Points In Second Half
SC 55, vs. LSU, Feb. 10, 2016
Opp 49, Tennessee, Jan. 23, 2016
Most Points in Overtime
SC 11, at Ole Miss, Jan. 19, 2016
Opp 8, Ole Miss, Jan. 19, 2016
Largest Margin of Victory
SC 26, vs. Tennessee, Feb. 24, 2016
Opp 27, Kentucky, Feb. 13, 2016
Smallest Margin of Victory
SC 3, twice, last at Texas A&M (Feb. 6, 2015)
Opp 2, Georgia (March 3, 2016)

2015-16 GAME BY GAME COMPARISON

	Date	Result	FG-A	Pct	3FG-A	Pct	FT-A	Pct	O-D-Total	PF	Pts	A	TO	Blk	Stl	Min	Half
Norfolk State %			19-56	.339	11-28	.393	20-23	.870	12-23-35	35	69	12	18	3	7	200	34
South Carolina	Nov. 14, 2015	W, 84-69	23-59	.390	9-22	.409	29-42	.690	19-27-46	19	84	15	13	4	9	200	40
Oral Roberts			22-51	.431	4-14	.286	18-23	.783	4-24-28	23	66	7	13	5	3	200	30
South Carolina	Nov. 16, 2015	W, 84-66	29-73	.397	7-21	.333	19-27	.704	19-25-44	22	84	14	6	4	5	200	33
vs. DePaul \$			19-52	.365	3-14	.214	20-31	.645	10-23-33	27	61	9	15	2	4	200	28
South Carolina	Nov. 20, 2015	W, 76-61	24-60	.400	5-13	.385	23-34	.676	16-27-43	27	76	11	12	4	5	200	37
vs. Hofstra \$			28-55	.509	17-34	.500	11-17	.647	6-17-23	21	84	16	14	2	2	200	39
South Carolina	Nov. 22, 2015	W, 94-84	37-68	.544	5-9	.5565	15-23	.652	18-23-41	18	94	16	9	5	4	200	46
vs. RV/RV Tulsa \$			24-54	.444	5-16	.313	22-31	.710	8-23-31	25	75	9	15	0	4	200	29
South Carolina	Nov. 23, 2015	W, 83-75	27-54	.500	7-14	.500	22-28	.786	6-28-34	25	83	12	13	2	7	200	38
Lipscomb			27-68	.397	13-35	.371	9-14	.643	10-19-29	24	76	18	18	3	8	200	40
South Carolina	Nov. 27, 2015	W, 92-76	34-66	.515	5-19	.263	19-27	.704	12-31-43	19	92	24	17	7	12	200	51
Western Carolina			19-67	.284	11-32	.344	4-4	1.000	12-24-36	17	53	13	20	3	10	200	28
South Carolina	Nov. 30, 2015	W, 76-53	26-63	.413	8-18	.444	16-25	.640	17-34-51	12	76	14	19	7	10	200	37
USF			24-68	.353	2-15	.133	13-22	.591	20-26-46	20	63	9	19	6	8	200	22
South Carolina	Dec. 5, 2015	W, 81-63	29-61	.475	7-21	.333	16-25	.640	6-26-32	15	81	14	12	6	12	200	53
Drexel			19-55	.345	7-17	.412	9-19	.474	6-16-22	28	54	11	13	2	3	200	28
South Carolina	Dec. 15, 2015	W, 79-54	25-46	.543	6-12	.500	23-39	.590	8-33-41	19	79	14	15	9	6	200	32
at Clemson ^			23-63	.365	8-26	.308	5-9	.556	15-19-34	20	59	11	10	8	2	200	25
South Carolina	Dec. 18, 2015	W, 65-59	23-53	.434	8-19	.421	11-14	.786	14-28-42	16	65	12	16	3	3	200	41
vs. St. John's &			22-49	.449	5-20	.250	12-27	.444	6-20-26	19	61	11	14	5	6	200	34
South Carolina	Dec. 22, 2015	W, 75-61	27-57	.474	7-13	.538	14-19	.737	14-29-43	23	75	14	17	1	9	200	40
Francis Marion			18-60	.300	6-23	.261	14-25	.560	17-25-42	29	56	7	22	4	10	200	20
South Carolina	Dec. 30, 2015	W, 78-56	27-64	.422	8-27	.296	16-30	.533	18-29-47	18	78	16	16	8	13	200	38
Memphis			19-61	.311	8-22	.364	30-36	.833	11-27-38	41	76	8	15	9	7	200	42
South Carolina	Jan. 2, 2016	W, 86-76	18-57	.316	4-17	.235	46-63	.730	18-35-53	27	86	9	13	7	7	200	42
at Auburn*			24-54	.444	12-30	.400	9-13	.692	8-19-27	19	69	12	21	1	7	200	30
South Carolina	Jan. 5, 2016	W, 81-69	25-50	.500	9-23	.391	22-28	.786	9-25-34	13	81	15	19	0	9	200	43
Vanderbilt*			20-61	.328	5-24	.208	20-29	.690	12-24-36	25	65	10	11	7	5	200	38
South Carolina	Jan. 9, 2016	W, 69-65	24-57	.421	3-13	.231	18-29	.621	10-34-44	23	69	11	13	3	3	200	35
at Alabama*			24-51	.471	13-28	.464	12-21	.571	13-25-38	20	73	16	17	3	8	200	35
South Carolina	Jan. 13, 2016	L, 73-50	19-53	.358	3-18	.167	9-17	.529	15-18-33	19	50	9	18	3	4	200	22
Missouri*			28-57	.491	7-19	.368	9-13	.692	5-21-26	24	72	17	16	3	8	200	34
South Carolina	Jan. 16, 2016	W, 81-72	28-62	.452	3-21	.143	22-33	.667	17-24-41	15	81	12	13	5	7	200	41
at Ole Miss*			24-61	.393	10-33	.303	16-27	.593	12-25-37	25	74	16	10	4	10	225	39
South Carolina	Jan. 19, 2016	W, 77-74 (OT)	26-62	.419	4-14	.286	21-31	.677	18-31-49	24	77	16	15	3	4	225	29
at Tennessee*			19-46	.413	10-21	.476	30-32	.938	11-23-34	21	78	11	18	3	12	200	29
South Carolina	Jan. 23, 2016	L, 78-69	25-60	.417	4-14	.286	15-23	.652	16-18-34	24	69	11	17	2	7	200	28
Mississippi State*			23-61	.377	11-24	.458	17-23	.739	8-18-26	32	74	11	12	12	10	200	34
South Carolina	Jan. 26, 2016	W, 84-74	26-58	.448	5-15	.333	27-41	.659	18-33-51	25	84	13	18	7	6	200	43
Alabama*			20-60	.333	6-24	.250	18-25	.720	14-27-41	30	64	12	16	7	5	200	26
South Carolina	Jan. 30, 2016	W, 78-64	22-60	.367	6-19	.316	28-46	.609	20-30-50	19	78	10	11	5	9	200	35
at Georgia*			22-57	.386	8-23	.348	17-25	.680	13-30-43	19	69	11	13	9	9	200	33
South Carolina	Feb. 2, 2016	L, 69-56	18-57	.316	7-22	.318	13-19	.684	13-25-38	23	56	9	14	9	3	200	23
at #8/8 Texas A&M*			26-53	.491	12-25	.480	14-22	.636	10-20-30	20	78	19	17	4	5	200	41
South Carolina	Feb. 6, 2016	W, 81-78	30-57	.526	12-21	.571	9-16	.563	10-11-32	20	81	22	15	1	8	200	40
RV/RV LSU*			29-61	.475	9-21	.429	16-28	.571	13-20-33	30	83	16	12	5	4	200	35
South Carolina	Feb. 10, 2016	W, 94-83	30-62	.484	7-19	.368	27-36	.750	12-24-36	26	94	16	9	3	8	200	39
22/21 Kentucky*			31-64	.484	11-25	.440	16-21	.762	14-24-38	21	89	17	12	5	6	200	42
South Carolina	Feb. 13, 2016	L, 89-62	18-55	.327	4-14	.286	22-31	.710	16-23-39	20	62	7	16	8	3	200	27
at Missouri*			20-53	.377	5-21	.238	27-38	.711	13-33-46	21	72	10	17	4	8	200	33
South Carolina	Feb. 16, 2016	L, 72-67	22-66	.333	7-19	.368	16-20	.800	13-26-39	25	67	10	13	2	6	200	25
Florida*			24-65	.369	9-32	.281	12-15	.800	15-27-42	18	69	19	15	7	4	225	22
South Carolina	Feb. 20, 2016	W, 73-69 (OT)	27-69	.391	7-19	.368	12-16	.750	17-22-39	14	73	17	10	4	5	225	30
Tennessee*			22-63	.349	10-34	.294	4-11	.364	13-22-35	16	58	13	12	3	5	200	34
South Carolina	Feb. 24, 2016	W, 84-58	32-61	.525	8-20	.400	12-18	.667	10-30-40	14	84	20	9	3	6	200	49
at Mississippi State*			25-55	.455	8-22	.364	10-19	.526	10-24-34	17	68	20	15	5	13	200	37
South Carolina	Feb. 27, 2016	L, 68-58	22-60	.367	6-19	.316	8-12	.667	16-23-39	19	58	7	21	3	7	200	26
Georgia*			22-55	.400	7-19	.368	23-27	.852	15-31-46	18	74	11	19	9	4	200	39
South Carolina	March 3, 2016	L, 74-72	25-73	.342	9-26	.346	13-16	.813	16-19-35	20	72	11	9	3	9	200	34

% - Paradise Jam (Columbia, S.C.) | \$ - Paradise Jam (St. Thomas, USVI) | ^ - Game played at Bon Secours Arena (Greenville, S.C.) | & - Hall of Fame Shootout (Mohegan Sun Arena/Uncasville, Conn.) | * - indicates SEC contest



SOUTH CAROLINA GAMECOCKS

OVERALL: 23-7; SEC: 10-7; HOME: 15-2; AWAY: 4-5; NEUTRAL: 4-0

DATE	OPP.	W/L	SCORE	RECORD (SEC)	POINTS	REBOUNDS	ASSISTS	BLOCKS	STEALS	ATTENDANCE
11/14/15	Norfolk State	W	84-69	1-0 (0-0)	Thornwell/Notice (14)	Silva (9)	Dozier/Notice (3)	Silva (2)	Thornwell/Dozier (3)	10,623 (paid)
11/16/15	Oral Roberts	W	84-66	2-0 (0-0)	Chatkevicius (27)	Kacinas (13)	Thornwell (7)	Dozier (2)	Notice (2)	9,640 (paid)
11/20/15	vs. DePaul	W	76-61	3-0 (0-0)	Kacinas (23)	Thornwell (10)	Carrera (4)	Kacinas (2)	Dozier/Thornwell (2)	1,601
11/22/15	vs. Hofstra	W	94-84	4-0 (0-0)	Kacinas (18)	Thornwell/Dozier (9)	Thornwell (6)	Chatkevicius (3)	4 with 1	1,715
11/23/15	vs. RV/RV Tulsa	W	83-75	5-0 (0-0)	Chatkevicius (17)	Carrera (9)	Dozier (4)	2 with 1	Thornwell (5)	2,002
11/27/15	Lipscomb	W	92-76	6-0 (0-0)	Chatkevicius (17)	Silva (7)	Thornwell (6)	Silva (2)	Carrera/Notice (3)	8,793 (paid)
11/30/15	Western Carolina	W	76-53	7-0 (0-0)	Kacinas (20)	Kacinas/Silva (11)	McKie (4)	Silva (2)	Stroman (4)	8,957 (paid)
12/5/15	USF	W	81-63	8-0 (0-0)	Carrera (19)	Carrera (7)	Stroman (3)	Silva (3)	Dozier (4)	10,721 (paid)
12/15/15	Drexel	W	79-54	9-0 (0-0)	Dozier (16)	Silva (7)	Thornwell (5)	Chatkevicius (3)	Silva (2)	8,481 (paid)
12/18/15	at Clemson	W	65-59	10-0 (0-0)	Carrera (14)	Thornwell (9)	Thornwell (3)	3 with 1	3 with 1	14,446
12/22/15	vs. St. John's	W	75-61	11-0 (0-0)	Notice (20)	Carrera (12)	Carrera/Thornwell (3)	Dozier (1)	3 with 2	2,355
12/30/15	Francis Marion	W	78-56	12-0 (0-0)	Silva (13)	Cobb (7)	Thornwell (4)	Silva (3)	Dozier (5)	10,401 (paid)
1/2/16	Memphis	W	86-76	13-0 (0-0)	Thornwell (18)	Carrera (11)	Notice (3)	3 with 2	Thornwell (3)	13,035 (paid)
1/5/16	at Auburn	W	81-69	14-0 (1-0)	Thornwell (22)	Chatkevicius (10)	Thornwell (7)	---	Thornwell (3)	7,556
1/9/16	Vanderbilt	W	69-65	15-0 (2-0)	Thornwell (19)	Thornwell/Carrera (8)	Notice (4)	3 with 1	Chatkevicius (2)	15,055 (paid)
1/13/16	at Alabama	L	73-50	15-1 (2-1)	Carrera (14)	Carrera (10)	Notice/McKie (3)	3 with 1	4 with 1	12,443
1/16/16	Missouri	W	81-72	16-1 (3-1)	Thornwell (22)	Chatkevicius/Dozier (7)	Thornwell (4)	Chatkevicius/Kacinas (2)	Thornwell (3)	15,389 (paid)
1/19/16	at Ole Miss	W	77-74 (OT)	17-1 (4-1)	Carrera (19)	Chatkevicius (10)	Thornwell (6)	3 with 1	Stroman (2)	7,427
1/23/16	at Tennessee	L	78-69	17-2 (4-2)	Carrera (22)	Carrera (8)	Notice (5)	Chatkevicius/Silva (1)	Silva (3)	13,928
1/26/16	Miss. State	W	84-74	18-2 (5-2)	Carrera (34)	Carrera (15)	3 with 3	Carrera (3)	Notice (3)	12,764 (paid)
1/30/16	Alabama	W	78-64	19-2 (6-2)	Carrera (20)	Carrera (11)	Carrera/Kacinas (3)	Silva (3)	Carrera/Stroman (2)	18,000 (paid)
2/2/16	at Georgia	L	69-56	19-3 (6-3)	Thornwell (18)	Thornwell (11)	Dozier/Notice (3)	Carrera (3)	3 with 1	6,427
2/6/16	at #8 Texas A&M	W	81-78	20-3 (7-3)	Thornwell (25)	Thornwell/Silva (6)	Thornwell (9)	Gregory (1)	Thornwell (3)	11,240
2/10/16	RV/RV LSU	W	94-83	21-3 (8-3)	Thornwell (24)	3 with 6	Thornwell (5)	3 with 1	Carrera/Notice (2)	16,009 (paid)
2/13/16	22/21 Kentucky	L	89-62	21-4 (8-4)	Carrera (25)	Carrera (10)	Thornwell (3)	Carrera (3)	3 with 1	18,000 (paid)
2/16/16	at Missouri	L	72-67	21-5 (8-5)	Notice (21)	Carrera (10)	Thornwell (5)	Kacinas/Carrera (1)	Thornwell/Dozier (2)	5,017
2/20/16	Florida	W	73-69 (OT)	22-5 (9-5)	Carrera (20)	Carrera (15)	Notice (8)	Carrera (3)	Carrera (3)	18,000 (paid)
2/24/16	Tennessee	W	84-58	23-5 (10-5)	Notice (17)	Carrera (10)	Thornwell/Dozier (6)	3 with 1	Chatkevicius/Thornwell (2)	13,224 (paid)
2/27/16	at Miss. State	L	68-58	23-6 (10-6)	Thornwell (12)	Carrera (8)	Dozier (4)	3 with 1	Thornwell (4)	7,488
3/3/16	Georgia	L	74-72	23-7 (10-7)	Kacinas (21)	Chatkevicius (7)	Thornwell (7)	3 with 1	Carrera/Notice (3)	15,397 (paid)

% - Paradise Jam (Columbia, S.C.) | \$ - Paradise Jam (St. Thomas, USVI) | ^ - Game played at Bon Secours Arena (Greenville, S.C.) | & - Hall of Fame Shootout (Mohegan Sun Arena/Uncasville, Conn.) | * indicates SEC contest

2015-16 GAME-BY-GAME STARTING LINEUPS

OPPONENT, RESULT	GUARD (1)	GUARD (2)	FORWARD (3)	FORWARD (4)	FORWARD (5)
Norfolk State, W	Dozier	Thornwell	Carrera	Kacinas	Chatkevicius
Oral Roberts, W	Dozier	Thornwell	Carrera	Kacinas	Chatkevicius
vs. DePaul, W	Dozier	Thornwell	Carrera	Kacinas	Chatkevicius
vs. Hofstra, W	Dozier	Thornwell	Carrera	Kacinas	Chatkevicius
vs. RV/RV Tulsa, W	Dozier	Thornwell	Carrera	Kacinas	Chatkevicius
Lipscomb, W	Dozier	Thornwell	Carrera	Kacinas	Chatkevicius
Western Carolina, W	Dozier	Thornwell	Carrera	Kacinas	Chatkevicius
USF, W	Dozier	Thornwell	Carrera	Kacinas	Chatkevicius
Drexel, W	Dozier	Thornwell	Carrera	Kacinas	Chatkevicius
at Clemson, W	Dozier	Thornwell	Carrera	Kacinas	Chatkevicius
vs. St. John's, W	Dozier	Thornwell	Carrera	Kacinas	Chatkevicius
Francis Marion, W	Dozier	Thornwell	Carrera	Kacinas	Chatkevicius
Memphis, W	Dozier	Thornwell	Carrera	Kacinas	Chatkevicius
at Auburn, W	Dozier	Thornwell	Carrera	Kacinas	Chatkevicius
Vanderbilt, W	Dozier	Thornwell	Carrera	Kacinas	Chatkevicius
at Alabama, L	Dozier	Thornwell	Carrera	Kacinas	Chatkevicius
Missouri, W	Dozier	Thornwell	Carrera	Kacinas	Chatkevicius
at Ole Miss, W	Dozier	Thornwell	Carrera	Kacinas	Chatkevicius
at Tennessee, L	Dozier	Thornwell	Carrera	Kacinas	Chatkevicius
Mississippi State, W	Dozier	Thornwell	Carrera	Kacinas	Chatkevicius
Alabama, W	Dozier	Thornwell	Carrera	Kacinas	Silva
at Georgia, L	Dozier	Thornwell	Carrera	Kacinas	Silva
at #8/8 Texas A&M, W	Dozier	Thornwell	Carrera	Kacinas	Silva
RV/RV LSU, W	Dozier	Thornwell	Carrera	Kacinas	Silva
22/21 Kentucky, L	Dozier	Thornwell	Carrera	Kacinas	Silva
at Missouri, L	Dozier	Thornwell	Carrera	Kacinas	Silva
Florida, W	Thornwell	Notice	Carrera	Kacinas	Chatkevicius
Tennessee, W	Thornwell	Notice	Carrera	Kacinas	Chatkevicius
at Miss. State, L	Thornwell	Notice	Carrera	Kacinas	Chatkevicius
Georgia, L	Thornwell	Notice	Carrera	Kacinas	Chatkevicius

EXHIB. - CAROLINA 71, ALLEN 43
NOV. 8, 2015/COLONIAL LIFE ARENA

COLUMBIA, S.C. - The South Carolina men's basketball team held its lone exhibition game of the 2015-16 season on Sunday at Colonial Life Arena, posting a 71-43 win over Allen University. The Gamecocks jumped out to an early 17-4 lead thanks to a strong defensive effort, which held Allen scoreless for the first 5:59 of the contest. The Gamecocks held a 36-21 advantage at the break, stretching the lead to 20 in the second half on their way to the win.

At halftime of the contest, both teams remained on the court and the nine victims of the Emanuel AME Church shooting and their families were honored in a ceremony at mid-court. Nine people were killed during a Bible study session at the Emanuel AME Church in Charleston on June 17, 2015.

Carolina jumped on the Yellow Jackets early, scoring the game's first 12 points capped off by an Eric Cobb layup. Allen, however, wouldn't go away, and a 3-pointer by Latroy Strong cut the lead to 27-19 with 6:03 to go in the half. The Gamecocks would regroup and close the half on a 9-2 run, holding Allen scoreless for the final 3:54 to establish their lead at the break.

A four-point play by junior guard Sindarius Thornwell early in the second half pushed the lead to 20 and the Gamecocks never looked back. South Carolina forced 21 Allen turnovers and held the Yellow Jackets to 27.1 percent from the floor. Carolina also dominated the boards 69-28, with three Gamecocks pulling down double-figure rebounds, led by Cobb's 14.

Thornwell led all scorers with 17 points on 6-of-9 shooting, including 3-of-6 from 3-point range, while senior forward Laimonas Chatkevicius notched a double-double with 12 points and 13 rebounds. Cobb added eight points and Marcus Stroman dished out five assists to lead the team.

EXHIBITION

Official Basketball Box Score -- Game Totals -- Final Statistics
Allen University vs South Carolina
11/8/15 4 p.m. ET at Columbia, S.C. (Colonial Life Arena)

##	Player	Total		3-Ptr		Rebounds		PF	TP	A	T	Blk	Stl	Min	
		FG-FGA	FT-FTA	FG-FGA	FT-FTA	Off Def Tot									
01	MARSHALL, Donald	f	2-11	2-10	1-4	0	5	5	1	7	0	2	4	1	36
03	WADE, Sherrod	f	1-7	0-2	0-3	1	5	6	4	2	1	5	0	2	31
24	MCCORD, Derrick	f	1-7	0-2	0-4	3	1	4	1	2	0	3	1	0	21
12	DIK, Merke	c	1-3	0-0	0-0	2	3	1	4	2	0	2	1	2	20
04	JONES, Mark	g	0-1	0-0	0-0	2	2	2	0	3	3	0	3	0	19
10	HARRIS, Avery	g	1-5	0-2	0-0	0	0	0	2	2	1	1	0	0	10
11	MAN, See	g	0-2	0-2	0-0	0	0	0	0	0	0	0	0	0	2
13	FITZGERALD, Seth	g	0-5	0-3	0-0	0	0	0	0	0	2	0	0	0	9
14	JOHNSON, Emarav	g	2-4	1-3	1-2	0	0	0	0	6	3	3	1	15	
15	SMITH, Sean	g	2-6	0-1	0-1	0	1	1	0	4	2	0	0	2	16
20	WILSON, Richard	f	1-5	0-0	0-0	0	0	0	2	0	1	0	1	2	
22	DRUMMER, Ivory	g	3-4	3-3	0-2	1	2	1	2	1	0	1	0	0	11
23	STRONG, Latroy	g	2-3	2-2	1-2	0	1	1	1	7	0	0	0	7	
34	DOBY, Arfenree	g	0-0	0-0	0-0	0	0	0	0	0	0	0	0	1	
Team									3	4	1	0	0	0	200
Totals			16-59	8-29	3-18	10	18	28	16	43	10	21	6	10	200

FG % 1st Half: 7-28 25.0% 2nd Half: 9-31 29.0% Game: 16-59 27.1%
 3FG % 1st Half: 5-12 41.7% 2nd Half: 3-17 17.6% Game: 8-29 27.6%
 FT % 1st Half: 2-8 25.0% 2nd Half: 1-10 10.0% Game: 3-18 16.7%
 Deadball Rebounds 8.3

South Carolina 71 • 0-0

##	Player	Total		3-Ptr		Rebounds		PF	TP	A	T	Blk	Stl	Min
		FG-FGA	FT-FGA	FG-FGA	FT-FGA	Off Def Tot								
14	CHATKEVICIUS, L.	f	6-9	0-1	0-3	5	8	13	3	12	0	0	2	21
24	CARRERA, Michael	f	2-4	1-1	0-0	2	1	3	5	5	0	2	0	8
30	SILVA, Chris	f	1-1	0-0	0-0	5	5	10	4	7	0	3	1	16
00	THORNWELL, Sindarius	g	6-9	3-6	2-4	1	2	3	0	17	1	2	1	17
10	NOTICE, Duane	g	1-8	1-7	0-0	2	2	4	0	3	2	1	0	22
01	STROMAN, Marcus	g	0-2	0-1	0-0	0	0	0	0	5	2	0	0	21
02	DOBY, Raymond	g	0-3	0-0	0-0	1	1	0	0	0	1	0	1	13
04	GREGORY, Jamarr	g	0-2	0-1	0-0	0	1	1	0	0	3	0	0	12
05	BLANTON, TeMarcus	g	3-6	1-3	0-0	2	1	0	0	7	0	2	0	6
15	DOZIER, PJ	g	3-13	1-4	0-0	3	4	7	2	7	4	6	0	20
20	MCKIE, Justin	g	1-4	1-3	0-0	0	1	0	0	1	3	1	1	13
21	RAGIN, John	g	0-1	0-1	0-0	1	1	2	0	0	0	0	0	4
23	COBB, Eric	g	4-9	0-0	0-0	4	10	14	3	8	0	3	1	23
31	HOLLIMAN, Jarrell	g	1-1	0-0	0-0	1	0	1	0	2	0	1	0	4
Team						4	3	7	2	1	0	1	0	200
Totals			28-76	8-28	7-13	30	39	69	18	71	18	26	6	13

FG % 1st Half: 14-35 40.0% 2nd Half: 14-41 34.1% Game: 28-76 36.8%
 3FG % 1st Half: 4-15 26.7% 2nd Half: 4-13 30.8% Game: 9-22 40.9%
 FT % 1st Half: 4-6 66.7% 2nd Half: 3-7 42.9% Game: 7-13 53.8%
 Deadball Rebounds 3.1

Officials: John Hampton, Ted Valentine, JB Derosa
 Technical fouls: Allen University-None, South Carolina-None.
 Attendance: 4051

Score by periods	1st			2nd			Total		
	Allen	UNC	Car	Allen	UNC	Car	Allen	UNC	Car
Allen University	21	22	43						
South Carolina	36	35	71						

Last FG - Allen 2nd-00:02, SC 2nd-01:23. Score tied - 0 times.
 Largest lead - Allen, SC by 34 2nd-01:55. Lead changed - 0 times.
 AU led for 00:00. SC led for 38:40. Game was tied for 01:06.

GAME 1 - CAROLINA 84, NORFOLK STATE 69
NOV. 14, 2015/COLONIAL LIFE ARENA

COLUMBIA, S.C. - The South Carolina men's basketball team grinded out a win in the opener to the 2015-16 season Saturday night, taking an 84-69 win over Norfolk State. It was the first game of the U.S. Virgin Islands Paradise Jam tournament, which will continue for Carolina in the Virgin Islands on Nov. 20 against DePaul. Four players scored in double figures for the Gamecocks, with Sindarius Thornwell and Duane Notice leading the way with 14 points apiece.

Both teams started slow from the field, missing the first eight shots combined before PJ Dozier broke the seal with a mid-range jumper in the paint. Carolina would hit its next three shots and carried a 9-2 lead into the first media timeout.

Duane Notice came in off the bench and helped to extend the early advantage, connecting on his first three attempts from 3-point range with a four-point play mixed in for good measure. His third 3 made would bring the lead up to 16-4, as the junior tallied 12 points in his first six minutes on the court.

For as fast a start the offense got off to, Carolina's patented tough defense was just as good early in the game. Norfolk State would not score for the first four minutes of action, and shot just 27 percent from the field over the first ten minutes.

The Spartans were able to narrow the deficit down to the stretch thanks in part to a Gamecock field goal drought, but not enough to keep the home side from taking a 40-34 lead into the halftime break.

The Gamecocks were able to hold the lead despite just three made field goals in the final 11 minutes of the half. Free throws would carry Carolina through the lull, with the team hitting 16 from the charity stripe. Norfolk was able to chip away thanks to a late burst from 3; of the team's final five field goals made, four came from 3-point range.

The offense picked up out of the break to put Carolina back up by double digits, with Dozier and Sindarius Thornwell hitting 3s on back-to-back possessions. The Gamecocks hit 5-of-6 field goals through the opening four minutes of the second half to extend the lead to 52-41. Norfolk State would find equal success shooting the ball, however, and kept within striking distance with a 4-for-4 start on field goals.

A switch to zone by the Spartans, mixed with a full-court press, slowed the overall pace of the game down considerably, but a fast-break alley-oop from Dozier to Chris Silva woke up the crowd at Colonial Life Arena. Norfolk State continued to rely on the deep ball to cut into its deficit, making four 3s in its first eight field goals overall in the first ten minutes of the half; the fourth to make it a 61-56 game in Carolina's favor.

Carolina held the Spartans at an arm's length for much of the half, but were able to use a 7-0 run starting at the eight-minute mark to provide the cushion it would need to cruise to the win. The visitors, plagued by foul troubles all night, were particularly stung by the loss of guard Jeff Short, who averaged 19 points per game last season but fouled out with five minutes to play. In his absence, the visitors made just two of their final 12 attempts from the field as Carolina pulled away down the stretch.

GAME 1

Official Basketball Box Score -- Game Totals -- Final Statistics
Norfolk State vs South Carolina
11/14/15 7 p.m. ET at Columbia, S.C. (Colonial Life Arena)

##	Player	Total		3-Ptr		Rebounds		PF	TP	A	T	Blk	Stl	Min
		FG-FGA	FT-FGA	FG-FGA	FT-FGA	Off Def Tot								
11	SHORT, Jeff	f	4-11	3-6	5-5	0	3	3	5	16	2	3	0	32
45	BUTLER, Jordan	f	2-4	0-0	1-2	3	5	4	2	1	1	1	2	24
01	BUNGE, Preston	g	1-3	0-1	1-1	3	1	4	3	0	1	1	1	17
02	ROBINSON, Zaynah	g	2-13	2-6	2-2	0	5	3	8	5	0	0	2	35
04	TAYLOR, D'Shon	g	0-3	0-2	2-2	0	3	3	5	2	1	3	0	15
00	KELLEY, Brian	g	0-1	0-0	0-0	1	2	3	1	0	0	3	1	6
03	WADE, Jonathan	g	3-5	1-2	3-4	1	1	2	5	10	1	1	0	19
15	BANNER, Devonte	g	0-0	0-0	0-0	0	0	0	0	0	0	0	0	1
20	OLIVER, Charles	g	7-13	5-10	2-2	0	2	2	4	21	1	2	0	30
22	LONG, Alex	g	0-5	0-1	5-6	2	3	5	4	5	0	3	0	21
Team						3	0	3	0			1	1	200
Totals			19-56	11-28	20-23	12	23	35	35	69	12	3	7	200

FG % 1st Half: 9-28 32.1% 2nd Half: 10-28 35.7% Game: 19-56 33.9%
 3FG % 1st Half: 5-13 38.5% 2nd Half: 6-15 40.0% Game: 11-30 37.0%
 FT % 1st Half: 11-11 100.0% 2nd Half: 9-12 75.0% Game: 20-23 87.0%
 Deadball Rebounds 1

South Carolina 84 • 0-0

##	Player	Total		3-Ptr		Rebounds		PF	TP	A	T	Blk	Stl	Min
		FG-FGA	FT-FGA	FG-FGA	FT-FGA	Off Def Tot								
14	CHATKEVICIUS, L.	f	5-8	0-1	3-3	3	1	4	2	13	1	0	1	21
24	CARRERA, Michael	f	1-8	1-4	1-2	1	5	6	1	4	1	2	1	26
25	KACINAS, Mindaugas	f	2-7	1-3	3-4	3	4	4	2	8	2	1	0	28
00	THORNWELL, Sindarius	g	2-7	1-3	7-9	0	4	4	2	14	2	3	0	31
15	DOZIER, PJ	g	3-7	1-2	0-2	1	3	4	3	7	3	3	0	21
01	STROMAN, Marcus	g	1-1	1-1	2-4	1	2	3	0	5	2	2	0	17
05	BLANTON, TeMarcus	g	0-0	0-0	0-0	0	0	1	0	1	0	0	0	1
10	NOTICE, Duane	g	4-11	3-6	3-3	1	2	3	14	3	0	0	0	20
20	MCKIE, Justin	g	1-2	1-2	2-2	0	1	0	1	5	0	0	0	3
23	COBB, Eric	g	1-1	0-0	0-1	1	0	1	2	2	0	0	1	8
30	SILVA, Chris	g	2-5	0-0	8-12	5	4	9	3	12	0	3	2	24
Team						4	3	7	0					200
Totals			23-59	9-22	29-42	19	27	46	19	84	15	13	4	9

FG % 1st Half: 10-29 34.5% 2nd Half: 13-30 43.3% Game: 23-59 39.0%
 3FG % 1st Half: 4-11 36.4% 2nd Half: 5-11 45.5% Game: 9-22 40.9%
 FT % 1st Half: 16-20 80.0% 2nd Half: 13-22 59.1% Game: 29-42 69.0%
 Deadball Rebounds 7

Officials: Olandis Poole, Joe Lindsay, Bart Lennox
 Technical fouls: Norfolk State-None, South Carolina-None.
 Attendance: 10623

Score by periods	1st			2nd			Total		
	Norfolk	UNC	Car	Norfolk	UNC	Car	Norfolk	UNC	Car
Norfolk State	34	35	69						
South Carolina	40	44	84						

Last FG - NSUM 2nd-02:05, SC 2nd-00:39. Score tied - 0 times.
 Largest lead - NSUM None, SC by 16 2nd-02:20. Lead changed - 0 times.
 NSUM led for 00:00. SC led for 37:37. Game was tied for 02:23.

GAME 2 - CAROLINA 84, ORAL ROBERTS66
NOV. 16, 2015/COLONIAL LIFE ARENA

COLUMBIA, S.C. - Headed up by a career night from senior Laimonas Chatkevicius, the South Carolina men's basketball team battered and bruised its way to an 84-66 win over Oral Roberts (1-1) Monday night. Four Gamecocks would score in double figures as the team went inside early and often to take down the Golden Eagles and move to 2-0 this season.

A thorough crashing of

GAME 3 - CAROLINA 76, DEPAUL 61
NOV. 20, 2015/ST. THOMAS, USVI

ST THOMAS, USVI - Behind a career high 23 points from senior forward Mindaugas Kacinas, the South Carolina men's basketball team (3-0) posted a 76-61 victory over DePaul (1-2) in the opening round of the U.S. Virgin Islands Paradise Jam in St. Thomas on Friday night. Kacinas posted his first-career 20-point outing, behind a 10-of-15 effort from the free throw line and a 6-of-13 mark from the floor. The Gamecocks played solid defensively against the Blue Demons, holding DePaul to 36.5 percent from the floor, including 21.4 percent from 3-point range.

South Carolina jumped out to a 9-3 lead on a lay-in from junior guard Sindarius Thornwell and pushed the advantage to 16-9 on a two-handed dunk from classmate Duane Notice. Both teams struggled from the free throw line early, but DePaul clawed back and tied the contest at 16 on a made 3-point bucket and a pair of jumpers in the lane from Rashaun Stimmage.

Kacinas carried the Gamecocks to halftime, scoring seven of the final 17 points, including five from the free throw line. Thornwell added four points during the final stretch and Notice beat the buzzer with a 3 from the corner to give Carolina a nine-point lead at the break, 37-28.

An off-balance tip-in and make from the foul line for Kacinas with 14:32 remaining in the contest saw the Gamecock lead grow to 15 at 49-37. The Blue Demons continued to chip away at the Carolina advantage, however, and pulled to within five on a pair of free throws from Myke Henry at the eight-minute mark.

Thornwell connected on a pair of makes from the line and senior forward Laimonas Chatkevicius and freshman guard PJ Dozier connected on consecutive lay-ups to push the Gamecock lead back to 14 with 6:22 remaining. The Blue Demons would not get closer than 13 the rest of the way, and the Gamecocks secured the 76-61 win.

GAME 4 - CAROLINA 94, HOFSTRA 84
NOV. 22, 2015/ST. THOMAS, USVI

ST THOMAS, USVI - The South Carolina men's basketball team found itself in a shootout Sunday night, taking on a veteran Hofstra team in the semifinal of the Paradise Jam. The Pride came in fresh off an upset of Florida State and gave the Gamecocks all they could handle, but a season-best performance from the Garnet and Black offense would be too much to account for in a 94-84 win. Carolina (4-0) would see all five of its starters score 12 points or more, and the interior offense was a strong point all night long.

Despite the 10:30 p.m. local time tip, the offenses would be wide-awake early on. The Gamecocks enjoyed a 6-of-10 start overall from the field, but the Pride (3-1) countered with four 3s in the first five minutes to take a 14-13 lead into the first media timeout. A 13-2 run for Carolina in the ensuing four minutes of action would open the game up to 26-16. Facing a size disadvantage, Hofstra would settle for 3s but would not be able to maintain its hot start. A four-minute scoring drought starting from the 14:27 mark would help dig the early hole.

Hofstra would not go quietly, rediscovering its range to hang in down the stretch in the first half. Guard Juan'ya Green connected on five of his first six 3-point attempts and accounted for 19 of the team's first 32 points through the first 15 minutes of action. His fifth 3 brought the Gamecock lead down to six, 38-32. The lead would get all the way down to two, 41-39, but the Gamecocks scored the final five points of the half to take the 46-39 advantage into the break.

Mindaugas Kacinas would stay keyed in offensively, scoring 14 points in the first half to lead Carolina. Green would finish with 22 points for Hofstra. The Pride bombed in 18 3-point attempts in the first 20 minutes, hitting on eight. That long-distance commitment would hurt them inside, as the Gamecocks enjoyed a plus-10 rebounding margin and a 20-6 advantage in points in the paint.

During the halftime break, the lights in the UVI Sports & Fitness Center would malfunction due to a power surge, but the referees determined enough light was on the court to resume the game. Neither team would seem to mind, connecting on three shots apiece in the first three minutes of action. A pair of 3s from Ameen Tankley would keep the first-half narrative alive for Hofstra, who attempted just five two-point field goals in the first eight minutes of the second half.

Hofstra would hit its sixth 3 of the first nine minutes of action to take just its second lead of the game at 65-64. The Pride would start 6-of-9, but a Duane Notice 3 would give Carolina the lead back. Despite the shower of 3s, Carolina weathered the storm with an efficient offense that saw contributions from all over the lineup. PJ Dozier would have his best game yet as a Gamecock, scoring seven of his season-best 12 points in the second half, including a perfect 3-3 from the field in the half. The freshman added nine rebounds as well.

A 3 from Brian Bernardi cut Carolina's lead to 74-72 with seven minutes to play, but a 3 from Dozier and back-to-back scoring possessions from Chris Silva would help the Gamecocks extend back out to an 83-72 lead. It would ultimately be a 12-0 run for Carolina, as Hofstra would go 4-22 without a point to see its upset attempt wilt down the stretch. The Pride would kick up the pressure in the final two minutes of regulation, but a pair of dunks from Michael Carrera out of press-breaks would keep the game well out of reach.

GAME 5 - CAROLINA 83, TULSA 75
NOV. 23, 2015/ST. THOMAS, USVI

ST THOMAS, USVI - The South Carolina men's basketball team will be coming home with a new addition to the trophy case Tuesday, after winning the 2015 Paradise Jam in convincing fashion Monday with a 83-75 win over Tulsa (4-1). Five Gamecocks would reach double figures, and a fast start would play a big role in moving the team's record now to 5-0. Sindarius Thornwell was named the tournament's MVP, and Mindaugas Kacinas would join him as an All-Tournament honoree.

The offense showed no hangover from a semifinal game the night before that featured 178 combined points. The Gamecocks started the game out on a 12-2 run in the first three minutes of play, punctuated by a 3 from Sindarius Thornwell. Tulsa cut the lead to 12-8, but Carolina went off again with another 17-4 run from there to go up 29-12 through the first 12 minutes of the game. The fast start was thanks in part to an 11-of-16 start from the field for Carolina, including all four 3-point attempts.

A veteran Tulsa team would not panic, though, and were able to chip away and got the deficit back down to single digits by the half-time break, 38-29. The Gamecock defense forced eight turnovers in the period and held the Golden Hurricanes to 31 percent from the field (9-of-29). Mindaugas Kacinas and Michael Carrera each had six points and five rebounds, Laimonas Chatkevicius led the team with nine points.

The Gamecocks hit their first four shots coming out of the half-time break and extended the lead back up to 14, 48-34, just three minutes into the half. Tulsa came back strong with a 14-4 run in less than four minutes to set a more tense tone that would carry through the remainder of the game. Tulsa's Shaquille Harrison was the comeback catalyst, scoring 15 of his team-high 20 points in the second half, and the Hurricanes would keep hanging around down the final ten minutes of action. Carolina was able to push the lead back up to ten on three different occasions, but could never pull away like it had in the first half.

After a pair of free throws from Chatkevicius pushed the lead up to 76-66 with three minutes to go, Tulsa would make its final push. James Woodard converted a three-point play with 2:30 to go to make it 76-69, then hit a pair of free throws with 34 seconds to bring it to five, 80-75. That would ultimately be the Hurricane's final points, as the Gamecocks made 3-of-4 free throws after Tulsa fouls to stop the clock, leading to the 83-75 final.

GAME 3



Official Basketball Box Score - Game Totals - Final Statistics
DePaul vs South Carolina
11/20/15 7:10 p.m.AST at St. Thomas, U.S. Virgin Islands

DePaul 61 • 1-2

## Player		Total	3-Ptr	Rebounds	PF	TP	A TO Blk	Stl	Min			
		FG-FGA	FG-FGA	FT-FTA	Off Def Tot							
03	STIMAGE, Rashaun	2-4	0-0	0-0	0 1 1	4	4	0	1	15		
04	HENRY, Myke	2-6	0-1	2-2	3 2 5	4	6	0	4	20		
02	HAMILTON IV, Tommy	1-6	0-2	1-4	1 5 6	0	3	0	2	23		
05	GARRETT, Billy	2-6	0-2	7-7	0 2 2	11	4	2	0	29		
11	CAIN, Eli	2-10	0-1	1-2	3 3 6	2	5	1	0	17		
00	CURRINGTON, RJ	1-1	0-0	0-1	0 0 0	2	2	0	0	3		
01	WOOD, Darrick	5-11	1-4	3-4	0 0 2	2 4	14	0	1	25		
10	MOLIARI, David	0-0	0-0	0-0	0 0 0	0	0	0	0	1		
12	PHILLIPS, Develle	0-0	0-0	0-2	0 0 0	0	0	0	0	2		
13	DOLINS, Cory	0-0	0-0	0-0	0 0 0	0	0	0	0	1		
15	SIMPSON, Aaron	2-6	2-4	0-0	1 2 3	1	6	4	2	0	24	
23	GAZI, Erten	1-1	0-0	2-2	0 1 1	1	4	0	2	0	9	
30	BARRY, Umar	0-0	0-0	0-0	0 0 0	0	0	0	0	0	2	
30	RYSKOSCH, Peter	1-1	0-0	3-5	2 2 4	2	5	0	1	0	20	
33	HANEL, Joe	0-0	0-0	1-2	0 0 1	4	1	0	0	0	9	
Team					0	33					200	
Totals		19-52	3-14	20-31	10	23	61	9	15	2	4	200
FG % 1st Half:	9-23	39.1%	2nd Half:	10-29	34.5%	Game:	19-52	36.5%				Deatball
3FG % 1st Half:	2-9	22.2%	2nd Half:	1-5	20.0%	Game:	3-14	21.4%				Rebounds
FT % 1st Half:	8-12	66.7%	2nd Half:	12-19	63.2%	Game:	20-31	64.5%				7.3

South Carolina 76 • 3-0

## Player		Total	3-Ptr	Rebounds	PF	TP	A TO Blk	Stl	Min			
		FG-FGA	FG-FGA	FT-FTA	Off Def Tot							
14	CHATKEVICIUS, L.	3-11	1-1	1-2	3 2 5	3	7	0	1	1	0	23
24	CARRERA, Michael	2-3	1-1	2-2	2 5 7	3	7	4	1	0	0	27
25	KACINAS, Mindaugas	6-13	1-5	10-15	4 1 5	4	2	23	1	2	0	33
00	THORNWELL, Sindarius	4-10	0-1	2-3	3 7 10	3	10	3	3	0	2	31
15	DOZIER, PJ	3-6	0-0	1-2	1 1 2	2	7	0	2	0	2	14
01	STROMAN, Marcus	2-6	1-3	2-2	3 3 6	2	7	0	1	0	1	18
02	DOBY, Raymond	0-0	0-0	0-0	0 0 0	0	3	0	1	0	0	1
04	GREGORY, Jamarl	0-0	0-0	0-0	0 0 0	0	0	0	0	0	0	1
10	NOTICE, Duane	3-8	2-2	3-4	1 1 2	2	11	3	1	0	1	23
20	MCKIE, Justin	0-0	0-0	0-0	0 1 1	0	0	0	0	0	0	8
23	COBB, Eric	0-0	0-0	0-0	0 3 3	0	3	0	0	0	0	10
30	SILVA, Chris	1-3	0-0	2-4	0 2 2	4	4	1	1	0	0	8
Team					2	1	3					200
Totals		24-60	5-13	24-34	16	27	43	27	11	2	5	200
FG % 1st Half:	12-28	42.9%	2nd Half:	12-32	37.5%	Game:	24-60	40.0%				Deatball
3FG % 1st Half:	3-7	42.9%	2nd Half:	2-6	33.3%	Game:	5-13	38.5%				Rebounds
FT % 1st Half:	10-17	58.8%	2nd Half:	13-17	76.5%	Game:	23-34	67.6%				5

Officials: Les Jones, Nathan Farrell, Justin Porterfield
Technical fouls: DePaul-None, South Carolina-None.
Attendance: 2002
2015 Paradise Jam Men's Basketball, Presented by Basketball Travelers

Score by periods	1st	2nd	Total
DePaul	28	33	61
South Carolina	37	39	76

Points	In	Off	2nd	Fast	
OPU	22	12	11	6	32
SC	30	12	19	9	22

Last FG - OPU 2nd-04:44, SC 2nd-04:07.
Largest lead - OPU None, SC by 16 at 2:11.
DPU led for 00:00. SC led for 38:50. Game was tied for 0:10.
Score tied - 2 times.
Lead changed - 0 times.

GAME 4



Official Basketball Box Score - Game Totals - Final Statistics
Hofstra vs South Carolina
11/22/15 10:30p.m.AST at St. Thomas, U.S. Virgin Islands

Hofstra 84 • 3-1

## Player		Total	3-Ptr	Rebounds	PF	TP	A TO Blk	Stl	Min				
		FG-FGA	FG-FGA	FT-FTA	Off Def Tot								
02	TANKLEY, Ameen	7-13	4-7	0-2	0 3 3	3	18	3	1	0	32		
11	GUSTYS, Rokas	0-1	0-0	2-4	2 4 6	3	2	0	0	0	25		
12	KOON, Denton	3-7	1-2	0-0	1 2 3	4	7	4	1	0	23		
01	GREEN, Juan'ya	7-15	6-13	8-10	0 2 2	3	28	7	5	0	39		
04	BERNALDI, Brian	5-7	4-6	0-0	0 2 2	0	14	1	2	0	35		
00	NICHOLS, Malik	1-5	1-3	0-0	0 1 1	5	3	0	2	0	22		
03	WRIGHT-FOREMAN, J.	2-3	0-1	0-0	0 2 2	1	4	0	1	0	9		
04	BUJE, Desure	3-4	1-2	1-1	0 0 0	2	8	1	3	0	13		
44	WALKER, Andre	0-0	0-0	0-0	0 0 0	0	0	0	0	0	2		
Team					3	1	4				200		
Totals		28-55	17-34	11-17	6	17	23	21	84	16	14	2	200
FG % 1st Half:	13-30	43.3%	2nd Half:	15-25	60.0%	Game:	28-55	50.9%				Deatball	
3FG % 1st Half:	8-18	44.4%	2nd Half:	9-16	56.3%	Game:	17-34	50.0%				Rebounds	
FT % 1st Half:	5-10	50.0%	2nd Half:	6-7	85.7%	Game:	11-17	64.7%				2.1	

South Carolina 94 • 4-0

## Player		Total	3-Ptr	Rebounds	PF	TP	A TO Blk	Stl	Min				
		FG-FGA	FG-FGA	FT-FTA	Off Def Tot								
14	CHATKEVICIUS, L.	8-14	0-0	1-3	3 2 5	1	17	1	0	3	1	28	
24	CARRERA, Michael	7-11	2-2	1-2	1 3 4	3	17	1	2	0	0	27	
25	KACINAS, Mindaugas	9-10	0-1	1-2	2 3 5	3	18	1	2	0	1	31	
00	THORNWELL, Sindarius	4-8	0-2	6-8	1 8 9	1	14	6	0	0	0	33	
15	DOZIER, PJ	5-10	2-6	1-1	4 5 9	3	12	2	3	0	0	26	
01	STROMAN, Marcus	0-1	0-0	1-1	0 1 1	4	0	2	0	0	1	15	
10	NOTICE, Duane	2-7	1-2	2-2	1 0 1	0	7	3	0	0	1	25	
23	COBB, Eric	1-2	0-0	0-0	0 0 0	1	2	0	0	0	0	4	
30	SILVA, Chris	1-5	0-0	5-6	3 0 3	2	7	0	2	0	0	11	
Team					2	2	4					200	
Totals		37-68	5-9	15-23	18	23	41	18	94	16	9	4	200
FG % 1st Half:	18-38	47.4%	2nd Half:	19-30	63.3%	Game:	37-68	54.4%				Deatball	
3FG % 1st Half:	2-5	40.0%	2nd Half:	3-4	75.0%	Game:	5-9	55.6%				Rebounds	
FT % 1st Half:	8-15	53.3%	2nd Half:	7-8	87.5%	Game:	15-23	65.2%				3.2	

Officials: Bryan Kersey, Justin Porterfield, Nathan Ferrell
Technical fouls: Hofstra-None, South Carolina-None.
Attendance: 1715
2015 Paradise Jam Men's Basketball Tournament.
Presented by Basketball Travelers

Score by periods	1st	2nd	Total
Hofstra	39	45	84
South Carolina	46	48	94

Points	In	Off	2nd	Fast	
HOFSTRA	18	15	9	6	15
SC	44	13	24	8	16

Last FG - HOFSTRA 2nd-00:50, SC 2nd-00:38.
Largest lead - HOFSTRA by 1 1st-16:18, SC by 14 2nd-03:38.
HOFSTRA led for 00:36. SC led for 37:40. Game was tied for 00:44.
Score tied - 5 times.
Lead changed - 6 times.

GAME 5



Official Basketball Box Score - Game Totals - Final Statistics
Tulsa vs South Carolina
11/23/15 10:00p.m.AST at St. Thomas, U.S. Virgin Islands

Tulsa 75 • 4-1

## Player		Total	3-Ptr	Rebounds	PF	TP	A TO Blk	Stl	Min			
		FG-FGA	FG-FGA	FT-FTA	Off Def Tot							
01	SMITH, Rashad	3-5	1-1	0-1	2 2 4	2	7	1	3	0	0	20
04	WRIGHT, D'Andre	3-8	0-2	2-3	2 5 7	2	8	0				

GAME 6 - CAROLINA 92, LIPSCOMB 76 NOV. 27, 2015/COLONIAL LIFE ARENA

COLUMBIA, S.C. - South Carolina's men's basketball team would turn its record to 6-0 Friday afternoon in its return to the Colonial Life Arena, pulling away from Lipscomb (3-5) by a score of 92-76.

Lipscomb entered the day with one of the most 3-point-reliant offenses in the country, and it would lean on that strength throughout the first half, ultimately making six in the first half.

The game would be tied at 19-all through the first eight minutes of action, but the Gamecocks were able to get some breathing room behind a 7-0 run in just 36 seconds.

With the two offenses making 50 percent of their field goals in the half, it would be Carolina's defense that would provide the difference.

The Bisons made their first four field goals out of the intermission, and after a three-point play from Eli Pepper the visitors would cut the deficit to 62-57.

A pass-first mentality continued to serve the Gamecocks in the second half, the team recorded assists on nine of the first ten field goals made after a first half where 14 of 23 field goals came with assists as well.

GAME 6



Official Basketball Box Score - Game Totals - Final Statistics Lipscomb vs South Carolina 11/27/15 2 p.m. ET at Columbia, S.C. (Colonial Life Arena)

Lipscomb 76 • 3-5 Table with columns: Player, Total, 3-Ptr, Rebounds, FT-FTA, PF, TP, A TO Blk, Stl, Min

FG % 1st Half: 14-28 50.0% 2nd Half: 17-40 42.5% Game: 27-68 39.7% 3FG % 1st Half: 6-11 54.5% 2nd Half: 7-24 29.2% Game: 13-35 37.1%

South Carolina 92 • 6-0 Table with columns: Player, Total, 3-Ptr, Rebounds, FT-FTA, PF, TP, A TO Blk, Stl, Min

FG % 1st Half: 20-40 50.0% 2nd Half: 14-26 53.8% Game: 34-66 51.5%

Score by periods, Points in game, Attendance: 8793

GAME 7 - CAROLINA 76, WESTERN CAROLINA 53 NOV. 30, 2015/COLONIAL LIFE ARENA

COLUMBIA, S.C. - The South Carolina men's basketball team used a tough interior defense to locked down its most emphatic win of the 2015-16 season Monday night, beating Western Carolina (2-4) 76-53.

The Gamecocks committed six turnovers in just over a three-minute stretch to open the game, limiting them to just six points total through the first six minutes of the opening half.

Western Carolina would extend its lead out to five, 20-15, but the Gamecocks stole back some valuable momentum before the under-eight timeout thanks to a 3 from Michael Carrera and a lay-in from Eric Cobb to tie it back up at 20-all.

That 5-0 spurt before the timeout would stretch way out to 19-0 over seven minutes, but it would be a slow build as the Gamecocks hit just 5-of-14 field goals in the run.

The Gamecocks carried a 37-28 lead into halftime, holding Western Carolina to 29 percent from the floor. Most of the damage from the visitors would be from beyond the arc, as they would make six 3s.

In keeping with a blueprint that has worked throughout the first month of the season, a bruising interior defense coupled with an efficient offense through the paint would help South Carolina run away and hide from any threatening second-half runs by Western Carolina.

A big reason for the Gamecocks pulling away in the final 20 minutes would be their effectiveness in converting turnovers into points.

Offensively, seven different players would record a field goal in the second half. Kacinas paced the team with nine second-half points to finish with a game-high 20; the reigning SEC Player of the Week chipped in ten rebounds as well for his second double-double of the season.

GAME 7



Official Basketball Box Score - Game Totals - Final Statistics Western Carolina vs South Carolina 11/30/15 7 p.m. ET at Columbia, S.C. (Colonial Life Arena)

Western Carolina 53 • 2-4 Table with columns: Player, Total, 3-Ptr, Rebounds, FT-FTA, PF, TP, A TO Blk, Stl, Min

FG % 1st Half: 6-16 37.5% 2nd Half: 10-36 27.8% Game: 16-67 24.4%

3FG % 1st Half: 4-4 100.0% 2nd Half: 0-0 0.0% Game: 4-4 100.0%

South Carolina 76 • 7-0 Table with columns: Player, Total, 3-Ptr, Rebounds, FT-FTA, PF, TP, A TO Blk, Stl, Min

FG % 1st Half: 12-28 42.9% 2nd Half: 14-35 40.0% Game: 26-63 41.3%

Score by periods, Points in game, Attendance: 8957

GAME 8 - CAROLINA 81, USF 63 DEC 5, 2015/COLONIAL LIFE ARENA

COLUMBIA, S.C. - The South Carolina men's basketball program matched its best start in 12 years thanks to a dominant first-half effort Saturday afternoon against South Florida (2-7). The Gamecocks won 81-63 behind a season-high 19 points from Michael Carrera, surviving a bumpy second half to move to 8-0 this season.

Despite matching up with perhaps their most physical opponent of the season to date, the Gamecocks went to their bread and butter early, slashing to the basket to take a 16-2 lead just five minutes into the game, forcing a timeout.

Carolina would not relent after the timeout, extending the run all the way out to 24-2 before USF broke a seven-minute scoring drought with a basket at the 12:03 mark of the first half.

On the back of an 8-0 run to end the first half, the Gamecocks went into the break with their largest lead of the afternoon at 53-22.

The lead would expand to 36, 61-25, but the Bulls would respond with a 17-2 run over the next four minutes thanks to a 1-of-7 field goal slump from Carolina.

The first-half domination by the Gamecocks would be too much to recover from for USF, despite a complete turnaround of fortunes.

GAME 8



Official Basketball Box Score - Game Totals - Final Statistics USF vs South Carolina 12/05/15 4 p.m. ET at Columbia, S.C. (Colonial Life Arena)

USF 63 • 2-7 Table with columns: Player, Total, 3-Ptr, Rebounds, FT-FTA, PF, TP, A TO Blk, Stl, Min

FG % 1st Half: 10-31 32.3% 2nd Half: 14-37 37.8% Game: 24-68 35.3%

3FG % 1st Half: 1-4 25.0% 2nd Half: 12-18 66.7% Game: 13-22 59.1%

South Carolina 81 • 8-0 Table with columns: Player, Total, 3-Ptr, Rebounds, FT-FTA, PF, TP, A TO Blk, Stl, Min

FG % 1st Half: 20-33 60.6% 2nd Half: 9-28 32.1% Game: 29-61 47.5%

Score by periods, Points in game, Attendance: 10721

GAME #30 - VS. GEORGIA - THURSDAY, MARCH 3, 2016 - GAMECOCK BASKETBALL

GAME 9 - CAROLINA 79, DREXEL 54
DEC. 15, 2015/COLONIAL LIFE ARENA

COLUMBIA, S.C. - The South Carolina men's basketball team is 9-0 for the first time in 44 years, after a big second half carried it to a 79-54 win over Drexel (1-7) Tuesday night. Freshman PJ Dozier led the team with 16 points, and the team poured in 47 second-half points to put away a game that was tight throughout the first half.

The Gamecocks' 6-2 lead to start the game was soon slowed by fouls and turnovers, most notably two offensive fouls on Laimonas Chatkevicius in just three minutes of action. The Dragons took over a 9-6 lead after four minutes of action after using a 7-0 run in a span of just under two minutes and would carry the lead for most of the next 10 minutes of play. The lead was helped in large part by a 3-of-3 start from 3-point range and a 50 percent field goal percentage in the first nine minutes of play.

Chris Silva helped keep the fans at Colonial Life Arena excited, first with a big block to deny a fast-break dunk, then later with a dunk of his own to cut the deficit to 17-15. Drexel would build its largest lead at 21-15, but Carolina earned the lead back down the stretch thanks to a lockdown at both ends of the court.

Immediately after going down by six, the Gamecocks went on an 11-0 run in the next three minutes to flip the scoreboard with a 26-21 advantage. It was punctuated by a 3-pointer from Chatkevicius, forcing Drexel into a timeout with 5:18 to go. For those remaining five minutes, the two teams combined for just a 3-of-13 effort from the floor and the Gamecocks were able to hold on for a 32-28 lead at halftime.

After a 6-of-12 start from the field, Drexel converted just 3-of-14 (21 percent) the rest of the way but still hit four 3s to keep within striking distance. Most of Carolina's damage would be done at the line, the Gamecocks attempted just two fewer free throws than field goals in the first half, thanks in large part to 14 fouls called on the Dragons. PJ Dozier alone would convert 9-of-13 at the charity stripe to lead the team in scoring at 13.

The Gamecocks scored nine points in the final 5:18 of the 1st half, but needed just the first 63 seconds of the second half to score another nine and take control of the game. Extra passes on the team's first two possessions led to wide-open 3s from Mindaugas Kacinas and Sindarius Thornwell, and Dozier converted a three-point play on the very next possession to force a timeout.

Faced with its largest deficit of the game at 43-28, Drexel continued a cold streak that plagued it in the final 10 minutes of the first half. The visitors went without a made field goal for the first five minutes of the second half, missing on its first 10 attempts and also coming up empty on three free throw tries.

The Dragons would get on the board with a basket at the 14:40 mark, but foul trouble up and down the lineup kept them from putting out a consistent rotation on the floor. Despite facing a Drexel full-court press for most of the half, the Gamecocks seemed to be unfazed and passed their way to a number of easy transition baskets and soon found themselves ahead by 20, 61-41, with eight minutes still to play.

The lead would peak at 25 on the game's final basket, a TeMarcus Blanton 3-pointer. All told, the Gamecocks shot 67 percent in the second half and spread the wealth on offense. Seven different players would score five points or more, led by six apiece from Blanton, Chatkevicius and Thornwell.

GAME 9



Official Basketball Box Score - Game Totals - Final Statistics
Drexel vs South Carolina
12/15/15 7 p.m. ET at Columbia, S.C. (Colonial Life Arena)

Drexel 54 • 1-7

#	Player	Total		3-Ptr		Rebounds		PF	TP	A	T	Blk	Stl	Min
		FG-FGA	FG-FGA	FT-FTA	Off Def Tot									
0-0	Williams, Rodney	4-0	0-0	0-0	0	0	0	0	0	0	0	0	0	3
32	Abif, Kazembe	0-7	1-1	0-0	1	3	4	2	9	0	1	1	0	23
11	Allen, Tavor	6-18	2-7	4-7	0	1	1	4	18	4	5	0	0	38
12	Allen, Terrell	2-3	0-0	0-0	0	1	1	5	4	3	0	0	0	19
13	London, Rashann	1-4	1-3	1-2	0	0	0	3	4	1	1	0	1	28
02	Mojica, Sammy	5-12	3-6	0-0	0	2	2	1	13	2	2	0	1	34
05	Williams, Austin	1-3	0-0	1-2	2	4	6	3	0	1	0	0	0	11
15	Bah, Mohamed	1-3	0-0	2-6	1	2	3	4	0	1	0	0	0	16
32	Cartwright, Andrew	0-0	0-0	0-0	0	0	0	0	0	0	0	0	0	3
35	Myles, Tyshawn	0-5	0-0	1-2	1	2	3	5	1	1	0	0	0	1
	Team				1	1	2							
	Totals	19-55	7-17	9-19	6	16	22	28	54	11	13	2	3	200

FG % 1st Half: 9-26 34.6% 2nd Half: 10-29 34.5% Game: 19-55 34.5%
3FG % 1st Half: 4-8 50.0% 2nd Half: 3-9 33.3% Game: 7-17 41.2%
FT % 1st Half: 6-10 60.0% 2nd Half: 3-9 33.3% Game: 9-19 47.4%

South Carolina 79 • 9-0

#	Player	Total		3-Ptr		Rebounds		PF	TP	A	T	Blk	Stl	Min
		FG-FGA	FG-FGA	FT-FTA	Off Def Tot									
14	CHATKEVICIUS, L	4-5	1-2	0-1	1	2	3	9	1	3	3	0	21	
4	CARRERA, Michael	4-6	0-0	2-3	0	3	3	4	10	0	2	1	19	
25	KACINAS, Mindaugas	2-2	1-1	0-1	0	2	2	3	5	0	1	0	11	
00	THORNWELL, Sindarius	4-8	2-3	3-4	1	3	4	1	13	5	1	0	1	28
15	DOZIER, PJ	3-6	0-0	10-16	0	4	4	0	16	3	1	0	0	24
01	STROMAN, Marcus	0-1	0-0	2-4	1	4	5	1	2	2	2	0	0	16
02	DOBAY, Raymond	0-0	0-0	0-0	0	0	0	0	0	0	0	0	0	3
04	GREGORY, Jamall	0-0	0-0	1-2	0	0	0	0	1	1	0	0	1	3
05	BLANTON, TeMarcus	2-2	2-2	0-0	1	1	0	6	0	0	0	0	3	3
10	NOTTICE, Duane	2-6	0-3	1-2	1	1	2	5	0	2	0	1	19	
20	MCKIE, Justin	1-4	0-1	1-2	1	0	1	2	3	1	0	0	0	11
23	COBB, Eric	0-1	0-0	0-0	0	4	4	2	0	0	1	1	0	12
30	SILVA, Chris	3-5	0-0	3-4	2	5	7	3	9	1	3	2	2	30
	Team				4	4	5							
	Totals	25-46	6-12	23-39	8	33	41	19	79	14	15	9	6	200

FG % 1st Half: 9-22 40.9% 2nd Half: 16-24 66.7% Game: 25-46 54.3%
3FG % 1st Half: 1-5 20.0% 2nd Half: 5-7 71.4% Game: 6-12 50.0%
FT % 1st Half: 13-20 65.0% 2nd Half: 10-19 52.6% Game: 23-39 59.0%

Officials: Lee Cassell, Jamie Luckie, James Breeding
Technical fouls: Drexel-None, South Carolina-None.
Attendance: 8481

Score by periods	1st		2nd		Total	
	Drexel	SC	Drexel	SC	Drexel	SC
	28	26	54			
	32	47	79			

Points	In	Off	2nd	Fast	Bench
DREXEL	12	2	3	0	19
SC	34	18	9	10	26

Last FG - DREXEL 2nd-01:03, SC 2nd-00:32
Largest lead - DREXEL by 6 1st-08:23, SC by 25 2nd-00:32
DREXEL led for 10:09. SC led for 29:33. Game was tied for 00:18.

GAME 10 - CAROLINA 65, CLEMSON 59
DEC. 18, 2015/GREENVILLE, S.C.

GREENVILLE, S.C. - It was a game fitting of a historic rivalry, as the Gamecock men's basketball team held off Clemson (7-4) Friday night in their first true road game of the season, 65-59. The win helped Carolina improve to 10-0, its best start since 1933-34, but it would take all 40 minutes for it to be decided.

Early nerves would lead to a slow start for the rivals, a Clemson 6-0 run helped it take a 10-7 lead six minutes in, with the Gamecocks struggling from the field with a 3-of-11 start.

Carolina got its first two-possession lead on the back of a personal 5-0 run by Mindaugas Kacinas, helping plant the seed for what would become a momentum-changing stretch for the visitors. He broke a 14-all tie with a three-point play, then following with a layup on the next possession to make it a 19-14 game with nine minutes to play in the half after the Tigers had gone up 13-9 just three minutes earlier.

A pair of 3-pointers from Michael Carrera extended the total run out to 16-1, forced a Clemson timeout and got the Gamecock-laden crowd at Bon Secours Wellness Arena in an uproar. In total, the Gamecocks would stretch the run out to 24-1 behind eight-straight made field goals, which compounded the Tiger's drought of 12-straight misses.

The highlight of the run would undoubtedly be Sindarius Thornwell's three-point play off a dunk that shook loose the dust from the arena's rafters. The run would last over eight minutes in total and helped Carolina take a 41-25 lead at halftime.

Clemson would hit just 5-of-18 two-point field goals and were out-scored 18-6 in the paint for the half, and the Gamecocks also played a ten-rebound advantage through the first 20 minutes. Eric Cobb would play big minutes off the bench with Carrera and Chris Silva in foul trouble early; the freshman led the team with four rebounds in the half.

The Tigers came out with comeback on their mind in the second half, and used a 7-0 run to cut into single digits before a 3-pointer from Duane Notice put the score at 48-36 at the first media timeout. Notice's 3s would be key for helping Carolina overcome a Clemson zone that was successfully stalling the offense for the majority of the second half.

Despite relying heavily on 3-pointers to try and cut into the deficit, it would actually be Clemson's post scorers that made the difference as it continued to claw back into the game. Through the first 14 minutes of the second half, Clemson hit 6-of-8 two-pointers compared to just 4-of-11 on 3s. Baskets on four-straight possessions would get the Tigers within four, 57-53, with six minutes still to play.

Kacinas would snap a three-minute scoring drought for Carolina on a high-low pass from Laimonas Chatkevicius into the heart of the Clemson 2-3 zone, sending the Gamecocks into the final media timeout with a 59-55 lead. That would score held tight for over four minutes, with Carolina still vexed by Clemson's zone, and the Tigers unable to score against the Gamecock's physical man-to-man.

Coming down to the final 90 seconds of regulation, it would be the free throw line that the rivalry game would be decided. Each side missed the front end of a 1-and-1 at the line, but a turnover off an errant pass forced Clemson to foul and put Carrera at line to try and add critical points to the tenuous lead.

The senior swished both attempts, bringing an end to 4:04 minutes without a point from either team and gave Carolina a 61-55 lead with 22 seconds to play. A forced-up 3 by the Tigers would be rebounded by PJ Dozier, who added two more free throws and iced away the game.

GAME 10



Official Basketball Box Score - Game Totals - Final Statistics
South Carolina vs Clemson
12/18/15 7:00 PM at Greenville, SC (BSW Arena)

South Carolina 65 • 10-0

#	Player	Total		3-Ptr		Rebounds		PF	TP	A	T	Blk	Stl	Min
		FG-FGA	FG-FGA	FT-FTA	Off Def Tot									
14	CHATKEVICIUS, L	1-2	0-0	2-3	0	2	2	3	4	2	4	1	0	20
24	CARRERA, Michael	5-9	2-3	2-2	4	2	6	3	14	1	1	0	0	27
25	KACINAS, Mindaugas	4-10	1-2	1-1	0	4	4	1	10	2	0	0	0	37
00	THORNWELL, Sindarius	2-10	1-6	3-3	3	6	9	2	8	3	2	1	0	31
15	DOZIER, PJ	5-8	1-1	2-3	1	5	6	2	13	1	2	0	1	27
01	STROMAN, Marcus	0-1	0-0	0-0	0	1	0	0	2	0	0	0	0	10
10	NOTTICE, Duane	3-10	3-7	1-2	0	2	2	1	10	1	1	0	0	23
20	MCKIE, Justin	1-1	0-0	0-0	1	0	1	0	2	0	0	0	0	8
23	COBB, Eric	2-2	0-0	0-0	2	3	5	2	4	0	1	0	0	11
30	SILVA, Chris	0-0	0-0	0-0	0	1	1	2	0	0	0	0	1	6
	Team				3	2	5							
	Totals	23-53	8-19	11-14	14	28	42	16	65	12	16	3	3	200

FG % 1st Half: 15-27 55.6% 2nd Half: 8-26 30.8% Game: 23-53 43.4%
3FG % 1st Half: 6-10 60.0% 2nd Half: 2-9 22.2% Game: 8-19 42.1%
FT % 1st Half: 5-7 71.4% 2nd Half: 6-7 85.7% Game: 11-14 78.6%

Clemson 59 • 7-4

#	Player	Total		3-Ptr		Rebounds		PF	TP	A	T	Blk	Stl	Min
		FG-FGA	FG-FGA	FT-FTA	Off Def Tot									
05	BLOSSOMGAME, Jaron	7-14	0-0	3-4	6	5	11	3	17	0	1	2	1	33
16	GRANTHAM, Donte	6-14	4-0	0-0	1	5	6	3	16	3	1	1	0	33
05	DIJITE, Sydney	1-1	0-0	2-3	2	1	3	4	0	0	0	0	1	11
12	HOLMES, Avry	2-7	0-3	0-0	1	2	3	4	4	2	5	0	0	28
20	ROPER, Jordan	4-14	2-8	0-0	0	0	0	2	10	5	3	0	0	37
10	DEVOE, Gabe	2-7	2-5	0-0	1	0	1	1	6	0	0	0	0	19
11	HUDSON, Josh	0-0	0-0	0-0	0	0	0	1	0	0	0	0	0	8
23	SMITH, Ty	3-3	0-1	0-0	3	2	5	0	0	0	0	0	0	6
35	NNOKO, Landry	1-3	0-0	0-1	1	2	3	2	1	0	5	0	0	25
	Team				0	2	2							
	Totals	23-63	8-26	5-9	15	19	34	20	59	11	10	8	2	200

FG % 1st Half: 9-31 29.0% 2nd Half: 14-32 43.8% Game: 23-63 36.5%
3FG % 1st Half: 4-13 30.8% 2nd Half: 4-13 30.8% Game: 8-26 30.8%
FT % 1st Half: 3-6 50.0% 2nd Half: 2-3 66.7% Game: 5-9 55.6%

Officials: Michael Stephens, Patrick Adams, Alfred Smith
Technical fouls: South Carolina-None, Clemson-None.
Attendance: 14446

Score by periods	1st		2nd		Total	
	South Carolina	CU	South Carolina	CU	South Carolina	CU
	41	24	65			
	25	34	59			

Points	In	Off	2nd	Fast	Bench
SC	24	6	11	2	16
CU	24	12	13	0	8

Last FG - SC 2nd-00:07, CU 2nd-00:04
Largest lead - SC by 20 1st-02:47, CU by 4 1st-13:14
SC led for 31:55. CU led for 04:00. Game was tied for 04:05.

GAME 11 - CAROLINA 75, ST. JOHN'S 61
DEC. 22, 2015/UNCASVILLE, CONN.

UNCASVILLE, CT. - The South Carolina Gamecock men's basketball team ran its season record to 11-0 Tuesday night, defeating St. John's 75-61. The game was played at Mohegan Sun Arena as part of the Naismith Memorial Basketball Hall of Fame Shootout. Led by a season-best performance from Duane Notice, the Gamecocks overcame an early deficit to earn their first win ever against the Red Storm (7-6).

St. John's would shoot its way out to an early lead, and held it for most of the first ten minutes of the game. The early advantage would grow to six, 13-7, before the Gamecocks clicked into tempo on offense. A 5-of-7 stretch from the 13:44 mark until 9:25 would turn that six-point deficit into Carolina's first lead of the day, 20-18. Duane Notice accounted for seven of the team's first 16 points and finished with 14 in the first half on a perfect 5-of-5 performance from the floor.

Carolina's defense would also find its feet for a key stretch, holding St. John's without a made basket for 6:28, allowing the Gamecocks to reel off a 15-1 run and take their biggest lead so far at 31-19. The Johnnies came off the mat for six-straight baskets following the cold spell and got into single digits before the buzzer at 40-34. Despite a 3-of-10 success rate from 3-point range, St. John's more than made up for it with an 11-of-16 clip from inside.

The hot streak to end the first half would not carry over for the Red Storm, as a pair of early turnovers pushed Carolina's lead back into the double digits and forced a timeout just a minute into the half. The lead would get no closer than eight points for the Gamecocks, who slowly would pull permanently into a double-digit lead for the final nine minutes of the game.

Michael Carrera would lead the way down the stretch, scoring eight points with seven rebounds in his 15 minutes of action in the second half. Laimonas Chatkevicius added seven second-half points to push him into double figures for the game, his first game with 10 or more points since Nov. 27 against Lipscomb. Behind 14 second-half turnovers forced and 20 points in the paint, South Carolina would push the lead up to 18 before settling on the final margin.

GAME 11



Official Basketball Box Score - Game Totals - Final Statistics
South Carolina vs St. John's
1

GAME 12 - CAROLINA 78, FRANCIS MARION 56
DEC. 30, 2015/COLONIAL LIFE ARENA

COLUMBIA, S.C. - The South Carolina men's basketball team took the court at Colonial Life Arena for the first time in over two weeks, hosting Francis Marion Wednesday night. The Gamecocks shook off some early rust and ran off to a 78-56 win against the Patriots. Chris Silva led the team with a season-high 13 points and all 15 members of the team would see action in the win. It is Carolina's 12th-straight win, matching its longest win streak since the 1996-97 campaign.

Carolina connected on just one of its first six shots from the floor, but both teams would struggle offensively in the opening eight minutes of action. A 3-pointer from Francis Marion cut South Carolina's lead to just three 12-9, at the 11:15 mark of the first half, but the visitors missed their next seven field goal attempts. The Gamecocks would heat up down the home stretch of the half, scoring 21 of their 38 total points in the final 6:18, shooting 7-of-9 as a team in that span.

Chris Silva and Duane Notice scored 10 points apiece to lead the team, with Silva providing a pair of highlight-reel slam dunks in the process. Eight different players scored for the Gamecocks in the first half. The Patriots finished just 6-of-30 from the field in the half, but were able to force South Carolina into 10 turnovers and recorded seven offensive rebounds to counter a slow half offensively.

The home side pushed the lead up to 25 early on in the second half, 53-28, and held on to a 20-point advantage for the remainder of the game. The lead would allow head coach Frank Martin to look to his talented reserves to get some valuable playing time. Ten players would come off the bench for the team and nine of them scored at least two points. Despite relying almost exclusively on its freshmen, the South Carolina offense put up 40 points in the second half to seal the big win.

GAME 13 - CAROLINA 86, MEMPHIS 76
JAN. 2, 2016/COLONIAL LIFE ARENA

COLUMBIA, S.C. - The #24/20 South Carolina Gamecocks earned another signature win Saturday night, opening 2016 with a thrilling 86-76 win over Memphis (9-4). Sindarius Thornwell scored a season-high 18 points and Michael Carrera went for his second double-double in the last three games to lead Carolina to 13-0, its longest win streak since 1969-70. In a game that featured 17 ties and 13 different lead changes, senior leadership and depth proved to be the difference for the home side.

The game was emotionally charged from the first minute of action, but it translated into a reckless game that effected both teams. Nine combined fouls were called in the first three minutes of the game, putting a pair of starters on the bench for the Gamecocks with PJ Dozier and Laimonas Chatkevicius. Carolina would hold an early 9-7 lead thanks to a Chris Silva three-point play, but Memphis would soon answer back.

A 7-0 run from the visitors staked them to their largest lead of the night at 14-9 with 13:48 to play. A Duane Notice 3-pointer would soon tie the game back up at 16-16, but Carolina missed some extra opportunities to take a firm advantage and the lead bounced back and forth for the final ten minutes of the half. A 9-0 run for the Gamecocks in the final four minutes would push their lead as high as six, 39-33, but the Tigers tied it up for halftime on a last-second 3 from Ricky Tarrant.

Neither side was able to adjust to the physicality during the run of play, leading to a carousel of shooters at the free throw line all night. In total, the two teams combined for 68 fouls and 99 free throws in the game. Michael Carrera led the team through the first 20 minutes with 12 points and five rebounds, highlighted by a pair of 3s to fire up an already-stoked crowd of 13,035 at Colonial Life Arena. As a team, though, South Carolina shot just 33 percent from the floor.

The offenses remained chilly from the floor as the second half got underway, but Memphis would warm up just enough to grab an early 50-46 lead. The Gamecocks started just 3-of-15 from the floor through the first eight minutes, compounded by four missed free throws in that same stretch. Carolina was able to tie up the game back up, and would take a 61-59 lead after a pair of free throws by Notice, but neither team would enjoy much of any breathing room as the half wore on.

Memphis' offense would not extend past the free throw line for most of the final 20 minutes, as it shot just 23 percent from the floor in the second half but did make 16-of-19 at the line. The Tigers went over nine minutes without a field goal until a goaltending call gave them a make with 5:35 to go. By then, though, Carolina had built up a two-possession lead at 70-63 and started to wear into the opposition's depth with fouls.

In all, five Tigers would foul out and the Gamecocks were able to salt away the game with free throws. A pair of made attempts by Duane Notice with 11 seconds to play gave the Garnet and Black its largest lead of the game, the final margin of 86-76, and also set a new program record for both free throws made and attempted, with 46 and 63, respectively. The win closes out the team's first undefeated non-conference schedule since the 1933-34 team.

GAME 14 - CAROLINA 81, AUBURN 69
JAN. 5, 2016/AUBURN ARENA

AUBURN, ALA. - An active defense in the first half would prove to be the difference as the #22/20 South Carolina Gamecocks opened the SEC season with a road win at Auburn Tuesday night, 81-69. Sindarius Thornwell kept a hot hand, leading the team with 22 points while Laimonas Chatkevicius added his first double-double of the season with 12 points and 10 rebounds.

The Tigers (7-6, 1-1 SEC) held an early advantage, but the Gamecocks (14-0, 1-0) soon found success getting into the passing lanes and went off on a 12-0 run to take an 18-9 lead six minutes in. In that stretch, Auburn turned the ball over four times and missed a pair of shots, while Thornwell took advantage by scoring seven of those 12 points on his own. He would finish the half with 13 points thanks to a trio of 3-pointers, he and Duane Notice combined to connect on 6-of-9 3s in the half.

South Carolina's defense would harass Auburn relentlessly, forcing 15 turnovers in the first half that led to 23 of the Gamecocks' 43 points. The visitors took a 43-30 lead into the break, the lowest first-half scoring output from the Tigers this season.

Both sides kept sending it in from 3 to start the half, hitting three apiece in the first three minutes of the second half. Auburn made a concerted effort to limit turnovers, committing just six in the final 20 minutes, but the Gamecocks would turn to a high efficiency half-court offense to hold off any rallies.

Auburn could get no closer than six in the second half, as South Carolina shot 55 percent from the field and 79 percent at the free throw line. For the game the Garnet and Black shot an even 50 percent, the fifth time overall this season.

A lead that grew as large as 18 in the first half was whittled down to six, 63-57, with 7:30 to play but the Gamecocks responded with a 7-0 to push it back to double figures for the rest of the game. Chatkevicius put an exclamation mark on the modest but crucial run with a three-point play on a thunderous dunk in transition.

Head coach Frank Martin leaned on his veterans for the second half, giving his juniors and seniors 83 of the 100 possible minutes of playing time. Sophomore Marcus Stroman would play like a vet in the second half, finding success as distributor and slasher for the offense. He made it to the line, hitting all six free throw attempts, and added a layup in his 12 second-half minutes. For the second game in a row, free throws late in the game sealed the win -- South Carolina hit 7-of-8 in the final 3:36 to push the lead out of reach.

GAME 12

Official Basketball Box Score - Game Totals - Final Statistics
Francis Marion vs South Carolina
12/30/15 7 p.m. ET at Columbia, S.C. (Colonial Life Arena)

#	Player	FG-FGA	3-Pr	Rebounds			PF	TP	A	TO	Blk	Stl	Min
				Off	Def	Tot							
20	PARKER, Brandon	0-1	0-0	0	0	0	1	0	0	0	0	0	9
2	ALEXANDER, Judah	2-8	0-0	2-7	6	3	4	6	1	2	2	1	33
34	BRYANT, Alex	0-1	0-0	0-0	0	1	3	0	2	1	0	1	10
02	BROWNING, Detrek	6-14	2-7	0-2	3	5	8	3	14	2	4	0	35
31	TALIKO, Nick	2-5	0-2	0-0	0	8	1	4	1	3	1	1	24
03	DAVIS, JR., Mike	5-13	4-10	3-5	0	11	5	17	0	2	0	0	23
05	FENNER, Alante	2-5	0-3	9-10	1	3	4	13	1	5	0	1	22
21	NAJJI, Samson	0-0	0-0	0	0	0	1	0	0	0	0	0	2
24	JEROME, David	0-0	0-0	1-1	3	1	4	5	0	1	0	1	24
32	HARRIS, Mykel	1-8	0-1	0	2	1	3	1	2	0	0	0	17
40	JACKSON, Kenneth	0-1	0-0	0-0	1	2	1	0	2	0	0	1	11
	Team												
	Totals	18-60	6-23	14-25	17	25	42	29	56	7	22	4	10

FG % 1st Half: 6-30 20.0% 2nd Half: 12-30 40.0% Game: 18-60 30.0%
3FG % 1st Half: 1-9 12.5% 2nd Half: 5-15 33.3% Game: 6-23 26.1%
FT % 1st Half: 7-13 53.8% 2nd Half: 7-12 58.3% Game: 14-25 56.0%

South Carolina 78 • 12-0

#	Player	FG-FGA	3-Pr	Rebounds			PF	TP	A	TO	Blk	Stl	Min
				Off	Def	Tot							
14	CHATKEVICIUS, L.	0-1	0-0	0-0	1	2	3	0	0	1	1	1	11
24	CARRERA, Michael	2-8	1-5	0-0	0	2	2	2	5	3	0	1	16
25	KACINAS, Mindaugas	5-8	1-1	1-2	0	5	2	12	0	2	1	0	24
00	THORNWELL, Sindarius	2-5	1-4	2-2	1	2	3	7	4	2	0	2	22
15	DOZIER, PJ	3-8	0-4	0-0	0	1	3	6	1	2	1	5	22
01	STROMAN, Marcus	0-0	0-0	2-2	0	2	2	0	2	0	2	0	12
02	DOBY, Raymond	2-5	0-0	4-8	3	1	4	0	8	0	0	0	7
04	GREGORY, Jamall	0-6	1-4	1-2	1	2	3	1	6	3	0	0	14
05	BLANTON, TeMarcus	2-6	0-1	2-2	2	1	3	1	2	0	0	0	6
10	NOTICE, Duane	3-9	2-7	1-2	0	0	1	10	1	0	0	2	18
20	MCKIE, Justin	1-3	1-1	0-0	0	2	1	3	1	0	1	0	9
21	RAGIN, John	1-1	0-0	0-0	0	0	0	0	2	0	0	0	2
32	COBB, Eric	1-1	0-0	4-4	3	7	0	2	2	1	0	1	16
30	SILVA, Chris	5-7	0-0	3-3	3	3	6	5	13	1	2	3	29
31	HOLLMAN, Jarrell	0-0	0-0	0-0	0	0	0	0	0	0	0	0	2
	Team												
	Totals	27-64	8-27	16-30	18	29	47	18	78	16	16	8	13

FG % 1st Half: 14-28 50.0% 2nd Half: 13-36 36.1% Game: 27-64 42.2%
3FG % 1st Half: 3-14 21.4% 2nd Half: 5-13 38.5% Game: 8-27 29.6%
FT % 1st Half: 7-14 50.0% 2nd Half: 9-16 56.3% Game: 16-30 53.3%

Officials: Joe Lindsay, Olanis Poole, Lamar Simpson
Technical fouls: Francis Marion-None. South Carolina-None.
Attendance: 10401

Score by periods	1st	2nd	Total
Francis Marion	20	36	56
South Carolina	38	40	78

Last FG - FMU 2nd-00:00. SC 2nd-00:12.
Largest lead - FMU None, SC by 25-13:08.
PMU led for 00:00. SC led for 39:46. Game was tied for 07:14.

GAME 13

Official Basketball Box Score - Game Totals - Final Statistics
Memphis vs South Carolina
12/16 6 p.m. ET at Columbia, S.C. (Colonial Life Arena)

#	Player	FG-FGA	3-Pr	Rebounds			PF	TP	A	TO	Blk	Stl	Min
				Off	Def	Tot							
00	BURRELL, Trahson	1-7	0-2	0-0	0	6	6	5	2	2	1	2	21
02	GOODWIN, Shaq	3-10	0-0	7-7	3	6	9	5	13	1	5	1	25
14	LAWSON, K.J.	0-3	0-1	1-2	0	1	5	1	1	2	1	1	19
10	MARTIN, Jeremiah	2-5	2-2	4-7	0	2	3	10	1	1	0	0	21
20	TARRANT JR., Ricky	3-11	2-5	12-12	2	2	4	20	1	2	0	1	36
01	LAWSON, Deric	2-7	1-3	1-2	1	1	2	5	6	1	4	3	19
03	WOODSON, Avery	4-10	3-9	3-3	0	1	1	14	0	0	0	0	26
05	CRAWFORD, Markel	3-7	0-0	2-3	1	6	7	5	8	1	0	1	23
15	JOHNSON, Kedren	0-0	0-0	0-0	0	0	1	0	0	0	0	0	2
30	MARSHALL, Nick	1-1	0-0	0-0	1	0	1	4	2	0	0	0	7
42	MCDOWELL, Jake	0-0	0-0	0-0	0	0	0	0	0	0	0	0	1
	Team												
	Totals	19-61	8-22	30-36	11	27	38	41	76	8	15	9	7

FG % 1st Half: 11-27 40.7% 2nd Half: 8-34 23.5% Game: 19-61 31.1%
3FG % 1st Half: 6-10 60.0% 2nd Half: 1-2 16.7% Game: 8-22 36.4%
FT % 1st Half: 14-17 82.4% 2nd Half: 16-19 84.2% Game: 30-36 83.3%

South Carolina 86 • 13-0

#	Player	FG-FGA	3-Pr	Rebounds			PF	TP	A	TO	Blk	Stl	Min
				Off	Def	Tot							
14	CHATKEVICIUS, L.	2-6	0-1	5-6	3	3	6	4	9	0	2	2	13
24	CARRERA, Michael	4-11	2-3	6-9	5	6	11	4	16	1	3	1	0
25	KACINAS, Mindaugas	1-7	0-3	4-4	1	4	5	1	8	1	2	2	36
00	THORNWELL, Sindarius	4-8	1-3	9-14	1	5	6	3	18	2	2	3	36
15	DOZIER, PJ	3-7	0-1	1-4	0	2	2	3	7	0	2	0	15
01	STROMAN, Marcus	0-1	0-0	5-8	0	2	2	3	5	2	0	0	2
04	GREGORY, Jamall	1-1	0-0	0-0	1	1	2	2	0	0	0	0	3
10	NOTICE, Duane	1-8	1-6	12-12	0	6	2	15	3	1	0	0	33
20	MCKIE, Justin	0-0	0-0	0-0	0	0	0	0	0	0	0	0	1
32	COBB, Eric	0-0	0-0	0-0	0	0	0	2	0	0	0	0	3
30	SILVA, Chris	1-8	0-0	4-7	4	3	7	6	0	0	0	0	13
	Team												
	Totals	18-57	4-17	46-63	18	35	53	27	86	9	13	7	7

FG % 1st Half: 10-30 33.3% 2nd Half: 8-27 29.6% Game: 18-57 31.6%
3FG % 1st Half: 4-13 30.8% 2nd Half: 0-4 0.0% Game: 4-17 23.5%
FT % 1st Half: 18-24 75.0% 2nd Half: 28-39 71.8% Game: 46-63 73.0%

Officials: Pat Adams, John Hampton, Marc Ellard
Technical fouls: Memphis-None. South Carolina-None.
Attendance: 13035

Score by periods	1st	2nd	Total
Memphis	42	34	76
South Carolina	42	44	86

Last FG - MEM 2nd-02:03. SC 2nd-03:06.
Largest lead - MEM by 5:18-13:48. SC by 10:20-00:11.
MEM led for 17:35. SC led for 15:20. Game was tied for 07:05.

GAME 14

Official Basketball Box Score - Game Totals - Final Statistics
South Carolina vs Auburn
01/05/16 6:00 p.m. ET at Auburn Arena - Auburn, Ala.

#	Player	FG-FGA	3-Pr	Rebounds			PF	TP	A	TO	Blk	Stl	Min
				Off	Def	Tot							
14	CHATKEVICIUS, L.	5-9	0-2	2-3	4	6	10	1	12	0			

GAME 15 - CAROLINA 69, VANDERBILT 65
JAN. 9, 2016/COLONIAL LIFE ARENA

COLUMBIA, S.C. - The #22/20 South Carolina Gamecocks are 2-0 to start the SEC season for the first time since 2010, but had to overcome its biggest test of the season Saturday afternoon against Vanderbilt (8-7, 0-3 SEC).

Vanderbilt took hold of the lead in its first possession and would hold on for the first 28 minutes of action, starting the game on an 8-0 burst. After weathering the initial blow, the Gamecocks (15-0, 2-0 SEC) would play the Commodores even for the rest of the first half, never letting the lead grow into double figures.

Mindaugas Kacinas led the team with 10 points in the first half, which helped to counter a 13-point performance from Vandy's Riley LaChance. South Carolina had a number of chances to take the lead over the final five minutes of the first half, but weren't able to string together enough stops and scores to get over the hump.

A quick 5-0 start out of the break from Vanderbilt put the comeback hopes on hold for Carolina, but the Gamecocks turned up the heat on defense and continued to chip away at the deficit. Their efforts would pay off with a jumper by Laimonas Chatkevicius that tied the game at 49 with 11:31 to go in regulation, followed by a jumper on the ensuing possession from PJ Dozier that gave the team its first lead of the day.

The 'Dores would go ice cold from the field just six minutes into the second half, hitting just one field goal in 17 attempts in a stretch that spanned from the 14:08 mark until making two of four in the final 40 seconds when the game was already out of reach. South Carolina countered with an 8-of-18 success rate in that same period to take control, pushing its lead as high as seven in the final minutes of the game.

The Gamecocks looked to Sindarius Thornwell to lead them to victory, and the veteran guard would do that and more. With his first points of the second half, coming on a jumper at 12:51 on the clock, the junior passed 1,000 career points, becoming the 42nd player in program history to reach the milestone. He would not rest on that achievement, scoring a team-high 11 points in the half including a critical period in the final three minutes where he scored seven straight points on his own to keep the Carolina lead at two possessions.

Thornwell's final two points would give the home side a 67-61 lead with just 36 seconds to play, and the Gamecocks were able to hold off any counter attacks and secure just the second win over Vanderbilt in the last eight meetings.

GAME 16 - ALABAMA 73, CAROLINA 50
JAN. 13, 2016/TUSCALOOSA, ALA.

TUSCALOOSA, Ala. - The No. 19/15 South Carolina men's basketball team suffered its first loss of the season Wednesday night at Alabama, 73-50. The Gamecocks fell behind early and saw their 15-game season-opening win streak come to an end. The Crimson Tide improves to 10-5 and 1-2 in conference action. Michael Carrera led the team with 14 points and 10 rebounds, his second double-double in the last four games.

It would be the Gamecocks (15-1, 2-1 SEC) versus Riley Norris for the first 10 minutes of the game, as Alabama's sophomore forward connected on his first five attempts from 3-point range. The South Carolina offense would not be able to answer the hot start, and Norris' fifth 3 of the half pushed Alabama's early advantage to 19-4 at the 11:39 mark.

The Gamecocks started just 2-of-12 from the field, but a stretch of six baskets in nine attempts gave the offense a brief jolt. The Tide rolled into halftime with a 35-22 lead, Laimonas Chatkevicius and Mindaugas Kacinas led the Gamecocks with six points apiece and combined to shoot 5-of-9. As a team, South Carolina connected on just 8-of-26 shots in the opening frame.

The offense was held without a field goal for the final three minutes of the first half, and that trend carried into the second half. The Gamecocks missed their first 12 attempts out of the break, and went without a point until a three-point play from Duane Notice with 11:51 left to play in regulation. In the time between Carolina's field goals, Alabama extended the lead up to 48-22.

Notice's field goal broke the seal for the Gamecock offense, who scored six straight baskets in a five-minute stretch, but it came too late. Freshman guard Jamal Gregory spurred an 8-0 run with six minutes left, hitting a 3 and converting a three-point play over the span of three possessions, but Alabama's lead would be too much to overcome.

GAME 17 - CAROLINA 81, MISSOURI 72
JAN. 16, 2016/COLONIAL LIFE ARENA

COLUMBIA, S.C. - The No. 19/15 South Carolina men's basketball team wasted no time getting back on the winning track, beating Missouri 81-72 Saturday afternoon. The win moves the Gamecocks to 16-1, 3-1 in the SEC, while Missouri drops back to 8-9, 1-3. Key runs to bookend the first half would be the difference as the two teams duled for all 40 minutes. Sindarius Thornwell recorded his 11th career 20-point game to lead the offense.

Behind a supportive home crowd of 15,389, the Gamecocks found their confidence early on and ran out to an 8-0 lead in the first four minutes of action. Missouri coughed the ball up five times and missed its first four shots before finally getting on the board with 16:14 to play.

The Tigers closed back to three, 11-8, but Thornwell took control and led the Gamecocks on a 12-2 run over the next three minutes to push the team to its largest lead of the half at 23-10. The junior, fresh off receiving a game ball in recognition of scoring his 1,000th career point against Vanderbilt, scored eight points from the field during the run.

Missouri went over three minutes without a point at the midway point in the period, allowing Carolina to hold a double-digit lead until the Tigers made a run of their own. A 10-0 burst from the visitors cut the lead to just three, 27-24, with 6:22 to play, but Thornwell made sure they would get no closer. After hitting a midrange jumper to break a two-minute scoring drought, Thornwell then found Duane Notice on an extra pass that pushed the lead back to six.

The Tiger offense warmed up as the half came to a close, making 8-of-11 field goals over the final eight minutes and cutting the lead all the way down to one, 35-34, with two minutes to play. The Gamecocks closed out the period on a 6-0 run to go into halftime up 41-34, with four coming from PJ Dozier. The freshman guard scored nine points total in the half, and Thornwell led all scorers with 13.

The quick run to end the half would prove to be crucial, as the second half developed into a shootout between the two teams. Missouri's Wes Clark, who suffered a season-ending injury against the Gamecocks last season, had a career day in his return to Columbia. The junior guard went for 26 points in the game, 13 coming in the second half. He and teammate Ryan Rosberg (12 points, 6-of-6 on field goals) powered the Missouri offense in the second half, but Thornwell and Mindaugas Kacinas would play them to a draw and helped Carolina maintain its two-possession lead.

The two sides had nearly identical start lines for the half, with Missouri's five extra 3-pointers made countered by Carolina's 11 extra conversions at the free throw line. The Gamecock's struggles from 3-point range carried over from Wednesday's game at Alabama, but they made up for it with aggressive rebounding and an efficient interior offense. Despite finishing just 3-of-21 from 3, the Gamecocks shot 60 percent on two-point field goals in the game.

A three-point play from Kacinas with 1:09 to play pushed Carolina's lead back into double digits at 75-64, enough to hold off a late barrage of 3s from Missouri. Kacinas finished with a team-high 10 points in the second half on 4-of-5 shooting.

GAME 15

Official Basketball Box Score - Game Totals - Final Statistics
Vanderbilt vs South Carolina
1/9/16 3 p.m. ET at Columbia, S.C. (Colonial Life Arena)

Vanderbilt 65 • 8-7, 0-3 SEC

Table with columns: Player, FG, FGA, FT, FTA, Off Def Tot, PF, TP, A TO Blk, Stl, Min. Rows include KORNET, Luke; ROBERSON, Jeff; JONES, Damian; FISHER-DAVIS, Matthe; LACHANCE, Riley; JUSTICE, Camron; TOYE, Joe; BALDWIN IV, Wade; JOSEPHS, Carter; CRESSLER, Nolan; HENDERSON, Josh.

FG % 1st Half: 14-34 41.2% 2nd Half: 6-27 22.2% Game: 20-61 32.8%
3FG % 1st Half: 5-15 33.3% 2nd Half: 0-9 0.0% Game: 5-24 20.8%
FT % 1st Half: 5-8 62.5% 2nd Half: 15-21 71.4% Game: 20-29 69.0%

GAME 16

Official Basketball Box Score - Game Totals - Final Statistics
South Carolina vs Alabama
1/13/16 8:00 p.m. at Tuscaloosa, Ala. (Coleman Coliseum)

South Carolina 50 • 15-1, 2-1

Table with columns: Player, FG, FGA, FT, FTA, Off Def Tot, PF, TP, A TO Blk, Stl, Min. Rows include CHATKEVICIUS, L.; CARRERA, Michael; KACINAS, Mindaugas; THORNWELL, Sindarius; DOZIER, PJ; STROMAN, Marcus; DOBY, Raymond; GREGORY, Jamall; NOTICE, Duane; MCKIE, Justin; RAGIN, John; COBB, Eric; SILVA, Chris.

FG % 1st Half: 8-26 30.8% 2nd Half: 11-27 40.7% Game: 19-53 35.8%
3FG % 1st Half: 1-10 10.0% 2nd Half: 2-8 25.0% Game: 3-18 16.7%
FT % 1st Half: 5-10 50.0% 2nd Half: 4-7 57.1% Game: 9-17 52.9%

GAME 17

Official Basketball Box Score - Game Totals - Final Statistics
Missouri vs South Carolina
1/16/16 1 p.m. ET at Columbia, S.C. (Colonial Life Arena)

Missouri 72 • 8-9, 1-3 SEC

Table with columns: Player, FG, FGA, FT, FTA, Off Def Tot, PF, TP, A TO Blk, Stl, Min. Rows include PURYEAR, Kevin; WOODS, Russell; PHILLIPS, Terrence; WRIGHT, Nannon; CLARK, Wes; ISABELL, Tramaine; ALLEN, D'Angelo; WALTON, K.J.; GANIT, Jakeean; VANLEUR, Cullen; ROSBURG, Ryan.

FG % 1st Half: 14-28 50.0% 2nd Half: 14-29 48.3% Game: 28-57 49.1%
3FG % 1st Half: 2-6 33.3% 2nd Half: 5-13 38.5% Game: 7-19 36.8%
FT % 1st Half: 4-5 80.0% 2nd Half: 5-8 62.5% Game: 9-13 69.2%

Alabama 73 • 10-5, 1-2

Table with columns: Player, FG, FGA, FT, FTA, Off Def Tot, PF, TP, A TO Blk, Stl, Min. Rows include Norris, Riley; Kessens, Michael; Taylor, Jimmie; Edwards, Arthur; Obasohan, Retin; Schaffer, Lawson; Coleman, Justin; Hale, Shannon; MCKIE, Duane; Austin, Brandon; Clark, Christian; Hall, Donta.

FG % 1st Half: 13-27 48.1% 2nd Half: 11-24 45.8% Game: 24-51 47.1%
3FG % 1st Half: 7-17 40.7% 2nd Half: 6-13 46.2% Game: 13-28 46.4%
FT % 1st Half: 2-8 25.0% 2nd Half: 10-13 76.9% Game: 12-21 57.1%

South Carolina 69 • 15-0, 2-0 SEC

Table with columns: Player, FG, FGA, FT, FTA, Off Def Tot, PF, TP, A TO Blk, Stl, Min. Rows include CHATKEVICIUS, L.; CARRERA, Michael; KACINAS, Mindaugas; THORNWELL, Sindarius; DOZIER, PJ; STROMAN, Marcus; NOTICE, Duane; MCKIE, Justin; COBB, Eric; SILVA, Chris.

FG % 1st Half: 12-29 41.4% 2nd Half: 12-28 42.9% Game: 24-57 42.1%
3FG % 1st Half: 2-7 28.6% 2nd Half: 1-6 16.7% Game: 3-21 14.3%
FT % 1st Half: 9-14 64.3% 2nd Half: 9-15 60.0% Game: 18-29 62.1%

Officials: Joe Lindsay, Tim Gattis, Sean Casey
Technical fouls: Vanderbilt-None. South Carolina-None.
Attendance: 15055

Score by periods table with columns: 1st, 2nd, Total. Rows for Vanderbilt and South Carolina.

Last FG - VU 2nd-00:00, SC 2nd-01:57
Largest lead - VU by 8 1st-18:18, SC by 7 2nd-00:28.
VU led for 28:17. SC led for 10:24. Game was tied for 01:19.

Officials: Tony Henderson, Mike Nance, Kipp Kissinger
Technical fouls: South Carolina-None. Alabama-None.
Attendance: 12443

Score by periods table with columns: 1st, 2nd, Total. Rows for South Carolina and Alabama.

Last FG - SC 2nd-00:25, UA 2nd-01:14
Largest lead - SC None, UA by 27 2nd-07:46.
SC led for 00:00. UA led for 39:19. Game was tied for 00:01.

Officials: Olandis Poole, Anthony Jordan, Garrick Shannon
Technical fouls: Missouri-None. South Carolina-None.
Attendance: 15389

Score by periods table with columns: 1st, 2nd, Total. Rows for Missouri and South Carolina.

Last FG - MU 2nd-00:14, SC 2nd-00:25.
Largest lead - MU None, SC by 13 1st-11:46.
MU led for 00:00. SC led for 39:30. Game was tied for 00:30.

GAME 18 - CAROLINA 77, OLE MISS 74 (OT)
JAN. 19, 2016/OXFORD, MISS.

OXFORD, MISS. - The No. 24/18 South Carolina Gamecocks would lead for just two minutes total in regulation Tuesday night at Ole Miss, but still managed to force overtime and won a critical SEC road game, 77-74. Despite facing a double-figure deficit for most of the second half, the Gamecocks rallied late to force the extra period and leaned on their seniors to finish off the comeback.

Laimonas Chatkevicius posted a double-double with 17 points and 10 rebounds, and Michael Carrera scored five of his team-high 19 points in overtime to lead the Gamecocks. With the win, the team moves to 17-1 for the season and 4-1 in the SEC. Ole Miss is now 12-6, 2-4 in conference play.

It would take a stretch for the offense to find its foot at the start of the game, as it started just 1-of-9 from the field. After that, though, the Gamecocks converted 5-of-6 to take a 13-12 lead with 12 to play. Neither team could find space on the scoreboard early, but six quick points off back-to-back possessions gave Ole Miss a two-possession cushion it used to carry the lead for the final eight minutes of action.

The Rebels spaced out the Carolina defense, who were paying careful attention to Stefan Moody -- the SEC's leading scorer -- and kept the defense running. Carolina would get within four, 25-21, with five minutes to play, but Ole Miss sixth and seventh 3s of the period pushed the lead to 39-29 by halftime.

Forward Anthony Perez would lead all scorers with 12 points on 4-of-4 shooting from 3 to power the Rebels, who shot 43 percent as a team. The Gamecocks were powered by Mindaugas Kacinas and his eight points and five rebounds, but made just one 3 in the opening half.

South Carolina ran out of the locker room with a hot start to the first half, whittling the deficit all the way down to three at 44-41 just four minutes in. Ole Miss called a timeout to regroup, and ran back ahead thanks to the efforts of Marcanvis Hymon. He would score seven of the team's next ten points, and the home side pushed back ahead to 54-43 just four minutes after Carolina's big run.

The Gamecocks were unable to string together scores and stops for most of the final 20 minutes, but were able to catch their breath when Moody suffered an apparent hamstring injury and had to leave the game with five minutes left to play. Without their senior leader, the Rebels went without a point for the final four minutes of regulation.

Seeing daylight, Carolina ran off an 11-0 run in that same stretch, and would find themselves tied at 66 with just a 45 seconds to play. Moody would re-enter the game and find Perez in the corner for a 3, but he would miss his first attempt of the day and Carolina had the final possession of the period. Duane Notice drove the lane with six seconds to play for a contested layup, but his attempt rolled off the right side the game would go to overtime.

Off the tip in overtime, the Gamecocks would be assertive and earned the early 70-68 lead behind a 3-pointer from Duane Notice. The lead would grow to four after a pair of free throws from Jamall Gregory, but the Rebs went for four straight to tie the game at 72 with just 53 seconds remaining.

As Gamecock fans have come to expect after four years, it would be an effort play from Michael Carrera that ultimately put a pin on the comeback. He connected on a tough three-point play on the team's very next possession, collecting a jumbled pass in the key, drawing contact on a fade-away jumper and making the shot. The senior then leapt up to collect a blocked 3-pointer on the Ole Miss end and made the next two free throws to make it a two-possession game with 10 seconds left and tie the improbable win.

GAME 19 - TENNESSEE 78, CAROLINA 69
JAN. 23, 2016/KNOXVILLE, TENN.

KNOXVILLE, Tenn. - A career day from Tennessee's Kevin Punter would be too much to overcome for the No. 24/18 South Carolina Gamecocks, who fell to the Vols 78-69 Saturday afternoon. Michael Carrera scored a season-high 22 points but was countered by Punter's career-high 36, 27 that came in the second half alone. Carolina falls back to 17-2 overall and 4-2 in the SEC, Tennessee is 10-9, 3-4 in conference play.

Chris Silva paced the team early on, scoring six of the team's first 10 points and pulling down four of its first eight rebounds. Both teams needed time early to adjust to the physicality of the game, and two would combine for just eight field goals in the first eight minutes of action. Tennessee took advantage of 12-straight missed field goals for the Gamecocks and built its widest margin of the half with a 19-11 with seven minutes remaining in the period.

Despite the lack of scoring from the Gamecocks, Tennessee would not be able to take full advantage. It would only outscore Carolina 9-1 in the eight minutes between field goals, and would only stake itself out to the eight-point lead before PJ Dozier broke the spell with a layup at the 6:27 mark. The basket would open things up for the team, as it led to a 7-0 run that got the Gamecocks back in the mix in the final five minutes of action.

The Vols tried to pull away one last time before the break, but three more points from Silva and a 3-pointer by Michael Carrera made it a 29-28 UT lead at halftime. Silva would finish with nine points and five rebounds in the half, but ten turnovers and a 33 percent success rate from the floor kept the Gamecocks from taking the lead at any point in the first 20 minutes.

A pair of 3s from the Volunteers opened the second half and forced an early South Carolina timeout. The Gamecocks rallied back behind three-point plays inside from Laimonas Chatkevicius and Carrera, but Tennessee hit its third and fourth 3s of the first four minutes to carry a 43-36 lead into the first media timeout. In total, the home side converted its first seven attempts from 3 in the second half to push the lead into double digits with nine minutes to play (58-47).

Kevin Punter, the conference's second-leading scorer, paced Tennessee in the second half. He accounted for 14 of the team's first 29 points, all coming in just 10 minutes of playing time for the senior. After back-to-back baskets from Carolina cut the UT down to 58-53, the Vols took advantage of mental mistakes and scored nine straight points in just over two minutes to push the lead back into double digits with five minutes to go.

South Carolina rallied back within six, 68-62, with 2:24 still remaining, but Punter would convert ten straight free throws over the next two minutes to put any shot at back-to-back comebacks to rest for Carolina.

GAME 20 - CAROLINA 84, MISS. STATE 74
JAN. 26, 2016/COLONIAL LIFE ARENA

COLUMBIA, S.C. - Senior Michael Carrera put on a sublime performance Tuesday night, scoring a career-high 34 points to go with 15 rebounds as the Gamecocks held off Mississippi State, 84-74. His 20 second-half points helped to stave off a pair of comeback attempts by the Bulldogs (8-11, 1-6 SEC) and pushed the Gamecocks up to 18-2 (5-2 SEC), the program's best 20-game start to a season since 2003-04 and the most total wins in a season since 2008-09.

With his eye-popping stat line, Carrera became the first Gamecock to reach at least 30 points with 15 rebounds in a game since the team joined the SEC in 1992. The two offenses struggled from the field over the first five minutes, combining to hit just three of its first 18 attempts from the floor. A four-minute span without a point from the Bulldogs helped South Carolina erase a 5-1 deficit and take a 7-5 lead at the first media timeout. The lead would grow to 20-9 after Mississippi State turned the ball over six times and scored just two points from the 13:50 until the 8:11 mark.

A quick 7-0 answer from the visitors would bring a timeout from Carolina's bench just over a minute later, with the lead cut to 20-16. The Bulldogs appeared poised to grab all the momentum after a big 3-pointer and three-point play off a highlighter dunk from Quinnardy Weatherspoon cut Carolina's lead to just 25-22. The Gamecocks would play answer back with the exact same combo, getting a 3 from Duane Notice followed immediately by a three-point play from PJ Dozier to cool off MSU.

The Gamecocks would hold on to a comfortable two-possession lead for the final four minutes of play. Carrera sent the 12,764 fans in attendance into the halftime break happy after a buzzer-beating jumper to stake the team to a 43-34 lead at intermission. Carolina's thorough domination of the boards played a key factor in the half, as its 26-12 advantage in rebounds led to just five second-chance points and 10 points in the paint for Mississippi State.

Out of the break, the Bulldogs were forced into an early timeout after a 5-1 start for Carolina, highlighted by a wide-open 3 from Carrera. Fouls bogged both teams early in the period - both sides were in the bonus with more than 12 minutes to play and Notice, Dozier and Chris Silva were each saddled with four fouls before ten minutes had passed in the period.

Mississippi State was able to work itself back into contention thanks to hot shooting from 3-point range, and used a 12-2 run in less than four minutes to bring the deficit to two, 55-53, with ten minutes to go. Carrera would be a one-man momentum killer, converting an unbelievable three-possession span that kept the encroaching Bulldogs at bay. He blocked a shot on one end, hit a contested 3 in transition on the other, added a layup on the next possession and capped the run off with a three-point play on the possession after that.

The senior's efforts pushed Carolina's lead back to 65-57, but MSU's Malik Newman was ready to counter on the other end. The freshman hit 4-of-6 3s in the second half alone and kept the Bulldogs snapping at Carolina's heels. As a team, the visitors made 8-of-15 3s in the second half but just 4-of-20 two-point field goals, a fact that hurt them down the stretch when the 3s stopped falling.

After a Mississippi State dunk with 4:40 to go it was just a 73-69 lead for Carolina, the combo of Carrera and Notice at the free throw line and a cold snap from the field put the Bulldogs away for good. Following the dunk, MSU went 2-of-10 shooting the rest of the way and the Gamecock lead swelled back into double digits and stayed there for the final margin.

GAME 18



Official Basketball Box Score - Game Totals - Final Statistics
South Carolina vs Ole Miss
 1/19/16 PM at Oxford, Miss/The Pavilion at Ole Miss

South Carolina 77 • 17-1, 4-1 SEC

#	Player	Total		3-Ptr		Rebounds		PF	TP	A TO	Blk	Stl	Min		
		FG	FGA	FT	FTA	OFF	DEF								
14	CHATKEVICIUS, L.	5	9	0	0	7	5	5	10	3	17	0	1	35	
24	CARRERA, Michael	6	8	0	0	7	3	6	9	2	19	2	2	30	
25	KACINAS, Mindaugas	5	6	0	0	2	5	7	0	10	0	1	1	29	
00	THORNWELL, Sindarius	1	15	0	3	3	0	2	3	5	6	3	0	41	
15	DOZIER, PJ	2	7	0	3	2	6	1	4	2	6	3	4	19	
01	STROMAN, Marcus	0	1	0	0	0	1	1	4	0	2	1	0	15	
04	GREGORY, Jamall	1	1	0	0	2	2	5	4	4	2	0	0	18	
10	NOTICE, Duane	5	13	4	8	0	0	0	0	2	14	1	2	27	
20	MCKIE, Justin	0	1	0	0	0	0	0	0	0	0	0	0	4	
30	SILVA, Chris	1	1	0	0	0	1	1	4	2	0	0	0	7	
	Team						7	3	10						
	Totals	26	62	4	14	21	31	18	31	24	77	16	15	3	225

FG % 1st Half: 12-31 38.7% 2nd half: 12-27 44.4% OT: 2-4 50.0% Game: 26-62 41.9% Deadball
 3FG % 1st Half: 1-7 14.3% 2nd half: 2-5 40.0% OT: 1-2 50.0% Game: 4-14 28.6% Rebounds
 FT % 1st Half: 4-7 57.1% 2nd half: 11-17 64.7% OT: 6-7 85.7% Game: 21-31 67.7% 3.1

Ole Miss 74 • 12-6, 2-4 SEC

#	Player	Total		3-Ptr		Rebounds		PF	TP	A TO	Blk	Stl	Min		
		FG	FGA	FT	FTA	OFF	DEF								
05	Hymon, Marcanvis	3	9	0	4	1	3	6	9	4	10	2	3	42	
12	Gielo, Tomas	3	12	2	9	1	1	2	3	5	9	2	0	26	
13	Perez, Anthony	5	8	4	2	2	3	3	6	16	0	3	0	37	
04	Brooks, Rasheed	0	10	0	0	4	1	4	5	2	4	1	0	38	
42	Moody, Stefan	6	13	4	9	4	4	4	3	24	5	2	0	39	
02	Escobar, J.T.	0	0	0	0	0	0	0	0	1	0	0	0	4	
03	Davis, Terence	2	5	0	2	3	1	2	3	7	2	1	0	25	
20	Fitzpatrick-Dorsey, D	3	4	0	0	0	0	0	0	6	3	1	0	12	
25	Brutus, Terry	0	0	0	0	0	0	1	2	0	0	0	0	6	
	Team						3	4	7						
	Totals	24	61	10	33	16	27	12	25	37	74	16	10	4	225

FG % 1st Half: 13-30 43.3% 2nd half: 8-23 34.8% OT: 3-8 37.5% Game: 24-61 39.3% Deadball
 3FG % 1st Half: 7-18 38.9% 2nd half: 2-12 16.7% OT: 0-4 0.0% Game: 10-32 31.2% Rebounds
 FT % 1st Half: 6-7 85.7% 2nd half: 8-18 44.4% OT: 2-2 100.0% Game: 16-27 59.3% 4

Officials: Pat Adams, Karl Hess, Joe DeRosa
 Technical fouls: South Carolina-None, Ole Miss-None.
 Attendance: 7427

Score by periods				1st	2nd	OT	Total	Points	Paint	In	Off	2nd	Fast
South Carolina	29	37	11										
South Carolina	29	37	11	77									
Ole Miss	39	27	8	74									

Last FG - SC 0T-00:31, OM 0T-00:05. Score tied - 3 times.
 Largest lead - SC by 5 0T-00:10, OM by 11 1st-01:21. Lead changed - 9 times.
 SC led for 06:09, OM led for 36:07. Game was tied for 02:44.

GAME 19



Official Basketball Box Score - Game Totals - Final Statistics
South Carolina vs Tennessee
 1/23/16 12:01 p.m. at Knoxville, Tenn. (Thompson-Boling Arena)

South Carolina 69 • 17-2, 4-2 SEC

#	Player	Total		3-Ptr		Rebounds		PF	TP	A TO	Blk	Stl	Min		
		FG	FGA	FT	FTA	OFF	DEF								
14	CHATKEVICIUS, L.	7	25	0	1	4	3	1	4	3	20	1	2	24	
24	CARRERA, Michael	8	14	2	4	4	2	6	2	22	0	2	0	28	
25	KACINAS, Mindaugas	1	5	0	1	0	1	3	4	3	2	0	0	28	
00	THORNWELL, Sindarius	1	8	0	3	0	0	0	1	2	4	5	0	31	
15	DOZIER, PJ	2	5	0	1	2	2	2	4	6	1	3	0	17	
01	STROMAN, Marcus	0	1	0	0	0	1	0	1	0	0	0	0	12	
04	GREGORY, Jamall	1	1	0	0	0	1	0	3	2	0	0	0	7	
10	NOTICE, Duane	5	8	2	4	2	3	4	15	5	0	0	0	27	
20	MCKIE, Justin	1	3	0	0	0	2	0	2	2	0	0	0	3	
23	COBB, Eric	0	1	0	0	0	1	2	0	0	0	0	0	2	
30	SILVA, Chris	4	8	0	0	3	3	2	5	3	11	0	1	3	
	Team						1	0	1						
	Totals	25	60	4	14	15	23	16	34	24	69	11	17	2	200

FG % 1st Half: 8-24 33.3% 2nd half: 17-36 47.2% Game: 25-60 41.7% Deadball
 3FG % 1st Half: 2-7 28.6% 2nd half: 2-7 28.6% Game: 4-14 28.6% Rebounds
 FT % 1st Half: 10-16 62.5% 2nd half: 5-7 71.4% Game: 15-23 65.2% 4

Tennessee 78 • 10-9, 3-4 SEC

#	Player	Total		3-Ptr		Rebounds		PF	TP	A TO	Blk	Stl	Min		
		FG	FGA	FT	FTA	OFF	DEF								
04	Moore, Armani	1	4	0	2	1	5	6	4	4	5	1	5	31	
05	Schofield, Admiral	2	3	1	0	2	1	2	3	7	1	2	0	22	
00	Punter, Kevin	8	16	6	11	14	0	1	1	3	36	1	0	4	
03	Huhls III, Robert	0	2	0	1	8	4	4	8	1	17	0	0	28	
34	Balkman, Devon	2	6	1	3	0	0	1	2	5	4	2	0	29	
02	Kasonog, Ray	0	0	0	0	0	0	2	0	0	0	0	0	4	
11	Alexander, Kyle	1	1	0	0	1	3	3	6	3	2	0	1	8	
15	Mostella, Detrick	3	7	2	5	2	0	2	2	10	1	1	0	26	
22	Russ, Derek	0	1	0	0	2	1	2	5	0	0	0	1	16	
25	Phillips, Shembari	0	0	0	0	0	0	0	0	2	0	1	0	1	
	Team						0	0	0						
	Totals	19	46	10	21	30	32	11	23	34	78	11	18	3	200

FG % 1st Half: 7-22 31.8% 2nd half: 12-24 50.0% Game: 19-46 41.3% Deadball
 3FG % 1st Half: 1-9 11.1% 2nd half: 9-12 75.0% Game: 10-21 47.6% Rebounds
 FT % 1st Half: 14-16 87.5% 2nd half: 16-16 100.0% Game: 30-32 93.8% 0

Officials: Lee Carroll, Jacy Gable, Doug Simmons
 Technical fouls: South Carolina-None, Tennessee-Schofield, Admiral.
 Attendance: 1,828

Score by periods				1st	2nd	Total	Points	Paint	In	Off	2nd	Fast
South												

**GAME 21 - CAROLINA 78, ALABAMA 64
JAN. 30, 2016/COLONIAL LIFE ARENA**

COLUMBIA, S.C. - The RV/22 South Carolina men's basketball team earned a hard-fought win over Alabama (11-9, 2-6 SEC) Saturday night, winning 78-64. Michael Carrera's second-straight game with a double-double led the way, with Sindarius Thornwell and Chris Silva joining him in double figures. Now at 19-2, 6-2 in conference play, the Gamecocks have their highest win total for a season in seven years.

The upswell of emotion from the sold-out Colonial Life Arena personified the Gamecocks' energy from the opening tip. The Garnet and Black were flying around on both ends of the court, and built a 12-5 lead early behind a 5-of-7 start from the field in the first three minutes. A pair of Alabama turnovers fed into the opening salvo, the first led to a 3 in the corner from Mindaugas Kacinas and the second would be a picked-off inbound pass from Kacinas that scored a layup and a foul.

The Tide were able to slow down the pace and erased the early advantage. The Gamecocks were finding looks from the field, but made just one field goal in an eight-minute stretch and missed six free throws in that same span. Alabama would tie things up at 15-15 with 13 minutes still to play, and after a grinding five-minute stretch after that it would take first lead at 20-19.

The visitor's lead would last just 19 seconds thanks to an immediate answer from Michael Carrera. A 3 from the senior sparked an 11-2 Gamecocks run that put them back ahead 30-22 heading into the final four minutes of the period. A 3 off a bank shot from Sindarius Thornwell with 37 seconds left to play gave Carolina its largest lead of the night, 35-26, heading into the break. Thornwell would lead all scorers in the half with 10 points, and his five rebounds also led the way. Carolina's defense held Alabama to just 7-of-28 from the floor in the half, including four different stretches where the Tide missed at least four straight shots.

A basket from Chris Silva to start the half gave Carolina its first double-digit lead of the game, but Alabama would soon bring it back to a five with 14:24 to play. A 14-5 run after that, keyed by a Duane Notice 3, would put the early comeback attempt on the back burner and staked Carolina to a 59-45 lead just four minutes later.

In a game that was physical from the tip, both offenses had slow nights, but foul troubles for Alabama would grind down its depth and give the Gamecocks 46 shots at the line (27 in the second half). It would also force the Tide defense to commit to a zone lock, which would be punished over a key stretch by Carolina. Laimonas Chatkevicius and Mindaugas Kacinas worked the high-low post game for baskets on three-straight possessions, and a 3 from Carrera would force the visitors to move back to man-to-man.

Retin Obasohan did everything he could to keep his side in contention, scoring ten straight points for the Tide in a three minute span. It would not be enough, as the rest of his team shot just 32 percent (9-of-28) in the second half. He picked up his fifth foul off a technical with a minute to go, becoming the fourth "Bama" player to be disqualified, and the Gamecocks salted the game away at the foul line.

GAME 21



Official Basketball Box Score - Game Totals - Final Statistics
Alabama vs South Carolina
1/30/16 6 p.m. ET at Columbia, S.C. (Colonial Life Arena)

Alabama 64 • 11-9, 2-6 SEC

#	Player	Total			3-Ptr			Rebounds			PF	TP	A	T	Blk	Stl	Min
		FG	FGA	FT	FTA	FG	FGA	FT	FTA	Off							
10	Taylor, Jimmie	0-1	0-0	0-0	1	2	4	5	0	1	0	1	0	1	0	14	
11	Hale, Shannon	5-17	2-9	4-4	0	2	3	16	1	0	1	0	1	0	23		
01	Norris, Riley	4-12	3-7	0-0	1	5	6	2	11	1	3	0	0	0	37		
04	Edwards, Arthur	2-8	0-4	3-4	2	3	5	4	7	1	3	0	1	0	35		
12	Obasohan, Retin	6-10	1-2	10-13	2	4	6	5	23	4	4	1	3	29			
02	Schaffer, Lawson	0-0	0-0	0-0	0	0	0	0	0	0	0	0	0	1	21		
03	Kessens, Michael	1-4	0-0	1-2	2	4	6	5	3	0	2	1	2	1	21		
05	Coleman, Justin	0-5	0-2	0-0	0	1	1	0	0	4	1	0	0	20			
23	Austin, Brandon	0-0	0-0	0-0	0	1	1	1	0	0	2	1	0	7			
24	Clark, Christian	0-0	0-0	0-0	0	0	0	0	0	0	1	0	0	1			
35	Hall, Donta	2-3	0-0	0-2	2	4	6	5	4	1	0	1	0	12			
Team		4	0	4	0	4	0	0	0	0	0	0	0	0			
Totals		20-60	6-24	18-25	14	27	41	30	64	12	16	7	5	200			

FG % 1st Half: 7-28 25.0% 2nd half: 13-32 40.6% Game: 20-60 33.3%
3FG % 1st Half: 3-13 23.1% 2nd half: 3-11 27.3% Game: 6-24 25.0%
FT % 1st Half: 9-12 75.0% 2nd half: 9-13 69.2% Game: 18-25 72.0%

South Carolina 78 • 19-2, 6-2 SEC

#	Player	Total			3-Ptr			Rebounds			PF	TP	A	T	Blk	Stl	Min
		FG	FGA	FT	FTA	FG	FGA	FT	FTA	Off							
3	CARRERA, Michael	3-12	2-5	12-14	5	6	11	3	20	3	3	1	2	31			
25	KACINAS, Mindaugas	3-9	1-5	1-3	1	5	6	1	8	3	0	0	1	33			
30	SILVA, Chris	4-4	0-0	4-6	3	3	6	4	12	1	1	3	1	31			
00	THORNWELL, Sindarius	9	4-9	2-3	4-4	3	3	7	3	14	0	4	1	0	27		
15	DOZIER, PJ	3-9	0-2	1-3	2	3	5	4	7	2	1	0	1	17			
01	STROMAN, Marcus	0-4	0-0	1-2	1	5	6	1	1	0	1	0	2	18			
02	DOBY, Raymond	0-2	0-0	0-0	0	0	0	1	0	0	0	0	1	3			
20	NOTICE, Duane	2-6	1-3	2-6	1	2	3	1	7	0	0	0	1	28			
14	CHATKEVICIUS, L.	3-5	0-1	2-4	2	2	4	0	8	1	0	0	0	11			
23	COBB, Eric	0-0	0-0	1-4	1	0	1	1	1	0	0	0	0	1			
Team		0	0	0	0	0	0	0	0	0	0	0	0	0			
Totals		22-60	6-19	28-46	20	30	51	19	78	10	11	5	9	200			

FG % 1st Half: 11-29 37.9% 2nd half: 11-31 35.5% Game: 22-60 36.7%
3FG % 1st Half: 4-10 40.0% 2nd half: 2-9 22.2% Game: 6-19 31.6%
FT % 1st Half: 9-19 47.4% 2nd half: 19-27 70.4% Game: 28-46 60.9%

Officials: Terry Moore, Garrick Shannon, Vladimir Vovard-Tadal
Technical fouls: Alabama-Obasohan, Retin, South Carolina-None.
Attendance: 18000

Score by periods	1st	2nd	Total	Points	In	Off	2nd	Fast	Bench
Alabama	26	38	64	26	4	15	12	7	
South Carolina	35	43	78	28	14	23	11	7	

Score tied - 2 times.
Lead changed - 2 times.
Last FG - UA 2nd-01:25, SC 2nd-01:41.
Largest lead - UA by 1 1st-08:32, SC by 15 2nd-09:36.
UA led for 00:19. SC led for 37:41. Game was tied for 02:00.

**GAME 22 - GEORGIA 69, CAROLINA 56
FEB. 2, 2016/ATHENS, GA.**

ATHENS, Ga. - The No. 25/23 South Carolina men's basketball team was unable to overcome first-half offensive woes and lost at Georgia Tuesday night, 69-56. The Bulldogs (12-7, 5-4 SEC) held off numerous second-half rallies from the Gamecocks (19-3, 6-3) and had four players reach double figures in scoring. Sindarius Thornwell and Michael Carrera finished with double-doubles for Carolina.

It was a slow start to the night for the visiting Gamecocks on the offensive end. The team started 0-of-5 from the field and sat at just 3-of-20 through the first 16 minutes of action. Thankfully for Carolina, the Bulldogs would not take full advantage and led just 23-16 when the Gamecocks broke a five-minute field goal drought with three straight makes to take it into the final three minutes of the half. A pair of baskets from Georgia's Yante Maten pushed the lead up to double digits heading into halftime, 33-23.

The Gamecocks shot just 6-of-28 (21.4 percent) in the first half. Sindarius Thornwell led the team with nine points and five rebounds, Michael Carrera pitched in eight points, four rebounds and three blocks. Georgia had a pair of scorers reach double figures in the period, with Maten and Kenny Gaines sharing the half's scoring lead at 10 points apiece.

Georgia's lead grew to 13 after a 3-pointer from J.J. Frazier opened the second half, but the Gamecocks weathered the storm and cut it back to a two-possession game thanks to an 8-0 run. In the span of just three possessions, Duane Notice and Thornwell hit 3s and Carrera added a jumper to cut it to 39-34 with 15:55 still to go in the game.

While the Gamecocks were able to pare down the big lead, it would be unable to string together enough stops to get over the hump. The team came all the way back to two, 50-48, with six minutes left, but Georgia responded with two quick baskets. Three minutes later, Frazier hit a 3-pointer to extend the lead back up to seven. He would provide the dagger in the waning minutes, taking a pass off an offensive rebound and hitting another 3 to push the Bulldog lead to 62-53, its largest margin since 17:11 in the period.

After starting the second half hitting 9-of-16 field goals, the Gamecock offense cooled down at an inopportune time. The team made just one field goal in the final four minutes of the game, allowing Georgia to push back into a double-digit lead before the final horn.

GAME 22



Official Basketball Box Score - Game Totals - Final Statistics
S. Carolina vs Georgia
02/02/16 7:00 PM ET at Stageman Coliseum - Athens, Ga.

S. Carolina 56 • 19-3, 6-3

#	Player	Total			3-Ptr			Rebounds			PF	TP	A	T	Blk	Stl	Min
		FG	FGA	FT	FTA	FG	FGA	FT	FTA	Off							
24	CARRERA, Michael	4-12	2-5	1-3	2	8	10	5	11	0	4	0	3	0	37		
25	KACINAS, Mindaugas	2-7	0-1	3-6	5	1	6	2	7	1	3	0	0	22			
30	SILVA, Chris	1-2	0-0	1-1	1	2	3	5	3	0	2	0	2	8			
00	THORNWELL, Sindarius	5	15	2-8	6-6	3	8	11	1	18	1	1	2	37			
15	DOZIER, PJ	2-8	0-1	0-1	0	1	1	4	4	3	2	0	1	24			
01	STROMAN, Marcus	0-1	0-0	0-0	0	1	1	0	0	0	0	0	0	6			
02	DOBY, Raymond	0-0	0-0	0-0	0	0	0	0	0	0	0	0	0	6			
04	GREGORY, Jamall	0-0	0-0	0-0	0	1	1	0	0	0	1	0	3				
10	NOTICE, Duane	2-8	2-6	0-0	0	1	1	2	6	3	0	0	0	30			
14	CHATKEVICIUS, L.	2-4	1-1	2-2	0	1	1	3	7	1	1	0	2				
20	MCKIE, Justin	0-0	0-0	0-0	1	0	0	0	0	0	0	0	0				
23	COBB, Eric	0-0	0-0	0-0	0	0	0	0	0	0	0	0	0				
Team		1	1	1	2												
Totals		18-57	7-22	13-19	13	25	38	23	56	9	14	9	3	200			

FG % 1st Half: 6-28 21.4% 2nd half: 12-29 41.4% Game: 18-57 31.6%
3FG % 1st Half: 3-11 27.3% 2nd half: 4-11 36.4% Game: 7-22 31.8%
FT % 1st Half: 8-11 72.7% 2nd half: 5-8 62.5% Game: 13-19 68.4%

Georgia 69 • 12-8, 5-4

#	Player	Total			3-Ptr			Rebounds			PF	TP	A	T	Blk	Stl	Min
		FG	FGA	FT	FTA	FG	FGA	FT	FTA	Off							
01	MATEN, Yante	8-15	0-0	2-3	1	7	8	1	18	0	2	4	0	37			
25	GENO, Kenny Paul	1-3	0-2	0-0	1	1	2	3	2	0	0	0	1	17			
04	MANN, Charles	2-5	1-3	6-8	1	3	4	11	3	3	0	1	1	31			
12	GAINES, Kenny	6-15	3-8	2-4	1	6	7	2	17	3	2	1	2	35			
30	FRAZIER, J.J.	3-11	3-8	4-6	1	5	6	13	5	2	0	4	25				
00	JACKSON II, William	0-2	0-0	0-0	1	0	1	0	0	0	0	0	8				
13	WILLRIDE, O'errion	1-1	1-1	2-2	0	1	1	0	5	0	1	0	12				
24	KESLIER, Houston	0-0	0-0	0-0	0	1	1	0	0	0	0	0	6				
23	EDWARDS, Mike	0-1	0-0	1-2	1	2	3	2	1	0	2	0	16				
34	COBBE, Derek	1-4	0-0	0-0	3	4	7	2	2	0	0	0	13				
Team		0	0	0	3	3											
Totals		22-57	8-23	17-25	13	30	43	19	69	11	13	9	9	200			

FG % 1st Half: 12-29 41.4% 2nd half: 10-28 35.7% Game: 22-57 38.6%
3FG % 1st Half: 4-11 36.4% 2nd half: 4-12 33.3% Game: 8-23 34.8%
FT % 1st Half: 9-13 69.2% 2nd half: 12-17 70.6% Game: 17-25 68.0%

Officials: Antonio Petty, Joe DeRosa, Jamie Luckie
Technical fouls: S. Carolina-CARRERA, Michael, Georgia-None.
Attendance: 6427

Score by periods	1st	2nd	Total	Points	In	Off	2nd	Fast	Bench
S. Carolina	23	33	56	26	4	12	0	13	
Georgia	33	36	69	22	14	16	4	8	

Score tied - 0 times.
Lead changed - 2 times.
Last FG - SC 2nd-00:39, GA 2nd-01:52.
Largest lead - SC by 3 1st-13:21, GA by 13 2nd-19:25.
SC led for 02:45. GA led for 36:46. Game was tied for 02:09.

**GAME 23 - CAROLINA 81, TEXAS A&M 78
FEB. 6, 2016/COLLEGE STATION, TEXAS**

COLLEGE STATION, Texas - The No. 25/23 South Carolina men's basketball team earned its signature win of an already sterling season Saturday afternoon, upsetting No.8 Texas A&M on its home court, 81-78. The win gives Carolina (20-3, 7-3 SEC) its first 20-win season since 2008-09 and its first win ever in College Station. Sindarius Thornwell flirted with a triple-double in the victory, scoring a season-high 25 points with nine assists and six rebounds. It was South Carolina's first road win against a ranked opponent since 2010, and the first over a top 10 team since 2006.

Texas A&M (18-5, 7-3) opened the game with a haymaker, taking an 8-0 lead and forcing a timeout before two minutes had come off the clock. The Gamecocks were able to not just survive the open to the game, but would flip the script in short order and took their first lead at 12-11 less than four minutes later. That early comeback expanded out over a 17-5 run from 15:25 until nine minutes remained, and it would be Carolina that forced a timeout after a Sindarius Thornwell 3-pointer made it 24-16. The Aggies went 2-of-7 from the field and committed four turnovers during that time period, including three turnovers in a span of just over a minute.

After tightening up its ball control, Texas A&M fought back in the

GAME 24 - CAROLINA 94, LSU 83 FEB. 10, 2016/COLONIAL LIFE ARENA

COLUMBIA, S.C. - The 20th-ranked South Carolina men's basketball team finds itself in a tie for first place in the SEC after picking up a big home win Wednesday night over LSU, 94-83. Both offenses locked horns in the second half, but 14 second-half points from Michael Carrera and a game-high 24 points from Sindarius Thornwell made the difference as the team remained unbeaten on its home court.

The Gamecocks (21-3, 8-3 SEC) took a big hit early after Carrera picked up two fouls in the first 90 seconds of the game. With the senior forced to watch from the bench, Carolina relied on the trio of Thornwell, Duane Notice and Mindaugas Kacinas to carry them against the Tigers.

LSU (15-9, 8-3) held an early 5-4 lead after a 3 from Antonio Blakeney, but a key turnover sparked a 10-2 run that swung the half in favor of the home side. Holding on to an 8-7 lead with 16:04 to play, Mindaugas Kacinas hit a corner three to push it to a two-possession advantage. As the Tigers went to push the ball up the court off the inbounds pass, Duane Notice snagged a steal and found the ball again after a few passes around the perimeter, hitting another 3 for the team's biggest lead of the half at 14-7.

Four straight missed field goals from the Gamecocks helped LSU claw back to 20-all just five minutes later. When it ran its offense, LSU seemingly could not miss in the opening 13 minutes of action. In that span, the Tigers made 5-of-8 3s and shot 9-of-15 overall to overcome six turnovers.

The Gamecocks were able to push back ahead by five, 34-29, after a jumper for Notice. That two-possession advantage would hold for the remainder of the period, as both teams felt the bite from fouls and lost key players. Including Carrera's early exit, eight of the game's 10 starters sat meaningful minutes and the offenses would bear the brunt of it. LSU would make just 2-of-12 shots in the final six minutes, Carolina 2-of-6.

Thornwell led the Gamecocks with 11 first-half points and the team shot 42 percent from the field. The Tigers made a nearly identical percentage from the field, but hit just 5-of-14 shots at the free throw line. They made up for that with six 3s, despite entering the night averaging just 6.2 per game as a team.

Ben Simmons tore out of the locker room and scored his team's first seven points out of the break, but the Gamecocks answered back with a group effort. Carrera hit a 3 to start Carolina's scoring for the half, and Notice knocked down a pair from deep to immediately answer baskets from LSU. Behind Simmons and a pair of 3s from Keith Hornsby, though, the Tigers brought the game even again at 58 with 11 minutes to go, and Carolina began to feel the lingering effects from the first-half fouls.

Just past the halfway point in the second half, Kacinas, Chris Silva and Laimonas Chatkevicius all sat with four fouls and Carrera and PJ Dozier were stuck with three. The fouls forced Carolina to dig deep into its bench, with Jamal Gregory, Raymond Doby and Eric Cobb pressed into service in a tight game.

Doby came through with a big stretch when the team needed him most, first by picking off a passing and lobbing it ahead to a streaking Dozier. He added a pair of free throws on the next possession, and converted a three-point play after that to help the Gamecocks hang on to a 72-66 lead with seven minutes to play.

His efforts came in a span of divine basketball from both sides. The Gamecocks hit six-straight shots over a span of three minutes, and the Tigers countered with four straight in the same span. Off of six Carolina field goals, three would be successful three-point plays. Both teams would take their best shot at the same time, and the Gamecocks weathered it to hold an 82-78 lead with two minutes to play.

Still holding the crucial two-shot lead (85-81) with a minute left in regulation, it would be up to the home side's press break and free throw shooting to close out the win. It would execute to near-perfection, forcing two turnovers in the final 35 seconds and making 9-of-10 free throws down the stretch to seal the key win.

GAME 25 - KENTUCKY 89, CAROLINA 62 FEB. 13, 2016/COLONIAL LIFE ARENA

COLUMBIA, S.C. - A sellout crowd made for an exciting atmosphere Saturday as the No. 20 South Carolina Gamecocks (21-4, 8-4 SEC) hosted No. 22/21 Kentucky (19-6, 9-3). The Wildcats built up a big lead late in the first half and rode it to an 89-62 win, snapping the Gamecocks' perfect record at home this season. Michael Carrera led the way for the home team with 25 points and 10 rebounds, but Carolina shot just 32 percent for the game.

The game had a peculiar start, after Kentucky head coach John Calipari was assessed two technical fouls after a South Carolina foul and was ejected. The Gamecocks made just one of the four free throws from the technical, but were able to take an early 8-7 lead after a deep 3 from Carrera. The Wildcats would respond with a 7-0 run over a 90-second span that led to a 16-10 advantage they would never relinquish.

Kentucky was thriving through its rebounding efforts early, seven of its first 10 rebounds came on the offensive end. For the half, the visitors were able to attempt eight extra shots. Carolina had an advantage at the free throw line, but weren't able to take advantage, making just 7-of-15 shots from the stripe in the first half.

South Carolina's offense was forced into settling for mid-range jump shots against Kentucky's size inside, the Wildcats on the other hand were able to space out the defense, slash inside and earn easier looks. Point guard Tyler Ulis exasperated the defense with a trio of shot-clock-beating jumpers and finished the half with 14 points and four assists on 5-of-8 shooting.

The Gamecocks hit field goals on back-to-back possessions just once in the final 14 minutes before halftime; Kentucky accomplished that three times in the final eight minutes to creep further and further ahead. The Wildcat lead expanded out to 18 points in the final minute, and the visitors carried a 42-27 lead into halftime. The Gamecocks shot just 35 percent in the half, and had their third-lowest first-half point total of the season.

Kentucky did not relent after the intermission, pushing the lead up to 24 three minutes in thanks to an 11-0 run. Carolina turnovers fueled the run, as did a 1-of-7 success rate from the field in the first six minutes of action. The lead would grow as large as 34, 77-43, with seven minutes to play, and the Gamecocks would get no closer than 22 after Kentucky's opening run in the second half.

Carrera led the team with 17 second-half points, almost half of the entire team's output (35). He would also lead the Gamecocks with 10 rebounds, good for his seventh double-double of the season. As a team, South Carolina made just 9-of-29 shots in the second half, Kentucky was an even 50 percent (15-30) with six 3s.

GAME 26 - MISSOURI 72, CAROLINA 67 FEB. 16, 2016/MIZZOU ARENA

COLUMBIA, Mo. - No. 23 South Carolina lost 72-67 at Missouri Tuesday night. The Tigers (10-16, 3-10 SEC) built an early first-half lead on the Gamecocks (21-5, 8-5) and held off three second-half rallies to secure the home win. Duane Notice led the team with 21 points, and Michael Carrera added a double-double of 14 points and 10 rebounds for South Carolina.

After being dominated inside in the first meeting between the two teams exactly one month ago, Missouri flipped the script early on South Carolina. The Tigers hit the glass with abandon, picking up two more offensive rebounds in the first half (7) than they had for the entire game in January. That would put the pressure on a South Carolina offense that was ice cold through the first 10 minutes of action.

The Gamecocks missed their first seven shots in the game and trailed 6-1 after the first four minutes. Back-to-back makes from Laimonas Chatkevicius and Sindarius Thornwell gave the team a brief respite but Missouri went off on a 17-3 run for the five minutes after that to take the game's largest lead at 23-8 with 9:40 still to go. The early rebounding edge for the home side wouldn't lead to many second-chance points (just nine points off the seven offensive boards), but it would give them extra possessions. Those extra chances would lead to foul trouble for South Carolina, who saw four post players sit early with two fouls. The Tigers would also attempt 17 free throws to just eight for Carolina

As the first period wore on Missouri's offense would slow down, hitting just one field goal in the final five minutes. The Gamecocks could not take full advantage late and trailed 33-25 at the half. Duane Notice led the team with seven points, but as a whole Carolina made just 9-of-37 field goals (24 percent). The big factor in the half would be how quickly the Gamecocks took their shots, and their impatience would only strengthen Missouri's resolve on the boards.

A 3-of-3 start from the field to start the second half appeared to re-energize the Gamecocks, and a 3 from Notice cut the deficit down to 35-32. Missouri answered with a 7-0 run in a span of just 57 seconds, with consecutive run-outs by Ryan Rosburg forcing a South Carolina timeout. Despite the setback, the Garnet and Black would not shy away. A run of five-straight made field goals sparked a 7-0 run that brought the deficit down to just 52-49 with 10 minutes to play, but Missouri punched back with another 7-0 run that forced another Carolina timeout just two minutes later.

The Gamecocks had to pull themselves off the mat one more time, and used a six-minute stretch without a field goal by Missouri to make their move. Trailing 62-54, South Carolina went on to a 9-0 run in just under two minutes to take its first lead of the night with 2:57 to play. The lead would be traded back and forth for the next few minutes, but Missouri was able to get a stop and score with 35 seconds to go to take a 70-67 lead. South Carolina turned the ball over on the ensuing possession, and the Tigers split on two trips to the free throw line to salt away the game.

GAME 24



Official Basketball Box Score - Game Totals - Final Statistics
LSU vs South Carolina
2/10/16 7 p.m. ET at Columbia, S.C. (Colonial Life Arena)

LSU 83 • 15-9, 8-3 SEC

#	Player	Total FG-FGA	3-Ptr FG-FGA	FT-FTA	Rebounds			PF	TP	A TO	Blk	Stl	Min	
					Off	Def	Total							
25	SIMMONS, Ben	8-12	0-0	4-4	2	4	6	2	2	2	0	32		
32	VICTOR II, Craig	1-4	0-0	4-4	2	3	5	6	2	0	2	25		
02	BLAKENEY, Antonio	5-14	4-6	2-4	1	2	22	0	3	0	0	36		
04	HORNISBY, Keith	0-11	0-7	1-2	1	4	5	4	14	3	0	0	37	
05	QUARTERMAN, Tim	2-7	0-5	3-4	2	4	6	5	7	3	3	0	31	
02	SAMPSON, Brandon	0-2	0-1	0-0	0	0	0	0	1	0	0	0	3	
03	ROBINSON III, Elbert	1-1	0-0	0-0	0	0	2	2	0	0	0	0	3	
05	GRAY, Josh	2-6	0-0	0-1	0	0	0	2	4	1	1	0	9	
15	PATTERSON, Jaly	2-2	2-2	0-0	1	1	2	6	0	0	0	0	5	
20	BRIDGEWATER, Brian	0-2	0-0	2-4	2	0	2	1	2	0	0	0	8	
21	EPPS, Aaron	0-0	0-0	0-0	0	1	3	0	0	0	0	0	11	
	Team				3	2	5		1					
	Totals	29-61	9-21	16-28	13	20	33	30	83	16	12	5	4	200

FG 1st Half: 12-28 42.9% 2nd Half: 17-33 51.5% Game: 29-61 47.5%
3FG 1st Half: 6-14 42.9% 2nd Half: 3-7 42.9% Game: 9-21 42.9%
FT 1st Half: 5-14 35.7% 2nd Half: 11-14 78.6% Game: 16-28 57.1%

South Carolina 94 • 21-3, 8-3 SEC

#	Player	Total FG-FGA	3-Ptr FG-FGA	FT-FTA	Rebounds			PF	TP	A TO	Blk	Stl	Min	
					Off	Def	Total							
24	CARRERA, Michael	6-9	1-2	3-4	2	4	6	3	16	0	1	2	20	
20	KACINAS, Mindaugas	2-5	1-1	1-2	2	4	6	5	6	2	1	0	27	
30	SILVA, Chris	2-3	0-0	1-3	1	2	3	5	5	2	0	0	11	
00	THORNWELL, Sindarius	6-15	1-5	11-14	1	5	6	1	24	5	3	1	36	
15	DOZIER, PJ	5-11	0-2	2-2	0	1	1	4	12	3	0	0	19	
01	STROMAN, Marcus	0-0	0-0	3-4	0	3	3	0	3	1	0	0	12	
02	DOBY, Raymond	1-2	0-0	3-3	0	0	0	1	5	1	0	1	7	
04	GREGORY, Jamal	1-2	0-0	0-0	1	1	2	1	2	3	1	0	18	
10	NOTICE, Duane	5-10	4-8	1-2	0	1	1	25	0	0	2	29		
14	CHATKEVICIUS, L.	2-5	0-1	2-2	3	3	4	6	1	1	1	0	20	
23	COBB, Eric	0-0	0-0	0-0	0	0	0	0	0	0	0	0	1	
	Team				4	4	4							
	Totals	30-62	7-19	27-36	12	24	36	26	94	16	9	3	8	200

FG 1st Half: 13-31 41.9% 2nd Half: 17-31 54.8% Game: 30-62 48.4%
3FG 1st Half: 3-11 27.3% 2nd Half: 4-8 50.0% Game: 7-19 36.8%
FT 1st Half: 10-15 66.7% 2nd Half: 17-21 81.0% Game: 27-36 75.0%

Officials: Pat Adams, Joe Lindsay, John Hampton
Technical fouls: LSU-None, South Carolina-None.
Attendance: 16009

Score by periods	1st	2nd	Total	Points	In	Off	2nd	Fast
LSU	35	48	83					
South Carolina	39	55	94	38	16	7	11	31

Last FG - LSU 2nd-00:07, SC 2nd-00:04
Largest lead - LSU by 2 1st-10:26, SC by 11 2nd-00:15.
LSU led for 00:46, SC led for 36:19. Game was tied for 02:55.

GAME 25



Official Basketball Box Score - Game Totals - Final Statistics
Kentucky vs South Carolina
2/13/16 7 p.m. ET at Columbia, S.C. (Colonial Life Arena)

Kentucky 89 • 19-6, 9-3 SEC

#	Player	Total FG-FGA	3-Ptr FG-FGA	FT-FTA	Rebounds			PF	TP	A TO	Blk	Stl	Min	
					Off	Def	Total							
00	Marcus Lee	5-9	0-0	1-1	6	7	13	2	11	0	2	2	36	
25	Derek Willis	3-4	3-4	0-0	0	2	2	4	9	0	0	1	18	
03	Tyler Ulis	7-14	4-8	9-11	0	0	0	1	27	12	1	0	28	
13	Isaiah Briscoe	4-8	0-1	2-3	1	4	5	4	10	3	5	0	31	
23	Jamal Murray	9-21	4-11	4-6	1	4	5	0	26	1	2	0	38	
01	Skal Labissiere	2-4	0-0	0-0	1	0	1	4	4	0	1	1	16	
04	Charles Matthews	1-3	0-0	0-0	2	3	5	1	2	1	0	0	12	
15	Isaac Humphries	0-0	0-0	0-0	0	1	1	4	0	0	0	0	7	
25	Dominique Hawkins	0-1	0-1	0-0	0	0	0	0	0	0	0	1	4	
	Team				3	3	6	2						
	Totals	31-64	11-25	16-21	14	24	38	21	89	17	12	5	6	200

FG 1st Half: 16-34 47.1% 2nd Half: 15-30 50.0% Game: 31-64 48.4%
3FG 1st Half: 5-11 45.5% 2nd Half: 6-14 42.9% Game: 11-25 44.0%
FT 1st Half: 5-7 71.4% 2nd Half: 11-14 78.6% Game: 16-21 76.2%

South Carolina 62 • 21-4, 8-4 SEC

#	Player	Total FG-FGA	3-Ptr FG-FGA	FT-FTA	Rebounds			PF	TP	A TO	Blk	Stl	Min	
					Off	Def	Total							
24	CARRERA, Michael	6-13	2-6	11-15	4	6	10	2	25	1	1	3	29	
25	KACINAS, Mindaugas	1-3	0-0	0-0	2	2	4	2	0	0	0	0	25	
30	SILVA, Chris	2-7	0-0	6-8	4	4	8	1	10	1	1	2	20	
00	THORNWELL, Sindarius	3-10	0-3	1-2	0	2	2	7	7	3	6	1	31	
15	DOZIER, PJ	1-7	0-1	0-0	1	2	3	4	2	0	1	1	21	
01	STROMAN, Marcus	0-0	0-0	0-0	0	1	1	3	0	2	0	0	9	
02	DOBY, Raymond	1-3	0-0	0-0	1	2	3	0	2	0	0	0	15	
04	GREGORY, Jamal	0-0	0-0	0-0	0	0	0	1	0	0	0	0	1	
10	NOTICE, Duane	3-5	2-3	2-2	1	0	1	2	10	0	1	0	27	
14	CHATKEVICIUS, L.	1-4	0-0	2-4	2	0	2	4	0	1	0	1	13	
20	MCKIE, Justin	0-2	0-1	0-0	0	0	0	1	0	2	1	0	9	
	Team				4	5								
	Totals	18-55	4-14	22-31	16	23	39	20	62	7	16	8	3	200

FG 1st Half: 9-26 34.6% 2nd Half: 9-29 31.0% Game: 18-55 32.7%
3FG 1st Half: 2-7 28.6% 2nd Half: 2-7 28.6% Game: 4-14 28.6%
FT 1st Half: 7-15 46.7% 2nd Half: 15-16 93.8% Game: 22-31 71.0%

Officials: Tony Greene, Brian Shy, Doug Simons
Technical fouls: Kentucky-Isaiah Briscoe; TEAM 2, South Carolina-GREGORY, Jamal.
Attendance: 18000

Score by periods	1st	2nd	Total	Points	In	Off	2nd	Fast
Kentucky	42	47	89					
South Carolina	27	35	62	38	10	16	7	16

Last FG - UK 2nd-01:16, SC 2nd-01:43.
Largest lead - UK by 34 2nd-07:03, SC by 1 1st-16:33.
UK led for 37:33, SC led for 02:03. Game was tied for 00:24.

GAME 26



Official Basketball Box Score - Game Totals - Final Statistics
South Carolina vs Mizzou
2/16/16 6:01 p.m. ET at Columbia, Mo. / Mizzou Arena

South Carolina 67 • 21-5, 8-5

#	Player	Total FG-FGA	3-Ptr FG-FGA	FT-FTA	Rebounds			PF	TP	A TO	Blk	Stl	Min	
					Off	Def	Total							
00	THORNWELL, Sindarius	2-11	1-5	4-4	0	2	2	4	9	5	1	0	28	
15	DOZIER, PJ	5-14	0-1	2-2	2	2	4	1	12	2	2	0	26	
24	CARRERA, Michael	4-11	1-4	5-6	3	7	10	4	14	0	2	1	29	
05	KACINAS, Mindaugas	0-1	0-1	0-0	0	2	2	4	0	1	0	1	15	
30	SILVA, Chris	1-3	0-0	2-2	3	6	4	4	4	0	2	0	13	
01	STROMAN, Marcus	0-0	0-0	0-0	0	0	0	1	0	1	0	1	0	2
02	DOBY, Raymond	0-3	0-0	0-2	1	0	1	0	0	0	0	0	0	8
04	GREGORY, Jamal	1-2	0-0	1-2	0</									

GAME 27 - CAROLINA 73, FLORIDA 69 (OT) FEB. 20, 2016/COLONIAL LIFE ARENA

COLUMBIA, S.C. - The 23rd-ranked South Carolina men's basketball team picked up a crucial win Saturday afternoon, holding off Florida (17-10, 8-6 SEC) in overtime, 73-69. Michael Carrera went for 20 points and matched his career-high with 15 rebounds to lead the team, four Gamecocks in total scored in double digits. The win keeps Carolina (22-5, 9-5) in position for a top-four seed in the upcoming conference tournament, and snaps a five-year win-less streak against the Gators.

A 7-0 run gave South Carolina an early lead to start the game, and the team slowly added to its total through the first 10 minutes for a 21-10 lead. Mindaugas Kacinas was locked in early, hitting his first four shots from the field. As a team, the offense scored 20 of its 30 total first-half points in the paint. Following a Florida 3, the Gamecocks used another 9-0 run to take their largest lead of the day at 30-13 with seven minutes to play.

Unbeknownst to them at the time, that would be the team's final points of the period. The Gators closed the final seven minutes with a 20-0 run to storm back to a 33-30 halftime lead. Carolina missed nine-straight field goals and committed three turnovers to allow Florida to swing the momentum. Michael Carrera led the home side with eight points and nine rebounds in the first 20 minutes.

The Gators pushed the lead up to seven, 39-32, two minutes in to the second half, but the Gamecocks would not be deflated. They would turn Florida over four times and hold them scoreless for a five-minute stretch that helped Carolina climb back ahead 43-42 with 11 minutes to go in the game. From that point on it would be neck-and-neck, neither team would lead by more than four for the rest of regulation.

There would be ten lead changes in the final ten minutes of regulation, but the Gamecocks would hold a 64-63 advantage after a dunk from Sindarius Thornwell with 30 seconds to play. Florida would draw the foul on the other end, but split the free throws to tie it. Both teams had another chance to end it, but the game would move to the extra period.

In overtime, Laimonas Chatkevicius scored the team's first two baskets for an early lead in overtime, but Florida's Chris Chiozza hit a 3 off a turnover to take the 69-68 lead with 2:42 to go. South Carolina's defense would hold the Gators without a point the rest of the way, getting a pair of free throws from Carrera and Thornwell in the final 90 seconds to take the lead back for good.

GAME 28 - CAROLINA 84, TENNESSEE 58 FEB. 24, 2016/COLONIAL LIFE ARENA

COLUMBIA, S.C. - Behind four Gamecocks in double figures, South Carolina won its 10th SEC contest on Wednesday night, defeating Tennessee, 84-58, in Columbia. The win improves the Gamecocks to 23-5 on the year, and 10-5 in league games, while the Vols fall to 13-15, 6-9 SEC. Junior guard Duane Noticed paced Carolina with 17 points, while senior forward Michael Carrera collected his 10th double-double of the season with 16 points and 10 rebounds.

The 23 wins for South Carolina mark the most since the 2005-06 Gamecocks finished with a 23-15 record and Carolina's 10 SEC wins mark just the fourth time since joining the league that the Gamecocks have registered double-figure conference victories.

A 3 from junior guard Sindarius Thornwell just three minutes into the contest capped an 11-0 Gamecock run which saw the home team jump out to an early nine-point advantage. Tennessee answered with a run of its own to pull within two at 13-11, but six-straight points from freshman forward Chris Silva pushed the Carolina lead back to 19-11 with 13:21 to play in the half.

The teams traded made baskets until a lay-up from junior guard Justin McKie with 9:41 to play in the half pushed the Carolina lead to 29-23 and forced a Volunteer timeout. Tennessee pulled within three on a 3 pointer from Devon Baukman out of the break, but the Gamecocks answered with a 3 from Notice, and a lay-up from senior forward Laimonas Chatkevicius to lead 36-28 at the next media timeout.

Momentum from a forced Tennessee shot clock violation carried the Gamecocks into halftime. Three-point baskets on three-straight possessions from Notice starting at the 2:19 mark propelled Carolina to a 15-point advantage at the break, 49-34.

Notice led the way with 15 points in the first half, and Chatkevicius added eight. Both team's shot well in the opening stanza, with Carolina hitting 19-of-32 from the floor, 59.4 percent, and the Volunteers converting on 13-of-28 attempts, 46.4 percent. The Gamecocks dominated the paint, out-scoring the Vols 26-8 in the lane.

South Carolina opened up the second half on a 10-0 run and pushed its lead to 59-34 at the 16:15 mark. The Gamecocks were held scoreless for a four-minute span and a 3 from UT's Admiral Schofield and a jumper from Armani Moore pulled the Vols within 13 at 61-48 with 9:21 remaining.

Back-to-back 3s from Carrera and Kacinas gave Carolina a 27-point upperhand, 75-48 with 4:46 remaining, which forced a Volunteer timeout. Redshirt-freshman guard TeMarcus Blanton and rookie forward Eric Cobb each added a lay-up near the end of regulation, and the Gamecocks closed the 84-58 victory.

GAME 29 - MISS. STATE 68, CAROLINA 58 FEB. 27, 2016/HUMPHREY COLISEUM

STARKVILLE, Miss. - The South Carolina men's basketball team lost on the road at Mississippi State (13-15, 6-10 SEC) Saturday afternoon, 68-58. The Bulldogs' pressure on defense would earn them an early lead and the Gamecocks (23-6, 10-6) would not be able to recover. Sindarius Thornwell led the team in scoring with 12 points.

Mississippi State came out well-coordinated on defense from the tip, sagging to double on the post and jumping out on the passing lanes early and often. The Gamecocks were forced into three early turnovers and the Bulldogs scored off all three to take a 13-4 lead and force a timeout. Points on the next two possessions from Michael Carrera and Thornwell cut the deficit to five, but the home side reeled off a 12-1 run in just over five minutes to take its largest lead of the half at 25-9.

At the halftime break, Mississippi State held a 37-26 lead. Duane Notice led the team with eight points, but the Gamecocks made just 9-of-30 shots (30 percent) while the Bulldogs enjoyed a 56 percent success rate (15-of-27).

The double-digit advantage would continue to star the final stanza, and MSU would push ahead as far as 17 (50-33). South Carolina cut back into to single digits in the waning minutes of regulation, but would get no closer than eight the rest of the way. Thornwell scored 10 second-half points.

GAME 27



Official Basketball Box Score - Game Totals - Final Statistics
Florida vs South Carolina
2/20/16 12 p.m. ET at Columbia, S.C. (Colonial Life Arena)

Florida 69 • 17-10, 8-6 SEC

#	Player	Total		3-Ptr		Rebounds		PF	TP	A	TO	Bk	Stl	Min	
		FG	FGA	FG	FGA	FT	FTA								Off
10	Finney-Smith, Dorian	6	16	3	8	5	8	13	1	18	5	2	2	42	
24	Leon, Justin	2	5	0	3	0	1	1	3	4	3	0	0	25	
15	Egbunu, John	2	6	0	1	2	3	5	5	0	0	0	1	23	
00	Hill, Kasey	0	4	0	1	0	2	3	0	7	4	0	1	20	
04	Allen, KeVaughn	3	8	0	3	0	1	1	0	9	0	1	0	34	
02	Francis-Ramirez, B.	0	2	0	2	0	0	1	0	0	0	0	0	4	
03	Robinson, Devin	6	11	3	6	2	3	5	8	17	1	0	3	40	
11	Chiozza, Chris	4	11	3	9	0	0	3	2	11	2	4	0	25	
13	Hayes, Vernarrus	1	2	0	0	3	2	4	3	5	1	0	1	10	
32	Rimmer, Schuyler	0	0	0	0	0	0	0	1	0	0	2	0	2	
	Team					3	1	4		2					
	Totals	24	65	9	32	12	15	27	42	18	69	19	15	7	4

FG % 1st Half: 12-30 40.0% 2nd Half: 10-27 37.0% OT: 2-8 25.0% Game: 24-65 36.9% Deadball Rebounds 3
3FG % 1st Half: 4-13 30.8% 2nd Half: 4-13 30.8% OT: 1-6 16.7% Game: 9-32 28.1% Rebounds 3
FT % 1st Half: 5-7 71.4% 2nd Half: 7-8 87.5% OT: 0-0 0.0% Game: 12-15 80.0% 2

South Carolina 73 • 22-5, 9-5 SEC

#	Player	Total		3-Ptr		Rebounds		PF	TP	A	TO	Bk	Stl	Min	
		FG	FGA	FG	FGA	FT	FTA								Off
14	CHATKEVICIUS, L.	6	16	1	3	4	1	5	1	13	3	1	0	36	
24	CARRERA, Michael	6	19	4	8	6	9	15	0	20	3	3	3	43	
25	KACINAS, Mindaugas	6	10	0	2	2	5	7	2	14	1	0	1	37	
00	THORNWELL, Sindarius	6	10	1	2	6	6	3	3	17	2	3	0	44	
11	NOTICE, Duane	5	15	1	4	0	2	2	4	4	5	8	1	36	
01	STROMAN, Marcus	2	2	0	0	0	0	0	3	3	2	5	0	19	
04	GREGORY, Jamall	0	0	0	0	0	0	0	0	0	0	0	0	3	
15	DOZIER, PJ	2	2	0	0	0	0	0	0	0	0	0	1	5	
20	MCKIE, Justin	0	0	0	0	0	0	0	0	0	0	0	0	1	
30	SILVA, Chris	0	0	0	0	0	0	0	1	0	0	0	0	1	
	Team					0	2	2							
	Totals	27	69	7	19	12	16	27	39	14	73	17	10	4	5

FG % 1st Half: 13-34 38.2% 2nd Half: 12-31 38.7% OT: 2-4 50.0% Game: 27-69 39.1% Deadball Rebounds 3
3FG % 1st Half: 3-11 27.3% 2nd Half: 4-7 57.1% OT: 0-1 0.0% Game: 7-19 36.8% Rebounds 6
FT % 1st Half: 1-2 50.0% 2nd Half: 6-8 75.0% OT: 5-6 83.3% Game: 12-16 75.0% 4,4

Officials: Antonio Petty, Tim Gattis, Mark Whitehead
Technical fouls: Florida-None. South Carolina-None.
Attendance: 18000

Score by periods	1st	2nd	OT	Total
Florida	33	31	5	69
South Carolina	30	34	9	73

Points	In	Off	2nd	Fast
Paint	T/O	Chance	Break	Bench
UF	26	16	11	9
SC	38	15	11	4

Last FG - UF OT:02:42, SC OT:03:41.
Largest lead - UF by 7:20-18:17, SC by 17:18-07:12.
UF led for 16:45. SC led for 22:28. Game was tied for 05:40.

Score tied - 9 times.
Lead changed - 15 times.

GAME 28



Official Basketball Box Score - Game Totals - Final Statistics
Tennessee vs South Carolina
2/24/16 9 p.m. ET at Columbia, S.C. (Colonial Life Arena)

Tennessee 58 • 13-15, 6-9 SEC

#	Player	Total		3-Ptr		Rebounds		PF	TP	A	TO	Bk	Stl	Min	
		FG	FGA	FG	FGA	FT	FTA								Off
44	Moore, Armani	4	13	0	3	2	6	1	5	6	0	10	6	2	34
11	Alexander, Kyle	0	3	0	0	6	3	2	0	2	0	0	0	1	18
13	Hubbs III, Robert	1	3	1	2	0	0	0	0	1	3	2	1	0	17
15	Mostella, Detrick	0	3	0	3	0	0	2	0	0	2	0	0	9	
25	Phillips, Shernbari	7	15	2	7	0	5	4	16	4	6	0	1	36	
02	Kasonog, Ray	0	0	0	0	1	0	1	0	0	0	0	0	5	
05	Schofield, Admiral	2	6	1	4	2	2	0	1	1	4	7	1	1	23
23	Reese, Derek	0	0	0	0	1	0	1	0	0	0	0	0	13	
32	Woodson, Brad	1	5	1	5	0	1	2	3	3	3	0	0	18	
24	Baukman, Devon	7	15	1	0	0	1	3	4	0	19	0	1	0	27
	Team					2	3	5							
	Totals	22	63	10	34	4	11	13	22	35	16	58	13	12	3

FG % 1st Half: 13-28 46.4% 2nd Half: 9-35 25.7% Game: 22-63 34.9% Deadball Rebounds 3
3FG % 1st Half: 6-15 40.0% 2nd Half: 4-19 21.1% Game: 10-34 29.4%
FT % 1st Half: 2-6 33.3% 2nd Half: 2-5 40.0% Game: 4-11 36.4%

South Carolina 84 • 23-5, 10-6 SEC

#	Player	Total		3-Ptr		Rebounds		PF	TP	A	TO	Bk	Stl	Min	
		FG	FGA	FG	FGA	FT	FTA								Off
14	CHATKEVICIUS, L.	6	10	0	1	2	4	6	1	12	0	1	1	28	
24	CARRERA, Michael	6	15	2	7	2	8	10	3	16	2	4	0	30	
25	KACINAS, Mindaugas	4	6	1	2	2	2	1	3	11	0	0	0	19	
00	THORNWELL, Sindarius	4	6	1	2	2	0	4	1	7	6	0	0	32	
11	NOTICE, Duane	5	9	4	4	2	2	4	1	17	4	0	1	32	
04	GREGORY, Jamall	2	2	0	1	0	0	0	0	0	0	1	0	5	
05	BLANTON, TeMarcus	1	1	0	0	0	0	0	0	2	0	0	0	3	
15	DOZIER, PJ	2	6	0	2	0	2	1	4	6	2	1	0	20	
20	MCKIE, Justin	2	2	0	0	0	0	0	0	1	4	0	0	10	
23	COBB, Eric	1	1	0	0	0	0	0	1	2	0	1	0	3	
30	SILVA, Chris	3	5	0	0	3	5	2	7	9	2	1	0	18	
	Team					0	2								
	Totals	32	61	8	20	12	18	10	30	40	14	84	20	9	3

FG % 1st Half: 19-32 59.4% 2nd Half: 13-29 44.8% Game: 32-61 52.5% Deadball Rebounds 3,2
3FG % 1st Half: 5-12 41.7% 2nd Half: 3-8 37.5% Game: 8-20 40.0%
FT % 1st Half: 6-10 60.0% 2nd Half: 6-8 75.0% Game: 12-18 66.7%

Officials: Ron Groover, Anthony Jordan, Roger Avers
Technical fouls: Tennessee-None. South Carolina-None.
Attendance: 13224

Score by periods	1st	2nd	Total
Tennessee	34	24	58
South Carolina	49	35	84

Points	In	Off	2nd	Fast
Paint	T/O	Chance	Break	Bench
UT	14	9	6	2
SC	42	15	14	21

Last FG - UT 2nd:01:16, SC 2nd:02:28.
Largest lead - UT by 2:18-19:44, SC by 30:2nd-03:36.
UT led for 00:10. SC led for 39:09. Game was tied for 00:41.

Score tied - 1 time.
Lead changed - 1 time.

GAME 29



Official Basketball Box Score - Game Totals - Final Statistics
South Carolina vs Mississippi State
02/27/16 1:30 p.m. at Starkville, Miss. (Humphrey Coliseum)

South Carolina 58 • 23-6, 10-6

#	Player	Total	
---	--------	-------	--

GAME 30 - GEORGIA 74, CAROLINA 72
MARCH 3, 2016/COLONIAL LIFE ARENA

COLUMBIA, S.C. - The South Carolina men's basketball team (23-7, 10-7 SEC) dropped a slugfest in its home finale Thursday night, losing 74-72 to Georgia (16-12, 9-8). The two sides would exchange the lead four times in the second half behind big runs, with the Bulldogs pulling ahead in the final three minutes to hold on for the win.

Mindaugas Kacinas led the team with 21 points on his senior night, with fellow seniors Michael Carrera and Laimonas Chatkevicius also providing big moments in their final game at Colonial Life Arena.

The Gamecocks came off the tip fired up and saw their first eight points come from Kacinas and Carrera, but the aggressive pace would work against them. After taking an 8-2 lead just three minutes in, South Carolina went through a four-minute scoreless drought that was compounded by a 10-0 run by Georgia to flip the score in its favor. Kacinas broke the stretch with his third-straight made 3-pointer, but the rest of the team shot just 1-of-10 from the field in the opening eight minutes.

Georgia's defensive zone slowed down South Carolina's penetration, forcing the Gamecocks to settle for 3s on almost half (16 of 37) of their possessions in the first half. When they could work it inside in the first half, they saw an effective performance from Laimonas Chatkevicius, who finished the opening period with six points and six rebounds.

After the 10-0 run to take over the lead, the Bulldogs held the lead for the rest of the half, pushing ahead by as much as eight before the Gamecocks cut it to 39-34 by the horn. Kacinas' nine points led the way for the home side, while Georgia's Kenny Gaines led all scorers with 14.

The Bulldogs opened the second half with four-straight points and threatened to put the game out of reach early, but the Gamecocks responded with an 8-0 run to cut the deficit to 43-42. The Lithuanians scored on back-to-back possessions, and Sindarius Thornwell converted on two trips down the court after that to force Georgia into an early timeout.

South Carolina wasn't able to fully capitalize on the run, though, as it missed six-straight shots and committed four turnovers over the next five minutes. That cold stretch allowed the Bulldogs to pull back ahead by multiple possessions, 47-42, with 12 minutes left to play.

Michael Carrera started his night uncharacteristically cold from the field, missing three of his first 16 shots from the field, but he would heat up at just the right time to get the Gamecocks out of their slump. The senior hit a 3 from the top of the key, then poked the ball away for a fast-break dunk on the very next possession to tie the game up at 49 and send the crowd into a frenzy. On Georgia's next possession, he pulled down a rebound and drew a foul. His two makes gave Carolina its first lead of the night and capped a personal 7-0 run in just under 90 seconds.

Georgia went over eight minutes without a field goal to allow the Gamecocks to take the lead, but a quick 7-0 pushed the visitors back ahead 57-55 after Carolina had a pair of misses around the basket.

The lead yo-yoed back to Carolina after baskets on three-straight possessions made it 63-60 with just 3:32 left to play. Thornwell again found success on the dribble-drive and earned a pair of easy baskets inside to help his side retake the lead. Georgia would get the last punch, though, with an 11-0 run to take the 71-63 lead heading into the final minute that would be too much to overcome. Carolina hit a trio of 3s in the final 30 seconds, but the Bulldogs hit their free throws and held off any chance of a comeback.

GAME 30



Official Basketball Box Score - Game Totals - Final Statistics
Georgia vs South Carolina
 3/3/16 7 p.m. ET at Columbia, S.C. (Colonial Life Arena)

Georgia 74 • 16-12, 9-8 SEC

##	Player	Total			3-Ptr			Rebounds			PF	TP	A	TO	Blk	Stl	Min
		FG	FGA	FT	FTA	Off	Def	Tot									
01	MATEN, Yante	f	4-9	0-1	5-5	2	5	7	4	13	1	3	3	1			32
34	OGBEIDE, Derek	f	2-3	0-0	1-2	4	1	5	3	5	1	2	3	0			15
04	MANN, Charles	g	0-3	0-1	6-7	1	7	8	2	6	2	4	0	0			28
12	GAINES, Kenny	g	6-17	4-8	4-5	2	2	4	2	20	0	3	0	1			38
30	FRAZIER, J.J.	g	5-17	2-8	7-8	1	8	9	2	19	7	2	0	1			36
13	WILRIDGE, E'Torriion		0-0	0-0	0-0	0	0	0	0	0	0	0	0	0			4
24	KESSLER, Houston		2-2	0-0	0-0	0	4	4	2	4	0	3	1	0			22
25	GENO, Kenny Paul		2-2	1-1	0-0	1	3	4	2	5	0	2	2	0			14
32	EDWARDS, Mike		1-2	0-0	0-0	2	0	2	1	2	0	0	0	1			11
	Team					2	1	3									
	Totals		22-55	7-19	23-27	15	31	46	18	74	11	19	9	4			200

FG % 1st Half: 13-30 43.3% 2nd half: 9-25 36.0% Game: 22-55 40.0% Deadball Rebounds: 2.1
 3FG % 1st Half: 4-11 36.4% 2nd half: 3-8 37.5% Game: 7-19 36.8%
 FT % 1st Half: 9-10 90.0% 2nd half: 14-17 82.4% Game: 23-27 85.2%

South Carolina 72 • 23-7, 10-7 SEC

##	Player	Total			3-Ptr			Rebounds			PF	TP	A	TO	Blk	Stl	Min
		FG	FGA	FT	FTA	Off	Def	Tot									
14	CHATKEVICIUS, L	f	3-11	0-0	2-2	5	2	7	2	8	2	1	1	2			24
24	CARRERA, Michael	f	5-21	1-10	2-2	1	4	5	3	13	0	0	0	3			35
25	KACINAS, Mindaugas	f	6-12	5-7	4-4	2	3	5	3	21	0	0	1	0			36
00	THORNWELL, Sindarius	g	7-17	1-4	1-2	1	3	4	2	16	7	1	1	0			39
10	NOTICE, Duane	g	1-7	1-4	0-0	2	0	2	3	3	2	1	0	3			35
01	STROMAN, Marcus		0-0	0-0	1-2	0	0	0	0	1	0	0	0	0			4
04	GREGORY, Jamall		1-2	0-0	2-2	0	2	2	3	4	0	0	0	0			12
15	DOZIER, PJ		1-2	1-1	0-0	0	1	1	2	3	0	4	0	1			6
30	SILVA, Chris		1-1	0-0	1-2	0	2	2	2	3	0	2	0	0			9
	Team					5	2	7									
	Totals		25-73	9-26	13-16	16	19	35	20	72	11	9	3	9			200

FG % 1st Half: 12-37 32.4% 2nd half: 13-36 36.1% Game: 25-73 34.2% Deadball Rebounds: 3.1
 3FG % 1st Half: 5-16 31.3% 2nd half: 4-10 40.0% Game: 9-26 34.6%
 FT % 1st Half: 5-8 62.5% 2nd half: 8-8 100.0% Game: 13-16 81.3%

Officials: Tony Greene, Lee Cassell, Tim Gattis
 Technical fouls: Georgia-None. South Carolina-None.
 Attendance: 15397

Score by periods	1st	2nd	Total
Georgia	39	35	74
South Carolina	34	38	72

Points	In	Off	2nd	Fast	Bench
Paint	T/O	Chance	Break		
UGA	24	2	9	16	11
SC	30	12	11	9	11

Last FG - UGA 2nd-01:14, SC 2nd-00:01. Score tied - 4 times.
 Largest lead - UGA by 9 2nd-18:46, SC by 6 1st-17:16. Lead changed - 5 times.
 UGA led for 28:03, SC led for 08:06. Game was tied for 03:51.



#24 - MICHAEL CARRERA

SENIOR | FORWARD | 6'5" | 214 | 3 LETTERS

ANZOÁTEGUI, VENEZUELA/MONTROSE CHRISTIAN SCHOOL

SEASON NOTABLES

- Team's top returning rebounder after collecting 5.7 per game last season
- Has led the team in rebounding all three of his seasons at South Carolina, including a career high 7.2 per game during his rookie season (2012-13)
- Led team with four assists vs. DePaul, adding seven points and seven rebounds in 27 minutes
- Posted a season high with 17 points, adding four rebounds and two blocks in win vs. Hofstra
- Came a rebound shy of a double-double against Tulsa, with 16 points and nine rebounds in 29 minutes
- Scored 13 with four assists and a team-high three steals vs. Lipscomb
- Scored nine of his 16 points against Western Carolina during a game-changing 19-0 run in the first half
- Led the team with a season-high 19 points in a win over USE, with three steals over 32 minutes
- Reached double figures in scoring for the fifth-straight game, scoring 10 with a pair of blocks vs. Drexel
- Passed 800 career points in the win over Clemson, highlighted by a pair of critical 3s in the first half
- Finished with his seventh career double-double after totaling 16 points with 12 rebounds against St. John's
- Put up another double-double against Memphis, with 16 points and 11 rebounds in 28 minutes
- Was a bright spot in the team's loss at Alabama, racking up his third double-double in a six-game span
- Foul trouble vs. Missouri, but scored seven points with five rebounds and three assists
- Scored a season-high 19 points in the overtime win at Ole Miss, scoring 17 in the second half and overtime
- Came one point shy of his career high, but set new personal bests in field goals made (8) at Tennessee
- Erupted for a career-high 34 points and 15 rebounds vs. Miss. State, becoming the first Gamecock to have a 30-10 game since Terry Dozier in 1987. He set career highs in five other categories in the win
- Went for back-to-back double-doubles after posting 20 points and 11 rebounds in a win over Alabama
- Third-straight double-double with 11 points and 10 rebounds in loss at Georgia
- Went 6-of-6 from the field with a career-high five 3-pointers, and passed 1,000 career points at Texas A&M
- Scored 14 second-half points against LSU despite being limited to 20 total minutes due to foul trouble
- Recorded his seventh double-double of the season against Kentucky, with 25 point and 10 rebounds in 29 minutes
- Finished with 14 points and 10 rebounds at Missouri
- Helped the team edge Florida in overtime, with 20 points, 15 rebounds, three blocks and three steals in 43 minutes of action
- 10th double-double of the season with 16 points and team high 10 rebounds in win vs. Tennessee
- Pulled down eight rebounds to go along with six points in loss at Mississippi State on Feb. 27
- Scored 13 points in 35 minutes of playing time on senior night vs. Georgia

CARRERA'S CAREER HIGHS

Points

Career 34, vs. Mississippi State (Jan. 26, 2016)
 Season 34, vs. Mississippi State (Jan. 26, 2016)

Field Goals

Career 10, vs. Mississippi State (Jan. 26, 2016)
 Season 10, vs. Mississippi State (Jan. 26, 2016)

Field Goal Attempts

Career 21, vs. Georgia (March 3, 2016)
 Season 21, vs. Georgia (March 3, 2016)

3-Point Field Goals

Career 5, at Texas A&M (Feb. 6, 2016)
 Season 5, at Texas A&M (Feb. 6, 2016)

3-Point Field Goal Attempts

Career 10, vs. Georgia (March 3, 2016)
 Season 10, vs. Georgia (March 3, 2016)

Free Throws

Career 12, twice, last vs. Alabama (Jan. 30, 2016)
 Season 12, twice, last vs. Alabama (Jan. 30, 2016)

Free Throw Attempts

Career 15, twice, last vs. Kentucky (Feb. 13, 2016)
 Season 15, twice, last vs. Kentucky (Feb. 13, 2016)

Rebounds

Career 15, 3x, last vs. Florida (Feb. 20, 2016)
 Season 15, twice, last vs. Florida (Feb. 20, 2016)

Assists

Career 5, vs. Auburn (Jan. 12, 2013)
 Season 4, vs. DePaul (Nov. 20, 2015)

Blocks

Career 4, twice, last vs. Alabama (Feb. 15, 2014)
 Season 3, 4x, last vs. Florida (Feb. 20, 2016)

Steals

Career 4, at Texas A&M (Jan. 15, 2014)
 Season 3, 4x, last vs. Georgia (March 3, 2016)

Minutes Played

Career 43, vs. Florida (Feb. 20, 2016)
 Season 43, vs. Florida (Feb. 20, 2016)

2015-16

Opponent	Date	GS	Min	FG-FGA	Pct	3FG-3FGA	Pct	FT-FTA	Pct	Off	Def	Tot	Avg	PF	FO	A	TO	Blk	Stl	Pts	Avg
Norfolk State	11/14/15	*	26	1-8	.125	1-4	.250	1-2	.500	1	5	6	6.0	1	0	1	2	1	1	4	4.0
Oral Roberts	11/16/15	*	15	3-5	.600	0-0	.000	2-2	1.000	2	4	6	6.0	3	0	2	0	0	1	8	6.0
vs. DePaul	11/20/15	*	27	2-3	.667	1-1	1.000	2-2	1.000	2	5	7	6.3	3	0	4	1	0	0	7	6.3
vs. Hofstra	11/22/15	*	27	7-11	.636	2-2	1.000	1-2	.500	1	3	4	5.8	3	0	1	1	2	0	17	9.0
vs. Tulsa	11/23/15	*	29	6-10	.600	1-2	.500	3-4	.750	4	5	9	6.4	4	0	2	0	0	0	16	10.4
Lipscomb	11/27/15	*	21	4-6	.667	2-3	.667	3-3	1.000	1	3	4	6.0	4	0	1	3	1	3	13	10.8
Western Carolina	11/30/15	*	26	4-7	.571	3-4	.750	5-5	1.000	0	2	2	5.4	1	0	2	2	2	2	16	11.6
USEF	12/5/15	*	32	5-11	.455	3-6	.500	6-8	.750	0	7	7	5.6	2	0	1	3	1	3	19	12.5
Drexel	12/15/15	*	19	4-6	.667	0-0	.000	2-3	.667	0	3	3	5.3	4	0	0	0	2	1	10	12.2
at Clemson	12/18/15	*	27	5-9	.556	2-3	.667	2-2	1.000	4	2	6	5.4	3	0	1	1	1	0	14	12.4
vs. St. John's	12/22/15	*	30	6-10	.600	3-4	.750	1-1	1.000	3	9	12	6.0	4	0	3	2	0	1	16	12.7
Francis Marion	12/30/15	*	16	2-8	.250	1-5	.200	0-0	.000	0	2	2	5.7	2	0	2	3	0	1	5	12.1
Memphis	1/2/16	*	28	4-11	.364	2-3	.667	6-9	.667	5	6	11	6.1	4	0	1	3	1	0	16	12.4
at Auburn	1/5/16	*	23	4-9	.444	1-4	.250	3-5	.600	1	6	7	6.1	3	0	0	2	0	2	12	12.4
Vanderbilt	1/9/16	*	21	1-5	.200	0-2	.000	2-4	.500	2	6	8	6.3	5	1	1	2	1	0	4	11.8
at Alabama	1/13/16	*	32	5-10	.500	2-5	.400	2-2	1.000	1	9	10	6.5	2	0	1	4	1	1	14	11.9
Missouri	1/16/16	*	24	1-7	.143	0-6	.000	5-6	.833	1	4	5	6.4	4	0	3	1	0	1	7	11.6
at Ole Miss	1/19/16	*	30	6-8	.750	0-0	.000	7-8	.875	3	6	9	6.6	2	0	2	2	0	0	19	12.1
at Tennessee	1/23/16	*	28	8-14	.571	2-4	.500	4-4	1.000	2	6	8	6.6	2	0	0	2	0	0	22	12.6
Mississippi State	1/26/16	*	37	10-16	.625	2-3	.667	12-15	.800	3	12	15	7.1	2	0	0	3	3	1	34	13.7
Alabama	1/30/16	*	31	3-12	.250	2-5	.400	12-14	.857	5	6	11	7.2	3	0	3	3	1	2	20	14.0
at Georgia	2/2/16	*	37	4-12	.333	2-5	.400	1-3	.333	2	8	10	7.4	5	1	0	4	3	0	11	13.8
Texas A&M	2/6/16	*	36	6-6	1.000	5-5	1.000	3-7	.429	1	3	4	7.2	1	0	2	1	0	0	20	14.1
LSU	2/10/16	*	20	6-9	.667	1-2	.500	3-4	.750	2	4	6	7.2	3	0	0	0	1	2	16	14.2
Kentucky	2/13/16	*	29	6-13	.461	2-6	.333	11-15	.733	4	6	10	7.3	2	0	1	1	3	0	25	14.6
at Missouri	2/16/16	*	29	4-11	.364	1-4	.250	5-6	.833	3	7	10	7.4	4	0	0	2	1	1	14	14.6
Florida	2/20/16	*	43	6-19	.316	4-8	.500	4-6	.667	6	9	15	7.7	0	0	3	3	3	3	20	14.8
Tennessee	2/24/16	*	30	6-15	.400	2-7	.285	2-5	.400	2	8	10	7.8	3	0	2	4	0	0	16	14.8
at Mississippi State	2/27/16	*	28	1-8	.125	1-4	.250	3-4	.750	3	5	8	7.8	1	0	0	3	1	1	6	14.5
Georgia	3/3/16	*	35	5-21	.238	1-10	.100	2-2	1.000	1	4	5	7.7	3	0	0	0	0	0	13	14.5
at Arkansas	3/5/16																				

CAREER STATISTICS

Season	GP-GS	Min	Avg	FG	FGA	Pct	3FG	3FGA	Pct	FT	FTA	Pct	Off	Def	Tot	Avg	PF	FO	Ast	TO	Blk	Stl	Pts	Avg
2012-13	27-22	572	21.2	89	201	.443	7	20	.350	83	112	.741	80	115	195	7.2	85	5	17	51	17	9	268	9.9
2013-14	33-20	649	19.7	64	169	.379	7	30	.233	63	100	.630	76	110	186	5.6	87	1	17	38	32	26	198	6.0
2014-15	30-21	635	21.2	70	167	.419	12	39	.308	62	88	.705	65	107	172	5.7	88	3	12	32	20	12	214	7.1
2015-16	30-30	836	27.9	135	300	.450	49	117	.419	115	153	.752	65	165	230	7.7	83	2	39	58	29	30	434	14.5
Totals	120-93	2692	22.4	358	837	.428	75	206	.364	323	453	.713	286	497	783	6.5	343	11	85	179	98	77	1114	9.3

CAREER SEC STATISTICS

Season	GP-GS	Min	Avg	FG	FGA	Pct	3FG	3FGA	Pct	FT	FTA	Pct	Off	Def	Tot	Avg	PF	FO	Ast	TO	Blk	Stl	Pts	Avg
2013	18-15	394	21.9	59	139	.424	5	15	.333	53	74	.716	54	77	131	7.3	57	4	11	32	8	8	176	9.8
2014	18-14	395	21.9	34	90	.378	3	13	.231	32	55	.582	49	69	118	6.6	52	1	9	18	19	16	103	5.7
2015	18-13	404	22.4	43	101	.426	7	24	.292	40	51	.784	46	69	107	6.4	54	2	9	21	12	6	133	7.4
2016	17-17	513	30.2	82	195	.421	28	80	.350	81	110	.736	42	109	151	8.9	45	2	18	37	18	17	273	16.1
Totals	71-59	1707	24.0	218	525	.415	43	132	.326	206	290	.710	191	324	515	7.3	208	9	47	108	57	47	685	9.6



#14 - LAIMONAS CHATKEVICIUS

SENIOR | FORWARD | 6'11" | 245 | 3 LETTERS

KLAIPEDA, LITHUANIA/SOUTH KENT SCHOOL (CONN.)

SEASON NOTABLES

- Put together best season of his career during junior campaign, nearly doubling season scoring average and more than doubling blocked shots
- 1.3 blocks per game as a junior ranked eighth in the SEC
- 13 points with four rebounds, one assist and one block in 21 minutes in the opener vs. Norfolk State
- Erupted for 19 second-half points to set a new career high of 27 in a win over Oral Roberts
- Seven points and five rebounds, including three offensive boards, in win vs. DePaul
- Tallied 17 points and five rebounds along with a team high three blocks in win vs. Hofstra
- Scored 17 points in 27 minutes of play against Tulsa in the Paradise Jam finale
- Led the team for the second-straight game, posting his fifth double-figure outing of the season with 17 points vs. Lipscomb; a perfect 7-of-7 from the floor vs. the Bisons
- Finished with three blocks to go with nine points against Drexel
- Scored in double figures for the first time since Nov. 27, finishing with 11 against St. John's
- Battled through foul trouble to provide nine points and six rebounds in the second half against Memphis
- Played 28 minutes and recorded his first double-double of the season at Auburn (12 points, 10 rebounds)
- Tallied 10 points to go along with a team best two blocks and seven rebounds in win vs. Missouri
- Went for his second double-double of the conference season at Ole Miss, finishing with 17 points and 10 rebounds while playing a career-high 35 minutes
- Scored eight points with four rebounds off the bench in just 11 minutes vs. Alabama
- Moved back into the starting lineup and set a career high with 36 minutes vs. Florida, scoring 13 points/key assist on full court pass to Thornwell late in the game to help force overtime
- 12 points, six rebounds and matched a season high with two steals in home win vs. Tennessee
- 9 points and seven rebounds in loss at Mississippi State
- Scored eight points with seven rebounds on senior night vs. Georgia

CHATKEVICIUS' CAREER HIGHS

Points

Career 27, vs. Oral Roberts (Nov. 16, 2015)

Season 27, vs. Oral Roberts (Nov. 16, 2015)

Field Goals

Career 9, vs. Oral Roberts (Nov. 16, 2015)

Season 9, vs. Oral Roberts (Nov. 16, 2015)

Field Goal Attempts

Career 16, vs. Florida (Feb. 20, 2016)

Season 16, vs. Florida (Feb. 20, 2016)

3-Point Field Goals

Career 2, twice, last vs. Oral Roberts (Nov. 16, 2015)

Season 2, vs. Oral Roberts (Nov. 16, 2015)

3-Point Field Goal Attempts

Career 3, twice, last vs. Florida (Feb. 20, 2016)

Season 3, twice, last vs. Florida (Feb. 20, 2016)

Free Throws

Career 8, vs. Arkansas (March 13, 2014)

Season 7, twice, last at Ole Miss (Jan. 19, 2016)

Free Throw Attempts

Career 11, vs. Oral Roberts (Nov. 16, 2015)

Season 11, vs. Oral Roberts (Nov. 16, 2015)

Rebounds

Career 13, vs. UNC Asheville (Nov. 26, 2014)

Season 10, twice, last at Ole Miss (Jan. 19, 2016)

Assists

Career 4, vs. Jacksonville (Dec. 7, 2012)

Season 3, vs. Florida (Feb. 20, 2016)

Blocks

Career 3, 8x, last vs. Drexel (Dec. 15, 2015)

Season 3, twice, last vs. Drexel (Dec. 15, 2015)

Steals

Career 3, at Tennessee (Feb. 8, 2014)

Season 2, 5x, last vs. Georgia (March 3, 2016)

Minutes Played

Career 36, vs. Florida (Feb. 20, 2016)

Season 36, vs. Florida (Feb. 20, 2016)

2015-16

Opponent	Date	GS	Min	FG-FGA	Pct	3FG-3FGA	Pct	FT-FTA	Pct	Off	Def	Tot	Avg	PF	FO	A	TO	Blk	Stl	Pts	Avg
Norfolk State	11/14/15	*	21	5-8	.625	0-1	.000	3-3	1.000	3	1	4	4.0	2	0	1	0	1	0	13	13.0
Oral Roberts	11/16/15	*	25	9-14	.643	2-3	.667	7-11	.636	4	2	6	5.0	3	0	0	1	1	1	27	20.0
vs. DePaul	11/20/15	*	23	3-11	.272	0-1	.000	1-2	.500	3	2	5	5.0	3	0	0	1	1	0	7	15.7
vs. Hofstra	11/22/15	*	28	8-14	.571	0-0	.000	1-3	.333	3	2	5	5.0	1	0	1	0	3	1	17	16.0
vs. Tulsa	11/23/15	*	27	6-10	.600	1-1	1.000	4-4	1.000	0	3	3	4.6	4	0	0	0	1	1	17	16.2
Lipscomb	11/27/15	*	24	7-7	1.000	0-0	.000	3-3	1.000	1	2	3	4.3	3	0	1	2	1	1	17	16.3
Western Carolina	11/30/15	*	21	3-7	.429	0-0	.000	0-0	.000	1	4	5	4.4	2	0	1	2	1	0	6	14.9
USF	12/5/15	*	19	2-5	.400	0-1	.000	0-2	.000	1	4	5	4.5	2	0	2	1	0	2	4	13.5
Drexel	12/15/15	*	21	4-5	.800	1-2	.500	0-1	.000	1	2	3	4.3	3	0	1	3	3	0	9	13.0
at Clemson	12/18/15	*	20	1-2	.500	0-0	.000	2-3	.667	0	2	2	4.1	3	0	2	4	1	0	4	12.1
vs. St. John's	12/22/15	*	20	5-8	.625	1-1	1.000	0-0	.000	2	3	5	4.2	4	0	1	5	0	2	11	12.0
Francis Marion	12/30/15	*	11	0-1	.000	0-0	.000	0-0	.000	1	2	3	4.1	0	0	1	1	1	0	0	11.0
Memphis	1/2/16	*	13	2-6	.333	0-1	.000	5-6	.833	3	3	6	4.2	4	0	0	2	2	0	9	10.8
at Auburn	1/5/16	*	28	5-9	.556	0-2	.000	4-6	.667	4	6	10	4.6	1	0	4	0	0	0	12	10.9
Vanderbilt	1/9/16	*	22	4-7	.571	0-1	.000	1-2	.500	2	2	4	4.6	3	0	1	2	1	2	9	10.8
at Alabama	1/13/16	*	18	3-7	.429	0-2	.000	0-0	.000	3	0	3	4.5	2	0	0	4	0	0	6	10.5
Missouri	1/16/16	*	32	4-8	.500	0-0	.000	2-4	.500	2	5	7	4.6	2	0	1	3	2	0	10	10.5
at Ole Miss	1/19/16	*	35	5-9	.556	0-0	.000	7-7	1.000	5	5	10	4.9	3	0	0	0	1	1	17	10.8
at Tennessee	1/23/16	*	24	2-6	.333	0-1	.000	4-5	.800	3	1	4	4.9	3	0	1	2	1	1	8	10.7
Mississippi State	1/26/16	*	14	2-4	.500	0-1	.000	0-0	.000	0	2	2	4.8	3	0	0	2	1	0	4	10.4
Alabama	1/30/16	*	11	3-5	.600	0-1	.000	2-4	.500	2	2	4	4.7	0	0	1	0	0	0	8	10.2
at Georgia	2/2/16	*	22	2-4	.500	1-1	1.000	2-2	1.000	0	1	1	4.5	3	0	1	1	1	0	7	10.1
Texas A&M	2/6/16	*	16	2-5	.400	0-0	.000	0-0	.000	0	3	3	4.5	2	0	1	3	0	0	4	9.8
LSU	2/10/16	*	20	2-5	.400	0-1	.000	2-2	1.000	1	3	4	4.5	4	0	1	1	1	0	6	9.7
Kentucky	2/13/16	*	13	1-4	.250	0-0	.000	2-4	.500	2	0	2	4.4	2	0	0	0	1	0	4	9.4
at Missouri	2/16/16	*	19	1-7	.143	0-1	.000	2-2	1.000	2	1	3	4.3	5	1	0	3	0	0	4	9.2
Florida	2/20/16	*	36	6-16	.375	1-3	.333	0-0	.000	4	1	5	4.3	1	0	3	1	0	0	13	9.4
Tennessee	2/24/16	*	28	6-10	.600	0-1	.000	0-0	.000	2	4	6	4.4	1	0	0	1	1	1	2	12.95
at Mississippi State	2/27/16	*	27	4-6	.667	0-0	.000	1-1	1.000	2	5	7	4.5	1	0	0	4	1	1	9	9.4
Georgia	3/3/16	*	35	3-11	.273	0-0	.000	2-2	1.000	5	2	7	4.6	2	0	2	1	1	2	8	9.4
at Arkansas	3/5/16																				

CAREER STATISTICS

Season	GP-GS	Min	Avg	FG	FGA	Pct	3FG	3FGA	Pct	FT	FTA	Pct	Off	Def	Tot	Avg	PF	FO	Ast	TO	Blk	Stl	Pts	Avg
2012-13	23-10	304	13.2	38	85	.447	3	10	.300	22	36	.611	28	46	74	3.2	42	1	12	32	13	3	101	4.4
2013-14	33-1	426	12.9	65	121	.537	0	1	.000	29	42	.690	40	94	134	4.1	78	2	13	32	20	13	159	4.8
2014-15	33-26	753	22.8	118	237	.498	8	27	.296	40	55	.727	52	120	172	5.2	74	2	21	45	44	11	284	8.6
2015-16	30-24	662	22.1	110	221	.498	7	26	.269	55	76	.724	62	75	137	4.6	72	1	23	53	28	17	282	9.4
Totals	119-61	2145	18.0	331	664	.498	18	64	.281	146	209	.699	182	335	517	4.3	266	6	69	162	105	44	826	6.9

CAREER SEC STATISTICS

Season	GP-GS	Min	Avg	FG	FGA	Pct	3FG	3FGA	Pct	FT	FTA	Pct	Off	Def	Tot	Avg	PF	FO	Ast	TO	Blk	Stl	Pts	Avg
2013	15-10	214	14.3	23	59	.390	2	7	.286	19	28	.679	17	35	52	3.5	30	1	5	22	11	2	67	4.5
2014	18-1	241	13.4	36	64	.563	0	1	.000	10	17	.588	19	53	72	4.0	51	2	9	22	12	9	82	4.6
2015	18-16	418	23.2	57	125	.456	4	17	.235	21	29	.724	25	64	89	4.9	46	1	13	19	22	5	139	7.7
2016	17-11	389	22.9	55	123	.447	2	15	.133	29	38	.763	39	43	82	4.8	48	1	12	32	12	9	141	8.3
Totals	68-38	1262	18.6	171	371	.461	8	40	.200	79	112	.705	100	195	295	4.3	165	5	39	95	57	25	429	6.3

GAME #30 - VS. GEORGIA - THURSDAY, MARCH 3, 2016 - GAMECOCK BASKETBALL

#25 - MINDAUGAS KACINAS

SENIOR | FORWARD | 6'7" | 229 | 3 LETTERS

KLAIPEDA, LITHUANIA/WORD OF LIFE FIRE TRADITIONAL SCHOOL



SEASON NOTABLES

- Averaged 2.3 offensive rebounds per game as a junior
- Earned the start in the opener vs. Norfolk State, posting eight points, with four rebounds and two assists in 28 minutes
- Recorded his fourth career double double in a win over Oral Roberts, with 13 rebounds with 12 points.
- Scored a career high with 23 points, while hitting career marks with 10 makes at the foul line on 13 attempts, to lead Gamecocks in win vs. DePaul
- Led the Gamecocks with 18 points and five rebounds in win vs. Hofstra at the Paradise Jam
- Scored 11 points with eight rebounds against Tulsa, and earned a spot on the Paradise Jam all-tournament team for his efforts through the week
- Another steady performance vs. Lipscomb, scoring 15 points with six rebounds and a block; hit 7-of-10 from the floor vs. the Bisons
- Recorded his fifth career double-double against Western Carolina, hitting 8-of-11 attempts with 11 rebounds
- Played a career-high 37 minutes against Clemson, scoring 10 points with four rebounds
- Scored 12 points of 5-of-8 shooting against Francis Marion
- Hit five field goals for 13 points to go with four rebounds in the win over Vanderbilt
- 14 points to go along with five rebounds and two blocks in win vs. Missouri
- Scored 10 points of 5-of-6 field goals in the win at Ole Miss
- Finished with his third double-digit rebounding effort of the season against Miss. State, pulling in 10
- Hit a pair of 3s and scored 11 points total in the road win at Texas A&M
- Came through with a big game in the overtime win vs. Florida, scoring 14 points with seven rebounds
- Foul trouble early, but tallied double digits with 11 points in win vs. Tennessee
- Nine points and six rebounds in loss at Mississippi State
- Shined on senior night, scoring 21 points behind a career-high five 3-pointers; it was his third 20-point game of 2015-16 and he also eclipsed 3,000 career minutes in the game

KACINAS' CAREER HIGHS

Points

Career 23, vs. DePaul (Nov. 20, 2015)
Season 23, vs. DePaul (Nov. 20, 2015)

Field Goals

Career 9, vs. Hofstra (Nov. 22, 2015)
Season 9, vs. Hofstra (Nov. 22, 2015)

Field Goal Attempts

Career 13, vs. DePaul (Nov. 20, 2015)
Season 13, vs. DePaul (Nov. 20, 2015)

3-Point Field Goals

Career 5, vs. Georgia (March 3, 2016)
Season 5, vs. Georgia (March 3, 2016)

3-Point Field Goal Attempts

Career 7, vs. Georgia (March 3, 2016)
Season 7, vs. Georgia (March 3, 2016)

Free Throws

Career 10, vs. DePaul (Nov. 20, 2015)
Season 10, vs. DePaul (Nov. 20, 2015)

Free Throw Attempts

Career 15, vs. DePaul (Nov. 20, 2015)
Season 15, vs. DePaul (Nov. 20, 2015)

Rebounds

Career 14, vs. Longwood (Nov. 9, 2013)
Season 13, vs. Oral Roberts (Nov. 16, 2015)

Assists

Career 3, 5x, last vs. Alabama (Jan. 30, 2016)
Season 3, vs. Alabama (Jan. 30, 2016)

Blocks

Career 3, vs. Appalachian State (Dec. 19, 2012)
Season 2, 3x, last vs. Missouri (Jan. 16, 2016)

Steals

Career 4, at Marshall (Dec. 1, 2014)
Season 2, vs. Memphis (Jan. 2, 2016)

Minutes Played

Career 37, 3x, last vs. Florida (Feb. 20, 2016)
Season 37, 3x, last vs. Florida (Feb. 20, 2016)

2015-16

Opponent	Date	GS	Min	FG-FGA	Pct	3FG-3FGA	Pct	FT-FTA	Pct	Off	Def	Tot	Avg	PF	FO	A	TO	Blk	Stl	Pts	Avg
Norfolk State	11/14/15	*	28	2-7	.285	1-3	.333	3-4	.750	3	1	4	4.0	2	0	2	1	0	0	8	8.0
Oral Roberts	11/16/15	*	33	4-10	.400	0-2	.000	4-4	1.000	6	7	13	8.5	2	0	2	2	1	0	12	10.0
vs. DePaul	11/20/15	*	33	6-13	.461	1-5	.200	10-15	.667	4	1	5	7.3	2	0	1	1	2	0	23	14.3
vs. Hofstra	11/22/15	*	31	9-10	.900	0-1	.000	0-1	.000	2	3	5	6.8	3	0	1	2	0	1	18	15.3
vs. Tulsa	11/23/15	*	32	4-6	.667	1-2	.500	2-4	.500	1	7	8	7.0	2	0	2	0	0	0	11	14.4
Lipscomb	11/27/15	*	30	7-10	.700	0-1	.000	1-2	.500	2	4	6	6.8	2	0	0	1	1	0	15	14.5
Western Carolina	11/30/15	*	26	8-11	.727	2-2	1.000	2-2	1.000	5	6	11	7.4	1	0	0	0	0	1	20	15.3
USF	12/5/15	*	28	4-4	1.000	0-0	.000	0-1	.000	2	1	3	6.9	2	0	1	2	0	1	8	14.4
Drexel	12/15/15	*	11	2-2	1.000	1-1	1.000	0-1	.000	0	2	2	6.3	3	0	0	1	0	0	5	13.3
at Clemson	12/18/15	*	37	4-10	.400	1-2	.500	1-1	1.000	0	4	4	6.1	1	0	2	0	0	0	10	13.0
vs. St. John's	12/22/15	*	33	3-7	.429	0-2	.000	0-2	.000	2	2	4	5.9	1	0	2	1	0	1	6	12.4
Francis Marion	12/30/15	*	24	5-8	.625	1-1	1.000	1-2	.500	0	5	5	5.8	2	0	0	2	1	0	12	12.3
Memphis	1/2/16	*	36	2-7	.286	0-3	.000	4-4	1.000	1	4	5	5.8	1	0	1	2	2	2	8	12.0
at Auburn	1/5/16	*	30	2-4	.500	0-1	.000	3-4	.750	0	2	2	5.5	1	0	1	2	0	1	7	11.6
Vanderbilt	1/9/16	*	33	5-10	.500	0-2	.000	3-6	.500	1	3	4	5.4	3	0	0	2	0	0	13	11.7
at Alabama	1/13/16	*	31	2-8	.250	0-2	.000	2-4	.500	4	1	5	5.4	1	0	1	1	0	0	6	11.4
Missouri	1/16/16	*	33	6-8	.750	0-1	.000	2-4	.500	5	0	5	5.4	0	0	0	0	2	0	14	11.5
at Ole Miss	1/19/16	*	29	5-6	.833	0-0	.000	0-0	.000	2	5	7	5.4	0	0	0	1	1	0	10	11.4
at Tennessee	1/23/16	*	28	1-5	.200	0-1	.000	0-0	.000	1	3	4	5.4	3	0	0	0	0	1	2	10.9
Mississippi State	1/26/16	*	37	3-8	.375	0-1	.000	1-2	.500	3	7	10	5.6	2	0	1	1	1	0	7	10.7
Alabama	1/30/16	*	33	3-9	.333	1-5	.200	1-3	.333	1	5	6	5.6	1	0	3	0	0	1	8	10.6
at Georgia	2/2/16	*	22	2-7	.285	0-2	.000	3-6	.500	5	1	6	5.6	2	0	1	3	0	0	7	10.5
Texas A&M	2/6/16	*	25	4-8	.500	2-3	.667	1-2	.500	2	1	3	5.5	4	0	1	2	0	0	11	10.5
LSU	2/10/16	*	27	2-5	.400	1-1	1.000	1-2	.500	2	4	6	5.5	5	1	2	1	0	0	6	10.3
Kentucky	2/13/16	*	25	1-3	.333	0-0	.000	0-0	.000	2	2	4	5.5	2	0	0	0	0	0	2	10.0
at Missouri	2/16/16	*	15	0-1	.000	0-1	.000	0-0	.000	0	2	2	5.3	4	0	1	0	1	0	0	9.6
Florida	2/20/16	*	37	6-10	.600	0-2	.000	2-2	1.000	2	5	7	5.4	2	0	1	0	1	0	14	9.7
Tennessee	2/24/16	*	19	4-6	.667	1-1	1.000	2-2	1.000	2	1	3	5.3	3	0	0	0	0	0	11	9.8
at Mississippi State	2/27/16	*	30	4-10	.400	1-4	.250	0-0	.000	3	3	6	5.3	4	0	0	1	0	0	9	9.8
Georgia	3/3/16	*	36	6-12	.500	5-7	.714	4-4	1.000	2	3	5	5.3	3	0	0	0	1	0	21	10.1
at Arkansas	3/5/16																				

CAREER STATISTICS

Season	GP-GS	Min	Avg	FG	FGA	Pct	3FG	3FGA	Pct	FT	FTA	Pct	Off	Def	Tot	Avg	PF	FO	Ast	TO	Blk	Stl	Pts	Avg
2012-13	31-9	606	19.5	57	110	.518	4	20	.200	34	50	.680	50	66	116	3.7	67	1	21	46	15	10	152	4.9
2013-14	34-27	818	24.1	70	126	.556	0	2	.000	50	77	.649	80	95	175	5.1	103	4	12	53	21	31	190	5.6
2014-15	33-0	710	21.5	74	132	.561	9	29	.310	43	59	.729	77	91	168	5.1	82	3	18	34	14	20	200	6.1
2015-16	30-30	872	29.1	116	226	.513	19	59	.322	53	84	.631	65	95	160	5.3	64	1	26	29	14	11	304	10.1
Totals	128-66	3006	23.5	317	594	.534	32	110	.291	180	270	.667	272	347	619	4.8	316	9	77	162	64	72	846	6.6

CAREER SEC STATISTICS

Season	GP-GS	Min	Avg	FG	FGA	Pct	3FG	3FGA	Pct	FT	FTA	Pct	Off	Def	Tot	Avg	PF	FO	Ast	TO	Blk	Stl	Pts	Avg
2013	17-4	255	15.0	16	40	.400	1	7	.143	11	16	.688	14	27	41	2.4	32	0	7	18	2	4	44	2.6
2014	18-11	382	21.2	34	57	.596	0	0	.000	24	36	.667	38	38	76	4.2	58	2	2	23	13	20	92	5.1
2015	18-0	375	20.8	40	72	.556	6	18	.333	19	30	.633	37	42	79	4.4	50	2	9	17	7	6	105	5.8
2016	17-17	490	28.8	56	121	.463	11	34	.324	25	41	.610	37	48	85	5.0	40	1	12	14	7	4	148	8.7
Totals	70-32	1502	21.5	146	290	.503	18	59	.305	79	123	.642	126	155	281	4.0	180	5	30	72	29	34	389	5.6

GAME #30 - VS. GEORGIA - THURSDAY, MARCH 3, 2016 - GAMECOCK BASKETBALL



#20 - JUSTIN MCKIE

JUNIOR | GUARD | 6'4" | 197 | 2 LETTERS

COLUMBIA, S.C./IRMO

SEASON NOTABLES

- Put up career numbers in every major category as a sophomore, averaging 3.2 points and 1.8 rebounds in 11.3 minutes per game
- Tallied three points and three assists in exhibition vs. Allen
- Saw action in the opener vs. Norfolk State, scoring five points and collecting one rebound
- Played a season high 19 minutes vs. Lipscomb, scoring six points and dishing a career-high five assists
- Saw action vs. Missouri, scoring two points, with an assist and a steal
- Scored two points with two rebounds at Tennessee
- Played 13 minutes in the win over Mississippi State
- Saw action in home win vs. Tennessee, scoring four points on a perfect 2-of-2 effort from the field
- Saw action at Mississippi State on Feb. 27

MCKIE'S CAREER HIGHS

Points

Career 12, at Marshall (Dec. 1, 2014)
Season 6, vs. Lipscomb (Nov. 27, 2015)

Field Goals

Career 5, at Marshall (Dec. 1, 2014)
Season 3, vs. Lipscomb (Nov. 27, 2015)

Field Goal Attempts

Career 8, at Marshall (Dec. 1, 2014)
Season 6, twice, last vs. Lipscomb (Nov. 27, 2015)

3-Point Field Goals

Career 2, twice, last vs. UNC Asheville (Nov. 26, 2014)
Season 1, twice, last vs. Francis Marion (Dec. 30, 2015)

3-Point Field Goal Attempts

Career 3, 3x, last vs. Oral Roberts (Nov. 16, 2015)
Season 3, twice, last vs. Lipscomb (Nov. 27, 2015)

Free Throws

Career 4, vs. Florida (Jan. 7, 2015)
Season 2, twice, last vs. Missouri (Jan. 16, 2016)

Free Throw Attempts

Career 4, 3x, last vs. Missouri (Jan. 16, 2016)
Season 4, vs. Missouri (Jan. 16, 2016)

Rebounds

Career 4, 6x, last vs. Miss. State (Feb. 28, 2015)
Season 2, 3x, last vs. Francis Marion (Dec. 30, 2015)

Assists

Career 5, vs. Lipscomb (Nov. 27, 2015)
Season 5, vs. Lipscomb (Nov. 27, 2015)

Blocks

Career 1, vs. Oklahoma St. (Dec. 6, 2014)
Season -

Steals

Career 2, vs. Oklahoma St. (Dec. 6, 2014)
Season 1, twice, last vs. Missouri (Jan. 16, 2016)

Minutes Played

Career 23, vs. Miss. State (Feb. 28, 2015)
Season 19, vs. Lipscomb (Nov. 27, 2015)

2015-16

Opponent	Date	GS	Min	FG-FGA	Pct	3FG-FGA	Pct	FF/FTA	Pct	Off	Def	Tot	Avg	PF	FO	A	TO	Blk	Stl	Pts	Avg
Norfolk State	11/14/15	3	1-2	.500	1-2	.500	2-2	1.000	0	1	1	1.0	0	0	0	0	0	0	0	5	5.0
Oral Roberts	11/16/15	12	0-6	.000	0-3	.000	0-0	.000	1	1	2	1.5	2	0	0	0	0	0	0	0	2.5
vs. DePaul	11/20/15	8	0-0	.000	0-0	.000	0-0	.000	0	1	1	1.3	0	0	0	0	0	0	0	0	1.7
vs. Hofstra	11/22/15	-	-	-	-	-	-	-	-	-	-	-	-	-	-	-	-	-	-	-	-
vs. Tulsa	11/23/15	2	0-0	.000	0-0	.000	0-0	.000	0	0	1	1.0	0	0	0	0	0	0	0	0	1.3
Lipscomb	11/27/15	19	3-6	.500	0-3	.000	0-0	.000	0	1	1	1.0	2	0	5	0	0	1	6	2.2	
Western Carolina	11/30/15	10	0-3	.000	0-1	.000	1-2	.500	0	0	0	0.8	1	0	4	0	0	0	0	1	2.0
USF	12/5/15	7	0-0	.000	0-0	.000	0-0	.000	0	2	2	1.0	0	0	0	0	0	0	0	0	1.7
Drexel	12/15/15	11	1-4	.250	0-1	.000	1-2	.500	1	0	1	1.0	2	0	1	0	0	0	3	1.9	
at Clemson	12/18/15	8	1-1	1.000	0-0	.000	0-0	.000	1	0	1	1.0	0	0	0	1	0	0	0	2	1.9
vs. St. John's	12/22/15	1	0-0	.000	0-0	.000	0-0	.000	0	0	0	0.9	1	0	1	0	0	0	0	0	1.7
Francis Marion	12/30/15	9	1-3	.333	1-1	1.000	0-0	.000	0	2	2	1.0	1	0	1	0	0	2	3	1.8	
Memphis	1/2/16	1	0-0	.000	0-0	.000	0-0	.000	0	0	0	0.9	0	0	0	0	0	0	0	0	1.7
at Auburn	1/5/16	-	-	-	-	-	-	-	-	-	-	-	-	-	-	-	-	-	-	-	-
Vanderbilt	1/9/16	1	0-0	.000	0-0	.000	0-0	.000	0	1	1	0.9	0	0	0	0	0	0	0	0	1.5
at Alabama	1/13/16	9	0-0	.000	0-0	.000	0-0	.000	0	1	1	0.9	0	3	0	0	0	0	0	0	1.4
Missouri	1/16/16	13	0-3	.000	0-1	.000	2-4	.500	0	0	0	0.9	0	0	1	1	0	1	2	1.5	
at Ole Miss	1/19/16	4	0-1	.000	0-0	.000	0-0	.000	0	0	0	0.8	0	0	0	2	0	0	0	0	1.4
at Tennessee	1/23/16	3	1-3	.333	0-0	.000	0-0	.000	2	0	2	0.9	1	0	0	0	0	0	2	1.5	
Mississippi State	1/26/16	13	0-1	.000	0-0	.000	0-0	.000	0	1	1	0.9	0	0	1	0	0	0	0	0	1.3
Alabama	1/30/16	-	-	-	-	-	-	-	-	-	-	-	-	-	-	-	-	-	-	-	-
at Georgia	2/2/16	2	0-0	.000	0-0	.000	0-0	.000	1	0	1	0.9	0	0	0	0	0	0	0	0	1.3
Texas A&M	2/6/16	-	-	-	-	-	-	-	-	-	-	-	-	-	-	-	-	-	-	-	-
LSU	2/10/16	-	-	-	-	-	-	-	-	-	-	-	-	-	-	-	-	-	-	-	-
Kentucky	2/13/16	9	0-2	.000	0-1	.000	0-0	.000	0	0	0	0.9	1	0	2	1	0	0	0	0	1.2
at Missouri	2/16/16	-	-	-	-	-	-	-	-	-	-	-	-	-	-	-	-	-	-	-	-
Florida	2/20/16	1	0-0	.000	0-0	.000	0-0	.000	0	0	0	0.8	1	0	0	0	0	0	0	0	1.1
Tennessee	2/24/16	10	2-2	1.000	0-0	.000	0-0	.000	0	0	0	0.8	1	0	0	0	0	0	0	4	1.3
at Mississippi State	2/27/16	6	0-0	.000	0-0	.000	1-2	.500	1	0	1	0.8	0	0	0	0	0	0	0	0	1.3
Georgia	3/3/16	-	-	-	-	-	-	-	-	-	-	-	-	-	-	-	-	-	-	-	-
at Arkansas	3/5/16	-	-	-	-	-	-	-	-	-	-	-	-	-	-	-	-	-	-	-	-

CAREER STATISTICS

Season	GP-GS	Min	Avg	FG	FGA	Pct	3FG	3FGA	Pct	FT	FTA	Pct	Off	Def	Tot	Avg	PF	FO	Ast	TO	Blk	Stl	Pts	Avg
2013-14	17-0	80	4.7	3	17	.176	1	8	.125	2	4	.500	4	12	16	0.9	8	0	5	5	0	3	9	0.5
2014-15	25-0	282	11.3	26	67	.388	11	36	.306	18	23	.783	11	33	44	1.8	20	0	8	11	3	9	81	3.2
2015-16	23-0	167	7.0	10	37	.270	2	14	.143	7	12	.583	7	11	18	0.8	13	0	19	5	1	2	29	1.3
Totals	65-0	524	8.1	39	121	.322	14	58	.241	27	39	.692	22	56	78	1.2	41	0	32	21	4	14	119	1.8

CAREER SEC STATISTICS

Season	GP-GS	Min	Avg	FG	FGA	Pct	3FG	3FGA	Pct	FT	FTA	Pct	Off	Def	Tot	Avg	PF	FO	Ast	TO	Blk	Stl	Pts	Avg
2014	9-0	56	6.2	2	11	.182	1	5	.200	0	0	.000	1	9	10	1.1	7	0	5	5	0	2	5	0.6
2015	12-0	130	10.8	5	21	.238	2	11	.182	6	6	1.000	6	12	18	1.5	10	0	1	6	1	2	18	1.5
2016	11-0	71	6.5	3	12	.250	0	3	.000	3	6	.500	4	3	7	0.6	4	0	7	4	0	1	9	0.8
Totals	32-0	257	8.0	10	44	.227	3	19	.158	9	12	.750	11	24	35	1.1	21	0	13	15	1	5	32	1.0



#10 - DUANE NOTICE

JUNIOR | GUARD | 6'2" | 218 | 2 LETTERS

WOODBIDGE, ONTARIO, CANADA/ST. THOMAS MORE (OAKDALE, CONN.)

SEASON NOTABLES

- Is Carolina's top returning scorer after averaging 11.7 points per game last season, posting 20 double-figure scoring games, including three 20-point performances
- Scored three points, dished two assists in exhibition vs. Allen
- Scored a team high 14 points off the bench vs. Norfolk State, hitting three 3s and dishing three assists
- Hit four 3-pointers and scored 18 points in a win over Oral Roberts
- Perfect 2-of-2 from 3-point range in win vs. DePaul, scoring 11 points, all in the first half
- Converted a career-high 7-of-10 attempts from the free throw line against Tulsa, finishing with 11 points
- Season high five assists to go along with 16 points and matched a career high with three steals in win vs. Lipscomb
- Went for 15 points in just 19 minutes off the bench against USF, converting 6-of-8 attempts from the field
- Hit a pair of critical 3-pointers in the second half of the team's win over Clemson, finishing with 10 points
- Scored 20 points off the bench against St. John's, hitting 7-of-10 field goals in 28 minutes
- Was a perfect 12-of-12 at the free throw line against Memphis, a new career high, and added six rebounds
- Scored 20 points off the bench against St. John's, hitting 7-of-10 field goals in 28 minutes
- Hit three 3-pointers and scored 12 points off the bench at Auburn
- Six points and five assists in win vs. Missouri
- Hit four 3-pointers at Ole Miss, finishing with 14 points in 27 minutes of action
- Matched a season high with five assists and added in 14 points off the bench at Tennessee
- Scored 13 points with a career-high three steals in the win over Mississippi State
- Passed 900 career points in the win vs. Alabama.
- Singlehandedly out scored LSU's bench in the team's win, scoring 15 points with four 3s over 29 minutes
- Matched a career high with five 3s and set a new season high with 21 points at Missouri
- Earned his first start of the season and matched a career high with eight assists in the win over Florida
- Led the team with 17 points, including 15 in the opening half, in home win vs. Tennessee/also four assists vs. the Vols
- 10 points and a steal in loss at Mississippi State

NOTICE'S CAREER HIGHS

Points

Career 27, at Marshall (Dec. 1, 2014)
Season 21, at Missouri (Feb. 17, 2016)

Field Goals

Career 10, at Marshall (Dec. 1, 2014)
Season 8, at Missouri (Feb. 17, 2016)

Field Goal Attempts

Career 18, twice, last at LSU (Jan. 28, 2015)
Season 16, vs. Lipscomb (Nov. 27, 2015)

3-Point Field Goals

Career 5, twice, last at Missouri (Feb. 17, 2016)
Season 5, at Missouri (Feb. 17, 2016)

3-Point Field Goal Attempts

Career 11, twice, last at Alabama (Feb. 24, 2015)
Season 8, 3x, last vs. LSU (Feb. 10, 2016)

Free Throws

Career 12, vs. Memphis (Jan. 2, 2016)
Season 12, vs. Memphis (Jan. 2, 2016)

Free Throw Attempts

Career 12, vs. Memphis (Jan. 2, 2016)
Season 12, vs. Memphis (Jan. 2, 2016)

Rebounds

Career 8, vs. Auburn (March 12, 2014)
Season 6, twice, last at Missouri (Feb. 17, 2016)

Assists

Career 8, twice, last vs. Florida (Feb. 20, 2016)
Season 8, vs. Florida (Feb. 20, 2016)

Blocks

Career 1, 8x, last vs. Lipscomb (Nov. 27, 2015)
Season 1, vs. Lipscomb (Nov. 27, 2015)

Steals

Career 3, 5x, last, vs. Miss. State (Jan. 26, 2016)
Season 3, 3x, last vs. Georgia (March 3, 2016)

Minutes Played

Career 40, vs. Texas A&M (Feb. 21, 2015)
Season 36, twice, last vs. Florida (Feb. 20, 2016)

2015-16

Opponent	Date	GS	Min	FG-FGA	Pct	3FG-FGA	Pct	FT-FTA	Pct	Off	Def	Tot	Avg	PF	FO	A	TO	Blk	Stl	Pts	Avg
Norfolk State	11/14/15	20	4-11	.364	3-6	.500	3-3	1.000	1	2	3	3.0	3	0	3	0	0	0	14	14.0	
Oral Roberts	11/16/15	27	6-12	.500	4-7	.571	2-2	1.000	1	3	4	3.5	1	0	0	1	0	2	18	16.0	
vs. DePaul	11/20/15	23	3-8	.375	2-2	1.000	3-4	.750	1	1	2	3.0	2	0	3	1	0	1	11	14.3	
vs. Hofstra	11/22/15	25	2-7	.285	1-2	.500	2-2	1.000	1	0	1	2.5	0	0	3	0	0	1	7	12.5	
vs. Tulsa	11/23/15	29	2-7	.285	0-1	.000	7-10	.700	0	0	0	2.0	0	0	1	1	0	0	11	12.2	
Lipscomb	11/27/15	24	5-16	.312	2-6	.333	4-5	.800	2	3	5	2.5	2	0	5	0	1	3	16	12.8	
Western Carolina	11/30/15	12	3-6	.500	1-4	.250	0-0	.000	0	0	0	2.1	2	0	2	0	0	0	7	12.0	
USF	12/5/15	19	6-8	.750	2-4	.500	1-1	1.000	0	3	3	2.3	0	0	2	1	0	1	15	12.4	
Drexel	12/15/15	19	2-6	.333	0-3	.000	1-2	.500	1	1	2	2.2	0	0	0	2	0	1	5	11.6	
at Clemson	12/18/15	23	3-10	.300	3-7	.429	1-2	.500	0	2	2	2.1	1	0	1	1	0	0	10	11.4	
vs. St. John's	12/22/15	28	7-10	.700	2-2	1.000	4-5	.800	0	0	0	2.0	2	0	1	2	0	2	20	12.2	
Francis Marion	12/30/15	18	3-9	.333	3-7	.429	1-2	.500	0	0	0	1.8	1	0	1	0	0	2	10	12.0	
Memphis	1/2/16	33	1-8	.125	1-6	.167	12-12	1.000	0	6	6	2.2	2	0	3	1	0	0	15	12.2	
at Auburn	1/5/16	32	4-10	.400	3-6	.500	1-2	.500	0	3	3	2.2	1	0	2	0	0	1	12	12.2	
Vanderbilt	1/9/16	31	2-7	.286	2-4	.500	2-2	1.000	1	1	2	2.2	0	0	4	3	0	0	8	11.9	
at Alabama	1/13/16	22	2-8	.250	0-4	.000	3-3	1.000	0	1	1	2.1	1	0	3	0	0	0	7	11.6	
Missouri	1/16/16	29	2-10	.200	1-6	.166	1-2	.500	1	4	5	2.3	0	0	2	1	0	1	6	11.3	
at Ole Miss	1/19/16	27	5-13	.385	4-8	.500	0-0	.000	0	0	0	2.2	2	0	1	2	0	0	14	11.4	
at Tennessee	1/23/16	27	5-8	.625	2-4	.500	2-4	.500	1	3	4	2.3	3	0	5	1	0	0	14	11.6	
Mississippi State	1/26/16	25	3-10	.300	2-8	.250	5-6	.833	0	4	4	2.4	4	0	3	2	0	3	13	11.7	
Alabama	1/30/16	28	2-6	.333	1-3	.333	2-6	.333	1	2	3	2.4	1	0	0	0	0	1	7	11.4	
at Georgia	2/2/16	30	2-8	.250	2-6	.500	0-0	.000	0	1	1	2.3	2	0	3	1	0	0	6	11.2	
Texas A&M	2/6/16	21	2-4	.500	1-3	.333	0-0	.000	0	1	1	2.3	2	0	2	2	0	1	5	10.9	
LSU	2/10/16	29	5-10	.500	4-8	.500	1-2	.500	0	1	1	2.3	2	0	0	0	0	2	15	11.1	
Kentucky	2/13/16	27	3-5	.600	2-3	.667	2-2	1.000	1	0	1	2.2	2	0	0	1	0	0	10	11.0	
at Missouri	2/16/16	36	8-14	.571	5-7	.714	0-0	.000	2	4	6	2.3	1	0	1	1	0	0	21	11.4	
Florida	2/20/16	*	36	2-5	.400	1-4	.250	0-0	.000	2	2	4	2.4	4	0	8	1	0	1	5	11.2
Tennessee	2/24/16	*	32	5-9	.555	4-6	.667	3-4	.750	2	2	4	2.5	1	0	4	0	0	1	17	11.4
at Mississippi State	2/27/16	*	32	4-9	.444	2-7	.285	0-0	.000	1	0	1	2.4	2	0	0	5	0	1	10	11.3
Georgia	3/3/16	*	35	1-7	.143	1-4	.250	0-0	.000	2	0	2	2.4	3	0	2	1	0	3	3	11.1
at Arkansas	3/5/16																				

CAREER STATISTICS

Season	GP-GS	Min	Avg	FG	FGA	Pct	3FG	3FGA	Pct	FT	FTA	Pct	Off	Def	Tot	Avg	PF	FO	Ast	TO	Blk	Stl	Pts	Avg
2013-14	34-22	856	25.2	90	237	.380	21	58	.362	78	116	.672	35	64	99	2.9	72	2	99	89	4	20	279	8.2
2014-15	33-33	987	29.9	127	337	.377	61	168	.363	72	91	.791	20	67	87	2.6	61	0	89	60	4	29	387	11.7
2015-16	30-4	799	26.6	104	261	.398	61	148	.412	63	93	.759	21	51	72	2.4	47	0	63	33	1	28	332	11.1
Totals	97-59	2642	27.2	321	835	.384	143	374	.382	213	290	.734	76	182	258	2.7	180	2	251	182	9	77	998	10.3

CAREER SEC STATISTICS

Season	GP-GS	Min	Avg	FG	FGA	Pct	3FG	3FGA	Pct	FT	FTA	Pct	Off	Def	Tot	Avg	PF	FO	Ast	TO	Blk	Stl	Pts	Avg
2014	18-14	516	28.7	48	133	.361	8	30	.267	46	71	.648	19	34	53	2.9	41	1	50	58	1	11	150	8.3
2015	18-18	548	30.4	62	191	.325	33	102	.324	26	36	.722	12	35	47	2.6	35	0	48	30	2	11	183	10.2
2016	17-4	499	29.4	57	143	.399	37	91	.407	22	33	.667	14	30	44	2.6	31	0	40	21	0	15	173	10.2
Totals	53-36	1563	29.5	167	467	.358	78	223	.350	94	140	.671	45	99	144	2.7	107	1	138	109	3	37	506	9.5



#0 - SINDARIUS THORNWELL

JUNIOR | GUARD | 6'5" | 215 | 2 LETTERS

LANCASTER, S.C./OAK HILL ACADEMY (WILSON, VA.)

SEASON NOTABLES

- Enters this season healthy after dealing with knee tendonitis last season
- Has scored in double figures in 45 of his 67 career games, including nine 20-point performances
- Led all scorers with 17 points, while collecting three rebounds in exhibition vs. Allen
- Along with Notice, led the team with 14 points, hitting a three and posting a 7-of-9 effort from the free throw line, while also dishing two assists with three steals in opener vs. Norfolk State
- Passed out seven assists without committing a turnover in a win over Oral Roberts
- Posted fourth-career double-double with 10 points and a team high 10 rebounds in win vs. DePaul
- 14 points on 4-of-8 shooting vs. Hofstra, also pulled down team high nine rebounds with six assists
- Scored 16 points with five steals in the Paradise Jam championship against Tulsa to earn tournament MVP
- Came two rebounds shy of a double-double against Western Carolina, adding in 10 points and three assists
- Scored 13 points with five assists and four rebounds against Drexel
- Pulled down nine rebounds and lit up the arena with a momentum-swinging dunk against Clemson
- Scored a season-high 18 points against Memphis, adding three steals and six rebounds in 36 minutes
- Went for his 10th career 20-point game at Auburn, hitting five 3-pointers with seven assists and three steals
- Reached 1,000 career points in the win over Vanderbilt, finishing with 19 points and eight rebounds
- Matched season high with 22 points, 5 rebounds, 4 assists and 3 steals in win vs. Missouri
- Played a season-high 41 minutes in the overtime win at Ole Miss, dishing out six assists
- Broke out of a shooting slump with 15 points on 4-of-9 shooting in the win over Mississippi State
- Scored 14 points with seven rebounds in the win over Alabama
- Fifth-career double-double with 18 points and 11 rebounds in loss at Georgia; 11 rebounds matches career high
- Played his best all-around game of the season, scoring 25 points with nine assists and six rebounds at Texas A&M
- Led the team with 24 points in the win over LSU, scoring 11 from the free throw line to set a new career high
- Played a career-high 44 minutes in the win over Florida, scoring 17 points
- Dished six assists against zero turnovers in home win vs. Tennessee
- Team high 12 points to go along with two assists and four steals in loss at Mississippi State
- Dished out seven assists with 17 points against Georgia, his 10th game this season with five assists or more

THORNWELL'S CAREER HIGHS

Points

Career 26, at Georgia (Jan. 22, 2014)
 Season 25, at Texas A&M (Feb. 6, 2016)

Field Goals

Career 9, 3x, last at Texas A&M (Feb. 6, 2016)
 Season 9, at Texas A&M (Feb. 6, 2016)

Field Goal Attempts

Career 24, vs. Charlotte (Nov. 21, 2014)
 Season 20, at Texas A&M (Feb. 6, 2016)

3-Point Field Goals

Career 5, at Auburn (Jan. 5, 2016)
 Season 5, at Auburn (Jan. 5, 2016)

3-Point Field Goal Attempts

Career 10, twice, last vs. Charlotte (Nov. 21, 2014)
 Season 8, 3x, last at Texas A&M (Feb. 6, 2016)

Free Throws

Career 11, vs. LSU (Feb. 10, 2016)
 Season 11, vs. LSU (Feb. 10, 2016)

Free Throw Attempts

Career 14, twice, last vs. LSU (Feb. 10, 2016)
 Season 14, twice, last vs. LSU (Feb. 10, 2016)

Rebounds

Career 11, 3x, last at Georgia (Feb. 2, 2016)
 Season 11, at Georgia (Feb. 2, 2016)

Assists

Career 9, twice, last at Texas A&M (Feb. 6, 2016)
 Season 9, at Texas A&M (Feb. 6, 2016)

Blocks

Career 2, 9x, last at Georgia (Feb. 2, 2016)
 Season 2, 3x, last at Georgia (Feb. 2, 2016)

Steals

Career 6, vs. UNC Asheville (Nov. 26, 2014)
 Season 5, vs. Tulsa (Nov. 23, 2015)

Minutes Played

Career 44, vs. Florida (Feb. 20, 2016)
 Season 44, vs. Florida (Feb. 20, 2016)

2015-16

Opponent	Date	GS	Min	FG-FGA	Pct	3FG-3FGA	Pct	FT-FTA	Pct	Off	Def	Tot	Avg	PF	FO	A	TO	Blk	Stl	Pts	Avg
Norfolk State	11/14/15	*	31	3-9	.333	1-3	.333	7-9	.778	0	4	4	4.0	2	0	2	3	0	3	14	14.0
Oral Roberts	11/16/15	*	32	3-15	.200	1-4	.250	4-6	.667	1	2	3	3.5	1	0	7	0	0	0	11	12.5
vs. DePaul	11/20/15	*	31	4-10	.400	0-1	.000	2-3	.667	3	7	10	5.7	3	0	3	3	0	2	10	11.7
vs. Hofstra	11/22/15	*	33	4-8	.500	0-2	.000	6-8	.750	1	8	9	6.5	1	0	6	0	0	0	14	12.3
vs. Tulsa	11/23/15	*	30	4-10	.400	2-4	.500	6-6	1.000	0	3	3	5.8	3	0	2	2	0	5	16	13.0
Lipscomb	11/27/15	*	30	0-5	.000	0-3	.000	2-4	.500	0	5	5	5.7	2	0	6	4	0	2	2	11.2
Western Carolina	11/30/15	*	25	3-12	.250	2-6	.333	2-2	1.000	2	6	8	6.0	0	0	3	3	0	2	10	11.0
USF	12/5/15	*	27	6-13	.462	2-7	.286	1-1	1.000	0	0	0	5.3	2	0	2	1	0	0	15	11.5
Drexel	12/15/15	*	28	4-8	.500	2-3	.667	3-4	.750	1	3	4	5.1	1	0	5	1	0	1	13	11.7
at Clemson	12/18/15	*	31	2-10	.200	1-6	.167	3-3	1.000	3	6	9	5.5	2	0	3	2	1	0	8	11.3
vs. St. John's	12/22/15	*	32	2-5	.400	1-3	.333	5-6	.833	1	3	4	5.4	2	0	4	2	0	0	10	11.2
Francis Marion	12/30/15	*	22	2-5	.400	1-4	.250	2-2	1.000	1	2	3	5.2	2	0	4	2	0	2	7	10.8
Memphis	1/2/16	*	36	4-8	.500	1-3	.333	9-14	.643	1	5	6	5.2	3	0	2	3	2	3	18	11.4
at Auburn	1/5/16	*	36	6-10	.600	5-8	.625	5-6	.833	0	2	2	5.0	1	0	7	3	0	3	22	12.1
Vanderbilt	1/9/16	*	35	6-14	.429	0-3	.000	7-9	.778	2	6	8	5.2	2	0	2	1	0	1	19	12.6
at Alabama	1/13/16	*	31	1-6	.167	0-3	.000	0-0	.000	1	1	2	5.0	1	0	0	3	1	1	2	11.9
Missouri	1/16/16	*	32	7-13	.538	2-6	.333	6-7	.857	1	4	5	5.0	2	0	4	2	1	3	22	12.5
at Ole Miss	1/19/16	*	41	1-15	.067	0-3	.000	3-8	.375	0	2	2	4.8	3	0	6	3	0	1	5	12.1
at Tennessee	1/23/16	*	31	1-8	.125	0-3	.000	0-2	.000	0	0	0	4.6	1	0	4	5	0	0	2	11.6
Mississippi State	1/26/16	*	24	4-9	.444	1-1	1.000	6-6	1.000	1	3	4	4.6	3	0	2	3	1	1	15	11.8
Alabama	1/30/16	*	37	4-9	.444	2-3	.667	4-4	1.000	4	3	7	4.7	3	0	0	4	1	0	14	11.9
at Georgia	2/2/16	*	37	5-15	.333	2-8	.250	6-6	1.000	3	8	11	5.0	1	0	1	1	2	1	18	12.1
Texas A&M	2/6/16	*	39	9-20	.450	4-8	.500	3-4	.750	3	3	6	5.0	0	0	9	1	0	3	25	12.7
LSU	2/10/16	*	36	6-15	.400	1-5	.200	11-14	.786	1	5	6	5.0	1	0	5	3	1	1	24	13.2
Kentucky	2/13/16	*	31	3-10	.300	0-3	.000	1-2	.500	0	2	2	4.9	2	0	3	6	1	1	7	12.9
at Missouri	2/16/16	*	38	2-11	.181	1-5	.200	4-4	1.000	0	2	2	4.8	2	0	5	1	0	2	9	12.8
Florida	2/20/16	*	44	5-15	.333	1-2	.500	6-6	1.000	3	0	3	4.7	3	0	2	3	0	1	17	12.9
Tennessee	2/24/16	*	32	2-4	.500	1-2	.500	2-2	1.000	0	4	4	4.7	1	0	6	0	0	2	7	12.7
at Mississippi State	2/27/16	*	35	5-11	.454	2-3	.667	0-1	.000	3	4	7	4.8	3	0	2	3	0	4	12	12.7
Georgia	3/3/16	*	39	7-17	.411	1-4	.250	1-2	.500	1	3	4	4.7	2	0	7	1	1	0	16	12.8
at Arkansas	3/5/16	*																			

CAREER STATISTICS

Season	GP-GS	Min	Avg	FG	FGA	Pct	3FG	3FGA	Pct	FT	FTA	Pct	Off	Def	Tot	Avg	PF	FO	Ast	TO	Blk	Stl	Pts	Avg
2013-14	34-34	1007	29.6	143	370	.386	37	100	.370	131	178	.736	48	91	139	4.1	100	2	101	106	21	40	454	13.4
2014-15	33-33	1011	30.6	114	335	.340	38	142	.268	101	141	.716	50	111	161	4.9	83	3	73	71	11	43	367	11.1
2015-16	30-30	986	32.9	115	320	.359	37	119	.311	117	151	.775	37	105	142	4.7	55	0	113	68	12	45	384	12.8
Totals	97-97	3004	31.0	372	1025	.363	112	361	.310	349	470	.743	135	307	442	4.6	238	5	287	245	44	128	1205	12.4

CAREER SEC STATISTICS

Season	GP-GS	Min	Avg	FG	FGA	Pct	3FG	3FGA	Pct	FT	FTA	Pct	Off	Def	Tot	Avg	PF	FO	Ast	TO	Blk	Stl	Pts	Avg
2014	18-18	597	33.2	90	229	.393	21	60	.350	79	105	.752	29	56	85	4.7	55	2	72	75	13	21	280	15.6
2015	18-18	578	32.1	55	180	.306	23	83	.277	58	76	.763	24	52	76	4.2	47	2	39	44	3	19	191	10.6
2016	17-17	598	35.2	74	202	.366	23	70	.329	65	83	.783	23	51	74	4.4	31	0	65	42	9	25	236	13.9
Totals	53-53	1773	33.5	219	611	.358	67	213	.315	202	264	.765	76	159	235	4.4	133	4	176	161	25	65	707	13.3



#1 MARCUS STROMAN

SOPHOMORE | GUARD | 6'2" | 185 | 1 LETTER

COLUMBIA, S.C./KEENAN

SEASON NOTABLES

- Returns as team's top assist maker after posting 3.1 per game as a freshman last season
- Dished a team-high five assists and collected three steals in exhibition vs. Allen
- Scored five points, with three rebounds and two assists in 17 minutes off the bench vs. Norfolk State
- Scored season high seven points in win vs. DePaul
- DNP vs. Lipscomb due to an outside left quad strain
- Picked four steals in a win over Western Carolina, a new career high
- Pulled down a season-high five rebounds against Drexel
- Attempted a career-high eight free throws against Memphis, converting five
- Matched his career-high with 10 points at Auburn, hitting all eight of his free throws for another career high
- Gave the offense a boost off the bench with seven points, three assists and no turnovers against Vanderbilt
- DNP vs. Missouri due to concussion related symptoms
- Returned to action at Ole Miss, playing 15 minutes in the win
- Commanded the offense in the second half of the team's win over Miss. State, finishing with three assists
- Pulled down a season-high six rebounds in the win over Alabama

STROMAN'S CAREER HIGHS

Points

Career 10, 3x, at Auburn (Jan. 5, 2016)
Season 10, at Auburn (Jan. 5, 2016)

Field Goals

Career 4, vs. Akron (Nov. 23, 2014)
Season 2, 3x, last vs. Florida (Feb. 20, 2016)

Field Goal Attempts

Career 9, at Arkansas (Feb. 3, 2015)
Season 6, vs. DePaul (Nov. 20, 2015)

3-Point Field Goals

Career 1, 4x last, vs. Vanderbilt (Jan. 9, 2016)
Season 1, 3x, last vs. Vanderbilt (Jan. 9, 2016)

3-Point Field Goal Attempts

Career 3, 3x, last vs. DePaul (Nov. 20, 2015)
Season 3, vs. DePaul (Nov. 20, 2015)

Free Throws

Career 8, at Auburn (Jan. 5, 2016)
Season 8, at Auburn (Jan. 5, 2016)

Free Throw Attempts

Career 8, twice, last at Auburn (Jan. 5, 2016)
Season 8, twice, last at Auburn (Jan. 5, 2016)

Rebounds

Career 8, vs. Oklahoma St. (Dec. 6, 2014)
Season 6, vs. Alabama (Jan. 30, 2016)

Assists

Career 8, vs. Coker (Dec. 21, 2014)
Season 3, 3x, last vs. Vanderbilt (Jan. 9, 2016)

Blocks

Career 1, 7x, last vs. Vanderbilt (Jan. 9, 2016)
Season 1, 4x, last vs. Vanderbilt (Jan. 9, 2016)

Steals

Career 4, vs. Western Carolina (Nov. 30, 2015)
Season 4, vs. Western Carolina (Nov. 30, 2015)

Minutes Played

Career 29, vs. Florida (Jan. 7, 2015)
Season 23, vs. Vanderbilt (Jan. 9, 2016)

2015-16

Opponent	Date	GS	Min	FG-FGA	Pct	3FG-FGA	Pct	FT-FTA	Pct	Off	Def	Tot	Avg	PF	FO	A	TO	Blk	Stl	Pts	Avg
Norfolk State	11/14/15		17	1-1	1.000	1-1	1.000	2-4	.500	1	2	3	3.0	0	0	2	2	0	0	5	5.0
Oral Roberts	11/16/15		22	0-3	.000	0-1	.000	0-0	.000	1	0	1	2.0	1	0	1	0	0	0	0	2.5
vs. DePaul	11/20/15		18	2-6	.333	1-3	.333	2-2	1.000	0	3	3	2.3	2	0	0	1	0	0	7	4.0
vs. Hofstra	11/22/15		15	0-1	.000	0-0	.000	0-0	.000	1	0	1	2.0	4	0	2	0	0	1	0	3.0
vs. Tulsa	11/23/15		19	1-1	1.000	0-0	.000	0-2	.000	0	2	2	2.0	1	0	1	3	0	0	2	2.8
Lipscomb	11/27/15		-	-	-	-	-	-	-	DNP - Quad Injury											
Western Carolina	11/30/15		21	0-2	.000	0-0	.000	1-2	.500	0	3	3	2.2	0	0	3	3	1	4	1	2.5
USF	12/5/15		10	1-1	1.000	0-0	.000	0-0	.000	1	2	3	2.3	0	0	3	1	1	0	2	2.4
Drexel	12/15/15		16	0-1	.000	0-0	.000	2-4	.500	1	4	5	2.6	1	0	2	2	1	0	2	2.4
at Clemson	12/18/15		10	0-1	.000	0-0	.000	0-0	.000	0	1	1	2.4	0	0	2	0	0	1	0	2.1
vs. St. John's	12/22/15		16	0-2	.000	0-0	.000	2-2	1.000	1	0	1	2.3	2	0	2	0	0	1	2	2.1
Francis Marion	12/30/15		12	0-0	.000	0-0	.000	2-2	1.000	0	2	2	2.3	0	0	0	2	0	0	2	2.1
Memphis	1/2/16		19	0-1	.000	0-0	.000	5-8	.625	0	2	2	2.3	3	0	2	0	0	2	5	2.3
at Auburn	1/5/16		21	1-1	1.000	0-0	.000	8-8	1.000	1	1	2	2.2	2	0	0	1	0	1	10	2.9
Vanderbilt	1/9/16		23	2-5	.400	1-1	1.000	2-4	.500	0	2	2	2.2	3	0	3	0	1	0	7	3.2
at Alabama	1/13/16		16	0-2	.000	0-0	.000	0-0	.000	0	1	1	2.1	2	0	0	0	0	1	0	3.0
Missouri	1/16/16		-	-	-	-	-	-	-	DNP - Concussion-related symptoms											
at Ole Miss	1/19/16		15	0-1	.000	0-0	.000	0-0	.000	0	1	1	2.1	4	0	2	1	0	2	0	2.8
at Tennessee	1/23/16		12	0-1	.000	0-0	.000	0-0	.000	1	0	1	2.0	1	0	0	3	0	0	0	2.6
Mississippi State	1/26/16		22	1-3	.333	0-0	.000	0-2	.000	2	0	2	2.0	2	0	3	2	0	0	2	2.6
Alabama	1/30/16		18	0-4	.000	0-0	.000	1-2	.500	1	5	6	2.2	1	0	1	0	1	0	2	2.5
at Georgia	2/2/16		6	0-1	.000	0-0	.000	0-0	.000	0	1	1	2.2	0	0	0	0	0	0	0	2.4
Texas A&M	2/6/16		6	0-0	.000	0-0	.000	0-0	.000	0	0	0	2.0	3	0	2	1	0	0	0	2.3
LSU	2/10/16		12	0-0	.000	0-0	.000	3-4	.750	0	3	3	2.1	0	0	1	0	0	0	3	2.3
Kentucky	2/13/16		9	0-1	.000	0-0	.000	0-0	.000	0	1	1	2.0	3	0	0	2	0	0	0	2.2
at Missouri	2/16/16		2	0-0	.000	0-0	.000	0-0	.000	0	0	0	2.0	1	0	1	1	0	0	0	2.1
Florida	2/20/16		19	2-2	1.000	0-0	.000	0-2	.000	0	3	3	2.0	2	0	0	1	0	0	4	2.2
Tennessee	2/24/16		-	-	-	-	-	-	-	DNP - flu like symptoms											
at Mississippi State	2/27/16		5	0-3	.000	0-0	.000	2-2	1.000	0	1	1	2.0	2	0	1	0	0	0	2	2.2
Georgia	3/3/16		4	0-0	.000	0-0	.000	1-2	.500	0	0	0	1.9	0	0	0	0	0	0	1	2.1
at Arkansas	3/5/16		-	-	-	-	-	-	-	-	-	-	-	-	-	-	-	-	-	-	-

CAREER STATISTICS

Season	GP-GS	Min	Avg	FG	FGA	Pct	3FG	3FGA	Pct	FT	FTA	Pct	Off	Def	Tot	Avg	PF	FO	Ast	TO	Blk	Stl	Pts	Avg
2014-15	28-0	573	20.5	39	104	.375	2	18	.111	41	63	.651	16	57	73	2.6	61	0	87	57	4	22	121	4.3
2015-16	27-0	385	14.3	11	44	.250	3	6	.500	33	50	.660	11	40	51	2.0	40	0	33	28	4	15	57	2.2
Totals	55-0	958	17.4	50	148	.338	5	24	.208	74	113	.655	27	97	124	2.3	101	0	120	85	8	37	178	3.3

CAREER SEC STATISTICS

Season	GP-GS	Min	Avg	FG	FGA	Pct	3FG	3FGA	Pct	FT	FTA	Pct	Off	Def	Tot	Avg	PF	FO	Ast	TO	Blk	Stl	Pts	Avg
2015	13-0	253	19.5	16	49	.327	1	11	.091	16	25	.640	5	17	22	1.7	31	0	34	24	2	10	49	3.8
2016	15-0	190	12.7	6	24	.250	1	11	.091	17	26	.654	5	19	24	1.6	26	0	13	13	1	6	29	2.0
Totals	28-0	439	15.8	22	73	.301	2	12	.167	33	51	.647	10	36	46	1.6	57	0	47	37	3	16	78	2.8



#5 TEMARCUS BLANTON

R-FRESHMAN | GUARD | 6'5" | 215 | HS

LOCUST GROVE, GA./LUELLA

SEASON NOTABLES

- Returns after suffering a season-ending hip injury which required surgery during the 2014-15 preseason
- Scored seven points in just six minutes in exhibition vs. Allen
- Played seven minutes against Western Carolina, recording his first two career field goal attempts and a steal
- Scored his first career points in the win over USE, playing six minutes against the Bulls
- Hit both attempts from 3 against Drexel, his first made field goals at Carolina
- Saw action in home win vs. Tennessee, scoring two points

BLANTON'S SEASON HIGHS

Points

6, vs. Drexel (Dec. 15, 2015)

Field Goals

2, vs. Drexel (Dec. 15, 2015)

Field Goal Attempts

2, 3x, last vs. Francis Marion (Dec. 30, 2015)

3-Point Field Goals

2, vs. Drexel (Dec. 15, 2015)

3-Point Field Goal Attempts

2, vs. Drexel (Dec. 15, 2015)

Free Throws

2, twice, last vs. Francis Marion (Dec. 30, 2015)

Free Throw Attempts

2, twice, last vs. Francis Marion (Dec. 30, 2015)

Rebounds

3, vs. Francis Marion (Dec. 30, 2015)

Assists

1, twice, last vs. Western Carolina (Nov. 30, 2015)

Blocks

-

Steals

1, twice, last vs. USEF (Dec. 5, 2015)

Minutes Played

7, vs. Western Carolina (Nov. 30, 2015)

2015-16

Opponent	Date	GS	Min	FG-FGA	Pct	3FG-FGA	Pct	FF-FTA	Pct	Off	Def	Tot	Avg	PF	FO	A	TO	Blk	Stl	Pts	Avg
Norfolk State	11/14/15	1	0-0	.000	0-0	.000	0-0	.000	0	0	0	0.0	1	0	1	0	0	0	0	0	0.0
Oral Roberts	11/16/15	1	0-0	.000	0-0	.000	0-0	.000	0	0	0	0.0	1	0	0	0	0	0	0	0	0.0
vs. DePaul	11/20/15	-	-	-	-	-	-	-	-	-	-	-	-	-	-	-	-	-	-	-	-
vs. Hofstra	11/22/15	-	-	-	-	-	-	-	-	-	-	-	-	-	-	-	-	-	-	-	-
vs. Tulsa	11/23/15	-	-	-	-	-	-	-	-	-	-	-	-	-	-	-	-	-	-	-	-
Lipscomb	11/27/15	5	0-0	.000	0-0	.000	0-0	.000	0	0	0	0.0	1	0	0	1	0	0	0	0	0.0
Western Carolina	11/30/15	7	0-2	.000	0-0	.000	0-0	.000	0	0	0	0.0	0	0	1	0	0	1	0	0	0.0
USEF	12/5/15	6	0-1	.000	0-0	.000	2-2	1.000	0	1	1	0.2	0	0	0	0	0	0	1	2	0.4
Drexel	12/15/15	3	2-2	1.000	2-2	1.000	0-0	.000	0	1	1	0.3	0	0	0	0	0	0	0	6	1.3
at Clemson	12/18/15	-	-	-	-	-	-	-	-	-	-	-	-	-	-	-	-	-	-	-	-
vs. St. John's	12/22/15	-	-	-	-	-	-	-	-	-	-	-	-	-	-	-	-	-	-	-	-
Francis Marion	12/30/15	6	0-2	.000	0-1	.000	2-2	1.000	2	1	3	0.7	1	0	0	0	0	0	0	2	1.4
Memphis	1/2/16	-	-	-	-	-	-	-	-	-	-	-	-	-	-	-	-	-	-	-	-
at Auburn	1/5/16	-	-	-	-	-	-	-	-	-	-	-	-	-	-	-	-	-	-	-	-
Vanderbilt	1/9/16	-	-	-	-	-	-	-	-	-	-	-	-	-	-	-	-	-	-	-	-
at Alabama	1/13/16	-	-	-	-	-	-	-	-	-	-	-	-	-	-	-	-	-	-	-	-
Missouri	1/16/16	-	-	-	-	-	-	-	-	-	-	-	-	-	-	-	-	-	-	-	-
at Ole Miss	1/19/16	-	-	-	-	-	-	-	-	-	-	-	-	-	-	-	-	-	-	-	-
at Tennessee	1/23/16	-	-	-	-	-	-	-	-	-	-	-	-	-	-	-	-	-	-	-	-
Mississippi State	1/26/16	-	-	-	-	-	-	-	-	-	-	-	-	-	-	-	-	-	-	-	-
Alabama	1/30/16	-	-	-	-	-	-	-	-	-	-	-	-	-	-	-	-	-	-	-	-
at Georgia	2/2/16	-	-	-	-	-	-	-	-	-	-	-	-	-	-	-	-	-	-	-	-
Texas A&M	2/6/16	-	-	-	-	-	-	-	-	-	-	-	-	-	-	-	-	-	-	-	-
LSU	2/10/16	-	-	-	-	-	-	-	-	-	-	-	-	-	-	-	-	-	-	-	-
Kentucky	2/13/16	-	-	-	-	-	-	-	-	-	-	-	-	-	-	-	-	-	-	-	-
at Missouri	2/16/16	-	-	-	-	-	-	-	-	-	-	-	-	-	-	-	-	-	-	-	-
Florida	2/20/16	-	-	-	-	-	-	-	-	-	-	-	-	-	-	-	-	-	-	-	-
Tennessee	2/24/16	3	1-1	1.000	0-0	.000	0-0	.000	0	0	0	0.6	0	0	0	0	0	0	0	2	1.5
at Mississippi State	2/27/16	-	-	-	-	-	-	-	-	-	-	-	-	-	-	-	-	-	-	-	-
Georgia	3/3/16	-	-	-	-	-	-	-	-	-	-	-	-	-	-	-	-	-	-	-	-
at Arkansas	3/5/16	-	-	-	-	-	-	-	-	-	-	-	-	-	-	-	-	-	-	-	-

CAREER STATISTICS

Season	GP-GS	Min	Avg	FG	FGA	Pct	3FG	3FGA	Pct	FT	FTA	Pct	Off	Def	Tot	Avg	PF	FO	Ast	TO	Blk	Stl	Pts	Avg
2015-16	8-0	32	4.0	3	8	.375	2	4	.500	4	4	1.000	2	3	5	0.6	4	0	2	1	0	2	12	1.5

CAREER SEC STATISTICS

Season	GP-GS	Min	Avg	FG	FGA	Pct	3FG	3FGA	Pct	FT	FTA	Pct	Off	Def	Tot	Avg	PF	FO	Ast	TO	Blk	Stl	Pts	Avg
2016	1-0	3	3.0	1	1	1.000	0	0	.000	0	0	.000	0	0	0	0.0	0	0	0	0	0	0	2	2.0



#23 ERIC COBB

FRESHMAN | FORWARD | 6'9" | 296 | HS

JACKSONVILLE, FLA./ST. FRANCIS ACADEMY (BALTIMORE)

SEASON NOTABLES

- Noted as a true post player who has the ability to play with his back to the basket
- 4-star prospect by several outlets
- Led the team with 14 rebounds, while adding eight points in exhibition vs. Allen
- Saw action vs. Norfolk State, scored two points
- Earned extended playing time with an efficient day against Oral Roberts, with six points and three rebounds in 12 minutes
- Saw action vs. DePaul, collecting three rebounds
- Hit a pair of field goals in a win over Western Carolina
- Pulled down a season-best four rebounds against Drexel
- Provided a big boost off the bench vs. Clemson, with four points and a new season-high of five rebounds
- Played a season-high 16 minutes with seven rebounds against Francis Marion
- Hit his first career free throw against Alabama, attempting four despite just one minute of playing time

COBB'S SEASON HIGHS

Points

6, vs. Oral Roberts (Nov. 16, 2015)

Field Goals

3, vs. Oral Roberts (Nov. 16, 2015)

Field Goal Attempts

4, vs. Western Carolina (Nov. 30, 2015)

3-Point Field Goals

-

3-Point Field Goal Attempts

-

Free Throws

1, vs. Alabama (Jan. 30, 2016)

Free Throw Attempts

4, vs. Alabama (Jan. 30, 2016)

Rebounds

7, vs. Francis Marion (Dec. 30, 2015)

Assists

2, vs. Francis Marion (Dec. 30, 2015)

Blocks

1, 3x, last vs. Tennessee (Feb. 24, 2016)

Steals

1, vs. Norfolk State (Nov. 14, 2015)

Minutes Played

16, vs. Francis Marion (Dec. 30, 2015)

2015-16

Opponent	Date	GS	Min	FG-FGA	Pct	3FG-FGA	Pct	FF-FTA	Pct	Off	Def	Tot	Avg	PF	FO	A	TO	Blk	Stl	Pts	Avg
Norfolk State	11/14/15	8	1-1	1.000	0-0	.000	0-1	.000	0	1	1	1.0	2	0	0	1	0	1	2	2.0	
Oral Roberts	11/16/15	12	3-3	1.000	0-0	.000	0-0	.000	2	1	3	2.0	1	0	0	1	0	0	8	5.0	
vs. DePaul	11/20/15	11	0-0	.000	0-0	.000	0-0	.000	0	3	3	2.3	0	0	0	0	0	0	0	2.7	
vs. Hofstra	11/22/15	4	1-2	.500	0-0	.000	0-0	.000	0	0	0	1.8	1	0	0	0	0	0	2	2.5	
vs. Tulsa	11/23/15	9	1-2	.500	0-0	.000	0-0	.000	0	3	3	2.0	4	0	0	2	0	0	2	2.4	
Lipscomb	11/27/15	2	0-0	.000	0-0	.000	0-0	.000	0	1	1	1.8	0	0	0	0	0	0	0	2.0	
Western Carolina	11/30/15	10	2-4	.500	0-0	.000	0-2	.000	1	0	1	1.7	0	0	0	1	0	0	4	2.3	
USF	12/5/15	8	0-0	.000	0-0	.000	0-0	.000	0	1	1	1.6	1	0	1	1	0	0	0	2.0	
Drexel	12/15/15	12	0-1	.000	0-0	.000	0-0	.000	0	4	4	1.9	2	0	0	1	1	0	0	1.8	
at Clemson	12/18/15	11	2-2	1.000	0-0	.000	0-0	.000	2	3	5	2.2	2	0	0	1	0	0	4	1.9	
vs. St. John's	12/22/15	6	0-0	.000	0-0	.000	0-0	.000	1	2	3	2.3	2	0	0	1	0	0	0	1.8	
Francis Marion	12/30/15	16	1-1	1.000	0-0	.000	0-7	.000	4	3	7	2.7	0	0	0	2	2	1	0	2	1.8
Memphis	1/2/16	3	0-0	.000	0-0	.000	0-0	.000	0	0	0	2.5	2	0	0	0	0	0	0	1.7	
at Auburn	1/5/16	-	-	-	-	-	-	-	-	-	-	-	-	-	-	-	-	-	-	-	
Vanderbilt	1/9/16	4	0-0	.000	0-0	.000	0-0	.000	0	3	3	2.5	0	0	0	0	0	0	0	1.6	
at Alabama	1/13/16	3	1-2	.500	0-0	.000	0-0	.000	1	1	2	2.5	0	0	0	0	0	0	2	1.6	
Missouri	1/16/16	2	0-0	.000	0-0	.000	0-0	.000	0	0	0	2.3	0	0	0	1	0	0	0	1.5	
at Ole Miss	1/19/16	-	-	-	-	-	-	-	-	-	-	-	-	-	-	-	-	-	-	-	
at Tennessee	1/23/16	2	0-1	.000	0-0	.000	0-0	.000	1	1	2	2.3	0	0	0	0	0	0	0	1.4	
Mississippi State	1/26/16	4	0-0	.000	0-0	.000	0-4	.000	0	1	1	2.2	1	0	0	0	0	0	0	1.3	
Alabama	1/30/16	1	0-0	.000	0-0	.000	1-4	.250	1	0	1	2.2	1	0	0	0	0	0	1	1.3	
at Georgia	2/2/16	3	0-0	.000	0-0	.000	0-0	.000	0	0	0	2.1	0	0	0	0	0	0	0	1.3	
Texas A&M	2/6/16	-	-	-	-	-	-	-	-	-	-	-	-	-	-	-	-	-	-	-	
LSU	2/10/16	1	0-0	.000	0-0	.000	0-0	.000	0	0	0	2.0	0	0	0	0	0	0	0	1.2	
Kentucky	2/13/16	-	-	-	-	-	-	-	-	-	-	-	-	-	-	-	-	-	-	-	
at Missouri	2/16/16	5	0-0	.000	0-0	.000	0-0	.000	0	1	1	1.9	2	0	0	0	0	0	0	1.1	
Florida	2/20/16	-	-	-	-	-	-	-	-	-	-	-	-	-	-	-	-	-	-	-	
Tennessee	2/24/16	3	1-1	1.000	0-0	.000	0-0	.000	0	0	0	1.8	1	0	0	2	1	0	2	1.2	
at Mississippi State	2/27/16	-	-	-	-	-	-	-	-	-	-	-	-	-	-	-	-	-	-	-	
Georgia	3/3/16	-	-	-	-	-	-	-	-	-	-	-	-	-	-	-	-	-	-	-	
at Arkansas	3/5/16	-	-	-	-	-	-	-	-	-	-	-	-	-	-	-	-	-	-	-	

CAREER STATISTICS

Season	GP-GS	Min	Avg	FG	FGA	Pct	3FG	3FGA	Pct	FT	FTA	Pct	Off	Def	Tot	Avg	PF	FO	Ast	TO	Blk	Stl	Pts	Avg
2015-16	23-0	140	6.1	13	20	.650	0	0	.000	1	18	.056	13	29	42	1.8	25	0	3	14	3	1	27	1.2

CAREER SEC STATISTICS

Season	GP-GS	Min	Avg	FG	FGA	Pct	3FG	3FGA	Pct	FT	FTA	Pct	Off	Def	Tot	Avg	PF	FO	Ast	TO	Blk	Stl	Pts	Avg
2016	10-0	28	2.8	2	4	.500	0	0	.000	1	8	.125	3	7	10	1.0	5	0	0	3	1	0	5	0.5



#2 RAYMOND DOBY

FRESHMAN | FORWARD | 6'6" | 233 | HS

CAHOKIA, ILL./MONTROSE CHRISTIAN SCHOOL

SEASON NOTABLES

- 3-star prospect who will provide size and athleticism in the front court
- Collected one steal and one rebound in exhibition vs. Allen
- Played four minutes against Western Carolina, recording his first career block
- Played three minutes vs. Drexel
- Scored eight points with four rebounds in just seven minutes of playing time vs. Francis Marion
- Made his SEC debut at Alabama, hitting both field goals in four minutes of action
- Played three minutes in the rematch with the Crimson Tide, attempting a pair of shots
- Stepped in a big moment of the second half against LSU, scoring five points over seven minutes
- Played a season-high 15 minutes against Kentucky, pulling down three rebounds

DOBY'S SEASON HIGHS

Points

8, vs. Francis Marion (Dec. 30, 2015)

Field Goals

2, twice, last at Alabama (Jan. 13, 2016)

Field Goal Attempts

5, vs. Francis Marion (Dec. 30, 2015)

3-Point Field Goals

-

3-Point Field Goal Attempts

-

Free Throws

4, vs. Francis Marion (Dec. 30, 2015)

Free Throw Attempts

8, vs. Francis Marion (Dec. 30, 2015)

Rebounds

4, vs. Francis Marion (Dec. 30, 2015)

Assists

1, vs. LSU (Feb. 10, 2016)

Blocks

1, vs. Western Carolina (Nov. 30, 2015)

Steals

1, 4x, last vs. Kentucky (Feb. 13, 2016)

Minutes Played

15, vs. Kentucky (Feb. 13, 2016)

2015-16

Opponent	Date	GS	Min	FG-FGA	Pct	3FG-3FGA	Pct	FT-FTA	Pct	Off	Def	Tot	Avg	PF	FO	A	TO	Blk	Stl	Pts	Avg
Norfolk State	11/14/15	-	-	-	-	-	-	-	-	-DNP - Coach's Decision-	-	-	-	-	-	-	-	-	-	-	-
Oral Roberts	11/16/15	1	0-0	.000	0-0	.000	0-0	.000	0	0	0	0.0	1	0	0	0	0	0	0	0	0.0
vs. DePaul	11/20/15	1	0-0	.000	0-0	.000	0-0	.000	0	0	0	0.0	3	0	0	0	0	0	0	0	0.0
vs. Hofstra	11/22/15	-	-	-	-	-	-	-	-	-DNP - Coach's Decision-	-	-	-	-	-	-	-	-	-	-	-
vs. Tulsa	11/23/15	-	-	-	-	-	-	-	-	-DNP - Coach's Decision-	-	-	-	-	-	-	-	-	-	-	-
Lipscomb	11/27/15	2	0-1	.000	0-0	.000	0-0	.000	0	1	1	0.3	0	0	0	0	0	0	0	0	0.0
Western Carolina	11/30/15	4	0-0	.000	0-0	.000	0-0	.000	0	0	0	0.3	0	0	0	0	1	0	0	0	0.0
USF	12/5/15	-	-	-	-	-	-	-	-	-DNP - Back Spasms-	-	-	-	-	-	-	-	-	-	-	-
Drexel	12/15/15	3	0-0	.000	0-0	.000	0-0	.000	0	0	0	0.2	0	0	0	1	0	0	0	0	0.0
at Clemson	12/18/15	-	-	-	-	-	-	-	-	-DNP - Coach's Decision-	-	-	-	-	-	-	-	-	-	-	-
vs. St. John's	12/22/15	-	-	-	-	-	-	-	-	-DNP - Coach's Decision-	-	-	-	-	-	-	-	-	-	-	-
Francis Marion	12/30/15	7	2-5	.400	0-0	.000	4-8	.500	3	1	4	0.8	0	0	0	0	0	0	0	8	1.3
Memphis	1/2/16	-	-	-	-	-	-	-	-	-DNP - Coach's Decision-	-	-	-	-	-	-	-	-	-	-	-
at Auburn	1/5/16	-	-	-	-	-	-	-	-	-DNP - Coach's Decision-	-	-	-	-	-	-	-	-	-	-	-
Vanderbilt	1/9/16	-	-	-	-	-	-	-	-	-DNP - Coach's Decision-	-	-	-	-	-	-	-	-	-	-	-
at Alabama	1/13/16	4	2-2	1.000	0-0	.000	0-0	.000	0	0	0	0.7	0	0	0	0	0	0	0	4	1.7
Missouri	1/16/16	-	-	-	-	-	-	-	-	-DNP - Coach's Decision-	-	-	-	-	-	-	-	-	-	-	-
at Ole Miss	1/19/16	-	-	-	-	-	-	-	-	-DNP - Coach's Decision-	-	-	-	-	-	-	-	-	-	-	-
at Tennessee	1/23/16	-	-	-	-	-	-	-	-	-DNP - Coach's Decision-	-	-	-	-	-	-	-	-	-	-	-
Mississippi State	1/26/16	-	-	-	-	-	-	-	-	-DNP - Coach's Decision-	-	-	-	-	-	-	-	-	-	-	-
Alabama	1/30/16	3	0-2	.000	0-0	.000	0-0	.000	0	0	0	0.6	1	0	0	0	0	0	1	0	1.5
at Georgia	2/2/16	6	0-0	.000	0-0	.000	0-0	.000	0	0	0	0.6	1	0	0	0	0	0	1	0	1.3
Texas A&M	2/6/16	-	-	-	-	-	-	-	-	-DNP - Coach's Decision-	-	-	-	-	-	-	-	-	-	-	-
LSU	2/10/16	7	1-2	.500	0-0	.000	3-3	1.000	0	0	0	0.5	1	0	1	1	0	0	1	5	1.7
Kentucky	2/13/16	15	1-3	.333	0-0	.000	0-0	.000	1	2	3	0.7	0	0	0	0	0	0	1	2	1.7
at Missouri	2/16/16	8	0-3	.000	0-0	.000	0-2	.000	1	0	1	0.8	0	0	0	0	0	0	0	0	1.6
Florida	2/20/16	-	-	-	-	-	-	-	-	-DNP - Coach's Decision-	-	-	-	-	-	-	-	-	-	-	-
Tennessee	2/24/16	-	-	-	-	-	-	-	-	-DNP - flu like symptoms	-	-	-	-	-	-	-	-	-	-	-
at Mississippi State	2/27/16	-	-	-	-	-	-	-	-	-DNP - Coach's Decision-	-	-	-	-	-	-	-	-	-	-	-
Georgia	3/3/16	-	-	-	-	-	-	-	-	-DNP - Coach's Decision-	-	-	-	-	-	-	-	-	-	-	-
at Arkansas	3/5/16	-	-	-	-	-	-	-	-	-	-	-	-	-	-	-	-	-	-	-	-

CAREER STATISTICS

Season	GP-GS	Min	Avg	FG	FGA	Pct	3FG	3FGA	Pct	FT	FTA	Pct	Off	Def	Tot	Avg	PF	FO	Ast	TO	Blk	Stl	Pts	Avg
2015-16	12-0	61	5.1	6	18	.333	0	0	.000	7	13	.538	4	5	9	0.8	7	0	1	3	1	4	19	1.6

CAREER SEC STATISTICS

Season	GP-GS	Min	Avg	FG	FGA	Pct	3FG	3FGA	Pct	FT	FTA	Pct	Off	Def	Tot	Avg	PF	FO	Ast	TO	Blk	Stl	Pts	Avg
2016	6-0	43	7.2	4	12	.333	0	0	.000	3	6	.500	1	3	4	0.7	3	0	1	1	0	4	11	1.8



#15 PJ DOZIER

FRESHMAN | GUARD | 6'6" | 200 | HS

COLUMBIA, S.C./SPRING VALLEY

SEASON NOTABLES

- Highly-touted recruit and noted as one of the top point guards in the nation in his class
- Rated as the No. 19 overall prospect by ESPN.com
- 2015 McDonald's All-American and 2014-15 Gatorade Player of the Year in the State of South Carolina
- Dished four assists with two steals, seven points and seven rebounds in exhibition vs. Allen
- Earned the start in first-career game vs. Norfolk State, scored seven points with three assists, four rebounds and three steals in 21 minutes
- Seven points, with two rebounds and two steals in win vs. DePaul
- Best game of the season to date with 12 points and nine rebounds in 26 minutes vs. Hofstra
- Eight points with four assists in Paradise Jam Championship vs. Tulsa
- Scored 11 points and dished a season high five assists with six rebounds and a pair of steals vs. Lipscomb
- Picked up four steals to go with 12 points in 26 minutes against USF
- Led the team with 16 points, ten coming from the free throw line, in 24 minutes of action vs. Drexel
- Had his most efficient night of shooting as a Gamecock, scoring 13 points on 5-of-8 shooting vs. Clemson
- Double figures for first time since Clemson with 11 in win vs. Missouri, also added 7 rebounds
- Three assists with four points in loss at Georgia
- Enjoyed one of his best SEC games, scoring nine points with four assists and four rebounds at Texas A&M
- Set a new personal best for points in SEC play after scoring 12 against LSU; 10 came in the second half
- Scored 12 points in 26 minutes on the road at Missouri
- Dished six assists and scored four points in home win vs. Tennessee
- Four assists in loss at Mississippi State

DOZIER'S SEASON HIGHS

Points

16, vs. Drexel (Dec. 15, 2015)

Field Goals

5, 4x, last vs. LSU (Feb. 10, 2016)

Field Goal Attempts

12, vs. USF (Dec. 5, 2015)

3-Point Field Goals

2, vs. Hofstra (Nov. 22, 2015)

3-Point Field Goal Attempts

4, twice, last vs. Francis Marion (Dec. 30, 2015)

Free Throws

10, vs. Drexel (Dec. 15, 2015)

Free Throw Attempts

16, vs. Drexel (Dec. 15, 2015)

Rebounds

9, vs. Hofstra (Nov. 22, 2015)

Assists

5, twice, last at Auburn (Jan. 5, 2016)

Blocks

2, vs. Oral Roberts (Nov. 16, 2015)

Steals

5, vs. Francis Marion (Dec. 30, 2015)

Minutes Played

27, at Clemson (Dec. 18, 2015)

2015-16

Opponent	Date	GS	Min	FG-FGA	Pct	3FG-3FGA	Pct	FT-FTA	Pct	Off	Def	Tot	Avg	PF	FO	A	TO	Blk	Stl	Pts	Avg
Norfolk State	11/14/15	*	21	3-7	.428	1-2	.500	0-2	.000	1	3	4	4.0	3	0	3	1	0	3	7	7.0
Oral Roberts	11/16/15	*	12	0-3	.000	0-1	.000	0-0	.000	0	2	2	3.0	2	0	2	1	2	1	0	3.5
vs. DePaul	11/20/15	*	14	3-6	.500	0-0	.000	1-2	.500	1	1	2	2.7	2	0	0	2	0	2	7	4.7
vs. Hofstra	11/22/15	*	26	5-10	.500	2-2	1.000	0-1	.000	4	5	9	4.3	3	0	2	3	0	0	12	6.5
vs. Tulsa	11/23/15	*	17	3-6	.500	2-4	.500	0-0	.000	0	4	4	4.2	4	0	4	2	1	0	8	6.8
Lipscomb	11/27/15	*	23	5-11	.454	1-3	.333	0-2	.000	2	4	6	4.5	2	0	5	4	1	2	11	7.5
Western Carolina	11/30/15	*	12	0-3	.000	0-1	.000	0-0	.000	1	2	3	4.3	3	0	0	2	0	0	0	6.4
USF	12/5/15	*	26	4-12	.333	0-1	.000	4-6	.667	0	1	1	3.9	2	0	2	2	1	4	12	7.1
Drexel	12/15/15	*	24	3-6	.500	0-0	.000	10-16	.625	0	4	4	3.9	0	0	3	1	0	0	16	8.1
at Clemson	12/18/15	*	27	5-8	.625	1-1	1.000	2-3	.667	1	5	6	4.1	2	0	1	2	0	1	13	8.6
vs. St. John's	12/22/15	*	24	3-11	.273	0-1	.000	0-0	.000	0	3	3	4.0	2	0	1	3	1	2	6	8.4
Francis Marion	12/30/15	*	22	3-8	.375	0-4	.000	0-0	.000	0	1	1	3.8	3	0	1	2	1	5	6	8.2
Memphis	1/2/16	*	15	3-7	.429	0-1	.000	1-3	.333	0	2	2	3.6	3	0	0	2	0	0	7	8.1
at Auburn	1/5/16	*	15	2-5	.400	0-2	.000	0-0	.000	2	2	4	3.6	0	0	5	6	0	1	4	7.8
Vanderbilt	1/9/16	*	21	4-9	.444	0-0	.000	1-2	.500	0	3	3	3.6	3	0	0	3	0	0	9	7.9
at Alabama	1/13/16	*	15	0-5	.000	0-1	.000	0-0	.000	1	0	1	3.4	5	1	0	4	0	0	0	7.4
Missouri	1/16/16	*	24	4-9	.444	0-1	.000	3-4	.750	2	5	7	3.6	3	0	1	4	0	1	11	7.6
at Ole Miss	1/19/16	*	19	2-7	.286	0-3	.000	2-6	.333	1	3	4	3.7	2	0	3	4	1	0	6	7.5
at Tennessee	1/23/16	*	17	2-5	.400	0-1	.000	2-2	1.000	0	2	2	3.6	4	0	1	3	0	1	6	7.4
Mississippi State	1/26/16	*	13	2-4	.500	0-0	.000	2-4	.500	2	0	2	3.5	4	0	3	4	1	1	6	7.4
Alabama	1/30/16	*	17	3-9	.333	0-2	.000	1-3	.333	2	3	5	3.6	4	0	2	1	0	1	7	7.3
at Georgia	2/2/16	*	24	2-8	.250	0-1	.000	0-1	.000	0	1	1	3.5	4	0	3	2	0	1	4	7.2
Texas A&M	2/6/16	*	25	4-7	.571	0-2	.000	1-2	.500	2	2	4	3.5	1	0	4	3	0	1	9	7.3
LSU	2/10/16	*	19	5-11	.454	0-2	.000	2-2	1.000	0	1	1	3.4	4	0	3	0	0	1	12	7.5
Kentucky	2/13/16	*	21	1-7	.143	0-1	.000	0-0	.000	1	2	3	3.4	4	0	0	4	1	1	2	7.2
at Missouri	2/16/16	*	26	5-14	.357	0-1	.000	2-2	1.000	2	2	4	3.4	1	0	2	2	0	2	12	7.4
Florida	2/20/16		5	0-2	.000	0-0	.000	0-0	.000	0	0	0	3.3	0	0	0	1	0	0	0	7.1
Tennessee	2/24/16		20	2-6	.333	0-2	.000	0-0	.000	0	2	2	3.2	1	0	6	2	1	0	4	7.0
at Mississippi State	2/27/16		21	2-7	.285	0-1	.000	0-0	.000	1	2	3	3.2	4	0	4	3	0	0	4	6.9
Georgia	3/3/16		6	1-2	.500	1-1	1.000	0-0	.000	0	1	1	3.1	2	0	0	4	0	1	3	6.8
at Arkansas	3/5/16																				

CAREER STATISTICS

Season	GP-GS	Min	Avg	FG	FGA	Pct	3FG	3FGA	Pct	FT	FTA	Pct	Off	Def	Tot	Avg	PF	FO	Ast	TO	Blk	Stl	Pts	Avg
2015-16	30-26	571	19.0	81	215	.377	8	42	.190	34	63	.540	26	68	94	3.1	77	1	61	77	11	32	204	6.8

CAREER SEC STATISTICS

Season	GP-GS	Min	Avg	FG	FGA	Pct	3FG	3FGA	Pct	FT	FTA	Pct	Off	Def	Tot	Avg	PF	FO	Ast	TO	Blk	Stl	Pts	Avg
2016	17-13	308	18.1	41	117	.350	1	21	.048	16	28	.571	16	31	47	2.8	46	1	37	50	4	12	99	5.8



#4 JAMALL GREGORY

FRESHMAN | GUARD | 6'2" | 202 | HS

WASHINGTON, D.C./COOLIDGE

SEASON NOTABLES

- Very athletic guard who averaged 21 points per game during his senior season of high school
- Dished three assists in exhibition win vs. Allen
- Showed off his leaping ability to score his first points as a Gamecock, adding a pair of rebounds in a win over Western Carolina
- Played three minutes vs. Drexel, hitting a free throw and passing out his first collegiate assist
- Scored six points with three rebounds and three assists against Francis Marion
- Played three minutes in the first half of the team's win over Memphis, hitting his lone field goal attempt
- Was the team's sparkplug off the bench at Alabama, scoring eight points in the second half
- Played a major role in the team's comeback at Ole Miss, playing 18 minutes and scoring four points with five rebounds, including a Sportscenter Top 10 dunk
- Played 12 minutes at Texas A&M, getting a season-high two steals and a block
- Matched his season highs in assists (with 3) playing time (18 minutes) against LSU
- Scored four points with a pair of rebounds in 12 minutes at home vs. Georgia

GREGORY'S SEASON HIGHS

Points

8, at Alabama (Jan. 13, 2016)

Field Goals

3, at Alabama (Jan. 13, 2016)

Field Goal Attempts

6, vs. Francis Marion (Dec. 30, 2015)

3-Point Field Goals

1, twice, last at Alabama (Jan. 13, 2016)

3-Point Field Goal Attempts

4, vs. Francis Marion (Dec. 30, 2015)

Free Throws

2, at Ole Miss (Jan. 19, 2016)

Free Throw Attempts

3, at Alabama (Jan. 13, 2016)

Rebounds

5, at Ole Miss (Jan. 19, 2016)

Assists

3, twice, last vs. LSU (Feb. 10, 2016)

Blocks

1, twice, last at Texas A&M (Feb. 6, 2016)

Steals

2, at Texas A&M (Feb. 6, 2016)

Minutes Played

18, twice, last vs. LSU (Feb. 10, 2016)

2015-16

Opponent	Date	GS	Min	FG-FGA	Pct	3FG-3FGA	Pct	FT-FTA	Pct	Off	Def	Tot	Avg	PF	FO	A	TO	Blk	Stl	Pts	Avg
Norfolk State	11/14/15	-	-	-	-	-	-	-	-	-	-	-	-	-	-	-	-	-	-	-	-
Oral Roberts	11/16/15	1	0-0	.000	0-0	.000	0-0	.000	0	1	1	1.0	0	0	0	0	0	0	0	0	0.0
vs. DePaul	11/20/15	1	0-0	.000	0-0	.000	0-0	.000	0	0	0	0.5	0	0	0	0	0	0	0	0	0.0
vs. Hofstra	11/22/15	-	-	-	-	-	-	-	-	-	-	-	-	-	-	-	-	-	-	-	-
vs. Tulsa	11/23/15	-	-	-	-	-	-	-	-	-	-	-	-	-	-	-	-	-	-	-	-
Lipscomb	11/27/15	2	0-0	.000	0-0	.000	0-0	.000	0	0	0	0.3	1	0	0	1	0	0	0	0	0.0
Western Carolina	11/30/15	7	1-2	.500	0-0	.000	0-0	.000	1	1	2	0.8	0	0	0	2	0	0	0	2	0.5
USF	12/5/15	-	-	-	-	-	-	-	-	-	-	-	-	-	-	-	-	-	-	-	-
Drexel	12/15/15	3	0-0	.000	0-0	.000	1-2	.500	0	1	1	0.6	0	0	1	0	0	0	1	1	0.6
at Clemson	12/18/15	-	-	-	-	-	-	-	-	-	-	-	-	-	-	-	-	-	-	-	-
vs. St. John's	12/22/15	-	-	-	-	-	-	-	-	-	-	-	-	-	-	-	-	-	-	-	-
Francis Marion	12/30/15	14	2-6	.333	1-4	.250	1-2	.500	1	2	3	1.0	1	0	3	0	0	0	1	6	1.5
Memphis	1/2/16	3	1-1	1.000	0-0	.000	0-0	.000	0	1	1	1.0	2	0	0	0	0	0	0	2	1.6
at Auburn	1/5/16	-	-	-	-	-	-	-	-	-	-	-	-	-	-	-	-	-	-	-	-
Vanderbilt	1/9/16	-	-	-	-	-	-	-	-	-	-	-	-	-	-	-	-	-	-	-	-
at Alabama	1/13/16	9	3-3	1.000	1-1	1.000	1-3	.333	0	0	0	0.9	2	0	1	0	0	0	0	8	2.4
Missouri	1/16/16	-	-	-	-	-	-	-	-	-	-	-	-	-	-	-	-	-	-	-	-
at Ole Miss	1/19/16	18	1-1	1.000	0-0	.000	2-2	1.000	0	5	5	1.3	4	0	2	0	0	0	0	4	2.6
at Tennessee	1/23/16	7	1-1	1.000	0-0	.000	0-0	.000	1	0	1	1.3	3	0	0	0	0	0	1	0	2.5
Mississippi State	1/26/16	-	-	-	-	-	-	-	-	-	-	-	-	-	-	-	-	-	-	-	-
Alabama	1/30/16	-	-	-	-	-	-	-	-	-	-	-	-	-	-	-	-	-	-	-	-
at Georgia	2/2/16	3	0-0	.000	0-0	.000	0-0	.000	0	1	1	1.3	0	0	0	0	1	0	0	0	2.3
Texas A&M	2/6/16	12	0-1	.000	0-0	.000	0-0	.000	0	0	0	1.1	3	0	1	2	1	2	0	0	2.1
LSU	2/10/16	18	1-2	.500	0-0	.000	0-0	.000	1	1	2	1.2	1	0	3	1	0	1	2	2	2.1
Kentucky	2/13/16	1	0-0	.000	0-0	.000	0-0	.000	0	0	0	1.1	1	0	0	0	0	0	0	0	1.9
at Missouri	2/16/16	9	1-2	.500	0-0	.000	1-2	.500	0	1	1	1.1	1	0	0	1	0	0	0	3	2.0
Florida	2/20/16	3	0-0	.000	0-0	.000	0-0	.000	0	0	0	1.0	0	0	0	0	0	0	0	0	1.9
Tennessee	2/24/16	5	0-2	.000	0-1	.000	0-0	.000	0	0	0	0.9	0	0	1	0	0	0	0	0	1.8
at Mississippi State	2/27/16	3	0-1	.000	0-0	.000	0-0	.000	0	0	0	0.9	2	0	0	1	0	0	0	0	1.7
Georgia	3/3/16	12	1-2	.500	0-0	.000	2-2	1.000	0	2	2	0.9	3	0	0	0	0	0	0	4	1.8
at Arkansas	3/5/16	-	-	-	-	-	-	-	-	-	-	-	-	-	-	-	-	-	-	-	-

CAREER STATISTICS

Season	GP-GS	Min	Avg	FG	FGA	Pct	3FG	3FGA	Pct	FT	FTA	Pct	Off	Def	Tot	Avg	PF	FO	Ast	TO	Blk	Stl	Pts	Avg
2015-16	19-0	131	6.9	12	24	.500	2	6	.333	8	13	.615	4	14	18	0.9	23	0	12	8	2	6	34	1.8

CAREER SEC STATISTICS

Season	GP-GS	Min	Avg	FG	FGA	Pct	3FG	3FGA	Pct	FT	FTA	Pct	Off	Def	Tot	Avg	PF	FO	Ast	TO	Blk	Stl	Pts	Avg
2016	12-0	100	8.3	8	15	.533	1	2	.500	6	9	.667	2	9	11	0.9	20	0	8	6	2	4	23	1.9



#31 JARRELL HOLLIMAN

R-SOPHOMORE | FORWARD | 6'7" | 200 | HS

ALPHARETTA, GA./ALPHARETTA/ELMHURST COLLEGE

SEASON NOTABLES

- Walk-on transfer from Elmhurst College
- Saw action in two games at Elmhurst
- Scored two points and collected one steal in exhibition vs. Allen
- Played two minutes against Western Carolina
- Saw time in the team's win over Francis Marion

HOLLIMAN'S SEASON HIGHS

Points

-

Field Goals

-

Field Goal Attempts

-

3-Point Field Goals

-

3-Point Field Goal Attempts

-

Free Throws

-

Free Throw Attempts

-

Rebounds

-

Assists

-

Blocks

-

Steals

-

Minutes Played

2, twice, last vs. Francis Marion (Dec. 30, 2015)

2015-16

Opponent	Date	GS	Min	FG-FGA	Pct	3FG-3FGA	Pct	FT-FTA	Pct	Off	Def	Tot	Avg	PF	FO	A	TO	Blk	Stl	Pts	Avg
Norfolk State	11/14/15	-	-	-	-	-	-	-	-	-DNP - Coach's Decision-	-	-	-	-	-	-	-	-	-	-	-
Oral Roberts	11/16/15	1	0-0	.000	0-0	.000	0-0	.000	0	0	0	0.0	0	0	0	0	0	0	0	0	0.0
vs. DePaul	11/20/15	-	-	-	-	-	-	-	-	-DNP - Coach's Decision-	-	-	-	-	-	-	-	-	-	-	-
vs. Hofstra	11/22/15	-	-	-	-	-	-	-	-	-DNP - Coach's Decision-	-	-	-	-	-	-	-	-	-	-	-
vs. Tulsa	11/23/15	-	-	-	-	-	-	-	-	-DNP - Coach's Decision-	-	-	-	-	-	-	-	-	-	-	-
Lipscomb	11/27/15	-	-	-	-	-	-	-	-	-DNP - Coach's Decision-	-	-	-	-	-	-	-	-	-	-	-
Western Carolina	11/30/15	2	0-0	.000	0-0	.000	0-0	.000	0	0	0	0.0	0	0	0	1	0	0	0	0	0.0
USF	12/5/15	-	-	-	-	-	-	-	-	-DNP - Coach's Decision-	-	-	-	-	-	-	-	-	-	-	-
Drexel	12/15/15	-	-	-	-	-	-	-	-	-DNP - Coach's Decision-	-	-	-	-	-	-	-	-	-	-	-
at Clemson	12/18/15	-	-	-	-	-	-	-	-	-DNP - Coach's Decision-	-	-	-	-	-	-	-	-	-	-	-
vs. St. John's	12/22/15	-	-	-	-	-	-	-	-	-DNP - Coach's Decision-	-	-	-	-	-	-	-	-	-	-	-
Francis Marion	12/30/15	2	0-0	.000	0-0	.000	0-0	.000	0	0	0	0.0	0	0	0	0	0	0	0	0	0.0
Memphis	1/2/16	-	-	-	-	-	-	-	-	-DNP - Coach's Decision-	-	-	-	-	-	-	-	-	-	-	-
at Auburn	1/5/16	-	-	-	-	-	-	-	-	-DNP - Coach's Decision-	-	-	-	-	-	-	-	-	-	-	-
Vanderbilt	1/9/16	-	-	-	-	-	-	-	-	-DNP - Coach's Decision-	-	-	-	-	-	-	-	-	-	-	-
at Alabama	1/13/16	-	-	-	-	-	-	-	-	-DNP - Coach's Decision-	-	-	-	-	-	-	-	-	-	-	-
Missouri	1/16/16	-	-	-	-	-	-	-	-	-DNP - Coach's Decision-	-	-	-	-	-	-	-	-	-	-	-
at Ole Miss	1/19/16	-	-	-	-	-	-	-	-	-DNP - Coach's Decision-	-	-	-	-	-	-	-	-	-	-	-
at Tennessee	1/23/16	-	-	-	-	-	-	-	-	-DNP - Coach's Decision-	-	-	-	-	-	-	-	-	-	-	-
Mississippi State	1/26/16	-	-	-	-	-	-	-	-	-DNP - Coach's Decision-	-	-	-	-	-	-	-	-	-	-	-
Alabama	1/30/16	-	-	-	-	-	-	-	-	-DNP - Coach's Decision-	-	-	-	-	-	-	-	-	-	-	-
at Georgia	2/2/16	-	-	-	-	-	-	-	-	-DNP - Coach's Decision-	-	-	-	-	-	-	-	-	-	-	-
Texas A&M	2/6/16	-	-	-	-	-	-	-	-	-DNP - Coach's Decision-	-	-	-	-	-	-	-	-	-	-	-
LSU	2/10/16	-	-	-	-	-	-	-	-	-DNP - Coach's Decision-	-	-	-	-	-	-	-	-	-	-	-
Kentucky	2/13/16	-	-	-	-	-	-	-	-	-DNP - Coach's Decision-	-	-	-	-	-	-	-	-	-	-	-
at Missouri	2/16/16	-	-	-	-	-	-	-	-	-DNP - Coach's Decision-	-	-	-	-	-	-	-	-	-	-	-
Florida	2/20/16	-	-	-	-	-	-	-	-	-DNP - Coach's Decision-	-	-	-	-	-	-	-	-	-	-	-
Tennessee	2/24/16	-	-	-	-	-	-	-	-	-DNP - flu like symptoms	-	-	-	-	-	-	-	-	-	-	-
at Mississippi State	2/27/16	-	-	-	-	-	-	-	-	-DNP - flu like symptoms	-	-	-	-	-	-	-	-	-	-	-
Georgia	3/3/16	-	-	-	-	-	-	-	-	-DNP - Coach's Decision-	-	-	-	-	-	-	-	-	-	-	-
at Arkansas	3/5/16	-	-	-	-	-	-	-	-	-	-	-	-	-	-	-	-	-	-	-	-

CAREER STATISTICS

Season	GP-GS	Min	Avg	FG	FGA	Pct	3FG	3FGA	Pct	FT	FTA	Pct	Off	Def	Tot	Avg	PF	FO	Ast	TO	Blk	Stl	Pts	Avg
2015-16	3-0	5	1.7	0	0	.000	0	0	.000	0	0	.000	0	0	0	0.0	0	0	0	1	0	0	0	0.0

CAREER SEC STATISTICS

Season	GP-GS	Min	Avg	FG	FGA	Pct	3FG	3FGA	Pct	FT	FTA	Pct	Off	Def	Tot	Avg	PF	FO	Ast	TO	Blk	Stl	Pts	Avg
2016																								



#21 JOHN RAGIN

FRESHMAN | GUARD | 6'2" | 177 | HS

EASTOVER, S.C./CARDINAL NEWMAN

SEASON NOTABLES

- Walk-on from Cardinal Newman High School in Columbia
- Named all-state, all-region, all-conference during his senior season of high school
- Collected two rebounds in exhibition vs. Allen
- Saw his first playing time of the regular season in a win over Western Carolina
- Played down the stretch against USF
- Scored his first collegiate points in the win over Francis Marion
- Made his SEC debut at Alabama

RAGIN'S SEASON HIGHS

Points

2, vs. Francis Marion (Dec. 30, 2015)

Field Goals

1, vs. Francis Marion (Dec. 30, 2015)

Field Goal Attempts

1, 3x, last vs. Francis Marion (Dec. 30, 2015)

3-Point Field Goals

-

3-Point Field Goal Attempts

1, vs. USF (Dec. 5, 2015)

Free Throws

-

Free Throw Attempts

-

Rebounds

1, vs. Western Carolina (Nov. 30, 2015)

Assists

-

Blocks

-

Steals

-

Minutes Played

2, 4x, last at Alabama (Jan. 13, 2016)

2015-16

Opponent	Date	GS	Min	FG-FGA	Pct	3FG-3FGA	Pct	FT-FTA	Pct	Off	Def	Tot	Avg	PF	FO	A	TO	Blk	Stl	Pts	Avg
Norfolk State	11/14/15	-	-	-	-	-	-	-	-	-	-	-	-	-	-	-	-	-	-	-	-
Oral Roberts	11/16/15	-	-	-	-	-	-	-	-	-	-	-	-	-	-	-	-	-	-	-	-
vs. DePaul	11/20/15	-	-	-	-	-	-	-	-	-	-	-	-	-	-	-	-	-	-	-	-
vs. Hofstra	11/22/15	-	-	-	-	-	-	-	-	-	-	-	-	-	-	-	-	-	-	-	-
vs. Tulsa	11/23/15	-	-	-	-	-	-	-	-	-	-	-	-	-	-	-	-	-	-	-	-
Lipscomb	11/27/15	-	-	-	-	-	-	-	-	-	-	-	-	-	-	-	-	-	-	-	-
Western Carolina	11/30/15	2	0-1	.000	0-0	.000	0-0	.000	0	1	1	1.0	0	0	0	0	0	0	0	0	0.0
USF	12/5/15	2	0-1	.000	0-1	.000	0-0	.000	0	0	0	0.5	0	0	0	0	0	0	0	0	0.0
Drexel	12/15/15	-	-	-	-	-	-	-	-	-	-	-	-	-	-	-	-	-	-	-	-
at Clemson	12/18/15	-	-	-	-	-	-	-	-	-	-	-	-	-	-	-	-	-	-	-	-
vs. St. John's	12/22/15	-	-	-	-	-	-	-	-	-	-	-	-	-	-	-	-	-	-	-	-
Francis Marion	12/30/15	2	1-1	1.000	0-0	.000	0-0	.000	0	0	0	0.3	0	0	0	0	0	0	0	2	0.7
Memphis	1/2/16	-	-	-	-	-	-	-	-	-	-	-	-	-	-	-	-	-	-	-	-
at Auburn	1/5/16	-	-	-	-	-	-	-	-	-	-	-	-	-	-	-	-	-	-	-	-
Vanderbilt	1/9/16	-	-	-	-	-	-	-	-	-	-	-	-	-	-	-	-	-	-	-	-
at Alabama	1/13/16	2	0-0	.000	0-0	.000	0-0	.000	0	0	0	0.3	0	0	0	0	0	0	0	0	0.5
Missouri	1/16/16	-	-	-	-	-	-	-	-	-	-	-	-	-	-	-	-	-	-	-	-
at Ole Miss	1/19/16	-	-	-	-	-	-	-	-	-	-	-	-	-	-	-	-	-	-	-	-
at Tennessee	1/23/16	-	-	-	-	-	-	-	-	-	-	-	-	-	-	-	-	-	-	-	-
Mississippi State	1/26/16	-	-	-	-	-	-	-	-	-	-	-	-	-	-	-	-	-	-	-	-
Alabama	1/30/16	-	-	-	-	-	-	-	-	-	-	-	-	-	-	-	-	-	-	-	-
at Georgia	2/2/16	-	-	-	-	-	-	-	-	-	-	-	-	-	-	-	-	-	-	-	-
Texas A&M	2/6/16	-	-	-	-	-	-	-	-	-	-	-	-	-	-	-	-	-	-	-	-
LSU	2/10/16	-	-	-	-	-	-	-	-	-	-	-	-	-	-	-	-	-	-	-	-
Kentucky	2/13/16	-	-	-	-	-	-	-	-	-	-	-	-	-	-	-	-	-	-	-	-
at Missouri	2/16/16	-	-	-	-	-	-	-	-	-	-	-	-	-	-	-	-	-	-	-	-
Florida	2/20/16	-	-	-	-	-	-	-	-	-	-	-	-	-	-	-	-	-	-	-	-
Tennessee	2/24/16	-	-	-	-	-	-	-	-	-	-	-	-	-	-	-	-	-	-	-	-
at Mississippi State	2/27/16	-	-	-	-	-	-	-	-	-	-	-	-	-	-	-	-	-	-	-	-
Georgia	3/3/16	-	-	-	-	-	-	-	-	-	-	-	-	-	-	-	-	-	-	-	-
at Arkansas	3/5/16	-	-	-	-	-	-	-	-	-	-	-	-	-	-	-	-	-	-	-	-

CAREER STATISTICS

Season	GP-GS	Min	Avg	FG	FGA	Pct	3FG	3FGA	Pct	FT	FIA	Pct	Off	Def	Tot	Avg	PF	FO	Ast	TO	Blk	Stl	Pts	Avg
2015-16	4-0	8	2.0	1	3	.333	0	1	.000	0	0	.000	0	1	1	0.3	0	0	0	0	0	0	2	0.5

CAREER SEC STATISTICS

Season	GP-GS	Min	Avg	FG	FGA	Pct	3FG	3FGA	Pct	FT	FIA	Pct	Off	Def	Tot	Avg	PF	FO	Ast	TO	Blk	Stl	Pts	Avg
2016	1-0	2	2.0	0	0	.000	0	0	.000	0	0	.000	0	0	0	0.0	0	0	0	0	0	0	0	0.0



#30 CHRIS SILVA

FRESHMAN | FORWARD | 6'9" | 220 | HS

LIBREVILLE, GABON/ROSELLE (N.J.)

SEASON NOTABLES

- Has only been playing organized basketball for a few years
- Native of Gabon, who played high school basketball in the United States
- Extremely athletic
- A four-star prospect by several outlets, including ESPN.com
- Earned the start in exhibition win vs. Allen, scoring seven points and pulling down 10 rebounds
- Scored 12 points and pulled down a game high nine rebounds, including five on the offensive glass, in first-career game vs. Norfolk State
- Scored four points, with one block and two rebounds vs. DePaul
- Scored 7 points with a 5-of-6 effort from the foul line in win vs. Hofstra
- Matched season high with 12 points off the bench vs. Lipscomb, also pulling down a team best seven rebounds and blocking two shots
- Pulled down 11 rebounds against Western Carolina, coming one point shy of his first career double-double
- Blocked a season-high three shots and added four rebounds in 16 minutes against USF
- Played 30 minutes vs. Drexel, with a pair of highlight-reel blocks, nine points and seven rebounds
- Scored a season-high 13 points with six rebounds and three blocks in 19 minutes of action vs. Francis Marion
- Scored six points with seven rebounds in just 13 minutes of playing time against Memphis
- Pulled down three rebounds with nine points in win vs. Missouri
- Had his best conference outing at Tennessee, scoring 11 points with five rebounds and three steals
- Earned his first career start vs. Alabama, and responded with 12 points, six rebounds and three blocks
- Came two rebounds shy of his first double-double, finishing with 10 points and eight rebounds vs. Kentucky
- Near double-double with nine points and nine rebounds in home win vs. Tennessee

SILVA'S SEASON HIGHS

Points

13, vs. Francis Marion (Dec. 30, 2015)

Field Goals

5, vs. Francis Marion (Dec. 30, 2015)

Field Goal Attempts

8, twice, last at Tennessee (Jan. 23, 2016)

3-Point Field Goals

-

3-Point Field Goal Attempts

-

Free Throws

8, vs. Norfolk State (Nov. 14, 2015)

Free Throw Attempts

12, vs. Norfolk State (Nov. 14, 2015)

Rebounds

11, vs. Western Carolina (Nov. 30, 2015)

Assists

1, 5x, last vs. Tennessee (Feb. 24, 2016)

Blocks

3, 3x, last vs. Alabama (Jan. 30, 2016)

Steals

3, at Tennessee (Jan. 23, 2016)

Minutes Played

30, vs. Drexel (Dec. 15, 2015)

2015-16

Opponent	Date	GS	Min	FG-FGA	Pct	3FG-FGA	Pct	FT-FTA	Pct	Off	Def	Tot	Avg	PF	FO	A	TO	Blk	Stl	Pts	Avg
Norfolk State	11/14/15	24	2-5	.400	0-0	.000	8-12	.667	5	4	9	9.0	3	0	0	3	2	1	12	12.0	
Oral Roberts	11/16/15	6	1-2	.500	0-0	.000	0-2	.000	1	2	3	6.0	4	0	0	0	0	0	2	7.0	
vs. DePaul	11/20/15	10	1-3	.333	0-0	.000	2-4	.500	0	2	2	4.7	4	0	0	1	1	0	4	6.0	
vs. Hofstra	11/22/15	11	1-5	.200	0-0	.000	5-6	.833	3	0	3	4.3	2	0	0	2	0	0	7	6.3	
vs. Tulsa	11/23/15	6	0-2	.000	0-0	.000	0-0	.000	0	1	1	3.6	3	0	0	2	0	0	0	5.0	
Lipscomb	11/27/15	18	3-4	.750	0-0	.000	6-8	.750	2	5	7	4.2	1	0	1	2	2	0	12	6.2	
Western Carolina	11/30/15	15	2-3	.667	0-0	.000	5-10	.500	4	7	11	5.1	2	0	0	1	2	0	9	6.6	
USF	12/5/15	16	1-5	.200	0-0	.000	2-4	.500	2	2	4	5.0	4	0	0	0	3	0	4	6.3	
Drexel	12/15/15	30	3-5	.600	0-0	.000	3-4	.750	2	5	7	5.2	3	0	1	3	2	2	9	6.6	
at Clemson	12/18/15	6	0-0	.000	0-0	.000	0-0	.000	0	1	1	4.8	2	0	0	2	0	1	0	5.9	
vs. St. John's	12/22/15	10	1-4	.250	0-0	.000	0-0	.000	2	3	5	4.8	3	0	0	0	0	0	4	5.7	
Francis Marion	12/30/15	19	5-7	.714	0-0	.000	3-3	1.000	3	3	6	4.9	5	1	1	2	3	2	13	6.3	
Memphis	1/2/16	13	1-8	.125	0-0	.000	4-7	.571	4	3	7	5.1	3	0	0	0	0	0	6	6.3	
at Auburn	1/5/16	15	1-2	.500	0-0	.000	0-0	.000	0	3	3	4.9	4	0	0	1	0	0	2	6.0	
Vanderbilt	1/9/16	9	0-0	.000	0-0	.000	0-0	.000	0	4	4	4.9	4	0	0	0	0	0	0	5.6	
at Alabama	1/13/16	8	0-0	.000	0-0	.000	1-5	.200	1	1	2	4.8	3	0	0	1	1	0	1	5.3	
Missouri	1/16/16	11	4-4	1.000	0-0	.000	1-2	.500	3	0	3	4.6	4	0	0	0	0	0	9	5.5	
at Ole Miss	1/19/16	7	1-1	1.000	0-0	.000	0-0	.000	0	1	1	4.4	4	0	0	0	0	0	2	5.3	
at Tennessee	1/23/16	21	4-8	.500	0-0	.000	3-6	.500	3	2	5	4.5	3	0	0	1	1	3	11	5.6	
Mississippi State	1/26/16	11	1-3	.333	0-0	.000	1-2	.500	3	2	5	4.5	4	0	0	1	0	0	3	5.5	
Alabama	1/30/16	* 21	4-4	1.000	0-0	.000	4-6	.667	3	3	6	4.6	4	0	1	1	3	1	12	5.8	
at Georgia	2/2/16	* 8	1-2	.500	0-0	.000	1-1	1.000	1	2	3	4.5	5	1	0	2	2	0	3	5.7	
Texas A&M	2/6/16	* 25	3-6	.500	0-0	.000	1-1	1.000	1	5	6	4.6	4	0	0	0	0	1	7	5.7	
LSU	2/10/16	* 11	2-3	.667	0-0	.000	1-3	.333	1	2	3	4.5	5	1	0	2	0	0	5	5.7	
Kentucky	2/13/16	* 20	2-7	.286	0-0	.000	6-8	.750	4	4	8	4.6	1	0	1	1	2	0	10	5.9	
at Missouri	2/16/16	* 13	1-3	.333	0-0	.000	2-2	1.000	3	3	6	4.7	4	0	0	2	0	0	4	5.8	
Florida	2/20/16	1	0-0	.000	0-0	.000	0-0	.000	0	0	0	4.5	1	0	0	0	0	0	0	5.6	
Tennessee	2/24/16	18	3-5	.600	0-0	.000	3-5	.600	2	7	9	4.7	2	0	1	0	0	1	9	5.7	
at Mississippi State	2/27/16	13	2-5	.400	0-0	.000	1-2	.500	1	2	3	4.6	0	0	0	1	1	0	5	5.7	
Georgia	3/3/16	9	1-1	1.000	0-0	.000	1-2	.500	0	2	2	4.5	2	0	0	2	0	0	3	5.6	
at Arkansas	3/5/16																				

CAREER STATISTICS

Season	GP-GS	Min	Avg	FG	FGA	Pct	3FG	3FGA	Pct	FT	FTA	Pct	Off	Def	Tot	Avg	PF	FO	Ast	TO	Blk	Stl	Pts	Avg
2015-16	30-6	400	13.3	51	107	.477	0	0	.000	66	108	.611	54	82	136	4.5	93	3	6	33	25	12	168	5.6

CAREER SEC STATISTICS

Season	GP-GS	Min	Avg	FG	FGA	Pct	3FG	3FGA	Pct	FT	FTA	Pct	Off	Def	Tot	Avg	PF	FO	Ast	TO	Blk	Stl	Pts	Avg
2016	17-6	216	12.7	30	54	.556	0	0	.000	26	45	.578	26	44	70	4.1	54	2	3	15	10	6	86	5.1

THE LAST TIME IN SOUTH CAROLINA BASKETBALL...

AN INDIVIDUAL ...

Scored 20 or more points:	South Carolina: Mindaugas Kacinas (21), vs. Georgia, March 3, 2016 in Columbia, S.C. Opponent: Kenny Gaines (20), Georgia, March 3, 2016 in Columbia, S.C.
Scored 30 or more points:	South Carolina: Michael Carrera (34) vs. Mississippi State, Jan. 26, 2016, in Columbia, S.C. Opponent: Kevin Punter (36), Tennessee, Jan. 23, 2016 in Knoxville, Tenn.
Scored 35 or more points:	South Carolina: Brenton Williams (38) vs. Mississippi State, March 6, 2013 in Columbia, S.C. Opponent: Kevin Punter (36), Tennessee, Jan. 23, 2016 in Knoxville, Tenn.
Scored 40 or more points:	South Carolina: N/A thru 1992-93 season Opponent: Austin Carr (43), Notre Dame, Dec. 30, 1969 in New Orleans, La.
Collected 20 or more rebounds:	South Carolina: Emmett Hall (23), vs. College of Charleston, Dec. 22, 1993 in Columbia, S.C. Opponent: Ekpe Udoh (20), Baylor , Jan. 2, 2010 in Columbia, S.C.
Collected 15 or more rebounds:	South Carolina: Michael Carrera (15), vs. Florida, Feb. 20, 2016 in Columbia, S.C. Opponent: Trey James (15), Coker, Dec. 21, 2014 in Columbia, S.C.
Made 12 or more field goals:	South Carolina: Devan Downey (12) vs. Georgia, Jan. 30, 2010 in Columbia, S.C. Opponent: Michael Frazier II (12), Florida, March 4, 2014 in Columbia, S.C.
Made 10 or more field goals:	South Carolina: Michael Carrera (10), vs. Mississippi State, Jan. 26, 2016, in Columbia, S.C. Opponent: Wes Clark (10), Missouri, Jan. 16, 2016, in Columbia, S.C.
Attempted 20 or more field goals:	South Carolina: Michael Carrera (21), vs. Georgia, March 3, 2016 in Columbia, S.C. Opponent: Jamal Murray (21), Kentucky, Feb. 13, 2016, in Columbia, S.C.
Attempted 25 or more field goals:	South Carolina: Devan Downey, 25, at Kentucky, Feb. 25, 2010 in Lexington, Ky. Opponent: Kemmy Burgess (Alaska-Anchorage), 26, Nov. 24, 2005 in Anchorage, Alaska
Dished 10 or more assists:	South Carolina: Devan Downey, 11, vs. LSU, March 13, 2008 in Atlanta, Ga. Opponent: 12, Tyler Ulis, Kentucky, Feb. 13, 2016, in Columbia, S.C.
Swiped 5 or more steals:	South Carolina: PJ Dozier, 5 vs. Francis Marion, Dec. 30, 2015 in Columbia, S.C. Opponent: 5, Allen Payne, Auburn, Feb. 26, 2014 in Auburn, Ala.
Blocked 5 or more shots:	South Carolina: Damontre Harris, 5, vs. Georgia, Feb. 15, 2012 in Columbia, S.C. Opponent: Avry Holmes (5), Clemson, Dec. 18, 2015 in Greenville, S.C.
Made 5 or more 3-point field goals:	South Carolina: Mindaugas Kacinas (5), vs. Georgia, March 3, 2016 in Columbia, S.C. Opponent: Malik Newman, Mississippi State, Jan. 26, 2016 in Columbia, S.C.
Attempted 8 or more 3-point field goals:	South Carolina: Duane Notice (8), vs. Florida, Feb. 20, 2016 in Columbia, S.C. Opponent: Devon Baulkman (10), Tennessee, Feb. 24, 2016, in Columbia, S.C.
Made 10 or more free throws:	South Carolina: Michael Carrera (11), Kentucky, Feb. 13, 2016, in Columbia, S.C. Opponent: Retin Obasohan (10), Alabama, Jan. 30, 2016, in Columbia, S.C.
Attempted 15 or more free throws:	South Carolina: Michael Carrera (15), vs. Kentucky, Feb. 13, 2016, in Columbia, S.C. Opponent: Ryan Rosburg (17), at Tennessee, Feb. 16, 2016 in Columbia, Mo.
Played all 40 minutes of regulation:	South Carolina: Duane Notice, vs. Texas A&M, Feb. 21, 2015 in Columbia, S.C. Opponent: Frank Sullivan, Auburn, Jan. 12, 2013 in Columbia, S.C.
A player hit a last-second shot (within 3 seconds) to win a game:	South Carolina: Tyrone Johnson (Free Throws) vs. Ole Miss, March 12, 2015 in Nashville, Tenn. Opponent: Brian Bryant, Mississippi State, Feb. 29, 2012 in Columbia, S.C.
A player had a double-double:	South Carolina: Michael Carrera (16 points, 10 rebounds), vs. Tennessee, Feb. 24, 2016, in Columbia, S.C. Opponent: Gavin Ware (16 points, 12 rebounds), Mississippi State, Feb. 27, 2016, in Starkville, Miss.
Two or more players had a double-double:	S. Carolina: Michael Carrera (11 points, 10 rebounds), Sindarius Thornwell (18 points, 11 rebounds), at Georgia, Feb. 2, 2016, in Athens, Ga. Opponent: Alex Oriakhi (18 points, 11 rebounds), Earnest Ross (21 points, 10 rebounds) Missouri, Jan. 22, 2013 in Columbia, Mo.
A player had a triple-double:	South Carolina: Sam Muldrow (16 points, 14 rebounds, 10 blocks) vs. Vanderbilt, Jan. 8, 2011 in Columbia, S.C. <i>*** Only second triple-double in South Carolina history (Chuck Eidson (25 points, 10 rebounds, 10 assists) vs. SC State, Nov. 29, 2002 in Columbia, S.C.</i> Opponent: Daniel Hackett (Southern California - 22 points, 10 rebounds, 10 assists), Nov. 17, 2007 in Columbia, S.C.
Scored 30 or more points in back-to-back games:	South Carolina: Devan Downey, 30 vs. Kentucky, Jan. 26, 2010 in Columbia, S.C. 33 vs. Georgia, Jan. 30, 2010, in Columbia, S.C.
Scored 25 or more points in back-to-back games:	South Carolina: Devan Downey, 33 vs. Georgia, Jan. 30, 2010, in Columbia, S.C. 26 at Tennessee, Feb. 6, 2010 in Knoxville, Tenn.

A TEAM ...

Scored 100 or more points:	South Carolina: 103 vs. The Citadel, Nov. 12, 2007 in Columbia, S.C. Opponent: 107, Vanderbilt, Feb. 17, 1996 in Nashville, Tenn.
Scored 50 points or less:	South Carolina: 46, vs. Florida, March 4, 2014 in Columbia S.C. Opponent: 50, Georgia, Jan. 31, 2015 in Athens, Ga.
Scored 50 points in a half:	South Carolina: 55 (2nd half), vs. LSU, Feb. 10, 2016, in Columbia, S.C. Opponent: 52 (2nd half) vs. Georgia Jan. 22, 2014 in Athens, Ga.
Failed to score 25 points in a half:	South Carolina: 23 (1st half), at Georgia, Feb. 2, 2016, in Athens, Ga. Opponent: 24 (2nd half), Tennessee, Feb. 24, 2016, in Columbia, S.C.

Collected 50 or more rebounds:	South Carolina: 50, vs. Alabama, Jan. 30, 2016, in Columbia, S.C. Opponent: 52, WKU, Nov. 27, 2010 in Bowling Green, Ky.
Shot 60% or better from the field:	South Carolina: 60.8% (31-51) at Western Carolina, Nov. 18, 2005 in Cullowhee, N.C. Opponent: 69.6% (32-46) Missouri, Feb. 28, 2013 in Columbia, S.C.
Shot 50% or better from the field:	South Carolina: 52.5% (32-61), vs. Tennessee, Feb. 24, 2016, in Columbia, S.C. Opponent: 50.9% (28-55), Hofstra, Nov. 22, 2015 in St. Thomas, USVI
Shot less than 30% from the field:	South Carolina: 27.1% (16-59), vs. Texas A&M, Feb. 21, 2015 in Columbia, S.C. Opponent: 28.4% (19-67), Western Carolina, Nov. 30, 2015, in Columbia, S.C.
Shot 50% or better from 3-point range (at least 10 attempts):	South Carolina: 57.1% (12-21), at Texas A&M, Feb. 6, 2016, in College Station, Texas Opponent 50.0% (17-34), Hofstra, Nov. 22, 2015 in St. Thomas, USVI
Shot 20% or less from 3-point range (at least 10 attempts):	South Carolina: 14.3% (3-21), vs. Missouri, Jan. 16, 2016, in Columbia, S.C. Opponent: 13.3% (2-15), USF, Dec. 5, 2015 in Columbia, S.C.
Dished 20 or more assists:	South Carolina: 20, vs. Tennessee, Feb. 24, 2016, in Columbia, S.C. Opponent: 20, Mississippi State, Feb. 27, 2016, in Starkville, Miss.
Made 35 or more shots:	South Carolina: 37, vs. Hofstra, Nov. 22, 2015 in St. Thomas, USVI Opponent: 35, vs. Tennessee, March 5, 2009 in Columbia, S.C.
Attempted 80 or more shots:	South Carolina: 83 vs. WKU Nov. 27, 2010 in Bowling Green, Ky. Opponent: 83, LSU, Feb. 10, 1996 in Columbia, S.C.
Attempted 70 or more shots:	South Carolina: 72, vs. Providence, Dec. 1, 2011 in Columbia, S.C. Opponent: 71, Arkansas, Feb. 3, 2015 in Fayetteville, Ark.
Made 10 or more 3-pointers:	South Carolina: 12, at Texas A&M, Feb. 6, 2016, in College Station, Texas Opponent: 10, Tennessee, Feb. 24, 2016, in Columbia, S.C.
Did not make a 3-pointer:	South Carolina: vs. Milwaukee, Nov. 11, 2012 in Columbia, S.C. Opponent: Miss. State, Jan. 9, 2013 in Starkville, Miss.
Attempted 30 or more 3-pointers:	South Carolina: 31 vs. Alabama, Jan. 25, 2012 in Columbia, S.C. Opponent: 34, Tennessee, Feb. 24, 2016, in Columbia, S.C.
Attempted 25 or more 3-pointers:	South Carolina: 26, vs. Georgia, March 3, 2016 in Columbia, S.C. Opponent: 34, Tennessee, Feb. 24, 2016, in Columbia, S.C.
Made 30 or more free throws:	South Carolina: 46 vs. Memphis, Jan. 2, 2015 in Columbia, S.C. Opponent: 30, Tennessee, Jan. 23, 2016 in Knoxville, Tenn.
Attempted 40 or more free throws:	South Carolina: 46, vs. Alabama, Jan. 30, 2016, in Columbia, S.C. Opponent: 42, Kentucky, March 1, 2014 in Columbia, S.C.
Swiped 15 or more steals:	South Carolina: 15 vs. Vanderbilt, Jan. 16, 2010 in Columbia, S.C. Opponent: 17, Florida, March 4, 2014 in Columbia, S.C.
Blocked 12 or more shots:	South Carolina: 12, vs. Vanderbilt, Jan. 8, 2011 in Columbia, S.C. Opponent: 12, Mississippi State, Jan. 26, 2016, in Columbia, S.C.
Blocked 8 or more shots:	South Carolina: 8, vs. Francis Marion, Dec. 30, 2015 in Columbia, S.C. Opponent: 9, Georgia, March 3, 2016 in Columbia, S.C.
Won by 30 or more points:	South Carolina: 37, vs. North Carolina A&T, Dec. 30, 2014 in Columbia, S.C. Opponent: 34, Kentucky, Feb. 14, 2015 in Lexington, Ky.
Won by 20 or more points:	South Carolina: 26, vs. Tennessee, Feb. 24, 2016, in Columbia, S.C. Opponent: 27, Kentucky, Feb. 13, 2016, in Columbia, S.C.
Played a single overtime game:	Win: 73-69 vs. Florida, Feb. 20, 2016 in Columbia, S.C. Loss: 62-54 at Georgia, Feb. 23, 2013 in Athens, Ga.
Played a double overtime game:	Win: 87-85 vs. WKU, Nov. 27, 2010 in Bowling Green, Ky. Loss: 98-88 vs. Louisville, Feb. 20, 1988 in Columbia, S.C.
South Carolina played a No. 1 Team in the country:	Win: 68-62 vs. Kentucky, Jan. 26, 2010 in Columbia, S.C. Loss: 77-43 loss at Kentucky, Feb. 14, 2015 in Lexington, Ky.
South Carolina played a top-5 opponent:	Win: 68-62 vs. No. 1/1 Kentucky, Jan. 26, 2010 in Columbia, S.C. Loss: 75-36 loss to No. 4/4 Florida, Jan. 30, 2013 in Gainesville, Fla.
South Carolina played a top-10 opponent:	Win: 81-78 at No. 8/8 Texas A&M, Feb. 6, 2016, in College Station, Texas Loss: 58-43 loss vs. Kentucky, Jan. 24, 2015 in Columbia, S.C.
South Carolina played a top-25 opponent:	Win: 81-78 at No. 8/8 Texas A&M, Feb. 6, 2016, in College Station, Texas Loss: 89-62 loss vs. No. 22/21 Kentucky, Feb. 13, 2016, in Columbia, S.C.
South Carolina defeated a ranked opponent:	Home: Win: 72-67 win over No. 17/15 Kentucky, March 1, 2014 in Columbia, S.C. Away: 77-73 at No. 13/19 Vanderbilt, March 6, 2010 in Nashville, Tenn. Neutral: 64-60 vs. No. 9/9 Iowa State, Jan. 3, 2015 in Brooklyn, N.Y. SEC Home: Win: 72-67 win over No. 17/15 Kentucky, March 1, 2014 in Columbia, S.C. SEC Away: 81-78 at No. 8/8 Texas A&M, Feb. 6, 2016, in College Station, Texas Non-conference away: 85-84 at No. 19/20 Baylor, Jan. 2, 2009 in Waco, Texas
South Carolina defeated a top 10 opponent:	Home: Win: 68-62 win vs. No. 1/1 Kentucky, Jan. 26, 2010 in Columbia, S.C. Away: 81-78 at No. 8/8 Texas A&M, Feb. 6, 2016, in College Station, Texas Neutral: 64-60 vs. No. 9/9 Iowa State, Jan. 3, 2015 in Brooklyn, N.Y.
A South Carolina win opened the season:	Home: 81-56, vs. Norfolk State, Nov. 14, 2015 in Columbia, S.C. Away: 81-63 win at Western Carolina, Nov. 12, 2005 in Cullowhee, N.C. Neutral: 74-61 win vs. Chaminade, Nov. 19, 2001 in Maui, Hawaii (Maui Invite)
South Carolina opened SEC play:	Home: 72-68 loss vs. Florida, Jan. 7, 2015 in Gainesville, Fla. Away: 81-69 win at Auburn, Jan. 5, 2016, in Auburn, Ala.



South Carolina Basketball
 South Carolina Combined Team Statistics (as of Mar 03, 2016)
 All games

RECORD:	OVERALL	HOME	AWAY	NEUTRAL
ALL GAMES	23-7	15-2	4-5	4-0
CONFERENCE	10-7	7-2	3-5	0-0
NON-CONFERENCE	13-0	8-0	1-0	4-0

##	Player	gp-gs	Total		3-Point		F-Throw		Rebounds			pf dq		a			pts	avg				
			min	avg	fg-fga	fg%	3fg-fga	3fg%	ft-fa	ft%	off	def	tot	avg	pf	dq			to	blk	stl	
24	CARRERA, Michael	30-30	836	27.9	135-300	.450	49-117	.419	115-153	.752	65	165	230	7.7	83	2	39	58	29	30	434	14.5
00	THORNWELL, Sindari	30-30	986	32.9	115-320	.359	37-119	.311	117-151	.775	37	105	142	4.7	55	0	113	68	12	45	384	12.8
10	NOTICE, Duane	30-4	799	26.6	104-261	.398	61-148	.412	63-83	.759	21	51	72	2.4	47	0	63	33	1	28	332	11.1
25	KACINAS, Mindaugas	30-30	872	29.1	116-226	.513	19-59	.322	53-84	.631	65	95	160	5.3	64	1	26	29	14	11	304	10.1
14	CHATKEVICIUS, L.	30-24	662	22.1	110-221	.498	7-26	.269	55-76	.724	62	75	137	4.6	72	1	23	53	28	17	282	9.4
15	DOZIER, PJ	30-26	571	19.0	81-215	.377	8-42	.190	34-63	.540	26	68	94	3.1	77	1	61	77	11	32	204	6.8
30	SILVA, Chris	30-6	400	13.3	51-107	.477	0-0	.000	66-108	.611	54	82	136	4.5	93	3	6	33	25	12	168	5.6
01	STROMAN, Marcus	27-0	385	14.3	11-44	.250	3-6	.500	33-50	.660	11	40	51	1.9	40	0	33	28	4	15	58	2.1
04	GREGORY, Jamall	19-0	131	6.9	12-24	.500	2-6	.333	8-13	.615	4	14	18	0.9	23	0	12	8	2	6	34	1.8
02	DOBY, Raymond	12-0	61	5.1	6-18	.333	0-0	.000	7-13	.538	5	4	9	0.8	7	0	1	3	1	4	19	1.6
05	BLANTON, TeMarcus	8-0	32	4.0	3-8	.375	2-4	.500	4-4	1.000	2	3	5	0.6	4	0	2	1	0	2	12	1.5
20	MCKIE, Justin	23-0	162	7.0	10-37	.270	2-14	.143	7-12	.583	7	11	18	0.8	13	0	19	5	1	2	29	1.3
23	COBB, Eric	23-0	140	6.1	13-20	.650	0-0	.000	1-18	.056	13	29	42	1.8	25	0	3	14	3	1	27	1.2
21	RAGIN, John	4-0	8	2.0	1-3	.333	0-1	.000	0-0	.000	0	1	1	0.3	0	0	0	0	0	1	2	0.5
31	HOLLIMAN, Jarrell	3-0	5	1.7	0-0	.000	0-0	.000	0-0	.000	0	0	0	0.0	0	0	0	1	0	0	0	0.0
Team											59	58	117				7					
Total.....		30	6050		768-1804	.426	190-542	.351	563-828	.680	431	801	1232	41.1	603	8	401	418	131	206	2289	76.3
Opponents.....		30	6050		686-1735	.395	253-720	.351	457-670	.682	336	700	1036	34.5	705	39	382	459	143	197	2082	69.4

TEAM STATISTICS	SC	OPP	Date	Opponent	Score	Att.
SCORING	2289	2082	% 11/14/15	NORFOLK STATE	w 84-69	10623
Points per game	76.3	69.4	11/16/15	ORAL ROBERTS	w 84-66	9640
Scoring margin	+6.9	-	! 11/20/15	vs DePaul	w 76-61	1601
FIELD GOALS-ATT	768-1804	686-1735	! 11/22/15	vs Hofstra	w 94-84	1715
Field goal pct	.426	.395	! 11/23/15	vs Tulsa	w 83-75	2002
3 POINT FG-ATT	190-542	253-720	11/27/15	LIPSCOMB	w 92-76	8793
3-point FG pct	.351	.351	11/30/15	WESTERN CAROLINA	w 76-53	8957
3-pt FG made per game	6.3	8.4	12/5/15	USF	w 81-63	10721
FREE THROWS-ATT	563-828	457-670	12/15/15	DREXEL	w 79-54	8481
Free throw pct	.680	.682	12/18/15	at Clemson	w 65-59	14446
F-Throws made per game	18.8	15.2	12/22/15	vs St. John's	w 75-61	2355
REBOUNDS	1232	1036	12/30/15	FRANCIS MARION	w 78-56	10401
Rebounds per game	41.1	34.5	1/2/16	MEMPHIS	w 86-76	13035
Rebounding margin	+6.5	-	* 01/05/16	at Auburn	w 81-69	7556
ASSISTS	401	382	* 1/9/16	VANDERBILT	w 69-65	15055
Assists per game	13.4	12.7	* 1/13/16	at Alabama	L 50-73	12443
TURNOVERS	418	459	* 1/16/16	MISSOURI	w 81-72	15389
Turnovers per game	13.9	15.3	* 1/19/16	at Ole Miss	wot 77-74	7427
Turnover margin	+1.4	-	* 01/23/16	at Tennessee	L 69-78	13928
Assist/turnover ratio	1.0	0.8	* 1/26/16	MISSISSIPPI STATE	w 84-74	12764
STEALS	206	197	* 1/30/16	ALABAMA	w 78-64	18000
Steals per game	6.9	6.6	* 02/02/16	at Georgia	L 56-69	6427
BLOCKS	131	143	* 02/06/16	at Texas A&M	w 81-78	11240
Blocks per game	4.4	4.8	* 2/10/16	LSU	w 94-83	16009
ATTENDANCE	222489	93645	* 2/13/16	KENTUCKY	L 62-89	18000
Home games-Avg/Game	17-13088	9-9552	* 2-16-16	at Mizzou	L 67-72	5017
Neutral site-Avg/Game	-	4-1918	* 2/20/16	FLORIDA	wot 73-69	18000
Score by Periods	1st	2nd	OT	Totals		
South Carolina	1097	1172	20	2289		
Opponents	991	1078	13	2082		

* = Conference game
 % - Paradise Jam (Columbia, S.C.)
 ! - Paradise Jam (St. Thomas, USVI)



South Carolina Basketball
 South Carolina Combined Team Statistics (as of Mar 03, 2016)
 Conference games

RECORD:	OVERALL	HOME	AWAY	NEUTRAL
ALL GAMES	10-7	7-2	3-5	0-0
CONFERENCE	10-7	7-2	3-5	0-0
NON-CONFERENCE	0-0	0-0	0-0	0-0

##	Player	gp-gs	min	avg	Total		3-Point		F-Throw		Rebounds				pf	dq	a	to	blk	stl	pts	avg
					fg-fga	fg%	3fg-fga	3fg%	ft-fa	ft%	off	def	tot	avg								
24	CARRERA, Michael	17-17	513	30.2	82-195	.421	28-80	.350	81-110	.736	42	109	151	8.9	45	2	18	37	18	17	273	16.1
00	THORNWELL, Sindari	17-17	598	35.2	74-202	.366	23-70	.329	65-83	.783	23	51	74	4.4	31	0	65	42	9	25	236	13.9
10	NOTICE, Duane	17-4	499	29.4	57-143	.399	37-91	.407	22-33	.667	14	30	44	2.6	31	0	40	21	0	15	173	10.2
25	KACINAS, Mindaugas	17-17	490	28.8	56-121	.463	11-34	.324	25-41	.610	37	48	85	5.0	40	1	12	14	7	4	148	8.7
14	CHATKEVICIUS, L.	17-11	389	22.9	55-123	.447	2-15	.133	29-38	.763	39	43	82	4.8	38	1	12	32	12	9	141	8.3
15	DOZIER, PJ	17-13	308	18.1	41-117	.350	1-21	.048	16-28	.571	16	31	47	2.8	46	1	37	50	4	12	99	5.8
30	SILVA, Chris	17-6	216	12.7	30-54	.556	0-0	.000	26-45	.578	26	44	70	4.1	54	2	3	15	10	6	86	5.1
01	STROMAN, Marcus	15-0	190	12.7	6-24	.250	1-1	1.000	17-26	.654	5	19	24	1.6	26	0	13	13	1	6	30	2.0
05	BLANTON, TeMarcus	1-0	3	3.0	1-1	1.000	0-0	.000	0-0	.000	0	0	0	0.0	0	0	0	0	0	0	2	2.0
04	GREGORY, Jamall	12-0	100	8.3	8-15	.533	1-2	.500	6-9	.667	2	9	11	0.9	20	0	8	6	2	4	23	1.9
02	DOBY, Raymond	6-0	43	7.2	4-12	.333	0-0	.000	3-5	.600	2	2	4	0.7	3	0	1	1	0	4	11	1.8
20	MCKIE, Justin	11-0	71	6.5	3-12	.250	0-3	.000	3-6	.500	4	3	7	0.6	4	0	7	4	0	1	9	0.8
23	COBB, Eric	10-0	28	2.8	2-4	.500	0-0	.000	1-8	.125	3	7	10	1.0	5	0	0	3	1	0	5	0.5
21	RAGIN, John	1-0	2	2.0	0-0	.000	0-0	.000	0-0	.000	0	0	0	0.0	0	0	0	0	0	1	0	0.0
Team											33	30	63				2					
Total.....		17	3450		419-1023	.410	104-317	.328	294-432	.681	246	426	672	39.5	343	7	216	240	64	104	1236	72.7
Opponents.....		17	3450		403-976	.413	153-424	.361	270-389	.694	199	414	613	36.1	376	20	241	253	91	123	1229	72.3

TEAM STATISTICS	SC	OPP	Date	Opponent	Score	Att.
SCORING	1236	1229	* 01/05/16	at Auburn	w 81-69	7556
Points per game	72.7	72.3	* 1/9/16	VANDERBILT	w 69-65	15055
Scoring margin	+0.4	-	* 1/13/16	at Alabama	L 50-73	12443
FIELD GOALS-ATT	419-1023	403-976	* 1/16/16	MISSOURI	w 81-72	15389
Field goal pct	.410	.413	* 1/19/16	at Ole Miss	Wot 77-74	7427
3 POINT FG-ATT	104-317	153-424	* 01/23/16	at Tennessee	L 69-78	13928
3-point FG pct	.328	.361	* 1/26/16	MISSISSIPPI STATE	w 84-74	12764
3-pt FG made per game	6.1	9.0	* 1/30/16	ALABAMA	w 78-64	18000
FREE THROWS-ATT	294-432	270-389	* 02/02/16	at Georgia	L 56-69	6427
Free throw pct	.681	.694	* 02/06/16	at Texas A&M	w 81-78	11240
F-Throws made per game	17.3	15.9	* 2/10/16	LSU	w 94-83	16009
REBOUNDS	672	613	* 2/13/16	KENTUCKY	L 62-89	18000
Rebounds per game	39.5	36.1	* 2-16-16	at Mizzou	L 67-72	5017
Rebounding margin	+3.5	-	* 2/20/16	FLORIDA	Wot 73-69	18000
ASSISTS	216	241	* 2/24/16	TENNESSEE	w 84-58	13224
Assists per game	12.7	14.2	* 02-27-16	at Mississippi State	L 58-68	7488
TURNOVERS	240	253	* 3/3/16	GEORGIA	L 72-74	15397
Turnovers per game	14.1	14.9				
Turnover margin	+0.8	-				
Assist/turnover ratio	0.9	1.0				
STEALS	104	123				
Steals per game	6.1	7.2				
BLOCKS	64	91				
Blocks per game	3.8	5.4				
ATTENDANCE	141838	71526				
Home games-Avg/Game	9-15760	8-8941				
Neutral site-Avg/Game	-	0-0				

* = Conference game
 % - Paradise Jam (Columbia, S.C.)
 ! - Paradise Jam (St. Thomas, USVI)

Score by Periods	1st	2nd	OT	Totals
South Carolina	569	647	20	1236
Opponents	592	624	13	1229



South Carolina Basketball
 South Carolina Team Game-by-Game Comparison (as of Mar 04, 2016)
 All games

Opponent	1st	2nd	Score	Mar	Total FG	FG Pct	3-Pointers	3FG Pct	Free Throws	FT Pct	Rebounds	Assist	T/Over	Block	Steal	Fouls
NORFOLK STATE	40/34	44/35	84-69	+15	23-59/19-56	.390/.339	9-22/11-28	.409/.393	29-42/20-23	.690/.870	46/35 +11	15/12	13/18	4/3	9/7	19/35
ORAL ROBERTS	33/30	51/36	84-66	+18	29-73/22-51	.397/.431	7-21/4-14	.333/.286	19-27/18-23	.704/.783	44/28 +16	14/7	6/13	4/5	5/3	22/23
DePaul	37/28	39/33	76-61	+15	24-60/19-52	.400/.365	5-13/3-14	.385/.214	23-34/20-31	.676/.645	43/33 +10	11/9	12/15	4/2	5/4	27/27
Hofstra	46/39	48/45	94-84	+10	37-68/28-55	.544/.509	5-9/17-34	.556/.500	15-23/11-17	.652/.647	41/23 +18	16/16	9/14	5/2	4/2	18/21
Tulsa	38/29	45/46	83-75	+8	27-54/24-54	.500/.444	7-14/5-16	.500/.313	22-28/22-31	.786/.710	34/31 +3	12/9	13/15	2/0	7/4	25/25
LIPSCOMB	51/40	41/36	92-76	+16	34-66/27-68	.515/.397	5-19/13-35	.263/.371	19-27/9-14	.704/.643	43/29 +14	24/18	17/18	7/3	12/8	19/24
WESTERN CAROLINA	37/28	39/25	76-53	+23	26-63/19-67	.413/.284	8-18/11-32	.444/.344	16-25/4-4	.640/1000	51/36 +15	14/13	19/20	7/3	10/10	12/17
USF	53/22	28/41	81-63	+18	29-61/24-68	.475/.353	7-21/2-15	.333/.133	16-25/13-22	.640/.591	32/46 (14)	14/9	12/19	6/6	12/8	15/20
DREXEL	32/28	47/26	79-54	+25	25-46/19-55	.543/.345	6-12/7-17	.500/.412	23-39/9-19	.590/.474	41/22 +19	14/11	15/13	9/2	6/3	19/28
Clemson	41/25	24/34	65-59	+6	23-53/23-63	.434/.365	8-19/8-26	.421/.308	11-14/5-9	.786/.556	42/34 +8	12/11	16/10	3/8	3/2	16/20
St. John's	40/34	35/27	75-61	+14	27-57/22-49	.474/.449	7-13/5-20	.538/.250	14-19/12-27	.737/.444	43/26 +17	14/11	17/14	1/5	9/6	23/19
FRANCIS MARION	38/20	40/36	78-56	+22	27-64/18-60	.422/.300	8-27/6-23	.296/.261	16-30/14-25	.533/.560	47/42 +5	16/7	16/22	8/4	13/10	18/29
MEMPHIS	42/42	44/34	86-76	+10	18-57/19-61	.316/.311	4-17/8-22	.235/.364	46-63/30-36	.730/.833	53/38 +15	9/8	13/15	7/9	7/7	27/41
Auburn	43/30	38/39	81-69	+12	25-50/24-54	.500/.444	9-23/12-30	.391/.400	22-28/9-13	.786/.692	34/27 +7	15/12	19/21	0/1	9/7	13/19
VANDERBILT	35/38	34/27	69-65	+4	24-57/20-61	.421/.328	3-13/5-24	.231/.208	18-29/20-29	.621/.690	44/36 +8	11/10	13/11	3/7	3/5	23/25
Alabama	22/35	28/38	50-73	(23)	19-53/24-51	.358/.471	3-18/13-28	.167/.464	9-17/12-21	.529/.571	33/38 (5)	9/16	18/17	3/3	4/8	19/20
MISSOURI	41/34	40/38	81-72	+9	28-62/28-57	.452/.491	3-21/7-19	.143/.368	22-33/9-13	.667/.692	41/26 +15	12/17	13/16	5/3	7/8	15/24
Ole Miss	29/39	37/27	77-74	+3	26-62/24-61	.419/.393	4-14/10-33	.286/.303	21-31/16-27	.677/.593	49/37 +12	16/16	15/10	3/4	4/10	24/25
Tennessee	28/29	41/49	69-78	(9)	25-60/19-46	.417/.413	4-14/10-21	.286/.476	15-23/30-32	.652/.938	34/34 -	11/11	17/18	2/3	7/12	24/21
MISSISSIPPI STATE	43/34	41/40	84-74	+10	26-58/23-61	.448/.377	5-15/11-24	.333/.458	27-41/17-23	.659/.739	51/26 +25	13/11	18/12	7/12	6/10	25/32
ALABAMA	35/26	43/38	78-64	+14	22-60/20-60	.367/.333	6-19/6-24	.316/.250	28-46/18-25	.609/.720	50/41 +9	10/12	11/16	5/7	9/5	19/30
Georgia	23/33	33/36	56-69	(13)	18-58/22-56	.310/.393	7-23/8-22	.304/.364	13-19/17-25	.684/.680	37/44 (7)	9/11	14/13	9/9	3/9	23/19
Texas A&M	40/41	41/37	81-78	+3	30-57/26-53	.526/.491	12-21/12-25	.571/.480	9-16/14-22	.563/.636	32/30 +2	22/19	15/17	1/4	8/5	20/20
LSU	39/35	55/48	94-83	+11	30-62/29-61	.484/.475	7-19/9-21	.368/.429	27-36/16-28	.750/.571	36/33 +3	16/16	9/12	3/5	8/4	26/30
KENTUCKY	27/42	35/47	62-89	(27)	18-55/31-64	.327/.484	4-14/11-25	.286/.440	22-31/16-21	.710/.762	39/38 +1	7/17	16/12	8/5	3/6	20/21
Mizzou	25/33	42/39	67-72	(5)	22-66/20-53	.333/.377	7-19/5-21	.368/.238	16-20/27-38	.800/.711	39/46 (7)	10/10	13/17	2/4	6/8	25/21
FLORIDA	30/33	34/31	73-69	+4	27-69/24-65	.391/.369	7-19/9-32	.368/.281	12-16/12-15	.750/.800	39/42 (3)	17/19	10/15	4/7	5/4	14/18
TENNESSEE	49/34	35/24	84-58	+26	32-61/22-63	.525/.349	8-20/10-34	.400/.294	12-18/4-11	.667/.364	40/35 +5	20/13	9/12	3/3	6/5	14/16
Mississippi State	26/37	32/31	58-68	(10)	22-60/25-55	.367/.455	6-19/8-22	.316/.364	8-12/10-19	.667/.526	39/34 +5	7/20	21/15	3/5	7/13	19/17
GEORGIA	34/39	38/35	72-74	(2)	25-73/22-55	.342/.400	9-26/7-19	.346/.368	13-16/23-27	.813/.852	35/46 (11)	11/11	9/19	3/9	9/4	20/18

Note: Game totals are displayed in the format TEAM/OPPONENT for each category



South Carolina Basketball
 South Carolina Category Leaders (as of Mar 04, 2016)
 All games

Points	G	Pts	Pts/G
CARRERA, Michael	30	434	14.5
THORNWELL, Sindarius	30	384	12.8
NOTICE, Duane	30	332	11.1
KACINAS, Mindaugas	30	304	10.1
CHATKEVICIUS, L.	30	282	9.4
DOZIER, PJ	30	204	6.8
SILVA, Chris	30	168	5.6
STROMAN, Marcus	27	58	2.1
GREGORY, Jamall	19	34	1.8
MCKIE, Justin	23	29	1.3
COBB, Eric	23	27	1.2
DOBY, Raymond	12	19	1.6

Scoring Average	G	Pts	Avg/G
CARRERA, Michael	30	434	14.5
THORNWELL, Sindarius	30	384	12.8
NOTICE, Duane	30	332	11.1
KACINAS, Mindaugas	30	304	10.1
CHATKEVICIUS, L.	30	282	9.4
DOZIER, PJ	30	204	6.8
SILVA, Chris	30	168	5.6
STROMAN, Marcus	27	58	2.1
GREGORY, Jamall	19	34	1.8
DOBY, Raymond	12	19	1.6
BLANTON, TeMarcus	8	12	1.5
MCKIE, Justin	23	29	1.3

FG Percentage	FG	Att	Pct
COBB, Eric	13	20	.650
KACINAS, Mindaugas	116	226	.513
GREGORY, Jamall	12	24	.500
CHATKEVICIUS, L.	110	221	.498
SILVA, Chris	51	107	.477
CARRERA, Michael	135	300	.450
NOTICE, Duane	104	261	.398
DOZIER, PJ	81	215	.377
BLANTON, TeMarcus	3	8	.375
THORNWELL, Sindarius	115	320	.359
RAGIN, John	1	3	.333
DOBY, Raymond	6	18	.333

Field Goal Attempts	G	Att	Att/G
THORNWELL, Sindarius	30	320	10.7
CARRERA, Michael	30	300	10.0
NOTICE, Duane	30	261	8.7
KACINAS, Mindaugas	30	226	7.5
CHATKEVICIUS, L.	30	221	7.4

Field Goals Made	G	Made	Made/G
CARRERA, Michael	30	135	4.5
KACINAS, Mindaugas	30	116	3.9
THORNWELL, Sindarius	30	115	3.8
CHATKEVICIUS, L.	30	110	3.7
NOTICE, Duane	30	104	3.5

3-Point Percentage	3FG	Att	Pct
STROMAN, Marcus	3	6	.500
BLANTON, TeMarcus	2	4	.500
CARRERA, Michael	49	117	.419
NOTICE, Duane	61	148	.412
GREGORY, Jamall	2	6	.333
KACINAS, Mindaugas	19	59	.322
THORNWELL, Sindarius	37	119	.311
CHATKEVICIUS, L.	7	26	.269
DOZIER, PJ	8	42	.190
MCKIE, Justin	2	14	.143
RAGIN, John	0	1	.000

3-Point FG Attempts	G	Att	Att/G
NOTICE, Duane	30	148	4.9
THORNWELL, Sindarius	30	119	4.0
CARRERA, Michael	30	117	3.9
KACINAS, Mindaugas	30	59	2.0
DOZIER, PJ	30	42	1.4

3-Point FG Made	G	Made	Made/G
NOTICE, Duane	30	61	2.0
CARRERA, Michael	30	49	1.6
THORNWELL, Sindarius	30	37	1.2
KACINAS, Mindaugas	30	19	0.6
DOZIER, PJ	30	8	0.3

Free Throw Percent	FG	Att	Pct
BLANTON, TeMarcus	4	4	1.000
THORNWELL, Sindarius	117	151	.775
NOTICE, Duane	63	83	.759
CARRERA, Michael	115	153	.752
CHATKEVICIUS, L.	55	76	.724
STROMAN, Marcus	33	50	.660
KACINAS, Mindaugas	53	84	.631
GREGORY, Jamall	8	13	.615
SILVA, Chris	66	108	.611
MCKIE, Justin	7	12	.583
DOZIER, PJ	34	63	.540
DOBY, Raymond	7	13	.538

Free Throw Attempts	G	Att	Att/G
CARRERA, Michael	30	153	5.1
THORNWELL, Sindarius	30	151	5.0
SILVA, Chris	30	108	3.6
KACINAS, Mindaugas	30	84	2.8
NOTICE, Duane	30	83	2.8

Free Throws Made	G	Made	Made/G
THORNWELL, Sindarius	30	117	3.9
CARRERA, Michael	30	115	3.8
SILVA, Chris	30	66	2.2
NOTICE, Duane	30	63	2.1
CHATKEVICIUS, L.	30	55	1.8



South Carolina Basketball
South Carolina Category Leaders (as of Mar 04, 2016)
All games

Rebounds	G	Reb	Reb/G
CARRERA, Michael	30	230	7.7
KACINAS, Mindaugas	30	160	5.3
THORNWELL, Sindarius	30	142	4.7
CHATKEVICIUS, L.	30	137	4.6
SILVA, Chris	30	136	4.5

Rebound Average	G	Reb	Avg/G
CARRERA, Michael	30	230	7.7
KACINAS, Mindaugas	30	160	5.3
THORNWELL, Sindarius	30	142	4.7
CHATKEVICIUS, L.	30	137	4.6
SILVA, Chris	30	136	4.5

Offensive Rebounds	G	No.	Avg/G
CARRERA, Michael	30	65	2.2
KACINAS, Mindaugas	30	65	2.2
CHATKEVICIUS, L.	30	62	2.1
SILVA, Chris	30	54	1.8
THORNWELL, Sindarius	30	37	1.2

Defensive Rebounds	G	No.	Avg/G
CARRERA, Michael	30	165	5.5
THORNWELL, Sindarius	30	105	3.5
KACINAS, Mindaugas	30	95	3.2
SILVA, Chris	30	82	2.7
CHATKEVICIUS, L.	30	75	2.5

Fouls	G	No.	Per/G
SILVA, Chris	30	93	3.1
CARRERA, Michael	30	83	2.8
DOZIER, PJ	30	77	2.6
CHATKEVICIUS, L.	30	72	2.4
KACINAS, Mindaugas	30	64	2.1

Foulsouts	G	No.
SILVA, Chris	30	3
CARRERA, Michael	30	2
CHATKEVICIUS, L.	30	1
KACINAS, Mindaugas	30	1
DOZIER, PJ	30	1

Assists	G	No.	Ast/G
THORNWELL, Sindarius	30	113	3.8
NOTICE, Duane	30	63	2.1
DOZIER, PJ	30	61	2.0
CARRERA, Michael	30	39	1.3
STROMAN, Marcus	27	33	1.2

Steals	G	No.	Stl/G
THORNWELL, Sindarius	30	45	1.5
DOZIER, PJ	30	32	1.1
CARRERA, Michael	30	30	1.0
NOTICE, Duane	30	28	0.9
CHATKEVICIUS, L.	30	17	0.6

Blocked Shots	G	No.	Blk/G
CARRERA, Michael	30	29	1.0
CHATKEVICIUS, L.	30	28	0.9
SILVA, Chris	30	25	0.8
KACINAS, Mindaugas	30	14	0.5
THORNWELL, Sindarius	30	12	0.4

Minutes	G	No.	Min/G
THORNWELL, Sindarius	30	986	32.9
KACINAS, Mindaugas	30	872	29.1
CARRERA, Michael	30	836	27.9
NOTICE, Duane	30	799	26.6
CHATKEVICIUS, L.	30	662	22.1

Turnovers	G	No.	TO/G
DOZIER, PJ	30	77	2.6
THORNWELL, Sindarius	30	68	2.3
CARRERA, Michael	30	58	1.9
CHATKEVICIUS, L.	30	53	1.8
NOTICE, Duane	30	33	1.1
SILVA, Chris	30	33	1.1



South Carolina Basketball
South Carolina Team High/Low Analysis (as of Mar 04, 2016)
All games

South Carolina - TEAM GAME HIGHS

POINTS	94	LSU (2/10/16)
	94	vs Hofstra (11/22/15)
	92	LIPSCOMB (11/27/15)
	86	MEMPHIS (1/2/16)
	84	TENNESSEE (2/24/16)
	84	MISSISSIPPI STATE (1/26/16)
	84	ORAL ROBERTS (11/16/15)
	84	NORFOLK STATE (11/14/15)
FIELD GOALS MADE	37	vs Hofstra (11/22/15)
	34	LIPSCOMB (11/27/15)
FIELD GOAL ATTEMPTS	73	GEORGIA (3/3/16)
	73	ORAL ROBERTS (11/16/15)
FIELD GOAL PERCENTAGE	.544 (37-68)	vs Hofstra (11/22/15)
	.543 (25-46)	DREXEL (12/15/15)
3 PT FIELD GOALS MADE	12	at Texas A&M (02/06/16)
	9	GEORGIA (3/3/16)
	9	at Auburn (01/05/16)
	9	NORFOLK STATE (11/14/15)
3 PT FG ATTEMPTS	27	FRANCIS MARION (12/30/15)
	26	GEORGIA (3/3/16)
3 PT FG PERCENTAGE	.571 (12-21)	at Texas A&M (02/06/16)
	.556 (5-9)	vs Hofstra (11/22/15)
FREE THROWS MADE	46	MEMPHIS (1/2/16)
	29	NORFOLK STATE (11/14/15)
FREE THROW ATTEMPTS	63	MEMPHIS (1/2/16)
	46	ALABAMA (1/30/16)
FREE THROW PERCENTAGE	.813 (13-16)	GEORGIA (3/3/16)
	.800 (16-20)	at Mizzou (2-16-16)
REBOUNDS	53	MEMPHIS (1/2/16)
	51	MISSISSIPPI STATE (1/26/16)
	51	WESTERN CAROLINA (11/30/15)
ASSISTS	24	LIPSCOMB (11/27/15)
	22	at Texas A&M (02/06/16)
STEALS	13	FRANCIS MARION (12/30/15)
	12	USF (12/5/15)
	12	LIPSCOMB (11/27/15)
BLOCKED SHOTS	9	at Georgia (02/02/16)
	9	DREXEL (12/15/15)
TURNOVERS	21	at Mississippi State (02-27-16)
	19	at Auburn (01/05/16)
	19	WESTERN CAROLINA (11/30/15)
FOULS	27	MEMPHIS (1/2/16)
	27	vs DePaul (11/20/15)



South Carolina Basketball
 South Carolina High/Low Analysis (as of Mar 04, 2016)
 All games

Opponent - GAME HIGHS

POINTS	89	KENTUCKY (2/13/16)
	84	vs Hofstra (11/22/15)
	83	LSU (2/10/16)
	78	at Texas A&M (02/06/16)
	78	at Tennessee (01/23/16)
FIELD GOALS MADE	31	KENTUCKY (2/13/16)
	29	LSU (2/10/16)
FIELD GOAL ATTEMPTS	68	USF (12/5/15)
	68	LIPSCOMB (11/27/15)
FIELD GOAL PERCENTAGE	.509 (28-55)	vs Hofstra (11/22/15)
	.491 (28-57)	MISSOURI (1/16/16)
3 PT FIELD GOALS MADE	17	vs Hofstra (11/22/15)
	13	at Alabama (1/13/16)
	13	LIPSCOMB (11/27/15)
3 PT FG ATTEMPTS	35	LIPSCOMB (11/27/15)
	34	TENNESSEE (2/24/16)
	34	vs Hofstra (11/22/15)
3 PT FG PERCENTAGE	.500 (17-34)	vs Hofstra (11/22/15)
	.480 (12-25)	at Texas A&M (02/06/16)
FREE THROWS MADE	30	at Tennessee (01/23/16)
	30	MEMPHIS (1/2/16)
FREE THROW ATTEMPTS	38	at Mizzou (2-16-16)
	36	MEMPHIS (1/2/16)
FREE THROW PERCENTAGE	1.000 (4-4)	WESTERN CAROLINA (11/30/15)
	.938 (30-32)	at Tennessee (01/23/16)
REBOUNDS	46	GEORGIA (3/3/16)
	46	at Mizzou (2-16-16)
	46	USF (12/5/15)
ASSISTS	20	at Mississippi State (02-27-16)
	19	FLORIDA (2/20/16)
	19	at Texas A&M (02/06/16)
STEALS	13	at Mississippi State (02-27-16)
	12	at Tennessee (01/23/16)
BLOCKED SHOTS	12	MISSISSIPPI STATE (1/26/16)
	9	GEORGIA (3/3/16)
	9	at Georgia (02/02/16)
	9	MEMPHIS (1/2/16)
TURNOVERS	22	FRANCIS MARION (12/30/15)
	21	at Auburn (01/05/16)
FOULS	41	MEMPHIS (1/2/16)
	35	NORFOLK STATE (11/14/15)



South Carolina Basketball
South Carolina High/Low Analysis (as of Mar 04, 2016)
All games

South Carolina - GAME LOWS

POINTS	50	at Alabama (1/13/16)
	56	at Georgia (02/02/16)
	58	at Mississippi State (02-27-16)
	62	KENTUCKY (2/13/16)
	65	at Clemson (12/18/15)
FIELD GOALS MADE	18	MEMPHIS (1/2/16)
	18	at Georgia (02/02/16)
	18	KENTUCKY (2/13/16)
FIELD GOAL ATTEMPTS	46	DREXEL (12/15/15)
	50	at Auburn (01/05/16)
FIELD GOAL PERCENTAGE	.310 (18-58)	at Georgia (02/02/16)
	.316 (18-57)	MEMPHIS (1/2/16)
3 PT FIELD GOALS MADE	3	VANDERBILT (1/9/16)
	3	at Alabama (1/13/16)
	3	MISSOURI (1/16/16)
3 PT FG ATTEMPTS	9	vs Hofstra (11/22/15)
	12	DREXEL (12/15/15)
3 PT FG PERCENTAGE	.143 (3-21)	MISSOURI (1/16/16)
	.167 (3-18)	at Alabama (1/13/16)
FREE THROWS MADE	8	at Mississippi State (02-27-16)
	9	at Alabama (1/13/16)
	9	at Texas A&M (02/06/16)
FREE THROW ATTEMPTS	12	at Mississippi State (02-27-16)
	14	at Clemson (12/18/15)
FREE THROW PERCENTAGE	.529 (9-17)	at Alabama (1/13/16)
	.533 (16-30)	FRANCIS MARION (12/30/15)
REBOUNDS	32	USF (12/5/15)
	32	at Texas A&M (02/06/16)
ASSISTS	7	KENTUCKY (2/13/16)
	7	at Mississippi State (02-27-16)
STEALS	3	at Clemson (12/18/15)
	3	VANDERBILT (1/9/16)
	3	at Georgia (02/02/16)
	3	KENTUCKY (2/13/16)
BLOCKED SHOTS	0	at Auburn (01/05/16)
	1	vs St. John's (12/22/15)
	1	at Texas A&M (02/06/16)
TURNOVERS	6	ORAL ROBERTS (11/16/15)
	9	vs Hofstra (11/22/15)
	9	LSU (2/10/16)
	9	TENNESSEE (2/24/16)
	9	GEORGIA (3/3/16)
FOULS	12	WESTERN CAROLINA (11/30/15)
	13	at Auburn (01/05/16)



South Carolina Basketball
South Carolina High/Low Analysis (as of Mar 04, 2016)
All games

Opponent - GAME LOWS

POINTS	53	WESTERN CAROLINA (11/30/15)
	54	DREXEL (12/15/15)
	56	FRANCIS MARION (12/30/15)
	58	TENNESSEE (2/24/16)
	59	at Clemson (12/18/15)
FIELD GOALS MADE	18	FRANCIS MARION (12/30/15)
	19	NORFOLK STATE (11/14/15)
	19	vs DePaul (11/20/15)
	19	WESTERN CAROLINA (11/30/15)
	19	DREXEL (12/15/15)
	19	MEMPHIS (1/2/16)
	19	at Tennessee (01/23/16)
FIELD GOAL ATTEMPTS	46	at Tennessee (01/23/16)
	49	vs St. John's (12/22/15)
FIELD GOAL PERCENTAGE	.284 (19-67)	WESTERN CAROLINA (11/30/15)
	.300 (18-60)	FRANCIS MARION (12/30/15)
3 PT FIELD GOALS MADE	2	USF (12/5/15)
	3	vs DePaul (11/20/15)
3 PT FG ATTEMPTS	14	ORAL ROBERTS (11/16/15)
	14	vs DePaul (11/20/15)
3 PT FG PERCENTAGE	.133 (2-15)	USF (12/5/15)
	.208 (5-24)	VANDERBILT (1/9/16)
FREE THROWS MADE	4	WESTERN CAROLINA (11/30/15)
	4	TENNESSEE (2/24/16)
FREE THROW ATTEMPTS	4	WESTERN CAROLINA (11/30/15)
	9	at Clemson (12/18/15)
FREE THROW PERCENTAGE	.364 (4-11)	TENNESSEE (2/24/16)
	.444 (12-27)	vs St. John's (12/22/15)
REBOUNDS	22	DREXEL (12/15/15)
	23	vs Hofstra (11/22/15)
ASSISTS	7	ORAL ROBERTS (11/16/15)
	7	FRANCIS MARION (12/30/15)
STEALS	2	vs Hofstra (11/22/15)
	2	at Clemson (12/18/15)
BLOCKED SHOTS	0	vs Tulsa (11/23/15)
	1	at Auburn (01/05/16)
TURNOVERS	10	at Clemson (12/18/15)
	10	at Ole Miss (1/19/16)
FOULS	16	TENNESSEE (2/24/16)
	17	WESTERN CAROLINA (11/30/15)
	17	at Mississippi State (02-27-16)



South Carolina Basketball
South Carolina Player High/Low Analysis (as of Mar 04, 2016)
All games

South Carolina - I N D I V I D U A L G A M E H I G H S

Points	34		CARRERA, Michael vs Mississippi State (1/26/16)
	27		CHATKEVICIUS, L. vs Oral Roberts (11/16/15)
	25		CARRERA, Michael vs Kentucky (2/13/16)
	25		THORNWELL, Sindarius at Texas A&M (02/06/16)
	24		THORNWELL, Sindarius vs LSU (2/10/16)
Field Goals Made	10		CARRERA, Michael vs Mississippi State (1/26/16)
	9		THORNWELL, Sindarius at Texas A&M (02/06/16)
	9		KACINAS, Mindaugas vs Hofstra (11/22/15)
	9		CHATKEVICIUS, L. vs Oral Roberts (11/16/15)
Field Goal Att.	21		CARRERA, Michael vs Georgia (3/3/16)
	20		THORNWELL, Sindarius at Texas A&M (02/06/16)
FG Pct (min 5 made)	1.000	(7-7)	CHATKEVICIUS, L. vs Lipscomb (11/27/15)
	1.000	(6-6)	CARRERA, Michael at Texas A&M (02/06/16)
3-Point FG Made	5		KACINAS, Mindaugas vs Georgia (3/3/16)
	5		NOTICE, Duane at Mizzou (2-16-16)
	5		CARRERA, Michael at Texas A&M (02/06/16)
	5		THORNWELL, Sindarius at Auburn (01/05/16)
3-Point FG Att.	10		CARRERA, Michael vs Georgia (3/3/16)
	8		CARRERA, Michael vs Florida (2/20/16)
	8		NOTICE, Duane vs LSU (2/10/16)
	8		THORNWELL, Sindarius at Texas A&M (02/06/16)
	8		THORNWELL, Sindarius at Georgia (02/02/16)
	8		NOTICE, Duane vs Mississippi State (1/26/16)
	8		NOTICE, Duane at Ole Miss (1/19/16)
	8		THORNWELL, Sindarius at Auburn (01/05/16)
3-Pt FG Pct (min 2 made)	1.000	(5-5)	CARRERA, Michael at Texas A&M (02/06/16)
	1.000	(2-2)	NOTICE, Duane vs St. John's (12/22/15)
	1.000	(2-2)	BLANTON, TeMarcus vs Drexel (12/15/15)
	1.000	(2-2)	KACINAS, Mindaugas vs Western Carolina (11/30/15)
	1.000	(2-2)	CARRERA, Michael vs Hofstra (11/22/15)
	1.000	(2-2)	DOZIER, PJ vs Hofstra (11/22/15)
	1.000	(2-2)	NOTICE, Duane vs DePaul (11/20/15)
Free Throws Made	12		CARRERA, Michael vs Alabama (1/30/16)
	12		CARRERA, Michael vs Mississippi State (1/26/16)
	12		NOTICE, Duane vs Memphis (1/2/16)
Free Throw Att.	16		DOZIER, PJ vs Drexel (12/15/15)
	15		CARRERA, Michael vs Kentucky (2/13/16)
	15		CARRERA, Michael vs Mississippi State (1/26/16)
	15		KACINAS, Mindaugas vs DePaul (11/20/15)
FT Pct (min 3 made)	1.000	(12-12)	NOTICE, Duane vs Memphis (1/2/16)
	1.000	(8-8)	STROMAN, Marcus at Auburn (01/05/16)
	1.000	(7-7)	CHATKEVICIUS, L. at Ole Miss (1/19/16)
	1.000	(6-6)	THORNWELL, Sindarius vs Florida (2/20/16)
	1.000	(6-6)	THORNWELL, Sindarius at Georgia (02/02/16)
	1.000	(6-6)	THORNWELL, Sindarius vs Mississippi State (1/26/16)
	1.000	(6-6)	THORNWELL, Sindarius vs Tulsa (11/23/15)
	1.000	(5-5)	CARRERA, Michael vs Western Carolina (11/30/15)
	1.000	(4-4)	KACINAS, Mindaugas vs Georgia (3/3/16)
	1.000	(4-4)	THORNWELL, Sindarius at Mizzou (2-16-16)
	1.000	(4-4)	THORNWELL, Sindarius vs Alabama (1/30/16)
	1.000	(4-4)	CARRERA, Michael at Tennessee (01/23/16)
	1.000	(4-4)	KACINAS, Mindaugas vs Memphis (1/2/16)
	1.000	(4-4)	CHATKEVICIUS, L. vs Tulsa (11/23/15)

	1.000	(4-4)	KACINAS, Mindaugas vs Oral Roberts (11/16/15)
	1.000	(3-3)	DOBY, Raymond vs LSU (2/10/16)
	1.000	(3-3)	NOTICE, Duane at Alabama (1/13/16)
	1.000	(3-3)	SILVA, Chris vs Francis Marion (12/30/15)
	1.000	(3-3)	THORNWELL, Sindarius at Clemson (12/18/15)
	1.000	(3-3)	CHATKEVICIUS, L. vs Lipscomb (11/27/15)
	1.000	(3-3)	CARRERA, Michael vs Lipscomb (11/27/15)
	1.000	(3-3)	NOTICE, Duane vs Norfolk State (11/14/15)
	1.000	(3-3)	CHATKEVICIUS, L. vs Norfolk State (11/14/15)
Rebounds	15		CARRERA, Michael vs Florida (2/20/16)
	15		CARRERA, Michael vs Mississippi State (1/26/16)
Assists	9		THORNWELL, Sindarius at Texas A&M (02/06/16)
	8		NOTICE, Duane vs Florida (2/20/16)
Steals	5		DOZIER, PJ vs Francis Marion (12/30/15)
	5		THORNWELL, Sindarius vs Tulsa (11/23/15)
Blocked Shots	3		CARRERA, Michael vs Florida (2/20/16)
	3		CARRERA, Michael vs Kentucky (2/13/16)
	3		CARRERA, Michael at Georgia (02/02/16)
	3		SILVA, Chris vs Alabama (1/30/16)
	3		CARRERA, Michael vs Mississippi State (1/26/16)
	3		SILVA, Chris vs Francis Marion (12/30/15)
	3		CHATKEVICIUS, L. vs Drexel (12/15/15)
	3		SILVA, Chris vs USF (12/5/15)
	3		CHATKEVICIUS, L. vs Hofstra (11/22/15)
Turnovers	6		THORNWELL, Sindarius vs Kentucky (2/13/16)
	6		DOZIER, PJ at Auburn (01/05/16)
Fouls	5		CHATKEVICIUS, L. at Mizzou (2-16-16)
	5		SILVA, Chris vs LSU (2/10/16)
	5		KACINAS, Mindaugas vs LSU (2/10/16)
	5		CARRERA, Michael at Georgia (02/02/16)
	5		SILVA, Chris at Georgia (02/02/16)
	5		DOZIER, PJ at Alabama (1/13/16)
	5		CARRERA, Michael vs Vanderbilt (1/9/16)
	5		SILVA, Chris vs Francis Marion (12/30/15)
Minutes	44		THORNWELL, Sindarius vs Florida (2/20/16)
	43		CARRERA, Michael vs Florida (2/20/16)
	41		THORNWELL, Sindarius at Ole Miss (1/19/16)
	39		THORNWELL, Sindarius vs Georgia (3/3/16)
	39		THORNWELL, Sindarius at Texas A&M (02/06/16)



South Carolina Basketball
South Carolina Opponent High/Low Analysis (as of Mar 04, 2016)
All games

OPPONENT INDIVIDUAL GAME HIGHS

Points	36		Punter, Kevin at Tennessee (01/23/16)
	31		Obi Emegano vs Oral Roberts (11/16/15)
	28		GREEN, Juan'ya vs Hofstra (11/22/15)
	27		Tyler Ulis vs Kentucky (2/13/16)
	27		Norris, Riley at Alabama (1/13/16)
Field Goals Made	10		CLARK, Wes vs Missouri (1/16/16)
	10		Harris, Tyler at Auburn (01/05/16)
Field Goal Att.	21		Jamal Murray vs Kentucky (2/13/16)
	21		Obi Emegano vs Oral Roberts (11/16/15)
FG Pct (min 5 made)	1.000	(6-6)	ROSBURG, Ryan vs Missouri (1/16/16)
	.833	(5-6)	JONES, Damian vs Vanderbilt (1/9/16)
	.833	(5-6)	JONES, Christian vs St. John's (12/22/15)
3-Point FG Made	8		Norris, Riley at Alabama (1/13/16)
	6		Punter, Kevin at Tennessee (01/23/16)
	6		GREEN, Juan'ya vs Hofstra (11/22/15)
3-Point FG Att.	13		GREEN, Juan'ya vs Hofstra (11/22/15)
	12		Canty, Kareem at Auburn (01/05/16)
3-Pt FG Pct (min 2 made)	1.000	(3-3)	I.J. Ready vs Mississippi State (1/26/16)
	1.000	(2-2)	PATTERSON, Jalyn vs LSU (2/10/16)
	1.000	(2-2)	Alex Caruso at Texas A&M (02/06/16)
	1.000	(2-2)	MARTIN, Jeremiah vs Memphis (1/2/16)
Free Throws Made	14		Punter, Kevin at Tennessee (01/23/16)
	12		TARRANT JR., Ricky vs Memphis (1/2/16)
	12		HARRISON, Shaquille vs Tulsa (11/23/15)
Free Throw Att.	17		ROSBURG at Mizzou (2-16-16)
	16		HARRISON, Shaquille vs Tulsa (11/23/15)
FT Pct (min 3 made)	1.000	(12-12)	TARRANT JR., Ricky vs Memphis (1/2/16)
	1.000	(10-10)	Obi Emegano vs Oral Roberts (11/16/15)
	1.000	(8-8)	Hubbs III, Robert at Tennessee (01/23/16)
	1.000	(7-7)	GOODWIN, Shaq vs Memphis (1/2/16)
	1.000	(7-7)	GARRETT, Billy vs DePaul (11/20/15)
	1.000	(5-5)	MATEN, Yante vs Georgia (3/3/16)
	1.000	(5-5)	WRIGHT at Mizzou (2-16-16)
	1.000	(5-5)	I.J. Ready vs Mississippi State (1/26/16)
	1.000	(5-5)	Coleman, Justin at Alabama (1/13/16)
	1.000	(5-5)	SHORT, Jeff vs Norfolk State (11/14/15)
	1.000	(4-4)	VICTOR II, Craig vs LSU (2/10/16)
	1.000	(4-4)	Hale, Shannon vs Alabama (1/30/16)
	1.000	(4-4)	Moody, Stefan at Ole Miss (1/19/16)
	1.000	(4-4)	MORILLO, Nehemias vs USF (12/5/15)
	1.000	(4-4)	Mike Brown vs Western Carolina (11/30/15)
	1.000	(3-3)	Allen, KeVaughn vs Florida (2/20/16)
	1.000	(3-3)	Q. Weatherspoon vs Mississippi State (1/26/16)
	1.000	(3-3)	WOODSON, Avery vs Memphis (1/2/16)
Rebounds	13		Finney-Smith, Dorian vs Florida (2/20/16)
	13		Marcus Lee vs Kentucky (2/13/16)
	13		COUSINS, Jaleel vs USF (12/5/15)
Assists	12		Tyler Ulis vs Kentucky (2/13/16)
	8		Alex Caruso at Texas A&M (02/06/16)
	8		CLARK, Wes vs Missouri (1/16/16)
	8		MORAN, NATHAN vs Lipscomb (11/27/15)
Steals	5		I.J. Ready at Mississippi State (02-27-16)
	5		Moore, Armani at Tennessee (01/23/16)

Blocked Shots	5	NNOKO, Landry at Clemson (12/18/15)
	4	Travis Daniels at Mississippi State (02-27-16)
	4	MATEN, Yante at Georgia (02/02/16)
	4	Craig Sword vs Mississippi State (1/26/16)
	4	KORNET, Luke vs Vanderbilt (1/9/16)
	4	Albert Owens vs Oral Roberts (11/16/15)
Turnovers	7	PETERS, Roddy vs USF (12/5/15)
	6	Phillips, Shembari vs Tennessee (2/24/16)
	6	Harris, Tyler at Auburn (01/05/16)
	6	Bowers, Cinmeon at Auburn (01/05/16)
Fouls	6	Torrion Brummitt vs Western Carolina (11/30/15)
	5	Egbunu, John vs Florida (2/20/16)
	5	PURYEAR at Mizzou (2-16-16)
	5	QUARTERMAN, Tim vs LSU (2/10/16)
	5	VICTOR II, Craig vs LSU (2/10/16)
	5	Jalen Jones at Texas A&M (02/06/16)
	5	Hall, Donta vs Alabama (1/30/16)
	5	Obasohan, Retin vs Alabama (1/30/16)
	5	Kessens, Michael vs Alabama (1/30/16)
	5	Taylor, Jimmie vs Alabama (1/30/16)
	5	Malik Newman vs Mississippi State (1/26/16)
	5	Craig Sword vs Mississippi State (1/26/16)
	5	Reese, Derek at Tennessee (01/23/16)
	5	Gielo, Tomasz at Ole Miss (1/19/16)
	5	Perez, Anthony at Ole Miss (1/19/16)
	5	ROSBURG, Ryan vs Missouri (1/16/16)
	5	Hall, Donta at Alabama (1/13/16)
	5	CRESSLER, Nolan vs Vanderbilt (1/9/16)
	5	JONES, Damian vs Vanderbilt (1/9/16)
	5	BALDWIN IV, Wade vs Vanderbilt (1/9/16)
	5	Brown, Bryce at Auburn (01/05/16)
	5	LAWSON, Dedric vs Memphis (1/2/16)
	5	BURRELL, Trahson vs Memphis (1/2/16)
	5	GOODWIN, Shaq vs Memphis (1/2/16)
	5	CRAWFORD, Markel vs Memphis (1/2/16)
	5	LAWSON, K.J. vs Memphis (1/2/16)
	5	JEROME, David vs Francis Marion (12/30/15)
	5	DAVIS JR., Mike vs Francis Marion (12/30/15)
	5	Myles, Tyshawn vs Drexel (12/15/15)
	5	Allen, Terrell vs Drexel (12/15/15)
5	Williams, Austin vs Drexel (12/15/15)	
5	BRAMMEIER, GEORGE vs Lipscomb (11/27/15)	
5	SWANNEGAN, Brandon vs Tulsa (11/23/15)	
5	CURTIS, Marquel vs Tulsa (11/23/15)	
5	NICHOLS, Malik vs Hofstra (11/22/15)	
5	Brandon Conley vs Oral Roberts (11/16/15)	
5	Aaron Anderson vs Oral Roberts (11/16/15)	
5	WADE, Jonathan vs Norfolk State (11/14/15)	
5	TAYLOR, D'Shon vs Norfolk State (11/14/15)	
5	SHORT, Jeff vs Norfolk State (11/14/15)	