



# 2015-16 Women's Basketball SOUTH CAROLINA

Assoc. Media Relations Director: Diana Koval | Office: 803.777.7977 | Cell: 314.369.6050 | Email: dkoval@mailbox.sc.edu | Twitter: @DianaKovalSID  
Website: www.GamecocksOnline.com | Twitter: @GamecockWBB | Instagram: @GamecockWBB | Facebook: @GamecockWBB



## 2016 NCAA Tournament

First & Second Rounds • March 18/20 • Columbia, S.C. • Colonial Life Arena (18,000)  
Jacksonville • George Washington • Kansas State



### Schedule/Results

Nov. 13	#6/10 Ohio State (SECN+)	W, 88-80
Nov. 15	UNCG (SECN+)	W, 92-44
Nov. 18	at Clemson (ESPN3)	W, 67-41
Nov. 22	at UCLA (Pac-12 Network)	W, 68-65

#### Waikiki Beach Marriott Rainbow Wahine Showdown (Honolulu, Hawaii)

Nov. 27	vs. #16/18 Arizona State	W, 60-58
Nov. 28	vs. CSU Bakersfield	W, 90-71
Nov. 29	at Hawaii	W, 67-51

Dec. 6	#14/13 Duke (ESPN2)	W, 66-55
Dec. 13	Winthrop (SECN)	W, 86-37
Dec. 16	Hampton (SECN+)	W, 86-48

#### CresCom Bank Carolinas College Women's Challenge (Myrtle Beach, S.C.)

Dec. 20	vs. East Carolina	W, 88-57
---------	-------------------	----------

Dec. 22	Elon (SECN+)	W, 78-63
Jan. 3	Arkansas* (ESPNU)	W, 85-32
Jan. 7	at Vanderbilt* (SECN^)	W, 71-61
Jan. 10	#20/- Missouri* (SECN)	W, 83-58
Jan. 14	at #9/9 Kentucky* (SECN)	W, 73-62
Jan. 17	#15/11 Texas A&M* (ESPN2)	W, 59-58
Jan. 21	at Auburn* (SECN+)	W, 74-58
Jan. 24	at #10/10 Miss. State* (ESPN2)	W, 51-57
Jan. 28	Ole Miss* (SECN+)	W, 81-62
Jan. 31	at #10/10 Texas A&M* (ESPN2)	W, 70-63
Feb. 4	#18/18 Kentucky* (SECN)	W, 78-68
Feb. 8	#1/1 Connecticut (ESPN2)	L, 54-66
Feb. 11	#16/19 Florida* (SECN+)	W, 86-71
Feb. 15	at #24/-Tennessee* (ESPN2)	W, 62-56
Feb. 18	Georgia* (SECN+)	W, 61-51
Feb. 22	at Alabama* (SECN)	W, 66-46
Feb. 25	at Ole Miss* (SECN^)	W, 66-45
Feb. 28	LSU* (ESPNU)	W, 75-39

#### SEC Tournament (Jacksonville, Fla.)

Mar. 4	vs. Auburn (SECN)	W, 57-48
Mar. 5	vs. #13/13 Kentucky (ESPNU)	W, 93-63
Mar. 6	vs. #16/16 Miss. St. (ESPN)	W, 66-52

\* indicates SEC Game  
SECN^ indicates whip around coverage on SEC Network with full game available on SECN+

### #TheShowSC

South Carolina head coach Dawn Staley selected this season's theme as "The Show" to recognize all the elements that go into what has become one of the nation's premier programs. For the first time the theme is not focused on the team itself. Instead, Staley wanted to showcase the state of South Carolina, the fans, the band, the cheerleaders, the program, the University and how they have come together to support her team.

### South Carolina Gamecocks 31-1, 16-0 SEC



**Ranking:** 3/2 (AP/Coaches)  
**Head Coach:** Dawn Staley  
**Record at SC:** 186-75 (8th)  
**Career Rec.:** 358-155 (16th)  
**Top Scorer:** A'ja Wilson (16.4)  
**Top Reb.:** Alaina Coates (10.1)

### Game Information

**Tickets:** \$36-23 Booklets; \$15 Friday; \$12 Saturday  
**Broadcast:** ESPN2 (Beth Mowins, play-by-play; Stephanie White, analyst)  
**Radio:** 107.5 The Game (Brad Muller)  
**Live Stats:** GamecocksOnline.com

### NCAA Tournament History

<b>Appearances</b> .....	13 (1982, 1986, 1988, 1989, 1990, 1991, 2002, 2003, 2012, 2013, 2014, 2015, 2016)	<b>Sweet 16 Appearances</b> .....	6 (1982, 1990, 2002, 2012, 2014, 2015)
<b>Staley Era</b> .....	5 (2012, 2013, 2014, 2015, 2016)	<b>Staley Era</b> .....	3 (2012, 2014, 2015)
<b>Overall Record</b> .....	17-12	<b>Elite Eight Appearances</b> .....	2 (2002, 2015)
<b>Staley Era</b> .....	9-4	<b>Staley Era</b> .....	1 (2015)
		<b>Final Four Appearances</b> .....	1 (2015)












### Game Notables

- South Carolina is playing in its fifth-straight NCAA Tournament, the longest stretch in program history. Nine current Gamecocks have a combined 65 games of experience in the NCAA Tournament with Tiffany Mitchell's 14.4 scoring average leading the way. The senior guard has shot 41.5 percent from the field in her 10 career games, including 48.1 percent (13-of-27) from 3-point range. Junior center Alaina Coates is not far behind at 14.3 points per game to go with her team-best 8.9 rebounds per outing in her career eight game at the event, which includes Greensboro Region MVP honors last season.
- Staley has challenged her bench to top that of its opponents, and the group has delivered, outscoring its counterparts 25 times this season, including the last six games. Leading that charge is Bianca Cuevas with her 6.6 points per game, including 8.8 points per game over the last five outings.
- South Carolina has out-scored its opponent at the free throw line 27 times this season and has made more free throws (516) than its opponent has attempted (770).
- The Gamecock defense has been locked in lately, even moreso than usual. Over the past five games, opponents have scored just 49.4 points per game after entering the stretch allowing just 56.8 points per outing. This season, opposing teams have scored fewer than 60 points 20 times, including seven ranked foes.
- Senior guard Tiffany Mitchell has steadily lifted her scoring average as the season winds down. Over the last 10 games, the First-Team All-SEC selection is tied for the team lead with 15.8 points per game on 40.3 percent shooting, including 38.2 percent from 3-point range, 2.7 assists and 1.8 steals. The numbers are even more impressive over the last five games – 16.6 points, 3.2 assists and 2.2 steals per games. In her first 22 games, Mitchell averaged 14.1 points, 2.5 assists and 1.7 steals.
- Senior guard Khadijah Sessions' lockdown defense played a huge role in the Gamecocks' SEC Tournament and the team's overall success this season. Her offense has made more of an impact this season as well, delivering in volume – averaging 6.7 points this season compared to 4.5 last season – and in key moments helping to power six close games to victory, including five against ranked opponents. (More on page 9)
- Sophomore forward A'ja Wilson was named SEC Player of the Year and Defensive Player of the Year, becoming just the second player in league history to bring home both awards. On every national player of the year watch list, she is 29th in the nation in field goal percentage (.544) and 12th in blocks (3.1). Wilson also ranks in the SEC's top five in scoring, rebounding and double-doubles.
- Junior center Alaina Coates is the SEC's top rebounder and ranks 22nd in the nation at 10.1 boards per game. She is the only player in the SEC to average a double-double, which she did both overall (11.6 ppg/10.1 rpg) and in conference play (11.2 ppg/11.1 rpg). Her 17 double-doubles this season rank 15th in the nation and include 10 in SEC action. Coates is also just the second Gamecock ever to amass 1,000 points and 800 rebounds prior to her senior season.

### A Look Inside

Game Notes.....	1-14
Records Update.....	15-16
Season Statistics.....	17-24
Season Box Scores.....	25-32
Team Profiles.....	33-54
NCAA Tournament History.....	55-58
News Clippings.....	59-82

# 2015-16 South Carolina Media Roster

1		<p><b>Bianca Cuevas</b> 5-6 • So. • Guard • Bronx, N.Y. <i>kway-VAHS</i></p> <p>PPG 6.6 RPG 1.6 APG 1.8 FG% .367 FT% .758</p>	<p>LAST GAME: 7 pts, 3 stls vs. Miss State NOTABLE: Lightning-quick guard who finishes well in traffic ... 3rd scorer at SEC Tourn (10.7 ppg), .524 FG %age ... ≥ 10 points 8x ... ≥ 3 steals 7x this season ... 2014 McDonald's All-America.</p>	<p><b>Career Highs</b> Pts: 21 at Ole Miss, 2/1/15 Reb: 6 at Alabama, 2/22/16 Ast: 6 vs. CSUB, 11/28/15 Stl: 5 vs. Missouri, 1/10/16</p>
4		<p><b>Doniyah Cliney</b> 6-0 • R-Fr. • Guard • Newark, N.J. <i>dawn-YAY CLY-nee</i></p> <p>PPG 3.3 RPG 0.9 APG 0.8 FG% .422 FT% .667</p>	<p>LAST GM: 2 mins vs. Miss. State NOTABLE: Athletic guard with good court vision, improving constantly since return from hand injury ... played in 18 games with 2 starts ... scored in double figures once (Florida) ... won two HS state titles.</p>	<p><b>Career Highs</b> Pts: 10 vs. Florida, 2/11/16 Reb: 3, 2x, vs. Florida, 2/11/16 Ast: 3 at Auburn, 1/21/16 Stl: 3 vs. Georgia, 2/18/16</p>
5		<p><b>Khadijah Sessions</b> 5-8 • Sr. • Guard • Myrtle Beach, S.C. <i>kuh-DEE-zhub SESH-uns</i></p> <p>PPG 6.7 RPG 2.6 APG 2.2 FG% .454 FT% .631</p>	<p>LAST GM: 11 pts, 4 rebs, 2 stls vs. Miss State NOTABLE: Team captain ... career best FG %age ... in SEC, 7.4 ppg on 45.3% FG ... in SEC Tourn, 8.7 ppg, .538 FG%, .750 3FG %age ... posted ≥4 assists 8x, scored ≥10 pts 9x ... 5th in SEC in steals (2.0).</p>	<p><b>Career Highs</b> Pts: 19 vs. Auburn, 2/3/13 Reb: 11 at Alabama, 2/22/16 Ast: 8 vs. NC Central, 12/1/14 Stl: 6 vs. Georgia, 2/18/16</p>
22		<p><b>A'ja Wilson</b> 6-5 • So. • Forward • Hopkins, S.C. <i>A-zhub</i></p> <p>PPG 16.4 RPG 8.7 BPG 3.1 FG% .544 FT% .728</p>	<p>LAST GM: 19 pts, 13 rebs vs. Miss State NOTABLE: SEC Player and Def. Player of the Year ... 12 dbl-dbls, 12th in NCAA in bpg ... SEC top 5 in ppg, rpg, FG% ... SEC Tourn All-Tourn Team ... on four national player of the year watch lists ... two-time All-America.</p>	<p><b>Career Highs</b> Pts: 28 vs. Duke, 12/6/15 Reb: 19 at Kentucky, 3/1/15 Blks: 8, 2x, vs. TAMU, 1/17/16 Stl: 3, 4x, vs. C. Mich., 12/20/14</p>
23		<p><b>Tina Roy</b> 5-11 • Sr. • Guard • Kaplan, La.</p> <p>PPG 5.8 RPG 1.5 APG 2.3 FG% .335 FT% .455</p>	<p>LAST GM: 6 mins vs. Miss State NOTABLE: Team captain ... in SEC play – 7.4 ppg, .387 3FG %age (36-of-93) ... overall, 5th in SEC in 3s/gm (1.8) ... ≥4 3s in 5 games ... ≥3 assists in 15 games ... 2nd on team in assists vs. SEC (2.6).</p>	<p><b>Career Highs</b> Pts: 21 vs. Arkansas, 1/3/16 Reb: 8 at Miss. St., 2/6/14 Ast: 10 vs. Sav. St., 12/14/14 Stl: 3, 2x, vs. Ole Miss, 1/28/16</p>
24		<p><b>Sarah Imovbioh</b> 6-2 • Sr. • Forward • Abuja, Nigeria <i>ih-MOE-vee-o</i></p> <p>PPG 4.3 RPG 4.9 APG 0.3 FG% .577 FT% .448</p>	<p>LAST GM: 2 rebs in 7 mins vs. Miss State NOTABLE: Great energy, aggressive around rim ... double-digit rebounds 3x, double-digit points 3x, 1 double-double.</p>	<p><b>Career Highs</b> Pts: 19 vs. Hampton, 12/16/15 Reb: 12 vs. ECU, 12/20/15 Ast: 2, 2x, vs. Missouri, 1/10/16 Stl: 2, 3x, at Ole Miss, 2/15/16</p>
25		<p><b>Tiffany Mitchell</b> 5-9 • Sr. • Guard • Charlotte, N.C.</p> <p>PPG 15.0 RPG 2.8 APG 2.5 FG% .414 FT% .829</p>	<p>LAST GM: 19 pts, 5 assts vs. Miss State NOTABLE: All-SEC 1st Team ... ≥10 pts 29x ... 7th in SEC ppg, 3rd FT% ... vs. SEC, 15.6 ppg, 2.8 apg, 1.9 spg ... SEC Tourn MVP ... Naismith, Wooden, Drysdale, Staley Watch Lists ... 2x SEC POY, 3x All-America.</p>	<p><b>Career Highs</b> Pts: 25 vs. Georgia, 2/27/14 Reb: 11, 5x, at Arkansas, 1/2/14 Ast: 9 at SDSU, 11/23/13 Stl: 7 vs. NC Central, 12/1/14</p>
31		<p><b>Asia Dozier</b> 6-0 • Sr. • Guard/For. • Columbia, S.C. <i>DOE-zhur</i></p> <p>PPG 3.2 RPG 1.1 APG 2.2 FG% .310 FT% .750</p>	<p>LAST GAME: 4 pts vs. Miss State NOTABLE: Two-time team captain ... cerebral player, nurturing leader ... Last 3 games – 4.3 ppg, 2.3 apg ... always seems to deliver timely points or defensive play.</p>	<p><b>Career Highs</b> Pts: 16, 2x, at SDSU, 11/23/13 Reb: 10 vs. Elon, 11/9/12 Ast: 9 vs. Kentucky, 3/5/16 Stl: 2, 9x, vs. Hampton, 12/16/15</p>
40		<p><b>Jatarie White</b> 6-4 • So. • Forward • Charlotte, N.C. <i>juh-TAR-ee</i></p> <p>PPG 3.0 RPG 3.1 APG 0.5 FG% .367 FT% .604</p>	<p>LAST GAME: 2 pts, 1 reb, 11 mins vs. Miss St NOTABLE: Solid play not always in box score ... steadily improving on both sides of ball ... returned to play vs. LSU after missing 3 games due to illness ... ≥5 rebs 7x ... ≥10 points 2x ... 2014 WBCA, McDonald's HS All-America.</p>	<p><b>Career Highs</b> Pts: 14 vs. ECU, 12/20/15 Reb: 9 vs. Winthrop, 12/13/15 Blk: 4 vs. Winthrop, 12/13/15 Stl: 2 vs. Syracuse, 3/22/15</p>
41		<p><b>Alaina Coates</b> 6-4 • Jr. • Center • Irmo, S.C. <i>uh-LAY-nub COATS</i></p> <p>PPG 11.6 RPG 10.1 BPG 1.3 FG% .631 FT% .558</p>	<p>LAST GM: 4 pts, 8 rebs, 2 stls vs. Miss State NOTABLE: All-SEC 1st Team ... 15th in NCAA w/ 17 dbl-dbls (1 triple) – 10 in SEC ... avg. dbl-dbl in SEC ... 22nd in NCAA in rpg ... shot 66.7% vs. SEC ... 2x All-SEC 2nd Team.</p>	<p><b>Career Highs</b> Pts: 29 vs. Winthrop, 12/13/15 Reb: 18 at Alabama, 2/22/16 Blk: 10 vs. Winthrop, 12/13/15 Ast: 6 at Texas A&amp;M, 1/31/16</p>
44		<p><b>India Farmer</b> 6-0 • Jr. • Forward • N. Myrtle Beach, S.C.</p> <p>PPG 0.0 RPG 0.6 APG 0.0 FG% .000 FT% --</p>	<p>LAST GAME: 4 mins vs. Kentucky NOTABLE: Played in 8 games this season after seeing action in 16 in 2014-15, including five SEC and three postseason ... great team player ... works hard with good attitude.</p>	<p><b>Career Highs</b> Pts: 3, 2x, vs. Alabama, 1/19/14 Reb: 3 vs. NC Central, 12/12/13 Blk: 2 vs. UNCG, 11/15/15 Stl: 1 at Florida, 1/19/15</p>

Starter

Reserve

**The Five-Second Count**

In looking for their second-straight NCAA Final Four appearance, the 2015-16 Gamecocks have shown a balanced approach and an ability to “stay in character,” as head coach Dawn Staley would say. South Carolina is among the nation’s top 25 in scoring margin, rebounding margin, field goal percentage, field goal percentage defense and blocked shots. Known best for its trio of double-digit scoring First-Team All-SEC selections, South Carolina boasts a roster in which every Gamecock has embraced her role and has stepped up when her team has needed her most. The combination has South Carolina listed among the top three in the nation all season and yielded a perfect 16-0 SEC regular season and three more wins to repeat as SEC Tournament champs.

**Quick Facts**

**The University**

**Location:** Columbia, S.C.  
**Founded:** 1801  
**Enrollment:** 32,972  
**Colors:** Garnet (PMS 202C) and Black  
**Nickname:** Gamecocks  
**Conference:** Southeastern  
**President:** Dr. Harris Pastides  
**Athletics Director:** Ray Tanner  
**Facility:** Colonial Life Arena (18,000)

**Coaching Staff**

**Head Coach:** Dawn Staley  
**Alma Mater:** Virginia, 1992  
**Overall Record:** 358-155 (16th season)  
**School Record:** 186-75 (8th season)  
**Assoc. Head Coach (Alma Mater):**  
 Lisa Boyer (Ithaca, 1979)  
**Assistant Coaches (Alma Mater):**  
 Nikki McCray-Penson (Tennessee, 1995)  
 Fred Chmiel (Excelsior, 2001)

**Team Information**

**2014-15 Record:** 34-3  
 Home: 16-0 Away: 9-2 Neutral: 9-1  
**SEC Record (Finish):** 15-1 (T-1st)  
 Home: 8-0 Away: 7-1  
**Letterwinners Returning/Lost:** 11/3  
**Starters Returning/Lost:** 3/2

**Program History**

**First Year of Women’s Basketball:** 1974-75  
**All-Time Record:** 766-504 (42nd season)  
**All-Time SEC Record:** 147-201 (25th season)  
**NCAA Appearances (Last):** 13 (2016)  
**NCAA Tournament Record:** 17-12  
**2015 NCAA Result:** Final Four; L, 65-66, Notre Dame; Tampa, Fla.  
**WNIT Appearances (Last):** 4 (2011)  
**WNIT Record:** 3-4

**Media Relations**

**Women’s Basketball Contact:** Diana Koval  
**Office:** 803.777.7977  
**Cell:** 314.369.6050  
**Email:** dkoval@mailbox.sc.edu  
**Press Row Phone:** 803.777.6182  
**Athletics Department on the Web**  
**Website:** GamecocksOnline.com  
**Twitter:** @GamecocksOnline  
**Instagram:** @GamecocksOnline  
**Facebook:** Facebook.com/GamecocksOnline  
**YouTube:** YouTube.com/GamecocksOnline  
**Women’s Basketball on Twitter**  
**Team:** @GamecockWBB  
**Head Coach:** @DawnStaley

**By the Numbers**

	<b>15.7</b>	<b>22</b>	<b>24.1</b>	<b>49.4</b>
2	Players in SEC history to earn Player and Defensive Player of the Year honors in the same season – A’ja Wilson 2016, Sylvia Fowles (LSU), 2008			
3	Straight SEC Coach of the Year honors for Dawn Staley, the first league coach to claim three consecutive recognitions from her peers			
4	Gamecocks who averaged double-figure points in the SEC Tournament – Tiffany Mitchell (15.7), A’ja Wilson (15.0), Bianca Cuevas (10.7) and Alaina Coates (10.3)			
6	Games this season in which senior guard Tiffany Mitchell scored 20 points – all in SEC play, including four in the last 10 league contests and two of her last four games overall			
15.7	Points in the paint more per game scored by the Gamecocks than their opponents			
18	Games South Carolina has played against the 2016 NCAA Tournament field this season, posting a 17-1 record			
20	Games this season in which South Carolina has allowed fewer than 60 points this season			
22	Points needed by forward A’ja Wilson to reach 1,000 in her career, leaving her the chance to become just the second Gamecock to reach the milestone in her sophomore season			
23	Double-digit victories for the Gamecocks this season			
24.1	Free throw attempts per game by South Carolina, compared to 14.5 by their opponents			
29	Quarters this season in which the Gamecocks have held their opponent to single digits, including at least one in five of the last six games			
49.4	Points per game allowed by the Gamecocks over the last five games			
51.3	Percent field goal shooting by South Carolina in the fourth quarter of games this season			
53	Quarters this season in which the Gamecocks have scored 20 or more points, including 17 quarters of 25 or more			

**Current Streaks**

	Total	Home	Road	Neut.
Overall	W9	W3	W11	W6
SEC	W16	W26	W8	—
Non-Conference	W3	L1	W3	W6
Ranked Teams	W4	W1	W4	W3

**Jacksonville Series Notes**

South Carolina is 2-0 against Jacksonville with both games coming at Colonial Life Arena. The most recent meeting between the two came in Gamecock head coach Dawn Staley’s first season, resulting in a 58-50 win by the home team on Dec. 30, 2008. The teams first met four seasons earlier, opening the series with a 79-54 South Carolina victory on Nov. 27, 2004.

Jacksonville (22-10) is making its NCAA Tournament debut after upending two-time defending Atlantic Sun champion Florida Gulf Coast in the A-Sun Tournament final.

**George Washington/Kansas State Notes**

While the Gamecocks have never faced George Washington, South Carolina head coach Dawn Staley is familiar with the Colonials from her days at Temple. In eight seasons as an Atlantic 10 Conference rival, Staley’s Owls went 5-9 against the Colonials. This season, George Washington (26-6) earned the league’s automatic bid with its second-straight A-10 Tournament title.

South Carolina has played Kansas State twice before in program history but not since the early 1980s. The teams split those meetings with the Wildcats recording a win after the Gamecocks were forced to forfeit the outcome of the Dec. 20, 1980, contest. The next season, South Carolina logged an 81-65 win over Kansas State on Nov. 29, 1981. This season, K-State is 18-12 on the season, finishing sixth in the Big 12 with an 8-10 league record.

**NCAA Tournament Tally**

South Carolina is in its 13th NCAA Tournament and fifth straight under head coach Dawn Staley, making this season’s senior class just the third in program history to play in the NCAA Tournament every season. South Carolina earned its third No. 1 seed in as many seasons

**Gamecocks in the Rankings**

Team	SEC	NCAA	Actual	Alaina Coates	SEC	NCAA	Actual
Scoring Offense	3	35	73.5	Scoring	21	—	11.6
Scoring Defense	3	29	55.6	Rebounding	1	22	10.1
Scoring Margin	1	8	+17.9	Blocks	8	158	1.3
Field Goal Percentage	3	17	.457	Off. Rebounds	11	—	2.8
Field Goal %age Def.	2	16	.349	Double-Doubles	1	15	17
3-Point FG %age	3	80	.331	<b>Tiffany Mitchell</b>	<b>SEC</b>	<b>NCAA</b>	<b>Actual</b>
3-Point FG %age Def.	6	53	.285	Scoring	7	175	15.0
3-Point FG Made/Gm.	6	177	5.4	FT Percentage	3	64	.829
Free Throw Percentage	9	251	.670	Steals	11	219	1.8
Rebounding Offense	4	—	40.5	3FG Made/Game	6	243	1.8
Rebounding Defense	3	—	32.9	<b>Tina Roy</b>	<b>SEC</b>	<b>NCAA</b>	<b>Actual</b>
Rebounding Margin	1	23	+7.6	3FG Made/Game	5	234	1.8
Assists	5	73	14.6	<b>Khadijah Sessions</b>	<b>SEC</b>	<b>NCAA</b>	<b>Actual</b>
Steals	6	83	8.8	Steals	5	138	2.0
Turnover Margin	9	124	+1.2	<b>A’ja Wilson</b>	<b>SEC</b>	<b>NCAA</b>	<b>Actual</b>
Turnovers	—	86	14.7	Scoring	5	106	16.4
Assist-to-Turnover Ratio	3	62	1.0	Rebounding	4	87	8.7
Blocked Shots	1	20	5.4	FG Percentage	2	29	.544
Home Attendance Avg.	1	1	14,925	FT Percentage	9	229	.728
				Blocks	1	12	3.1
				Off. Rebounds	13	—	2.7
				Double-Doubles	2	42	12



The Gamecocks are 17-12 overall in the NCAA Tournament with six Sweet 16 appearances, highlighted by last season's run to the program's first NCAA Final Four.

In her 16th season as a head coach, Staley has taken a team to the NCAA Tournament 10 times. She is 10-10 at the event, including a 9-4 mark at South Carolina.

### Gamecocks Against the Field

South Carolina has faced 13 teams that made this season's NCAA Tournament, including four other teams in the Sioux Falls Region. The Gamecocks went 17-1 against those 13 teams, which includes eight SEC foes, and 6-1 against teams seeded in the top three in their region.

In addition to their eight SEC rivals in the field – Auburn, Florida, Georgia, Kentucky, Mississippi State, Missouri, Tennessee and Texas A&M – the Gamecocks posted non-conference wins against Arizona State, Hawaii, Ohio State and UCLA, while dropping their game against UConn.

In the 18 games against the NCAA Field, the

Gamecocks averaged 69.8 points on 43.7 percent field goal shooting, while allowing 59.9 points per game on 36.7 percent shooting. South Carolina out-rebounded those teams by 3.6 per game and averaged 8.8 steals and 5.6 blocks. The Gamecocks significantly out-scored those teams at the free throw line, making 17.1 per game to their opponents' 10.6. A'ja Wilson averaged a team-best 16.9 points per game to go with 9.1 rebounds and 3.5 blocks per game. Alaina Coates averaged just shy of a double-double in those 18 games with 10.1 points and 9.9 rebounds.

### SEC Tournament Rewind

South Carolina capped its 16-0 SEC regular-season record with its second-straight SEC Tournament title. The Gamecocks joined Tennessee (1999-2000 and 2010-11) and Georgia (1983-84) as the only programs to win both the regular-season and tournament titles in back-to-back seasons. Those three programs are also the only ones to go undefeated in the SEC regular season and win the SEC Tournament – Georgia in 1986 (9-0 season, 3-0 tournament), Tennessee in 1994 (11-0 season, 3-0 tournament) and in 2011 (16-0 season, 3-0 tournament).

### Ranked Readings

The Gamecocks have played 14 games against ranked teams this season with an 13-1 record. The win total includes four against top-10 teams and broke last season's school record of 10 wins against nationally ranked foes. In 2014-15, five of the 10 wins were against top-10 foes.

This season against ranked teams, South Carolina averages 71.1 points on 44.1 percent field goal shooting while holding its opponent to 61.6 points per game on 36.9 percent shooting. Sophomore forward A'ja Wilson leads the offense with 19.1 points per game to go with her 9.7 rebounds per outing. Junior center Alaina Coates averages a double-double against ranked teams this season – 10.3 points, 10.2 rebounds. Senior guard Tiffany Mitchell adds 14.8 points per game against ranked opponents.

In the 10 games against ranked SEC opponents, the Gamecocks are out-performing their early-season tangles with the nation's elite. In those 10 outings, South Carolina averaged 72.7 points on 45.1 percent shooting and held its opponents to 60.2 points per game on 37.3 percent shooting.

After posting a 26-9 record against ranked opponents since the start of the 2013-14 season, head coach Dawn Staley has a 38-43 mark vs. the nation's best teams during her South Carolina tenure, highlighted by a 26-8 mark when the Gamecocks carry a better ranking than their opponent into the contest.

### SEC Title Talk

South Carolina joined elite company with its third-straight SEC regular-season title, which the Gamecocks claimed out-right with their win over Georgia (Feb. 18). South Carolina became just the third program to win three straight titles, joining Tennessee (2000-2004 and 1993-1995) and Auburn (1987-89). The Gamecocks' 16-0 league record is even more rare, having been posted just once before SEC history – Tennessee, 2011.

In eight seasons under head coach Dawn Staley, the Gamecocks finished outside the league's top five just twice – an unprecedented achievement for a program that had finished INSIDE the top five only two times in the previous 17 seasons. Staley's 83 wins include five seasons

of double-digit league victories – 10 in 2012, 11 in 2013, an SEC-best 14 in 2014 and 15 in 2015, and currently 15 in 2016 – and account for 56.5 percent of the program's all-time 147 league wins.

### Poll Position

South Carolina remains at No. 2 in the nation in the USA Today Coaches Poll this week, while sitting at No. 3 in the AP poll, marking the 38th-straight time the Gamecocks have been ranked among the nation's top three teams. South Carolina has held a top-10 position in the Associated Press poll for 48 straight weeks and been ranked in the AP top 25 for 74 consecutive weeks (beginning Dec. 10, 2012), breaking the school record of 62 from Feb. 27, 1979 through Jan. 9, 1983.

### Strength in Numbers

Based on cumulative opponent winning percentage, South Carolina currently has the 24th toughest schedule in the nation. The 26 teams the Gamecocks have faced this season have a current winning percentage of .590. The SEC and Pac-12 dominate the top 35 schedules with five and seven entries, respectively.

With 17 games away from Columbia, the Gamecocks are fourth in the RPI – best in the SEC with Kentucky (13), Texas A&M (19) and Mississippi State (24) also among the top 25. Florida (26), Tennessee (28), Georgia (35), and Missouri (45) are in the top 50.

## 2015-16 Awards

### Alaina Coates

Wade Watch List  
All-SEC First Team (Coaches)  
Naismith Midseason Watch List  
Wooden Award Watch List  
SEC Player of the Week (Jan. 26-Feb. 1)

### Tiffany Mitchell

Wade Watch List  
Naismith Trophy Semifinalist  
Wooden Award Final Ballot Top 15  
Third-Team All-America (ESPN)  
All-SEC First Team (Coaches)  
SEC Tournament MVP  
CoSIDA Academic All-America (Second Team)  
USBWA Ann Meyers Drysdale Midseason List  
Dawn Staley Award Watch List  
Senior CLASS Award Finalist

### Khadijah Sessions

SEC Community Service Team (Women's basketball)

### A'ja Wilson

Wade Watch List  
Naismith Trophy Semifinalist  
Wooden Award Final Ballot Top 15  
First-Team All-America (ESPN)  
SEC Player of the Year  
SEC Defensive Player of the Year  
All-SEC First Team  
SEC All-Defensive Team  
SEC Tournament All-Tournament Team  
USBWA Ann Meyers Drysdale Midseason List  
2015 USA Basketball Female Athlete of the Year  
Four-time SEC Player of the Week  
ESPN National Player of the Week (Jan. 12-18)

### Dawn Staley

Naismith National Coach of the Year Semifinalist  
SEC Coach of the Year  
USA Basketball co-National Coach of the Year

## 2015-16 Double-Doubles

### Alaina Coates (17)

11/13	Ohio State	17 pts/13 rebs
11/22	at UCLA	12 pts/12 rebs
12/13	Winthrop	29 pts/16 rebs/10 blks
12/16	Hampton	22 pts/12 rebs
12/20	vs. East Carolina	10 pts/15 rebs
1/3	Arkansas	11 pts/10 rebs
1/7	at Vanderbilt	11 pts/10 rebs
1/10	Missouri	13 pts/12 rebs
1/21	at Auburn	17 pts/10 rebs
1/28	Ole Miss	13 pts/14 rebs
1/31	at Texas A&M	12 pts/10 rebs
2/4	Kentucky	27 pts/13 rebs
2/11	Florida	14 pts/11 rebs
2/22	at Alabama	13 pts/18 rebs
2/25	at Ole Miss	11 pts/14 rebs
3/4	vs. Auburn	14 pts/12 rebs
3/5	vs. Kentucky	13 pts/10 rebs

### Sarah Imovbioh (1)

11/15	UNCG	14 pts/11 rebs
-------	------	----------------

### A'ja Wilson (12)

11/13	Ohio State	20 pts/14 rebs
11/15	UNCG	19 pts/10 rebs
11/22	at UCLA	11 pts/10 rebs
11/27	vs. Arizona State	18 pts/11 rebs
12/6	Duke	28 pts/11 rebs
12/20	vs. East Carolina	15 pts/10 rebs
1/3	Arkansas	11 pts/10 rebs
1/10	Missouri	11 pts/11 rebs
1/14	at Kentucky	26 pts/13 rebs
1/31	at Texas A&M	27 pts/10 rebs
2/22	at Alabama	16 pts/10 rebs
3/6	vs. Mississippi State	19 pts/13 rebs

## Gamecocks in 2015-16 National Polls

Poll	Pre	11/16	11/23	11/30	12/7	12/14	12/21	12/28	1/4	1/11	1/18	1/25	2/1	2/8	2/15	2/22	2/29	3/7	3/14	Final
Associated Press	2	2	2	2	2	2	2	2	2	2	2	2	2	2	3	3	3	3	3	3
Coaches	2	2	2	2	2	2	2	2	2	2	2	2	2	2	2	2	2	2	2	2

**Rare Air**

When the SEC coaches voted for their award winners this season, they put South Carolina in elite company, beginning with naming Dawn Staley the Coach of the Year for the third-straight season. She is the league's first to retain the award for that long and joins four other coaches who have won the award at least three times, but never consecutively.

Similarly, the SEC Player of the Year award had never stayed with one program for three straight seasons until A'ja Wilson picked it up this season, following back-to-back winner Tiffany Mitchell. Wilson went on to become just the second player in SEC history to win both Player of the Year and Defensive Player of the Year honors in the same season, joining LSU's Sylvia Fowles (2008).

Mitchell became just the second Gamecock ever to earn a spot on the All-SEC First Team three times. Junior center Alaina Coates joined Mitchell and Wilson with first-team honors, her first appearance at the top of the All-SEC list after pulling in second-team recognition her first two seasons.

**National Recognition**

A trio of Gamecocks have captured attention in the national player of the year race throughout the season. Alaina Coates, Tiffany Mitchell and A'ja Wilson all appeared on the Wade Watch List, released last week. Mitchell and Wilson are on the Wooden Award Final Ballot and are Naismith Trophy semifinalists. Head coach Dawn Staley is a semifinalist for the Naismith Coach of the Year award as well. Mitchell is also a finalist for the Dawn Staley Award and the Senior CLASS award.

ESPN released its All-America teams last week, tapping Wilson with first-team honors and placing Mitchell on the third team.

**Basketball and Books**

Senior guard Tiffany Mitchell was named to the CoSIDA Academic All-America Second Team this week, becoming the first Gamecock to be named to one of the teams since Martha Parker (third team) in 1989. Mitchell was the only SEC player to make one of the three teams and is also a finalist for the Senior CLASS Award for displaying excellence in community, classroom, character

and competition.

The Gamecocks have had a CoSIDA Academic All-District selection in each of the last three seasons and in four of head coach Dawn Staley's eight seasons at South Carolina.

**Pushing Forward**

South Carolina sophomore A'ja Wilson is among the nation's most dynamic and forwards, even as her game is still growing. While it is impossible to truly measure players across the nation based solely on their averages as everyone plays different schedules, performances when facing ranked opponents may draw the most direct parallel.

Measured against the other frontcourt players on the Wooden Award Final Ballot, of which there are only two sophomores, Wilson proves to be among the most prolific and efficient scorers even as she is the only one averaging less than 30 minutes played (29.7) and facing the most games against ranked foes (14).

Here is a look at the raw numbers of those frontcourt players in their games against nationally ranked teams:

Player	Gms	Min/Gm	PPG	Pts/Min	RPG
Powers (MSU)	7	33.9	21.9	0.646	10.0
Wilson (SC)	14	29.7	19.1	0.644	9.7
Stewart (UC)	9	35.9	22.9	0.638	8.8
Jones (MD)	8	31.1	17.0	0.546	11.3
Davis (BU)	11	38.1	18.9	0.496	6.3
Tuck (UC)	9	33.6	16.3	0.487	7.8
Turner (ND)	7	30.9	14.3	0.463	8.0
Alleyne (OR)	8	30.0	13.9	0.449	12.3

**For the Record**

The Gamecock veterans have made a steady assault on the program's record books, both individually and as a group. (See pg. 16 for updated record book.)

**Team**

- Blocks (game) – 16 vs. Winthrop, 12/13/15
- Win Streak – 22 games, tied 2014-15 start

**Four-Year Seniors**

- Career Wins – 119

**Alaina Coates** ranks among the program's top 10 in nine career stats and five season stats, including the following nine school records:

- SEC Double-Doubles (career) – 20

- SEC Double-Doubles (season) – 10
- Defensive Rebounds (career) – 622
- Defensive Rebounds (season) – 233
- SEC Rebounds (career) – 433
- SEC Rebounds (season) – 177
- SEC Defensive Rebounds (career) – 314
- SEC Defensive Rebounds (season) – 140
- Blocks (game) – 10 vs. Winthrop, 12/13/15

**Tiffany Mitchell** ranks among the program's top five in 10 career categories, including the following school records:

- SEC Points (career) – 862
- Games Started (career) – 132
- Consecutive Games Started – 103

**A'ja Wilson** ranks among the program's top five in blocks in a career, in a game and holds the following season record:

- SEC Blocks (career) – 85
- Blocks (season) – 94
- SEC Blocks (season) – 53
- SEC Blocks Average (season) – 3.3

**Two Grand**

Junior center Alaina Coates joined senior guard Tiffany Mitchell in the Gamecocks' 1,000-point club against Missouri (Jan. 10), making it the second-straight season a Gamecock team has had multiple 1,000-point scorers. Before Mitchell and then-senior Aleighsa Welch teamed up on the 2014-15 squad, the last team to boast more than one 1,000-point scorer was the 2001-02 squad with Shaunzinski Gortman and Jocelyn Penn who both hit the mark that season. In program history there are now 11 seasons that featured multiple 1,000-point scorers.

With sophomore forward A'ja Wilson closing in on the 1,000-point mark (currently at 978 through 67 career games), the 2015-16 team could become the fifth Gamecock unit to play with three 1,000-point scorers, the first since 1998-99. If Wilson makes the mark this season, she will become just the second Gamecock to reach 1,000 points in her sophomore season.

Mitchell currently stands fourth on the program's all-time scoring list with 1,834 points. She is one of just four Gamecocks who have amassed at least 1,500 points and 300 assists in her career.

**The Staley Era**

In her eighth season at the South Carolina helm, head coach Dawn Staley has guided the program to unprecedented success not just in the SEC but on the national stage as well. Staley led the program to its first ever No. 1 ranking in both the AP and USA Today/Coaches Poll. She also delivered the first SEC regular-season and tournament championships. In fact, Staley has accounted for 83 of the program's all-time 147 SEC regular-season victories – 56.5 percent in just eight of the 25 seasons the Gamecocks have been in the league.

**The Staley Era (2008-09 through present)**

Wins	
30-Win Seasons	2
25-Win Seasons	5
20-Win Seasons	5
Winning Seasons	6

**National Rankings**

Weeks in the AP Top 25	78
Weeks in the AP Top 10	51
Weeks in the AP Top 3	38
Weeks at AP No. 1	12

**Postseason**

NCAA Tournament Appearances	5
NCAA Sweet 16s	3
NCAA Final Fours	1

**In the SEC**

Regular-Season Championships	3
Regular-Season Top 5 Finishes	6
Tournament Championships	2
Double-Digit Wins	5

**Pre-Staley in the SEC (1991-92 through 2007-08)**

Wins	
30-Win Seasons	0
25-Win Seasons	1
20-Win Seasons	2
Winning Seasons	6

**National Rankings**

Weeks in the AP Top 25	32
Weeks in the AP Top 10	6
Weeks in the AP Top 3	0
Weeks at AP No. 1	0

**Postseason**

NCAA Tournament Appearances	2
NCAA Sweet 16s	1
NCAA Final Fours	0

**In the SEC**

Regular-Season Championships	0
Regular-Season Top 5 Finishes	2
Tournament Championships	0
Double-Digit Wins	1

**Pre-Staley All-Time (1974-75 through 2007-08)**

Wins	
30-Win Seasons	1
25-Win Seasons	3
20-Win Seasons	9
Winning Seasons	12

**National Rankings**

Weeks in the AP Top 25	130
Weeks in the AP Top 10	31
Weeks in the AP Top 3	6
Weeks at AP No. 1	0

**Postseason**

NCAA Tournament Appearances	8
NCAA Sweet 16s	3
NCAA Final Fours	0

**In Conference (SEC and Metro 1983-84 thru 1990-91)**

Regular-Season Championships	5
Regular-Season Top 5 Finishes	10
Tournament Championships	3
Double-Digit Wins	5

Coates has 1,187 points and 894 rebounds, becoming just the second Gamecock to reach both plateaus prior to her senior season. She is fifth in school history in career rebounds.

### Location, Location, Location

South Carolina averages 37.5 points in the paint this season, making up 51.0 percent of the Gamecocks' offense. Only one opponent has out-scored South Carolina in the paint this season – Auburn (Mar. 4) – (Vanderbilt and UConn tied), and the Gamecocks have out-paced their opponents in that space by 15.7 points per game.

In 14 games against ranked opponents this season, South Carolina has out-scored its foes in the paint by 13.6 points per game. The Gamecocks also averaged 13.6 points in the paint per game more than their SEC opponents.

South Carolina's interior advantage has been at least

20 points in 12 games, including four games against ranked teams – #6/10 Ohio State (32), #16/18 Arizona State (26), #15/10 Texas A&M (20), #16/16 Mississippi State (22). The season-high advantage of 34 points has happened twice – against Arkansas (Jan. 3) and UNCG (Nov. 15).

### Be Aggressive

Led by arguably among the best frontcourts in the nation, South Carolina leads the country in free throw attempts (770) and is fourth in free throws made (516). The Gamecocks attempt 24.0 free throws per game on the season, including 25.6 per SEC contest.

The Gamecocks have made more free throws than their opponents have attempted both overall (516-464) and in SEC play (274-221). They have made more than their opponents attempted in 16 games this season, including nine SEC games, and matched their opponents' number in three other contests, one of those coming in league action.

South Carolina is shooting 67.0 percent from the free throw line – a number that has been on the rise recently after hitting 73.0 percent in the last five games. Two Gamecocks ranked among the SEC's top percentage free throw shooters in league play – Tiffany Mitchell (2nd, .833) and A'ja Wilson (7th, .725) – who also led the team in free throw attempts in league play with Wilson at 91 and Mitchell at 78.

This season, South Carolina has out-scored its opponent on the free throw line 26 times, including 14 SEC games. The Gamecocks have made at least 20 free throws nine times this season – 23 vs. #6/10 Ohio State (Nov. 13), 21 vs. East Carolina (Dec. 20), 32 vs. #20/-Missouri (Jan. 10), 20 at #10/10 Texas A&M (Jan. 31),

## Games Led Team In...

(Tied for team lead in each category included)

Scoring	2015-16	Career	Record
A'ja Wilson	15	30	27-3
Tiffany Mitchell	12	49	47-2
Alaina Coates	5	17	16-1
Tina Roy	2	4	4-0
Bianca Cuevas	1	3	3-0
Sarah Imovbioh	1	1	0-1
Khadijah Sessions	0	3	2-1
Asia Dozier	0	2	2-0

Rebounding	2015-16	Career	Record
Alaina Coates	22	56	53-3
A'ja Wilson	13	22	21-1
Sarah Imovbioh	2	2	2-0
Jatarie White	1	1	1-0
Tiffany Mitchell	0	10	9-1

Assists	2015-16	Career	Record
Tiffany Mitchell	11	40	38-2
Tina Roy	11	21	20-1
Khadijah Sessions	10	32	29-3
Asia Dozier	6	19	19-0
Bianca Cuevas	3	11	10-1
Alaina Coates	2	3	3-0
Sarah Imovbioh	1	1	1-0
A'ja Wilson	1	1	1-0

24 vs. #18/18 Kentucky (Feb. 4), 22 vs. #16/19 Florida (Feb. 11), 22 at #24/- Tennessee (Feb. 15), 21 vs. LSU (Feb. 28) and 22 vs. Auburn (Mar. 4).

## Miscellaneous Stats

Triple-Doubles	2015-16	Career	Record
Alaina Coates	1	1	1-0

Double-Doubles	2015-16	Career	Record
Alaina Coates	17	39	38-1
A'ja Wilson	12	17	16-1
Sarah Imovbioh	1	1	1-0
Tiffany Mitchell	0	4	4-0

20+ Points	2015-16	Career	Record
A'ja Wilson	7	12	11-1
Tiffany Mitchell	6	19	19-0
Alaina Coates	3	11	10-1
Bianca Cuevas	1	2	2-0
Tina Roy	1	1	1-0

10+ Points	2015-16	Career	Record
Tiffany Mitchell	29	104	94-10
A'ja Wilson	26	55	51-4
Alaina Coates	22	69	66-3
Khadijah Sessions	9	29	28-1
Bianca Cuevas	8	16	16-0
Tina Roy	6	18	16-2
Sarah Imovbioh	3	3	2-1
Jatarie White	2	4	4-0
Asia Dozier	1	14	13-1
Donyah Clincy	1	1	1-0

10+ Rebounds	2015-16	Career	Record
Alaina Coates	21	46	45-1
A'ja Wilson	13	18	17-1
Sarah Imovbioh	3	3	3-0
Khadijah Sessions	1	1	1-0
Tiffany Mitchell	0	7	6-1
Asia Dozier	0	1	1-0

5+ Assists	2015-16	Career	Record
Tiffany Mitchell	5	16	16-0
Asia Dozier	5	13	13-0
Khadijah Sessions	3	13	13-0
Bianca Cuevas	1	6	6-0
Alaina Coates	1	1	1-0
Tina Roy	0	5	5-0

5+ Steals	2015-16	Career	Record
Bianca Cuevas	1	1	1-0
Khadijah Sessions	1	1	1-0
Tiffany Mitchell	0	8	8-0

5+ Blocks	2015-16	Career	Record
A'ja Wilson	6	7	6-1
Alaina Coates	1	4	4-0

## Team Specialty Stats

South Carolina-Opponent

	Pts. in Paint	Pts. Off TOs	2nd Chance Pts	Fast Break Pts
11/13 OSU	52-20	20-14	21-8	16-9
11/15 UNCG	52-18	29-4	16-10	13-8
11/18 at Clem.	24-16	21-2	22-11	8-0
11/20 at UCLA	30-20	8-17	10-9	4-6
11/27 vs. ASU	42-16	18-20	8-9	2-0
11/28 vs. CSUB	48-20	16-7	7-7	2-0
11/29 at Hawaii	36-18	23-5	12-11	6-0
12/6 Duke	42-24	15-6	18-9	15-6
12/13 Winthrop	50-18	20-9	14-10	19-6
12/16 Hampton	42-22	7-18	17-1	2-10
12/20 vs. ECU	46-18	16-6	17-11	2-0
12/22 Elon	40-32	21-17	14-10	9-8
1/3 Ark.	44-10	28-8	20-5	16-2
1/7 at VU	30-30	12-12	6-9	10-6
1/10 Mizzou	34-22	17-9	10-7	14-4
1/14 at UK	38-34	16-9	15-12	0-12
1/17 TAMU	42-22	24-19	8-9	10-10
1/21 at Aub.	36-16	16-15	9-14	8-4
1/24 at MSU	28-10	4-13	6-4	14-6
1/28 Miss.	46-34	18-8	17-7	15-8
1/31 at TAMU	40-24	22-15	14-16	10-17
2/4 UK	44-38	15-13	17-15	12-8
2/8 UConn	30-30	4-6	6-8	0-10
2/11 Fla.	38-32	19-21	8-17	19-13
2/15 at Tenn.	24-18	16-6	2-13	6-10
2/18 Ga.	30-20	19-9	10-9	6-4
2/22 at Ala.	32-20	11-12	16-9	8-10
2/25 at Miss.	40-8	20-27	12-11	6-2
2/28 LSU	22-14	27-6	11-13	4-0
3/4 vs. Aub.	24-26	28-20	8-7	6-2
3/5 vs. UK	38-34	18-17	13-7	2-8
3/6 vs. MSU	36-14	16-9	10-6	6-2
Season Avg.	37.5-21.8	17.3-11.5	12.3-9.5	8.4-6.0
SEC Avg.	35.5-21.9	17.8-12.6	11.3-10.6	9.8-7.4

## Starters vs. Bench Points

	SC Starters	Opp. Starters	SC Bench	Opp. Bench
11/13 OSU	58	70	30	10
11/15 UNCG	52	33	40	11
11/18 at Clem.	38	33	29	8
11/22 at UCLA	57	55	11	10
11/27 vs. ASU	39	38	21	20
11/28 vs. CSUB	56	47	34	24
11/29 at Hawaii	46	36	21	15
12/6 Duke	64	45	2	10
12/13 Winthrop	55	30	31	7
12/16 Hampton	69	35	17	15
12/20 vs. ECU	58	47	30	10
12/22 Elon	59	52	19	11
1/3 Ark.	65	24	20	8
1/7 at VU	50	35	21	26
1/10 Mizzou	54	38	29	20
1/14 at UK	59	51	14	11
1/17 TAMU	50	53	9	5
1/21 at Aub.	47	44	27	14
1/24 at MSU	45	46	12	5
1/28 Miss.	52	38	29	24
1/31 at TAMU	69	53	1	10
2/4 UK	63	46	15	22
2/8 UConn	31	61	23	5
2/11 Fla.	65	28	21	43
2/15 at Tenn.	52	29	10	27
2/18 Ga.	56	45	5	6
2/22 at Ala.	46	32	20	14
2/25 at Miss.	44	30	22	15
2/28 LSU	37	37	38	2
3/4 vs. Aub.	40	44	17	4
3/5 vs. UK	61	44	32	19
3/6 vs. MSU	57	47	9	5
Season Avg.	52.9	42.1	20.6	13.6
SEC Avg.	53.4	39.3	18.3	15.8



## Balancing Act

Six different Gamecocks have been the team's high scorer in at least one game, but often the high scorer has several teammates on her heels. In a constant search for balance, the Gamecocks' top scorer in a game has accounted for at least one-third of the team's points just eight times – #14/13 Duke, Winthrop, at #9/9 Kentucky, #15/11 Texas A&M, at #10/10 Mississippi State, at #10/10 Texas A&M, #18/18 Kentucky, at #24/-Tennessee – and for more than a quarter of the team's total points 17 times. South Carolina has had four or more players score in double figures 12 times with just five games of two or fewer double-figure scorers.

Overall, three Gamecocks average double-figure points – A'ja Wilson 16.4 ppg, Tiffany Mitchell 15.0, Alaina Coates 11.6 – with two others scoring at least 6.0 points per game – Khadijah Sessions 6.7 and Bianca Cuevas 6.7.

In SEC play, the balance of offense was only slightly changed with Wilson at 16.3 ppg, Mitchell at 15.6 ppg and Coates at 11.2 to go along with 7.4 ppg each from Tina Roy and Sessions.

## Block Party

Once again this season, South Carolina is among the nation's best shot-blocking teams, ranked 20th in the country with 5.4 blocks per game behind two of the best in the SEC – A'ja Wilson, who leads the league and ranks 12th in the nation with 3.1 per game, and Alaina Coates, who is the SEC's active career blocked shot leader at 167 and averages 1.3 this season.

While Coates continues her assault on the program's career record of 177 (Lakesha Tolliver, 2004-07), she broke the 38-year-old single-game record when she completed the program's first triple-double to include blocks with 10 against Winthrop (Dec. 13).

With her five blocks at Ole Miss (Feb. 25), Wilson broke the school record for blocks in a season, previously 83 by Elem Ibiyam in 2013-14. Her now 94 blocks include 53 in SEC play, which erased the previous school record of 44, and already give her the career record for SEC blocks at 85. She has 12 games of four or more blocks, including two games of eight blocks each – at #9/9 Kentucky (Jan. 14) and vs. #15/11 Texas A&M (Jan. 17).

## Diversified Assets

Head coach Dawn Staley has compiled an arsenal of offensive weapons that keeps growing throughout the season with no one Gamecock consistently dominating the stat line, especially on offense.

While 10 different Gamecocks have been the team's top scorer in at least one quarter this season, no Gamecock has led the team in scoring for all four quarters of a game. A single player has topped the team in three quarters just 11 times – Alaina Coates (Winthrop, Kentucky), Tiffany Mitchell (at Clemson, at Vandy, Florida) and A'ja Wilson (vs. CSUB, Duke, at Kentucky, Texas A&M, at Tennessee, at Ole Miss). Conversely, a different Gamecock has led each quarter of a game eight times (Ohio State, UNCG, Hampton, vs. East Carolina, Arkansas, Missouri, at Auburn, Ole Miss).

## A Little Help From My Friends

Playing under one of the best point guards in U.S. women's basketball history, South Carolina has always been committed to finding the teammate with the best shot, and the Gamecocks led the SEC with 14.9 assists per conference game. After assisting on just 45.9 percent of its field goals (158 of 344) to start the season, South Carolina rediscovered its roots in league play, handing out assists on 239 of 392 made field goals (61.0 percent). Senior Tiffany Mitchell, who finished second on the team in scoring in SEC games (15.6), also led the team in assists (2.8), ranking 11th in the league.

Overall, South Carolina has assisted on at least 50.0 percent of its field goals in 23 games, including six games

of over 70.0 percent. The Gamecocks' 24 assists on 31 made field goals against Ole Miss (Jan. 28) was a season-best 77.4 percent, followed closely by the 75.0 percent (21 of 28) against Florida (Feb. 11).

## Quarter Breakdown

Through 128 quarters this season, South Carolina has out-scored its opponent 94 times with the Gamecocks topping their foe by double digits 24 times, including a season-high differential of 26 (35-9) in the second quarter against Arkansas (Jan. 3). This season's best first-quarter advantage is 19 (26-7) against Winthrop (Dec. 13), third-quarter margin is 22 (29-7) against Arkansas (Jan. 3) and fourth-quarter edge is 17 (27-10) vs. Hampton (Dec. 16).

South Carolina has shot at least 50.0 percent in 59 quarters this season – including all four quarters at Ole Miss (Feb. 25) and against CSUB (Nov. 28) – with a high of 84.6 percent (5-of-11) in the fourth quarter against #13/13 Kentucky (Mar. 5). The Gamecocks' offensive efficiency builds steadily throughout the game as opponents begin to feel the effects of the Gamecocks' formidable frontcourt with 39 of the 59 quarters in which South Carolina has shot at least 50 percent coming in the second half. The Gamecocks have shot a game-high 51.3 percent in the fourth quarter with the third quarter next in line at 47.7 percent.

A more detailed look at the quarter-by-quarter production for the Gamecocks and their opponents.

Qtr.	SC/Opp	SC/Opp	SC/Opp
	Avg. Pts	Avg. Rebs	FG%
1	16.5/12.8	10.7/9.3	.385/.338
2	18.0/12.4	10.2/8.1	.470/.332
3	19.1/14.7	10.4/8.5	.477/.353
4	20.0/15.7	9.8/7.8	.513/.366

Individually, sophomore forward A'ja Wilson has turned in five of the 11 double-digit scoring quarters this season, but senior guard Tina Roy owns the top spot with 15 points in the third quarter against Arkansas (Jan. 3). Senior guard Tiffany Mitchell has the highest first-quarter scoring total with nine against both CSUB (Nov. 28) and Winthrop (Dec. 13). Wilson and Mitchell share the best mark the second quarter, turning in 11 in the second quarter against UNCG (Nov. 15) and against LSU (Feb. 28), respectively. Wilson and Coates share the fourth-quarter mark of 12 against Ohio State (Nov. 13) and Kentucky (Feb. 4), respectively.

## Offensive Operation

Head coach Dawn Staley is often thought of as a defensive coach, but she has steadily built an efficient offensive team over the last few seasons, culminating in the 2014-15 squad's 75.9 points per game (fourth-best in program history and the first new entry in the top five since 1993-94) on 48.4 percent shooting. That group

ranked 18th in the nation in scoring and fourth in field goal percentage.

This season, the Gamecocks are 35th in the nation in scoring average and 17th in field goal percentage.

Here's a look at the offense's growth over the last six seasons:

Season	PPG (rank)	FG%age (rank)
2015-16	73.5 (35th)	.457 (17th)
2014-15	75.9 (18th)	.484 (4th)
2013-14	72.9 (63rd)	.474 (6th)
2012-13	61.3 (183rd)	.390 (155th)
2011-12	61.2 (180th)	.398 (121st)
2010-11	58.7 (253rd)	.380 (223rd)

## Getting Defensive

South Carolina has been a defensive juggernaut under head coach Dawn Staley, and this season is no different. The Gamecocks have held their opponents to just 55.6 points per game on 34.9 percent shooting to rank 29th and 16th in the nation, respectively. The Gamecocks have yielded over 65 points just five times this season, and only eight opponents have shot at least 40.0 percent against South Carolina with just one hitting 45.0 percent (48.1 percent by Ole Miss, Jan. 28).

## Sophomore Surge, Not Slump

Forward A'ja Wilson expanded both her offensive and defensive skills in her second collegiate season and has shown the ability to consistently change the game on both sides of the ball.

The 6-foot-5 forward leads the league in blocks per game (3.1) and is second in field goal percentage (.544) and double-doubles (12). Wilson is fifth in scoring (16.4) and fourth in rebounding (8.7). She comes in ninth in free throw percentage (.728).

In SEC play, Wilson was similarly ranked in six categories – first in blocks (3.3) and field goal percentage (.545), second in scoring (16.3), fifth in rebounds (8.5), seventh in free throw percentage (.725) and 11th in offensive rebounding (2.7). Five of her double-doubles came in league play.

## All-Around All-American

Senior guard Tiffany Mitchell's ability to take over games has powered the Gamecocks to some of their most dynamic victories, but her impact has never been limited to the big moments or to the offensive end. The Charlotte, N.C., native's greatness is felt in every possession of every game, and this season's SEC numbers back that up.

In league play, Mitchell ranked among the league's top 11 in five categories, including two top-five entries. Fifth in scoring at 15.6 points per game, she was second in free throw percentage (.833), sixth in made 3s per game (1.7), eighth in steals per game (1.9) and 11th in assists per

## 2015-16 Roster

No.	Name	Pos.	Ht.	Yr.	Hometown/Last School
1	Bianca Cuevas	G	5-6	So.	Bronx, N.Y./Nazareth Regional
4	Doniyah Cliney	G	6-0	R-Fr.	Newark, N.J./Malcolm X Shabazz
5	Khadijah Sessions	G	5-8	Sr.	Myrtle Beach, S.C./Myrtle Beach
10	Allisha Gray*	G	6-0	Jr.	Sandersville, Ga./North Carolina
15	Tiffany Davis	G	5-7	Jr.	Houston Texas/Westbury Christian
22	A'ja Wilson	F	6-5	So.	Hopkins, S.C./Heathwood Hall
23	Tina Roy	G	5-11	Sr.	Kaplan, La./Kaplan
24	Sarah Imovbioh	F	6-2	Sr.	Abuja, Nigeria/Virginia
25	Tiffany Mitchell	G	5-9	Sr.	Charlotte, N.C./Providence Day
31	Asia Dozier	G/F	6-0	Sr.	Columbia, S.C./Spring Valley
35	Kaela Davis*	G	6-2	Jr.	Suwanee, Ga./Georgia Tech
40	Jatarie White	F	6-4	So.	Charlotte, N.C./Providence Day
41	Alaina Coates	C	6-4	Jr.	Irmo, S.C./Dutch Fork
44	India Farmer	F	6-0	Jr.	North Myrtle Beach, S.C./North Myrtle Beach

\* indicates will sit out 2015-16 due to NCAA transfer rules

Head Coach: Dawn Staley

Assoc. Head Coach: Lisa Boyer; Assistant Coaches: Nikki McCray-Penson, Fred Chmiel

game (2.8). Mitchell held these numbers while ranking well outside the league's top 10 in minutes played per game.

In the SEC Tournament, Mitchell shook off a tough opening night to return to her All-American form in powering the Gamecocks to their second tournament title. She captured Tournament MVP honors behind 15.7 points, 3.3 assists and 1.7 steals per game. Those numbers included 19.5 points per game on 48.4 percent field goal shooting, 3.5 rebounds per game, 3.5 assists per game and 2.0 steals per game in the semifinals and championship game.

### A Model of Efficiency

Junior center Alaina Coates led the nation in field goal percentage for several weeks, dropping out of the rankings only by falling 13 made field goals short of the minimum average (5 FGM/game) while shooting a team-best 63.1 percent from the field. In SEC play, Coates was even more efficient, shooting 66.7 percent en route to her 11.2 points per game, which ranked 20th in the conference.

Coates has shot the ball well throughout her career, hitting 61.2 percent as a freshman and 56.2 percent in 2014-15. Her career 60.1 field goal percentage is the fifth highest among active NCAA Division I players, trailing three sophomores and another junior on the list.

### SEC Active Leaders

Among the SEC's active leaders in eight statistical categories five different Gamecocks are among the top 15 in at least one with junior Alaina Coates leading the conference in two. Senior Tiffany Mitchell's league-high six entries is not a surprise given the breadth of her resume, but the appearance of sophomore A'ja Wilson at No. 2 on the active blocked shots list (159), No. 5 on the double-doubles list (17) and 15th in scoring (978) may catch some observers off guard.

Mitchell headlines the South Carolina entries ranking second in scoring (1,843), field goals made (614) and steals (227); third in 3-pointers made (176); fourth in assists (348) and 11th in rebounding (565). She is one of just two true perimeter players on the rebounding list.

Coates is the league's active leader in blocks (167) and double-doubles (39). She sits second in rebounds (894) – trailing only a senior – and is 10th in scoring (1,184).

Senior Khadijah Sessions holds sixth in steals (180) and ninth in assists (288). Senior Tina Roy comes in fourth on the 3-pointers made list (156).

### Senior Moments

South Carolina's four four-year seniors – Asia Dozier, Tiffany Mitchell, Tina Roy, Khadijah Sessions – have posted the best four-year record in program history,

amassing 119 wins and a .875 winning percentage (119-17), both of which are program records. They have played in the NCAA Tournament every year of their careers, won three SEC regular-season championships and two SEC Tournament titles – the first of either in school history. Under their leadership, South Carolina has won 45 of its last 48 SEC regular-season games, beginning with the 2014 league opener, and is currently riding a 22-game win streak against SEC foes, dating back to the start of the 2015 SEC Tournament.

This season, the most veteran Gamecocks stepped up, especially in SEC action, during which the quartet averaged 31.8 points to make up 44.4 percent of the team's SEC-best 71.7 points per league game. Prior to the start of league play, the group netted 36.5 percent of South Carolina's offense.

### Great Gamecock Fans

South Carolina leads the nation in average attendance at 14,925 and is one of just two programs averaging at least 10,000 fans this season. (Both are in the SEC as Tennessee joins the Gamecocks with a 10,412 average.) In fact, 11 of the top 15 attended games in NCAA Division I women's basketball this season were played at Colonial Life Arena, including eight of the top 10 and three of the top five.

Delving more deeply into the numbers, South Carolina's Colonial Life Arena's capacity of 18,000 makes it the seventh-largest women's basketball venue in the nation. South Carolina is the only one of those selling over 50 percent of their capacity as Gamecocks fans are filling Colonial Life Arena at 82.92 percent capacity, the highest of any facility seating at least 10,000 and fifth overall.

Prior to 2015-16, the Gamecocks led the nation in average attendance increase in each of the previous two seasons and paced the country in average attendance in 2014-15 at 12,293. In the last two seasons South Carolina has played in front of over 10,000 fans at Colonial Life Arena 26 times, including every game this season. The program enjoyed its first sell out at Colonial Life Arena when 18,000 fans turned out to watch the No. 2/2 Gamecocks take on No. 1/1 UConn on Feb. 8, 2016.

### Crunch Time

This season 12 games have been in the balance late with the teams within single digits in the last five minutes – #6/10 Ohio State, at UCLA, vs. #16/18 Arizona State, #14/13 Duke, at Vanderbilt, at #9/9 Kentucky, #15/11 Texas A&M, at #10/10 Mississippi State, at #10/10 Texas A&M, #18/18 Kentucky, at #24/- Tennessee, Georgia – including five in which South Carolina trailed at halftime. The Gamecocks have won all 12 of those outings behind

offensive efficiency and rebounding in the closing moments.

In the last five minutes of those 12 games, the Gamecocks shot 55.8 percent, including 40.0 percent from 3-point range (6-of-15), while allowing just 34.2 percent field goal shooting to their opponent. South Carolina out-rebounded its opponents 69-53 in that portion of the game.

In the fourth quarter of those 12 games, South Carolina has shot over 50.0 from the field eight times, including five games of at least 60.0 percent. The best fourth-quarter showing was 7-of-10 (.700) at Mississippi State, during which the Gamecocks missed just one field goal in the final five minutes to seal the win.

### Call in The Closer

Head coach Dawn Staley and senior guard Tiffany Mitchell share many traits, but their loathe for losing is likely the strongest similarity between the two. And, in the last three seasons, the coach has called on The Closer to deliver in tough situations – a role that merited back-to-back SEC Player of the Year and All-America status for the Charlotte, N.C., native.

While Mitchell ceded the role early in the season as she recovered from injury, the Gamecocks' star is shining once again under the harshest spotlights. South Carolina played eight tight SEC games this season (within nine points in the final 5:00), tied or trailing at halftime in four of them – at Vanderbilt (Jan. 7), at #9/9 Kentucky (Jan. 14), vs. #15/11 Texas A&M (Jan. 17), at #10/10 Texas A&M (Jan. 31).

Mitchell played in the second half of seven of those close SEC games (missing the UK game due to first-half injury), leading the team with 10.7 points per second half along with 1.6 assists, 1.3 steals and 2.1 rebounds. That scoring average includes 6.3 points per fourth quarter. In the eight first halves, she averaged 6.0 points, 1.0 assists, 0.6 steals and 0.6 rebounds.

A game-by-game breakdown of her impact:

**Vanderbilt (Jan. 7)** – Eight of her 22 points came in the fourth quarter.

**At #9/9 Kentucky (Jan. 14)** – Nine of her 16 points came in the second half, including a fourth-quarter tip-in of a missed free throw that helped spark a 12-0 run.

**At #10/10 Mississippi State (Jan. 24)** – Nine of her 21 points came in the fourth quarter, including five straight to stretch a one-point lead into six and two free throws with :10 to play.

**At #10/10 Texas A&M (Jan. 31)** – 18 of her 20 points came in the second half, including seven during 13-2 fourth-quarter run the delivered seven-point lead with 3:38 to play and two more on a pair of free throws in

## All-Time Records vs. SEC Teams

Opponent	Overall	Under	SEC	SEC	H	A	N	Streak	Last
		Staley	Season	Tourn.					
Alabama	22-15	12-0	17-12	2-2	11-5	9-8	2-2	Won 12	W: 66-46, 2/22/16 (A)
Arkansas	15-17	8-3	14-15	1-2	9-5	5-10	1-2	Won 7	W: 85-32, 1/3/16 (H)
Auburn	20-21	8-3	14-15	2-1	11-7	7-12	2-2	Won 5	W: 57-48, 3/4/16 (N)
Florida	15-20	7-4	13-18	0-2	7-10	8-8	0-2	Won 7	W: 86-71, 2/11/16 (H)
Georgia	11-33	7-6	8-21	2-2	5-14	3-15	3-4	Won 4	W: 61-51, 2/18/16 (H)
Kentucky	25-33	9-9	20-25	1-2	17-9	7-20	1-4	Won 3	W: 93-6, 3/6/16 (N)
LSU	10-22	7-5	8-22	2-0	5-10	3-12	2-0	Won 6	W: 75-39, 2/28/16 (H)
Ole Miss	20-17	10-2	16-12	2-4	11-4	7-8	2-5	Won 8	W: 66-45, 2/25/16 (A)
Miss. State	17-16	8-3	15-14	1-2	10-5	6-9	1-2	Won 7	W: 66-52, 3/6/16 (N)
Missouri	4-1	3-1	3-1	—	2-0	1-1	1-0	Won 3	W: 83-58, 1/10/16 (H)
Tennessee	5-45	4-8	3-26	1-3	2-19	2-21	1-5	Won 3	W: 62-56, 2/15/16 (A)
Texas A&M	3-3	3-3	3-2	0-1	2-1	1-1	0-1	Won 3	W: 70-63, 1/31/16 (A)
Vanderbilt	13-21	8-2	13-18	0-2	7-8	5-11	0-2	Won 6	W: 71-61, 1/7/16 (A)
<b>Totals</b>	<b>180-264</b>	<b>94-49</b>	<b>147-200</b>	<b>14-23</b>	<b>97-97</b>	<b>64-136</b>	<b>16-30</b>	<b>Won 22</b>	



## SEC Standings

	SEC Games			Overall		
	W	L	Pct.	W	L	Pct.
South Carolina	16	0	1.000	31	1	.969
Texas A&M	11	5	.688	21	9	.700
Mississippi St.	11	5	.688	26	7	.788
Florida	10	6	.625	22	8	.733
Kentucky	10	6	.625	23	7	.767
Georgia	9	7	.563	21	9	.700
Tennessee	8	8	.500	19	13	.594
Missouri	8	8	.500	21	9	.700
Auburn	8	8	.500	19	12	.612
Arkansas	7	9	.438	12	18	.400
Vanderbilt	5	11	.313	18	14	.563
Alabama	4	12	.250	15	15	.500
LSU	3	13	.188	10	21	.323
Ole Miss	2	14	.125	10	20	.333



a four-point game with :34 to go.

**At #24/- Tennessee (Feb. 15)** – After her personal 6-0 run turned a three-point third-quarter deficit into a three-point lead, she spent the home stretch setting up her teammates, assisting on Tina Roy's 3-pointer that launched a 10-2 run midway through the fourth quarter, which Mitchell capped with a pair of free throws for a 13-point lead with 1:39 to play.

**Georgia (Feb. 18)** – Scored 10 of her team-high 19 points in the fourth quarter, including a pull-up jumper through contact after the Lady Bulldogs pulled within five points with 2:29 to play that launched an 11-6 run that she capped with 3-of-4 free throws in the final 32 seconds.

### Double-Double Trouble

Junior center Alaina Coates joined some elite company in South Carolina history this season, becoming just the second player to amass 1,000 career points and 800 career rebounds prior to her senior season. She hit the rebound mark with the first of her 11 boards against Florida (Feb. 11) and joined the 1,000-point club in the first 30 seconds of the win over #20/- Missouri (Jan. 10) to become the 10th Gamecock overall to achieve both plateaus in her career. A school-record 622 of her now 894 rebounds have come on the defensive end. Her 233 defensive boards this season are also a school record.

This season, Coates leads the SEC with a career-high 17 double-doubles, including a school-record 10 in SEC play, and averages a double-double both overall (11.6 ppg/10.1 rpg) and in league play (11.2 ppg/11.1 rpg). She leads the league in rebounding both overall and in conference play and ranks among the SEC's top 25 scorers in both as well. She is among the nation's top 25 in both double-doubles (15th) and rebounding (22nd).

With 39 career double-doubles, during which the Gamecocks are 38-1, she is fifth in program history in that category (three away from third place), becoming the first new entry in the top five since Marsha Williams moved into the No. 2 spot in 1992-93 with 44. (The school record of 70 belongs to Sheila Foster, 1979-82.) With three straight double-doubles to open league play, Coates matched and then broke Williams' school record for double-doubles in SEC action, previously 11 now 20.

The SEC's active leader with 167 career blocks, Coates is second in South Carolina history in the category. She is just 10 shy of Lakesha Tolliver's (2004-07) career record of 177).

### Hometown Hero

Sophomore forward A'ja Wilson has continued to live up to her billing as the nation's top recruit in 2014, following up her All-America freshman season by earning SEC Player of the Year and Defensive Player of the Year honors this season while appearing on the watch lists for the Wooden, Naismith and the USBWA Drysdale awards.

The sophomore's numbers have not just come in volume but in importance – 12 of her 20 points against #6/10 Ohio State (Nov. 13) came in the fourth quarter, including six of the team's 10 in the final 2:35; scoring and rebounding late at UCLA (Nov. 22) put Gamecocks on top in final 3:00 of tight game; three rebounds in final 18 seconds of tie game vs. #16/18 Arizona State (Nov. 27) led to game-winning free throws with 0.6 seconds to play; 20 second-half points against Duke included 12 of

the team's 16 in the third quarter and six in the final 1:45 of the game; nine points of team's 15-2 fourth-quarter run broke open a 56-56 tie at #9/9 Kentucky (Jan. 14); and a blocked shot and defensive rebound in the final 13 seconds at #10/10 Mississippi State (Jan. 24).

Named SEC Player of the Week three times in the first four weeks of the season, Wilson added a fourth honor after leading the Gamecocks to comeback wins at #9/9 Kentucky and over #15/11 Texas A&M.

### The Senior Sessions

Named a team captain for the second time in three seasons, senior Khadijah Sessions has had a vice-like grip on the starting point guard spot for the Gamecocks over the last three seasons. After leading the team to three straight SEC regular-season championships, two SEC Tournament titles and the program's first NCAA Final Four behind her command of the offense and relentless defensive pressure, the Myrtle Beach, S.C., native took the challenge of expanding her offensive game to force opposing defenses to honor her as a scoring threat, especially in the half-court.

Sessions is enjoying a career-best .454 field goal percentage this season, including 45.3 percent in SEC play, during which she was 14-of-31 (.452) from 3-point range. She averaged 7.4 points per league game while still averaging 1.9 assists and 2.1 steals, which ranked her fourth in the league. In the SEC Tournament, she poured in 8.7 points per game on 53.8 percent shooting, including 3-of-4 accuracy from 3-point range. By comparison, Sessions contributed just 4.9 points per SEC game last season.

Sessions' impact has not been felt just in volume of points, but in significance of them – a testament to her increased confidence in herself and in her teammates' confidence in her shot. In the Gamecocks' 12 games that were within single digits with 5:00 remaining, Sessions shot 54.5 percent (6-of-11) in that time, including 2-of-4 from 3-point range. In the eight SEC games in that group, her numbers rose to 6-of-10 (.600) from the field and 2-of-3 from 3-point range, and she is second on the team with a 3.1 scoring average during that time.

With the Gamecocks leading by one with 4:24 to go at Vanderbilt (Jan. 7), Sessions hit two 3-pointers over the next 2:00 to twice turn back the Commodores. In the final 2:34 against #15/11 Texas A&M (Jan. 17), she picked up a steal then delivered the game-winning free throw after forcing the action following a game-tying layup by the Aggies with :03 on the clock. At #10/10 Mississippi State (Jan. 24), Sessions buried a pair of pull-up jumpers to turn back the Bulldogs, the second of which came in a two-point game with 30 seconds to play, setting up her fellow seniors for the game-clinching free throws. At #10/10 Texas A&M (Jan. 31), in the final 5:23, Sessions hit a transition layup, assisted on Tiffany Mitchell's 3-pointer that made it a seven-point game, blocked a 3-point attempt and hit two free throws with 46 seconds to play to help seal the win. In putting away #18/18 Kentucky (Feb. 4), which trailed by just two with 2:39 to play, Sessions swiped a steal, hit a free throw and converted a transition layup as part of the 10-2 run that closed the game. At #24/- Tennessee, Sessions' free throw shooting in the final 30 seconds (4-of-6) kept the Lady Vols at bay.

### Zone Buster

Senior guard Tina Roy kicked off the Gamecocks' 2016 SEC schedule with a bang, burying seven 3s against Arkansas (Jan. 3) to tie the school record for made 3s in an SEC game and following that with four at Vanderbilt (Jan. 7) and again at #9/9 Kentucky (Jan. 14).

Entering the season hitting 29.5 percent from 3-point range in her career, Roy is hitting 36.7 percent from behind the arc this season, which would lead the SEC but is four made 3s shy of the minimum required. Her 1.8 made 3s per game rank fifth in the league. Roy's 38.7 percent long-range accuracy in SEC games led the league, and her 2.3 made 3s in conference play were second best.

Roy has hit three or more 3s in a game 11 times this season, including a 3-of-3 outing against #13/13 Kentucky (Mar. 5) in the SEC Tournament semifinal.

### Bronx Bandit

Sophomore point guard Bianca Cuevas has continued her steady growth under Dawn Staley's tutelage, learning to balance her speed and attacking mindset with setting up her teammates. Where Cuevas is clearly the heir apparent to senior guards Tiffany Mitchell and Khadijah Sessions is in steals.

Third on the team with 1.4 steals per game, Cuevas seems to gather them in bunches, swiping three in a game seven times this season, including her career-high five against #20/- Missouri (Jan. 10). She has been on a tear the last three weeks, averaging 2.3 over the seven games in that stretch, highlighted by 2.7 per game in the SEC Tournament.

Often buoyed by her effect on the defensive end, Cuevas was equally dynamic on the offensive end in the SEC Tournament. The third-leading scorer on the team, she averaged 10.7 points per game on 52.4 percent shooting, including 5-of-10 from 3-point range, and handed out 2.0 assists per game to rank third on the team as well.

### Legacy of Leadership

South Carolina has thrived under excellent leadership from its team-selected captains the last few seasons. While some thought that area would be a question mark heading into this season, the Gamecocks selected their four returning seniors – Asia Dozier, Tiffany Mitchell, Tina Roy and Khadijah Sessions – as their captains. All but Roy have served in that capacity at least once prior to this season.

### U-S-A, U-S-A

USA Basketball honored two Gamecocks for their contributions to the Americans' medal count in 2015. Head coach Dawn Staley became the first person to earn Athlete of the Year and Coach of the Year honors from USA Basketball, sharing the 2015 coaching award with Sean Miller. Sophomore forward A'ja Wilson earned USA Basketball Female Athlete of the Year honors for her MVP effort at the FIBA U19 Women's World Championship.

Two other Gamecocks also represented USA Basketball last summer. Senior Tiffany Mitchell and junior Alaina Coates on the U.S. Pan Am Games silver medal team.

## Gamecocks Coming Soon!

Head coach Dawn Staley signed two Gamecocks in the early period, adding espnW Top 100 recruits Araion Bradshaw (Hyde Park, Mass./Tabor Academy) and Mikiah "Kiki" Harrigan (Pembroke Pines, Fla./Flanagan) to the South Carolina's 2016-17 roster.

Bradshaw is ranked No. 32 overall in the class and is the No. 10 guard in the group. An athletic, explosive athlete, she averaged nearly 12.0 points as a junior and was just as disruptive on the defensive end. The 5-foot-6 point guard helped Tabor Academy to the finals of the New England Prep School Athletic Council Class A Tournament and earned a spot on the All-New England Team.

Harrigan is the 12th-ranked forward in the nation and comes in at No. 74 overall in the espnW rankings. The 6-foot-2 forward averaged 15.7 points and 9.1 rebounds as a junior to earn Florida Association of Basketball Coaches Class 8A All-State first-team honors.

## South Carolina's Record When...

	Postseason	vs. Ranked	SEC	All
Record.....	3-0	13-1	16-0	31-1
Playing a ranked opponent.....	2-0	13-1	8-0	13-1
Playing at home.....		6-1	8-0	14-1
Playing on the road.....		4-0	8-0	11-0
Playing at neutral site.....	3-0	3-0		6-0
Leading at half.....	3-0	8-0	12-0	25-0
Trailing at half.....		5-1	3-0	5-1
Tied at half.....			1-0	1-0
Playing an overtime game.....				0-0
0 players score in double figures.....				0-0
1 player scores in double figures.....				0-0
2 players score in double figures.....	1-0	3-0	2-0	5-0
3 players score in double figures.....	1-0	6-1	8-0	14-1
4 players score in double figures.....		3-0	5-0	8-0
5 players score in double figures.....	1-0	1-0	1-0	4-0
More than 5 players in double figures.....				0-0
Starters out-score opponent's starters.....	2-0	10-0	13-0	26-0
Opponent's starters score equal/more.....	1-0	3-1	3-0	5-1
Bench out-scores opponent's bench.....	3-0	8-1	10-0	24-1
Opponent's bench scores equal/more.....		5-0	6-0	7-0
SC Starters out-score SC Bench.....	3-0	13-1	15-0	30-1
SC Bench out-scores/ties SC Starters.....		0-0	1-0	1-0
Shooting 50% or better.....	1-0	1-0	6-0	10-0
Shooting between 40-49%.....	1-0	10-0	7-0	16-0
Shooting between 30-39%.....	1-0	1-0	3-0	5-0
Shooting less than 30%.....		0-0	0-0	0-0
Opponent shoots 50% or better.....				0-0
Opponent shoots between 40-49%.....	1-0	3-1	5-0	8-1
Opponent shoots between 30-39%.....	2-0	9-0	6-0	15-0
Opponent shoots less than 30%.....		1-0	5-0	8-0
Shooting better than opponent.....	2-0	13-0	15-0	29-0
Shooting worse than/equal to opp.....	1-0	0-1	1-0	2-1
Having more FTs made than opponent.....	2-0	11-0	14-0	27-0
Having equal/less FTs made than opp.....	1-0	2-1	2-0	4-1
Out-rebounding opponent.....	3-0	11-0	13-0	27-0
Having equal/less rebounds than opp.....	0-0	2-1	3-0	4-1
Having more TOs than opponent.....	1-0	6-1	6-0	11-1
Having equal or less TOs than opp.....	2-0	6-0	10-0	20-0
Attempting more FT than 3FG.....	2-0	12-1	15-0	25-1
Attempting equal/less FT than 3FG.....	1-0	1-0	1-0	6-0
Making 5 or more 3FGs.....	1-0	3-0	10-0	18-0
Making less than 5 3FGs.....	2-0	10-1	6-0	13-1
Making no 3 FGs.....				0-0
Attempting 15 or more 3FGs.....	1-0	3-0	9-0	17-0
Attempting less than 15 3FGs.....	2-0	10-1	7-0	14-1
No South Carolina players foul out.....	3-0	12-1	15-0	29-1
One or more SC players foul out.....		1-0	1-0	2-0

	Postseason	vs. Ranked	SEC	All
Assist on less than 1/2 of field goals made.....	1-0	5-1	1-0	8-1
Assist on at least 1/2 of field goals made.....	2-0	8-0	15-0	23-0
Assist on at least 2/3 of field goals made.....	1-0	1-0	6-0	9-0
Scoring more pts. in paint than opponent.....	2-0	13-0	15-0	29-0
Scoring equal/less pts. in paint than opp.....	1-0	0-1	1-0	2-1
Scoring more pts. off TOs than opponent.....	3-0	10-0	11-0	23-0
Scoring equal/less pts. off TOs than opp.....		3-1	5-0	8-1
Scoring more 2nd-chance pts.....	3-0	8-0	9-0	22-0
Scoring equal/less 2nd-chance pts.....		5-1	7-0	9-1
Scoring more fast break pts.....	2-0	8-0	10-0	22-0
Scoring equal/less fast break pts.....	1-0	5-1	6-0	9-1
Wearing white uniforms.....	3-0	9-1	8-0	19-1
Wearing black uniforms.....		4-0	7-0	11-0
Wearing pink uniforms.....			1-0	1-0
Playing in tournaments/classics.....	3-0	3-0		7-0
Playing on live television.....	3-0	12-1	16-0	29-1
Playing in November.....		2-0		7-0
Playing in December.....				5-0
Playing in January.....		6-0	9-0	9-0
Playing in February.....		3-1	7-0	7-1
Playing in March.....	3-0	2-0		3-0
Playing during the day.....	2-0	6-0	5-0	14-0
Playing at night.....	1-0	7-1	11-0	17-1
Playing on Sunday.....	1-0	6-0	6-0	13-0
Playing on Monday.....		1-1	2-0	2-1
Playing on Tuesday.....		0-0		1-0
Playing on Wednesday.....		0-0		2-0
Playing on Thursday.....		3-0	8-0	8-0
Playing on Friday.....	1-0	2-0		3-0
Playing on Saturday.....	1-0	7-0		2-0
Margin is less than 5 pts.....		2-0	1-0	3-0
Margin is between 5-9.....	1-0	4-0	3-0	5-0
Margin is between 10-19.....	1-0	5-1	7-0	12-1
Margin is 20 pts. or more.....	1-0	2-0	5-0	11-0
Having a 20-pt. scorer.....	1-0	9-0	10-0	16-0
Having a 30-pt. scorer.....				0-0
Scoring 49 points or less.....				0-0
Scoring 50-59 points.....	1-0	2-1	2-0	3-1
Scoring 60-69 points.....	1-0	4-0	4-0	10-0
Scoring 70-79 points.....		3-0	6-0	7-0
Scoring 80-89 points.....		3-0	4-0	8-0
Scoring 90-99 points.....	1-0	1-0		3-0
Scoring 100 points or more.....				0-0
Opponent scores 49 points or less.....	1-0	4-0	9-0	14-0
Opponent scores 50-59 points.....	1-0	7-0	6-0	11-0
Opponent scores 60-69 points.....	1-0	4-1	5-0	8-1
Opponent scores 70-79 points.....		1-0	1-0	2-0
Opponent scores 80-89 points.....		1-0		1-0
Opponent scores 90-99 points.....				0-0
Opponent scores 100 points or more.....				0-0

## 2015-16 Team High/Low

South Carolina Highs	South Carolina Lows	Category	Opponent Lows	Opponent Highs
93 vs. Kentucky, 3/5 86 vs. Florida, 2/11	55 vs. UConn, 2/8 57 at Mississippi State, 1/24	<b>Points in Game</b> (SEC)	32, Arkansas, 1/3 32, Arkansas, 1/3	80, Ohio State, 11/13 71, Florida, 2/11
56 (2nd) vs. Hampton, 12/16	22 (1st) at Mississippi State, 1/24	<b>Points in a Half</b> (SEC)	13 (1st), Georgia, 2/18 13 (1st), Winthrop, 12/13 13 (1st), Georgia, 2/18	47 (1st), Ohio State, 11/13 41 (2nd), Missouri, 1/10
45 (2nd) at Texas A&M, 1/31 45 (2nd) at Kentucky, 1/14	22 (1st) at Mississippi State, 1/24	<b>Points in a Quarter</b> (SEC)	4 (2nd), Georgia, 2/18 4 (2nd), Georgia, 2/18	26 (1st), Ohio State, 11/13 24 (4th), Missouri, 1/10
35 (2nd) vs. Arkansas, 1/3 35 (2nd) vs. Arkansas, 1/3	7 (1st) at Mississippi State, 1/24 7 (1st) at Mississippi State, 1/24	<b>Field Goals Made</b> (SEC)	13, LSU, 2/28 13, Arkansas, 1/3 13, LSU, 2/28 13, Arkansas, 1/3	28, Kentucky, 2/4 28, Kentucky, 2/4
37 vs. Kentucky, 3/5  33 vs. Arkansas, 1/3	16 vs. Auburn, 3/4  18 at Tennessee, 2/15	<b>Field Goal Attempts</b> (SEC)	43, at Clemson, 11/18 53, at Tennessee, 2/15 53, at Vanderbilt, 1/7	80, Ohio State, 11/13 69, Florida, 2/11 69, Kentucky, 2/4
70 vs. Kentucky, 3/5 68 vs. Ole Miss, 1/28	43 vs. LSU, 2/28 43 vs. LSU, 2/28	<b>FG Percentage</b> (SEC)	.222 (14-63) at Ole Miss, 2/25 .222 (14-63) at Ole Miss, 2/25	.481 (26-54), Ole Miss, 1/28 .481 (26-54), Ole Miss, 1/28
.561 (23-41) at Ole Miss, 2/25 .561 (23-41) at Ole Miss, 2/25	.314 (16-51) vs. Auburn, 3/4 .367 (18-49) at Tennessee, 2/15	<b>3-Point FG Made</b> (SEC)	1, Arkansas, 1/3 1, Winthrop, 12/13 1, Arkansas, 1/3	10, Ohio State, 11/13 9, at Auburn, 1/21
12 vs. Kentucky, 3/5  11 vs. Arkansas, 1/3	1 vs. Arizona State, 11/17  2 at Ole Miss, 2/25 2 vs. Kentucky, 2/4 2 at Texas A&M, 1/31 2 vs. Texas A&M, 1/17	<b>3-Point FG Attempts</b> (SEC)	3, LSU, 2/28 3, LSU, 2/28	28, at Alabama, 2/22 28, at Alabama, 2/22
25 at Clemson, 11/18 23 vs. Ole Miss, 1/28 23 vs. Arkansas, 1/3	10 vs. Duke, 12/6 11 at Ole Miss, 2/25 11 at Texas A&M, 1/31	<b>3-Point FG Percentage</b> (SEC)	.083 (1-12), Arkansas, 1/3 .083 (1-12), Arkansas, 1/3	.667 (2-3), LSU, 2/28 .667 (2-3), LSU, 2/28
.545 (12-22) vs. Kentucky, 3/5 .478 (11-23) vs. Arkansas, 1/3	.091 (1-11) vs. Arizona St., 11/27 .167 (2-12) vs. Kentucky, 2/4 .167 (2-12) vs. Texas A&M, 1/17	<b>Free Throws Made</b> (SEC)	3, Georgia, 2/18 3, Georgia, 2/18	18, Missouri, 1/10 18, Ohio State, 11/13 18, Missouri, 1/10
32 vs. Missouri, 1/10  32 vs. Missouri, 1/10	7 vs. Kentucky, 3/5  8 vs. Arkansas, 1/3	<b>Free Throw Attempts</b> (SEC)	6, Georgia, 2/18 6, at Texas A&M, 1/31 6, Georgia, 2/18 6, at Texas A&M, 1/31	25, at UCLA, 11/22 22, at Tennessee, 2/15
43 vs. Missouri, 1/10  43 vs. Missouri, 1/10	12 vs. Winthrop, 12/13  13 vs. Arkansas, 1/3	<b>FT Percentage</b> (SEC)	.267 (4-15), Winthrop, 12/13 .500 (3-6), Georgia, 2/18 .500 (5-10), Arkansas, 1/3	1.00 (6-6) at Texas A&M, 1/31 1.00 (6-6) at Texas A&M, 1/31
.875 (14-16) at UCLA, 11/22 .809 (21-26) vs. LSU, 2/28	.478 (11-23) at Vanderbilt 1/7 .478 (11-23) at Vanderbilt, 1/7	<b>Rebounds</b> (SEC)	19, Hampton, 12/16 26, Arkansas, 1/3	43, at Tennessee, 2/15 43, Texas A&M, 1/17 43, at Kentucky, 1/14 43, at Tennessee, 2/15 43, Texas A&M, 1/17 43, at Kentucky, 1/14
58 at Alabama, 2/22  58 at Alabama, 2/22	27 vs. LSU, 2/28  27 vs. LSU, 2/28	<b>Assists</b> (SEC)	3, Ohio State, 11/13 5, at Alabama, 2/22	16, at Texas A&M, 1/31 16, vs. CSUB, 11/28 16, at Texas A&M, 1/31
25 vs. UNCG, 11/15 25 vs. Winthrop, 12/13 24 vs. Ole Miss, 1/28	6 vs. Arizona State, 11/27 9 at Mississippi State, 1/24	<b>Steals</b> (SEC)	0, at Clemson, 11/18 3, at Kentucky, 1/14	13, Florida, 2/11 13, at UCLA, 11/22 13, Ohio State, 11/13 13, Florida, 2/11
16 at Ole Miss, 2/25 16 at Ole Miss, 2/25	3 at Kentucky, 1/14 3 vs. Hampton, 12/16	<b>Blocked Shots</b> (SEC)	0, at Clemson, 11/18 0, vs. Kentucky, 3/5 1, vs. Kentucky, 2/4 1, at Auburn, 1/21 1, at Vanderbilt, 1/7 1, Arkansas, 1/3	10, Ohio State, 11/13 7, Texas A&M, 1/17
16 at Ole Miss, 2/25 16 vs. Winthrop, 12/13	3 at Kentucky, 1/14 0 at Vanderbilt, 1/7	<b>Turnovers</b> (SEC)	8, at Alabama, 2/22 8, at Alabama, 2/22	23, at Ole Miss, 2/25 23, at Ole Miss, 2/25
29 at Ole Miss, 2/25 29 at Ole Miss, 2/25	5 vs. CSUB, 11/28 5 at Clemson, 11/18 11 at Kentucky, 1/14 11 at Vanderbilt, 1/7	<b>Fouls</b> (SEC)	13, vs. Kentucky, 3/5 16, at Auburn, 1/21	34, Missouri, 1/10 32, Missouri, 1/10
22 vs. Missouri, 1/10 22 at Hawaii, 11/29 22 vs. Missouri, 1/10	11 vs. Ole Miss, 1/28 11 vs. Arkansas, 1/3 11 vs. Ole Miss, 1/28 11 vs. Arkansas, 1/3			



## 2015-16 Individual Superlatives

Category	South Carolina	Opponent
<b>Points in Game (SEC)</b>	29 by Alaina Coates vs. Winthrop, 12/13 27 by Alaina Coates vs. Kentucky, 2/4 27 by A'ja Wilson at Texas A&M, 1/31	36 by Kelsey Mitchell, Ohio State, 11/13 26 by Shandricka Sessom, Ole Miss, 1/28
<b>Points in a Half</b>	20 (2nd) by A'ja Wilson vs. Duke, 12/6 18 (2nd) by Tiffany Mitchell at Texas A&M, 1/31	21 (2nd) by Kelsey Mitchell, Ohio State, 11/13 17 (2nd) by Carla Batchelor, Florida, 2/11 17 (2nd) by Makayla Epps, Kentucky, 2/4
<b>Points in a Quarter (SEC)</b>	15 (3rd) by Tina Roy vs. Arkansas, 1/3 15 (3rd) by Tina Roy vs. Arkansas, 1/3	14 (4th) by Brandy Montgomery, Auburn, 3/4 13 (3rd) by Makayla Epps, Kentucky, 2/4
<b>Field Goals Made (SEC)</b>	13 by Alaina Coates vs. Winthrop, 12/13 11 by A'ja Wilson vs. Texas A&M, 1/17 11 by A'ja Wilson at Kentucky, 1/14	11 by Shandricka Sessom, Ole Miss, 1/28 11 by Shandricka Sessom, Ole Miss, 1/28
<b>Field Goal Attempts (SEC)</b>	19 by A'ja Wilson vs. Texas A&M, 1/17 19 by A'ja Wilson vs. Duke, 12/6 19 by A'ja Wilson vs. Texas A&M, 1/17	25 by Victoria Vivians, at Mississippi State, 1/24 25 by Victoria Vivians, at Mississippi State, 1/24
<b>FG Percentage (SEC)</b>	1.00 (8-8) by A'ja Wilson at Ole Miss, 2/25 1.00 (8-8) by A'ja Wilson at Ole Miss, 2/25	1.00 (3-3) by Tra'Cee Tanner, at Auburn, 1/21 1.00 (3-3) by Tra'Cee Tanner, at Auburn, 1/21
<b>3-Point FG Made (SEC)</b>	7 by Tina Roy vs. Arkansas, 1/3 7 by Tina Roy vs. Arkansas, 1/3	5 by Katie Frerking, at Auburn, 1/21 5 by Katie Frerking, at Auburn, 1/21
<b>3-Point FG Attempts (SEC)</b>	12 by Tina Roy vs. Arkansas, 1/3 12 by Tina Roy vs. Arkansas, 1/3	12 by Katie Frerking, at Auburn, 1/21 12 by Katie Frerking, at Auburn, 1/21
<b>3-Point FG Percentage (SEC)</b>	1.00 (3-3) by Tina Roy vs. Kentucky, 3/5 1.00 (3-3) by Tina Roy vs. Elon, 12/22 .750 (3-4) by Tina Roy at Mississippi State, 1/24	.800 (4-5) by Ameryst Alston, Ohio State, 11/13 .600 (3-5) by Jordan Jones, Texas A&M, 1/17
<b>Free Throws Made (SEC)</b>	9 by A'ja Wilson at Tennessee, 2/15 9 by A'ja Wilson at Texas A&M, 1/31 9 by A'ja Wilson at Tennessee, 2/15 9 by A'ja Wilson at Texas A&M, 1/31	12 by Kelsey Mitchell, Ohio State, 11/13 9 by Bashaara Graves, at Tennessee, 2/15
<b>Free Throw Attempts (SEC)</b>	12 by Alaina Coates vs. Kentucky, 2/4 12 by Alaina Coates vs. Missouri, 1/10 12 by Alaina Coates vs. Kentucky, 2/4 12 by Alaina Coates vs. Missouri, 1/10	13 by Kelsey Mitchell, Ohio State, 11/13 10 by Bashaara Graves, at Tennessee, 2/15
<b>FT Percentage (SEC)</b>	1.000 (7-7) by Tiffany Mitchell vs. Florida, 2/11 1.000 (7-7) by Tiffany Mitchell vs. Florida, 2/11	1.00 (6-6) by Shanice Norton, LSU, 2/28 1.00 (6-6) by Ketara Chapel, at Mississippi State, 1/24 1.00 (6-6) by Jada Payne, East Carolina, 12/20 1.00 (6-6) by Shanice Norton, LSU, 2/28 1.00 (6-6) by Ketara Chapel, at Mississippi State, 1/24
<b>Rebounds (SEC)</b>	18 by Alaina Coates at Alabama, 2/22 18 by Alaina Coates at Alabama, 2/22	15 by Shayla Cooper, Ohio State, 11/13 10 by Bashaara Graves, at Tennessee, 2/15 10 by Batouly Camara, at Kentucky, 1/14
<b>Assists (SEC)</b>	9 by Asia Dozier vs. Kentucky, 3/5 6 by Alaina Coates at Texas A&M, 1/31	9 by Jordan Jones, at Texas A&M, 1/31 9 by Jordan Jones, at Texas A&M, 1/31
<b>Steals (SEC)</b>	6 by Khadijah Sessions, Georgia, 2/18 6 by Khadijah Sessions, Georgia, 2/18	6 by Jordin Canada, at UCLA, 11/22 3 by Meoshonti Knight, at Alabama, 2/22 3 by Tiaria Griffin, Georgia, 2/18 3 by Merritt Hempe, Georgia, 2/18 3 by Shequila Joseph, Ole Miss, 1/28
<b>Blocked Shots (SEC)</b>	10 by Alaina Coates vs. Winthrop, 12/13 8 by A'ja Wilson vs. Texas A&M, 1/17 8 by A'ja Wilson at Kentucky, 1/14	5 by Breanna Stewart, UConn, 2/8 3 by Merritt Hempe, Georgia, 2/18 3 by Khaalia Hillsman, at Texas A&M, 1/31
<b>Turnovers (SEC)</b>	8 by Tiffany Mitchell vs. Ohio State, 11/13 7 by Doniyah Cliney vs. Florida, 2/11 7 by Tiffany Mitchell at Mississippi State, 1/24	8 by Shayla Cooper, Ohio State, 11/13 7 by A'Queen Hayes, at Ole Miss, 2/25

## Gamecock Career Highs

### Alaina Coates

<b>Pts</b>	29 vs. Winthrop, 12/13/15
<b>FG</b>	13 vs. Winthrop, 12/13/15
<b>FGA</b>	16 vs. Vanderbilt, 1/5/14
<b>FG %</b>	1.000 (7-7) vs. SC St., 12/22/13
<b>FT</b>	11 at San Diego St., 11/23/13
<b>FTA</b>	15 at San Diego St., 11/23/13
<b>FT %</b>	1.000 (10-10) vs. North Carolina, 3/27/15
<b>Reb</b>	18 at Alabama, 2/22/16
<b>Off Reb</b>	8 vs. Auburn, 3/4/16
<b>Def Reb</b>	13, 2x, last at Alabama, 2/22/16
<b>Blk</b>	10 vs. Winthrop, 12/13/15
<b>Stl</b>	4 at Tennessee, 2/15/16
<b>Asst</b>	6 at Texas A&M, 1/31/16
<b>Min</b>	38 at Texas A&M, 1/31/16

### Doniyah Cliney

<b>Pts</b>	10 vs. Florida, 2/11/16
<b>FG</b>	3, 2x, last vs. Florida, 2/11/16
<b>FGA</b>	5 vs. Missouri, 1/10/16
<b>FG %</b>	.750 (3-4) vs. Kentucky, 2/4/16
<b>3FGA</b>	2, 4x, last vs. Georgia, 2/18/16
<b>FT</b>	3, 2x, last at Ole Miss, 2/25/16
<b>FTA</b>	4, 4x, last at Ole Miss, 2/25/16
<b>FT %</b>	.750 (3-4), 2x, last at Ole Miss, 2/25/16
<b>Reb</b>	3 vs. Florida, 2/11/16
<b>Off Reb</b>	2 vs. Ole Miss, 1/28/16
<b>Stl</b>	3 vs. Georgia, 2/18/16
<b>Asst</b>	3 at Auburn, 1/21/16
<b>Min</b>	26 vs. Kentucky, 2/4/16

### Bianca Cuevas

<b>Pts</b>	21 at Ole Miss, 2/1/15
<b>FG</b>	8 vs. CSUB, 11/28/15
<b>FGA</b>	14 at Georgia, 2/5/15
<b>FG %</b>	.833 (5-6) at Hampton, 12/17/14
<b>3FG</b>	3 vs. Kentucky, 3/5/16
<b>3FGA</b>	6 vs. Clemson, 11/20/14
<b>3FG %</b>	.667 (2-3) at Hampton, 12/17/14
<b>FT</b>	9 at Ole Miss, 2/1/15
<b>FTA</b>	11 at Ole Miss, 2/1/15
<b>FT %</b>	1.000 (5-5) vs. Syracuse, 3/22/15
<b>Reb</b>	6 at Alabama, 2/22/16
<b>Off Reb</b>	3 vs. Alabama, 1/29/15
<b>Blk</b>	2, 2x, last vs. UConn, 2/8/16
<b>Stl</b>	5 Missouri, 1/10/16
<b>Asst</b>	6 vs. CSUB, 11/28/15
<b>Min</b>	29 at Hawaii, 11/29/15

### Asia Dozier

<b>Pts</b>	16, 2x, at San Diego St., 11/23/13
<b>FG</b>	6, 2x, last at Alabama, 1/8/15
<b>FGA</b>	13 at San Diego St., 11/23/13
<b>FG %</b>	1.00 (4-4) at Kentucky, 2/14/13
<b>3FG</b>	4, 2x, last vs. Syracuse, 3/22/15
<b>3FGA</b>	10 at San Diego St., 11/23/13
<b>3FG %</b>	1.000 (2-2), 3x, last vs. East Carolina, 12/20/15
<b>FT</b>	4, 3x, last vs. Florida State, 3/29/15
<b>FTA</b>	7 vs. Elon, 11/9/12
<b>FT %</b>	1.000 (4-4), 2x, last vs. Florida State, 3/29/15
<b>Reb</b>	10 vs. Elon, 11/9/12
<b>Off Reb</b>	4 vs. Elon, 11/9/12
<b>Blk</b>	3 at Kentucky, 3/1/15
<b>Stl</b>	2, 9x, last vs. Hampton, 12/16/15
<b>Asst</b>	9 vs. Kentucky, 3/5/16
<b>Min</b>	40 at Arkansas, 1/2/14

### India Farmer

<b>Pts</b>	3, 2x, last vs. Alabama, 1/19/14
<b>FGA</b>	3 vs. NC Central, 12/2/13
<b>3FGA</b>	2 vs. NC Central, 12/2/13
<b>FT</b>	2 at Florida, 1/19/15
<b>FTA</b>	2, 2x, last, at Florida, 1/19/15
<b>FT %</b>	1.000 (2-2) at Florida, 1/19/15
<b>Reb</b>	3 vs. NC Central, 12/2/13
<b>Blk</b>	2 vs. UNCG, 11/15/15
<b>Min</b>	11 vs. NC Central, 12/2/13

### Sarah Imovbioh

<b>Pts</b>	19 vs. Hampton, 12/16/15
<b>FG</b>	6, 2x, last vs. UConn, 2/8/16
<b>FGA</b>	8 vs. Hampton, 12/16/15
<b>FG %</b>	1.00 (6-6) vs. UConn, 2/8/16
<b>FT</b>	7 vs. Hampton, 12/16/15
<b>FTA</b>	9 vs. Hampton, 12/16/15
<b>FT %</b>	.777 (7-9) vs. Hampton, 12/16/15
<b>Reb</b>	12 vs. East Carolina, 12/20/15
<b>Off Reb</b>	7 vs. Ole Miss, 1/28/16
<b>Def Reb</b>	8 vs. East Carolina, 12/20/15
<b>Stl</b>	2, 3x, last at Ole Miss, 2/25/16
<b>Asst</b>	2, 2x, last vs. Missouri, 1/10/16
<b>Min</b>	24 vs. Hampton, 12/16/15

### Tiffany Mitchell

<b>Pts</b>	25 vs. Georgia, 2/27/14
<b>FG</b>	8, 8x, last vs. Kentucky, 3/5/16
<b>FGA</b>	17, 2x, last at Texas A&M, 1/31/16
<b>FG %</b>	.857 (6-7) vs. Savannah State, 12/14/14
<b>3FG</b>	6, 2x, last at Hampton, 12/17/14
<b>3FGA</b>	8, 4x, last vs. Kentucky, 3/5/16
<b>3FG %</b>	1.000 (6-6) vs. San Diego State, 11/23/14
<b>FT</b>	13 vs. CSU Northridge, 3/23/14
<b>FTA</b>	17 vs. CSU Northridge, 3/23/14
<b>FT %</b>	1.000 (10-10) vs. Georgia, 2/27/14
<b>Reb</b>	11, 5x, last at Arkansas, 1/2/14
<b>Off Reb</b>	6 at Florida, 1/20/13
<b>Blk</b>	3 at Arkansas, 2/19/15
<b>Stl</b>	7 vs. NC Central, 12/11/14
<b>Asst</b>	9 at San Diego State, 11/23/13
<b>Min</b>	40, 3x, last vs. Texas A&M, 1/17/16

### Tina Roy

<b>Pts</b>	21 vs. Arkansas, 1/3/16
<b>FG</b>	7 vs. Arkansas, 1/3/16
<b>FGA</b>	14 at UCLA, 11/22/15
<b>FG %</b>	1.000 (4-4) at Alabama, 1/8/15
<b>3FG</b>	7 vs. Arkansas, 1/3/16
<b>3FGA</b>	12 vs. Arkansas, 1/3/16
<b>3FG %</b>	1.000 (3-3), 3x, last vs. Kentucky, 3/5/16
<b>FT</b>	4 at Southern Cal, 11/25/13
<b>FTA</b>	4, 4x, last vs. Georgia, 2/27/14
<b>FT %</b>	1.000 (4-4) at Southern Cal, 11/25/13
<b>Reb</b>	8 at Mississippi State, 2/6/14
<b>Off Reb</b>	3, 2x, last vs. CSU Northridge, 3/23/14
<b>Blk</b>	2 vs. Mississippi State, 2/6/14
<b>Stl</b>	3, 2x, last vs. Ole Miss, 1/28/16
<b>Asst</b>	10 vs. Savannah State, 12/14/14
<b>Min</b>	37 at UCLA, 11/22/15

### Khadijah Sessions

<b>Pts</b>	19 vs. Auburn, 2/3/13
<b>FG</b>	6, 2x, last vs. Seton Hall, 11/17/13
<b>FGA</b>	15 at Missouri, 2/28/13
<b>FG %</b>	.833 (5-6) vs. LSU, 2/12/15
<b>3FG</b>	3, 4x, last vs. LSU, 3/7/15
<b>3FGA</b>	6, 3x, last vs. Kentucky, 1/11/15
<b>3FG %</b>	1.00 (3-3) at Kentucky, 2/20/14
<b>FT</b>	8, 2x, last at Tennessee, 2/15/16
<b>FTA</b>	12 vs. Missouri, 2/2/14
<b>FT %</b>	1.00 (5-5) at Kentucky, 2/20/14
<b>Reb</b>	11 at Alabama, 2/22/16
<b>Off Reb</b>	3, 4x, last at Alabama, 2/22/16
<b>Stl</b>	6 vs. Georgia, 2/18/16
<b>Asst</b>	8 vs. NC Central, 12/1/14
<b>Min</b>	39 at Texas A&M, 1/31/16

### Jatarie White

<b>Pts</b>	14 vs. East Carolina, 12/20/15
<b>FG</b>	5, 2x, last vs. East Carolina, 12/20/15
<b>FGA</b>	12 vs. Clemson, 11/20/14
<b>FG %</b>	.626 (5-8) vs. East Carolina, 12/20/15
<b>FT</b>	5 vs. Missouri, 1/10/16
<b>FTA</b>	6, 2x, last vs. Missouri, 1/10/16
<b>FT %</b>	1.000 (2-2), 3x, last vs. LSU, 2/28/16
<b>Reb</b>	9 vs. Winthrop, 12/13/15
<b>Off Reb</b>	4 at Clemson, 11/18/15
<b>Def Reb</b>	8 vs. Winthrop, 12/13/15
<b>Blk</b>	4 vs. Winthrop, 12/13/15
<b>Stl</b>	2 vs. Syracuse, 3/22/15
<b>Asst</b>	2, 4x, last at Clemson, 11/18/15
<b>Min</b>	22 vs. San Diego St., 11/23/14

### A'ja Wilson

<b>Pts</b>	28 vs. Duke, 12/6/15
<b>FG</b>	11, 2x, last vs. Texas A&M, 1/17/16
<b>FGA</b>	19, 2x, last vs. Texas A&M, 1/17/16
<b>FG %</b>	.800 (8-10) vs. Savannah State, 12/14/14
<b>FT</b>	11 vs. LSU, 2/12/15
<b>FTA</b>	15 vs. LSU, 2/12/15
<b>FT %</b>	1.00 (8-8) at Ole Miss, 2/25/16
<b>Reb</b>	19 at Kentucky, 3/1/15
<b>Off Reb</b>	6, 3x, last at Kentucky, 1/14/16
<b>Def Reb</b>	14 at Kentucky, 3/1/15
<b>Blk</b>	8, 2x, last vs. Texas A&M, 1/17/16
<b>Stl</b>	3, 4x, last vs. Central Michigan, 12/20/14
<b>Asst</b>	4 vs. CSUB, 11/28/15
<b>Min</b>	39 at Texas A&M, 1/31/16

## The Last Time...

## Individual

## Scored 50 Points

**South Carolina** 51, Jocelyn Penn vs. Stetson, 1/4/03  
**Opponent** Never

## Scored 40 Points

**South Carolina** 51, Jocelyn Penn vs. Stetson, 1/4/03  
**Opponent** 46, Cornelia Gayden, LSU, 1/14/95

## Scored 30 Points

**South Carolina** 30, Ieasia Walker vs. Clemson, 11/18/10  
**Opponent** 36, Kelsey Mitchell, Ohio State, 11/13/15

## Grabbed 20 Rebounds

**South Carolina** 25, Kelsey Bone vs. Boston University, 12/28/09  
**Opponent** 24, Courtney Paris, Oklahoma, 12/30/07

## Grabbed 15 Rebounds

**South Carolina** 18, Alaina Coates at Alabama, 2/22/16  
**Opponent** 15, Shayla Cooper, Ohio State, 11/13/15

## Two Players with 20 or More Points

**South Carolina** A'ja Wilson 27/Tiffany Mitchell 20 at Texas A&M, 1/31/16  
**Opponent** Kelsey Mitchell 36/Ameryst Alston 23, Ohio State, 11/13/15

## Two Players with 10 or More Rebounds

**South Carolina** Alaina Coates 18/Khadijah Sessions 11/A'ja Wilson 10 at Alabama, 2/22/16  
**Opponent** Breanna Stewart 10/Gabby Williams 10, UConn, 2/8/16

## Had 10 Assists

**South Carolina** 10, Tina Roy vs. Savannah State, 12/14/14  
**Opponent** 11, Marneshia Richard, Mississippi State, 1/21/07

## Had Five Steals

**South Carolina** 6, Khadijah Sessions, Georgia, 2/18/16  
**Opponent** 6, Jordyn Canada, at UCLA, 11/22/15

## Had Five Blocked Shots

**South Carolina** 5, A'ja Wilson at Ole Miss, 2/25/16  
**Opponent** 5, Breanna Stewart, UConn, 2/8/16

## Had a Double-Double

**South Carolina** A'ja Wilson (19 pts/13 rebs) vs. Kentucky, 3/5/16  
**Opponent** Bashaara Graves (13 pts/10 rebs), at Tennessee, 2/15/16

## Two Players had a Double-Double

**South Carolina** Alaina Coates (13 pts/18 rebs)/A'ja Wilson (16 pts/10 rebs) at Alabama, 2/22/16  
**Opponent** Sheila Boykin (12 pts/12 rebs)/Danielle Ballard (16 pts/12 rebs), LSU, 2/12/15

## Three Players had a Double-Double

**South Carolina** Ashley Bruner (16 pts/12 rebs)/Aleighsa Welch (16 pts/ 11 rebs)/Elem Ibiam (12 pts/10 rebs) vs. Kansas, 3/25/13  
**Opponent** Merlakia Jones (26 pts/10 rebs)/Takilya Davis (19 pts/13 rebs)/DeLisha Milton (14 pts/15 rebs), at Florida, 2/20/94

## Had a Triple-Double

**South Carolina** Alaina Coates (29 pts/16 rebs/10 blks) vs. Winthrop, 12/13/15  
**Opponent** Never

## Team

## Scored 100 Points

**South Carolina** 102 at Alabama, 1/8/15  
**Opponent** 103, Clemson, 11/21/03

## Won by 30 or More Points

**South Carolina** 85-32 (53) vs. Arkansas, 1/3/16  
**Opponent** 66-34 (32), Georgia, 3/4/11

## Shot 65% or Better from the Field

**South Carolina** .652 (45-69) vs. East Tennessee State, 12/19/00  
**Opponent** Never

## Shot 60% or Better from the Field

**South Carolina** .612 (30-49) vs. Florida State, 3/29/15  
**Opponent** .604 (29-48), Vanderbilt, 1/18/01

## Shot 50% or Better from the Field

**South Carolina** .529 (37-70) vs. Kentucky, 3/5/16  
**Opponent** .554 (31-56), at UConn, 2/9/15

## No Players in Double-Figure Points

**South Carolina** at Auburn, 1/19/12  
**Opponent** Arkansas, 1/3/16

## Five Players in Double-Figure Points

**South Carolina** vs. Kentucky, 3/5/16  
**Opponent** Arkansas, 2/14/10

## More Than Five Players in Double-Figure Points

**South Carolina** 6 vs. Syracuse, 3/22/15  
**Opponent** 6 at Georgia, 2/13/03

## Faced AP Top-25 Opponent

**Win** 66-52 vs. No. 16 Mississippi State, 3/6/16  
**Loss** 56-67 at No. 13 Kentucky, 3/1/15

## Faced AP Top-10 Opponent

**Win** 70-63 at No. 10 Texas A&M, 1/31/16  
**Loss** 87-62 at No. 2 UConn, 2/9/15

## Faced AP Top-5 Opponent

**Win** 62-46 vs. No. 5 Tennessee, 3/8/15  
**Loss** 87-62 at No. 2 UConn, 2/9/15

## Faced AP No. 1 Team

**Win** Never  
**Loss** 54-66 vs. No. 1 UConn, 2/8/16

## Overtime Game

**Win** 58-55 vs. Drexel, 11/28/12  
**Loss** 65-57 at Texas A&M, 1/16/14

## Double-Overtime Game

**Win** 92-91 at Florida State, 2/4/91  
**Loss** 92-94 at Clemson, 11/19/09

## South Carolina Was Ranked (AP Poll)

**No. 1** 2/9/15  
**Top 5** No. 3, 3/14/16  
**Top 10** No. 8, 3/17/14  
**Top 25** No. 13, 12/30/13



## Staley Era Team Records

*Italics indicates set in 2015-16*

### Scoring

Most	Points
1. vs. Savannah State, 12/14/14	111
2. at Alabama, 1/8/15	102
3. vs. Clemson, 11/20/14	99
vs. Ole Miss, 1/30/14	99
vs. Charleston Southern, 11/8/13	99

Fewest	Points
1. at Stanford, 11/26/10	32
2. vs. Georgia, 3/4/11	34
3. vs. Mississippi State, 3/5/09	39
4. at Georgia, 1/13/13	40
5. at Mississippi State, 2/26/09	41

Fewest Allowed	Points
1. vs. South Carolina State, 12/14/11	21
2. vs. Presbyterian, 11/27/11	24
3. vs. NC Central, 12/1/14	26
vs. SC State, 12/22/13	26
5. vs. NC Central, 12/2/13	27

Most Allowed	Points
1. at Clemson, 11/19/09	94
2. vs. North Carolina, 12/20/09	93
3. at Connecticut, 2/9/15	87
4. vs. Xavier, 11/12/10	84
5. at Tennessee, 2/17/11	82
at Florida, 2/22/09	82

### Margin of Outcome

Victory	Score	Margin
1. vs. Charleston Southern, 11/8/13	99-29	+70
2. vs. NC Central, 12/1/14	90-26	+64
3. vs. Savannah State, 12/14/14	111-49	+62
4. vs. Clemson, 11/20/14	99-41	+58
5. vs. <i>Arkansas</i>	85-32	+53

Defeat	Score	Margin
1. at Stanford, 11/26/10	32-70	-38
2. vs. Georgia, 3/4/11	34-66	-32
3. vs. Stanford, 12/19/08	47-78	-31
4. at Penn State, 11/21/10	48-78	-30
5. vs. Connecticut, 12/28/08	48-77	-29

### Field Goals

Made	FGM
1. vs. Charleston Southern, 11/8/13	39
2. vs. Savannah State, 12/14/14	38
vs. Clemson, 11/20/14	38
4. vs. <i>Kentucky</i> , 3/5/16	37
at Alabama, 1/8/15	37
vs. Central Michigan, 12/20/14	37

Attempts	FGA
1. vs. Penn State, 11/20/11	76
2. at Clemson, 11/19/09	74
3. vs. Tennessee, 1/20/11	73
4. vs. Central Michigan, 12/20/14	72
vs. Clemson, 11/20/14	72
vs. Kansas, 3/25/13	72

Highest Percentage (Min. 40 FGA)	FGM-A	Pct
1. vs. Savannah State, 3/20/15	34-53	.642
2. at Alabama, 1/8/15	37-58	.638
3. vs. Florida State, 3/29/15	30-49	.612
4. vs. Charleston Southern, 11/8/13	39-64	.609
5. vs. Ole Miss, 1/30/14	31-51	.608

Lowest Percentage (Min. 40 FGA)	FGM-A	Pct
1. at Stanford, 11/26/10	12-55	.218
2. vs. Georgia, 3/4/11	12-52	.231
3. at Florida, 1/20/13	15-64	.234
4. at Kentucky, 2/5/09	13-55	.236
5. at Georgia, 1/2/11	13-54	.241

Lowest Percentage Allowed	FGM-A	Pct
1. vs. South Carolina State, 12/14/11	6-48	.125
2. vs. NC Central, 12/2/13	8-50	.160
3. vs. Charleston Southern, 11/8/13	10-54	.185
4. vs. Arkansas, 3/6/15	11-57	.193
vs. Hampton, 11/22/12	11-57	.193

Highest Percentage Allowed	FGM-A	Pct
1. vs. Connecticut, 12/28/08	35-62	.565
vs. Florida, 1/9/11	26-46	.565
3. vs. Xavier, 11/12/10	34-61	.557
4. at Connecticut, 2/9/15	31-56	.554
5. at Kentucky, 1/13/11	30-55	.545

### 3-Point Field Goals

Made	3FGM
1. vs. <i>Kentucky</i> , 3/5/16	12
2. vs. <i>Arkansas</i> , 1/3/16	11
at Alabama, 1/8/15	11
4. vs. <i>LSU</i> , 2/28/16	10
at <i>Vanderbilt</i> , 1/7/16	10

Attempts	3FGA
1. vs. Penn State, 11/20/11	29
2. vs. College of Charleston, 11/14/13	28
vs. North Carolina, 12/19/10	28
4. vs. Syracuse, 11/28/14	26
5. at <i>Clemson</i> , 11/18/15	25
vs. Savannah State, 11/15/12	25
at Ole Miss, 1/16/11	25

Percentage (Min. 5 3FGA)	3FGM-A	Pct
1. vs. Oregon State, 3/25/14	4-6	.667
vs. Ole Miss, 1/30/14	4-6	.667
vs. Savannah State, 12/28/13	4-6	.667
vs. Western Carolina, 12/29/12	6-9	.667
at Alabama, 1/10/10	8-12	.667
vs. Charlotte, 12/21/08	8-12	.667

### Free Throws

Made	FTM
1. vs. Savannah State, 12/14/14	34
vs. Oregon State, 3/25/14	34
3. vs. <i>Missouri</i> , 1/10/16	32
vs. Ole Miss, 1/30/14	32
at Mississippi State, 1/6/13	32

Attempts	FTA
1. at Mississippi State, 1/6/13	50
2. vs. Savannah State, 12/28/13	48
3. vs. Savannah State, 12/14/14	47
4. vs. Missouri, 2/2/14	46
5. vs. Seton Hall, 11/17/13	44
vs. SC State, 12/21/12	44

Percentage (Min. 10 FTA)	FTM-A	Pct
1. vs. Alabama, 1/19/14	10-11	.909
2. vs. Auburn, 1/2/09	23-26	.885
3. at <i>UCLA</i> , 11/22/15	14-16	.875
vs. San Diego State, 11/28/09	14-16	.875
5. at Mississippi State, 2/6/14	20-23	.870

### Rebounding

Total	Rebs
1. vs. College of Charleston, 11/14/13	62
2. at Florida, 1/20/13	59
3. at Alabama, 2/22/16	58
4. vs. Hampton, 11/22/12	57
5. vs. Savannah State, 12/14/14	56

Margin	Rebs	Margin
1. vs. Savannah State, 12/14/14	56-21	+35
2. vs. <i>Hampton</i> , 12/16/15	52-19	+33
3. at Alabama, 2/7/13	53-24	+29
4. at Alabama, 2/22/16	58-31	+27
vs. Hampton, 12/17/14	48-21	+27

### Assists

Game	Assists
1. vs. NC Central, 12/1/14	26
2. vs. <i>Winthrop</i> , 12/13/15	25
vs. <i>UNCG</i> , 11/15/15	25
vs. San Diego State, 11/23/14	25
vs. Clemson, 11/20/14	25
vs. Alabama, 1/19/14	25
vs. Charleston Southern, 11/8/13	25

### Steals

Game	Steals
1. vs. NC Central, 12/1/14	21
vs. Furman, 12/11/11	21
3. vs. San Diego State, 11/23/14	18
4. vs. Charleston Southern, 11/8/13	17
5. at Ole Miss, 2/25/16	16
vs. NC State, 12/12/10	16
vs. USC Upstate, 12/16/08	16

### Blocked Shots

Game	Blocks
1. vs. <i>Winthrop</i> , 12/13/15	16
2. vs. Arkansas, 3/6/15	15
3. at Mississippi State, 2/6/14	14
vs. Kentucky, 1/9/14	14
5. at Kentucky, 3/1/15	12
vs. Charleston Southern, 11/14/13	12

### Turnovers

Fewest	TOs
1. at Tennessee, 2/2/12	4
2. vs. <i>CSU Bakersfield</i> , 11/28/15	5
at <i>Clemson</i> , 11/18/15	5
vs. Tennessee, 2/23/15	5
vs. Syracuse, 11/28/14	5
at Missouri, 2/28/13	5
vs. Georgia, 3/2/12	5
vs. Ole Miss, 3/3/11	5

Most	TOs
1. at Wake Forest, 12/3/08	32
2. at Ole Miss, 2/25/16	29
vs. Hampton, 11/22/12	29
vs. Kentucky, 1/15/12	29
5. at Kentucky, 1/13/11	28

## Gamecock Individual Record Book Updates

*Italics indicates set in 2015-16*

### Scoring

Total Career Points	Gms	Points
1. Sheila Foster (1979-82)	134	2,266
2. Shannon Johnson (1993-96)	109	2,230
3. Brantley Southers (1982-86)	120	1,982
4. Jocelyn Penn (1999-2003)	117	1,939
5. <i>Tiffany Mitchell (2013-present)</i>	136	1,843

SEC Career Points	Gms	Points
1. <i>Tiffany Mitchell (2013-16)</i>	64	862
2. Shannon Johnson (1993-96)	44	836
3. Jocelyn Penn (1999-2003)	55	807
4. Annie Lester (1997-2000)	54	731
5. La'Keisha Sutton (2009-12)	62	711

SEC Career Scoring Average	Gms	Pts	Avg
1. Shannon Johnson (1993-96)	44	836	19.0
2. Jocelyn Penn (1999-2003)	55	807	14.7
3. <i>Tiffany Mitchell (2013-16)</i>	64	862	13.5
4. Annie Lester (1997-2000)	54	731	13.5
5. Shaun Gortman (1999-2002)	49	623	12.7

SEC Single-Season Points	Gms	Points
1. Jocelyn Penn (2002-03)	13	280
2. Annie Lester (1997-98)	14	267
3. Shannon Johnson (1993-94)	11	262
4. <i>A'ja Wilson (2015-16)</i>	16	260
5. Tiffany Mitchell (2013-14)	16	254

Total Career 3-Pointers Made	Gms	Points
1. Karen Middleton (1988-91)	128	317
2. Christi Timmons (1992-95)	107	239
3. Kelly Morrone (2000-04)	116	238
4. Shannon Johnson (1993-96)	109	208
5. Heather Godfrey (1995-98)	108	159
6. <i>Tina Roy (2012-present)</i>	136	156

Total Career Free Throws Made	Gms	Points
1. Shannon Johnson (1993-96)	109	478
2. Martha Parker (1986-89)	124	473
3. <i>Tiffany Mitchell (2013-present)</i>	136	439
4. Sheila Foster (1979-82)	134	418
5. Jocelyn Penn (1999-2003)	117	411

### Rebounding

Total Career Rebounds	Gms	Rebs
1. Sheila Foster (1979-82)	134	1,427
2. Marsha Williams (1990-93)	116	1,026
3. Aleighsa Welch (2012-15)	137	956
4. Schonna Banner (1987-90)	125	901
5. <i>Alaina Coates (2014-present)</i>	102	894

Total Career Offensive Rebounds	Gms	DR
1. Aleighsa Welch (2012-15)	137	449
2. Marsha Williams (1990-93)	116	427
3. Annie Lester (1997-2000)	110	348
4. Jocelyn Penn (1999-2003)	117	345
5. Ashley Bruner (2010-13)	128	338
6. Demetress Adams (2006-09)	112	274
7. <i>Alaina Coates (2014-present)</i>	102	272

Total Career Defensive Rebounds	Gms	DR
1. <i>Alaina Coates (2014-present)</i>	102	622
2. Marsha Williams (1990-93)	116	599
3. Petra Ujhelyi (2000-03)	119	579

SEC Career Rebounds	Gms	Rebs
1. <i>Alaina Coates (2014-present)</i>	47	433
2. Aleighsa Welch (2012-15)	62	430
3. Annie Lester (1997-2000)	54	376

SEC Career Defensive Rebounds	Gms	Rebs
1. <i>Alaina Coates (2014-present)</i>	47	314
2. Petra Ujhelyi (2000-03)	56	249
3. Aleighsa Welch (2012-15)	62	240

Total Single-Season Defensive Rebs.	Gms	DR
1. <i>Alaina Coates (2015-16)</i>	32	233
2. Beth Hunt (1989-90)	33	230
3. Alaina Coates (2013-14)	34	203

SEC Single-Season Rebounds	Gms	Rebs
1. <i>Alaina Coates (2015-16)</i>	16	177
2. Kelsey Bone (2009-10)	16	138
3. Alaina Coates (2013-14)	16	136

SEC Single-Season Defensive Rebs.	Gms	DR
1. <i>Alaina Coates (2015-16)</i>	16	140
2. Alaina Coates (2013-14)	16	100
3. Kelsey Bone (2009-10)	16	99

### Double-Doubles

Total Career	Gms	Tot.
1. Sheila Foster (1979-82)	134	70
2. Marsha Williams (1990-93)	116	44
3. Katrina Anderson (1978-79)	71	42
Denise Nanney (1975-77)	75	42
5. <i>Alaina Coates (2014-present)</i>	102	39

SEC Career	Gms	Tot.
1. <i>Alaina Coates (2014-present)</i>	47	20
2. Marsha Williams (1992-93)	22	11
3. Aleighsa Welch (2012-15)	62	10
Annie Lester (1997-2000)	54	10

Single-Season	Gms	Tot.
1. Katrina Anderson (1977-78)	34	25
2. Sheila Foster (1980-81)	34	24
3. Denise Nanney (1974-75)	30	22
4. Sheila Foster (1981-82)	31	19
Sheila Foster (1979-80)	36	19
6. <i>Alaina Coates (2015-16)</i>	32	17
Marsha Williams (1991-92)	28	17
Katrina Anderson (1978-79)	37	17

SEC Single-Season	Gms	Tot.
1. <i>Alaina Coates (2015-16)</i>	16	10
2. Marsha Williams (1991-92)	11	6
3. <i>A'ja Wilson (2015-16)</i>	16	5
Alaina Coates (2014-15)	15	5
Alaina Coates (2013-14)	16	5
Aleighsa Welch (2013-14)	16	5
Annie Lester (1997-98)	14	5
Marsha Williams (1992-93)	11	5

### Assists

SEC Career	Gms	Assists
1. Cristina Ciocan (2001-04)	56	250
2. La'Keisha Sutton (2009-12)	62	193
3. Shannon Johnson (1993-96)	44	161
4. <i>Tiffany Mitchell (2013-16)</i>	64	159
Ieasia Walker (2010-13)	64	159
Nikki Miars (1996-99)	50	159

### Blocks

Total Career	Gms	Blocks
1. Lakesha Tolliver (2004-07)	112	177
2. <i>Alaina Coates (2014-present)</i>	102	167
3. Elem Ibiam (2012-15)	126	164
4. <i>A'ja Wilson (2015-present)</i>	67	159
5. Michelle Murray (1990-93)	96	148

SEC Career	Gms	Blocks
1. <i>A'ja Wilson (2015-present)</i>	32	85
2. Aleisha Welch (2011-15)	62	73
3. <i>Alaina Coates (2014-present)</i>	47	72
Petra Ujhelyi (2000-03)	56	72
5. Elem Ibiam (2012-15)	57	69

Total Single-Season	Gms	Blocks
1. <i>A'ja Wilson (2015-16)</i>	30	94
2. Elem Ibiam (2013-14)	34	83
3. Alaina Coates (2013-14)	34	73

SEC Single-Season	Gms	Blocks
1. <i>A'ja Wilson (2015-16)</i>	16	53
2. Elem Ibiam (2013-14)	16	44
3. Alaina Coates (2013-14)	16	35

SEC Single-Season Average	Gms	Blks	Avg
1. <i>A'ja Wilson (2015-16)</i>	16	53	3.3
2. Elem Ibiam (2013-14)	16	44	2.8
3. Alaina Coates (2013-14)	16	35	2.2

### Steals

Total Career	Gms	Stls
1. Jocelyn Penn (1999-2003)	117	359
2. Martha Parker (1986-89)	124	284
3. Shannon Johnson (1993-96)	109	260
4. Ieasia Walker (2010-13)	130	258
5. Rita Johnson (1977-81)	130	231
6. <i>Tiffany Mitchell (2013-present)</i>	136	227
Cristina Ciocan (2001-04)	116	227

SEC Career	Gms	Stls
1. Jocelyn Penn (1999-2003)	55	162
2. Ieasia Walker (2010-13)	64	128
3. <i>Tiffany Mitchell (2013-16)</i>	64	110
4. Lisa Williams (1996-99)	51	107
5. Annie Lester (1997-2000)	54	104

### Minutes Played

Total Career	Gms	Mins
1. Martha Parker (1986-89)	124	4,456
2. <i>Tiffany Mitchell (2013-present)</i>	136	4,079
3. Karen Middleton (1988-91)	128	4,013

SEC Career	Gms	Mins
1. La'Keisha Sutton (2009-12)	62	2,010
2. <i>Tiffany Mitchell (2013-16)</i>	64	1,952
3. Ieasia Walker (2010-13)	64	1,929

### Participation

Total Career Games Started	Gms
1. <i>Tiffany Mitchell (2013-present)</i>	132
2. Martha Parker (1986-89)	122
3. Schonna Banner (1987-90)	113

Total Career Games Played	Gms
1. Aleighsa Welch (2012-15)	137
2. <i>Tiffany Mitchell (2013-present)</i>	136
<i>Tina Roy (2012-present)</i>	136
4. Sheila Foster (1979-82)	134
5. <i>Khadijah Sessions (2013-present)</i>	131



**2015-16 South Carolina Basketball**  
**#3/2 South Carolina Combined Team Statistics (as of Mar 13, 2016)**  
**All games**



RECORD:	OVERALL	HOME	AWAY	NEUTRAL
ALL GAMES	31-1	14-1	11-0	6-0
CONFERENCE	16-0	8-0	8-0	0-0
NON-CONFERENCE	15-1	6-1	3-0	6-0

##	Player	gp-gs	min	Total		3-Point		F-Throw		Rebounds			avg	pf	dq	a	to	blk	stl	pts	avg	
				fg-fga	fg%	3fg-fga	3fg%	ft-fga	ft%	off	def	tot										
22	WILSON, A'ja	30-29	819	27.3	191-351	.544	0-0	.000	110-151	.728	80	181	261	8.7	71	1	43	67	94	22	492	16.4
25	MITCHELL, Tiffany	32-31	980	30.6	153-370	.414	57-162	.352	116-140	.829	31	60	91	2.8	61	0	81	78	6	56	479	15.0
41	COATES, Alaina	32-30	853	26.7	147-233	.631	0-0	.000	77-138	.558	91	233	324	10.1	81	0	31	49	41	38	371	11.6
05	SESSIONS, Khadijah	32-32	821	25.7	64-141	.454	20-48	.417	65-103	.631	21	62	83	2.6	68	1	70	47	3	63	213	6.7
01	CUEVAS, Bianca	31-1	546	17.6	69-188	.367	16-64	.250	50-66	.758	8	43	51	1.6	37	0	56	59	2	42	204	6.6
23	ROY, Tina	32-13	651	20.3	62-185	.335	58-158	.367	5-11	.455	8	39	47	1.5	11	0	73	31	1	14	187	5.8
24	IMOVBIQH, Sarah	32-4	451	14.1	56-97	.577	0-0	.000	26-58	.448	73	85	158	4.9	53	0	8	27	5	12	138	4.3
04	CLINEY, Doniyah	18-3	208	11.6	19-45	.422	4-13	.308	18-27	.667	5	11	16	0.9	23	0	14	21	1	10	60	3.3
31	DOZIER, Asia	26-17	470	18.1	27-87	.310	4-56	.250	15-20	.750	4	24	28	1.1	20	0	58	36	2	10	83	3.2
40	WHITE, Jatarie	29-0	373	12.9	29-79	.367	0-3	.000	29-48	.604	24	65	89	3.1	55	0	15	21	13	6	87	3.0
00	COLLEY, Shay	11-0	142	12.9	11-31	.355	3-12	.250	5-8	.625	8	12	20	1.8	18	0	13	16	1	7	30	2.7
03	DUCKETT, Kaydra	8-0	55	6.9	4-9	.444	1-3	.333	0-0	.000	1	7	8	1.0	8	0	5	4	1	3	9	1.1
44	FARMER, India	8-0	31	3.9	0-5	.000	0-3	.000	0-0	.000	1	3	4	0.5	2	0	1	2	2	0	0	0.0
Team											54	62	116		1		11					
Total.....		32	6400		832-1821	.457	173-522	.331	516-770	.670	409	887	1296	40.5	509	2	468	469	172	283	2353	73.5
Opponents.....		32	6400		659-1890	.349	141-495	.285	321-464	.692	386	666	1052	32.9	691	23	333	506	99	218	1780	55.6

TEAM STATISTICS	SC	OPP	Date	Opponent	Score	Att.
SCORING	2353	1780	11/13/15	#6/10 OHIO STATE	w 88-80	16815
Points per game	73.5	55.6	11/15/15	UNCG	w 92-44	13607
Scoring margin	+17.9	-	11/18/15	at Clemson	w 67-41	1030
FIELD GOALS-ATT	832-1821	659-1890	11/22/15	at UCLA	w 68-65	2018
Field goal pct	.457	.349	@ 11/27/15	vs #16/18 Arizona State	w 60-58	2020
3 POINT FG-ATT	173-522	141-495	@ 11/28/15	vs CSU Bakersfield	w 90-71	2152
3-point FG pct	.331	.285	@ 11/29/15	at Hawaii	w 67-51	2073
3-pt FG made per game	5.4	4.4	12/06/15	#14/13 DUKE	w 66-55	16429
FREE THROWS-ATT	516-770	321-464	12/13/15	WINTHROP	w 86-37	13409
Free throw pct	.670	.692	12/16/15	HAMPTON	w 86-48	12117
F-Throws made per game	16.1	10.0	< 12/20/15	vs East Carolina	w 88-57	4103
REBOUNDS	1296	1052	12/22/15	ELON	w 78-63	13670
Rebounds per game	40.5	32.9	* 01/03/16	ARKANSAS	w 85-32	13407
Rebounding margin	+7.6	-	* 01/07/16	at Vanderbilt	w 71-61	2547
ASSISTS	468	333	* 01/10/16	#20/- MISSOURI	w 83-58	15934
Assists per game	14.6	10.4	* 01/14/16	at #9/9 Kentucky	w 73-62	5527
TURNOVERS	469	506	* 01/17/16	#15/11 TEXAS A&M	w 59-58	15406
Turnovers per game	14.7	15.8	* 01/21/16	at Auburn	w 74-58	2419
Turnover margin	+1.2	-	* 01/24/16	at #10/10 Mississippi State	w 57-51	10626
Assist/turnover ratio	1.0	0.7	* 01/28/16	OLE MISS	w 81-62	14313
STEALS	283	218	* 01/31/16	at #10/10 Texas A&M	w 70-63	8511
Steals per game	8.8	6.8	* 02/04/16	#18/18 KENTUCKY	w 78-68	15015
BLOCKS	172	99	02/08/16	#1/1 UCONN	L 54-66	18000
Blocks per game	5.4	3.1	* 02/11/16	#16/19 FLORIDA	w 86-71	13324
ATTENDANCE	223872	73618	* 02/15/16	at #24/- Tennessee	w 62-56	12014
Home games-Avg/Game	15-14925	11-4629	* 02/18/16	GEORGIA	w 61-51	16186
Neutral site-Avg/Game	-	6-3784	* 02/22/16	at Alabama	w 66-46	2679
			* 02/25/16	at Ole Miss	w 66-45	1473
			* 02/28/16	LSU	w 75-39	16240
Score by Periods	1st	2nd	3rd	4th	Totals	
#3/2 South Carolina	525	575	612	641	2353	^ 03/04/16 vs Auburn w 57-48 2245
Opponents	413	396	469	502	1780	^ 03/05/16 vs #13/13 Kentucky w 93-63 5632
						03/06/16 vs #16/16 Mississippi State w 66-52 6549

\* = Conference game

@ = Rainbow Wahine Showdown (Honolulu, Hawaii)

&lt; = Carolinas Challenge (Myrtle Beach, S.C.)

^ = SEC Tournament (Jacksonville, Fla.)





**2015-16 South Carolina Basketball**  
**#3/2 South Carolina Combined Team Statistics (as of Feb 28, 2016)**  
**Conference games**



RECORD:	OVERALL	HOME	AWAY	NEUTRAL
ALL GAMES	16-0	8-0	8-0	0-0
CONFERENCE	16-0	8-0	8-0	0-0
NON-CONFERENCE	0-0	0-0	0-0	0-0

##	Player	gp-gs	min	avg	Total		3-Point		F-Throw		Rebounds			pf	dq	a	to	blk	stl	pts	avg	
					fg-fga	fg%	3fg-fga	3fg%	ft-fa	ft%	off	def	tot									
22	WILSON, A'ja	16-15	453	28.3	97-178	.545	0-0	.000	66-91	.725	43	93	136	8.5	39	0	25	40	53	10	260	16.3
25	MITCHELL, Tiffany	16-15	491	30.7	79-187	.422	27-81	.333	65-78	.833	12	27	39	2.4	34	0	45	41	2	31	250	15.6
41	COATES, Alaina	16-15	463	28.9	68-102	.667	0-0	.000	43-75	.573	37	140	177	11.1	42	0	25	25	12	20	179	11.2
05	SESSIONS, Khadijah	16-16	439	27.4	34-75	.453	14-31	.452	37-60	.617	10	31	41	2.6	37	1	31	25	2	34	119	7.4
23	ROY, Tina	16-3	364	22.8	39-108	.361	36-93	.387	4-9	.444	5	19	24	1.5	5	0	41	18	0	11	118	7.4
01	CUEVAS, Bianca	15-1	251	16.7	21-71	.296	5-24	.208	18-24	.750	5	14	19	1.3	17	0	30	30	0	19	65	4.3
04	CLINEY, Doniyah	14-3	173	12.4	17-40	.425	3-11	.273	16-24	.667	5	10	15	1.1	21	0	12	18	0	10	53	3.8
40	WHITE, Jatarie	13-0	145	11.2	11-26	.423	0-2	.000	15-24	.625	11	20	31	2.4	22	0	3	10	3	4	37	2.8
24	IMOVBIQH, Sarah	16-1	198	12.4	20-40	.500	0-0	.000	4-15	.267	32	35	67	4.2	33	0	3	16	2	5	44	2.8
31	DOZIER, Asia	11-11	202	18.4	6-29	.207	4-22	.182	6-10	.600	2	11	13	1.2	9	0	24	19	1	3	22	2.0
03	DUCKETT, Kaydra	1-0	7	7.0	0-0	.000	0-0	.000	0-0	.000	0	2	2	2.0	2	0	0	2	0	1	0	0.0
44	FARMER, India	4-0	14	3.5	0-1	.000	0-0	.000	0-0	.000	0	1	1	0.3	0	0	0	1	0	0	0	0.0
Team											28	31	59		1		3					
Total.....		16	3200		392-857	.457	89-264	.337	274-410	.668	190	434	624	39.0	262	1	239	248	75	148	1147	71.7
Opponents.....		16	3200		329-948	.347	64-253	.253	159-221	.719	201	327	528	33.0	358	14	172	258	46	110	881	55.1

TEAM STATISTICS	SC	OPP	Date	Opponent	Score	Att.
SCORING	1147	881	* 01/03/16	ARKANSAS	w 85-32	13407
Points per game	71.7	55.1	* 01/07/16	at Vanderbilt	w 71-61	2547
Scoring margin	+16.6	-	* 01/10/16	#20/- MISSOURI	w 83-58	15934
FIELD GOALS-ATT	392-857	329-948	* 01/14/16	at #9/9 Kentucky	w 73-62	5527
Field goal pct	.457	.347	* 01/17/16	#15/11 TEXAS A&M	w 59-58	15406
3 POINT FG-ATT	89-264	64-253	* 01/21/16	at Auburn	w 74-58	2419
3-point FG pct	.337	.253	* 01/24/16	at #10/10 Mississippi State	w 57-51	10626
3-pt FG made per game	5.6	4.0	* 01/28/16	OLE MISS	w 81-62	14313
FREE THROWS-ATT	274-410	159-221	* 01/31/16	at #10/10 Texas A&M	w 70-63	8511
Free throw pct	.668	.719	* 02/04/16	#18/18 KENTUCKY	w 78-68	15015
F-Throws made per game	17.1	9.9	* 02/11/16	#16/19 FLORIDA	w 86-71	13324
REBOUNDS	624	528	* 02/15/16	at #24/- Tennessee	w 62-56	12014
Rebounds per game	39.0	33.0	* 02/18/16	GEORGIA	w 61-51	16186
Rebounding margin	+6.0	-	* 02/22/16	at Alabama	w 66-46	2679
ASSISTS	239	172	* 02/25/16	at Ole Miss	w 66-45	1473
Assists per game	14.9	10.8	* 02/28/16	LSU	w 75-39	16240
TURNOVERS	248	258				
Turnovers per game	15.5	16.1				
Turnover margin	+0.6	-				
Assist/turnover ratio	1.0	0.7				
STEALS	148	110				
Steals per game	9.3	6.9				
BLOCKS	75	46				
Blocks per game	4.7	2.9				
ATTENDANCE	119825	45796				
Home games-Avg/Game	8-14978	8-5724				
Neutral site-Avg/Game	-	0-0				

\* = Conference game

@ = Rainbow Wahine Showdown (Honolulu, Hawaii)

< = Carolinas Challenge (Myrtle Beach, S.C.)

Score by Periods	1st	2nd	3rd	4th	Totals
#3/2 South Carolina	224	293	302	328	1147
Opponents	179	198	231	273	881



**2015-16 South Carolina Basketball**  
**#3/2 South Carolina Combined Team Statistics (as of Mar 06, 2016)**  
**vs. Ranked**



RECORD:	OVERALL	HOME	AWAY	NEUTRAL
ALL GAMES	13-1	6-1	4-0	3-0
CONFERENCE	8-0	4-0	4-0	0-0
NON-CONFERENCE	5-1	2-1	0-0	3-0

##	Player	gp-gs	min	avg	Total		3-Point		F-Throw		Rebounds				pf	dq	a	to	blk	stl	pts	avg
					fg-fga	fg%	3fg-fga	3fg%	ft-fga	ft%	off	def	tot	avg								
22	WILSON, A'ja	14-14	416	29.7	98-182	.538	0-0	.000	72-92	.783	40	96	136	9.7	36	0	16	39	55	12	268	19.1
25	MITCHELL, Tiffany	14-14	462	33.0	68-174	.391	20-69	.290	51-60	.850	13	26	39	2.8	33	0	29	42	3	25	207	14.8
41	COATES, Alaina	14-13	404	28.9	57-91	.626	0-0	.000	30-58	.517	31	112	143	10.2	37	0	20	21	13	22	144	10.3
05	SESSIONS, Khadijah	14-14	419	29.9	36-79	.456	9-22	.409	40-62	.645	8	26	34	2.4	33	1	24	20	2	28	121	8.6
01	CUEVAS, Bianca	14-0	208	14.9	25-79	.316	6-18	.333	20-29	.690	2	16	18	1.3	16	0	19	22	2	15	76	5.4
23	ROY, Tina	14-5	290	20.7	22-77	.286	19-61	.311	3-7	.429	4	17	21	1.5	7	0	29	17	1	6	66	4.7
04	CLINEY, Doniyah	10-2	118	11.8	11-25	.440	2-5	.400	8-13	.615	2	4	6	0.6	12	0	6	12	0	4	32	3.2
24	IMOVBIQH, Sarah	14-1	156	11.1	18-32	.563	0-0	.000	3-13	.231	28	31	59	4.2	25	0	4	14	3	1	39	2.8
40	WHITE, Jatarie	14-0	142	10.1	8-21	.381	0-1	.000	12-20	.600	10	23	33	2.4	24	0	7	14	4	4	28	2.0
31	DOZIER, Asia	10-7	162	16.2	4-24	.167	0-9	.000	6-6	1.000	2	10	12	1.2	10	0	18	15	1	4	14	1.4
44	FARMER, India	1-0	4	4.0	0-0	.000	0-0	.000	0-0	.000	0	0	0	0.0	0	0	1	1	0	0	0	0.0
03	DUCKETT, Kaydra	1-0	3	3.0	0-1	.000	0-0	.000	0-0	.000	0	0	0	0.0	1	0	0	0	0	0	0	0.0
00	COLLEY, Shay	2-0	16	8.0	0-2	.000	0-1	.000	0-0	.000	0	1	1	0.5	4	0	0	2	0	0	0	0.0
Team											23	24	47		1		4					
Total.....		14	2800		347-787	.441	56-186	.301	245-360	.681	163	386	549	39.2	239	1	173	223	84	121	995	71.1
Opponents.....		14	2800		319-865	.369	64-195	.328	159-213	.746	178	320	498	35.6	313	11	144	228	53	102	861	61.5

TEAM STATISTICS	SC	OPP	Date	Opponent	Score	Att.
SCORING	995	861	11/13/15	#6/10 OHIO STATE	w 88-80	16815
Points per game	71.1	61.5	@ 11/27/15	vs #16/18 Arizona State	w 60-58	2020
Scoring margin	+9.6	-	12/06/15	#14/13 DUKE	w 66-55	16429
FIELD GOALS-ATT	347-787	319-865	* 01/10/16	#20/- MISSOURI	w 83-58	15934
Field goal pct	.441	.369	* 01/14/16	at #9/9 Kentucky	w 73-62	5527
3 POINT FG-ATT	56-186	64-195	* 01/17/16	#15/11 TEXAS A&M	w 59-58	15406
3-point FG pct	.301	.328	* 01/24/16	at #10/10 Mississippi State	w 57-51	10626
3-pt FG made per game	4.0	4.6	* 01/31/16	at #10/10 Texas A&M	w 70-63	8511
FREE THROWS-ATT	245-360	159-213	* 02/04/16	#18/18 KENTUCKY	w 78-68	15015
Free throw pct	.681	.746	02/08/16	#1/1 UCONN	L 54-66	18000
F-Throws made per game	17.5	11.4	* 02/11/16	#16/19 FLORIDA	w 86-71	13324
REBOUNDS	549	498	* 02/15/16	at #24/- Tennessee	w 62-56	12014
Rebounds per game	39.2	35.6	^ 03/05/16	vs #13/13 Kentucky	w 93-63	5632
Rebounding margin	+3.6	-	03/06/16	vs #16/16 Mississippi State	w 66-52	6549
ASSISTS	173	144				
Assists per game	12.4	10.3				
TURNOVERS	223	228				
Turnovers per game	15.9	16.3				
Turnover margin	+0.4	-				
Assist/turnover ratio	0.8	0.6				
STEALS	121	102				
Steals per game	8.6	7.3				
BLOCKS	84	53				
Blocks per game	6.0	3.8				
ATTENDANCE	110923	50879				
Home games-Avg/Game	7-15846	4-9170				
Neutral site-Avg/Game	-	3-4734				

\* = Conference game  
 @ = Rainbow Wahine Showdown (Honolulu, Hawaii)  
 < = Carolinas Challenge (Myrtle Beach, S.C.)  
 ^ = SEC Tournament (Jacksonville, Fla.)

Score by Periods	1st	2nd	3rd	4th	Totals
#3/2 South Carolina	216	227	245	307	995
Opponents	202	200	220	239	861



**2015-16 South Carolina Basketball**  
**#3/2 South Carolina Combined Team Statistics (as of Mar 06, 2016)**  
**SEC Tournament**



<b>RECORD:</b>	<b>OVERALL</b>	<b>HOME</b>	<b>AWAY</b>	<b>NEUTRAL</b>
ALL GAMES	3-0	0-0	0-0	3-0
CONFERENCE	0-0	0-0	0-0	0-0
NON-CONFERENCE	3-0	0-0	0-0	3-0

##	Player	gp-gs	min	avg	Total		3-Point		F-Throw		Rebounds			pf	dq	a	to	blk	stl	pts	avg	
					fg-fga	fg%	3fg-fga	3fg%	ft-fa	ft%	off	def	tot									
25	MITCHELL, Tiffany	3-3	95	31.7	17-42	.405	6-17	.353	7-9	.778	3	5	8	2.7	6	0	10	4	0	5	47	15.7
22	WILSON, A'ja	3-3	89	29.7	17-33	.515	0-0	.000	11-12	.917	5	22	27	9.0	6	0	5	8	9	3	45	15.0
01	CUEVAS, Bianca	3-0	61	20.3	11-21	.524	5-10	.500	5-5	1.000	0	6	6	2.0	7	0	6	8	0	8	32	10.7
41	COATES, Alaina	3-3	78	26.0	12-27	.444	0-0	.000	7-11	.636	16	14	30	10.0	7	0	2	1	4	5	31	10.3
05	SESSIONS, Khadijah	3-3	71	23.7	7-13	.538	3-4	.750	9-13	.692	2	6	8	2.7	2	0	3	4	1	5	26	8.7
23	ROY, Tina	3-0	41	13.7	4-8	.500	4-7	.571	1-2	.500	0	2	2	0.7	0	0	1	2	0	0	13	4.3
31	DOZIER, Asia	3-3	72	24.0	3-15	.200	1-7	.143	2-2	1.000	0	3	3	1.0	4	0	10	5	1	2	9	3.0
24	IMOVBIQH, Sarah	3-0	41	13.7	3-9	.333	0-0	.000	2-5	.400	5	4	9	3.0	3	0	2	3	2	1	8	2.7
04	CLINEY, Doniyah	3-0	15	5.0	1-2	.500	0-0	.000	1-1	1.000	0	1	1	0.3	0	0	1	2	1	0	3	1.0
40	WHITE, Jatarie	3-0	33	11.0	1-4	.250	0-0	.000	0-3	.000	1	6	7	2.3	5	0	2	2	2	0	2	0.7
44	FARMER, India	1-0	4	4.0	0-0	.000	0-0	.000	0-0	.000	0	0	0	0.0	0	0	1	1	0	0	0	0.0
Team											4	6	10				1					
Total.....		3	600		76-174	.437	19-45	.422	45-63	.714	36	75	111	37.0	40	0	43	41	20	29	216	72.0
Opponents.....		3	600		64-162	.395	11-33	.333	24-36	.667	26	66	92	30.7	55	1	30	50	8	14	163	54.3

<b>TEAM STATISTICS</b>	<b>SC</b>	<b>OPP</b>	<b>Date</b>	<b>Opponent</b>	<b>Score</b>	<b>Att.</b>
SCORING	216	163	^ 03/04/16	vs Auburn	w 57-48	2245
Points per game	72.0	54.3	^ 03/05/16	vs #13/13 Kentucky	w 93-63	5632
Scoring margin	+17.7	-	03/06/16	vs #16/16 Mississippi State	w 66-52	6549
FIELD GOALS-ATT	76-174	64-162	* = Conference game			
Field goal pct	.437	.395	@ = Rainbow Wahine Showdown (Honolulu, Hawaii)			
3 POINT FG-ATT	19-45	11-33	< = Carolinas Challenge (Myrtle Beach, S.C.)			
3-point FG pct	.422	.333	^ = SEC Tournament (Jacksonville, Fla.)			
3-pt FG made per game	6.3	3.7				
FREE THROWS-ATT	45-63	24-36				
Free throw pct	.714	.667				
F-Throws made per game	15.0	8.0				
REBOUNDS	111	92				
Rebounds per game	37.0	30.7				
Rebounding margin	+6.3	-				
ASSISTS	43	30				
Assists per game	14.3	10.0				
TURNOVERS	41	50				
Turnovers per game	13.7	16.7				
Turnover margin	+3.0	-				
Assist/turnover ratio	1.0	0.6				
STEALS	29	14				
Steals per game	9.7	4.7				
BLOCKS	20	8				
Blocks per game	6.7	2.7				
ATTENDANCE	0	14426				
Home games-Avg/Game	0-0	0-0				
Neutral site-Avg/Game	-	3-4809				

<b>Score by Periods</b>	<b>1st</b>	<b>2nd</b>	<b>3rd</b>	<b>4th</b>	<b>Totals</b>
#3/2 South Carolina	56	51	49	60	216
Opponents	42	26	40	55	163





**2015-16 South Carolina Basketball**  
**#3/2 South Carolina Combined Team Statistics (as of Mar 06, 2016)**  
**Last 5**



<b>RECORD:</b>	<b>OVERALL</b>	<b>HOME</b>	<b>AWAY</b>	<b>NEUTRAL</b>
ALL GAMES	5-0	1-0	1-0	3-0
CONFERENCE	2-0	1-0	1-0	0-0
NON-CONFERENCE	3-0	0-0	0-0	3-0

##	Player	gp-gs	min	avg	Total		3-Point		F-Throw		Rebounds			pf	dq	a	to	blk	stl	pts	avg	
					fg-fga	fg%	3fg-fga	3fg%	ft-fga	ft%	off	def	tot									
25	MITCHELL, Tiffany	5-4	154	30.8	27-61	.443	11-28	.393	18-22	.818	5	8	13	2.6	12	0	16	9	0	11	83	16.6
22	WILSON, A'ja	5-4	137	27.4	30-48	.625	0-0	.000	15-16	.938	6	32	38	7.6	8	0	8	13	15	4	75	15.0
41	COATES, Alaina	5-4	125	25.0	19-40	.475	0-0	.000	14-22	.636	21	27	48	9.6	12	0	2	4	6	8	52	10.4
01	CUEVAS, Bianca	5-1	100	20.0	14-28	.500	6-13	.462	10-11	.909	1	8	9	1.8	11	0	13	14	0	12	44	8.8
05	SESSIONS, Khadijah	5-5	103	20.6	8-19	.421	4-6	.667	9-13	.692	3	7	10	2.0	5	0	4	8	1	11	29	5.8
23	ROY, Tina	5-1	83	16.6	7-14	.500	7-13	.538	1-2	.500	0	5	5	1.0	1	0	7	3	0	0	22	4.4
31	DOZIER, Asia	5-5	125	25.0	5-23	.217	2-14	.143	5-8	.625	0	6	6	1.2	4	0	17	11	1	3	17	3.4
04	CLINEY, Doniyah	5-0	42	8.4	5-8	.625	1-3	.333	6-7	.857	1	2	3	0.6	3	0	3	5	1	3	17	3.4
24	IMOVBIQH, Sarah	5-1	76	15.2	4-10	.400	0-0	.000	4-9	.444	6	13	19	3.8	9	0	2	5	2	4	12	2.4
40	WHITE, Jatarie	4-0	43	10.8	2-6	.333	0-0	.000	2-5	.400	1	8	9	2.3	8	0	2	3	2	0	6	1.5
44	FARMER, India	3-0	12	4.0	0-1	.000	0-0	.000	0-0	.000	0	0	0	0.0	0	0	1	2	0	0	0	0.0
Team											9	9	18				2					
Total.....		5	1000		121-258	.469	31-77	.403	84-115	.730	53	125	178	35.6	73	0	75	79	28	56	357	71.4
Opponents.....		5	1000		91-270	.337	20-53	.377	45-67	.672	62	91	153	30.6	98	2	47	93	12	31	247	49.4

<b>TEAM STATISTICS</b>	<b>SC</b>	<b>OPP</b>	<b>Date</b>	<b>Opponent</b>	<b>Score</b>	<b>Att.</b>
SCORING	357	247	* 02/25/16	at Ole Miss	w 66-45	1473
Points per game	71.4	49.4	* 02/28/16	LSU	w 75-39	16240
Scoring margin	+22.0	-	^ 03/04/16	vs Auburn	w 57-48	2245
FIELD GOALS-ATT	121-258	91-270	^ 03/05/16	vs #13/13 Kentucky	w 93-63	5632
Field goal pct	.469	.337	03/06/16	vs #16/16 Mississippi State	w 66-52	6549
3 POINT FG-ATT	31-77	20-53	* = Conference game			
3-point FG pct	.403	.377	@ = Rainbow Wahine Showdown (Honolulu, Hawaii)			
3-pt FG made per game	6.2	4.0	< = Carolinas Challenge (Myrtle Beach, S.C.)			
FREE THROWS-ATT	84-115	45-67	^ = SEC Tournament (Jacksonville, Fla.)			
Free throw pct	.730	.672				
F-Throws made per game	16.8	9.0				
REBOUNDS	178	153				
Rebounds per game	35.6	30.6				
Rebounding margin	+5.0	-				
ASSISTS	75	47				
Assists per game	15.0	9.4				
TURNOVERS	79	93				
Turnovers per game	15.8	18.6				
Turnover margin	+2.8	-				
Assist/turnover ratio	0.9	0.5				
STEALS	56	31				
Steals per game	11.2	6.2				
BLOCKS	28	12				
Blocks per game	5.6	2.4				
ATTENDANCE	16240	15899				
Home games-Avg/Game	1-16240	1-1473				
Neutral site-Avg/Game	-	3-4809				

<b>Score by Periods</b>	<b>1st</b>	<b>2nd</b>	<b>3rd</b>	<b>4th</b>	<b>Totals</b>
#3/2 South Carolina	88	91	83	95	357
Opponents	64	42	64	77	247



**2015-16 South Carolina Basketball**  
**#3/2 South Carolina Season Schedule/Results & Leaders (as of Mar 06, 2016)**  
**All games**



<b>RECORD:</b>	<b>OVERALL</b>	<b>HOME</b>	<b>AWAY</b>	<b>NEUTRAL</b>
ALL GAMES	31-1	14-1	11-0	6-0
CONFERENCE	16-0	8-0	8-0	0-0
NON-CONFERENCE	15-1	6-1	3-0	6-0

<b>Date</b>	<b>Opponent</b>	<b>Score</b>	<b>Att.</b>	<b>High Points</b>	<b>High Rebounds</b>
11/13/15	#6/10 OHIO STATE	w 88-80	16815	(20)WILSON, A'ja	(14)WILSON, A'ja
11/15/15	UNCG	w 92-44	13607	(19)WILSON, A'ja	(11)IMOVBIQH, Sarah
11/18/15	at Clemson	w 67-41	1030	(18)MITCHELL, Tiffany	(6)COATES, Alaina (6)IMOVBIQH, Sarah (6)WHITE, Jatarie
11/22/15	at UCLA	w 68-65	2018	(17)ROY, Tina (17)MITCHELL, Tiffany	(12)COATES, Alaina
11/27/15	@vs #16/18 Arizona State	w 60-58	2020	(18)CUEVAS, Bianca (18)WILSON, A'ja	(11)WILSON, A'ja
11/28/15	@vs CSU Bakersfield	w 90-71	2152	(26)WILSON, A'ja	(8)WILSON, A'ja
11/29/15	@at Hawaii	w 67-51	2073	(18)WILSON, A'ja	(5)WILSON, A'ja
12/06/15	#14/13 DUKE	w 66-55	16429	(28)WILSON, A'ja	(11)WILSON, A'ja
12/13/15	WINTHROP	w 86-37	13409	(29)COATES, Alaina	(16)COATES, Alaina
12/16/15	HAMPTON	w 86-48	12117	(22)COATES, Alaina	(12)COATES, Alaina
12/20/15	<vs East Carolina	w 88-57		(18)MITCHELL, Tiffany	(15)COATES, Alaina
12/22/15	ELON	w 78-63	13670	(18)MITCHELL, Tiffany	(8)WILSON, A'ja (8)COATES, Alaina
01/03/16	*ARKANSAS	w 85-32	13407	(21)ROY, Tina	(10)WILSON, A'ja (10)COATES, Alaina
01/07/16	*at Vanderbilt	w 71-61	2547	(22)MITCHELL, Tiffany	(10)COATES, Alaina
01/10/16	*#20/- MISSOURI	w 83-58	15934	(19)MITCHELL, Tiffany	(12)COATES, Alaina
01/14/16	*at #9/9 Kentucky	w 73-62	5527	(26)WILSON, A'ja	(13)WILSON, A'ja
01/17/16	*#15/11 TEXAS A&M	w 59-58	15406	(26)WILSON, A'ja	(11)COATES, Alaina
01/21/16	*at Auburn	w 74-58	2419	(17)COATES, Alaina	(10)COATES, Alaina
01/24/16	*at #10/10 Mississippi State	w 57-51	10626	(21)MITCHELL, Tiffany	(11)WILSON, A'ja (11)COATES, Alaina
01/28/16	*OLE MISS	w 81-62	14313	(17)WILSON, A'ja	(14)COATES, Alaina
01/31/16	*at #10/10 Texas A&M	w 70-63	8511	(27)WILSON, A'ja	(10)WILSON, A'ja (10)COATES, Alaina
02/04/16	*#18/18 KENTUCKY	w 78-68	15015	(27)COATES, Alaina	(13)COATES, Alaina
02/08/16	#1/1 UCONN	54-66 L	18000	(13)WILSON, A'ja (13)IMOVBIQH, Sarah	(9)COATES, Alaina
02/11/16	*#16/19 FLORIDA	w 86-71	13324	(22)MITCHELL, Tiffany	(11)COATES, Alaina
02/15/16	*at #24/- Tennessee	w 62-56	12014	(25)WILSON, A'ja	(10)COATES, Alaina
02/18/16	*GEORGIA	w 61-51	16186	(19)MITCHELL, Tiffany	(9)WILSON, A'ja
02/22/16	*at Alabama	w 66-46	2679	(16)WILSON, A'ja	(18)COATES, Alaina
02/25/16	*at Ole Miss	w 66-45	1473	(16)WILSON, A'ja	(14)COATES, Alaina
02/28/16	*LSU	w 75-39	16240	(24)MITCHELL, Tiffany	(7)WILSON, A'ja
03/04/16	^vs Auburn	w 57-48	2245	(14)COATES, Alaina	(12)COATES, Alaina
03/05/16	^vs #13/13 Kentucky	w 93-63	5632	(20)MITCHELL, Tiffany	(10)COATES, Alaina
03/06/16	vs #16/16 Mississippi State	w 66-52	6549	(19)MITCHELL, Tiffany (19)WILSON, A'ja	(13)WILSON, A'ja

\* = Conference game

@ = Rainbow Wahine Showdown (Honolulu, Hawaii)

< = Carolinas Challenge (Myrtle Beach, S.C.)

^ = SEC Tournament (Jacksonville, Fla.)

<b>Attendance Summary</b>	<b>Games</b>	<b>Attend</b>	<b>Avg/Game</b>
Home	15	223872	14925
Away	11	50917	4629
Neutral	6	18598	3100
Total	32	293387	9168



**2015-16 South Carolina Basketball**  
**#3/2 South Carolina Points-Rebounds-Assists (as of Mar 06, 2016)**  
**All games**



Opponent	Date	Score	01		04		05		22		23		24		25	
			CUEVAS,BIA	CLINEY,DON	SESSIONS,K	WILSON,A'J	ROY,TINA	IMOVBIOH,S	MITCHELL,T							
#6/10 OHIO STATE	11/13/15	88-80	w	5-0-1	DNP	12-3-3	20-14-0	3-1-1	8-10-0	15-3-3						
UNCG	11/15/15	92-44	w	11-2-1	DNP	2-1-4	19-10-1	9-0-6	14-11-0	10-2-5						
at Clemson	11/18/15	67-41	w	4-1-2	DNP	0-2-5	7-5-0	3-1-1	9-6-0	18-5-0						
at UCLA	11/22/15	68-65	w	7-2-2	DNP	0-5-1	11-10-3	17-3-4	0-4-0	17-5-2						
vs #16/18 Arizona State	11/27/15	60-58	w	18-2-0	DNP	6-3-0	18-11-1	3-2-3	1-8-0	6-1-1						
vs CSU Bakersfield	11/28/15	90-71	w	20-4-6	DNP	8-1-1	26-8-4	3-5-3	6-5-0	13-1-1						
at Hawaii	11/29/15	67-51	w	13-4-0	DNP	11-4-4	18-5-0	0-0-2	3-4-0	14-2-2						
#14/13 DUKE	12/06/15	66-55	w	2-4-2	DNP	5-5-1	28-11-2	3-1-2	0-0-0	12-4-2						
WINTHROP	12/13/15	86-37	w	13-2-1	DNP	4-1-6	DNP	3-0-3	7-4-1	12-5-3						
HAMPTON	12/16/15	86-48	w	6-1-1	DNP	5-4-2	DNP	0-3-3	19-7-0	17-6-2						
vs East Carolina	12/20/15	88-57	w	4-1-1	DNP	5-2-3	15-10-0	3-3-0	4-12-2	18-1-3						
ELON	12/22/15	78-63	w	2-1-2	DNP	6-2-4	12-8-2	9-0-1	2-3-0	18-4-2						
ARKANSAS	01/03/16	85-32	w	10-2-3	DNP	7-3-4	14-10-1	21-1-3	9-7-0	12-3-4						
at Vanderbilt	01/07/16	71-61	w	4-1-2	2-0-0	10-4-0	4-6-2	13-1-1	0-2-0	22-2-5						
#20/- MISSOURI	01/10/16	83-58	w	6-0-1	5-1-0	9-0-1	11-11-1	3-2-2	4-2-2	19-2-2						
at #9/9 Kentucky	01/14/16	73-62	w	2-0-1	0-0-0	8-1-3	26-13-2	12-3-4	0-5-0	16-2-2						
#15/11 TEXAS A&M	01/17/16	59-58	w	9-3-2	DNP	8-2-2	26-8-1	0-2-1	0-1-0	11-4-2						
at Auburn	01/21/16	74-58	w	1-2-2	3-2-3	5-3-1	11-6-2	12-0-2	2-2-0	13-1-5						
at #10/10 Mississippi S	01/24/16	57-51	w	0-0-1	1-0-0	10-4-1	6-11-1	11-1-2	0-7-0	21-2-2						
OLE MISS	01/28/16	81-62	w	6-0-1	4-3-1	4-2-5	17-9-2	9-0-4	7-9-0	15-4-4						
at #10/10 Texas A&M	01/31/16	70-63	w	0-0-0	0-0-0	10-2-3	27-10-1	1-1-1	0-1-0	20-4-2						
#18/18 KENTUCKY	02/04/16	78-68	w	5-2-2	7-1-2	9-4-1	18-7-3	7-1-4	2-1-0	2-0-0						
#1/1 UCONN	02/08/16	54-66	L	2-2-1	4-0-1	4-1-2	13-6-0	0-2-2	13-8-0	12-5-0						
#16/19 FLORIDA	02/11/16	86-71	w	3-0-3	10-3-2	6-0-4	13-9-1	6-2-4	6-6-0	22-3-4						
at #24/- Tennessee	02/15/16	62-56	w	2-0-2	2-1-0	13-2-0	25-6-1	8-3-3	0-3-0	12-2-2						
GEORGIA	02/18/16	61-51	w	DNP	1-2-0	13-1-2	16-9-2	3-3-1	2-5-0	19-4-4						
at Alabama	02/22/16	66-46	w	5-6-3	4-0-2	4-11-3	16-10-2	3-1-3	8-6-1	10-1-1						
at Ole Miss	02/25/16	66-45	w	9-2-4	7-2-0	0-2-1	16-4-3	0-1-3	3-5-0	12-4-1						
LSU	02/28/16	75-39	w	3-1-3	7-0-2	3-0-0	14-7-0	9-2-3	1-5-0	24-1-5						
vs Auburn	03/04/16	57-48	w	10-1-3	0-1-0	5-1-0	8-8-3	4-2-1	3-2-0	8-1-3						
vs #13/13 Kentucky	03/05/16	93-63	w	15-3-3	3-0-1	10-3-2	18-6-2	9-0-0	5-5-1	20-4-2						
vs #16/16 Mississippi S	03/06/16	66-52	w	7-2-0	0-0-0	11-4-1	19-13-0	0-0-0	0-2-1	19-3-5						

Opponent	Date	Score	31		40		41		44	
			DOZIER,ASI	WHITE,JATA	COATES,ALA	FARMER,IND				
#6/10 OHIO STATE	11/13/15	88-80	w	4-0-1	4-3-2	17-13-0	DNP			
UNCG	11/15/15	92-44	w	3-2-6	5-3-1	12-7-0	0-1-0			
at Clemson	11/18/15	67-41	w	8-1-0	3-6-2	10-6-1	DNP			
at UCLA	11/22/15	68-65	w	0-0-0	2-2-0	12-12-0	DNP			
vs #16/18 Arizona State	11/27/15	60-58	w	2-1-0	0-2-0	6-7-1	DNP			
vs CSU Bakersfield	11/28/15	90-71	w	0-0-0	2-5-1	6-4-0	DNP			
at Hawaii	11/29/15	67-51	w	3-0-3	0-2-1	3-1-0	DNP			
#14/13 DUKE	12/06/15	66-55	w	0-2-3	0-5-1	16-7-0	DNP			
WINTHROP	12/13/15	86-37	w	9-2-3	4-9-1	29-16-0	0-1-0			
HAMPTON	12/16/15	86-48	w	6-2-5	8-7-0	22-12-2	DNP			
vs East Carolina	12/20/15	88-57	w	10-1-0	14-4-0	10-15-0	0-1-0			
ELON	12/22/15	78-63	w	7-1-3	2-2-0	16-8-0	DNP			
ARKANSAS	01/03/16	85-32	w	DNP	1-5-1	11-10-2	0-1-0			
at Vanderbilt	01/07/16	71-61	w	3-1-4	2-2-0	11-10-1	DNP			
#20/- MISSOURI	01/10/16	83-58	w	2-3-1	11-4-0	13-12-0	DNP			
at #9/9 Kentucky	01/14/16	73-62	w	0-1-0	0-5-0	9-11-1	DNP			
#15/11 TEXAS A&M	01/17/16	59-58	w	0-1-1	0-0-0	5-11-3	DNP			
at Auburn	01/21/16	74-58	w	1-2-3	9-2-0	17-10-2	DNP			
at #10/10 Mississippi S	01/24/16	57-51	w	2-1-1	0-0-0	6-11-1	DNP			
OLE MISS	01/28/16	81-62	w	3-0-5	3-2-0	13-14-2	DNP			
at #10/10 Texas A&M	01/31/16	70-63	w	0-1-1	0-0-0	12-10-6	DNP			
#18/18 KENTUCKY	02/04/16	78-68	w	DNP	1-3-1	27-13-2	DNP			
#1/1 UCONN	02/08/16	54-66	L	DNP	4-1-1	2-9-0	DNP			
#16/19 FLORIDA	02/11/16	86-71	w	DNP	6-5-0	14-11-3	DNP			
at #24/- Tennessee	02/15/16	62-56	w	DNP	0-1-1	0-10-1	DNP			
GEORGIA	02/18/16	61-51	w	DNP	DNP	7-8-1	DNP			
at Alabama	02/22/16	66-46	w	3-0-1	DNP	13-18-0	0-0-0			
at Ole Miss	02/25/16	66-45	w	8-1-5	DNP	11-14-0	0-0-0			
LSU	02/28/16	75-39	w	0-2-2	4-2-0	10-4-0	0-0-0			
vs Auburn	03/04/16	57-48	w	5-1-0	0-3-1	14-12-0	DNP			
vs #13/13 Kentucky	03/05/16	93-63	w	0-1-9	0-3-0	13-10-2	0-0-1			
vs #16/16 Mississippi S	03/06/16	66-52	w	4-1-1	2-1-1	4-8-0	DNP			





**2015-16 South Carolina Basketball**  
**#3/2 South Carolina Team Game-by-Game Comparison (as of Mar 06, 2016)**  
**All games**



Opponent	1st	2nd	Score	Mar	Total FG	FG Pct	3-Pointers	3FG Pct	Free Throws	FT Pct	Rebounds	Assist	T/Over	Block	Steal	Fouls	
#6/10 OHIO STATE	45/47	43/33	88-80	+8	31-69/26-80	.449/.325	3-11/10-23	.273/.435	23-35/18-20	.657/.900	51/42	+9	11/3	20/18	6/10	9/13	20/29
UNCG	53/25	39/19	92-44	+8	35-67/16-62	.522/.258	8-24/3-13	.333/.231	14-23/9-14	.609/.643	47/36	+1	25/4	10/21	10/2	15/6	15/21
Clemson	31/20	36/21	67-41	+26	23-63/14-43	.365/.326	7-25/3-7	.280/.429	14-28/10-14	.500/.714	41/36	+5	13/12	5/19	6/0	12/0	15/24
UCLA	32/31	36/34	68-65	+3	24-55/23-64	.436/.359	6-19/4-18	.316/.222	14-16/15-25	.875/.600	45/31	+14	12/10	2/19	4/3	6/13	19/21
#16/18 Arizona State	30/33	30/25	60-58	+2	24-58/21-61	.414/.344	1-11/8-20	.091/.400	11-16/8-14	.688/.571	42/39	+3	6/10	2/19	3/1	10/11	16/15
CSU Bakersfield	45/37	45/34	90-71	+19	35-64/25-58	.547/.431	3-12/8-18	.250/.444	17-31/13-15	.548/.867	39/30	+9	18/16	5/11	5/0	5/2	12/27
Hawaii	29/22	38/29	67-51	+16	25-55/19-50	.455/.380	4-14/5-18	.286/.278	13-19/8-18	.684/.444	30/33	(3)	12/11	14/20	5/3	9/3	22/20
#14/13 DUKE	30/26	36/29	66-55	+11	24-57/21-59	.421/.356	2-10/3-10	.200/.300	16-28/10-13	.571/.759	43/36	+7	13/9	14/15	5/6	8/8	16/21
WINTHROP	47/13	39/24	86-37	+49	34-62/16-64	.548/.250	9-24/1-9	.375/.111	9-12/4-15	.750/.267	48/32	+16	25/9	13/14	16/4	10/9	13/16
HAMPTON	30/18	56/30	86-48	+38	28-58/19-61	.483/.311	6-16/5-21	.375/.238	24-31/5-8	.774/.625	52/19	+33	17/12	17/9	2/6	3/10	13/25
East Carolina	44/26	44/31	88-57	+31	31-66/19-69	.470/.275	5-18/6-23	.278/.261	21-28/13-14	.750/.929	54/37	+17	13/7	11/13	4/3	7/3	14/26
ELON	35/31	43/32	78-63	+15	30-63/13-54	.476/.442	8-19/4-13	.421/.308	10-14/13-19	.714/.684	34/26	+8	14/14	14/17	6/1	6/7	17/17
ARKANSAS	44/18	41/14	85-32	+53	33-63/13-54	.524/.241	11-23/1-12	.478/.083	8-13/5-10	.615/.500	48/26	+22	18/9	15/18	2/1	11/5	11/17
Vanderbilt	31/31	40/30	71-61	+10	25-50/22-53	.500/.415	10-22/4-20	.455/.200	11-23/13-15	.478/.867	30/29	+1	15/12	11/13	0/1	7/5	18/19
#20- MISSOURI	35/17	48/41	83-58	+25	24-57/18-58	.421/.310	3-14/4-21	.214/.190	32-43/18-21	.744/.857	39/37	+2	10/11	13/20	7/2	14/6	22/34
#9/9 Kentucky	28/32	45/30	73-62	+11	26-63/24-64	.413/.375	6-17/3-9	.353/.333	15-25/11-18	.600/.611	44/43	+1	13/7	11/13	10/2	3/3	16/22
#15/11 TEXAS A&M	26/27	33/31	59-58	+1	23-54/25-68	.426/.368	2-12/3-7	.167/.429	11-19/5-8	.579/.625	33/43	(10)	12/12	16/15	9/7	12/10	14/21
Auburn	33/20	41/38	74-58	+16	27-52/19-55	.519/.345	7-19/9-27	.368/.333	13-20/11-14	.650/.766	34/30	+4	20/14	12/13	1/1	7/7	15/16
#10/10 Mississippi State	22/20	35/31	57-51	+6	19-44/16-59	.432/.271	4-13/3-13	.308/.231	15-23/16-17	.652/.941	40/31	+9	9/9	21/13	6/2	5/5	21/21
OLE MISS	40/26	41/36	81-62	+19	31-68/26-54	.456/.481	7-23/3-19	.304/.158	12-24/7-13	.500/.538	45/28	+17	24/14	11/14	3/3	9/8	11/21
#10/10 Texas A&M	25/31	45/32	70-63	+7	24-53/27-62	.453/.435	2-11/3-12	.182/.250	20-25/6-6	.800/1000	34/30	+4	14/16	16/17	5/6	9/6	16/21
#18/18 KENTUCKY	35/30	43/38	78-68	+10	26-50/28-69	.520/.406	2-12/2-8	.167/.250	24-35/10-14	.686/.714	39/32	+7	15/11	17/11	6/1	8/4	17/31
#1/1 UCONN	25/35	29/31	54-66	(12)	20-53/24-57	.377/.421	3-10/6-16	.300/.375	11-16/12-18	.688/.667	35/35	-	7/14	15/13	5/6	6/9	15/16
#16/19 FLORIDA	43/31	43/40	86-71	+15	28-57/27-69	.491/.391	8-19/8-22	.421/.364	22-30/19-15	.710/.600	44/30	+14	21/15	22/20	5/3	10/13	17/29
GEORGIA	24/21	38/35	62-56	+6	18-49/18-53	.367/.340	4-13/3-14	.308/.214	22-30/17-22	.733/.773	30/43	(13)	10/6	12/19	5/4	8/4	21/22
Alabama	27/13	34/38	61-51	+10	20-53/21-59	.377/.356	5-17/6-21	.294/.286	16-27/3-6	.593/.500	39/34	+5	10/14	17/21	4/5	13/7	16/23
Ole Miss	32/22	34/24	66-46	+20	23-60/18-63	.383/.286	6-17/3-28	.353/.107	14-20/7-11	.700/.636	58/31	+27	16/5	16/8	4/4	5/10	14/18
LSU	34/19	32/26	66-45	+21	23-41/14-63	.561/.222	2-11/7-17	.182/.412	18-26/10-17	.692/.588	40/32	+8	17/9	29/23	7/2	16/11	17/22
Auburn	38/19	37/20	75-39	+36	22-43/13-45	.512/.289	10-21/2-3	.476/.667	21-26/11-14	.808/.766	27/29	(2)	15/8	9/20	1/2	11/6	16/21
#13/13 Kentucky	32/16	25/32	57-48	+9	16-51/20-56	.314/.357	3-12/3-13	.250/.231	22-29/5-9	.759/.556	36/35	+1	11/9	16/15	8/5	10/4	12/24
#16/16 Mississippi State	42/31	51/32	93-63	+30	37-70/25-56	.529/.446	12-22/3-7	.545/.429	7-14/10-15	.500/.667	38/29	+9	23/12	12/19	7/0	10/5	14/13
	33/21	33/31	66-52	+14	23-53/19-50	.434/.380	4-11/5-13	.364/.385	16-20/9-12	.800/.750	37/28	+9	9/9	13/16	5/3	9/5	14/18

Note: Game totals are displayed in the format TEAM/OPPONENT for each category



Official Basketball Box Score - Game Totals - Final Statistics
#6/10 Ohio State vs South Carolina
11/13/15 7 p.m. at Columbia, S.C./Colonial Life Arena



#6/10 Ohio State 80 • 0-1

Table with columns: # Player, FG-FGA, 3-Ptr, FT-FTA, Rebounds, PF, TP, A TO Blk, Stl, Min. Lists stats for 22 players and team totals.

Summary statistics table with columns: 1st, 2nd, 3rd, 4th, Game, Deadball Rebounds. Includes FG%, 3FG%, FT%, and Rebounds.

South Carolina 88 • 1-0

Table with columns: # Player, FG-FGA, 3-Ptr, FT-FTA, Rebounds, PF, TP, A TO Blk, Stl, Min. Lists stats for 22 players and team totals.

Summary statistics table with columns: 1st, 2nd, 3rd, 4th, Game, Deadball Rebounds. Includes FG%, 3FG%, FT%, and Rebounds.

Officials: Beverly Roberts, Mark Zentz, Kevin Pethel
Technical fouls: #6/10 Ohio State-None. South Carolina-None.
Attendance: 16815

Score by periods table with columns: 1st, 2nd, 3rd, 4th, Total. Shows scores for Ohio State and South Carolina.

Points In Off 2nd Fast table with columns: Points, In, Off, 2nd, Fast, Bench. Shows points in paint, off the bench, 2nd chance, and fast break.

Last FG - OSU 4th-02:35, SC 4th-00:08.
Largest lead - OSU by 6 3rd-08:26, SC by 15 1st-03:56.
OSU led for 08:14. SC led for 28:41. Game was tied for 03:05.

Score tied - 6 times.
Lead changed - 6 times.



Official Basketball Box Score - Game Totals - Final Statistics
UNCG vs South Carolina
11/15/15 3 p.m. at Columbia, S.C./Colonial Life Arena



UNCG 44 • 1-1

Table with columns: # Player, FG-FGA, 3-Ptr, FT-FTA, Rebounds, PF, TP, A TO Blk, Stl, Min. Lists stats for 26 players and team totals.

Summary statistics table with columns: 1st, 2nd, 3rd, 4th, Game, Deadball Rebounds. Includes FG%, 3FG%, FT%, and Rebounds.

South Carolina 92 • 2-0

Table with columns: # Player, FG-FGA, 3-Ptr, FT-FTA, Rebounds, PF, TP, A TO Blk, Stl, Min. Lists stats for 22 players and team totals.

Summary statistics table with columns: 1st, 2nd, 3rd, 4th, Game, Deadball Rebounds. Includes FG%, 3FG%, FT%, and Rebounds.

Officials: Scott Yarbrough, Troy Winders, Nick Marshall
Technical fouls: UNCG-None. South Carolina-None.
Attendance: 13607

Score by periods table with columns: 1st, 2nd, 3rd, 4th, Total. Shows scores for UNCG and South Carolina.

Points In Off 2nd Fast table with columns: Points, In, Off, 2nd, Fast, Bench. Shows points in paint, off the bench, 2nd chance, and fast break.

Last FG - UNCG 4th-00:55, SC 4th-02:39.
Largest lead - UNCG None, SC by 51 4th-03:32.
UNCG led for 00:00. SC led for 39:22. Game was tied for 00:34.

Score tied - 1 time.
Lead changed - 0 times.



Official Basketball Box Score - Game Totals - Final Statistics
South Carolina vs Clemson
11/18/15 7:00 PM at Clemson, S.C.



South Carolina 67 • 3-0

Table with columns: # Player, FG-FGA, 3-Ptr, FT-FTA, Rebounds, PF, TP, A TO Blk, Stl, Min. Lists stats for 22 players and team totals.

Summary statistics table with columns: 1st, 2nd, 3rd, 4th, Game, Deadball Rebounds. Includes FG%, 3FG%, FT%, and Rebounds.

Clemson 41 • 1-2

Table with columns: # Player, FG-FGA, 3-Ptr, FT-FTA, Rebounds, PF, TP, A TO Blk, Stl, Min. Lists stats for 34 players and team totals.

Summary statistics table with columns: 1st, 2nd, 3rd, 4th, Game, Deadball Rebounds. Includes FG%, 3FG%, FT%, and Rebounds.

Officials: Eric Brewton, Metta Roberts, Mark Resch
Technical fouls: South Carolina-None. Clemson-None.
Attendance: 1030

Score by periods table with columns: 1st, 2nd, 3rd, 4th, Total. Shows scores for South Carolina and Clemson.

Points In Off 2nd Fast table with columns: Points, In, Off, 2nd, Fast, Bench. Shows points in paint, off the bench, 2nd chance, and fast break.

Last FG - SC 4th-00:48, CU 4th-01:42.
Largest lead - SC by 35 4th-06:29, CU by 2 1st-09:18.
SC led for 39:06. CU led for 00:12. Game was tied for 00:42.

Score tied - 0 times.
Lead changed - 1 time.



Official Basketball Box Score - Game Totals - Final Statistics
South Carolina vs UCLA
11/22/15 1:02 p.m. at Los Angeles, CA (Pauley Pavilion)



South Carolina 68 • 4-0

Table with columns: # Player, FG-FGA, 3-Ptr, FT-FTA, Rebounds, PF, TP, A TO Blk, Stl, Min. Lists stats for 22 players and team totals.

Summary statistics table with columns: 1st, 2nd, 3rd, 4th, Game, Deadball Rebounds. Includes FG%, 3FG%, FT%, and Rebounds.

UCLA 65 • 2-1

Table with columns: # Player, FG-FGA, 3-Ptr, FT-FTA, Rebounds, PF, TP, A TO Blk, Stl, Min. Lists stats for 24 players and team totals.

Summary statistics table with columns: 1st, 2nd, 3rd, 4th, Game, Deadball Rebounds. Includes FG%, 3FG%, FT%, and Rebounds.

Officials: Melissa Barlow, Lisa Jones, Penny Davis
Technical fouls: South Carolina-None. UCLA-None.
Attendance: 2018

Score by periods table with columns: 1st, 2nd, 3rd, 4th, Total. Shows scores for South Carolina and UCLA.

Points In Off 2nd Fast table with columns: Points, In, Off, 2nd, Fast, Bench. Shows points in paint, off the bench, 2nd chance, and fast break.

Last FG - SC 4th-00:40, UCLA 4th-00:00.
Largest lead - SC by 6 2nd-03:57, UCLA by 4 1st-05:54.
SC led for 16:01. UCLA led for 13:31. Game was tied for 10:28.

Score tied - 14 times.
Lead changed - 14 times.



Official Basketball Box Score - Game Totals - Final Statistics
#16/18 Arizona State vs South Carolina
11/27/15 2:30pm HT at Honolulu, Oahu



#16/18 Arizona State 58 • 1-2

Table with columns: #, Player, Total (FG-FGA, 3-Ptr), Rebounds (Off, Def, Tot), PF, TP, A, TO, Blk, Stl, Min. Includes player stats for Brunner, Sophie, Moos, Kelsey, etc.

Summary statistics table for Arizona State game, including 1st-4th quarter percentages and game totals.

South Carolina 60 • 5-0

Table with columns: #, Player, Total (FG-FGA, 3-Ptr), Rebounds (Off, Def, Tot), PF, TP, A, TO, Blk, Stl, Min. Includes player stats for WILSON, A'ja, COATES, Alaina, etc.

Summary statistics table for South Carolina game, including 1st-4th quarter percentages and game totals.

Officials: Skelly Wingard, Victor Dunomes, Ethan Kahoano
Technical fouls: #16/18 Arizona State-None. South Carolina-None.
Attendance: 2020

Score by periods table for Arizona State vs South Carolina game.

Points, In, Off, 2nd, Fast, Bench table for Arizona State vs South Carolina game.

Last FG - ASU 4th-01:20, SC 4th-00:56.
Largest lead - ASU by 7 2nd-08:59, SC by 7 4th-07:08.
ASU led for 15:11. SC led for 13:08. Game was tied for 11:17.

Score tied - 10 times.
Lead changed - 11 times.



Official Basketball Box Score - Game Totals - Final Statistics
South Carolina vs CSU Bakersfield
11/28/15 1:30 p.m. at Honolulu, HI (Stan Sheriff Center)



South Carolina 90 • 6-0

Table with columns: #, Player, Total (FG-FGA, 3-Ptr), Rebounds (Off, Def, Tot), PF, TP, A, TO, Blk, Stl, Min. Includes player stats for WILSON, A'ja, COATES, Alaina, etc.

Summary statistics table for South Carolina vs CSU Bakersfield game, including 1st-4th quarter percentages and game totals.

CSU Bakersfield 71 • 1-4

Table with columns: #, Player, Total (FG-FGA, 3-Ptr), Rebounds (Off, Def, Tot), PF, TP, A, TO, Blk, Stl, Min. Includes player stats for Shannon, Alyssa, Kleist, Keri, etc.

Summary statistics table for CSU Bakersfield game, including 1st-4th quarter percentages and game totals.

Officials: Jen Zylstra, Victor Dunomes, Tim Tamashiro
Technical fouls: South Carolina-None. CSU Bakersfield-None.
Attendance: 2152

Score by periods table for South Carolina vs CSU Bakersfield game.

Points, In, Off, 2nd, Fast, Bench table for South Carolina vs CSU Bakersfield game.

Last FG - SC 4th-00:02, CSUB 4th-03:03.
Largest lead - SC by 19 4th-01:01, CSUB None.
SC led for 39:49. CSUB led for 00:00. Game was tied for 00:11.

Score tied - 0 times.
Lead changed - 0 times.



Official Basketball Box Score - Game Totals - Final Statistics
South Carolina vs Hawaii
11/29/15 5:00 pm HT at Stan Sheriff Center



South Carolina 67 • 7-0, 0-0 SEC

Table with columns: #, Player, Total (FG-FGA, 3-Ptr), Rebounds (Off, Def, Tot), PF, TP, A, TO, Blk, Stl, Min. Includes player stats for WILSON, A'ja, COATES, Alaina, etc.

Summary statistics table for South Carolina vs Hawaii game, including 1st-4th quarter percentages and game totals.

Hawaii 51 • 4-3, 0-0 BWC

Table with columns: #, Player, Total (FG-FGA, 3-Ptr), Rebounds (Off, Def, Tot), PF, TP, A, TO, Blk, Stl, Min. Includes player stats for Toeaina, Sarah, Karaitiana, Ashleigh, etc.

Summary statistics table for Hawaii game, including 1st-4th quarter percentages and game totals.

Officials: Skelly Wingard, Victor Dunomes, Mason Souza
Technical fouls: South Carolina-None. Hawaii-None.
Attendance: 2073

Score by periods table for South Carolina vs Hawaii game.

Points, In, Off, 2nd, Fast, Bench table for South Carolina vs Hawaii game.

Last FG - SC 4th-02:27, UH 4th-00:37.
Largest lead - SC by 18 4th-00:52, UH by 3 1st-05:45.
SC led for 33:18. UH led for 03:11. Game was tied for 03:08.

Score tied - 2 times.
Lead changed - 6 times.



Official Basketball Box Score - Game Totals - Final Statistics
#14/13 Duke vs #2/2 South Carolina
12/06/15 2 p.m. at Columbia, S.C./Colonial Life Arena



#14/13 Duke 55 • 7-2

Table with columns: #, Player, Total (FG-FGA, 3-Ptr), Rebounds (Off, Def, Tot), PF, TP, A, TO, Blk, Stl, Min. Includes player stats for Azura Stevens, Oderah Chidom, etc.

Summary statistics table for Duke vs South Carolina game, including 1st-4th quarter percentages and game totals.

#2/2 South Carolina 66 • 8-0

Table with columns: #, Player, Total (FG-FGA, 3-Ptr), Rebounds (Off, Def, Tot), PF, TP, A, TO, Blk, Stl, Min. Includes player stats for WILSON, A'ja, COATES, Alaina, etc.

Summary statistics table for South Carolina game, including 1st-4th quarter percentages and game totals.

Officials: Lisa Mattingly, Sue Blauch, Felicia Grinter
Technical fouls: #14/13 Duke-Angela Salvadores; TEAM. #2/2 South Carolina-None.
Attendance: 16429

Score by periods table for Duke vs South Carolina game.

Points, In, Off, 2nd, Fast, Bench table for Duke vs South Carolina game.

Last FG - DU 4th-00:10, SC 4th-00:03.
Largest lead - DU by 5 3rd-04:02, SC by 12 4th-00:17.
DU led for 05:19. SC led for 24:54. Game was tied for 09:33.

Score tied - 12 times.
Lead changed - 4 times.





Official Basketball Box Score - Game Totals - Final Statistics  
Winthrop vs #2/2 South Carolina  
12/13/15 2 p.m. at Columbia, S.C./Colonial Life Arena



Winthrop 37 • 2-7

Table with columns: # Player, Total (FG-FGA, 3-Ptr, FT-FTA), Rebounds (Off, Def, Tot), PF, TP, A TO Blk Stl, Min. Includes player stats for WHITAKER, MBAMALU, KILPATRICK, etc.

1st - FG %: 3-20 15.0% 2nd: 3-9 33.3% 3rd: 6-18 33.3% 4th: 4-17 23.5% Game: 16-64 25.0% Deadball Rebounds 6,1

#2/2 South Carolina 86 • 9-0

Table with columns: # Player, Total (FG-FGA, 3-Ptr, FT-FTA), Rebounds (Off, Def, Tot), PF, TP, A TO Blk Stl, Min. Includes player stats for IMOVBIQH, COATES, SESSIONS, etc.

1st - FG %: 10-14 71.4% 2nd: 8-14 57.1% 3rd: 7-18 38.9% 4th: 9-16 56.3% Game: 34-62 54.8% Deadball Rebounds 3

Officials: Dee Kantner, Laura Morris, Chaney Muench  
Technical fouls: Winthrop-None. #2/2 South Carolina-None.  
Attendance: 13409

Score by periods table with columns: 1st, 2nd, 3rd, 4th, Total. Winthrop 37, #2/2 South Carolina 86.

Points In Off 2nd Fast Bench table with columns: Points, In, Off, 2nd, Fast, Bench. Winthrop 37, #2/2 South Carolina 86.

Last FG - WU 4th-00:47, SC 4th-00:56. Largest lead - WU None, SC by 52 4th-03:11. WU led for 00:00. SC led for 38:49. Game was tied for 01:11.



Official Basketball Box Score - Game Totals - Final Statistics  
Hampton vs #2/2 South Carolina  
12/16/15 7 p.m. at Columbia, S.C./Colonial Life Arena



Hampton 48 • 1-8

Table with columns: # Player, Total (FG-FGA, 3-Ptr, FT-FTA), Rebounds (Off, Def, Tot), PF, TP, A TO Blk Stl, Min. Includes player stats for LUPOE, TATE-DeFRETAS, GILBEAUX, etc.

1st - FG %: 4-12 33.3% 2nd: 4-15 26.7% 3rd: 8-20 40.0% 4th: 3-14 21.4% Game: 19-61 31.1% Deadball Rebounds 2,1

#2/2 South Carolina 86 • 10-0

Table with columns: # Player, Total (FG-FGA, 3-Ptr, FT-FTA), Rebounds (Off, Def, Tot), PF, TP, A TO Blk Stl, Min. Includes player stats for IMOVBIQH, DOZIER, COATES, etc.

1st - FG %: 4-12 33.3% 2nd: 6-17 35.3% 3rd: 8-10 80.0% 4th: 2-4 50.0% Game: 28-58 48.3% Deadball Rebounds 5,3

Officials: Mark Zentz, Mary Day, Metta Roberts  
Technical fouls: Hampton-ROSE,Kristine. #2/2 South Carolina-None.  
Attendance: 12117

Score by periods table with columns: 1st, 2nd, 3rd, 4th, Total. Hampton 48, #2/2 South Carolina 86.

Points In Off 2nd Fast Bench table with columns: Points, In, Off, 2nd, Fast, Bench. Hampton 48, #2/2 South Carolina 86.

Last FG - HU 4th-05:19, SC 4th-00:26. Largest lead - HU None, SC by 38 4th-00:26. HU led for 00:00. SC led for 38:33. Game was tied for 01:27.



Official Basketball Box Score - Game Totals - Final Statistics  
East Carolina vs #2/2 South Carolina  
12/20/15 1 p.m. at Myrtle Beach (SC) Convention Center



East Carolina 57 • 6-6

Table with columns: # Player, Total (FG-FGA, 3-Ptr, FT-FTA), Rebounds (Off, Def, Tot), PF, TP, A TO Blk Stl, Min. Includes player stats for PAYNE, TAYLOR, LARAMIE, etc.

1st - FG %: 5-16 31.3% 2nd: 3-15 20.0% 3rd: 9-21 42.9% 4th: 2-17 11.8% Game: 19-69 27.5% Deadball Rebounds 0

#2/2 South Carolina 88 • 11-0

Table with columns: # Player, Total (FG-FGA, 3-Ptr, FT-FTA), Rebounds (Off, Def, Tot), PF, TP, A TO Blk Stl, Min. Includes player stats for WILSON, DOZIER, COATES, etc.

1st - FG %: 6-18 33.3% 2nd: 9-17 52.9% 3rd: 8-14 57.1% 4th: 8-17 47.1% Game: 31-66 47.0% Deadball Rebounds 2

Officials: Amy Bonner, Angelica Sufferen, Michael McConnell  
Technical fouls: East Carolina-TEAM. #2/2 South Carolina-None.  
Attendance: CAROLINAS CHALLENGE: #2 South Carolina vs. East Carolina

Score by periods table with columns: 1st, 2nd, 3rd, 4th, Total. East Carolina 57, #2/2 South Carolina 88.

Points In Off 2nd Fast Bench table with columns: Points, In, Off, 2nd, Fast, Bench. East Carolina 57, #2/2 South Carolina 88.

Last FG - ECU 4th-02:36, SC 4th-01:04. Largest lead - ECU None, SC by 34 4th-05:09. ECU led for 00:00. SC led for 39:24. Game was tied for 00:36.



Official Basketball Box Score - Game Totals - Final Statistics  
Elon vs #2/2 South Carolina  
12/22/15 7 p.m. at Columbia, S.C./Colonial Life Arena



Elon 63 • 7-3

Table with columns: # Player, Total (FG-FGA, 3-Ptr, FT-FTA), Rebounds (Off, Def, Tot), PF, TP, A TO Blk Stl, Min. Includes player stats for Rhodes, Johnson, Baucom, etc.

1st - FG %: 6-17 35.3% 2nd: 6-12 50.0% 3rd: 6-10 60.0% 4th: 5-13 38.5% Game: 23-52 44.2% Deadball Rebounds 5,2

#2/2 South Carolina 78 • 12-0

Table with columns: # Player, Total (FG-FGA, 3-Ptr, FT-FTA), Rebounds (Off, Def, Tot), PF, TP, A TO Blk Stl, Min. Includes player stats for WILSON, DOZIER, COATES, etc.

1st - FG %: 5-15 33.3% 2nd: 10-15 66.7% 3rd: 7-18 38.9% 4th: 8-15 53.3% Game: 30-63 47.6% Deadball Rebounds 4,1

Officials: Denise Brooks, Kelly Johnson, Kylie Galloway  
Technical fouls: Elon-None. #2/2 South Carolina-None.  
Attendance: 13670

Score by periods table with columns: 1st, 2nd, 3rd, 4th, Total. Elon 63, #2/2 South Carolina 78.

Points In Off 2nd Fast Bench table with columns: Points, In, Off, 2nd, Fast, Bench. Elon 63, #2/2 South Carolina 78.

Last FG - ELON 4th-03:23, SC 4th-00:59. Largest lead - ELON by 7 2nd-08:58, SC by 17 4th-00:59. ELON led for 12:16. SC led for 25:28. Game was tied for 01:49.



Official Basketball Box Score - Game Totals - Final Statistics
Arkansas vs #2/2 South Carolina
01/03/16 3 p.m. at Columbia, S.C./Colonial Life Arena



Arkansas 32 • 5-9 (0-1 SEC)

Table with columns: #, Player, Total (FG-FGA, 3-Ptr, FT-FTA), Rebounds (Off, Def, Tot), PF, TP, A, TO, Blk, Stl, Min. Includes player stats for Jackson, Coolley, Monk, Cosper, Wolff, Swenson, Freeman, Brooks, Zimmerman, Danberry, West, and Team.

1st-FG %: 4-15 26.7% 2nd: 4-12 33.3% 3rd: 2-14 14.3% 4th: 3-13 23.1% Game: 13-54 24.1% Deadball Rebounds: 2,1

#2/2 South Carolina 85 • 13-0 (1-0 SEC)

Table with columns: #, Player, Total (FG-FGA, 3-Ptr, FT-FTA), Rebounds (Off, Def, Tot), PF, TP, A, TO, Blk, Stl, Min. Includes player stats for Wilson, Coates, Sessions, Roy, Mitchell, Cuevas, Duckett, Imovbioh, White, Farmer, and Team.

1st-FG %: 4-18 22.2% 2nd: 14-19 73.7% 3rd: 11-18 61.1% 4th: 4-8 50.0% Game: 33-63 52.4% Deadball Rebounds: 2,2

Officials: Sue Blanch, Eric Brewton, Troy Winders
Technical fouls: Arkansas-None. #2/2 South Carolina-None.
Attendance: 13407

Score by periods table with columns: 1st, 2nd, 3rd, 4th, Total. Shows Arkansas 9, 7, 7, 7, 32 and #2/2 South Carolina 9, 35, 29, 12, 85.

Last FG - AR 4th-04:33, SC 4th-03:53.
Largest lead - AR by 2 1st-08:53, SC by 53 4th-00:38.
AR led for 02:05. SC led for 31:19. Game was tied for 06:36.
Score tied - 5 times.
Lead changed - 3 times.



Official Basketball Box Score - Game Totals - Final Statistics
#2/2 South Carolina vs Vanderbilt
01/07/16 8 p.m. at Nashville, Tenn. (Memorial Gym)



#2/2 South Carolina 71 • 14-0, 2-0

Table with columns: #, Player, Total (FG-FGA, 3-Ptr, FT-FTA), Rebounds (Off, Def, Tot), PF, TP, A, TO, Blk, Stl, Min. Includes player stats for Wilson, Dozier, Coates, Sessions, Mitchell, Cuevas, Cliney, Roy, Imovbioh, White, and Team.

1st-FG %: 6-13 46.2% 2nd: 5-12 41.7% 3rd: 7-14 50.0% 4th: 7-11 63.6% Game: 25-50 50.0% Deadball Rebounds: 9,1

Vanderbilt 61 • 11-4, 0-2

Table with columns: #, Player, Total (FG-FGA, 3-Ptr, FT-FTA), Rebounds (Off, Def, Tot), PF, TP, A, TO, Blk, Stl, Min. Includes player stats for Rayte'a Long, Rebekah Dahlman, Rachel Bell, Minta Spears, Christa Reed, Jasmine Jenkins, Morgan'es Webb, Margan Batey, Kendall Shaw, and Team.

1st-FG %: 2-7 28.6% 2nd: 8-13 61.5% 3rd: 6-16 37.5% 4th: 6-17 35.3% Game: 22-53 41.5% Deadball Rebounds: 1

Officials: Beverly Roberts, Jesse Dickerson, Douglas Knight
Technical fouls: #2/2 South Carolina-None. Vanderbilt-None.
Attendance: 2547

Score by periods table with columns: 1st, 2nd, 3rd, 4th, Total. Shows #2/2 South Carolina 15, 16, 18, 22, 71 and Vanderbilt 10, 21, 15, 15, 61.

Last FG - SC 4th-00:55, VANDY 4th-02:22.
Largest lead - SC by 10 4th-00:24, VANDY by 6 3rd-07:31.
SC led for 25:49. VANDY led for 09:56. Game was tied for 04:08.
Score tied - 8 times.
Lead changed - 18 times.



Official Basketball Box Score - Game Totals - Final Statistics
#20/- Missouri vs #2/2 South Carolina
01/10/16 12 p.m. at Columbia, S.C./Colonial Life Arena



#20/- Missouri 58 • 14-2 (1-2 SEC)

Table with columns: #, Player, Total (FG-FGA, 3-Ptr, FT-FTA), Rebounds (Off, Def, Tot), PF, TP, A, TO, Blk, Stl, Min. Includes player stats for Porter, Frericks, Cunningham, Cunnningham, Michaelis, Doty, Stock, Morgan, Porter, Stock, Hudyn, Shephard, McDowell, Robinson, and Team.

1st-FG %: 2-18 11.1% 2nd: 4-13 30.8% 3rd: 6-15 40.0% 4th: 6-12 50.0% Game: 18-58 31.0% Deadball Rebounds: 2,1

#2/2 South Carolina 83 • 15-0 (3-0 SEC)

Table with columns: #, Player, Total (FG-FGA, 3-Ptr, FT-FTA), Rebounds (Off, Def, Tot), PF, TP, A, TO, Blk, Stl, Min. Includes player stats for Wilson, Coates, Sessions, Mitchell, Dozier, Cuevas, Cliney, Roy, Imovbioh, White, and Team.

1st-FG %: 4-13 30.8% 2nd: 6-17 35.3% 3rd: 7-15 46.7% 4th: 7-12 58.3% Game: 24-57 42.1% Deadball Rebounds: 7,1

Officials: Scott Yarbrough, Kevin Pethel, Pualani Spurlock
Technical fouls: #20/- Missouri-None. #2/2 South Carolina-None.
Attendance: 15934

Score by periods table with columns: 1st, 2nd, 3rd, 4th, Total. Shows #20/- Missouri 5, 12, 17, 24, 58 and #2/2 South Carolina 17, 18, 21, 27, 83.

Last FG - MU 4th-00:30, SC 4th-00:10.
Largest lead - MU None, SC by 25 4th-00:03.
MU led for 00:00. SC led for 39:00. Game was tied for 00:30.
Score tied - 0 times.
Lead changed - 0 times.



Official Basketball Box Score - Game Totals - Final Statistics
#2/2 South Carolina vs #9/9 Kentucky
01/14/16 7:01 PM at MEMORIAL COLISEUM, LEXINGTON, KY



#2/2 South Carolina 73 • 16-0, 4-0

Table with columns: #, Player, Total (FG-FGA, 3-Ptr, FT-FTA), Rebounds (Off, Def, Tot), PF, TP, A, TO, Blk, Stl, Min. Includes player stats for Wilson, Dozier, Coates, Sessions, Mitchell, Cuevas, Cliney, Roy, Imovbioh, White, and Team.

1st-FG %: 3-16 18.8% 2nd: 7-17 41.2% 3rd: 9-13 69.2% 4th: 7-14 50.0% Game: 26-63 41.3% Deadball Rebounds: 4

#9/9 Kentucky 62 • 13-2, 2-2

Table with columns: #, Player, Total (FG-FGA, 3-Ptr, FT-FTA), Rebounds (Off, Def, Tot), PF, TP, A, TO, Blk, Stl, Min. Includes player stats for Jennings, Akhator, Thompson, Morris, Epps, Camara, Murray, Rice, and Team.

1st-FG %: 6-18 33.3% 2nd: 7-15 46.7% 3rd: 7-17 41.2% 4th: 4-14 28.6% Game: 24-64 37.5% Deadball Rebounds: 3

Officials: TINA NAPIER, BOB TRAMMELL, ROY GULBEYAN
Technical fouls: #2/2 South Carolina-None. #9/9 Kentucky-None.
Attendance: 5527

Score by periods table with columns: 1st, 2nd, 3rd, 4th, Total. Shows #2/2 South Carolina 8, 20, 23, 22, 73 and #9/9 Kentucky 16, 16, 18, 12, 62.

Last FG - SC 4th-04:38, UK 4th-00:24.
Largest lead - SC by 15 4th-01:51, UK by 11 2nd-03:43.
SC led for 09:35. UK led for 28:45. Game was tied for 01:10.
Score tied - 2 times.
Lead changed - 5 times.



Official Basketball Box Score - Game Totals - Final Statistics
#15/11 Texas A&M vs #2/2 South Carolina
01/17/16 1:30 p.m. at Columbia, S.C./Colonial Life Arena



#15/11 Texas A&M 58 • 13-5 (3-2 SEC)

Table with columns: Player, FG-FGA, 3-Ptr, FT-FTA, Rebounds, PF, TP, A TO Blk Stl, Min. Lists stats for 23 players and team totals.

1st-FG %: 8-16 50.0% 2nd: 5-18 27.8% 3rd: 4-16 25.0% 4th: 8-18 44.4% Game: 25-68 36.8% Deadball Rebounds 1,1
3FG %: 1-1 100.0% 0-1 0.0% 1-2 50.0% 1-3 33.3% 3-7 42.9%
FT %: 0-1 0.0% 0-0 0.0% 2-3 66.7%

#2/2 South Carolina 59 • 17-0 (5-0 SEC)

Table with columns: Player, FG-FGA, 3-Ptr, FT-FTA, Rebounds, PF, TP, A TO Blk Stl, Min. Lists stats for 23 players and team totals.

1st-FG %: 7-15 46.7% 2nd: 5-14 35.7% 3rd: 5-14 35.7% 4th: 6-11 54.5% Game: 23-54 42.6% Deadball Rebounds 4,3
3FG %: 1-1 100.0% 0-5 0.0% 1-2 50.0% 1-2 50.0% 2-12 16.7%
FT %: 1-1 100.0% 0-0 0.0% 0-0 0.0% 10-18 55.6% 11-19 57.9%

Officials: Lisa Mattingly, Bryan Enterline, Brian Garland
Technical fouls: #15/11 Texas A&M-None. #2/2 South Carolina-None.
Attendance: 15406
Score by periods: 1st 2nd 3rd 4th Total
#15/11 Texas A&M 17 10 11 20 58
#2/2 South Carolina 16 10 10 23 59
Points In Off 2nd Fast Bench
TAMU 22 19 9 10 5
SC 42 24 8 10 9
Score tied - 4 times.
Lead changed - 19 times.



Official Basketball Box Score - Game Totals - Final Statistics
#2/2 South Carolina vs Auburn
01/21/16 6:00 pm at Auburn Arena -- Auburn, Ala.



#2/2 South Carolina 74 • 18-0, 6-0 SEC

Table with columns: Player, FG-FGA, 3-Ptr, FT-FTA, Rebounds, PF, TP, A TO Blk Stl, Min. Lists stats for 23 players and team totals.

1st-FG %: 5-13 38.5% 2nd: 7-14 50.0% 3rd: 7-12 58.3% 4th: 8-13 61.5% Game: 27-52 51.9% Deadball Rebounds 4
3FG %: 0-4 0.0% 2-3 66.7% 3-6 50.0% 2-6 33.3% 7-19 36.8%
FT %: 3-5 60.0% 4-7 57.1% 3-3 100.0% 3-5 60.0%

Auburn 58 • 12-7, 2-4 SEC

Table with columns: Player, FG-FGA, 3-Ptr, FT-FTA, Rebounds, PF, TP, A TO Blk Stl, Min. Lists stats for 23 players and team totals.

1st-FG %: 5-14 35.7% 2nd: 2-16 12.5% 3rd: 5-13 38.5% 4th: 7-12 58.3% Game: 19-55 34.5% Deadball Rebounds 3
3FG %: 3-8 37.5% 1-9 11.1% 2-4 50.0% 3-6 50.0% 9-27 33.3%
FT %: 2-2 100.0% 0-0 0.0% 4-6 66.7% 5-6 83.3% 11-14 78.6%

Officials: Beverly Roberts, Laura Morris, Eric Brewton
Technical fouls: #2/2 South Carolina-None. Auburn-None.
Attendance: 2419
Score by periods: 1st 2nd 3rd 4th Total
#2/2 South Carolina 13 20 20 21 74
Auburn 15 5 16 22 58
Points In Off 2nd Fast Bench
SC 36 16 9 8 27
AU 16 15 14 4 14
Score tied - 2 times.
Lead changed - 2 times.



Official Basketball Box Score - Game Totals - Final Statistics
#2/2 South Carolina vs #10 Mississippi State
01/24/16 4:01 p.m. at Starkville, Miss. (Humphrey Coliseum)



#2/2 South Carolina 57 • 19-0 (7-0 SEC)

Table with columns: Player, FG-FGA, 3-Ptr, FT-FTA, Rebounds, PF, TP, A TO Blk Stl, Min. Lists stats for 23 players and team totals.

1st-FG %: 2-11 18.2% 2nd: 5-9 55.6% 3rd: 5-14 35.7% 4th: 7-10 70.0% Game: 19-44 43.2% Deadball Rebounds 5
3FG %: 1-3 33.3% 2-4 50.0% 0-5 0.0% 1-1 100.0% 4-13 30.8%
FT %: 2-2 100.0% 3-8 37.5% 2-2 100.0% 8-11 72.7% 15-23 65.2%

#10/10 Mississippi State 51 • 17-4 (4-3 SEC)

Table with columns: Player, FG-FGA, 3-Ptr, FT-FTA, Rebounds, PF, TP, A TO Blk Stl, Min. Lists stats for 23 players and team totals.

1st-FG %: 4-17 23.5% 2nd: 5-14 35.7% 3rd: 1-12 8.3% 4th: 5-16 31.3% Game: 16-59 27.1% Deadball Rebounds 1
3FG %: 0-4 0.0% 0-3 0.0% 1-3 33.3% 3-9 33.3% 3-9 33.3%
FT %: 0-0 0.0% 2-2 100.0% 5-6 83.3% 9-9 100.0% 16-17 94.1%

Officials: Dee Kantner, Michael McConnell, Kevin Pethel
Technical fouls: #2/2 South Carolina-None. #10/10 Mississippi State-None.
Attendance: 10626
Score by periods: 1st 2nd 3rd 4th Total
#2/2 South Carolina 7 15 12 23 57
#10/10 Mississippi State 8 12 10 21 51
Points In Off 2nd Fast Bench
SC 28 4 6 14 12
MS 10 13 4 6 5
Score tied - 4 times.
Lead changed - 5 times.



Official Basketball Box Score - Game Totals - Final Statistics
Ole Miss vs #2 South Carolina
01/28/16 7 p.m. at Colonial Life Arena/Columbia, S.C.



Ole Miss 62 • 10-10 (2-5 SEC)

Table with columns: Player, FG-FGA, 3-Ptr, FT-FTA, Rebounds, PF, TP, A TO Blk Stl, Min. Lists stats for 23 players and team totals.

1st-FG %: 5-10 50.0% 2nd: 5-15 33.3% 3rd: 7-14 50.0% 4th: 9-15 60.0% Game: 26-54 48.1% Deadball Rebounds 3,1
3FG %: 1-5 20.0% 1-6 16.7% 1-5 20.0% 0-3 0.0% 3-19 15.8%
FT %: 0-2 0.0% 4-6 66.7% 0-0 0.0% 3-5 60.0%

#2/2 South Carolina 81 • 20-0 (8-0 SEC)

Table with columns: Player, FG-FGA, 3-Ptr, FT-FTA, Rebounds, PF, TP, A TO Blk Stl, Min. Lists stats for 23 players and team totals.

1st-FG %: 9-21 42.9% 2nd: 6-13 46.2% 3rd: 9-16 56.3% 4th: 7-18 38.9% Game: 31-68 45.6% Deadball Rebounds 1
3FG %: 3-7 42.9% 1-3 33.3% 2-5 40.0% 1-8 12.5% 7-23 30.4%
FT %: 3-4 75.0% 3-9 33.3% 3-3 100.0% 3-8 37.5%

Officials: Bob Trammell, Denise Brooks, Douglas Knight
Technical fouls: Ole Miss-None. #2/2 South Carolina-None.
Attendance: 14313
Score by periods: 1st 2nd 3rd 4th Total
Ole Miss 11 15 15 21 62
#2/2 South Carolina 24 16 23 18 81
Points In Off 2nd Fast Bench
OM 34 8 7 8 24
SC 46 18 17 15 29
Score tied - 0 times.
Lead changed - 0 times.





Official Basketball Box Score - Game Totals - Final Statistics
#2/2 South Carolina vs #10/10 Texas A&M
01/31/16 5 p.m. at College Station, Texas (Reed Arena)



#2/2 South Carolina 70 • 21-0, 9-0 SEC

Table with columns: Player, FG-FGA, 3-Ptr, FT-FTA, Rebounds, PF, TP, A TO Blk Stl, Min. Lists stats for 11 players and team totals.

Summary statistics table with columns: 1st FG %, 2nd FG %, 3rd FG %, 4th FG %, 3FG %, FT %, Game: FG %, 3FG %, FT %, Deadball Rebounds.

#10/10 Texas A&M 63 • 15-6, 5-3 SEC

Table with columns: Player, FG-FGA, 3-Ptr, FT-FTA, Rebounds, PF, TP, A TO Blk Stl, Min. Lists stats for 13 players and team totals.

Summary statistics table with columns: 1st FG %, 2nd FG %, 3rd FG %, 4th FG %, 3FG %, FT %, Game: FG %, 3FG %, FT %, Deadball Rebounds.

Officials: Dee Kantner, Beverly Roberts, Brian Hall
Technical fouls: #2/2 South Carolina-None. #10/10 Texas A&M-None.
Attendance: 8511

Score by periods table with columns: 1st, 2nd, 3rd, 4th, Total. Shows scores for #2/2 South Carolina and #10/10 Texas A&M.

Last FG - SC 4th-01:22, TAM 4th-00:37.
Largest lead - SC by 7 1st-02:29, TAM by 10 2nd-05:04.
SC led for 21:47. TAM led for 13:28. Game was tied for 03:47.

Score tied - 7 times.
Lead changed - 9 times.



Official Basketball Box Score - Game Totals - Final Statistics
#18/18 Kentucky vs #2/2 South Carolina
02/04/16 7 p.m. at Columbia, S.C./Colonial Life Arena



#18/18 Kentucky 68 • 15-6 (4-6 SEC)

Table with columns: Player, FG-FGA, 3-Ptr, FT-FTA, Rebounds, PF, TP, A TO Blk Stl, Min. Lists stats for 13 players and team totals.

Summary statistics table with columns: 1st FG %, 2nd FG %, 3rd FG %, 4th FG %, 3FG %, FT %, Game: FG %, 3FG %, FT %, Deadball Rebounds.

#2/2 South Carolina 78 • 22-0 (10-0 SEC)

Table with columns: Player, FG-FGA, 3-Ptr, FT-FTA, Rebounds, PF, TP, A TO Blk Stl, Min. Lists stats for 13 players and team totals.

Summary statistics table with columns: 1st FG %, 2nd FG %, 3rd FG %, 4th FG %, 3FG %, FT %, Game: FG %, 3FG %, FT %, Deadball Rebounds.

Officials: Michael Price, Amy Bonner, Greg Small
Technical fouls: #18/18 Kentucky-None. #2/2 South Carolina-WILSON, A'ja.
Attendance: 15015

Score by periods table with columns: 1st, 2nd, 3rd, 4th, Total. Shows scores for #18/18 Kentucky and #2/2 South Carolina.

Points, In Paint, Off T/O, 2nd Chance, Fast Break, Bench. Shows stats for #18/18 Kentucky and #2/2 South Carolina.

Last FG - UK 4th-00:26, SC 4th-01:01.
Largest lead - UK by 1 2nd-05:53, SC by 12 4th-00:32.
UK led for 00:35. SC led for 37:33. Game was tied for 01:43.

Score tied - 0 times.
Lead changed - 2 times.



Official Basketball Box Score - Game Totals - Final Statistics
#1/1 UConn vs #2/2 South Carolina
02/08/16 7 p.m. at Columbia, S.C./Colonial Life Arena



#1/1 UConn 66 • 23-0 (12-0 AAC)

Table with columns: Player, FG-FGA, 3-Ptr, FT-FTA, Rebounds, PF, TP, A TO Blk Stl, Min. Lists stats for 11 players and team totals.

Summary statistics table with columns: 1st FG %, 2nd FG %, 3rd FG %, 4th FG %, 3FG %, FT %, Game: FG %, 3FG %, FT %, Deadball Rebounds.

#2/2 South Carolina 54 • 22-1 (10-0 SEC)

Table with columns: Player, FG-FGA, 3-Ptr, FT-FTA, Rebounds, PF, TP, A TO Blk Stl, Min. Lists stats for 11 players and team totals.

Summary statistics table with columns: 1st FG %, 2nd FG %, 3rd FG %, 4th FG %, 3FG %, FT %, Game: FG %, 3FG %, FT %, Deadball Rebounds.

Score by periods table with columns: 1st, 2nd, 3rd, 4th, Total. Shows scores for #1/1 UConn and #2/2 South Carolina.

Last FG - UCONN 4th-01:18, SC 4th-00:47.
Largest lead - UCONN by 21 3rd-01:20, SC None.
UCONN led for 37:45. SC led for 00:00. Game was tied for 02:15.

Score tied - 1 time.
Lead changed - 0 times.



Official Basketball Box Score - Game Totals - Final Statistics
#16/19 Florida vs #2/2 South Carolina
02/11/16 7 p.m. at Columbia, S.C./Colonial Life Arena



#16/19 Florida 71 • 19-5 (7-4 SEC)

Table with columns: Player, FG-FGA, 3-Ptr, FT-FTA, Rebounds, PF, TP, A TO Blk Stl, Min. Lists stats for 13 players and team totals.

Summary statistics table with columns: 1st FG %, 2nd FG %, 3rd FG %, 4th FG %, 3FG %, FT %, Game: FG %, 3FG %, FT %, Deadball Rebounds.

#2/2 South Carolina 86 • 23-1 (11-0 SEC)

Table with columns: Player, FG-FGA, 3-Ptr, FT-FTA, Rebounds, PF, TP, A TO Blk Stl, Min. Lists stats for 13 players and team totals.

Summary statistics table with columns: 1st FG %, 2nd FG %, 3rd FG %, 4th FG %, 3FG %, FT %, Game: FG %, 3FG %, FT %, Deadball Rebounds.

Score by periods table with columns: 1st, 2nd, 3rd, 4th, Total. Shows scores for #16/19 Florida and #2/2 South Carolina.

Last FG - UF 4th-00:41, SC 4th-01:07.
Largest lead - UF by 2 1st-09:39, SC by 20 4th-01:07.
UF led for 01:50. SC led for 37:38. Game was tied for 00:21.

Score tied - 1 time.
Lead changed - 1 time.



Official Basketball Box Score - Game Totals - Final Statistics
#3/2 South Carolina vs #24/- Tennessee
02/15/16 7:01 p.m. at Knoxville, Tenn. (Thompson-Boling Arena)



#3/2 South Carolina 62 • 24-1, 12-0

Box score table for South Carolina vs Tennessee. Columns include Player, FG-FGA, 3-Ptr, FT-FTA, Rebounds, PF, TP, A TO Blk Stl, Min. Totals: 18-49, 4-13, 22-30, 8 22 30, 21 62, 10 12 5 8 200.

1st - FG %: 4-17 23.5% 2nd: 4-8 50.0% 3rd: 7-14 50.0% 4th: 3-10 30.0% Game: 18-49 36.7% Deadball Rebounds 4
3FG %: 0-4 0.0% 1-1 100.0% 1-3 33.3% 2-5 40.0% 4-13 30.8%
FT %: 0-1 0.0% 7-8 87.5% 5-7 71.4% 10-14 71.4% 22-30 73.3%

#24/- Tennessee 56 • 15-10, 6-6

Box score table for Tennessee vs South Carolina. Columns include Player, FG-FGA, 3-Ptr, FT-FTA, Rebounds, PF, TP, A TO Blk Stl, Min. Totals: 18-53, 3-14, 17-22, 16 27 43, 22 56, 6 19 4 4 200.

1st - FG %: 5-14 35.7% 2nd: 4-14 28.6% 3rd: 3-8 37.5% 4th: 6-17 35.3% Game: 18-53 34.0% Deadball Rebounds 2
3FG %: 1-1 100.0% 1-5 20.0% 0-2 0.0% 1-6 16.7% 3-14 21.4%
FT %: 1-2 50.0% 0-0 0.0% 12-16 75.0% 4-4 100.0% 17-22 77.3%

Officials: Tina Napier, Felicia Grinter, Denise Brooks
Technical fouls: #3/2 South Carolina-TEAM. #24/- Tennessee-TEAM.
Attendance: 12014

Score by periods table for South Carolina vs Tennessee. Columns: 1st, 2nd, 3rd, 4th, Total. Totals: 8, 16, 20, 18, 62.

Points In Off 2nd Fast Bench table for South Carolina vs Tennessee. Columns: Paint, T/O, Chance, Break, 10, 27.

Last FG - SC 4th-02:22, UT 4th-00:01.
Largest lead - SC by 13 4th-01:39, UT by 6 1st-01:29.
SC led for 18:19. UT led for 18:44. Game was tied for 02:56.

Score tied - 6 times.
Lead changed - 6 times.



Official Basketball Box Score - Game Totals - Final Statistics
Georgia vs #3/2 South Carolina
02/18/16 7 p.m. at Columbia, S.C./Colonial Life Arena



Georgia 51 • 25-1 (13-0 SEC)

Box score table for Georgia vs South Carolina. Columns include Player, FG-FGA, 3-Ptr, FT-FTA, Rebounds, PF, TP, A TO Blk Stl, Min. Totals: 21-59, 6-21, 3-6, 8 26 34, 23 51, 14 21 5 7 200.

1st - FG %: 4-15 26.7% 2nd: 2-14 14.3% 3rd: 5-10 50.0% 4th: 10-20 50.0% Game: 21-59 35.6% Deadball Rebounds 2,1
3FG %: 1-7 14.3% 0-4 0.0% 2-3 66.7% 3-7 42.9% 6-21 28.6%
FT %: 0-0 0.0% 0-2 0.0% 2-2 100.0% 1-2 50.0% 3-6 50.0%

#3/2 South Carolina 61 • 19-7 (7-6 SEC)

Box score table for South Carolina vs Georgia. Columns include Player, FG-FGA, 3-Ptr, FT-FTA, Rebounds, PF, TP, A TO Blk Stl, Min. Totals: 20-53, 5-17, 16-27, 9 30 39, 16 61, 10 17 4 13 200.

1st - FG %: 2-11 18.2% 2nd: 7-15 46.7% 3rd: 7-16 43.8% 4th: 4-11 36.4% Game: 20-53 37.7% Deadball Rebounds 8,1
3FG %: 0-1 0.0% 3-6 50.0% 1-5 20.0% 1-5 20.0% 5-17 29.4%
FT %: 6-9 66.7% 0-0 0.0% 1-2 50.0% 9-16 56.3% 16-27 59.3%

Officials: Bob Trammell, Mark Zentz, Laura Morris
Technical fouls: Georgia-None. #3/2 South Carolina-None.
Attendance: 16186

Score by periods table for South Carolina vs Georgia. Columns: 1st, 2nd, 3rd, 4th, Total. Totals: 9, 4, 14, 24, 51.

Points In Off 2nd Fast Bench table for South Carolina vs Georgia. Columns: Paint, T/O, Chance, Break, 10, 27.

Last FG - UGA 4th-00:20, SC 4th-01:22.
Largest lead - UGA by 1 2nd-09:21, SC by 16 3rd-01:12.
UGA led for 00:24. SC led for 38:26. Game was tied for 01:10.

Score tied - 1 time.
Lead changed - 2 times.



Official Basketball Box Score - Game Totals - Final Statistics
#3/2 South Carolina vs Alabama
02/22/16 6 p.m. at Tuscaloosa, Ala. (Foster Auditorium)



#3/2 South Carolina 66 • 26-1, 14-0 SEC

Box score table for South Carolina vs Alabama. Columns include Player, FG-FGA, 3-Ptr, FT-FTA, Rebounds, PF, TP, A TO Blk Stl, Min. Totals: 23-60, 6-17, 14-20, 21 37 58, 14 66, 16 16 4 5 200.

1st - FG %: 5-15 33.3% 2nd: 6-12 50.0% 3rd: 6-17 35.3% 4th: 6-16 37.5% Game: 23-60 38.3% Deadball Rebounds 1
3FG %: 1-3 33.3% 3-6 50.0% 1-4 25.0% 1-4 25.0% 6-17 35.3%
FT %: 3-4 75.0% 0-2 0.0% 8-10 80.0% 14-20 70.0%

Alabama 46 • 14-13, 3-11 SEC

Box score table for Alabama vs South Carolina. Columns include Player, FG-FGA, 3-Ptr, FT-FTA, Rebounds, PF, TP, A TO Blk Stl, Min. Totals: 18-63, 3-28, 7-11, 10 21 31, 18 46, 5 8 4 10 200.

1st - FG %: 2-16 12.5% 2nd: 7-18 38.9% 3rd: 2-13 15.4% 4th: 7-16 43.8% Game: 18-63 28.6% Deadball Rebounds 2
3FG %: 0-8 0.0% 2-10 20.0% 0-6 0.0% 1-4 25.0% 3-28 10.7%
FT %: 2-4 50.0% 0-0 0.0% 5-7 71.4% 0-0 0.0% 7-11 63.6%

Officials: Lisa Mattingly, Brian Hall, Michael McConnell
Technical fouls: #3/2 South Carolina-None. Alabama-None.
Attendance: 2679

Score by periods table for Alabama vs South Carolina. Columns: 1st, 2nd, 3rd, 4th, Total. Totals: 14, 18, 13, 21, 66.

Points In Off 2nd Fast Bench table for Alabama vs South Carolina. Columns: Paint, T/O, Chance, Break, 10, 24.

Last FG - SC 4th-01:00, UA 4th-00:16.
Largest lead - SC by 24 4th-01:00, UA None.
SC led for 39:17. UA led for 00:00. Game was tied for 00:43.

Score tied - 0 times.
Lead changed - 0 times.



Official Basketball Box Score - Game Totals - Final Statistics
#3/2 South Carolina vs Ole Miss
2/25/16 8:00 PM at Oxford, Miss./The Pavilion at Ole Miss



#3/2 South Carolina 66 • 27-1, 15-0 SEC

Box score table for South Carolina vs Ole Miss. Columns include Player, FG-FGA, 3-Ptr, FT-FTA, Rebounds, PF, TP, A TO Blk Stl, Min. Totals: 23-41, 2-11, 18-26, 9 31 40, 17 66, 17 29 7 16 200.

1st - FG %: 6-9 66.7% 2nd: 8-14 57.1% 3rd: 5-10 50.0% 4th: 4-8 50.0% Game: 23-41 56.1% Deadball Rebounds 5
3FG %: 1-2 50.0% 0-1 0.0% 0-4 0.0% 1-4 25.0% 2-11 18.2%
FT %: 5-8 62.5% 0-2 0.0% 6-7 85.7% 7-9 77.8% 18-26 69.2%

Ole Miss 45 • 10-18, 2-13 SEC

Box score table for Ole Miss vs South Carolina. Columns include Player, FG-FGA, 3-Ptr, FT-FTA, Rebounds, PF, TP, A TO Blk Stl, Min. Totals: 14-63, 7-17, 10-17, 21 11 32, 22 45, 9 23 2 11 200.

1st - FG %: 5-12 41.7% 2nd: 2-18 11.1% 3rd: 5-18 27.8% 4th: 2-15 13.3% Game: 14-63 22.2% Deadball Rebounds 4,1
3FG %: 2-5 40.0% 0-2 0.0% 5-9 55.6% 0-1 0.0% 7-17 41.2%
FT %: 2-2 100.0% 1-2 50.0% 3-4 75.0% 4-9 44.4% 10-17 58.8%

Officials: Sue Bauch, Amy Bonner, Roy Gulbeyan
Technical fouls: #3/2 South Carolina-None. Ole Miss-None.
Attendance: 1473

Score by periods table for Ole Miss vs South Carolina. Columns: 1st, 2nd, 3rd, 4th, Total. Totals: 18, 16, 16, 16, 66.

Points In Off 2nd Fast Bench table for Ole Miss vs South Carolina. Columns: Paint, T/O, Chance, Break, 10, 24.

Last FG - SC 4th-02:46, OM 4th-00:08.
Largest lead - SC by 24 4th-02:16, OM by 2 1st-07:52.
SC led for 35:39. OM led for 01:16. Game was tied for 03:04.

Score tied - 3 times.
Lead changed - 6 times.



Official Basketball Box Score - Game Totals - Final Statistics
LSU vs #3/2 South Carolina
02/28/16 2 p.m. at Columbia, S.C./Colonial Life Arena



LSU 39 • 9-20 (3-13 SEC)

Table with columns: # Player, Total FG-FGA, 3-Ptr FG-FGA, FT-FTA, Rebounds Off Def Tot, PF, TP, A TO Blk Stl, Min. Includes player stats for Bethel, Pedersen, Hyder, Norton, Hill, Rhodes, Jones, Fareo, Humbles, and Team totals.

1st FG %: 3-13 23.1% 2nd: 2-6 33.3% 3rd: 2-15 13.3% 4th: 6-11 54.5% Game: 13-45 28.9% Deadball Rebounds 1,1
3FG %: 0-0 0.0% 0-0 0.0% 0-1 0.0% 2-2 100.0% 0-2 0.0% 2-3 66.7% 11-14 78.6%

#3/2 South Carolina 75 • 28-1 (16-0 SEC)

Table with columns: # Player, Total FG-FGA, 3-Ptr FG-FGA, FT-FTA, Rebounds Off Def Tot, PF, TP, A TO Blk Stl, Min. Includes player stats for Imovbioh, Dozier, Sessions, Roy, Mitchell, Cuevas, Cliney, Wilson, White, Coates, Farmer, and Team totals.

1st FG %: 4-13 30.8% 2nd: 7-9 77.8% 3rd: 5-11 45.5% 4th: 6-10 60.0% Game: 22-43 51.2% Deadball Rebounds 3
3FG %: 2-6 33.3% 4-6 66.7% 1-4 25.0% 3-5 60.0% 10-21 47.6% 21-26 80.8%

Officials: Denise Brooks, Eric Koch, Gina Cross
Technical fouls: LSU-None. #3/2 South Carolina-None.
Attendance: 16240

Score by periods table with columns: 1st, 2nd, 3rd, 4th, Total. LSU scores: 8, 11, 6, 14, 39. #3/2 South Carolina scores: 14, 24, 18, 19, 75.

Last FG - LSU 4th-03:07, SC 4th-00:49.
Largest lead - LSU by 2 1st-08:50, SC by 36 4th-00:49.
LSU led for 01:53. SC led for 35:55. Game was tied for 02:12.



Official Basketball Box Score - Game Totals - Final Statistics
Auburn vs #3/2 South Carolina
03/04/16 12:03 pm at VETERANS MEMORIAL ARENA-JACKSONVILLE, FL



Auburn 48 • 19-12

Table with columns: # Player, Total FG-FGA, 3-Ptr FG-FGA, FT-FTA, Rebounds Off Def Tot, PF, TP, A TO Blk Stl, Min. Includes player stats for Frerking, Jones, Tanner, Montgomery, McKay, Sanders, Jones, Capers, Dieng, and Team totals.

1st FG %: 5-12 41.7% 2nd: 2-14 14.3% 3rd: 5-13 38.5% 4th: 8-17 47.1% Game: 20-56 35.7% Deadball Rebounds 2
3FG %: 1-3 33.3% 1-6 16.7% 0-1 0.0% 1-3 33.3% 3-13 23.1% 5-7 71.4%

#3/2 South Carolina 57 • 29-1

Table with columns: # Player, Total FG-FGA, 3-Ptr FG-FGA, FT-FTA, Rebounds Off Def Tot, PF, TP, A TO Blk Stl, Min. Includes player stats for Wilson, Dozier, Coates, Sessions, Mitchell, Cuevas, Cliney, Roy, White, Imovbioh, and Team totals.

1st FG %: 4-11 36.4% 2nd: 5-14 35.7% 3rd: 4-15 26.7% 4th: 3-11 27.3% Game: 16-51 31.4% Deadball Rebounds 8,1
3FG %: 2-4 50.0% 1-2 50.0% 0-5 0.0% 0-1 0.0% 3-12 25.0% 22-29 75.9%

Officials: SUE BLAUCH, CAMERON INOUEY, ROY GULBEYAN
Technical fouls: Auburn-None. #3/2 South Carolina-None.
Attendance:

Score by periods table with columns: 1st, 2nd, 3rd, 4th, Total. Auburn scores: 11, 5, 10, 22, 48. #3/2 South Carolina scores: 13, 19, 11, 14, 57.

Last FG - AU 4th-00:15, SC 4th-03:09.
Largest lead - AU by 6 1st-05:51, SC by 20 3rd-07:36.
AU led for 07:34. SC led for 32:01. Game was tied for 00:25.



Official Basketball Box Score - Game Totals - Final Statistics
#13/13 Kentucky vs #3/2 South Carolina
03/05/16 5 p.m. at Veteran Memorial Arena/Jacksonville, FL



#13/13 Kentucky 63 • 23-7

Table with columns: # Player, Total FG-FGA, 3-Ptr FG-FGA, FT-FTA, Rebounds Off Def Tot, PF, TP, A TO Blk Stl, Min. Includes player stats for Camara, Akhator, Epps, Thompson, Morris, Jakubcova, Murray, Jennings, Rice, and Team totals.

1st FG %: 7-16 43.8% 2nd: 6-17 35.3% 3rd: 4-9 44.4% 4th: 8-14 57.1% Game: 25-56 44.6% Deadball Rebounds 4
3FG %: 1-3 33.3% 2-3 66.7% 0-0 0.0% 0-1 0.0% 3-7 42.9% 10-15 66.7%

#3/2 South Carolina 93 • 30-1

Table with columns: # Player, Total FG-FGA, 3-Ptr FG-FGA, FT-FTA, Rebounds Off Def Tot, PF, TP, A TO Blk Stl, Min. Includes player stats for Wilson, Dozier, Coates, Sessions, Mitchell, Cuevas, Cliney, Roy, Imovbioh, White, Farmer, and Team totals.

1st FG %: 10-21 47.6% 2nd: 7-19 36.8% 3rd: 1-17 5.9% 4th: 11-13 84.6% Game: 37-70 52.9% Deadball Rebounds 5
3FG %: 2-5 40.0% 3-6 50.0% 1-5 20.0% 6-6 100.0% 12-22 54.5% 17-22 77.3%

Officials: Dee Kantner, Mark Zentz, Carla Fountain
Technical fouls: #13/13 Kentucky-None. #3/2 South Carolina-None.
Attendance: 5632

Score by periods table with columns: 1st, 2nd, 3rd, 4th, Total. #13/13 Kentucky scores: 16, 15, 12, 20, 63. #3/2 South Carolina scores: 23, 19, 21, 30, 93.

Last FG - KY 4th-01:25, SC 4th-00:10.
Largest lead - KY by 1 1st-08:45, SC by 30 4th-00:10.
KY led for 00:21. SC led for 38:32. Game was tied for 00:54.



Official Basketball Box Score - Game Totals - Final Statistics
#16/16 Mississippi State vs #3/2 South Carolina
03/06/16 2:35 PM at VETERANS MEMORIAL ARENA-JACKSONVILLE, FL



#16/16 Mississippi State 52 • 26-7

Table with columns: # Player, Total FG-FGA, 3-Ptr FG-FGA, FT-FTA, Rebounds Off Def Tot, PF, TP, A TO Blk Stl, Min. Includes player stats for Chapel, Okorie, Dillingham, William, Vivians, Richardson, McCowan, Nevitt, Salter, and Team totals.

1st FG %: 6-12 50.0% 2nd: 3-13 23.1% 3rd: 6-16 37.5% 4th: 4-9 44.4% Game: 19-50 38.0% Deadball Rebounds 2,1
3FG %: 3-3 100.0% 0-0 0.0% 1-3 33.3% 1-3 33.3% 5-6 83.3% 4-4 100.0%

#3/2 South Carolina 66 • 31-1

Table with columns: # Player, Total FG-FGA, 3-Ptr FG-FGA, FT-FTA, Rebounds Off Def Tot, PF, TP, A TO Blk Stl, Min. Includes player stats for Wilson, Dozier, Coates, Sessions, Mitchell, Cuevas, Cliney, Roy, Imovbioh, White, and Team totals.

1st FG %: 8-18 44.4% 2nd: 5-17 29.4% 3rd: 5-9 55.6% 4th: 5-9 55.6% Game: 23-53 43.4% Deadball Rebounds 0
3FG %: 2-4 50.0% 0-3 0.0% 0-0 0.0% 2-4 50.0% 4-4 100.0%

Officials: LISA MATTINGLY, DENISE BROOKS, BRYAN ENTERLINE
Technical fouls: #16/16 Mississippi State-None. #3/2 South Carolina-None.
Attendance: 6549
TOTAL TOURNAMENT ATTENDANCE - 29,526

Score by periods table with columns: 1st, 2nd, 3rd, 4th, Total. #16/16 Mississippi State scores: 15, 6, 18, 13, 52. #3/2 South Carolina scores: 20, 13, 17, 16, 66.

Last FG - MST 4th-02:44, SC 4th-01:54.
Largest lead - MST by 3 1st-08:44, SC by 16 4th-04:51.
MST led for 05:38. SC led for 32:52. Game was tied for 01:30.

# Dawn Staley

**Head Coach**  
**8th Season at South Carolina**  
**Virginia, 1992**



When three-time Olympic gold medalist Dawn Staley took the reins of the University of South Carolina women's basketball program on May 10, 2008, the Gamecocks' stature immediately rose not just in the Southeastern Conference but on the national stage as well. Building on a foundation of hard work, defensive effort and a "team first" mentality, South Carolina began to realize those expectations in 2011-12, and the program has continued to thrive ever since. The Gamecocks boast five straight 25-win seasons, which include three SEC regular-season championships (2014, 2015, 2016), two SEC Tournament titles (2015, 2016), an NCAA Final Four appearance (2015) and two other Sweet 16 seasons (2012, 2014), the program's first ever No. 1 national ranking and a school-record 34 wins in 2014-15. Staley's success has united every demographic in the state of South Carolina as the Gamecocks' fan base has tripled over the last three seasons, leading the nation in home attendance in 2014-15 at 12,293 fans per game and pacing the country in attendance increase in 2013-14 and 2014-15. The Gamecocks are again at the top of the nation, averaging 14,925 fans.

While her coaching career is blossoming, Staley is still recognized for her body of work as a one of the most decorated participants in United States women's basketball history. The Naismith Memorial Basketball Hall of Fame solidified her legacy with her enshrinement into the Hall as part of the Class of 2013. The Phoenix Club of Philadelphia established the Dawn Staley Award recognizing the nation's top guard in women's Division I basketball in 2013 as well. Staley was inducted into the Women's Basketball Hall of Fame as part of the Class of 2012 and was one of the final nominees for induction to the U.S. Olympic Hall of Fame the same year. In the summer of 2011, the WNBA recognized her as one of the league's "Top 15," honoring the most influential players in the league's history.

In her 16th season as a head coach, Staley has led her teams to seven 25-win seasons, a total of 12 postseason appearances (two WNIT) and 50 weeks in the Associated Press top 10, including 12 in the No. 1 spot.

At the helm of the Gamecocks, Staley has been named National Coach of the Year (2014, *Basketball Times*), a Naismith National Coach of the Year Finalist (2014, 2015), SEC Coach of the Year (2014, Coaches and AP; 2015, Coaches; 2016, Coaches) and BCA Female Coach of the Year (2012). She has coached two All-Americans, 19 All-SEC selections, six SEC All-Freshman team selections, three SEC Player of the Year choices, an SEC Sixth Player of the Year, two SEC Defensive Players of the Year and three SEC Freshman of the Year winners. South Carolina has turned in historic seasons over the last five years, especially standing out among the program's 24 seasons in the SEC, posting 25 wins in 2011-12 and 2012-13, 29 wins in 2013-14, a school-record 34 victories in 2014-15 and a perfect 16-0 SEC mark in 2015-16. The Gamecocks have won more SEC games than the season before in each of Staley's last seven seasons, and her now 83 SEC victories are more than any other Gamecock coach, accounting for 56.5 percent of the program's total 147 league wins. She has helped the Gamecocks to five of the program's six top-four finishes in the SEC, including the first regular-season championship in 2013-14 and making it three straight titles in 2016. Her 116 overall wins over that last four seasons mark the most successful four-year stretch in program history. Off the court, Staley's Gamecocks have been active in the community and thriving in the classroom. Every student-athlete who completed her eligibility under Staley at South Carolina has graduated or is on track to graduate, and the team GPA has been over 3.0 for the last six semesters. During the historic 2014-15 season, eight Gamecocks posted at least a 3.0 GPA for the year.

## Year-by-Year Coaching Record

Year	School	Record	Conf. Rec.	Conf. Finish	Postseason
2000-01	Temple	19-11	11-5	2nd East	WNIT
2001-02	Temple	20-11	12-4	2nd East	A-10 Tourn. Champ./NCAA 1st Round
2002-03	Temple	14-15	9-7	2nd East	
2003-04	Temple	21-10	14-2	1st East	A-10 Tourn. Champ./NCAA 1st Round
2004-05	Temple	28-4	16-0	1st East*	A-10 Tourn. Champ./NCAA 2nd Round
2005-06	Temple	24-8	12-4	3rd	A-10 Tourn. Champ./NCAA 1st Round
2006-07	Temple	25-8	13-1	2nd	NCAA 2nd Round
2007-08	Temple	21-13	12-2	T-1st	NCAA 1st Round
2008-09	South Carolina	10-18	2-12	11th	
2009-10	South Carolina	14-15	7-9	T-7th	
2010-11	South Carolina	18-15	8-8	T-5th	WNIT 2nd Round
2011-12	South Carolina	25-10	10-6	T-4th	NCAA Sweet 16
2012-13	South Carolina	25-8	11-5	T-4th	NCAA 2nd Round
2013-14	South Carolina	29-5	14-2	1st	NCAA Sweet 16
2014-15	South Carolina	34-3	15-1	T-1st	SEC Tourn. Champ./NCAA Final Four
2015-16	South Carolina	31-1	16-0	1st	SEC Tourn. Champ.
<b>Career</b>	<b>16th season</b>	<b>358-155</b>	<b>182-68</b>		
<b>At SC</b>	<b>8th season</b>	<b>186-75</b>	<b>83-43</b>		

## Coaching Highlights

### College

- 11 NCAA Tournament Appearances (5 at South Carolina)
- 11 20-Win Seasons (5 at South Carolina)
- 4 Regular-Season Conference Titles (SEC 2014, 2015, 2016; A-10 2008)
- 5 Conference Tournament Titles (SEC 2015; A-10 2002, 2004, 2005, 2006)
- 2-time Naismith National Coach of the Year Finalist (2014, 2015)
- Basketball Times National Coach of the Year (2014)
- 3-time WBCA Region Coach of the Year (Region 3 2014, 2015; Region 1 2005)
- Five-time Conference Coach of the Year (SEC 2014, 2015, 2016; A-10 2004, 2005)

### USA Basketball

- Senior National Team Asst. Coach (2006-08, 2014-16) – FIBA World Championship gold medal (2014), Beijing Olympics gold medal (2008), FIBA Americas Championship gold medal (2007), FIBA World Championship bronze medal (2006)
- U19 National Team Head Coach – FIBA U19 World Championship gold medal (2015)
- > 2015 USA Basketball co-National Coach of the Year
- U18 National Team Head Coach – FIBA U18 Americas Championship gold medal (2014)
- Pan Am Games Head Coach – Gold medal (2007)

## Playing Highlights

### U.S. Professional – 11 seasons

- Five-time WNBA All-Star (2001-03, 2005-06)
- Two-time ABL All-Star (1997, 1998)
- WNBA All-Decade Team

### USA Basketball

- Olympic gold medalist (1996, 2000, 2004)
- Flag bearer for U.S. in Olympic Games Opening Ceremony (2004)
- Two-time USA Basketball Female Athlete of the Year (1994, 2004)

### College – Virginia (1989-92)

- Kodak All-America (1990, 1991, 1992)
- Honda-Broderick Cup Award for Collegiate Female Athlete of the Year (1991)
- Two-time ACC Player of the Year (1991, 1992)
- NCAA Tournament MOP (1991)

## Other Notables

- Naismith Memorial Basketball Hall of Fame, Class of 2013
- Women's Basketball Hall of Fame, Class of 2012

## Education

- Virginia, 1992, bachelor of arts in rhetoric and communication studies





# DONIYAH CLINEY

6-0 • R-Fr. • G • Newark, N.J. • Shabazz  
Major: Sociology



### 2015-16

- Has played in 18 games following hand injury, drawing three starts
- Helped pace South Carolina's strong defensive effort against Georgia (Feb. 18) with a career-high three steals
- Scored five of team's first eight points in first career start against #16/19 Florida (Feb. 11) en route to first double-digit scoring game
- Efficient in relief of Tiffany Mitchell (injury) against #18/18 Kentucky (Feb. 4), notching seven points (3-of-4 shooting) that included a key bucket in transition during South Carolina's 10-2 run to end the game
- Scored her four points against Ole Miss (Jan. 28) during 13-4 fourth-quarter run to end Rebels' rally
- Made an impact on the boards against Ole Miss (Jan. 28), grabbing a career-best three rebounds in 12 minutes of action
- Showed her court vision at Auburn (Jan. 21) handing out three assists in the second half while capping the third quarter with her first career 3-pointer
- Added five points to win over No. 20/- Missouri (Jan. 10), finding her way in pace of play on both sides of the ball after not seeing game action since high school (2013-14)
- Made her South Carolina debut at Vanderbilt (Jan. 7), tallying two points in five minutes of action
- Was having great preseason before surgery on her right hand in early November ... had cast removed Dec. 17 and was fully cleared for practice in January

### Miscellaneous

	Season	Career
10+ Points	1	1
5+ Assists	0	0
Tm-High Points	0	0
Tm-High Assists	0	0

### Career Highs

Pts ..... 10 vs. Florida, 2/11/16  
 Rebs.....3, 2x, last vs. Florida, 2/11/16  
 Blks ..... 1 vs. Auburn, 3/4/16  
 Stls..... 3 vs. Georgia, 2/18/16  
 Asssts .....3 at Auburn, 1/21/16  
 Min.....26 vs. Kentucky, 2/4/16

### SEC Career Highs

Pts ..... 10 vs. Florida, 2/11/16  
 Rebs.....3, 2x, last vs. Florida, 2/11/16  
 Blks .....  
 Stls..... 3 vs. Georgia, 2/18/16  
 Asssts .....3 at Auburn, 1/21/16  
 Min.....26 vs. Kentucky, 2/4/16

### #04 CLINEY, Doniyah

Opponent	Date	gs	min	Total		3-Pointers		Free throws		Rebounds					pf	a	t/o	blk	stl	pts	avg
				fg-fga	pct	3fg-fga	pct	ft-fa	pct	off	def	tot	avg								
at Vanderbilt	01/07/16		5	1-2	.500	0-0	.000	0-0	.000	0	0	0	0	0	0	0	0	0	0	2	2.0
#20/- MISSOURI	01/10/16		14	2-5	.400	0-0	.000	1-1	1.000	1	0	1	0.5	3	0	0	0	1	5	3.5	
at #9/9 Kentucky	01/14/16		5	0-2	.000	0-0	.000	0-0	.000	0	0	0	0.3	1	0	0	0	0	0	2.3	
at Auburn	01/21/16		11	1-2	.500	1-2	.500	0-0	.000	0	2	2	0.8	2	3	1	0	0	3	2.5	
at #10/10 Mississippi State	01/24/16		9	0-0	.000	0-0	.000	1-4	.250	0	0	0	0.6	2	0	1	0	0	1	2.2	
OLE MISS	01/28/16		12	1-5	.200	0-1	.000	2-4	.500	2	1	3	1.0	3	1	1	0	0	4	2.5	
at #10/10 Texas A&M	01/31/16		0	0-0	.000	0-0	.000	0-0	.000	0	0	0	0.9	0	0	0	0	0	0	2.1	
#18/18 KENTUCKY	02/04/16		26	3-4	.750	0-0	.000	1-1	1.000	0	1	1	0.9	2	2	2	0	1	7	2.8	
#11/1 UCONN	02/08/16		20	1-3	.333	1-2	.500	1-2	.500	0	0	0	0.8	2	1	1	0	0	4	2.9	
#16/19 FLORIDA	02/11/16	*	19	3-5	.600	1-2	.500	3-4	.750	1	2	3	1.0	1	2	7	0	2	10	3.6	
at #24/- Tennessee	02/15/16	*	17	1-4	.250	0-1	.000	0-0	.000	0	1	1	1.0	1	0	0	0	0	2	3.5	
GEORGIA	02/18/16	*	23	0-3	.000	0-2	.000	1-2	.500	0	2	2	1.1	1	0	2	0	3	1	3.3	
at Alabama	02/22/16		5	1-2	.500	0-0	.000	2-2	1.000	0	0	0	1.0	0	2	1	0	0	4	3.3	
at Ole Miss	02/25/16		17	2-4	.500	0-2	.000	3-4	.750	1	1	2	1.1	3	0	2	0	1	7	3.6	
LSU	02/28/16		10	2-2	1.000	1-1	1.000	2-2	1.000	0	0	0	1.0	0	2	1	0	2	7	3.8	
vs Auburn	03/04/16		7	0-0	.000	0-0	.000	0-0	.000	0	1	1	1.0	0	0	1	1	0	0	3.6	
vs #13/13 Kentucky	03/05/16		6	1-2	.500	0-0	.000	1-1	1.000	0	0	0	0.9	0	1	1	0	0	3	3.5	
vs #16/16 Mississippi State	03/06/16		2	0-0	.000	0-0	.000	0-0	.000	0	0	0	0.9	0	0	0	0	0	0	3.3	
Totals			3	208	19-45	.422	4-13	.308	18-27	.667	5	11	16	0.9	23	14	21	1	10	60	3.3

### Career Stats at South Carolina

Year	GP	GS	Min	Avg	FG	FGA	Pct	3FG	FGA	Pct	FT	FTA	Pct	Off	Def	Tot	Avg	PF	FO	A	TO	Blk	Stl	Pts	Avg
2014-15	— Did Not Play —																								
2015-16	18	3	208	11.6	19	45	.422	4	13	.308	18	27	.667	5	11	16	0.9	23	0	14	21	1	10	60	3.3
Career	18	3	208	11.6	19	45	.422	4	13	.308	18	27	.667	5	11	16	0.9	23	0	14	21	1	10	60	3.3



# ALAINA COATES

6-4 • Jr. • C • Irmo, S.C. • Dutch Fork  
Major: Social Work



### Career Highlights

2016 All-SEC First Team (Coaches)  
Wade Watch List  
SEC Player of the Week (Feb. 2)  
2015 SEC All-Defensive Team  
All-SEC 2nd Team (Coaches - 2014, 2015; AP - 2015)  
2015 NCAA Greensboro Region MOP  
2015 SEC All-Tournament Team

2015 Naismith Trophy Top 50 Watch List  
2014 SEC Co-6th Player of the Year (Coaches)  
2014 SEC Freshman of the Year (Coaches, AP)  
2014 Freshman All-America First Team (Full Court)  
2014 SEC All-Freshman Team  
5-time SEC Freshman of the Week (2013-14)

### 2015-16

- Ranks 13th in the nation in double-doubles and 23rd in rebounding; led the SEC in both during the regular season
- Averaged a double-double in SEC play and is averaging one overall for the season
- Holds second place in school history with 167 career blocks, just 10 away from the school record
- Became the 31st player in program history to net 1,000 career points and the 10th to do it with 800 rebounds – just the second to hit both marks prior to her senior season
- Led team in rebounds 22 times – at Clemson, at UCLA, Winthrop, Hampton, vs. ECU, Elon, Ark., at Vandy, Mizzou, Texas A&M, at Auburn, at Miss. St., Ole Miss, at Texas A&M, Ky., UConn, Florida, at Tenn., at Ala., at Ole Miss, vs. Auburn, vs. Kentucky
- Averaged a double-double in SEC Tournament – 10.3 ppg, 10.0 rpg – adding two double-doubles to her season total
- Scored seven of the second half's first 11 points against #13/13 Kentucky (Mar. 5) in SEC Tournament semifinal to help stretch lead to 18 and finished with a double-double for the 17th time this season
- Tallied eight points during 12-3 second-quarter run against Auburn (Mar. 4) in SEC Tournament quarterfinal as Gamecocks opened 16-point halftime lead
- Broke school record for career defensive rebounds with 12 of her 14 at Ole Miss (Feb. 25) coming on that end
- Dominated the glass at Alabama (Feb. 22) with 11 of her career-high 18 rebounds coming in 16 first-half minutes
- Scored eight of her 14 points in the second half against #16/19 Florida (Feb. 11), including six in the fourth quarter to go along with two key assists that helped the Gamecocks preserve their lead down the stretch
- Dominated both ends of the floor against #18/18 Kentucky (Feb. 4), especially down the stretch with 12 of her SEC career-high 27 points coming in the fourth quarter on 4-of-4 field goals and 4-of-5 free throws
- Quietly stuffed the stat sheet at #10/10 Texas A&M (Jan. 31), adding career-high six assists to her double-double and helping key a 10-0 fourth-quarter run that turned a deficit into a six-point lead with solid defense at the rim, three defensive rebounds and a drive to the basket
- Grabbed nine of her 14 rebounds against Ole Miss (Jan. 28) in the first half and scored five of last seven points of the half
- Shook off tough scoring night with great rebounding at #10/10 Mississippi State (Jan. 24), including six in a tight third quarter and her 11th of the night sparking a transition layup for a six-point lead with 3:01 to play
- Recorded 1,000th career point in first minute against #20/- Missouri (Jan. 10), finishing with third-straight double-double
- Completed her school-record 12th career double-double in SEC play with key putback in late 11-3 run that sealed win at Vanderbilt (Jan. 7)
- Played an historic career game against Winthrop (Dec. 13), recording program's first triple-double since Dec. 20, 2006, and first ever with blocked shots, swatting away a school-record 10 to go with her career high 29 points and 16 rebounds
- Connected on 7-of-9 field goals against #14/13 Duke (Dec. 6) and tallied six crucial points down the stretch to help South

### Miscellaneous

	Season	Career
Triple-Double	1	1
Double-Double	17	39
20+ Points	3	11
10+ Points	22	69
10+ Rebounds	21	46
5+ Blocks	1	4
Tm-High Points	5	17
Tm-High Rebs.	22	56

### Career Highs

Pts	29 vs. Winthrop, 12/13/15
Rebs	18 at Alabama, 2/22/16
Blks	10 vs. Winthrop, 12/13/15
Stls	4 at Tennessee, 2/15/16
Assts	6 at Texas A&M, 1/31/16
Min	38 at Texas A&M, 1/31/16

### 2015-16 Highs

Pts	29 vs. Winthrop, 12/13
Rebs	18 at Alabama, 2/22
Blks	10 vs. Winthrop, 12/13
Stls	4 at Tennessee, 2/15
Assts	6 at Texas A&M, 1/31
Min	38 at Texas A&M, 1/31

### SEC Career Highs

Pts	27 vs. Kentucky, 2/4/16
Rebs	18 at Alabama, 2/22/16
Blks	5, 3x, last vs. Alabama, 1/29/15
Stls	4 at Tennessee, 2/15/16
Assts	6 at Texas A&M, 1/31/16
Min	38 at Texas A&M, 1/31/16

### NCAA Career Highs

Pts	22 vs. UNC, 3/30/14
Rebs	16 vs. CS Northridge, 3/23/14
Blks	4, 2x, last vs. UNC, 3/30/14
Stls	1, 2x, last vs. UNC, 3/27/15
Assts	3 vs. Savannah St., 3/20/15
Min	29 vs. UNC, 3/30/14

### Career NCAA Tournament Game-by-Game

Date	Opponent	GS	MIN	FG-A	3FG-A	FT-A	Reb	PF	A	TO	B	S	TP
3/23/14	CS Northridge	24	4-8	0-0	5-13	16	3	0	0	4	0	13	
3/25/14	Oregon St.	19	1-6	0-0	7-8	11	4	1	3	1	1	9	
3/30/14	#12/13 N. Carolina	29	9-15	0-0	4-4	11	4	0	2	4	0	22	
3/20/15	Savannah St.	21	5-5	0-0	2-3	4	2	3	0	2	0	12	
3/22/15	Syracuse	14	5-8	0-0	4-5	7	3	0	3	1	0	14	
3/27/15	#15/12 N. Carolina	27	4-10	0-0	10-10	10	2	0	2	1	0	18	
3/29/15	#7/7 Florida St.	27	6-6	0-0	2-5	3	2	1	0	2	1	14	
4/5/15	#2/2 Notre Dame	28	6-9	0-0	0-5	9	2	0	2	2	0	12	
<b>Totals</b>		<b>0</b>	<b>189</b>	<b>40-67</b>	<b>0-0</b>	<b>34-53</b>	<b>71</b>	<b>22</b>	<b>5</b>	<b>12</b>	<b>17</b>	<b>2</b>	<b>114</b>
			<b>23.6</b>	<b>.597</b>	<b>—</b>	<b>.642</b>	<b>8.9</b>	<b>0.6</b>					<b>14.3</b>

Carolina pull away

- Scored the game-tying putback with 56 seconds left against #16/18 ASU (Nov. 27)
- Double-double at UCLA (Nov. 22) kept Gamecocks within reach and made key steal during 8-2 run over final 90 seconds to secure the win
- Dominated the glass late against #6/10 Ohio State (Nov. 13), especially in 10-2 run over final 2:35 that decided the game, and finished the contest with her 24th career double-double (17 points, 13 rebounds)

### Career Stats at South Carolina

Year	GP	GS	Min	Avg	FG	FGA	Pct	3FG	FGA	Pct	FT	FTA	Pct	Off	Def	Tot	Avg	PF	FO	A	TO	Blk	Stl	Pts	Avg
2013-14	34	1	668	19.6	148	242	.612	0	0	—	121	185	.654	82	203	285	8.4	83	1	11	57	73	17	417	12.3
2014-15	36	5	760	21.1	141	251	.562	0	0	—	117	168	.696	99	186	285	7.9	62	0	28	50	53	19	399	11.1
2015-16	32	30	853	26.7	147	233	.631	0	0	—	77	138	.558	91	233	324	10.1	81	0	31	49	41	38	371	11.6
<b>Career</b>	<b>102</b>	<b>36</b>	<b>2281</b>	<b>22.4</b>	<b>436</b>	<b>726</b>	<b>.601</b>	<b>0</b>	<b>0</b>	<b>—</b>	<b>315</b>	<b>491</b>	<b>.642</b>	<b>272</b>	<b>622</b>	<b>894</b>	<b>8.8</b>	<b>226</b>	<b>1</b>	<b>70</b>	<b>156</b>	<b>167</b>	<b>74</b>	<b>1187</b>	<b>11.6</b>



**2015-16 South Carolina Basketball**  
**#3/2 South Carolina Individual Game-by-Game (as of Mar 06, 2016)**  
**All games**



**#41 COATES, Alaina**

Opponent	Date	gs	min	Total		3-Pointers		Free throws		Rebounds				pf	a	t/o	blk	stl	pts	avg	
				fg-fga	pct	3fg-fga	pct	ft-fa	pct	off	def	tot	avg								
#6/10 OHIO STATE	11/13/15		28	6-9	.667	0-0	.000	5-10	.500	4	9	13	13.0	1	0	3	3	1	17	17.0	
UNCG	11/15/15	*	13	6-7	.857	0-0	.000	0-3	.000	2	5	7	10.0	2	0	0	0	3	12	14.5	
at Clemson	11/18/15	*	22	4-7	.571	0-0	.000	2-4	.500	5	1	6	8.7	3	1	2	2	1	10	13.0	
at UCLA	11/22/15	*	32	6-7	.857	0-0	.000	0-0	.000	4	8	12	9.5	3	0	1	0	2	12	12.8	
vs #16/18 Arizona State	11/27/15	*	23	3-6	.500	0-0	.000	0-1	.000	3	4	7	9.0	2	1	2	1	1	6	11.4	
vs CSU Bakersfield	11/28/15	*	22	3-10	.300	0-0	.000	0-2	.000	1	3	4	8.2	1	0	1	0	0	6	10.5	
at Hawaii	11/29/15	*	20	1-3	.333	0-0	.000	1-2	.500	0	1	1	7.1	4	0	2	3	0	3	9.4	
#14/13 DUKE	12/06/15	*	25	7-9	.778	0-0	.000	2-4	.500	2	5	7	7.1	3	0	1	1	1	16	10.3	
WINTHROP	12/13/15	*	30	13-15	.867	0-0	.000	3-5	.600	6	10	16	8.1	4	0	1	10	1	29	12.3	
HAMPTON	12/16/15	*	26	8-11	.727	0-0	.000	6-9	.667	2	10	12	8.5	1	2	3	1	0	22	13.3	
vs East Carolina	12/20/15	*	21	4-8	.500	0-0	.000	2-4	.500	4	11	15	9.1	2	0	0	2	0	10	13.0	
ELON	12/22/15	*	24	5-6	.833	0-0	.000	6-6	1.000	5	3	8	9.0	2	0	4	2	1	16	13.3	
ARKANSAS	01/03/16	*	26	4-5	.800	0-0	.000	3-3	1.000	0	10	10	9.1	3	2	0	1	1	11	13.1	
at Vanderbilt	01/07/16	*	29	5-6	.833	0-0	.000	1-4	.250	3	7	10	9.1	2	1	1	0	0	11	12.9	
#20/- MISSOURI	01/10/16	*	19	3-3	1.000	0-0	.000	7-12	.583	3	9	12	9.3	2	0	2	0	1	13	12.9	
at #9/9 Kentucky	01/14/16	*	28	3-4	.750	0-0	.000	3-4	.750	2	9	11	9.4	3	1	0	0	0	9	12.7	
#15/11 TEXAS A&M	01/17/16	*	34	2-5	.400	0-0	.000	1-2	.500	1	10	11	9.5	3	3	1	0	2	5	12.2	
at Auburn	01/21/16	*	26	8-10	.800	0-0	.000	1-2	.500	5	5	10	9.6	2	2	4	1	0	17	12.5	
at #10/10 Mississippi State	01/24/16	*	37	2-3	.667	0-0	.000	2-2	1.000	1	10	11	9.6	2	1	1	2	3	6	12.2	
OLE MISS	01/28/16	*	23	6-9	.667	0-0	.000	1-6	.167	5	9	14	9.9	0	2	1	1	1	13	12.2	
at #10/10 Texas A&M	01/31/16	*	38	5-8	.625	0-0	.000	2-3	.667	2	8	10	9.9	2	6	1	0	1	12	12.2	
#18/18 KENTUCKY	02/04/16	*	32	10-14	.714	0-0	.000	7-12	.583	5	8	13	10.0	3	2	3	4	1	27	12.9	
#11/1 UCONN	02/08/16	*	26	1-6	.167	0-0	.000	0-2	.000	0	9	9	10.0	4	0	3	0	2	2	12.4	
#16/19 FLORIDA	02/11/16	*	35	7-8	.875	0-0	.000	0-2	.000	0	11	11	10.0	3	3	2	0	3	14	12.5	
at #24/- Tennessee	02/15/16	*	26	0-1	.000	0-0	.000	0-2	.000	0	10	10	10.0	4	1	1	0	4	0	12.0	
GEORGIA	02/18/16	*	32	3-6	.500	0-0	.000	1-2	.500	0	8	8	9.9	4	1	5	1	0	7	11.8	
at Alabama	02/22/16	*	31	3-7	.429	0-0	.000	7-8	.875	5	13	18	10.2	4	0	0	0	0	13	11.8	
at Ole Miss	02/25/16	*	30	5-7	.714	0-0	.000	1-4	.250	2	12	14	10.4	2	0	3	2	3	11	11.8	
LSU	02/28/16		17	2-6	.333	0-0	.000	6-7	.857	3	1	4	10.1	3	0	0	0	0	10	11.7	
vs Auburn	03/04/16	*	25	4-12	.333	0-0	.000	6-9	.667	8	4	12	10.2	2	0	0	2	3	14	11.8	
vs #13/13 Kentucky	03/05/16	*	23	6-10	.600	0-0	.000	1-2	.500	5	5	10	10.2	3	2	0	1	0	13	11.8	
vs #16/16 Mississippi State	03/06/16	*	30	2-5	.400	0-0	.000	0-0	.000	3	5	8	10.1	2	0	1	1	2	4	11.6	
Totals			30	853	147-233	.631	0-0	.000	77-138	.558	91	233	324	10.1	81	31	49	41	38	371	11.6

Games played: 32  
 Minutes/game: 26.7  
 Points/game: 11.6  
 FG Pct: 63.1  
 FT Pct: 55.8

Rebounds/game: 10.1  
 Assists/game: 1.0  
 Turnovers/game: 1.5  
 Assist/turnover ratio: 0.6  
 Steals/game: 1.2  
 Blocks/game: 1.3



# BIANCA CUEVAS

5-6 • So. • G • Bronx, N.Y. • Nazareth Regional  
Major: Criminal Justice



### Career Highlights

- 2015 Rainbow Wahine Showdown All-Tournament
- McDonald's All-America (2013-14)
- New York Class AA co-Player of the Year (2013-14)

### 2015-16

- Has appeared in 31 of South Carolina's 32 games, earning one start
- Led team in scoring once – vs. Arizona State
- Handed out team-high assists three times – vs. CSUB, at Alabama, vs. Auburn
- Led team with eight steals in SEC Tournament action, finishing third in scoring with 10.7 points per game on 52.4 percent shooting, including 5-of-10 from 3-point range
- Added eight of her 15 points in the SEC Tournament semifinal against #13/13 Kentucky (Mar. 5) in the fourth quarter as Gamecocks, including a pair of 3s to cap 6-of-9 shooting
- Put together a complete game in the SEC Tournament quarterfinals against Auburn (Mar. 4), scoring in double figures for the first time since conference play began, including a first-quarter 3 to take the first lead of the game, which she followed with the first of her four steals
- Made her first career start at Ole Miss (Feb. 25) and set defensive tone with four steals, one of which led to a layup and capped a 16-3 second-quarter scoring run that established a 15-point halftime lead
- Posted a productive all-around performance at Alabama (Feb. 22), tallying a career-best six boards and a team-high three assists and converted a 3-pointer early in the second quarter to give South Carolina its first double-digit lead of the game
- Hit a 3-pointer and dished out two of her three assists during 16-0 run that opened second quarter against #16/19 Florida (Feb. 11)
- Solid extended minutes against #18/18 Kentucky (Feb. 4), committing just one turnover in 21 minutes
- Scored seven of her nine points against #15/11 Texas A&M (Jan. 17) during 12-7 fourth-quarter run that gave Gamecocks five-point lead with 3:55 to play
- Played lock-down defense against #20/- Missouri (Jan. 10), recording a career-best five steals
- Snatched a game-high three steals in the SEC opener against Arkansas (Jan. 3)
- Matched a career high with four rebounds against #14/13 Duke (Dec. 6)
- Named to the Rainbow Wahine Showdown All-Tournament team, finishing second on the team in scoring at the event with 17.0 points per game on 54.1 percent shooting, averaging 3.3 rebounds and swiping seven steals over the three-game event
- Scored in double figures for the third-straight game with 13 at Hawaii (Nov. 29), including nine in the second half to help Gamecocks pull away from a seven-point halftime lead
- Fell one point shy of her career high with 20 against CSU Bakersfield with four of her nine fourth-quarter points coming on back-to-back plays to launch a 14-2 run that put the game out of Roadrunners' reach
- Went on a personal 11-7 second-half run against #16/18 Arizona State (Nov. 27) as part of her team-high tying 18 points
- Gave UNCG (Nov. 15) trouble with her speed en route to 11 points, including 6-of-8 from the free throw line

### Miscellaneous

	Season	Career
20+ Points	1	2
10+ Points	8	16
5+ Assists	1	6
Tm-High Points	1	3
Tm-High Assists	3	11

### Career Highs

Pts	.....21 at Ole Miss, 2/1/15
Rebs	.....6 at Alabama, 2/22/16
Blks	.....2, 2x, last vs. UConn, 2/8/16
Stls	.....5 vs. Missouri, 1/10/16
Assts	.....6 vs. CSU Bakersfield, 11/28/15
Min	.....30 vs. Southern Cal, 11/15/14

### 2015-16 Highs

Pts	.....20 vs. CSU Bakersfield, 11/28
Rebs	.....6 at Alabama, 2/22/16
Blks	.....2 vs. UConn, 2/8
Stls	.....5 vs. Missouri, 1/10
Assts	.....6 vs. CSU Bakersfield, 11/28
Min	.....29 vs. Hawaii, 11/29

### SEC Career Highs

Pts	.....21 vs. Ole Miss, 2/1/15
Rebs	.....6 at Alabama, 2/22/16
Blks	.....1, 2x, last at Kentucky, 3/1/15
Stls	.....5 vs. Missouri, 1/10/16
Assts	.....5, 2x, last vs. Vanderbilt, 2/15/15
Min	.....25 at Alabama, 2/22/16

### NCAA Career Highs

Pts	.....12 vs. Syracuse, 3/22/15
Rebs	.....1, 3x, last vs. Notre Dame, 4/5/15
Blks	.....1 vs. Syracuse, 3/22/15
Stls	.....2 vs. Savannah St., 3/20/15
Assts	.....5 vs. Savannah St., 3/20/15
Min	.....23 vs. Savannah St., 3/20/15

### Career NCAA Tournament Game-by-Game

Date	Opponent	GS	MIN	FG-A	3FG-A	FT-A	Reb	PF	A	TO	B	S	TP
3/20/15	Savannah St.		23	3-6	0-2	2-4	0	1	5	3	0	2	8
3/22/15	Syracuse		20	3-7	1-3	5-5	1	2	0	5	1	1	12
3/27/15	#15/12 N. Carolina		5	1-2	0-1	0-0	1	0	0	1	0	0	2
3/29/15	#7/7 Florida St.		9	4-6	0-1	1-2	0	0	0	0	0	0	9
4/5/15	#2/2 Notre Dame		19	1-8	0-1	2-2	1	0	3	3	0	1	4
<b>Totals</b>		<b>0</b>	<b>76</b>	<b>12-29</b>	<b>1-8</b>	<b>10-13</b>	<b>3</b>	<b>3</b>	<b>8</b>	<b>12</b>	<b>1</b>	<b>4</b>	<b>35</b>
			<b>15.2</b>	<b>.414</b>	<b>.125</b>	<b>.769</b>	<b>0.6</b>	<b>1.6</b>					<b>7.0</b>

### Career Stats at South Carolina

Year	GP	GS	Min	Avg	FG	FGA	Pct	3FG	FGA	Pct	FT	FTA	Pct	Off	Def	Tot	Avg	PF	FO	A	TO	Blk	Stl	Pts	Avg
2014-15	37	0	536	14.5	74	200	.370	16	72	.222	45	58	.776	13	35	48	1.3	44	1	64	60	5	42	209	5.6
2015-16	31	1	546	17.6	69	188	.367	16	64	.250	50	66	.758	8	43	51	1.7	37	0	56	59	2	42	204	6.6
<b>Career</b>	<b>68</b>	<b>1</b>	<b>1082</b>	<b>15.9</b>	<b>143</b>	<b>388</b>	<b>.369</b>	<b>32</b>	<b>136</b>	<b>.235</b>	<b>95</b>	<b>124</b>	<b>.766</b>	<b>21</b>	<b>78</b>	<b>99</b>	<b>1.5</b>	<b>81</b>	<b>1</b>	<b>120</b>	<b>119</b>	<b>7</b>	<b>84</b>	<b>413</b>	<b>6.1</b>





**2015-16 South Carolina Basketball**  
**#3/2 South Carolina Individual Game-by-Game (as of Mar 06, 2016)**  
**All games**



**#01 CUEVAS, Bianca**

Opponent	Date	gs	min	Total		3-Pointers		Free throws		Rebounds				pf	a	t/o	blk	stl	pts	avg
				fg-fga	pct	3fg-fga	pct	ft-fa	pct	off	def	tot	avg							
#6/10 OHIO STATE	11/13/15		8	1-5	.200	0-1	.000	3-4	.750	0	0	0	0.0	2	1	1	0	0	5	5.0
UNCG	11/15/15		19	2-4	.500	1-3	.333	6-8	.750	0	2	2	1.0	1	1	3	0	2	11	8.0
at Clemson	11/18/15		17	2-7	.286	0-3	.000	0-0	.000	0	1	1	1.0	1	2	0	0	2	4	6.7
at UCLA	11/22/15		13	2-4	.500	0-0	.000	3-3	1.000	0	2	2	1.3	1	2	2	0	0	7	6.8
vs #16/18 Arizona State	11/27/15		18	7-13	.538	0-2	.000	4-7	.571	0	2	2	1.4	2	0	2	0	2	18	9.0
vs CSU Bakersfield	11/28/15		26	8-12	.667	2-5	.400	2-2	1.000	1	3	4	1.8	1	6	2	0	3	20	10.8
at Hawaii	11/29/15		29	5-12	.417	1-3	.333	2-4	.500	1	3	4	2.1	1	0	2	0	2	13	11.1
#14/13 DUKE	12/06/15		13	1-4	.250	0-1	.000	0-2	.000	0	4	4	2.4	0	2	1	0	0	2	10.0
WINTHROP	12/13/15		22	4-11	.364	1-2	.500	4-4	1.000	0	2	2	2.3	2	1	2	0	1	13	10.3
HAMPTON	12/16/15		17	2-6	.333	1-3	.333	1-1	1.000	0	1	1	2.2	0	1	2	0	0	6	9.9
vs East Carolina	12/20/15		17	1-7	.143	0-3	.000	2-2	1.000	0	1	1	2.1	1	1	0	0	3	4	9.4
ELON	12/22/15		15	1-4	.250	0-3	.000	0-0	.000	0	1	1	2.0	1	2	3	0	0	2	8.8
ARKANSAS	01/03/16		24	4-8	.500	1-5	.200	1-2	.500	1	1	2	2.0	1	3	3	0	3	10	8.8
at Vanderbilt	01/07/16		12	2-6	.333	0-3	.000	0-0	.000	0	1	1	1.9	2	2	2	0	1	4	8.5
#20/- MISSOURI	01/10/16		17	2-6	.333	0-1	.000	2-2	1.000	0	0	0	1.8	1	1	3	0	5	6	8.3
at #9/9 Kentucky	01/14/16		15	0-7	.000	0-1	.000	2-2	1.000	0	0	0	1.7	0	1	0	0	0	2	7.9
#15/11 TEXAS A&M	01/17/16		20	3-6	.500	1-1	1.000	2-2	1.000	1	2	3	1.8	2	2	2	0	1	9	8.0
at Auburn	01/21/16		18	0-3	.000	0-2	.000	1-2	.500	0	2	2	1.8	1	2	2	0	0	1	7.6
at #10/10 Mississippi State	01/24/16		6	0-2	.000	0-0	.000	0-2	.000	0	0	0	1.7	0	1	1	0	0	0	7.2
OLE MISS	01/28/16		18	3-7	.429	0-2	.000	0-0	.000	0	0	0	1.6	1	1	2	0	0	6	7.2
at #10/10 Texas A&M	01/31/16		3	0-0	.000	0-0	.000	0-0	.000	0	0	0	1.5	1	0	0	0	0	0	6.8
#18/18 KENTUCKY	02/04/16		21	1-5	.200	0-1	.000	3-4	.750	0	2	2	1.5	2	2	1	0	1	5	6.7
#1/1 UCONN	02/08/16		20	1-7	.143	0-1	.000	0-0	.000	1	1	2	1.6	0	1	1	2	0	2	6.5
#16/19 FLORIDA	02/11/16		17	1-5	.200	1-1	1.000	0-0	.000	0	0	0	1.5	1	3	2	0	0	3	6.4
at #24/- Tennessee	02/15/16		16	0-4	.000	0-1	.000	2-2	1.000	0	0	0	1.4	0	2	4	0	2	2	6.2
at Alabama	02/22/16		25	2-5	.400	1-3	.333	0-0	.000	2	4	6	1.6	1	3	2	0	2	5	6.2
at Ole Miss	02/25/16 *		20	2-5	.400	0-1	.000	5-6	.833	1	1	2	1.6	2	4	6	0	4	9	6.3
LSU	02/28/16		19	1-2	.500	1-2	.500	0-0	.000	0	1	1	1.6	2	3	0	0	0	3	6.1
vs Auburn	03/04/16		27	3-6	.500	1-3	.333	3-3	1.000	0	1	1	1.6	2	3	4	0	4	10	6.3
vs #13/13 Kentucky	03/05/16		20	6-9	.667	3-5	.600	0-0	.000	0	3	3	1.6	1	3	0	0	1	15	6.6
vs #16/16 Mississippi State	03/06/16		14	2-6	.333	1-2	.500	2-2	1.000	0	2	2	1.6	4	0	4	0	3	7	6.6
<b>Totals</b>		<b>1</b>	<b>546</b>	<b>69-188</b>	<b>.367</b>	<b>16-64</b>	<b>.250</b>	<b>50-66</b>	<b>.758</b>	<b>8</b>	<b>43</b>	<b>51</b>	<b>1.6</b>	<b>37</b>	<b>56</b>	<b>59</b>	<b>2</b>	<b>42</b>	<b>204</b>	<b>6.6</b>

Games played: 31  
 Minutes/game: 17.6  
 Points/game: 6.6  
 FG Pct: 36.7  
 3FG Pct: 25.0  
 FT Pct: 75.8

Rebounds/game: 1.6  
 Assists/game: 1.8  
 Turnovers/game: 1.9  
 Assist/turnover ratio: 0.9  
 Steals/game: 1.4  
 Blocks/game: 0.1



# ASIA DOZIER

6-0 • Sr. • G/F • Columbia, S.C. • Spring Valley  
Major: Accounting



### Career Highlights

Three-time SEC Academic Honor Roll

### 2015-16

- Team captain
- Has played in 26 games with 17 starts, missing five games with a hand injury
- Has recorded at least five assists five times
- Handed out team-high assists six times – UNCG, Duke, Hampton, Ole Miss, at Ole Miss, vs. Kentucky
- Saw the floor well in the SEC Tournament semifinal against #13/13 Kentucky (Mar. 5), tying her career high of six assists in the first quarter, en route to nine in the game
- Helped Gamecocks survive slow start in SEC Tournament quarterfinal against Auburn (Mar. 4), hitting a 3 for the first points of the game and forcing a Tiger turnover to keep a 10-2 run going late in the first quarter
- Showed great passing and decision-making en route to five assists at Ole Miss (Feb. 25) while also notching an SEC season-high eight points, including a 3-pointer late in the first quarter that ended a 7-1 Rebel run and gave the lead back to the Gamecocks
- Returned from injury against Alabama (Feb. 22), recording her first block of the season after getting the start
- Displayed great court vision against Ole Miss (Jan. 28) to finish with a game-high five assists
- Hit two clutch free throws at #10/10 Mississippi State (Jan. 24) after playing just 5:00 in the second half to give South Carolina a 55-51 advantage with 23 seconds to play
- Reached double figures for the first time this season against East Carolina (Dec. 20), scoring five of her 10 points in the first quarter
- Returned to starting lineup against Hampton (Dec. 16), matching a career high with two steals in the opening 10 minutes
- Connected on a game-high three 3-pointers on the way to a season-best nine points against Winthrop (Dec. 13)
- Was solid, steady force on defense against #14/13 Duke (Dec. 6)
- Started the second half at Clemson (Nov. 18) and hit back-to-back 3s as part of 19-5 run that broke open the game
- Tied career high with six assists against UNCG (Nov. 15)
- Started the second half against #6/10 Ohio State (Nov. 13), providing calming influence after Gamecocks trailed at the break

### Miscellaneous

	Season	Career
10+ Points	1	14
10+ Rebounds	0	1
5+ Assists	5	13
Tm-High Points	0	2
Tm-High Assists	6	19

### Career Highs

Pts .... 16, 2x, at San Diego State, 11/23/13  
 Rebs..... 10 vs. Elon, 11/9/12  
 Blks ..... 3 at Kentucky, 3/1/15  
 Stls..... 2, 9x, last vs. Hampton, 12/16/15  
 Assts ..... 9 vs. Kentucky, 3/5/16  
 Min..... 40 at Arkansas, 1/2/14

### 2015-16 Highs

Pts ..... 10 vs. East Carolina, 12/20  
 Rebs..... 3 vs. Missouri, 1/10  
 Blks .... 1, 2x, last vs. Mississippi State, 3/6  
 Stls..... 2 vs. Hampton, 12/16  
 Assts ..... 9 vs. Kentucky, 3/5  
 Min..... 29 vs. Mississippi State, 3/6

### SEC Career Highs

Pts ..... 15 at Alabama, 1/8/15  
 Rebs..... 6 vs. Florida, 2/23/14  
 Blks ..... 3 at Kentucky, 3/1/15  
 Stls..... 2 at Alabama, 1/8/15  
 Assts ..... 6 vs. Ole Miss, 1/30/14  
 Min..... 40 at Arkansas, 1/2/14

### NCAA Career Highs

Pts ..... 12 vs. Syracuse, 3/22/15  
 Rebs..... 4 vs. CS Northridge, 3/23/14  
 Blks ..... 1 vs. Florida St., 3/29/15  
 Stls ..... 2 vs. UNC, 3/27/15  
 Assts ..... 4, 2x, last vs. Savannah St., 3/20/15  
 Min..... 37 vs. UNC, 3/30/14

### Career NCAA Tournament Game-by-Game

Date	Opponent	GS	MIN	FG-A	3FG-A	FT-A	Reb	PF	A	TO	B	S	TP
3/23/13	S. Dakota St.		20	1-4	1-2	2-2	0	1	1	3	0	1	5
3/25/13	Kansas		0	0-0	0-0	0-0	0	0	0	0	0	0	0
3/23/14	CS Northridge	*	22	1-4	0-3	1-2	4	3	3	2	0	1	3
3/25/14	Oregon St.	*	33	2-7	1-2	4-4	1	2	2	1	0	1	9
3/30/14	#12/13 N. Carolina	*	37	3-7	0-2	1-1	3	3	4	2	0	1	7
3/20/15	Savannah St.	*	16	3-5	1-2	0-0	0	1	4	1	0	0	7
3/22/15	Syracuse	*	22	4-5	4-5	0-0	1	0	3	0	0	0	12
3/27/15	#15/12 N. Carolina	*	23	1-1	1-1	0-0	0	2	3	1	0	2	3
3/29/15	#7/7 Florida St.	*	21	0-1	0-1	4-4	3	1	3	1	1	0	4
4/5/15	#2/2 Notre Dame	*	11	0-1	0-1	0-0	0	0	1	1	0	0	0
<b>Totals</b>		<b>8</b>	<b>205</b>	<b>15-35</b>	<b>8-19</b>	<b>12-13</b>	<b>12</b>	<b>13</b>	<b>24</b>	<b>12</b>	<b>1</b>	<b>6</b>	<b>50</b>
			<b>20.5</b>	<b>.429</b>	<b>.421</b>	<b>.923</b>	<b>1.2</b>	<b>2.4</b>					<b>5.0</b>

### Career Stats at South Carolina

Year	GP	GS	Min	Avg	FG	FGA	Pct	3FG	FGA	Pct	FT	FTA	Pct	Off	Def	Tot	Avg	PF	FO	A	TO	Blk	Stl	Pts	Avg
2012-13	31	0	398	12.8	28	134	.209	16	91	.176	11	24	.458	19	42	61	2.0	35	1	25	20	4	8	83	2.7
2013-14	34	32	911	26.8	72	211	.341	33	103	.320	28	44	.636	18	77	95	2.8	63	0	92	68	7	21	205	6.0
2014-15	37	30	615	16.6	55	133	.414	29	87	.333	10	13	.769	2	36	38	1.0	27	0	67	33	7	20	149	4.0
2015-16	26	17	470	18.1	27	87	.310	14	56	.250	15	20	.750	4	24	28	1.1	20	0	58	36	2	10	83	3.2
<b>Career</b>	<b>128</b>	<b>79</b>	<b>2394</b>	<b>18.7</b>	<b>182</b>	<b>565</b>	<b>.322</b>	<b>92</b>	<b>337</b>	<b>.273</b>	<b>64</b>	<b>101</b>	<b>.634</b>	<b>43</b>	<b>179</b>	<b>222</b>	<b>1.7</b>	<b>145</b>	<b>1</b>	<b>242</b>	<b>157</b>	<b>20</b>	<b>59</b>	<b>520</b>	<b>4.1</b>



**2015-16 South Carolina Basketball**  
**#3/2 South Carolina Individual Game-by-Game (as of Mar 06, 2016)**  
**All games**



**#31 DOZIER, Asia**

Opponent	Date	gs	min	Total		3-Pointers		Free throws		Rebounds				pf	a	t/o	blk	stl	pts	avg	
				fg-fga	pct	3fg-fga	pct	ft-fa	pct	off	def	tot	avg								
#6/10 OHIO STATE	11/13/15		12	1-2	.500	0-0	.000	2-2	1.000	0	0	0	0.0	0	1	2	0	0	4	4.0	
UNCG	11/15/15		26	1-4	.250	1-4	.250	0-0	.000	0	2	2	1.0	2	6	0	0	0	3	3.5	
at Clemson	11/18/15		21	3-9	.333	2-7	.286	0-0	.000	0	1	1	1.0	0	0	1	0	0	8	5.0	
at UCLA	11/22/15		3	0-1	.000	0-1	.000	0-0	.000	0	0	0	0.8	0	0	1	0	0	0	3.8	
vs #16/18 Arizona State	11/27/15		5	1-2	.500	0-0	.000	0-0	.000	0	1	1	0.8	0	0	1	0	1	2	3.4	
vs CSU Bakersfield	11/28/15		3	0-1	.000	0-1	.000	0-0	.000	0	0	0	0.7	0	0	0	0	0	0	2.8	
at Hawaii	11/29/15		25	0-2	.000	0-2	.000	3-4	.750	0	0	0	0.6	1	3	1	0	1	3	2.9	
#14/13 DUKE	12/06/15		20	0-2	.000	0-1	.000	0-0	.000	0	2	2	0.8	3	3	1	0	0	0	2.5	
WINTHROP	12/13/15		18	3-4	.750	3-4	.750	0-0	.000	0	2	2	0.9	0	3	2	0	1	9	3.2	
HAMPTON	12/16/15	*	22	2-6	.333	0-2	.000	2-2	1.000	1	1	2	1.0	0	5	1	0	2	6	3.5	
vs East Carolina	12/20/15	*	19	4-5	.800	2-2	1.000	0-0	.000	0	1	1	1.0	0	0	1	0	0	10	4.1	
ELON	12/22/15	*	22	3-5	.600	1-3	.333	0-0	.000	1	0	1	1.0	1	3	1	0	0	7	4.3	
at Vanderbilt	01/07/16	*	23	1-5	.200	1-4	.250	0-0	.000	0	1	1	1.0	2	4	2	0	0	3	4.2	
#20/- MISSOURI	01/10/16	*	18	1-3	.333	0-0	.000	0-0	.000	1	2	3	1.1	2	1	1	0	0	2	4.1	
at #9/9 Kentucky	01/14/16	*	5	0-2	.000	0-1	.000	0-0	.000	0	1	1	1.1	0	0	1	0	0	0	3.8	
#15/11 TEXAS A&M	01/17/16	*	13	0-1	.000	0-1	.000	0-0	.000	1	0	1	1.1	0	1	2	0	1	0	3.6	
at Auburn	01/21/16	*	20	0-4	.000	0-3	.000	1-2	.500	0	2	2	1.2	1	3	0	0	0	1	3.4	
at #10/10 Mississippi State	01/24/16	*	12	0-1	.000	0-1	.000	2-2	1.000	0	1	1	1.2	0	1	1	0	0	2	3.3	
OLE MISS	01/28/16	*	20	1-3	.333	1-3	.333	0-0	.000	0	0	0	1.1	1	5	1	0	1	3	3.3	
at #10/10 Texas A&M	01/31/16	*	22	0-0	.000	0-0	.000	0-0	.000	0	1	1	1.1	3	1	3	0	0	0	3.2	
at Alabama	02/22/16	*	16	1-2	.500	1-2	.500	0-0	.000	0	0	0	1.0	0	1	2	1	0	3	3.1	
at Ole Miss	02/25/16	*	27	2-5	.400	1-4	.250	3-4	.750	0	1	1	1.0	0	5	3	0	0	8	3.4	
LSU	02/28/16	*	26	0-3	.000	0-3	.000	0-2	.000	0	2	2	1.1	0	2	3	0	1	0	3.2	
vs Auburn	03/04/16	*	17	2-4	.500	1-2	.500	0-0	.000	0	1	1	1.1	2	0	2	0	0	5	3.3	
vs #13/13 Kentucky	03/05/16	*	26	0-5	.000	0-3	.000	0-0	.000	0	1	1	1.1	1	9	1	0	1	0	3.2	
vs #16/16 Mississippi State	03/06/16	*	29	1-6	.167	0-2	.000	2-2	1.000	0	1	1	1.1	1	1	2	1	1	4	3.2	
<b>Totals</b>			<b>17</b>	<b>470</b>	<b>27-87</b>	<b>.310</b>	<b>14-56</b>	<b>.250</b>	<b>15-20</b>	<b>.750</b>	<b>4</b>	<b>24</b>	<b>28</b>	<b>1.1</b>	<b>20</b>	<b>58</b>	<b>36</b>	<b>2</b>	<b>10</b>	<b>83</b>	<b>3.2</b>

Games played: 26  
 Minutes/game: 18.1  
 Points/game: 3.2  
 FG Pct: 31.0  
 3FG Pct: 25.0  
 FT Pct: 75.0

Rebounds/game: 1.1  
 Assists/game: 2.2  
 Turnovers/game: 1.4  
 Assist/turnover ratio: 1.6  
 Steals/game: 0.4  
 Blocks/game: 0.1



# INDIA FARMER

6-0 • Jr. • F • N. Myrtle Beach, S.C. • North Myrtle Beach  
Major: Criminal Justice



### Career Highlights

Two-time SEC Academic Honor Roll

### 2015-16

- Has seen time in eight contests, including SEC opener against Arkansas (Jan. 3) and semifinals of SEC Tournament against #13/13 Kentucky (Mar. 5)
- Recorded a pair of blocked shots against UNCG (Nov. 15)

### Career Highs

Pts ..... 3, 2x, last vs. Alabama, 1/19/14  
Rebs ..... 3 vs. NC Central, 12/2/13  
Blks ..... 2 vs. UNCG, 11/15/15  
Stls ..... 1 at Florida, 1/19/15  
Assts ..... 1 vs. Kentucky, 3/5/16  
Min ..... 11 vs. NC Central, 12/2/13

### 2015-16 Highs

Pts .....  
Rebs ..... 1, 4x, last vs. Arkansas, 1/3  
Blks ..... 2 vs. UNCG, 11/15  
Stls .....  
Assts ..... 1 vs. Kentucky, 3/5  
Min ..... 5, 3x, last vs. LSU, 2/28

### SEC Career Highs

Pts ..... 3, 2x, last vs. Alabama, 1/19/14  
Rebs ..... 1, 2x, last vs. Arkansas, 1/3/16  
Blks .....  
Stls ..... 1 at Florida, 1/19/15  
Assts .....  
Min ..... 5 vs. LSU, 2/28/16

### NCAA Career Highs

Pts .....  
Rebs ..... 1 vs. Savannah St., 3/20/15  
Blks .....  
Stls .....  
Assts .....  
Min ..... 1, 4x, last vs. Syracuse, 3/22/15

### Career NCAA Tournament Game-by-Game

Date	Opponent	GS	MIN	FG-A	3FG-A	FT-A	Reb	PF	A	TO	B	S	TP
3/23/14	CS Northridge	1	0-0	0-0	0-0	0	0	0	0	0	0	0	0
3/25/14	Oregon St.	1	0-0	0-0	0-0	0	0	0	0	0	0	0	0
3/30/14	#12/13 N. Carolina	0	0-0	0-0	0-0	0	0	0	0	0	0	0	0
3/20/15	Savannah St.	1	0-1	0-0	0-0	1	0	0	0	0	0	0	0
3/22/15	Syracuse	1	0-0	0-0	0-0	0	0	0	0	0	0	0	0
3/27/15	#15/12 N. Carolina	0	0-0	0-0	0-0	0	0	0	0	0	0	0	0
3/29/15	#7/7 Florida St.	0	0-0	0-0	0-0	0	0	0	0	0	0	0	0
4/5/15	#2/2 Notre Dame	0	0-0	0-0	0-0	0	0	0	0	0	0	0	0
<b>Totals</b>		<b>0</b>	<b>4</b>	<b>0-1</b>	<b>0-0</b>	<b>0-0</b>	<b>1</b>	<b>0</b>	<b>0</b>	<b>0</b>	<b>0</b>	<b>0</b>	<b>0</b>
			<b>1.0</b>	<b>.000</b>	<b>—</b>	<b>—</b>	<b>0.2</b>	<b>0.0</b>			<b>0.0</b>		

### Career Stats at South Carolina

Year	GP	GS	Min	Avg	FG	FGA	Pct	3FG	FGA	Pct	FT	FTA	Pct	Off	Def	Tot	Avg	PF	FO	A	TO	Blk	Stl	Pts	Avg
2013-14	18	0	48	2.7	2	7	.286	2	4	.500	0	0	—	2	4	6	0.3	4	0	0	1	1	0	6	0.3
2014-15	16	0	37	2.3	0	4	.000	0	2	.000	4	6	.667	5	3	8	0.5	1	0	0	1	0	1	4	0.3
2015-16	8	0	31	3.9	0	5	.000	0	3	.000	0	0	—	1	3	4	0.5	2	0	1	2	2	0	0	0.0
<b>Career</b>	<b>42</b>	<b>0</b>	<b>116</b>	<b>2.8</b>	<b>2</b>	<b>16</b>	<b>.125</b>	<b>2</b>	<b>9</b>	<b>.222</b>	<b>4</b>	<b>6</b>	<b>.667</b>	<b>8</b>	<b>10</b>	<b>18</b>	<b>0.4</b>	<b>7</b>	<b>0</b>	<b>1</b>	<b>4</b>	<b>3</b>	<b>1</b>	<b>10</b>	<b>0.2</b>

### #44 FARMER, India

Opponent	Date	gs		Total		3-Pointers		Free throws		Rebounds				pf	a	t/o	blk	stl	pts	avg
		min	fg-fga	pct	3fg-fga	pct	ft-fga	pct	off	def	tot	avg								
UNCG	11/15/15	5	0-1	.000	0-1	.000	0-0	.000	0	1	1	1.0	0	0	0	2	0	0	0	0.0
WINTHROP	12/13/15	3	0-2	.000	0-1	.000	0-0	.000	1	0	1	1.0	0	0	0	0	0	0	0	0.0
vs East Carolina	12/20/15	5	0-1	.000	0-1	.000	0-0	.000	0	1	1	1.0	2	0	0	0	0	0	0	0.0
ARKANSAS	01/03/16	3	0-0	.000	0-0	.000	0-0	.000	0	1	1	1.0	0	0	0	0	0	0	0	0.0
at Alabama	02/22/16	3	0-0	.000	0-0	.000	0-0	.000	0	0	0	0.8	0	0	0	0	0	0	0	0.0
at Ole Miss	02/25/16	3	0-1	.000	0-0	.000	0-0	.000	0	0	0	0.7	0	0	1	0	0	0	0	0.0
LSU	02/28/16	5	0-0	.000	0-0	.000	0-0	.000	0	0	0	0.6	0	0	0	0	0	0	0	0.0
vs #13/13 Kentucky	03/05/16	4	0-0	.000	0-0	.000	0-0	.000	0	0	0	0.5	0	1	1	0	0	0	0	0.0
<b>Totals</b>		<b>0</b>	<b>31</b>	<b>0-5</b>	<b>.000</b>	<b>0-3</b>	<b>.000</b>	<b>0-0</b>	<b>.000</b>	<b>1</b>	<b>3</b>	<b>4</b>	<b>0.5</b>	<b>2</b>	<b>1</b>	<b>2</b>	<b>2</b>	<b>0</b>	<b>0</b>	<b>0.0</b>





# SARAH IMOVBIOH

6-2 • Sr. • F • Abuja, Nigeria • Virginia  
Major: Criminal Justice (master's)



### Career Highlights

2011 Parade All-America (HS)

### 2015-16

- Has played in every game, starting four
- Led the team in rebounding twice – UNCG, at Clemson
- Recorded either a point or a rebound for each of her 14 minutes at Alabama (Feb. 22)
- Needed just 11 minutes to record six points and six rebounds, including five offensive, against #16/19 Florida (Feb. 11)
- Was aggressive against #1/1 UConn (Feb. 8), scoring eight of her team-high 13 points in the second half and finishing 6-of-6 from the floor
- Grabbed seven of her nine rebounds against Ole Miss (Jan. 28) on the offensive end, including five in 10 minutes of second-half action
- Controlled the glass early at #10/10 Mississippi State (Jan. 24), collecting six first-half rebounds and seven total boards in just nine minutes of action
- Was effective in her SEC debut against Arkansas (Jan. 3) with seven rebounds and nine points in just 17 minutes
- Grabbed seven of her 12 rebounds against East Carolina (Dec. 20) in the first half
- Great offensive work against Hampton (Dec. 16), finishing with career bests in points (19), field goals (6) and free throws (7) after playing a career-high 24 minutes
- Was second on team in rebounding at Rainbow Wahine Showdown (Nov. 27-29) with 5.7 per game, including 2.3 offensive per outing
- Grabbed six of eight total rebounds against #16/18 Arizona State (Nov. 27) in the first half, including all three offensive boards to help Gamecocks stay within one possession at halftime
- Started the second half at Clemson (Nov. 18), providing great energy on the glass and adding four points to the game-changing 19-5 third-quarter surge
- Posted first double-double of Gamecock career with 14 points and team-high 11 boards against UNCG (Nov. 15)
- Had great fourth quarter against #6/10 Ohio State, scoring the six of the first eight points in the period, including to putbacks, to hold off the charging Buckeyes

### Miscellaneous

	Season	Career
Double-Double	1	1
10+ Points	3	3
10+ Rebounds	3	3
Tm-High Points	1	1
Tm-High Rebs.	2	2

### Career Highs

Pts	..... 19 vs. Hampton, 12/16/15
Rebs	..... 12 vs. East Carolina, 12/20/15
Blks	..... 1, 5x, last vs. Kentucky, 2/5/16
Stls	..... 2, 3x, last at Ole Miss, 2/25/16
Assts	..... 2, 2x, last vs. Missouri, 1/10/16
Min	..... 24 vs. Hampton, 12/16/15

### SEC Career Highs

Pts	..... 9 vs. Arkansas, 1/3/16
Rebs	..... 9 vs. Ole Miss, 1/28/16
Blks	..... 1, 2x, last at Kentucky, 1/14/16
Stls	..... 2 at Ole Miss, 2/25/16
Assts	..... 2 vs. Missouri, 1/10/16
Min	..... 18, 2x, last vs. LSU, 2/28/16

### Career Stats at South Carolina

Year	GP	GS	Min	Avg	FG	FGA	Pct	3FG	FGA	Pct	FT	FTA	Pct	Off	Def	Tot	Avg	PF	FO	A	TO	Blk	Stl	Pts	Avg
2015-16	32	4	451	14.1	56	97	.577	0	0	—	26	58	.448	73	85	158	4.9	53	0	8	27	5	12	138	4.3



**2015-16 South Carolina Basketball**  
**#3/2 South Carolina Individual Game-by-Game (as of Mar 06, 2016)**  
**All games**



**#24 IMOVBIQH, Sarah**

Opponent	Date	gs	min	Total		3-Pointers		Free throws		Rebounds				pf	a	t/o	blk	stl	pts	avg	
				fg-fga	pct	3fg-fga	pct	ft-fa	pct	off	def	tot	avg								
#6/10 OHIO STATE	11/13/15	*	16	4-5	.800	0-0	.000	0-2	.000	3	7	10	10.0	3	0	1	0	0	8	8.0	
UNCG	11/15/15		21	5-7	.714	0-0	.000	4-6	.667	5	6	11	10.5	3	0	0	0	2	14	11.0	
at Clemson	11/18/15		19	3-4	.750	0-0	.000	3-8	.375	4	2	6	9.0	1	0	0	0	2	9	10.3	
at UCLA	11/22/15		8	0-0	.000	0-0	.000	0-0	.000	3	1	4	7.8	0	0	0	0	1	0	7.8	
vs #16/18 Arizona State	11/27/15		16	0-1	.000	0-0	.000	1-2	.500	3	5	8	7.8	3	0	2	0	0	1	6.4	
vs CSU Bakersfield	11/28/15		15	3-5	.600	0-0	.000	0-5	.000	3	2	5	7.3	2	0	0	0	0	6	6.3	
at Hawaii	11/29/15		13	1-2	.500	0-0	.000	1-1	1.000	1	3	4	6.9	0	0	1	0	0	3	5.9	
#14/13 DUKE	12/06/15		3	0-0	.000	0-0	.000	0-0	.000	0	0	0	6.0	0	0	1	0	0	0	5.1	
WINTHROP	12/13/15	*	22	3-3	1.000	0-0	.000	1-1	1.000	1	3	4	5.8	0	1	1	1	0	7	5.3	
HAMPTON	12/16/15	*	24	6-8	.750	0-0	.000	7-9	.778	5	2	7	5.9	1	0	0	0	0	19	6.7	
vs East Carolina	12/20/15		18	1-5	.200	0-0	.000	2-3	.667	4	8	12	6.5	0	2	0	0	0	4	6.5	
ELON	12/22/15		16	1-2	.500	0-0	.000	0-0	.000	2	1	3	6.2	2	0	1	0	1	2	6.1	
ARKANSAS	01/03/16		17	4-7	.571	0-0	.000	1-2	.500	4	3	7	6.2	2	0	3	0	0	9	6.3	
at Vanderbilt	01/07/16		5	0-0	.000	0-0	.000	0-0	.000	0	2	2	5.9	1	0	1	0	0	0	5.9	
#20/- MISSOURI	01/10/16		17	2-2	1.000	0-0	.000	0-0	.000	0	2	2	5.7	4	2	2	1	0	4	5.7	
at #9/9 Kentucky	01/14/16		13	0-2	.000	0-0	.000	0-2	.000	2	3	5	5.6	1	0	0	1	0	0	5.4	
#15/11 TEXAS A&M	01/17/16		3	0-2	.000	0-0	.000	0-0	.000	1	0	1	5.4	0	0	1	0	0	0	5.1	
at Auburn	01/21/16		17	1-1	1.000	0-0	.000	0-2	.000	1	1	2	5.2	2	0	0	0	1	2	4.9	
at #10/10 Mississippi State	01/24/16		9	0-0	.000	0-0	.000	0-0	.000	4	3	7	5.3	4	0	2	0	0	0	4.6	
OLE MISS	01/28/16		17	3-5	.600	0-0	.000	1-3	.333	7	2	9	5.5	1	0	2	0	0	7	4.8	
at #10/10 Texas A&M	01/31/16		1	0-0	.000	0-0	.000	0-0	.000	1	0	1	5.2	1	0	0	0	0	0	4.5	
#18/18 KENTUCKY	02/04/16		8	1-2	.500	0-0	.000	0-0	.000	1	0	1	5.0	1	0	0	0	0	2	4.4	
#1/1 UCONN	02/08/16		21	6-6	1.000	0-0	.000	1-1	1.000	2	6	8	5.2	2	0	1	0	0	13	4.8	
#16/19 FLORIDA	02/11/16		11	3-5	.600	0-0	.000	0-2	.000	5	1	6	5.2	3	0	0	0	0	6	4.8	
at #24/- Tennessee	02/15/16		13	0-2	.000	0-0	.000	0-0	.000	2	1	3	5.1	1	0	1	0	0	0	4.6	
GEORGIA	02/18/16		18	1-4	.250	0-0	.000	0-0	.000	2	3	5	5.1	3	0	2	0	0	2	4.5	
at Alabama	02/22/16		14	4-7	.571	0-0	.000	0-0	.000	1	5	6	5.1	3	1	0	0	1	8	4.7	
at Ole Miss	02/25/16		17	1-1	1.000	0-0	.000	1-2	.500	0	5	5	5.1	3	0	2	0	2	3	4.6	
LSU	02/28/16	*	18	0-0	.000	0-0	.000	1-2	.500	1	4	5	5.1	3	0	0	0	1	1	4.5	
vs Auburn	03/04/16		16	1-4	.250	0-0	.000	1-1	1.000	1	1	2	5.0	1	0	0	1	0	3	4.4	
vs #13/13 Kentucky	03/05/16		18	2-5	.400	0-0	.000	1-4	.250	4	1	5	5.0	2	1	3	1	1	5	4.5	
vs #16/16 Mississippi State	03/06/16		7	0-0	.000	0-0	.000	0-0	.000	0	2	2	4.9	0	1	0	0	0	0	4.3	
Totals			4	451	56-97	.577	0-0	.000	26-58	.448	73	85	158	4.9	53	8	27	5	12	138	4.3

Games played: 32  
 Minutes/game: 14.1  
 Points/game: 4.3  
 FG Pct: 57.7  
 FT Pct: 44.8

Rebounds/game: 4.9  
 Assists/game: 0.3  
 Turnovers/game: 0.8  
 Assist/turnover ratio: 0.3  
 Steals/game: 0.4  
 Blocks/game: 0.2



# TIFFANY MITCHELL

5-9 • Sr. • G • Charlotte, N.C. • Providence Day  
Major: Retail Management



### Career Highlights

2016 All-America Third Team (ESPN)  
SEC Tournament MVP  
Three-time All-SEC First Team (2014, 2015, 2016)  
CoSIDA Academic All-America Second Team  
Wooden Final Ballot Top 15; Naismith Trophy Semifinalist;  
Wade Watch List; Dawn Staley Award Finalist  
USBWA Ann Meyers Drysdale Award Midseason Watch List  
Senior CLASS Award Finalist  
Two-time SEC Player of the Year (Coaches – 2014, 2015; AP - 2015)  
2015 All-America First Team (ESPN, AP, USBWA)  
2015 Dawn Staley Award

2015 Wooden Award All-America Team/Finalist  
2015 Wade Watch List; Naismith Trophy Finalist  
2015 Capital One Academic All-District 4  
2015 NCAA Greensboro Region All-Tournament Team  
2015 FIBA 3x3 World Championship Gold (USA)  
2014 WBCA All-America  
2014 All-America Third Team (AP, Full Court)  
2014 Wooden Award Final Ballot, Wade Trophy Watch List, Dawn Staley Award Watch List  
2014 WBCA All-Region 3  
2014 SEC All-Defensive Team  
2013 SEC All-Freshman Team

### Miscellaneous

	Season	Career
Double-Double	0	4
20+ Points	6	19
10+ Points	29	104
10+ Rebounds	0	7
5+ Assists	5	16
5+ Steals	0	8
Tm-High Points	12	49
Tm-High Rebs.	0	10
Tm-High Assists	11	40

### 2015-16

- In SEC play, ranked among league's top 10 in four categories – fifth in scoring (15.6 ppg), second in free throw percentage (.833), sixth in 3-pointers made per game (1.7) and eighth in steals (1.9 spg)
- Ranks seventh in the SEC in scoring overall, third in free throw percentage and fifth in 3-pointers made per game
- Is among the program's all-time top 10 in 10 categories, including holding the school record for games started (132) ... is fifth in career points (1,843) and 3-pointers made (176), third in free throws made (439) and sixth in steals (227)
- Will rank among the program's all-time top 3-point percentage shooters (current .406 is second) and free throw percentage shooters (current .776 is second)
- Has been team's top scorer 12 times – at Clemson, at UCLA, vs. ECU, Elon, at Vandy, Mizzou, at Miss. St., Fla., Ga., LSU, vs. Kentucky, vs. Miss. St.
- Handed out team-high assists 11 times – Ohio St., Ark., at Vandy, Mizzou, at Auburn, at Miss. St., Fla., Ga., LSU, vs. Auburn, vs. Miss. St.
- Led South Carolina with 15.7 points per game, six 3s and 10 assists during the SEC Tournament to earn MVP honors
- Reached double figures by halftime of the SEC Tournament championship against #16/16 Mississippi State (Mar. 6), including an end-of-the-shot clock 3 late in the first quarter and a runner in the lane that ended the Bulldogs' second-quarter run and the transition layup that capped the resulting 13-2 surge to end the first half
- Sparked the offense in SEC Tournament semifinal against #13/13 Kentucky (Mar. 5) with a pair of early 3s and eight first-quarter points on the way to her sixth 20-point game of the season
- Dominated on Senior Day against LSU (Feb. 28) with most complete performance of the season, balancing scoring, assists and steals ... scored 11 of her 24 points in the second quarter, including a pair of 3s during a 22-7 run
- Hit a pull-up jumper to end 6-0 Georgia (Feb. 18) run that cut Gamecock lead to five with 2:29 to play and capped resulting 11-6 run with 3-of-4 free throw shooting in final 32 seconds
- Put together a personal 6-0 scoring run late in the third quarter at #24/- Tennessee (Feb. 15) to reclaim lead on the way to her 23rd double-digit point performance of the season
- Led team in points and assist vs. #16/19 Florida (Feb. 11), knocking down three timely 3s and all seven of her free throws

### Career Highs

Pts ..... 25 vs. Georgia, 2/27/14  
Rebs..... 11, 5x, last at Arkansas, 1/2/14  
Blks ..... 3 at Arkansas, 2/19/15  
Stls..... 7 vs. NC Central, 12/2/14  
Assts ..... 9 at San Diego State, 11/23/13  
Min.... 40, 3x, last vs. Texas A&M, 1/17/16

### 2015-16 Highs

Pts ..... 24 vs. LSU, 2/28  
Rebs..... 6 vs. Hampton, 12/16  
Blks ..... 1, 6x, last vs. Georgia, 2/18  
Stls..... 4, 3x, last vs. Texas A&M, 1/17  
Assts ..... 5, 5x, last vs. Mississippi State, 3/6  
Min..... 40 vs. Texas A&M, 1/17

### SEC Career Highs

Pts ..... 25 vs. Georgia, 2/27/14  
Rebs..... 11, 2x, last at Arkansas, 1/2/14  
Blks ..... 3 at Arkansas, 2/19/15  
Stls..... 6 at Auburn, 1/12/14  
Assts ..... 8, 2x, last vs. Ole Miss, 1/30/14  
Min..... 40 vs. Texas A&M, 1/17/16

### NCAA Career Highs

Pts ..... 24 vs. CS Northridge, 3/23/14  
Rebs..... 10 vs. Oregon St., 3/25/14  
Blks ..... 2 vs. Florida St., 3/29/15  
Stls..... 3, 2x, last vs. Savannah St., 3/20/15  
Assts ..... 7 vs. Syracuse, 3/22/15  
Min..... 40 vs. Florida St., 3/29/15

(CONTINUED NEXT PAGE)

### Career NCAA Tournament Game-by-Game

Date	Opponent	GS	MIN	FG-A	3FG-A	FT-A	Reb	PF	A	TO	B	S	TP
3/23/13	South Dakota St.	*	24	3-7	1-1	4-5	4	1	0	2	0	0	11
3/25/13	Kansas	*	32	2-8	1-2	2-2	6	3	0	3	0	3	7
3/23/14	CS Northridge	*	37	5-11	1-2	13-17	6	2	4	3	0	0	24
3/25/14	Oregon St.	*	34	4-11	2-2	10-11	10	2	4	0	0	0	20
3/30/14	#12/13 N. Carolina	*	35	4-14	3-4	0-0	4	3	2	3	0	2	11
3/20/15	Savannah St.	*	22	3-7	1-2	0-0	0	1	3	5	0	3	7
3/22/15	Syracuse	*	29	4-11	1-5	5-6	5	2	7	1	0	0	14
3/27/15	#15/12 N. Carolina	*	38	6-12	1-3	5-6	3	2	5	5	0	1	18
3/29/15	#7/7 Florida St.	*	40	8-14	1-2	4-5	6	2	5	3	2	1	21
4/5/15	#2/2 Notre Dame	*	37	5-11	1-4	0-0	3	3	1	1	0	0	11
<b>Totals</b>		<b>10</b>	<b>328</b>	<b>44-106</b>	<b>13-27</b>	<b>43-52</b>	<b>47</b>	<b>21</b>	<b>31</b>	<b>26</b>	<b>2</b>	<b>10</b>	<b>144</b>
			<b>32.8</b>	<b>.415</b>	<b>.481</b>	<b>.827</b>	<b>4.7</b>	<b>3.1</b>					<b>14.4</b>

### Career Stats at South Carolina

Year	GP	GS	Min	Avg	FG	FGA	Pct	3FG	FGA	Pct	FT	FTA	Pct	Off	Def	Tot	Avg	PF	FO	A	TO	Blk	Stl	Pts	Avg
2012-13	33	30	927	28.1	107	282	.379	22	60	.367	68	111	.613	60	109	169	5.1	64	1	43	82	4	44	304	9.2
2013-14	34	34	1066	31.4	165	335	.493	40	74	.541	157	198	.793	41	149	190	5.6	63	0	118	97	8	62	527	15.5
2014-15	37	37	1106	29.9	189	378	.500	57	137	.416	98	117	.838	28	87	115	3.1	64	1	106	82	11	65	533	14.4
2015-16	32	31	980	30.6	153	370	.414	57	162	.352	116	140	.829	31	60	91	2.8	61	0	81	78	6	56	479	15.0
<b>Career</b>	<b>136</b>	<b>132</b>	<b>4079</b>	<b>30.0</b>	<b>614</b>	<b>1365</b>	<b>.450</b>	<b>176</b>	<b>433</b>	<b>.406</b>	<b>439</b>	<b>566</b>	<b>.776</b>	<b>160</b>	<b>405</b>	<b>565</b>	<b>4.2</b>	<b>252</b>	<b>2</b>	<b>348</b>	<b>339</b>	<b>29</b>	<b>227</b>	<b>1843</b>	<b>13.6</b>

# TIFFANY MITCHELL (CONTINUED)

- Tallied nine second-half points at #9/9 Kentucky (Jan. 14), converting a key three-point play late in the third quarter to give team its first lead
- Scored eight points of 10-2 third-quarter run after #20/- Missouri (Jan. 10) opened the period on a 12-4 surge
- Powered team to win at Vanderbilt (Jan. 7) with seven of her season-high 22 points during 10-3 third-quarter run that put team ahead for good, adding seven of fourth quarter's first eight points
- Netted four of her 17 points at UCLA (Nov. 22) during 10-4 run over final 4:05 to deliver the win



## 2015-16 South Carolina Basketball #3/2 South Carolina Individual Game-by-Game (as of Mar 06, 2016) All games



### #25 MITCHELL, Tiffany

Opponent	Date	gs	min	Total		3-Pointers		Free throws		Rebounds				pf	a	t/o	blk	stl	pts	avg	
				fg-fga	pct	3fg-fga	pct	ft-fa	pct	off	def	tot	avg								
#6/10 OHIO STATE	11/13/15	*	32	6-12	.500	2-4	.500	1-2	.500	1	2	3	3.0	4	3	8	1	4	15	15.0	
UNCG	11/15/15	*	23	3-11	.273	2-7	.286	2-2	1.000	0	2	2	2.5	2	5	1	0	2	10	12.5	
at Clemson	11/18/15	*	25	6-12	.500	4-7	.571	2-4	.500	3	2	5	3.3	1	0	1	0	4	18	14.3	
at UCLA	11/22/15	*	34	5-12	.417	1-5	.200	6-6	1.000	2	3	5	3.8	2	2	6	0	1	17	15.0	
vs #16/18 Arizona State	11/27/15	*	36	2-7	.286	0-3	.000	2-2	1.000	0	1	1	3.2	2	1	2	0	2	6	13.2	
vs CSU Bakersfield	11/28/15	*	32	3-9	.333	0-2	.000	7-8	.875	0	1	1	2.8	0	1	1	0	0	13	13.2	
at Hawaii	11/29/15	*	29	5-10	.500	2-5	.400	2-2	1.000	1	1	2	2.7	2	2	3	0	0	14	13.3	
#14/13 DUKE	12/06/15	*	35	3-13	.231	1-5	.200	5-6	.833	2	2	4	2.9	3	2	3	1	0	12	13.1	
WINTHROP	12/13/15	*	22	4-8	.500	3-6	.500	1-2	.500	1	4	5	3.1	0	3	4	0	1	12	13.0	
HAMPTON	12/16/15	*	29	4-11	.364	3-6	.500	6-8	.750	4	2	6	3.4	1	2	0	0	1	17	13.4	
vs East Carolina	12/20/15	*	24	5-9	.556	1-3	.333	7-8	.875	0	1	1	3.2	2	3	1	0	2	18	13.8	
ELON	12/22/15	*	34	7-15	.467	3-6	.500	1-1	1.000	2	2	4	3.3	1	2	1	1	1	18	14.2	
ARKANSAS	01/03/16	*	26	4-9	.444	2-5	.400	2-3	.667	0	3	3	3.2	0	4	3	0	2	12	14.0	
at Vanderbilt	01/07/16	*	34	8-15	.533	3-6	.500	3-6	.500	1	1	2	3.1	3	5	2	0	2	22	14.6	
#20/- MISSOURI	01/10/16	*	31	5-12	.417	1-5	.200	8-9	.889	0	2	2	3.1	2	2	2	0	3	19	14.9	
at #9/9 Kentucky	01/14/16	*	31	5-13	.385	1-5	.200	5-5	1.000	1	1	2	3.0	3	2	2	0	1	16	14.9	
#15/11 TEXAS A&M	01/17/16	*	40	4-13	.308	1-5	.200	2-5	.400	2	2	4	3.1	1	2	3	0	4	11	14.7	
at Auburn	01/21/16	*	24	4-10	.400	1-3	.333	4-4	1.000	1	0	1	2.9	1	5	1	0	3	13	14.6	
at #10/10 Mississippi State	01/24/16	*	37	6-15	.400	1-7	.143	8-9	.889	0	2	2	2.9	3	2	7	0	0	21	14.9	
OLE MISS	01/28/16	*	26	6-11	.545	3-6	.500	0-0	.000	1	3	4	3.0	2	4	2	1	1	15	15.0	
at #10/10 Texas A&M	01/31/16	*	38	7-17	.412	1-6	.167	5-5	1.000	3	1	4	3.0	4	2	3	0	3	20	15.2	
#18/18 KENTUCKY	02/04/16	*	10	1-2	.500	0-0	.000	0-0	.000	0	0	0	2.9	1	0	3	0	1	2	14.6	
#1/1 UCONN	02/08/16	*	39	4-12	.333	2-5	.400	2-2	1.000	0	5	5	3.0	1	0	2	1	2	12	14.5	
#16/19 FLORIDA	02/11/16	*	35	6-15	.400	3-6	.500	7-7	1.000	0	3	3	3.0	1	4	3	0	1	22	14.8	
at #24/- Tennessee	02/15/16	*	34	4-12	.333	1-5	.200	3-4	.750	1	1	2	2.9	4	2	2	0	0	12	14.7	
GEORGIA	02/18/16	*	38	5-12	.417	2-6	.333	7-8	.875	0	4	4	3.0	1	4	2	1	3	19	14.8	
at Alabama	02/22/16	*	28	4-12	.333	2-5	.400	0-0	.000	0	1	1	2.9	2	1	1	0	1	10	14.7	
at Ole Miss	02/25/16	*	29	3-7	.429	1-3	.333	5-6	.833	1	3	4	2.9	4	1	4	0	3	12	14.6	
LSU	02/28/16	*	30	7-12	.583	4-8	.500	6-7	.857	1	0	1	2.9	2	5	1	0	3	24	14.9	
vs Auburn	03/04/16	*	31	2-11	.182	0-4	.000	4-5	.800	0	1	1	2.8	2	3	2	0	1	8	14.7	
vs #13/13 Kentucky	03/05/16	*	28	8-16	.500	4-8	.500	0-0	.000	2	2	4	2.8	2	2	2	0	3	20	14.8	
vs #16/16 Mississippi State	03/06/16	*	36	7-15	.467	2-5	.400	3-4	.750	1	2	3	2.8	2	5	0	0	1	19	15.0	
Totals			31	980	153-370	.414	57-162	.352	116-140	.829	31	60	91	2.8	61	81	78	6	56	479	15.0

Games played: 32  
Minutes/game: 30.6  
Points/game: 15.0  
FG Pct: 41.4  
3FG Pct: 35.2  
FT Pct: 82.9

Rebounds/game: 2.8  
Assists/game: 2.5  
Turnovers/game: 2.4  
Assist/turnover ratio: 1.0  
Steals/game: 1.8  
Blocks/game: 0.2





# TINA ROY

5-11 • Sr. • G • Kaplan, La. • Kaplan  
Major: Retail Management



### Career Highlights

Two-time SEC Academic Honor Roll

### 2015-16

- Selected team captain
- Has played in every game, starting 13
- In league play, led the SEC in 3-point percentage (.387) and was second in 3-pointers per game (2.3); overall, ranks fifth in 3s made per game (1.8)
- Has led the team in scoring twice – at UCLA, vs. Arkansas
- Dished out a team-high assists 11 times – UNCG, at UCLA, vs. Arizona St., Mizzou, at Ky., at Miss. St., Ky., UConn, Fla., at Tenn., at Ala.
- Totaled nine points in 10 minutes of action in SEC Tournament semifinal against #13/13 Kentucky (Mar. 5) converting each of her three 3-point attempts, all of which came in the fourth quarter
- Capped a 22-7 second-quarter run against LSU (Feb. 28) with one of her three 3-pointers in the game
- Fueled 12-2 fourth-quarter run at #24/- Tennessee (Feb. 15) with two 3-pointers, the last of which gave Gamecocks their first double-digit lead of the contest
- Hit a pair of first-half 3s against #16/19 Florida (Feb. 11) to help establish 12-point halftime lead
- Started against #18/18 Kentucky (Feb. 4) contributing on both ends with two steals, a team-high four assists and five timely points, including a free-throw-line jumper after the Wildcats got within three points in fourth quarter
- Well-rounded effort against Ole Miss (Jan. 28) matching career high with three steals to go with three 3s and four assists
- Opened and closed 11-4 run at end of second quarter at #10/10 Mississippi State (Jan. 24) with 3-pointers and added a third to cap a 7-0 run that ended a 35-35 tie midway through the fourth quarter
- Helped spark an 18-0 run in the second quarter at Auburn (Jan. 21) with a pair of 3-pointers in a 2:00 span, the second of which gave team a lead it never relinquished
- Knocked down two of her four 3-pointers in a span of 97 seconds late in the third quarter at #9/9 Kentucky (Jan. 14) to help the Gamecocks stay within three of the lead
- Hit three of her four 3-pointers at Vanderbilt (Jan. 7) in the second half, including one at the end of the third quarter to put Gamecocks in front going into the fourth and another late in the fourth after Commodores pulled within three
- Buried back-to-back 3s as part of 20-2 run to open the second quarter against Arkansas (Jan. 3), finishing with career-best seven 3-pointers to tie the South Carolina record against an SEC opponent
- Went 3-of-3 from the behind the arc against Elon (Dec. 22), netting at least three 3s for the third time this season
- Matched her career high with five 3s at UCLA (Nov. 22), including one to open the fourth quarter to launch the Gamecocks' 23-17 final period to overcome three-point deficit
- Hit a clutch 3 in the third quarter against #6/10 Ohio State (Nov. 13), tying the game as part of an 8-2 run to close the period

### Miscellaneous

	Season	Career
10+ Points	6	18
5+ Assists	0	5
Tim-High Points	2	4
Tim-High Assists	11	21

### Career Highs

Pts	.....21 vs. Arkansas, 1/3/16
Rebs	.....8 at Mississippi State, 2/6/14
Blks	.....2 at Mississippi State, 2/6/14
Stls	.....3, 2x, last vs. Ole Miss, 1/28/16
Assts	.....10 vs. Savannah State, 12/14/14
Min	.....37 at UCLA, 11/22/15

### 2015-16 Highs

Pts	.....21 vs. Arkansas, 1/3
Rebs	.....5 vs. CSU Bakersfield, 11/28
Blks	.....1 vs. Arizona State, 11/27
Stls	.....3 vs. Ole Miss, 1/28
Assts	.....6 vs. UNCG, 11/15
Min	.....37 at UCLA, 11/22

### SEC Career Highs

Pts	.....21 vs. Arkansas, 1/3/16
Rebs	.....8 at Mississippi State, 2/6/14
Blks	.....2 at Mississippi State, 2/6/14
Stls	.....3 vs. Ole Miss, 1/28/16
Assts	.....4, 7x, last vs. Florida, 2/11/16
Min	.....35 at Kentucky, 1/14/16

### NCAA Career Highs

Pts	.....12 vs. UNC, 3/27/15
Rebs	.....5 vs. UNC, 3/17/15
Blks	.....
Stls	.....1 vs. UNC, 3/30/14
Assts	.....2, 3x, last vs. Notre Dame, 4/5/15
Min	.....29 vs. UNC, 3/27/15

### Career NCAA Tournament Game-by-Game

Date	Opponent	GS	MIN	FG-A	3FG-A	FT-A	Reb	PF	A	TO	B	S	TP
3/17/12	Eastern Michigan	20	2-9	2-7	0-0	1	2	2	1	0	0	6	
3/19/12	at #13/15 Purdue	8	1-4	1-4	0-0	0	1	0	1	0	0	3	
3/24/12	#2/2 Stanford	4	0-1	0-1	0-0	0	0	0	0	0	0	0	
3/23/14	CS Northridge	22	2-5	1-3	0-0	4	0	1	0	0	0	5	
3/25/14	Oregon St.	6	0-0	0-0	0-0	0	1	0	0	0	0	0	
3/30/14	#12/13 N. Carolina	9	1-3	0-2	0-0	1	1	2	2	0	1	2	
3/20/15	Savannah St.	14	0-2	0-2	0-0	1	0	1	0	0	0	0	
3/22/15	Syracuse	13	1-4	1-4	0-0	2	1	1	0	0	0	3	
3/27/15	#15/12 N. Carolina	29	4-8	4-8	0-1	5	0	0	0	0	0	12	
3/29/15	#7/7 Florida St.	6	1-2	1-1	0-0	0	0	0	1	0	0	3	
4/5/15	#2/2 Notre Dame	17	1-5	0-3	0-0	2	0	2	0	0	0	2	
<b>Totals</b>		<b>0</b>	<b>148</b>	<b>13-43</b>	<b>10-35</b>	<b>0-1</b>	<b>16</b>	<b>6</b>	<b>9</b>	<b>5</b>	<b>0</b>	<b>1</b>	<b>36</b>
			<b>13.5</b>	<b>.302</b>	<b>.286</b>	<b>.000</b>	<b>1.5</b>	<b>0.8</b>					<b>3.3</b>

### Career Stats at South Carolina

Year	GP	GS	Min	Avg	FG	FGA	Pct	3FG	FGA	Pct	FT	FTA	Pct	Off	Def	Tot	Avg	PF	FO	A	TO	Blk	Stl	Pts	Avg
2011-12	34	0	383	11.3	53	181	.293	32	127	.252	10	22	.455	20	29	49	1.4	20	0	10	15	1	9	148	4.4
2012-13	— Did Not Play —																								
2013-14	34	1	553	16.3	44	146	.301	20	86	.233	14	23	.609	13	56	69	2.0	19	0	48	23	9	6	122	3.6
2014-15	36	0	568	15.8	59	152	.388	46	119	.387	2	5	.400	8	59	67	1.9	19	0	78	34	5	7	166	4.6
2015-16	32	13	651	20.3	62	185	.335	58	158	.367	5	11	.455	8	39	47	1.5	11	0	73	31	1	14	187	5.8
<b>Career</b>	<b>136</b>	<b>14</b>	<b>2155</b>	<b>15.8</b>	<b>218</b>	<b>664</b>	<b>.328</b>	<b>156</b>	<b>490</b>	<b>.318</b>	<b>31</b>	<b>61</b>	<b>.508</b>	<b>49</b>	<b>183</b>	<b>232</b>	<b>1.7</b>	<b>69</b>	<b>0</b>	<b>209</b>	<b>103</b>	<b>16</b>	<b>36</b>	<b>623</b>	<b>4.6</b>



**2015-16 South Carolina Basketball**  
**#3/2 South Carolina Individual Game-by-Game (as of Mar 06, 2016)**  
**All games**



**#23 ROY, Tina**

Opponent	Date	gs	min	Total		3-Pointers		Free throws		Rebounds				pf	a	t/o	blk	stl	pts	avg	
				fg-fga	pct	3fg-fga	pct	ft-fa	pct	off	def	tot	avg								
#6/10 OHIO STATE	11/13/15	*	23	1-6	.167	1-6	.167	0-0	.000	0	1	1	1.0	2	1	1	0	0	3	3.0	
UNCG	11/15/15	*	19	3-8	.375	3-8	.375	0-0	.000	0	0	0	0.5	0	6	0	0	0	9	6.0	
at Clemson	11/18/15	*	22	1-6	.167	1-6	.167	0-0	.000	0	1	1	0.7	1	1	0	0	1	3	5.0	
at UCLA	11/22/15	*	37	6-14	.429	5-11	.455	0-0	.000	0	3	3	1.3	2	4	2	0	0	17	8.0	
vs #16/18 Arizona State	11/27/15	*	22	1-7	.143	1-3	.333	0-0	.000	0	2	2	1.4	0	3	2	1	0	3	7.0	
vs CSU Bakersfield	11/28/15	*	21	1-4	.250	1-4	.250	0-0	.000	1	4	5	2.0	0	3	0	0	0	3	6.3	
at Hawaii	11/29/15	*	9	0-1	.000	0-1	.000	0-0	.000	0	0	0	1.7	0	2	0	0	1	0	5.4	
#14/13 DUKE	12/06/15	*	16	1-3	.333	1-2	.500	0-0	.000	0	1	1	1.6	1	2	1	0	1	3	5.1	
WINTHROP	12/13/15	*	11	1-6	.167	1-6	.167	0-0	.000	0	0	0	1.4	0	3	0	0	0	3	4.9	
HAMPTON	12/16/15		24	0-3	.000	0-2	.000	0-0	.000	0	3	3	1.6	0	3	1	0	0	0	4.4	
vs East Carolina	12/20/15		12	1-5	.200	1-4	.250	0-0	.000	1	2	3	1.7	0	0	2	0	0	3	4.3	
ELON	12/22/15		11	3-3	1.000	3-3	1.000	0-0	.000	0	0	0	1.6	0	1	0	0	0	9	4.7	
ARKANSAS	01/03/16	*	29	7-13	.538	7-12	.583	0-0	.000	0	1	1	1.5	0	3	0	0	1	21	5.9	
at Vanderbilt	01/07/16		20	4-8	.500	4-6	.667	1-2	.500	0	1	1	1.5	0	1	2	0	1	13	6.4	
#20/- MISSOURI	01/10/16		16	1-5	.200	1-5	.200	0-3	.000	0	2	2	1.5	0	2	2	0	0	3	6.2	
at #9/9 Kentucky	01/14/16		35	4-11	.364	4-9	.444	0-0	.000	1	2	3	1.6	1	4	2	0	1	12	6.6	
#15/11 TEXAS A&M	01/17/16		13	0-3	.000	0-3	.000	0-0	.000	0	2	2	1.6	1	1	0	0	0	0	6.2	
at Auburn	01/21/16		20	4-7	.571	4-7	.571	0-0	.000	0	0	0	1.6	0	2	0	0	0	12	6.5	
at #10/10 Mississippi State	01/24/16		27	4-6	.667	3-4	.750	0-0	.000	0	1	1	1.5	1	2	3	0	0	11	6.7	
OLE MISS	01/28/16		20	3-9	.333	3-9	.333	0-0	.000	0	0	0	1.5	0	4	1	0	3	9	6.9	
at #10/10 Texas A&M	01/31/16		18	0-3	.000	0-3	.000	1-2	.500	0	1	1	1.4	0	1	2	0	1	1	6.6	
#18/18 KENTUCKY	02/04/16	*	33	2-11	.182	1-8	.125	2-2	1.000	0	1	1	1.4	1	4	0	0	2	7	6.6	
#1/1 UCONN	02/08/16	*	19	0-3	.000	0-2	.000	0-0	.000	1	1	2	1.4	0	2	2	0	0	0	6.3	
#16/19 FLORIDA	02/11/16		26	2-8	.250	2-8	.250	0-0	.000	0	2	2	1.5	0	4	1	0	1	6	6.3	
at #24/- Tennessee	02/15/16		26	3-7	.429	2-4	.500	0-0	.000	2	1	3	1.5	0	3	1	0	0	8	6.4	
GEORGIA	02/18/16		22	1-7	.143	1-5	.200	0-0	.000	2	1	3	1.6	0	1	1	0	1	3	6.2	
at Alabama	02/22/16		17	1-4	.250	1-4	.250	0-0	.000	0	1	1	1.6	0	3	2	0	0	3	6.1	
at Ole Miss	02/25/16		14	0-0	.000	0-0	.000	0-0	.000	0	1	1	1.5	1	3	1	0	0	0	5.9	
LSU	02/28/16	*	28	3-6	.500	3-6	.500	0-0	.000	0	2	2	1.6	0	3	0	0	0	9	6.0	
vs Auburn	03/04/16		25	1-4	.250	1-3	.333	1-2	.500	0	2	2	1.6	0	1	2	0	0	4	5.9	
vs #13/13 Kentucky	03/05/16		10	3-3	1.000	3-3	1.000	0-0	.000	0	0	0	1.5	0	0	0	0	0	9	6.0	
vs #16/16 Mississippi State	03/06/16		6	0-1	.000	0-1	.000	0-0	.000	0	0	0	1.5	0	0	0	0	0	0	5.8	
Totals			13	651	62-185	.335	58-158	.367	5-11	.455	8	39	47	1.5	11	73	31	1	14	187	5.8

Games played: 32  
 Minutes/game: 20.3  
 Points/game: 5.8  
 FG Pct: 33.5  
 3FG Pct: 36.7  
 FT Pct: 45.5

Rebounds/game: 1.5  
 Assists/game: 2.3  
 Turnovers/game: 1.0  
 Assist/turnover ratio: 2.4  
 Steals/game: 0.4  
 Blocks/game: 0.0



# KHADIJAH SESSIONS

5-8 • Sr. • G • Myrtle Beach, S.C. • Myrtle Beach  
Major: Hotel, Restaurant, Tourism Management



### Career Highlights

2016 SEC Community Service Team (women's basketball) | 2012 Parade All-America (HS)  
Three-time SEC Academic Honor Roll | 2012 SCBA Class 4A Player of the Year

### 2015-16

- Selected team captain
- Ranked fourth in SEC in steals in league play (2.1) and is fifth overall (2.0)
- Has led the team in assists 10 times – Ohio State, at Clemson, at Hawaii, Winthrop, Elon, Arkansas, Ole Miss, UConn, Florida, at Alabama – and handed out five or more assists three times this season
- Was outstanding defensively throughout the SEC Tournament while scoring in double figures the last two games – shot 53.8 percent from the field, including 3-of-4 from 3-point range, for 8.7 points per game at the event
- Tallied seven of her 11 points in the SEC Tournament final against #16/16 Mississippi State (Mar. 6) in the first quarter, including the first two and the last three of a 10-2 run in the final 1:47 of the period to give the Gamecocks a 20-15 lead heading, and held Bulldog top scorer Victoria Vivians scoreless in the fourth quarter to stymie any comeback
- Was aggressive on the boards at Alabama (Feb. 22), collecting a career-best 11 rebound, including six in the first quarter
- Set the defensive tone against Georgia (Feb. 18), totaling career-best six steals, the last of which set up a layup with 1:22 left as key part of final 11-6 run that sealed the win
- Scored four of her season-high 13 points at #24/- Tennessee (Feb. 15) from the free throw line in the final 39 seconds to hold off a late rally by the Lady Vols
- Knocked down a 70-foot, third-quarter buzzer beater to give the Gamecocks momentum and a 57-53 lead over #18/18 Kentucky (Feb. 4) heading into the final period
- Finished in double figures at #10/10 Texas A&M (Jan. 31), capping off South Carolina's 10-0 fourth-quarter run with a layup in transition for a 60-54 lead midway through the period and hit a pair of free throws in the final 1:00 to help seal the win
- Continued her clutch shooting with a pair of midrange jumpers in the final 2:34 at #10/10 Mississippi State (Jan. 24), including one with 30 seconds to go in a two-point game
- Bounced back from early thigh contusion against #15/11 Texas A&M (Jan. 17) to swipe two of her four steals in the final 5:12 then sink the game-winning free throw with less than a second to play
- Scored five of her eight points against #9/9 Kentucky (Jan. 14) in the fourth quarter, scoring four points of a 6-0 run that brought Gamecocks within one late in the third quarter then knocking down a fourth-quarter 3-pointer as part of the 15-2 run that won the game
- Great ball pressure against #20/- Missouri (Jan. 10) helped harass Tigers into 20 turnovers
- Hit a pair of clutch fourth-quarter 3-pointers at Vanderbilt (Jan. 7), the first coming in a one-point game with 4:00 to play and the second after 'Dores drew within three inside 2:00 left
- Was critical to 20-2 run that opened second quarter against Arkansas (Jan. 3), making two key defensive plays and handing out assists on two of the three 3-pointers that launched the surge
- Served as a catalyst for the South Carolina offense against Winthrop (Dec. 13), dishing out six assists
- Matched career highs in steals (4) and minutes played (37) against #14/13 Duke (Dec. 6), picking up last two steals in final 5:03 to spark 15-5 run that turned one-point deficit into victory

### Miscellaneous

	Season	Career
10+ Points	9	29
5+ Assists	3	13
Tm-High Points	0	3
Tm-High Assists	10	32

### Career Highs

Pts	19 vs. Auburn, 2/3/13
Rebs	11 at Alabama, 2/22/16
Blks	1, 11x, last vs. Miss. State, 3/5/16
Stls	6 vs. Georgia, 2/18/16
Assts	8 vs. NC Central, 12/1/14
Min	39 at Texas A&M, 1/31/16

### 2015-16 Highs

Pts	13, 2x, last vs. Georgia, 2/18
Rebs	11 at Alabama, 2/22
Blks	1, 3x, last vs. Mississippi State, 3/5
Stls	6 vs. Georgia, 2/18
Assts	6 vs. Winthrop, 12/13
Min	39 at Texas A&M, 1/31

### SEC Career Highs

Pts	19 vs. Auburn, 2/3/13
Rebs	11 at Alabama, 2/22/16
Blks	1, 4x, last at Texas A&M, 1/31/16
Stls	6 vs. Georgia, 2/18/16
Assts	7 at Arkansas, 2/19/15
Min	39 at Texas A&M, 1/31/16

### NCAA Career Highs

Pts	13 vs. Oregon St., 3/25/14
Rebs	4 vs. Oregon St., 3/25/14
Blks	3 vs. South Dakota St., 3/23/13
Stls	4 vs. Florida St., 3/29/15
Assts	3 vs. CS Northridge, 3/23/14
Min	33, 2x, last vs. Oregon St., 3/25/14

### Career NCAA Tournament Game-by-Game

Date	Opponent	GS	MIN	FG-A	3FG-A	FT-A	Reb	PF	A	TO	B	S	TP
3/23/13	South Dakota St.	20	0-2	0-1	5-6	1	2	2	2	1	0	5	
3/25/13	Kansas	14	1-3	0-1	2-2	0	0	1	0	0	0	4	
3/23/14	CS Northridge	*	33	1-3	0-1	4-4	1	4	3	1	0	6	
3/25/14	Oregon St.	*	33	3-9	1-1	6-8	4	3	2	1	0	13	
3/30/14	#12/13 N. Carolina	*	24	0-8	0-2	0-0	3	2	1	1	0	0	
3/20/15	Savannah St.	*	14	3-4	1-2	3-3	2	3	0	1	0	10	
3/22/15	Syracuse	*	18	1-2	0-1	0-0	2	2	2	1	0	1	
3/27/15	#15/12 N. Carolina	*	11	0-2	0-1	0-0	3	1	2	1	0	0	
3/29/15	#7/7 Florida St.	*	30	1-2	0-0	2-4	3	4	1	1	0	4	
4/5/15	#2/2 Notre Dame	*	12	2-5	1-2	0-0	0	1	2	0	0	2	
<b>Totals</b>		<b>8</b>	<b>209</b>	<b>12-40</b>	<b>3-12</b>	<b>22-27</b>	<b>19</b>	<b>22</b>	<b>16</b>	<b>9</b>	<b>1</b>	<b>12</b>	<b>49</b>
			<b>20.9</b>	<b>.300</b>	<b>.250</b>	<b>.815</b>	<b>1.9</b>	<b>1.6</b>				<b>4.9</b>	

- At Rainbow Wahine Showdown, averaged 8.3 points on 56.3 percent shooting (9-of-16) to go with eight steals
- Scored all 11 points at Hawaii (Nov. 29) in the second half, including nine during a 17-6 run to close the third quarter after UH had closed within five
- Grabbed three offensive rebounds against #16/18 Arizona State (Nov. 27)
- Swiped four steals against #6/10 Ohio State (Nov. 13) and applied pressure to the Buckeyes' defense early with strong drives to the basket

### Career Stats at South Carolina

Year	GP	GS	Min	Avg	FG	FGA	Pct	3FG	FGA	Pct	FT	FTA	Pct	Off	Def	Tot	Avg	PF	FO	A	TO	Blk	Stl	Pts	Avg
2012-13	33	3	570	17.3	53	151	.351	13	54	.241	72	109	.661	22	24	46	1.4	43	0	36	49	3	21	191	5.8
2013-14	29	26	761	26.2	58	159	.365	18	59	.305	74	109	.679	9	38	47	1.6	60	0	77	45	1	28	208	7.2
2014-15	37	36	814	22.0	59	147	.401	20	64	.313	27	51	.529	26	63	89	2.4	63	0	105	49	4	68	165	4.5
2015-16	32	32	821	25.7	64	141	.454	20	48	.417	65	103	.631	21	62	83	2.6	68	1	70	47	3	63	213	6.7
<b>Career</b>	<b>131</b>	<b>97</b>	<b>2966</b>	<b>22.6</b>	<b>234</b>	<b>598</b>	<b>.391</b>	<b>71</b>	<b>225</b>	<b>.316</b>	<b>238</b>	<b>366</b>	<b>.650</b>	<b>78</b>	<b>187</b>	<b>265</b>	<b>2.0</b>	<b>234</b>	<b>1</b>	<b>288</b>	<b>190</b>	<b>11</b>	<b>180</b>	<b>777</b>	<b>5.9</b>



**2015-16 South Carolina Basketball**  
**#3/2 South Carolina Individual Game-by-Game (as of Mar 06, 2016)**  
**All games**



**#05 SESSIONS, Khadijah**

Opponent	Date	gs	min	Total		3-Pointers		Free throws		Rebounds				pf	a	t/o	blk	stl	pts	avg	
				fg-fga	pct	3fg-fga	pct	ft-fa	pct	off	def	tot	avg								
#6/10 OHIO STATE	11/13/15	*	36	3-8	.375	0-0	.000	6-8	.750	0	3	3	3.0	4	3	3	0	4	12	12.0	
UNCG	11/15/15	*	18	1-2	.500	0-0	.000	0-0	.000	0	1	1	2.0	2	4	0	0	2	2	7.0	
at Clemson	11/18/15	*	19	0-1	.000	0-1	.000	0-0	.000	0	2	2	2.0	2	5	1	0	1	0	4.7	
at UCLA	11/22/15	*	23	0-1	.000	0-1	.000	0-0	.000	1	4	5	2.8	4	1	4	0	0	0	3.5	
vs #16/18 Arizona State	11/27/15	*	30	2-7	.286	0-2	.000	2-2	1.000	3	0	3	2.8	1	0	1	0	2	6	4.0	
vs CSU Bakersfield	11/28/15	*	26	3-4	.750	0-0	.000	2-3	.667	1	0	1	2.5	1	1	0	0	2	8	4.7	
at Hawaii	11/29/15	*	21	4-5	.800	1-2	.500	2-2	1.000	1	3	4	2.7	4	4	1	0	4	11	5.6	
#14/13 DUKE	12/06/15	*	37	2-4	.500	0-1	.000	1-6	.167	2	3	5	3.0	1	1	1	0	4	5	5.5	
WINTHROP	12/13/15	*	15	2-3	.667	0-1	.000	0-0	.000	0	1	1	2.8	2	6	1	0	1	4	5.3	
HAMPTON	12/16/15	*	17	2-3	.667	1-1	1.000	0-0	.000	0	4	4	2.9	2	2	3	0	0	5	5.3	
vs East Carolina	12/20/15	*	22	1-5	.200	0-2	.000	3-4	.750	0	2	2	2.8	2	3	2	0	1	5	5.3	
ELON	12/22/15	*	24	2-4	.500	1-2	.500	1-2	.500	1	1	2	2.8	3	4	1	0	2	6	5.3	
ARKANSAS	01/03/16	*	25	3-4	.750	1-1	1.000	0-0	.000	1	2	3	2.8	0	4	1	1	3	7	5.5	
at Vanderbilt	01/07/16	*	30	3-5	.600	2-3	.667	2-3	.667	3	1	4	2.9	1	0	0	0	3	10	5.8	
#20/- MISSOURI	01/10/16	*	23	2-6	.333	1-2	.500	4-4	1.000	0	0	0	2.7	2	1	0	0	1	9	6.0	
at #9/9 Kentucky	01/14/16	*	29	3-5	.600	1-1	1.000	1-3	.333	1	0	1	2.6	4	3	2	0	0	8	6.1	
#15/11 TEXAS A&M	01/17/16	*	34	3-5	.600	0-2	.000	2-4	.500	0	2	2	2.5	3	2	2	0	4	8	6.2	
at Auburn	01/21/16	*	26	1-1	1.000	1-1	1.000	2-2	1.000	0	3	3	2.6	3	1	3	0	3	5	6.2	
at #10/10 Mississippi State	01/24/16	*	29	4-6	.667	0-1	.000	2-2	1.000	0	4	4	2.6	5	1	2	0	1	10	6.4	
OLE MISS	01/28/16	*	25	1-4	.250	0-2	.000	2-4	.500	1	1	2	2.6	1	5	0	0	1	4	6.3	
at #10/10 Texas A&M	01/31/16	*	39	3-8	.375	1-2	.500	3-5	.600	0	2	2	2.6	2	3	2	1	3	10	6.4	
#18/18 KENTUCKY	02/04/16	*	30	3-5	.600	1-3	.333	2-4	.500	0	4	4	2.6	0	1	3	0	2	9	6.5	
#1/1 UCONN	02/08/16	*	23	1-6	.167	0-0	.000	2-3	.667	0	1	1	2.6	1	2	0	0	1	4	6.4	
#16/19 FLORIDA	02/11/16	*	23	1-2	.500	1-2	.500	3-4	.750	0	0	0	2.5	4	4	2	0	0	6	6.4	
at #24/- Tennessee	02/15/16	*	27	2-4	.500	1-2	.500	8-11	.727	0	2	2	2.4	4	0	0	0	1	13	6.7	
GEORGIA	02/18/16	*	37	3-8	.375	2-4	.500	5-10	.500	0	1	1	2.4	3	2	2	0	6	13	6.9	
at Alabama	02/22/16	*	30	1-6	.167	1-3	.333	1-4	.250	3	8	11	2.7	2	3	2	0	0	4	6.8	
at Ole Miss	02/25/16	*	12	0-3	.000	0-1	.000	0-0	.000	1	1	2	2.7	2	1	3	0	3	0	6.6	
LSU	02/28/16	*	20	1-3	.333	1-1	1.000	0-0	.000	0	0	0	2.6	1	0	1	0	3	3	6.4	
vs Auburn	03/04/16	*	12	0-0	.000	0-0	.000	5-7	.714	0	1	1	2.5	0	0	2	0	0	5	6.4	
vs #13/13 Kentucky	03/05/16	*	26	3-7	.429	2-3	.667	2-2	1.000	1	2	3	2.5	0	2	1	1	3	10	6.5	
vs #16/16 Mississippi State	03/06/16	*	33	4-6	.667	1-1	1.000	2-4	.500	1	3	4	2.6	2	1	1	0	2	11	6.7	
Totals			32	821	64-141	.454	20-48	.417	65-103	.631	21	62	83	2.6	68	70	47	3	63	213	6.7

Games played: 32  
 Minutes/game: 25.7  
 Points/game: 6.7  
 FG Pct: 45.4  
 3FG Pct: 41.7  
 FT Pct: 63.1

Rebounds/game: 2.6  
 Assists/game: 2.2  
 Turnovers/game: 1.5  
 Assist/turnover ratio: 1.5  
 Steals/game: 2.0  
 Blocks/game: 0.1





# JATARIE WHITE

6-4 • So. • F • Charlotte, N.C. • Providence Day  
Major: Public Relations/Advertising



### Career Highlights

2014 McDonald's All-America  
2014 WBCA All-America

Charlotte Observer Player of the Year (2013, 2014)  
North Carolina Miss Basketball (2013, 2014)

### 2015-16

- Has seen time in 29 games, missing three due to illness, returning in the regular-season finale against LSU (Feb. 28)
- Led the team in rebounding once – at Clemson
- Capped South Carolina's 16-0 second-quarter run against #16/19 Florida (Feb. 11) with a layup and scored six points over the final 3:46 of the half to help establish a 12-point halftime lead
- Played eight tough minutes at #10/10 Mississippi State (Jan. 24), recording a fourth-quarter steal
- Showed better poise inside at Auburn (Jan. 21) for nine points in SEC career-high tying 21 minutes
- Reached double figures for the second time this season against #20/- Missouri (Jan. 10), pouring in an SEC career-high 11 points
- Great offensive game against East Carolina (Dec. 20) with career-high 14 points on 5-of-8 shooting
- Scored all of her eight points against Hampton (Dec. 16) in the second half, shooting 3-of-5 from the field and grabbing five her seven rebounds in the final 20 minutes as well
- Notched career highs in rebounds (9) and blocks (4) in 18 minutes of action against Winthrop (Dec. 13)
- Played 19 minutes against #14/13 Duke (Dec. 6), finishing with five rebounds
- Grabbed five rebounds in just 11 minutes of action against CSU Bakersfield (Nov. 27)
- Started the second half at Clemson (Nov. 18) and was key part of 19-5 third-quarter run that broke open the game ... tied for team-high honors with six rebounds
- Great contributions against #6/10 Ohio State (Nov. 13), beyond the four points, three rebounds and two assists in the box score

### Miscellaneous

	Season	Career
10+ Points	2	4
10+ Rebounds	0	0
Tm-High Points	0	0
Tm-High Rebs.	1	1

### Career Highs

Pts	.....14 vs. East Carolina, 12/20/15
Rebs	.....9 vs. Winthrop, 12/13/15
Blks	.....4 vs. Winthrop, 12/13/15
Stls	.....2 vs. Syracuse, 3/22/15
Assts	.....2, 4x, last at Clemson, 11/18/15
Min	.....22 vs. San Diego St., 11/23/14

### 2015-16 Highs

Pts	.....14 vs. East Carolina, 12/20
Rebs	.....9 vs. Winthrop, 12/13
Blks	.....4 vs. Winthrop, 12/13
Stls	.....1, 6x, last vs. Florida, 2/11
Assts	.....2, 2x, last at Clemson, 11/18
Min	.....21, 2x, last at Auburn, 1/21

### SEC Career Highs

Pts	.....11 v. Missouri, 1/10/16
Rebs	.....7 at Georgia, 2/5/15
Blks	.....2 at Georgia, 2/5/15
Stls	.....1, 5x, last vs. Florida, 2/11/16
Assts	.....2 vs. LSU, 2/12/15
Min	.....21, 2x, last at Auburn, 1/21/16

### NCAA Career Highs

Pts	.....6 vs. Savannah St., 3/20/15
Rebs	.....3 vs. Savannah St., 3/20/15
Blks	.....1 vs. Savannah St., 3/20/15
Stls	.....2 vs. Syracuse, 3/22/15
Assts	.....1 vs. Syracuse, 3/22/15
Min	.....12 vs. Savannah St., 3/20/15

### Career NCAA Tournament Game-by-Game

Date	Opponent	GS	MIN	FG-A	3FG-A	FT-A	Reb	PF	A	TO	B	S	TP
3/20/15	Savannah St.		12	2-2	0-0	2-2	3	1	0	1	1	0	6
3/22/15	Syracuse		9	0-0	0-0	0-0	1	0	1	0	0	2	0
3/27/15	#15/12 N. Carolina		0	0-0	0-0	0-0	0	0	0	0	0	0	0
3/29/15	#7/7 Florida St.		0	0-0	0-0	0-0	0	0	0	0	0	0	0
4/5/15	#2/2 Notre Dame		0	0-0	0-0	0-0	0	0	0	0	0	0	0
<b>Totals</b>		<b>0</b>	<b>21</b>	<b>2-2</b>	<b>0-0</b>	<b>2-2</b>	<b>4</b>	<b>1</b>	<b>1</b>	<b>1</b>	<b>1</b>	<b>2</b>	<b>6</b>
			<b>10.5</b>	<b>1.000</b>	<b>—</b>	<b>1.000</b>	<b>2.0</b>	<b>0.5</b>					<b>3.0</b>

### Career Stats at South Carolina

Year	GP	GS	Min	Avg	FG	FGA	Pct	3FG	FGA	Pct	FT	FTA	Pct	Off	Def	Tot	Avg	PF	FO	A	TO	Blk	Stl	Pts	Avg
2014-15	20	0	184	9.2	20	49	.408	0	0	—	9	14	.643	16	28	44	2.2	20	0	7	14	5	7	49	2.5
2015-16	29	0	373	12.9	29	79	.367	0	3	.000	29	48	.604	24	65	89	3.1	55	0	15	21	13	6	87	3.0
<b>Career</b>	<b>49</b>	<b>0</b>	<b>557</b>	<b>11.4</b>	<b>49</b>	<b>128</b>	<b>.383</b>	<b>0</b>	<b>3</b>	<b>.000</b>	<b>38</b>	<b>62</b>	<b>.613</b>	<b>40</b>	<b>93</b>	<b>133</b>	<b>2.7</b>	<b>75</b>	<b>0</b>	<b>22</b>	<b>35</b>	<b>18</b>	<b>13</b>	<b>136</b>	<b>2.8</b>



**2015-16 South Carolina Basketball**  
**#3/2 South Carolina Individual Game-by-Game (as of Mar 06, 2016)**  
**All games**



**#40 WHITE, Jatarie**

Opponent	Date	gs	min	Total		3-Pointers		Free throws		Rebounds				pf	a	t/o	blk	stl	pts	avg
				fg-fga	pct	3fg-fga	pct	ft-fa	pct	off	def	tot	avg							
#6/10 OHIO STATE	11/13/15		15	1-3	.333	0-0	.000	2-3	.667	1	2	3	3.0	0	2	0	0	0	4	4.0
UNCG	11/15/15		13	2-4	.500	0-0	.000	1-2	.500	0	3	3	3.0	0	1	0	1	0	5	4.5
at Clemson	11/18/15		18	1-4	.250	0-0	.000	1-2	.500	4	2	6	4.0	3	2	0	1	0	3	4.0
at UCLA	11/22/15		12	0-2	.000	0-0	.000	2-2	1.000	0	2	2	3.5	2	0	0	0	0	2	3.5
vs #16/18 Arizona State	11/27/15		12	0-2	.000	0-0	.000	0-0	.000	1	1	2	3.2	3	0	1	0	0	0	2.8
vs CSU Bakersfield	11/28/15		11	1-2	.500	0-0	.000	0-2	.000	1	4	5	3.5	1	1	0	1	0	2	2.7
at Hawaii	11/29/15		14	0-2	.000	0-0	.000	0-0	.000	0	2	2	3.3	4	1	1	0	0	0	2.3
#14/13 DUKE	12/06/15		19	0-3	.000	0-0	.000	0-0	.000	1	4	5	3.5	2	1	2	0	1	0	2.0
WINTHROP	12/13/15		18	2-2	1.000	0-0	.000	0-0	.000	1	8	9	4.1	3	1	0	4	1	4	2.2
HAMPTON	12/16/15		21	3-8	.375	0-0	.000	2-2	1.000	2	5	7	4.4	4	0	4	1	0	8	2.8
vs East Carolina	12/20/15		19	5-8	.625	0-1	.000	4-6	.667	1	3	4	4.4	2	0	0	0	0	14	3.8
ELON	12/22/15		14	1-7	.143	0-0	.000	0-0	.000	0	2	2	4.2	2	0	0	0	0	2	3.7
ARKANSAS	01/03/16		18	0-5	.000	0-0	.000	1-2	.500	2	3	5	4.2	1	1	1	0	0	1	3.5
at Vanderbilt	01/07/16		18	0-0	.000	0-0	.000	2-4	.500	0	2	2	4.1	1	0	0	0	0	2	3.4
#20/- MISSOURI	01/10/16		18	3-5	.600	0-1	.000	5-6	.833	3	1	4	4.1	4	0	1	0	1	11	3.9
at #9/9 Kentucky	01/14/16		7	0-1	.000	0-0	.000	0-0	.000	2	3	5	4.1	1	0	2	1	0	0	3.6
#15/11 TEXAS A&M	01/17/16		5	0-0	.000	0-0	.000	0-0	.000	0	0	0	3.9	1	0	1	1	0	0	3.4
at Auburn	01/21/16		21	4-7	.571	0-1	.000	1-2	.500	1	1	2	3.8	2	0	0	0	0	9	3.7
at #10/10 Mississippi State	01/24/16		8	0-0	.000	0-0	.000	0-0	.000	0	0	0	3.6	0	0	1	0	1	0	3.5
OLE MISS	01/28/16		13	1-3	.333	0-0	.000	1-2	.500	1	1	2	3.5	1	0	0	0	1	3	3.5
at #10/10 Texas A&M	01/31/16		2	0-0	.000	0-0	.000	0-0	.000	0	0	0	3.3	1	0	0	0	0	0	3.3
#18/18 KENTUCKY	02/04/16		12	0-0	.000	0-0	.000	1-2	.500	1	2	3	3.3	3	1	1	0	0	1	3.2
#1/1 UCONN	02/08/16		9	1-2	.500	0-0	.000	2-2	1.000	0	1	1	3.2	2	1	1	0	0	4	3.3
#16/19 FLORIDA	02/11/16		10	2-3	.667	0-0	.000	2-4	.500	1	4	5	3.3	2	0	2	1	1	6	3.4
at #24/- Tennessee	02/15/16		3	0-0	.000	0-0	.000	0-0	.000	0	1	1	3.2	2	1	0	0	0	0	3.2
LSU	02/28/16		10	1-2	.500	0-0	.000	2-2	1.000	0	2	2	3.2	3	0	1	0	0	4	3.3
vs Auburn	03/04/16		11	0-2	.000	0-0	.000	0-0	.000	1	2	3	3.1	2	1	0	1	0	0	3.1
vs #13/13 Kentucky	03/05/16		11	0-1	.000	0-0	.000	0-3	.000	0	3	3	3.1	2	0	1	0	0	0	3.0
vs #16/16 Mississippi State	03/06/16		11	1-1	1.000	0-0	.000	0-0	.000	0	1	1	3.1	1	1	1	1	0	2	3.0
<b>Totals</b>		<b>0</b>	<b>373</b>	<b>29-79</b>	<b>.367</b>	<b>0-3</b>	<b>.000</b>	<b>29-48</b>	<b>.604</b>	<b>24</b>	<b>65</b>	<b>89</b>	<b>3.1</b>	<b>55</b>	<b>15</b>	<b>21</b>	<b>13</b>	<b>6</b>	<b>87</b>	<b>3.0</b>

Games played: 29  
 Minutes/game: 12.9  
 Points/game: 3.0  
 FG Pct: 36.7  
 3FG Pct: 0.0  
 FT Pct: 60.4

Rebounds/game: 3.1  
 Assists/game: 0.5  
 Turnovers/game: 0.7  
 Assist/turnover ratio: 0.7  
 Steals/game: 0.2  
 Blocks/game: 0.4



# A'JA WILSON

6-5 • So. • F • Hopkins, S.C. • Heathwood Hall  
Major: Broadcasting



### Career Highlights

2016 All-America First Team (ESPN)  
2016 SEC Player of the Year (Coaches)  
2016 SEC Defensive Player of the Year (Coaches)  
SEC Tournament All-Tournament Team  
Wooden Final Ballot Top 15; Naismith Trophy Semifinalist; Wade Watch List  
Two-time All-SEC First Team (2015, 2016)  
USBWA Ann Meyers Drysdale Award Midseason Watch List  
2015 USA Basketball Female Athlete of the Year  
2015 Rainbow Wahine Showdown Tournament MVP

Four-time SEC Player of the Week  
2015 All-America (Third Team, AP; Hon. Men, WBCA)  
2015 SEC Freshman of the Year (Coaches, AP)  
2015 SEC All-Freshman Team  
USBWA National Freshman of the Week (Dec. 1-7)  
Five-time SEC Freshman of the Week  
2014 Nat'l HS Player of the Year (WBCA, Naismith, Parade)  
2014 McDonald's and Parade (HS) All-America  
Three-time SCISA Player of the Year

### Miscellaneous

	Season	Career
Double-Double	12	17
20+ Points	7	12
10+ Points	26	55
10+ Rebounds	13	18
5+ Blocks	6	7
Tm-High Points	15	30
Tm-High Rebs.	13	22

### Career Highs

Pts ..... 28 vs. Duke, 12/6/15  
Rebs ..... 19 at Kentucky, 3/1/15  
Blks ..... 8, 2x, last vs. Texas A&M, 1/17/16  
Stls ..... 3, 4x, last vs. C. Michigan, 12/20/14  
Assts ..... 4 vs. CSU Bakersfield, 11/28/15  
Min ..... 39 at Texas A&M, 1/31/16

### 2015-16 Highs

Pts ..... 28 vs. Duke, 12/6  
Rebs ..... 14 vs. Ohio State, 11/13  
Blks ..... 8, 2x, last vs. Texas A&M, 1/17/16  
Stls ..... 2, 5x, last vs. Auburn, 3/4  
Assts ..... 4 vs. CSU Bakersfield, 11/28  
Min ..... 39 at Texas A&M, 1/31

### SEC Career Highs

Pts ..... 27 at Texas A&M, 1/31/16  
Rebs ..... 19 at Kentucky, 3/1/15  
Blks ..... 8, 2x, last vs. Texas A&M, 1/17/16  
Stls ..... 2, 3x, last vs. Florida, 2/11/16  
Assts ..... 3, 4x, last at Ole Miss, 2/25/16  
Min ..... 39 at Texas A&M, 1/31/16

### NCAA Career Highs

Pts ..... 20 vs. Notre Dame, 4/5/15  
Rebs ..... 9, 2x, last vs. Notre Dame, 4/5/15  
Blks ..... 4 vs. Notre Dame, 4/5/15  
Stls ..... 1 vs. Notre Dame, 4/5/15  
Assts ..... 3 vs. Savannah St., 3/20/15  
Min ..... 29 vs. North Carolina, 3/27/15

### 2015-16

- Ranks 39th in the nation in double-doubles and is 12th with an SEC-leading 3.1 blocked shots per game
- Among SEC's top five in field goal percentage (2nd), rebounding (4th) and scoring (5th)
- Team's top scorer 15 times – Ohio St., UNCG, vs. Arizona St., vs. CSUB, at Hawaii, Duke, at Ky., Texas A&M, Ole Miss, at Texas A&M, UConn, at Tenn., at Ala., at Ole Miss, vs. Miss. St.
- Team's top rebounder 13 times – Ohio St., vs. Arizona St., vs. CSUB, at Hawaii, Duke, Elon, Ark., at Ky., at Miss. St., at Texas A&M, Georgia, LSU, vs. Miss. St.
- Shot 11-of-12 from the free throw line and nearly averaged a double-double (15.0 ppg, 9.0 rpg) at the SEC Tournament
- Led team in points (19) and rebounds (13) in the championship of the SEC Tournament against #16/16 Mississippi State (Mar. 6), falling just short of a first-half double-double with nine points and 10 boards in the opening 20 minutes
- Helped South Carolina build an early double-digit advantage in the SEC Tournament semifinals (March 5) against #13/13 Kentucky with eight first-quarter points ... finished the contest 8-of-12 from the field
- Stopped an early second-quarter surge by LSU (Feb. 28) that cut the Gamecocks' lead to three by scoring five straight points and forcing a turnover to launch a 22-7 run
- Posted team's best perfect shooting night of the season (8-8) at Ole Miss (Feb. 25), netting eight points in game-changing 16-3 run to close the second quarter
- Provided the team's most consistent offense at #24/- Tennessee (Feb. 15), tallying 11 of the team's 24 first-half points and added six of the second half's first eight points to keep Lady Vols within reach
- Played just 23 minutes against #1/1 UConn (Feb. 8) due to injury, but tied for team-high honors with 13 points, including 4-of-4 shooting in first half
- Carried offense early at #10/10 Texas A&M (Jan. 31), scoring 17 of team's 25 first-half points and all eight of its second-quarter points, adding a putback and key defensive boards late in the game
- Overcame tough shooting night at #10/10 Mississippi State (Jan. 24) to record two of her four blocks and two of her 11 rebounds in the final 2:08, including one of each in the final 13 seconds
- Delivered second-straight 26-point, eight-block game, adding eight rebounds against #15/11 Texas A&M (Jan. 17), scoring team's first six points of second half to reclaim lead and adding five during 1:12 span of fourth quarter
- Powered win at #9/9 Kentucky (Jan. 14) with six of her career-high eight blocks coming in second half, along with 15 of her game-high 26 points, including eight in the 15-2 fourth-quarter run
- Nearly got double-double in first half vs. #20/- Missouri (Jan. 10) to go with six blocks
- Scored career-high 28 points against #14/13 Duke (Dec. 6), including 20 in the second half and 12 of the team's 16 in the third quarter
- Grabbed three of her fourth-quarter rebounds, including two offensive, in the final seven seconds of tie game, getting fouled on the final one and hitting two free throws with 0.6 seconds to deliver the win over #16/18 Arizona State (Nov. 27)

### Career NCAA Tournament Game-by-Game

Date	Opponent	GS	MIN	FG-A	3FG-A	FT-A	Reb	PF	A	TO	B	S	TP
3/20/15	Savannah St.	20	7-9	0-0	1-3	9	2	3	1	0	0	15	
3/22/15	Syracuse	13	3-5	0-0	7-9	4	2	1	0	1	0	13	
3/27/15	#15/12 N. Carolina	29	1-2	0-0	2-2	2	3	0	2	2	0	4	
3/29/15	#7/7 Florida St.	14	3-6	0-0	4-5	2	3	1	1	0	0	10	
4/5/15	#2/2 Notre Dame	24	8-11	0-0	4-5	9	0	2	2	4	1	20	
<b>Totals</b>		<b>0</b>	<b>100</b>	<b>22-33</b>	<b>0-0</b>	<b>18-24</b>	<b>26</b>	<b>10</b>	<b>7</b>	<b>6</b>	<b>7</b>	<b>1</b>	<b>62</b>
			<b>20.0</b>	<b>.667</b>	<b>—</b>	<b>.750</b>	<b>5.2</b>	<b>1.4</b>					<b>12.4</b>

- Hit from the left block to launch a 10-4 run that broke a 58-58 tie with 3:50 left to play and put the Gamecocks up for good at UCLA (Nov. 22)
- Scored 12 of her team-high 20 points against #6/10 Ohio State (Nov. 13) in the fourth quarter, including six of the team's 10 points in the final 2:35 to deliver the win

### Career Stats at South Carolina

Year	GP	GS	Min	Avg	FG	FGA	Pct	3FG	FGA	Pct	FT	FTA	Pct	Off	Def	Tot	Avg	PF	FO	A	TO	Blk	Stl	Pts	Avg
2014-15	37	1	734	19.8	177	329	.538	1	3	.333	131	198	.662	78	165	243	6.6	72	1	37	62	65	32	486	13.1
2015-16	30	29	819	27.3	191	351	.544	0	0	—	110	151	.728	80	181	261	8.7	71	1	43	67	94	22	492	16.4
<b>Career</b>	<b>67</b>	<b>30</b>	<b>1553</b>	<b>23.2</b>	<b>368</b>	<b>680</b>	<b>.541</b>	<b>1</b>	<b>3</b>	<b>.333</b>	<b>241</b>	<b>349</b>	<b>.691</b>	<b>158</b>	<b>346</b>	<b>504</b>	<b>7.5</b>	<b>143</b>	<b>2</b>	<b>80</b>	<b>129</b>	<b>159</b>	<b>54</b>	<b>978</b>	<b>14.6</b>



**2015-16 South Carolina Basketball**  
**#3/2 South Carolina Individual Game-by-Game (as of Mar 06, 2016)**  
**All games**



**#22 WILSON, A'ja**

Opponent	Date	gs	min	Total		3-Pointers		Free throws		Rebounds				pf	a	t/o	blk	stl	pts	avg	
				fg-fga	pct	3fg-fga	pct	ft-fa	pct	off	def	tot	avg								
#6/10 OHIO STATE	11/13/15	*	21	8-18	.444	0-0	.000	4-4	1.000	5	9	14	14.0	0	0	0	2	0	20	20.0	
UNCG	11/15/15	*	17	9-14	.643	0-0	.000	1-2	.500	6	4	10	12.0	0	1	2	6	2	19	19.5	
at Clemson	11/18/15	*	21	3-10	.300	0-0	.000	1-4	.250	1	4	5	9.7	3	0	0	3	0	7	15.3	
at UCLA	11/22/15	*	30	4-9	.444	0-0	.000	3-5	.600	2	8	10	9.8	2	3	2	4	1	11	14.3	
vs #16/18 Arizona State	11/27/15	*	28	8-11	.727	0-0	.000	2-2	1.000	2	9	11	10.0	2	1	6	1	2	18	15.0	
vs CSU Bakersfield	11/28/15	*	31	10-14	.714	0-0	.000	6-9	.667	2	6	8	9.7	2	4	0	4	0	26	16.8	
at Hawaii	11/29/15	*	27	8-15	.533	0-0	.000	2-2	1.000	2	3	5	9.0	5	0	1	2	0	18	17.0	
#14/13 DUKE	12/06/15	*	32	10-19	.526	0-0	.000	8-10	.800	6	5	11	9.3	3	2	3	3	1	28	18.4	
vs East Carolina	12/20/15	*	22	7-10	.700	0-0	.000	1-1	1.000	3	7	10	9.3	2	0	2	2	1	15	18.0	
ELON	12/22/15	*	25	5-12	.417	0-0	.000	2-5	.400	2	6	8	9.2	4	2	1	3	1	12	17.4	
ARKANSAS	01/03/16	*	25	7-12	.583	0-0	.000	0-1	.000	4	6	10	9.3	2	1	2	0	0	14	17.1	
at Vanderbilt	01/07/16	*	24	1-3	.333	0-0	.000	2-4	.500	0	6	6	9.0	4	2	1	0	0	4	16.0	
#20/- MISSOURI	01/10/16	*	27	3-10	.300	0-0	.000	5-6	.833	2	9	11	9.2	2	1	0	6	2	11	15.6	
at #9/9 Kentucky	01/14/16	*	32	11-16	.688	0-0	.000	4-9	.444	6	7	13	9.4	2	2	2	8	1	26	16.4	
#15/11 TEXAS A&M	01/17/16	*	38	11-19	.579	0-0	.000	4-6	.667	2	6	8	9.3	3	1	4	8	0	26	17.0	
at Auburn	01/21/16	*	17	4-7	.571	0-0	.000	3-4	.750	2	4	6	9.1	1	2	1	0	0	11	16.6	
at #10/10 Mississippi State	01/24/16	*	26	3-11	.273	0-0	.000	0-2	.000	2	9	11	9.2	4	1	2	4	0	6	16.0	
OLE MISS	01/28/16	*	26	6-12	.500	0-0	.000	5-5	1.000	4	5	9	9.2	1	2	1	1	1	17	16.1	
at #10/10 Texas A&M	01/31/16	*	39	9-17	.529	0-0	.000	9-10	.900	4	6	10	9.3	2	1	5	4	1	27	16.6	
#18/18 KENTUCKY	02/04/16	*	28	5-7	.714	0-0	.000	8-10	.800	2	5	7	9.2	4	3	4	2	0	18	16.7	
#1/1 UCONN	02/08/16	*	23	5-8	.625	0-0	.000	3-4	.750	1	5	6	9.0	3	0	2	2	1	13	16.5	
#16/19 FLORIDA	02/11/16	*	24	3-6	.500	0-0	.000	7-8	.875	3	6	9	9.0	2	1	2	4	2	13	16.4	
at #24/- Tennessee	02/15/16	*	38	8-15	.533	0-0	.000	9-11	.818	1	5	6	8.9	4	1	3	5	1	25	16.7	
GEORGIA	02/18/16	*	30	7-13	.538	0-0	.000	2-5	.400	3	6	9	8.9	4	2	3	2	0	16	16.7	
at Alabama	02/22/16	*	31	6-15	.400	0-0	.000	4-6	.667	7	3	10	8.9	2	2	5	3	1	16	16.7	
at Ole Miss	02/25/16	*	31	8-8	1.000	0-0	.000	0-0	.000	0	4	4	8.7	0	3	4	5	0	16	16.7	
LSU	02/28/16		17	5-7	.714	0-0	.000	4-4	1.000	1	6	7	8.7	2	0	1	1	1	14	16.6	
vs Auburn	03/04/16	*	29	3-8	.375	0-0	.000	2-2	1.000	1	7	8	8.6	1	3	2	3	2	8	16.3	
vs #13/13 Kentucky	03/05/16	*	28	8-12	.667	0-0	.000	2-2	1.000	1	5	6	8.6	3	2	2	4	1	18	16.3	
vs #16/16 Mississippi State	03/06/16	*	32	6-13	.462	0-0	.000	7-8	.875	3	10	13	8.7	2	0	4	2	0	19	16.4	
Totals			29	819	191-351	.544	0-0	.000	110-151	.728	80	181	261	8.7	71	43	67	94	22	492	16.4

Games played: 30  
 Minutes/game: 27.3  
 Points/game: 16.4  
 FG Pct: 54.4  
 FT Pct: 72.8

Rebounds/game: 8.7  
 Assists/game: 1.4  
 Turnovers/game: 2.2  
 Assist/turnover ratio: 0.6  
 Steals/game: 0.7  
 Blocks/game: 3.1