



2012 SOUTH CAROLINA GAMECOCK SOFTBALL

Contact: Koby Padgett ♦ **Office:** (803) 777-8017 ♦ **Cell:** (803) 386-8345 ♦ **Fax:** (803) 777-2967 ♦ **E-mail:** kpadgett@sc.edu
Web: GamecocksOnline.com ♦ **Address:** Williams Brice Stadium, 1125 George Rogers Blvd., Columbia, SC 29208

2012 Schedule/Results (18-7, 2-1 SEC)				
Date	Opponent	W	L	Score/Time
2/10	Tennessee State#		L	2-4
2/11	Western Kentucky#	W		5-4 (8)
2/11	Winthrop#	W		8-1
2/12	Cleveland State#	W		7-4
2/17	vs. Providence%	W		11-3 (5)
2/18	vs. Illinois-Chicago%	W		5-0
2/18	at Florida International%	L		1-3
2/19	vs. Jacksonville%	L		6-7
2/19	vs. Villanova%	W		15-3 (5)
2/22	Winthrop	W		9-1 (5)
2/24	Elon&			Canceled
2/25	Appalachian State&	W		7-4
2/25	Presbyterian&	W		8-1
2/26	George Washington&	W		4-2
2/28	Charleston Southern	L		0-2
2/28	Charleston Southern	W		11-2 (5)
2/29	at Charlotte	W		13-7
3/2	vs. Portland State^	W		2-1
3/2	vs. Maine^	W		13-4 (5)
3/3	at UC Riverside^	W		9-4
3/4	vs. UC Davis^	W		3-2
3/7	at Coastal Carolina	L		1-2
3/7	at Coastal Carolina	L		2-5
3/9	Arkansas*	L		4-5 (8)
3/10	Arkansas*	W		7-2
3/11	Arkansas*	W		8-7
3/13	Mississippi State* (DH)			4:30 PM
3/14	Charlotte			6 PM
3/16	at Florida*			6 PM
3/17	at Florida*			1 PM (SUN)
3/18	at Florida*			1 PM
3/21	at North Carolina			5 PM
3/23	LSU*			6 PM
3/24	LSU*			2 PM
3/25	LSU*			1 PM
3/28	at Winthrop			7 PM
3/31	Longwood (DH)			1 PM
4/6	at Kentucky*			6 PM
4/7	at Kentucky*			1 PM
4/8	at Kentucky*			1 PM
4/11	at Georgia* (DH)			5 PM
4/13	at Alabama*			7:30 PM
4/14	at Alabama*			4:30 PM
4/15	at Alabama*			2:30 PM
4/20	Tennessee*			7 PM
4/21	Tennessee*			4 PM
4/22	Tennessee*			1 PM
4/27	Auburn*			7 PM
4/28	Auburn*			7 PM
4/29	Auburn*			1 PM
5/4	at Mississippi*			7 PM
5/5	at Mississippi*			3 PM
5/6	at Mississippi*			2 PM (SPSO)

Bold indicates home game
 All times Eastern
 * - Southeastern Conference Game
 # - Palmetto Classic (Beckham Field)
 % - Blue & Gold Feisberg Memorial (Miami, Fla.)
 & - Gamecock Invitational (Beckham Field)
 ^ - Highlander Classic (Riverside, Calif.)
 SUN - Sun Sports
 SPSO - SportSouth

Next Four Opponents			
			
Mississippi State (15-9, 1-4 SEC) Tues., March 13 (DH) Beckham Field	Charlotte (11-10) Wed., March 14 Beckham Field	Florida (23-2, 4-1 SEC) Fri.-Sun., March 16-18 Gainesville, Fla.	North Carolina (17-7) Wed., March 21 Chapel Hill, N.C.
Series History MSU leads 25-22	Series History SC leads 32-5	Series History UF leads 33-19	Series History SC leads 48-12
Trend MSU won 5 of 6	Trend SC won last 3	Trend UF won last 23	Trend SC won 8 of 10
Last Meeting MSU won 11-5 (3/9/2011)	Last Meeting SC won 13-7 (2/29/2012)	Last Meeting UF won 6-1 (5/1/2011)	Last Meeting SC won 1-0 (4/6/2011)

Inside	
<ul style="list-style-type: none"> ✓ Gamecocks close six-game home stand (p. 2) ✓ Evan Childs posts first SC walkoff in six years (p. 2) ✓ Garcia strong atop lineup (p. 2) ✓ Trio of seniors specializing in 2B, 3B and HR (p. 2) ✓ South Carolina's record in March (p. 2) ✓ Power good predictor for SC wins (p. 2) ✓ Starting innings right a big plus for SC (p. 3) ✓ Gonzales adjusting well for Gamecocks (p. 3) ✓ Hawkins' power evident (p. 3) ✓ Gamecocks have posted big individual RBI days (p. 3) 	<ul style="list-style-type: none"> ✓ Gamecocks in the SEC stats (p. 3 sidebar) ✓ Broyles back, buckling down in pressure (p. 4) ✓ A close game turnaround would help (p. 4) ✓ Experience reigns for Gamecocks (p. 4) ✓ National polls (p. 4 sidebar) ✓ Scouting opponents, history and last series recap (p. 5) ✓ SC updates to career charts (p. 6 sidebar) ✓ SC lineup by position & batting order (p. 7-8) ✓ South Carolina's roster and breakdown (p. 9) ✓ SC player updates (p. 10-15)

South Carolina Pitching Staff												
No.	Name	Ht.	Class	ERA	W-L	App-GS	Sv	IP	BB	So	Avg.	Notes
80	Audrey Broyles	5-10	R-Jr.	2.26	5-2	8-7	0	40.1	14	20	.235	Posted 2 W's at UCR
33	Katelynn Howser	5-8	Fr.	2.50	7-1	17-7	3	64.1	42	50	.218	10 Ks, 8 BB in W vs. Pres.
21	Kierstyn White	5-10	Sr.	3.91	6-4	16-11	0	57.1	25	16	.269	1st SHO vs. Illinois-Chicago

Projected Starting Position Players						
Pos.	Name	B/T	Ht.	Class	Avg/OBP/SLG	Notes
C	Shelby Gonzales	R/R	5-8	Jr.	.286/.455/.500	Solid defender with 3 HR
1B	Molly Brossart	R/R	5-7	Sr.	.236/.348/.309	2-for-3 with 2 R, 2 RBI vs. Villanova
1B/C	Olivia Lawrence	L/R	5-6	Fr.	.280/.333/.440	Hit first career homer in game two at Coastal
2B	Dana Hathorn	R/R	5-6	So.	.349/.386/.470	3-for-4 with career high 3 R at Charlotte
3B	Evan Childs	R/R	5-10	Sr.	.365/.443/.770	Tied for 9th on SC's career HR list
SS	Samie Garcia	L/R	5-6	Jr.	.440/.473/.655	Had a team-best 21-game hitting streak
LF	Kaitlin Westfall	R/R	5-6	Sr.	.303/.424/.566	Top in SEC with 12 doubles
CF	Lauren Lackey	L/R	5-6	Sr.	.451/.494/.563	Team's leading hitter
RF	Chelsea Hawkins	R/R	5-5	So.	.389/.429/.653	Second on team with 19 RBI
DP	Lacey Rother	R/R	5-11	Fr.	.292/.500/.417	Hit first career HR in tourney at UC Riverside
DP	Kaela Jackson	R/R	5-6	R-Sr.	.176/.176/.294	2 2Bs, including one vs. Arkansas (3/10)

Coaching Staff
Head Coach Beverly Smith
Assistant Coaches Janelle Breneman, Calvin Beamon
Volunteer Assistant Chrissy Schoonmaker
Student Assistant Ashley Chastain

Quick Facts

Location	Columbia, S.C.
Founded	1801
Enrollment	28,481
Colors	Garnet (PMS 202C) and Black
Nickname	Gamecocks
Affiliation	Southeastern (Eastern Division)
President	Dr. Harris Pastides
Athletic Director	Eric Hyman
Senior Associate AD/SWA	Judy Van Horn
Assistant AD (Sport Supervisor)	Raymond Harrison
Faculty Athletics Representative	Dr. Zach Kelehear
Home Field	Beckham Field
Capacity	700
Dimensions	L-200, C-220, R -200, Alleys-210
NCAA Tournament Appearances	15
NCAA Super Regional Appearances	1
NCAA College World Series Appearances	3
AIAW College World Series Appearances	5
SEC Championships	1
SEC Eastern Division Championships	4
SEC Tournament Championships	2
2011 Record	26-30
2011 Conference Record	6-22
2011 Conference Finish	5th East
Postseason	N/A
Letterwinners Returning/Lost	16/6
Position Starters Returning/Lost	8/2
Pitchers Returning/Lost	3/2
Newcomers	6

Media Information

Director of Media Relations	Steve Fink
Asst. Director/Softball Contact	Koby Padgett
Office Phone	(803) 777-8017
Email	kpadgett@sc.edu
Personal Phone	(803) 386-8345
Office FAX	(803) 777-2967
Department Website	GamecocksOnline.com
Dept. Facebook	facebook.com/GamecocksOnline
Team Facebook	facebook.com/GamecockSoftball
Dept. Twitter	Twitter.com/GamecocksOnline
Team Twitter	Twitter.com/GamecockSoftball
Mailing Address	1125 George Rogers Blvd. Williams Brice Stadium Columbia, SC 29208

Pronunciation Guide

Molly BROSSART	BRAH-surt
Dana HATHORN	HATH-horn
Kylie MORIN	mo-RIN
Julie SARRATT	Sah-RAT
Chrissy SCHOONMAKER	SCHOON-make-er
CODEE YESKE	KO-dee YES-key

Gamecock Staff

Head Coach	Beverly Smith
Alma Mater	North Carolina, 1995
Overall/SC Record	44-37/Same
Assistant Coach	Janelle Breneman
Alma Mater	Bloomsburg, 1994
Assistant Coach	Calvin Beamon
Alma Mater	UNLV, 2010
Volunteer Assistant Coach	Chrissy Schoonmaker
Alma Mater	South Carolina, 2007
Student Assistant Coach	Ashley Chastain
Alma Mater	South Carolina, 2011
Managers	Taylor Barbalace, Robert Beary, Chelsea Guyton
Athletic Trainer	Caroline Crowley

South Carolina Closes Home Stand with Miss. State DH, Charlotte Game

The South Carolina Gamecocks (18-7, 2-1 SEC) close out a six-game home stand this week by hosting Mississippi State (15-9, 1-4 SEC) in a doubleheader on Tuesday and Charlotte (11-10) in a single game on Wednesday. First pitch of Tuesday's twinbill against the Bulldogs is set for 4:30 p.m., while Wednesday's game against the 49ers is slated for a 6 p.m. start. Gametracker live stats and a live audio stream will be available for all three games at GamecocksOnline.com.

Childs' Game-Ending Blast New Feeling for These Gamecocks

South Carolina senior Evan Childs ended the series finale against Arkansas with a two-run home run, helping the team claim its first win of the season when trailing heading into the seventh inning. Childs' walk-off shot is the first for the Gamecocks since McKenna Hughes ended a nine-inning affair against Ole Miss in similar fashion in the second game of the doubleheader on May 5, 2007. It was Hughes' ninth round-tripper in her program-best 11-homer year.

While Starting a New Streak, Garcia Still Strong Atop Lineup

Shortstop Samie Garcia saw her 21-game hitting streak snapped in the first game against Arkansas last weekend, the second-longest documented skein in Gamecock history. But Garcia rebounded, posting doubles in both Gamecock wins to close the weekend. The junior ranks second on the team and sixth in the SEC with a .440 batting average while leading the conference in hits. She's also fourth in the SEC in runs and doubles.

In front of her family and the largest crowd of the weekend at the Highlander Classic, Garcia posted a 3-for-4 day with the game-tying RBI double in the 3-2 comeback win over UC Davis. And during the Blue & Gold Feisberg Memorial, she led the team with nine RBI in the event. Her grand slam versus Providence helped propel South Carolina to the 9-1 (5) win.

Westfall A Double Machine in Early Going . . .

Senior leftfielder Kaitlin Westfall leads the SEC with 12 doubles this season, three shy of making South Carolina's single-season top-10 list. Westfall has four more than the two tied behind her, which includes sophomore teammate Dana Hathorn. Five of Westfall's came in the Blue & Gold Feisberg Memorial, as she posted two each in wins over Illinois-Chicago and Villanova.

While Lackey Likes Stretching It to Three . . .

Westfall's teammate and fellow outfielder Lauren Lackey has three triples on the year, tying for second in the SEC. Lackey is looking to be the first Gamecock since Ashton Payne in 2007-08 to lead the team in triples in consecutive seasons. Tied with former All-American Tiff Tootle for 12th on the Gamecocks' career triples chart with eight, one more would push Lackey into a tie for ninth.

Childs Prefers to Trot

Senior third baseman Evan Childs has tallied eight homers on the year, the last two sending the Gamecocks to an 8-7 victory over Arkansas in the series finale on March 11. It was her second-career two-homer game, tying the program's single-game record again, and pushed her to eight on the year, tying four others for fifth in a single season in Gamecock history. With 14 in her career, she's tied for ninth on South Carolina's all-time list with Kim Pietro. She's vying to be the first Gamecock since McKenna Hughes (2004-07) to lead the team in homers twice in her career.

Carolina in the Month of March

Since 1984, the Gamecocks are 421-213-3 (.663) in the third month of the year. Last season, the mark was 8-11 in March for South Carolina.

Early Season Schedule Provided Tests

While the first glance at South Carolina's pre-conference schedule may lead one to think that they should have all been easy games, closer examination says otherwise. Three of the contests came against defending conference champions and NCAA Tournament teams in Illinois-Chicago (Horizon), Jacksonville (Atlantic Sun) and Portland State (Pacific Coast Softball). The Gamecocks went 2-1 in those games, including shutting out the UIC Flames.

The Long Ball Proving to Be Bellweather Again for Gamecocks

The 2012 Gamecocks have tallied 25 homers on the year, matching last year's mark which was the best in six years. And yet again, the homers point to good things for the team. South Carolina is 13-2 when sending at least one ball out, while it is 3-5 when going without a triple or homer. Last season, the Gamecocks went 17-6 in games in which they hit a homer while winning just three games when the team did not record at least one triple or one home run.

SEC Standings

Eastern Division											
	SEC	Pct.	All	Pct.	H	A	N	Div	Top 25	Last 10	Streak
Florida	4-1	.800	23-2	.920	10-0	5-1	8-1	2-1	4-2	9-1	W2
Georgia	2-1	.667	21-3	.875	15-1	2-1	4-1	0-0	3-1	9-1	W2
South Carolina	2-1	.667	18-7	.720	10-3	2-3	6-1	0-0	0-0	7-3	W2
Tennessee	1-2	.333	15-5	.750	5-2	1-1	9-2	0-0	3-4	8-2	L2
Kentucky	0-3	.000	10-11	.476	0-3	1-5	9-3	0-0	0-8	4-6	L3
Western Division											
	SEC	Pct.	All	Pct.	H	A	N	Div	Top 25	Last 10	Streak
Alabama	3-0	1.000	21-0	1.000	10-0	5-0	6-0	0-0	2-0	10-0	W21
Mississippi	2-0	1.000	13-9	.591	4-3	2-6	7-0	2-0	0-2	6-4	W1
Arkansas	1-4	.200	17-6	.739	9-2	3-3	5-1	0-2	1-0	6-4	L2
Mississippi State	1-4	.200	15-9	.625	8-5	3-0	4-4	0-0	2-6	6-4	L2
Auburn	0-0	.000	21-3	.875	13-0	2-0	6-3	0-0	3-2	7-3	W5
LSU	0-0	.000	15-7	.682	11-2	1-2	3-3	0-0	2-5	7-3	W5

As of games played on March 11, 2012

Hits Kept Coming vs. Charlotte

South Carolina posted 18 hits in the victory at Charlotte on Feb. 29. That mark is the best since March 5, 2005, when the Gamecocks had 20 in a 15-2 win over South Dakota State.

Starting Things Right Very Important for Gamecocks

The Gamecocks thrive when they reach base to start an inning. As a team, South Carolina gets on base at a .430 clip to begin a frame. In the 13 contests where the team has started two or fewer innings with a base runner reaching, the Gamecocks are 6-7.

Gonzales Coming on Strong

Junior catcher Shelby Gonzales knew there'd be an adjustment period in her first year of NCAA Division I softball. Last season's NJCAA Division I RBI leader has seemed to make those in recent weeks, as she has posted a .345/.513/.655 line in the 14-game stretch starting the Presbyterian contest on Feb. 25. All three of her homers and eight of her 10 RBI have come in that time frame as well. She's been big with runners in scoring position and two outs, going 4-for-7 and driving in six runs.

Hawkins Providing Thump

Sophomore Chelsea Hawkins has provided a lot of power for the Gamecocks this season, hitting five homers already. She's two shy of making the top-10 single-season charts at South Carolina for homers. She's driven in 19 runs, second on the team. The third-ranked Gamecock in batting average (.389) and slugging percentage (.653), she's also fourth in on-base percentage (.429). The only blemish is the 16 strikeouts in 72 at bats, but the power more than justifies a few Ks.

Big RBI Games Already Surpassing Last Year

The Gamecocks have posted five four-RBI games already in 2012, three more than what the team did in the whole of 2011. Sophomores Chelsea Hawkins (2/11) and Dana Hathorn (2/22) both drove home four in wins over Winthrop, while junior Samie Garcia had a grand slam in the win over Providence (2/17). Senior Evan Childs has two four-RBI games on the season, the last in the comeback triumph over Arkansas to clinch the series on March 11.

Howser a Bullpen Ace in Early Going

Freshman Katelynn Howser has done some of her best work in 2012 out of the bullpen. In 10 relief appearances, she's picked up three saves, which ranks ninth on South Carolina's single-season chart, and two of her six wins. In the 27.2 innings of relief, she's posted a 2.02 ERA. In her seven starts, she's 5-1, tossing five complete games and posting a 2.86 ERA in 36.2 innings.

Seven Games of HR Equals 2009 Season Total

South Carolina combined to hit 13 homers in the seven-game stretch from Feb. 28-March 4. That total matches what the 2009 team did in 45 games that season and surpassed the outputs of both 2008 and 2010. Twenty-five games into 2012, South Carolina has hit 25 homers, matching last season's total. The program record is 38 long balls in a season, set in 2003.

SC in the SEC Stats

(As of March 11)

All Games		
HITTING CATEGORY	Stat	Rank
Batting Average	.332	3rd
Slugging Percentage	.524	3rd
On-Base Percentage	.409	9th
Runs Scored	161	3rd
Hits	227	1st
RBI	143	T-3rd
Doubles	44	1st
Triples	6	T-3rd
Home Runs	25	6th
Total Bases	358	1st
Walks	71	10th
Hit by Pitches	20	T-7th
Sacrifice Bunts	21	2nd
Sacrifice Flies	4	T-6th
Stolen Bases	38	4th
PITCHING CATEGORY	Stat	Rank
Earned Run Average	2.94	8th
Opposing Batting Average	.241	8th
Strikeouts	86	10th
FIELDING CATEGORY	Stat	Rank
Fielding Percentage	.963	5th
Chances	679	2nd
Fielding Double Plays	3	T-10th

SC Players in SEC Stats

HITTING CATEGORY	Stat	Rank
Batting Average		
Lauren Lackey	.451	2nd
Samie Garcia	.440	6th
Chelsea Hawkins	.389	15th
Slugging Percentage		
Evan Childs	.770	5th
On Base Percentage		
Lauren Lackey	.494	13th
Runs		
Samie Garcia	25	4th
Evan Childs	22	T-5th
Lauren Lackey	19	T-12th
Hits		
Samie Garcia	37	1st
Lauren Lackey	32	4th
Dana Hathorn	29	T-6th
Chelsea Hawkins	28	T-9th
Evan Childs	27	T-13th
Runs Batted In		
Evan Childs	28	2nd
Chelsea Hawkins	19	T-15th
Doubles		
Kaitlin Westfall	12	1st
Dana Hathorn	8	T-2nd
Samie Garcia	7	T-4th
Evan Childs	6	T-6th
Triples		
Lauren Lackey	3	T-2nd
Home Runs		
Evan Childs	8	T-2nd
Chelsea Hawkins	5	T-11th
Hit by Pitch		
Kaitlin Westfall	4	T-12th
Samie Garcia	4	T-12th
Sacrifice Bunts		
Hannah Milks	5	T-2nd
Sacrifice Flies		
Evan Childs	2	T-4th
Stolen Bases		
Lauren Lackey	8	T-11th
Samie Garcia	6	T-15th
PITCHING CATEGORY	Stat	Rank
Strikeouts		
Katelynn Howser	50	15th
FIELDING CATEGORY	Stat	Rank
Assists		
Evan Childs	47	3rd
Samie Garcia	41	10th
Dana Hathorn	39	T-11th

National Rankings - March 6 (Week 4)*USA Today/NFCA*

Rk	Team	Record	Points	Pre.
1	Alabama (24)	17-0	742	1
2	California (6)	16-0	726	2
3	Florida	19-1	681	3
4	Washington	19-1	661	4
5	Arizona State	20-2	626	5
6	Texas	17-1	606	6
7	Georgia	18-2	564	7
8	Oklahoma	14-3	536	8
9	Tennessee	14-3	503	9
10	Stanford	18-3	470	11
11	Louisiana-Lafayette	17-0	439	12
12	Missouri	10-3	417	13
13	Arizona	16-4	365	15
14	Michigan	15-5	320	16
15	Baylor	14-5	312	10
16	Louisville	15-0	309	17
17	UCLA	14-6	288	14
18	Oregon	13-3	260	18
19	Hawai'i	17-0	223	22
20	Auburn	16-3	168	19
21	Texas A&M	14-7	159	21
22	Florida State	17-3	127	20
23	New Mexico	17-3	87	24
24	North Carolina	14-5	38	RV
25	DePaul	11-4	27	RV

RV: Syracuse 17, Oregon State 16, USF 14, Arkansas 12, Georgia Tech 12, Oklahoma State 10, Utah 9, USC Upstate 3, LSU 1, Nebraska 1, Pacific 1.

ESPN.com/USA Softball

Rk	Team	Record	Points	Pre.
1.	California (16)	16-0	496	1
2.	Alabama (4)	17-0	478	2
3.	Washington	19-1	456	3
4.	Florida	19-1	439	4
5.	Arizona State	20-2	420	5
6.	Texas	17-1	403	6
7.	Georgia	18-2	376	7
8.	Oklahoma	14-3	357	9
9.	Tennessee	14-3	350	8
10.	Stanford	18-3	314	10
11.	Louisiana-Lafayette	17-0	289	12
12.	Missouri	10-3	280	13
13.	Arizona	16-4	260	14
14.	Michigan	15-5	217	15
15.	Oregon	13-3	195	18
16.	Baylor	14-5	192	11
17.	Louisville	15-0	183	19
18.	UCLA	14-6	159	16
T19.	Auburn	16-3	146	17
T19.	Hawaii	17-0	146	22
21.	Texas A&M	14-7	93	21
22.	Florida State	17-3	59	20
T23.	North Carolina	14-5	43	24
T23.	Syracuse	9-6	43	RV
25.	USF	13-4	38	23

RV: New Mexico 30; DePaul 19; Arkansas 3; Georgia Tech 3; Kentucky 3; BYU 2; Mississippi State 2; Oregon State 2; Kansas 1; USC Upstate 1; Massachusetts 1; Utah 1.

South Carolina Defense Downfall in Losses

A common strand ran through the first three Gamecock losses: defensive errors and unearned runs. South Carolina committed seven errors combined and allowed nine unearned runs. Only the Tennessee State game would have stayed without those runs; the rest would all favor the Gamecocks.

Last season, South Carolina went 21-19 when making one or no errors. That record fell to 5-7 in games with two errors. When the Gamecocks made three or more errors, they went 0-4. This season, the Gamecocks are 15-4 when making one or less errors but 3-3 when committing two or more.

Hathorn Leads Gamecocks Past Winthrop

Sophomore second baseman Dana Hathorn has provided stellar defense and clutch offense during her time at South Carolina. In the Feb. 22 win over Winthrop, Hathorn provided two two-run doubles to help lead the team to a 9-1 win in five innings over the Eagles.

Broyles Goes the Distance and More

Redshirt junior Audrey Broyles passed a personal milestone in her first start of 2012, tossing 117 pitches in the complete-game victory over Western Kentucky. That marked the first time since 2010 that Broyles had thrown that many pitches, when she threw 120 in the loss at Florida Atlantic. Broyles felt so strong that she tossed another 1.1 innings against Winthrop immediately following.

The Pembroke Pines, Fla., product leads the Gamecocks with a 2.26 ERA, tossing 40.1 innings this season. She made her first relief appearance of the year on March 11 and held Arkansas scoreless for the final 3.2 innings in the 8-7 comeback win. And when things get tough, she gets better, as the chart shows.

Broyles When Opp. Have	Avg.
Runners	.188
Runners & 2 Outs	.188
Runners in Scoring Position	.179
Runners in Scoring Position & 2 Outs	.143
Bases Loaded	.100

Horseshoes, Hand Grenades, Etc.

In last year's 26-30 season, South Carolina went 7-11 in one-run games and 1-3 in extra-inning affairs. Turning half of those one-run losses into wins would move the Gamecocks a long way to their goal of NCAA Tournament eligibility. The Gamecocks stand at 1-1 in extra-inning games this season, getting a 5-4 victory in eight over Western Kentucky, and stand at 4-3 in one-run games.

South Carolina Offense Posts Back-to-Back 10+ Run Games

South Carolina rebounded from a two-hit effort in the first game against Charleston Southern to post consecutive 10+ run games. The Gamecocks rebounded to with a 11-2 win in five innings over the Buccaneers on the nightcap of Feb. 28 before posting a 13-7 win at Charlotte on Feb. 29. The last time South Carolina scored 10+ in consecutive games was on April 3, 2005 when the Gamecocks run-ruled Kentucky in both halves of a doubleheader in Lexington by scores of 12-2 and 10-1.

On five occasions, the Gamecocks have posted double-digit runs, matching the team's best in the SEC era, hit by last year's squad and the 1997 league champions. The most recent team with more than five is the 1996 group, which posted 10 10+ run outings.

White Getting the Chance to Start and Finish

Senior pitcher Kierstyn White tossed her first career shutout on the trip to Miami. She blanked defending Horizon League champs Illinois-Chicago, coming within two outs of a no-hitter. The two-hit blanking stands out even more, as White tossed 74 pitches in the seven-inning affair.

In the past, White closed out other pitcher's starts, finishing 36 games over her first two years. Now, she has a chance to start and finish them, posting five complete games in 11 starts in '12.

Gamecocks Among Most Experienced Teams in NCAA Division I

South Carolina has 10 seniors listed on the roster for 2012, which is believed to be the most in NCAA Division I this year. Seven position starters return from last year, losing starters at catcher and designated player. When removing two players expected to sit out this year due to injury along with the starts by last year's seniors, the Gamecocks bring back 92.3 percent of their outfield starts and 84.8 percent of infield starts from third to first.

A Much Better Showing in 2011

South Carolina posted one of the best turnarounds in the country last year, the first under Beverly Smith. The 12 1/2 game improvement tied for 12th in NCAA Division I, and the mark was the eighth best for a team that finished 2010 under .500.

Scouting the Mississippi State Bulldogs

The Bulldogs come to Columbia with a 15-9 record and a 1-4 mark in SEC play, dropping a doubleheader at home to Florida and the final two games of the weekend set against Georgia. The Bulldogs have only played three true road games at this point, winning at South Alabama, Samford and Jackson State.

New head coach Vann Stuedeman last served as the pitching coach at Alabama, and she's helped out the Bulldog staff this year. Junior Stephanie Becker has been the best of the bunch, posting a 1.70 ERA and 72 strikeouts against 20 walks in 78.1 innings of work. Junior Kylie Vry has also done well, tossing 51.1 inning and fanning 51 while walking 19, tallying a 1.64 ERA. Opponents hit just .193 against Vry. Notably, three of Mississippi State's five pitchers, including the top two starters and senior Lindsey Dunlap, are southpaws. That trio has tossed 146 of the team's 158 innings.

Sophomore designated player Brittany Bell leads the squad at the plate, posting a .441/.600/.898 line with six homers and 22 RBI. All of those marks stand in the top 11 in the SEC, while she leads the league in on-base percentage and slugging. Junior Jessica Cooley has eight homers and 23 RBI on the year, both tops for the Bulldogs. Sophomore Jessica Offutt gets things going on the basepaths, stealing all nine of the bases she's tried. Offutt's posted a .344 batting average. Senior Ka'ili Smith reaches base at a .489 clip, second among the starters and is tied with Cooley for second on the squad with 18 runs scored.

Series History Versus the Bulldogs

Mississippi State has taken 25 of the previous 47 meetings between the two schools, two of which predate the SEC sponsorship of softball in 1997. The Bulldogs have taken five of six and 16 of 19 dating back to 2005. In Columbia, the Gamecocks are 8-9 against the Magnolia State's Bulldogs.

The Last Series vs. Mississippi State - March 9, 2011

Mississippi State swept the doubleheader on a chilly Wednesday night at the MSU Softball Field by scores of 2-1 and 11-5.

A pair of sixth-inning runs helped Mississippi State capture a 2-1 win over South Carolina in the SEC opener. The Gamecocks had three hits, including a double from centerfielder Lauren Lackey in the contest. Mississippi State got a triple from Brittany Gates among the Bulldogs' four hits.

Despite 2-for-4, two-RBI efforts from Samie Garcia and Dana Hathorn, South Carolina could not hold back Mississippi State, who used two five-run innings to defeat the Gamecocks, 11-5, in the nightcap. Garcia also scored twice, while Lackey added a 2-for-3 night with an RBI. The Bulldogs had four players with two hits, with Briana Bell leading the pack with a pair of runs scored and four RBI.

Scouting the Charlotte 49ers

The 49ers come to Columbia on Wednesday rested, last playing six days earlier in a doubleheader sweep of UNC Greensboro. Overall, Charlotte is 11-10 on the season. Senior Briana Gwaltney has six of the team's 13 homers and has driven in a team-best 18 runs. Freshman Jackie Kleinsmith has a .463/.558/.683 line, leading the team in batting average and on-base percentage. Five 49ers reach base at a .400 clip or better.

Lexi Betancourt leads the team with her 75 innings of work, fanning 43 and walking 17 en route to a 3.17 ERA. Katie Watkins has fanned 50 and walked 20 in 48.2 innings, but she's allowed 11 homers and has a 5.75 ERA.

Series History Versus the 49ers

The Gamecocks are 32-5 all-time against the 49ers in a series that dates back to 1988. South Carolina owns a 17-3 advantages in the contests in Columbia.

The Last Series vs. Charlotte - Feb. 29, 2012

An 18-hit performance that included three homers sent South Carolina to a 13-7 win over Charlotte at D.L. Phillips Complex. Leading the Gamecock offense were Dana Hathorn and Chelsea Hawkins, who both went 3-for-4. Hathorn scored three times and drove in two with her double in the first, while Hawkins plated three and scored twice with a homer and a double. Shelby Gonzales, Lauren Lackey, Kaitlin Westfall and Evan Childs all recorded two hits, with Childs and Gonzales hitting homers and Gonzales driving in three. Kaela Jackson also drove in two with her pinch-hit RBI double in the sixth.

Offensive Improvement Easy to See from '10 to '11

In 2011, the Garnet and Black tallied a batting average that was 51 points better than 2010 (.267-.216), an on-base percentage 54 points improved (.341-.287) and a slugging percentage 94 points better (.382-.288). From 2010 to 2011, the Gamecocks posted 89 more runs, 130 more hits, 14 more doubles, 10 more triples, 16 more homers, 36 more walks and 66 more stolen bases in '11. They also had 76 less strikeouts in 253 more at bats.

Hitting Streaks	Long '12	Current	Career Long
Samie Garcia	21	2	21
Lauren Lackey	12	8	12
Evan Childs	6	3	7
Dana Hathorn	6	2	6
Kaitlin Westfall	5	4	7
Chelsea Hawkins	5	-	5
Shelby Gonzales	4	4	4
Hannah Milks	3	-	5
Molly Brossart	3	1	3
Lacey Rother	3	-	3
Olivia Lawrence	2	2	2
Codee Yeske	2	-	2
Kaela Jackson	1	-	1
Jackie Slawson	-	-	3
Sam Arbaugh	-	-	1

Reached Base Streaks	Long '12	Current	Career Long
Samie Garcia	21	2	21
Evan Childs	18	3	18
Lauren Lackey	12	8	12
Kaitlin Westfall	10	4	10
Dana Hathorn	7	2	9
Shelby Gonzales	7	7	7
Chelsea Hawkins	6	-	6
Molly Brossart	5	3	12
Olivia Lawrence	4	2	4
Hannah Milks	4	-	14
Lacey Rother	3	-	3
Codee Yeske	2	-	2
Kaela Jackson	1	-	1
Jackie Slawson	-	-	3

Pitches Seen Per Plate Appearance			
	PA	NP	Avg.
Sam Arbaugh	4	14	3.50
Molly Brossart	69	249	3.61
Evan Childs	90	303	3.37
Samie Garcia	94	272	2.89
Shelby Gonzales	57	235	4.12
Dana Hathorn	88	296	3.36
Chelsea Hawkins	77	315	4.09
Kaela Jackson	18	59	3.28
Lauren Lackey	80	248	3.10
Olivia Lawrence	27	123	4.56
Hannah Milks	49	159	3.24
Kylie Morin	1	1	1.00
Lacey Rother	34	136	4.00
Jackie Slawson	2	11	5.50
Kaitlin Westfall	94	352	3.74
Codee Yeske	14	60	4.29

Pitches Thrown Per Plate Appearance			
	BF	NP	Avg.
Audrey Broyles	178	664	3.73
Katelynn Howser	290	1176	4.06
Kierstyn White	269	850	3.16

Gamecocks in South Carolina's Career Top Performers Lists

HITTING CATEGORY	Stat	Rank
Batting Average		
Lauren Lackey	.298	14th
Runs Per Game		
Lauren Lackey	0.42	18th
Evan Childs	0.41	20th
Hits Per Game		
Samie Garcia	1.21	2nd
Doubles		
Kaitlin Westfall	27	18th
Doubles Per Game		
Kaitlin Westfall	0.17	10th
Evan Childs	0.14	17th
Triples		
Lauren Lackey	8	T-12th
Triples Per Game		
Lauren Lackey	0.05	12th
Home Runs		
Evan Childs	14	T-9th
Kaitlin Westfall	9	T-18th
Home Runs Per Game		
Evan Childs	0.08	4th
Kaitlin Westfall	0.06	16th
On-Base Percentage		
Lauren Lackey	.356	14th
Kaitlin Westfall	.340	19th
Slugging Percentage		
Kaitlin Westfall	.418	12th
Evan Childs	.386	20th
RBI Per Game		
Evan Childs	0.42	15th
Walks Per Game		
Molly Brossart	0.42	3rd
Stolen Bases		
Lauren Lackey	25	T-13th
Hannah Milks	23	T-15th
Samie Garcia	21	T-18th
Stolen Bases Percentage		
Evan Childs	.933 (14-15)	6th
Lauren Lackey	.862 (25-29)	16th
Hannah Milks	.852 (23-27)	T-18th
Stolen Bases Per Game		
Samie Garcia	0.26	4th
Hannah Milks	0.19	9th
Kylie Morin	0.17	11th
Dana Hathorn	0.17	T-12th
Lauren Lackey	0.14	16th
Hit by Pitch		
Kaitlin Westfall	15	3rd
Samie Garcia	10	T-11th
Evan Childs	9	T-16th
Lauren Lackey	8	T-18th
Sacrifice Flies		
Evan Childs	5	T-10th
Molly Brossart	4	T-15th

Offense (and Speed) Return Almost Fully from Last Year

South Carolina has a lot of offense returning from last year's team. In almost every major category (minus doubles and sacrifice flies), the Gamecocks have at least two-thirds of their firepower back. Most exciting is the 96 percent of stolen bases back from last year, the highest percentage of any stat. The chart below shows the full breakdown of what comes back for Beverly Smith's team.

HITTING CATEGORY	Stat	% Back
Runs Scored	222	82%
Hits	395	76%
Doubles	63	59%
Triples	16	69%
Home Runs	25	76%
RBI	182	71%
Total Bases	565	73%
Walks	137	66%
Sacrifice Bunts	42	93%
Sacrifice Flies	15	62%
Stolen Bases	79	96%

And the Pitching Has Picked Up, Too

The Gamecock offense was not the only thing that improved from '10 to '11. The team's ERA finished more than a run and a half better than in '10 (3.31-4.97). South Carolina tossed four more complete games and seven more shutouts than the year before, and opponents hit 66 points lower (.253-.319) against the team. In roughly 60 more innings, the Gamecocks compiled four more strikeouts and just one more walk.

Strong Weekend Propels Quartet Onto Gamecock Invite Team

Even in a rain-shortened event, the Gamecocks stood out, running to another title and claiming four spots on the all-tournament team. Samie Garcia earned the Gamecock Invitational MVP after going 7-for-11 in the event and leading the Gamecocks in runs and stolen bases. She was joined by three seniors: Evan Childs (three runs, four RBI, double and homer), Lauren Lackey (.545 batting average, two stolen bases) and Kierstyn White (two complete game wins).

Quartet Claim Palmetto Classic All-Tourney Honors

South Carolina took home the team title from the Palmetto Classic, and four Gamecocks led the way on the all-tournament team. Senior Kaitlin Westfall claimed MVP honors, leading South Carolina with five RBI on the weekend. Joining her on the team was another senior, Evan Childs, who posted a huge day in the win over Cleveland State. Sophomore Dana Hathorn captured a spot, collecting a hit in each of the four games, while redshirt junior Audrey Broyles also garnered recognition. Broyles had the complete-game win over Western Kentucky, an eight-inning affair.

There's Plenty of Depth Again

South Carolina's softball roster this season is comprised of 22 student-athletes, one less than last year. And after a year of work for 16 of those, there is a viable backup at every position who could see time for a variety of reasons. Two players, Kelley Dillon and Julie Sarratt, are likely out for the year due to offseason surgeries.

PITCHING CATEGORY	Stat	Rank	PITCHING CATEGORY (Cont.)	Stat	Rank
Appearances			Strikeouts to Walk Ratio		
Kierstyn White	79	13th	Audrey Broyles	3.41	7th
Audrey Broyles	73	16th	Saves		
Games Started			Audrey Broyles	3	T-9th
Audrey Broyles	61	T-12th	Kierstyn White	3	T-9th
Relief Appearances			Katelynn Howser	3	T-9th
Kierstyn White	53	T-2nd	Wild Pitches		
Strikeouts			Kierstyn White	28	4th
Audrey Broyles	250	12th	Hit Batters		
Strikeouts Per 7 Innings Pitched			Audrey Broyles	25	5th
Audrey Broyles	5.37	8th	Kierstyn White	15	13th

Numerical Roster

No	Name	Pos.	B/T	Ht.	Class	EX	Hometown/Previous School
1	Molly Brossart	1B	R/R	5-8	Sr.	1L	Tucson, Ariz./Yavapai College
4	Lauren Lackey	OF	L/R	5-6	Sr.	3L	Lake Elsinore, Calif./Temescal Canyon
9	Kristen Struett	OF/P	R/R	5-7	Fr.	HS	Westminster, Calif./Marina
10	Chelsea Hawkins	OF	R/R	5-6	So.	1L	Piedmont, S.C./Wren
11	Evan Childs	IF	R/R	5-10	Sr.	3L	Conway, S.C./Conway
12	Samie Garcia	IF	L/R	5-6	Jr.	1L	Downey, Calif./Cerritos College
13	Kelley Dillon	IF	R/R	5-7	Sr.	1L	Hanahan, S.C./College of Charleston
14	Kylie Morin	IF	L/R	5-7	Sr.	1L	Salem, Ore./Yavapai College
15	Lacey Rother	C/1B	R/R	5-11	Fr.	HS	Long Beach, Calif./Lakewood
16	Sam Arbaugh	IF	R/R	5-1	Sr.	3L	Aiken, S.C./Aiken
17	Shelby Gonzales	C	R/R	5-8	Jr.	TR	Moses Lake, Wash./North Idaho College
18	Codee Yeske	IF	R/R	5-8	So.	TR	Lexington, S.C./Presbyterian
20	Kaitlin Westfall	OF	R/R	5-6	Sr.	3L	Macon, Ga./Mount de Sales Academy
21	Kierstyn White	P	R/R	5-10	Sr.	3L	Columbia, S.C./Irmo
22	Jackie Slawson	OF	L/R	5-8	Sr.	1L	Ladson, S.C./Spartanburg Methodist College
23	Julie Sarratt	P/1B	R/R	5-4	So.	1L	Gaffney, S.C./Gaffney
24	Dana Hathorn	IF	R/R	5-6	So.	1L	Orlando, Fla./Timber Creek
25	Olivia Lawrence	C/1B	L/R	5-6	Fr.	HS	Woodstown, N.J./Gloucester Catholic
30	Kaela Jackson	OF	R/R	5-6	R-Sr.	1L	Morristown, Tenn./Chattanooga State Community College
33	Katelynn Howser	P	R/R	5-8	Fr.	HS	Woodstock, Ga./Sequoyah
42	Hannah Milks	OF	R/R	5-5	Jr.	2L	Greenville, S.C./Wade Hampton
80	Audrey Broyles	P	R/R	5-10	R-Jr.	2L	Pembroke Pines, Fla./Pembroke Pines Charter

Alphabetical Roster

No	Name	Pos.	B/T	Ht.	Class	EX	Hometown/Previous School
16	Sam Arbaugh	IF	R/R	5-1	Sr.	3L	Aiken, S.C./Aiken
1	Molly Brossart	1B	R/R	5-8	Sr.	1L	Tucson, Ariz./Yavapai College
80	Audrey Broyles	P	R/R	5-10	R-Jr.	2L	Pembroke Pines, Fla./Pembroke Pines Charter
11	Evan Childs	IF	R/R	5-10	Sr.	3L	Conway, S.C./Conway
13	Kelley Dillon	IF	R/R	5-7	Sr.	1L	Hanahan, S.C./College of Charleston
12	Samie Garcia	IF	L/R	5-6	Jr.	1L	Downey, Calif./Cerritos College
17	Shelby Gonzales	C	R/R	5-8	Jr.	TR	Moses Lake, Wash./North Idaho College
24	Dana Hathorn	IF	R/R	5-6	So.	1L	Orlando, Fla./Timber Creek
10	Chelsea Hawkins	OF	R/R	5-6	So.	1L	Piedmont, S.C./Wren
33	Katelynn Howser	P	R/R	5-8	Fr.	HS	Woodstock, Ga./Sequoyah
30	Kaela Jackson	OF	R/R	5-6	R-Sr.	1L	Morristown, Tenn./Chattanooga State Community College
4	Lauren Lackey	OF	L/R	5-6	Sr.	3L	Lake Elsinore, Calif./Temescal Canyon
25	Olivia Lawrence	C/1B	L/R	5-6	Fr.	HS	Woodstown, N.J./Gloucester Catholic
42	Hannah Milks	OF	R/R	5-5	Jr.	2L	Greenville, S.C./Wade Hampton
14	Kylie Morin	IF	L/R	5-7	Sr.	1L	Salem, Ore./Yavapai College
15	Lacey Rother	C/1B	R/R	5-11	Fr.	HS	Long Beach, Calif./Lakewood
23	Julie Sarratt	P/1B	R/R	5-4	So.	1L	Gaffney, S.C./Gaffney
22	Jackie Slawson	OF	L/R	5-8	Sr.	1L	Ladson, S.C./Spartanburg Methodist College
9	Kristen Struett	OF/P	R/R	5-7	Fr.	HS	Westminster, Calif./Marina
20	Kaitlin Westfall	OF	R/R	5-6	Sr.	3L	Macon, Ga./Mount de Sales Academy
21	Kierstyn White	P	R/R	5-10	Sr.	3L	Columbia, S.C./Irmo
18	Codee Yeske	IF	R/R	5-8	So.	TR	Lexington, S.C./Presbyterian

Coaching Staff

Head Coach

Beverly Smith (North Carolina, 1995)

Assistant Coach

Janelle Breneman (Bloomsburg, 1994)

Assistant Coach

Calvin Beamon (UNLV, 2010)

Volunteer Ass't. Coach

Chrissy Schoonmaker (South Carolina, 2007)

Student Ass't. Coach

Ashley Chastain (South Carolina, 2011)

Roster by Class

Senior (10): Sam Arbaugh, Molly Brossart, Evan Childs, Kelley Dillon, Kayla Jackson, Lauren Lackey, Kylie Morin, Jackie Slawson, Kaitlin Westfall, Kierstyn White

Junior (4): Audrey Broyles, Samie Garcia, Shelby Gonzales, Hannah Milks

Sophomore (4): Dana Hathorn, Chelsea Hawkins, Julie Sarratt, Codee Yeske

Freshman (4): Katelynn Howser, Olivia Lawrence, Lacey Rother, Kristen Struett

Roster by Height

5-11 Lacey Rother
5-10 Audrey Broyles, Evan Childs, Kierstyn White
5-8 Molly Brossart, Shelby Gonzales, Katelynn Howser, Jackie Slawson, Codee Yeske
5-7 Kelley Dillon, Kylie Morin, Kristen Struett
5-6 Samie Garcia, Dana Hathorn, Chelsea Hawkins, Kaela Jackson, Lauren Lackey, Olivia Lawrence, Kaitlin Westfall
5-5 Hannah Milks
5-4 Julie Sarratt
5-1 Sam Arbaugh

Roster by State

South Carolina (9): Sam Arbaugh, Evan Childs, Kelley Dillon, Chelsea Hawkins, Hannah Milks, Julie Sarratt, Jackie Slawson, Kierstyn White, Codee Yeske
California (4): Samie Garcia, Lauren Lackey, Lacey Rother, Kristen Struett
Florida (2): Audrey Broyles, Dana Hathorn
Georgia (2): Katelynn Howser, Kaitlin Westfall
Arizona (1): Molly Brossart
New Jersey (1): Olivia Lawrence
Oregon (1): Kylie Morin
Tennessee (1): Kaela Jackson
Washington (1): Shelby Gonzales

#1 - Molly Brossart

1B - R/R - 5-8 - Sr. - Tucson, Ariz.

- Started 24 games at first base
- Errorless through 139 chances
- 2-for-3 with two runs and two RBI vs. Villanova (2/19)



PROFILE



GBG STATS

2012	Game Highs	Career
4, 2x, last at UC Riverside 3/3	AB	5, vs. Providence, 3/5/11
2, 2x, last vs. Villanova 2/19	R	Same
2 vs. Villanova 2/19	H	3, at Longwood-2, 4/9/11
2, 2x, last vs. Charleston So.-2, 2/28	RBI	3, at USC Upstate, 4/13/11
1 vs. Arkansas 3/9	2B	1, 6x, last vs. Arkansas 3/9/12
N/A	3B	N/A
1 vs. Charleston Southern-2, 2/28	HR	1, 4x, last vs. Charleston So.-2, 2/28/12
2 vs. Cleveland State 2/12	BB	2, 4x, last vs. Cleveland State 2/12/12
1 vs. Providence 2/17	SB	Same

Brossart's Season-By-Season Batting Statistics

Year	Avg.	GP	GS	AB	R	H	2B	3B	HR	RBI	TB	SLG	BB	HBP	K	GDP	OBP	SF	SH	SB-ATT	PO	A	E	FLD%
2011	.212	49	44	113	3	24	5	0	3	18	38	.336	22	5	27	0	.357	3	4	0-0	287	10	4	.987
2012	.236	24	24	55	8	13	1	0	1	7	17	.309	9	1	10	0	.348	1	3	1-1	137	2	0	1.000
TOTAL	.220	73	68	168	11	37	6	0	4	25	55	.327	31	6	37	0	.354	4	7	1-1	424	12	4	.991

#4 - Lauren Lackey

OF - L/R - 5-6 - Sr. - Lake Elsinore, Calif.

- Started every game in center field
- Leads team with eight stolen bases and three triples
- Tripled in consecutive games at FIU (2/19)
- Posted career-best 12-game hitting streak (2/17-29)



PROFILE



GBG STATS

2012	Game Highs	Career
4, 6x, last vs. Arkansas 3/10	AB	5, 2x, last vs. Loyola, 2/27/10
3 vs. Villanova 2/19	R	3, vs. Mississippi, 3/11/11
3 vs. Presbyterian 2/25	H	3, 5x, last vs. Presbyterian 2/25/12
3, 2x, last at UC Riverside 3/3	RBI	3, 5x, last at UC Riverside 3/3/12
1, 2x, last vs. Arkansas 3/11	2B	1, 9x, last vs. Arkansas 3/11/12
1, 3x, last vs. Maine 3/2	3B	1, 8x, last vs. Maine 3/2/12
N/A	HR	1 vs. Georgetown, 2/18/11
1, 6x, last vs. Arkansas 3/9	BB	2 vs. North Florida, 2/14/09
2 vs. George Washington 2/26	SB	2, 3x, last vs. George Washington 2/26/12

Lackey's Season-By-Season Batting Statistics

Year	Avg.	GP	GS	AB	R	H	2B	3B	HR	RBI	TB	SLG	BB	HBP	K	GDP	OBP	SF	SH	SB-ATT	PO	A	E	FLD%
2009	.212	41	38	99	10	21	3	0	0	5	24	.242	10	3	20	0	.301	1	7	2-4	42	2	1	.978
2010	.229	51	51	140	17	32	3	1	0	8	37	.264	11	3	25	0	.297	1	7	0-2	54	7	1	.984
2011	.350	56	56	140	26	49	2	4	1	12	62	.443	7	2	26	0	.387	1	2	15-15	82	4	1	.989
2012	.451	25	25	71	19	32	2	3	0	12	40	.563	6	0	7	0	.494	0	3	8-8	33	1	1	.971
TOTAL	.298	173	170	450	72	134	10	8	1	37	163	.362	34	8	78	0	.356	3	19	25-29	211	14	4	.983

#9 - Kristen Struett

OF/P - R/R - 5-7 - Fr. - Westminster, Calif.

- Has yet to play this season



PROFILE



GBG STATS

2012	Game Highs - Hitting	Career
N/A	AB	Same
N/A	R	Same
N/A	H	Same
N/A	RBI	Same
N/A	2B	Same
N/A	3B	Same
N/A	HR	Same
N/A	BB	Same
N/A	SB	Same

2012	Game Highs - Pitching	Career
N/A	IP	Same
N/A	K	Same
N/A	H	Same
N/A	R	Same
N/A	ER	Same
N/A	BB	Same

Struett's Season-By-Season Batting Statistics

Year	Avg.	GP	GS	AB	R	H	2B	3B	HR	RBI	TB	SLG	BB	HBP	K	GDP	OBP	SF	SH	SB-ATT	PO	A	E	FLD%
2012	Has Not Played																							

Struett's Season-By-Season Pitching Statistics

Year	ERA	W	L	App	GS	CG	SHO	CBO	SV	IP	H	R	ER	BB	SO	2B	3B	HR	BF	B/Avg	WP	HBP	III.	SFA	SHA
2012	Has Not Played																								

#10 - Chelsea Hawkins
OF - R/R - 5-6 - So. - Piedmont, S.C.

- Tied for team lead with 10 multi-hit games
- Third on the team in slugging percentage
- Went 3-for-4 with two runs scored vs. Arkansas (3/10)



2012	Game Highs	Career
4, 7x, last vs. Arkansas 3/10	AB 4, 8x, last vs. Arkansas 3/10/12	
2, 2x, last vs. Arkansas 3/10	R Same	
3, 2x, last vs. Arkansas 3/10	H Same	
4, vs. Winthrop 2/11	RBI Same	
1, 4x, last at Coastal Carolina-2 3/7	2B 1, 5x, last at Coastal Carolina 3/7/12	
N/A	3B N/A	
1, 5x, last at UC Riverside 3/3	HR 1, 6x, last at UC Riverside 3/3/12	
1, 5x, last vs. UC Davis 3/4	BB 2, 2x, last vs. Stony Brook, 3/6/11	
1, 2x, last vs. George Washington 2/26	SB Same	

Year	Avg.	GP	GS	AB	R	H	2B	3B	HR	RBI	TB	SLG	BB	HBP	K	GDP	OBP	SF	SH	SB-ATT	PO	A	E	FLD%
2011	.179	24	10	39	3	7	1	0	1	11	.282	5	0	15	0	.273	0	1	0-1	9	2	0	1.000	
2012	.389	24	24	72	11	28	4	0	5	19	.653	5	0	16	0	.429	0	0	2-2	9	1	1	.909	
TOTAL	.315	48	34	111	14	35	5	0	6	20	.523	10	0	31	0	.372	0	1	2-3	18	3	1	.955	

#11 - Evan Childs
IF - R/R - 5-10 - Sr. - Conway, S.C.

- Started every game at third base
- Leads the team in slugging (.770) and multi-RBI games (7)
- Hit 2 HR, including walkoff shot, vs. Arkansas (3/11)
- Went 4-for-4 with two doubles and a homer in the win over Cleveland State (2/12)



2012	Game Highs	Career
5 at Charlotte 2/29	AB 5, 4x, last at Charlotte 2/29/12	
2, 7x, last vs. Arkansas 3/11	R 2, 11x, last vs. Arkansas 3/11/12	
4 vs. Cleveland State 2/12	H Same	
4, 2x, last vs. Arkansas 3/11	RBI 4, 4x, last vs. Arkansas 3/11/12	
2 vs. Cleveland State 2/12	2B 3, vs. Longwood-2 2/16/10	
N/A	3B 1, 2x, last vs. Stony Brook 3/6/11	
2 vs. Arkansas 3/11	HR 2, 2x, last vs. Arkansas 3/11/12	
2 vs. Winthrop 2/22	BB 2, 3x, last vs. Winthrop 2/22/12	
1, 4x, last vs. UC Davis 3/4	SB 1, 13x, last vs. UC Davis 3/4/12	

Year	Avg.	GP	GS	AB	R	H	2B	3B	HR	RBI	TB	SLG	BB	HBP	K	GDP	OBP	SF	SH	SB-ATT	PO	A	E	FLD%
2009	.180	44	42	128	17	23	4	0	4	17	.305	10	2	34	0	.250	0	2	3-3	93	79	11	.940	
2010	.208	50	47	125	15	26	9	1	0	17	.296	15	2	42	0	.299	2	1	1-1	90	80	19	.899	
2011	.227	51	40	119	16	27	4	1	2	10	.328	4	3	20	1	.268	1	4	5-6	56	89	16	.901	
2012	.365	25	25	74	22	27	6	0	8	28	.770	10	2	9	0	.443	2	2	5-5	39	47	5	.945	
TOTAL	.231	170	154	446	70	103	23	2	14	72	.386	39	9	105	1	.303	5	9	14-15	278	295	51	.918	

#12 - Samie Garcia
IF - L/L - 5-6 - Jr. - Downey, Calif.

- Started every game at shortstop
- Posted the longest hitting streak since 1999 earlier this year of 21 games
- MVP of the Gamecock Invitational
- Led the team with nine RBI in FIU tourney (2/17-19)



2012	Game Highs	Career
5 vs. Winthrop 2/11	AB 5, 2x, last vs. Winthrop 2/11/12	
3, 2x, last vs. Maine 3/2	R Same	
4 vs. Presbyterian 2/25	H 4, 2x, last vs. Presbyterian 2/25/12	
4 vs. Providence 2/17	RBI Same	
1, 7x, last vs. Arkansas 3/11	2B 1, 14x, last vs. Arkansas 3/11/12	
1 vs. Maine 3/2	3B 1, 4x, last vs. Maine 3/2/12	
1, 3x, last vs. Charleston So.-2 2/28	HR 1, 6x, last vs. Charleston So.-2 2/28/12	
1, 2x, last vs. Appalachian State 2/25	BB 2, vs. Seton Hall 3/5/11	
1, 5x, last vs. Maine 3/2	SB 2, 2x, last vs. Charleston Southern 4/5/11	

Year	Avg.	GP	GS	AB	R	H	2B	3B	HR	RBI	TB	SLG	BB	HBP	K	GDP	OBP	SF	SH	SB-ATT	PO	A	E	FLD%
2011	.332	56	56	184	31	61	7	3	3	20	.451	16	6	13	0	.403	0	8	15-20	84	116	17	.922	
2012	.440	25	25	84	25	37	7	1	3	18	.655	2	4	5	1	.473	1	3	6-7	34	41	5	.938	
TOTAL	.366	81	81	268	56	98	14	4	6	38	.515	18	10	18	1	.424	1	11	21-27	118	157	22	.926	

#13 - Kelley Dillon
IF - R/R - 5-7 - Sr. - Hanahan, S.C.

- Offseason shoulder surgery may cost her the year



2012	Game Highs	South Carolina
N/A	AB 4 (4x, last vs. Winthrop, 5/4/11)	
N/A	R 2 (vs. Georgetown, 2/18/11)	
N/A	H 2 (3x, last vs. Winthrop, 5/4/11)	
N/A	RBI 1 (4x, last vs. Winthrop, 5/4/11)	
N/A	2B 1 (3x, last vs. Elon-1, 2/26/11)	
N/A	3B 1 (at Longwood-2, 4/9/11)	
N/A	HR N/A	
N/A	BB 2 (at Winthrop, 3/2/11)	
N/A	SB 1 (2x, last vs. Michigan State, 2/20/11)	

Year	Avg.	GP	GS	AB	R	H	2B	3B	HR	RBI	TB	SLG	BB	HBP	K	GDP	OBP	SF	SH	SB-ATT	PO	A	E	FLD%
2011	.171	29	26	70	10	12	3	1	0	4	.243	7	1	19	1	.253	1	2	2-2	50	31	4	.953	
2012																								
TOTAL	.171	29	26	70	10	12	3	1	0	4	.243	7	1	19	1	.253	1	2	2-2	50	31	4	.953	

#14 - Kylie Morin
IF - L/R - 5-7 - Sr. - Salem, Ore.

- Used as a pinch runner in 16 games
- 4-for-5 in stolen-base tries



2012	Game Highs	Career
1 vs. Charleston Southern-2 2/28	AB	3, vs. Georgetown, 2/18/11
1, 8x, last vs. Arkansas 3/9	R	1, 21x, last vs. Arkansas 3/9/12
N/A	H	Same
N/A	RBI	Same
N/A	2B	Same
N/A	3B	Same
N/A	HR	Same
N/A	BB	Same
1, 3x, last vs. Charleston So.-2 2/28	SB	1, 9x, last vs. Charleston So.-2 2/28/12

Year	Avg.	GP	GS	AB	R	H	2B	3B	HR	RBI	TB	SLG	BB	HBP	K	GDP	OBP	SF	SH	SB-ATT	PO	A	E	FLD%
2011	.000	42	2	3	13	0	0	0	0	0	0	.000	0	0	0	0	.000	0	0	6-9	0	0	0	.000
2012	.000	17	0	1	8	0	0	0	0	0	0	.000	0	0	0	0	.000	0	0	4-5	0	0	0	.000
TOTAL	.000	59	2	4	21	0	0	0	0	0	0	.000	0	0	0	0	.000	0	0	10-14	0	0	0	.000

#15 - Lacey Rother
C/1B - R/R - 5-11 - Fr. - Long Beach, Calif.

- Tied for fourth on the team with nine walks
- Hit her first homer in Maine (3/2) win



2012	Game Highs	Career
3, 5x, last at Coastal Carolina-1 3/7	AB	Same
1 vs. Maine 3/2	R	Same
2 vs. Maine 3/2	H	Same
3 vs. Maine 3/2	RBI	Same
N/A	2B	Same
N/A	3B	Same
1 vs. Maine 3/2	HR	Same
2 at UC Riverside 3/3	BB	Same
N/A	SB	Same

Year	Avg.	GP	GS	AB	R	H	2B	3B	HR	RBI	TB	SLG	BB	HBP	K	GDP	OBP	SF	SH	SB-ATT	PO	A	E	FLD%
2012	.292	18	10	24	1	7	0	0	1	6	10	.417	9	1	5	0	.500	0	0	0-0	2	0	0	1.000

#16 - Sam Arbaugh
IF - R/R - 5-1 - Sr. - Aiken, S.C.

- Pinch hit and played third against Winthrop (2/11) and Villanova (2/19)
- Scored in both of her pinch-running chances at FIU



2012	Game Highs	Career
1, 4x, last vs. Maine 3/2	AB	4 vs. Loyola 2/27/10
1, 5x, last vs. Arkansas 3/11	R	3 vs. Loyola 2/27/10
N/A	H	1, 2x, last at No. 12/10 Georgia-1 4/24/10
N/A	RBI	N/A
N/A	2B	N/A
N/A	3B	N/A
N/A	HR	N/A
N/A	BB	1, 2x, last at No. 12/10 Georgia-1, 4/24/10
N/A	SB	N/A

Year	Avg.	GP	GS	AB	R	H	2B	3B	HR	RBI	TB	SLG	BB	HBP	K	GDP	OBP	SF	SH	SB-ATT	PO	A	E	FLD%
2009	.000	12	2	4	2	0	0	0	0	0	0	.000	0	0	2	0	.000	0	1	0-0	4	1	1	.833
2010	.061	26	19	33	4	2	0	0	0	0	2	.061	2	2	17	0	.162	0	4	0-0	36	27	10	.863
2011	Did Not Play																							
2012	.000	10	0	4	5	0	0	0	0	0	0	.000	0	0	1	0	.000	0	0	0-0	0	1	0	1.000
TOTAL	.049	48	21	41	11	2	0	0	0	0	2	.049	2	2	20	0	.133	0	5	0-0	40	29	11	.863

#17 - Shelby Gonzales
C - R/R - 5-8 - Jr. - Moses Lake, Wash.

- Started 19 games at catcher
- Went 2-for-4 with a homer and three RBI at Charlotte (2/29)
- Her first career homer came vs. Presbyterian (2/25)
- First SC hit was two-RBI single vs. Tennessee State (2/10)



2012	Game Highs	Career
4, 2x, last at Charlotte 2/29	AB	Same
2 at UC Riverside 3/3	R	Same
2, 2x, last at Charlotte 2/29	H	Same
3 at Charlotte 2/29	RBI	Same
N/A	2B	Same
N/A	3B	Same
1, 3x, last at UC Riverside 3/3	HR	Same
2, 2x, last at UC Riverside 3/3	BB	Same
N/A	SB	Same

Year	Avg.	GP	GS	AB	R	H	2B	3B	HR	RBI	TB	SLG	BB	HBP	K	GDP	OBP	SF	SH	SB-ATT	PO	A	E	FLD%
2012	.286	22	19	42	6	12	0	0	3	10	21	.500	11	2	5	0	.455	0	2	0-0	80	8	1	.989

#18 - Codee Yeske
IF - R/R - 5-8 - So. - Lexington, S.C.

- Appeared in 11 games
- Posted first homer vs. Maine (3/2)
- Hit by a pitch twice and scored a run vs. Winthrop (2/11)



2012	Game Highs	Carolina
3 vs. Jacksonville 2/19	AB	Same
1, 2x, last vs. Maine 3/2	R	Same
1, 2x, last vs. Maine 3/2	H	Same
2 vs. Maine 3/2	RBI	Same
N/A	2B	Same
N/A	3B	Same
1 vs. Maine 3/2	HR	Same
N/A	BB	Same
1 at Charlotte 2/29	SB	Same

Year	Avg.	GP	GS	AB	R	H	2B	3B	HR	RBI	TB	SLG	BB	HBP	K	GDP	OBP	SF	SH	SB-ATT	PO	A	E	FLD%
2012	.154	11	1	13	2	2	0	0	1	2	5	.385	0	2	5	0	.267	0	0	1-1	1	1	1	.667

#20 - Kaitlin Westfall
OF - R/R - 5-6 - Sr. - Macon, Ga.

- Leads the SEC with 12 doubles
- MVP of the Palmetto Classic
- Went 2-for-4 with a double, a triple and three RBI, including two game-tying ones, vs. Western Kentucky (2/11)



2012	Game Highs	Career
5 at Charlotte 2/29	AB	Same
2, 3x, last vs. Arkansas 3/11	R	3 vs. Mississippi 3/13/11
3 vs. Villanova 2/19	H	3, 3x, last vs. Villanova 2/19/12
3 vs. Western Kentucky 2/11	RBI	3, 5x, last vs. Western Kentucky 2/11/12
2, 2x, last vs. Villanova 2/19	2B	2, 2x, last vs. Villanova 2/19/12
1 vs. Western Kentucky 2/11	3B	1, 4x, last vs. Western Kentucky 2/11/12
1, 2x, last vs. Maine 3/2	HR	1, 9x, last vs. Maine 3/2/12
2 vs. Illinois-Chicago 2/18	BB	2, 6x, last vs. Illinois-Chicago 2/18/12
1, 3x, last vs. Charleston So.-2 2/28	SB	1, 5x, last vs. Charleston So.-2 2/28/12

Year	Avg.	GP	GS	AB	R	H	2B	3B	HR	RBI	TB	SLG	BB	HBP	K	GDP	OBP	SF	SH	SB-ATT	PO	A	E	FLD%
2009	.162	31	12	37	7	6	2	1	0	3	10	.270	0	2	12	0	.205	0	1	1-1	0	0	0	.000
2010	.176	47	40	108	8	19	6	0	2	9	31	.287	8	5	31	0	.264	0	3	0-0	50	2	0	1.000
2011	.300	53	52	150	19	45	7	2	5	27	71	.473	16	4	20	0	.378	2	6	1-3	75	8	1	.988
2012	.303	25	25	76	16	23	12	1	2	18	43	.566	12	4	9	0	.424	0	2	3-3	44	1	3	.938
TOTAL	.251	156	129	371	50	93	27	4	9	57	155	.418	36	15	72	0	.340	2	12	5-7	169	11	4	.978

#21 - Kierstyn White
P - R/R - 5-10 - Sr. - Columbia, S.C.

- Posted her first career shutout in 5-0 win over Illinois-Chicago (2/18)
- Now has seven career complete games, five this year



2012	Game Highs	Career
7.0, 4x, last vs. Charleston So.-1 2/28	IP	7.0, 5x, last vs. Charleston So.-1 2/28/12
3, 2x, last vs. Charleston So.-1 2/28	K	6 vs. Seton Hall, 3/5/11
9 vs. Appalachian State 2/25	H	13 at Kentucky-1, 4/10/10
5 at Charlotte 2/29	R	11 at Kentucky-1, 4/10/10
5 at Charlotte 2/29	ER	11 at Kentucky-1, 4/10/10
3, 3x, last vs. Charleston So.-1 2/28	BB	5, 3x, last at No. 12/10 Georgia, 4/25/10

Year	ERA	W	L	App	GS	CG	SHO	CBO	SV	IP	H	R	ER	BB	SO	2B	3B	HR	BF	B/Avg	WP	HBP	III.	SFA	SHA
2009	2.69	9	4	32	9	0	0	3	3	86.0	91	44	33	36	45	11	5	3	398	.271	9	9	1	1	16
2010	8.32	0	2	18	2	1	0	0	0	37.0	79	58	44	28	19	14	1	8	218	.436	11	2	0	3	4
2011	4.30	2	3	13	4	1	0	0	0	27.2	35	24	17	18	11	2	0	3	143	.292	5	2	2	0	3
2012	3.91	6	4	16	11	5	1	0	0	57.1	63	37	32	25	16	9	1	8	269	.269	3	2	1	1	7
TOTAL	4.24	17	13	79	26	7	1	3	3	208.0	268	163	126	107	91	36	7	22	1028	.308	28	15	4	5	30

#22 - Jackie Slawson
OF - L/R - 5-8 - Sr. - Ladson, S.C.

- Pinch ran in 14 games, scoring eight times



2012	Game Highs	Career
1, 2x, last vs. Maine 3/2	AB	3 at LSU 5/7/11
1, 8x, last vs. Arkansas 3/11	R	1, 27x, last vs. Arkansas 3/11/12
N/A	H	1, 3x, last at LSU 5/7/11
N/A	RBI	N/A
N/A	2B	N/A
N/A	3B	N/A
N/A	HR	N/A
N/A	BB	N/A
1, 2x, last at Charlotte 2/29	SB	1, 8x, last at Charlotte 2/29/12

Year	Avg.	GP	GS	AB	R	H	2B	3B	HR	RBI	TB	SLG	BB	HBP	K	GDP	OBP	SF	SH	SB-ATT	PO	A	E	FLD%
2011	.429	43	3	7	19	3	0	0	0	0	3	.429	0	1	2	0	.500	0	0	6-13	0	0	0	.000
2012	.000	15	0	2	8	0	0	0	0	0	0	.000	0	0	0	0	.000	0	0	3-3	0	0	0	.000
TOTAL	.333	58	3	9	27	3	0	0	0	0	3	.333	0	1	2	0	.400	0	0	9-16	0	0	0	.000

#23 - Julie Sarratt
P/1B - R/R - 5-4 - So. - Gaffney, S.C.

- Offseason surgery may keep her out for 2012



2012	Game Highs - Hitting	Career
N/A	AB .4, 3x, last vs. No. 20/16 Kentucky, 4/24/11	
N/A	R .1, 3x, last vs. Charleston Southern, 4/5/11	
N/A	H .2, 3x, last vs. Charleston Southern, 4/5/11	
N/A	RBI .2, 2x, last vs. Mississippi, 3/12/11	
N/A	2B .1, 4x, last vs. No. 20/16 Kentucky, 4/24/11	
N/A	3B N/A	
N/A	HR1, 2x, last vs. Mississippi, 3/12/11	
N/A	BB1 vs. Michigan State, 2/20/11	
N/A	SBN/A	

2011	Game Highs - Pitching	Career
N/A	IP8.1 at No. 23/24 Auburn, 3/20/11	
N/A	K9 vs. Florida Gulf Coast, 2/19/11	
N/A	H11 at No. 23/24 Auburn, 3/20/11	
N/A	R6, 2x, last at No. 11 Tennessee, 3/26/11	
N/A	ER6, 2x, last at No. 11 Tennessee, 3/26/11	
N/A	BB4, 3x, last vs. No. 5/7 Florida, 4/30/11	

Sarratt's Season-By-Season Batting Statistics																								
Year	Avg.	GP	GS	AB	R	H	2B	3B	HR	RBI	TB	SLG	BB	HBP	K	GDP	OBP	SF	SH	SB-ATT	PO	A	E	FLD%
2011	.250	31	20	64	3	16	4	0	2	9	26	.406	1	1	20	0	.273	0	0	0-0	35	13	0	1.000
2012	Has Not Played																							
TOTAL	.250	31	20	64	3	16	4	0	2	9	26	.406	1	1	20	0	.273	0	0	0-0	35	13	0	1.000

Sarratt's Season-By-Season Pitching Statistics																									
Year	ERA	W	L	App	GS	CG	SHO	CBO	SV	IP	H	R	ER	BB	SO	2B	3B	HR	BF	B/Avg	WP	HBP	Ill.	SFA	SHA
2010	3.21	8	8	27	15	6	3	1	2	100.1	86	51	46	38	69	18	0	17	434	.230	1	10	0	4	8
2012	Has Not Played																								
TOTAL	3.21	8	8	27	15	6	3	1	2	100.1	86	51	46	38	69	18	0	17	434	.230	1	10	0	4	8

#24 - Dana Hathorn
IF - R/R - 5-6 - So. - Orlando, Fla.

- Started every game at second base
- Went 3-for-4 with a double and three runs scored at Charlotte (2/29)
- Two two-run doubles vs. Winthrop (2/22)



2012	Game Highs	Career
4, 12x, last vs. Arkansas 3/10	AB4, 25x, last vs. Arkansas 3/10/12	
3 at Charlotte 2/29	RSame	
3, 2x, last at Charlotte 2/29	H3, 4x, last at Charlotte 2/29/12	
4 vs. Winthrop 2/22	RBISame	
2 vs. Winthrop 2/22	2BSame	
1 vs. George Washington 2/26	3B .1, 2x, last vs. George Washington 2/26/12	
N/A	HR1 at Arkansas-1 4/16/11	
1, 2x, last vs. Maine 3/2	BB1, 11x, last vs. Maine 3/2/12	
1 vs. Western Kentucky 2/11	SB2, 3x, last at Arkansas 4/17/11	

Hathorn's Season-By-Season Batting Statistics																								
Year	Avg.	GP	GS	AB	R	H	2B	3B	HR	RBI	TB	SLG	BB	HBP	K	GDP	OBP	SF	SH	SB-ATT	PO	A	E	FLD%
2011	.280	53	50	157	27	44	5	1	1	28	54	.344	9	2	15	0	.325	1	4	12-13	114	98	4	.981
2012	.349	25	25	83	16	29	8	1	0	14	39	.470	2	3	4	0	.386	0	0	1-4	54	39	4	.959
TOTAL	.304	78	75	240	43	73	13	2	1	42	93	.388	11	5	19	0	.346	1	4	13-17	168	137	8	.974

#25 - Olivia Lawrence
C/IF - L/R - 5-6 - Fr. - Woodstown, N.J.

- Started six times (5 at C, 1 at 1B)
- Pinch-hit RBI single vs. Arkansas (3/11) pivotal in win
- Hit her first career homer at Coastal (3/7)
- Went 2-for-4 with a double and an RBI vs. Winthrop (2/11)



2012	Game Highs	Career
4 vs. Winthrop 2/11	ABSame	
2 vs. Villanova 2/19	RSame	
2 vs. Winthrop 2/11	HSame	
2 at Coastal Carolina-2 3/7	RBISame	
1 vs. Winthrop 2/11	2BSame	
N/A	3BSame	
1 at Coastal Carolina-2 3/7	HRSame	
1, 2x, vs. Villanova 2/19	BBSame	
N/A	SBSame	

Lawrence's Season-By-Season Batting Statistics																								
Year	Avg.	GP	GS	AB	R	H	2B	3B	HR	RBI	TB	SLG	BB	HBP	K	GDP	OBP	SF	SH	SB-ATT	PO	A	E	FLD%
2012	.280	13	6	25	3	7	1	0	1	4	11	.440	2	0	7	0	.333	0	0	0-0	26	1	1	.964

#30 - Kaela Jackson
OF - R/R - 5-6 - R-Sr. - Morristown, Tenn.

- Drove in two with her pinch-hit double at Charlotte (2/29)



PROFILE



GBG STATS

2012	Game Highs	Career
3, 2x, last vs. Arkansas 3/11	AB	Same
1 at Charlotte 2/29	R	Same
1, 3x, last vs. Arkansas 3/11	H	1, 4x, last vs. Arkansas 3/11/12
2 at Charlotte 2/29	RBI	2, 2x, last at Charlotte 2/29/12
1, 2x, last vs. Arkansas 3/10	2B	Same
N/A	3B	N/A
N/A	HR	N/A
N/A	BB	1, 2x, last vs. No. 5/7 Florida 4/29/11
N/A	SB	N/A

Jackson's Season-By-Season Batting Statistics

Year	Avg.	GP	GS	AB	R	H	2B	3B	HR	RBI	TB	SLG	BB	HBP	K	GDP	OBP	SF	SH	SB-ATT	PO	A	E	FLD%
2011	.143	9	0	7	0	1	0	0	0	2	1	.143	2	0	2	0	.333	0	0	0-0	0	0	0	.000
2012	.176	11	4	17	1	3	2	0	0	2	5	.294	0	0	6	0	.176	0	1	0-0	0	0	0	.000
TOTAL	.167	20	4	24	1	4	2	0	0	4	6	.250	2	0	8	0	.231	0	1	0-0	0	0	0	.000

#33 - Katelynn Howser
P - R/R - 5-8 - Fr. - Woodstock, Ga.

- Made 17 appearances, 10 in relief
- Struck out 10 (and walked 8) in win vs. Presbyterian (2/26)
- Picked up her first career win vs. Winthrop (2/11) and first save vs. Cleveland State (2/12)



PROFILE



GBG STATS

2012	Game Highs	Career
7.0, 2x, last vs. Arkansas 3/10	IP	Same
10 vs. Presbyterian 2/26	K	Same
8 vs. Arkansas 3/10	H	Same
4, 2x, last at UC Riverside 3/3	R	Same
3, 3x, last vs. Arkansas 3/11	ER	Same
8 vs. Presbyterian 2/26	BB	Same

Howser's Season-By-Season Pitching Statistics

Year	ERA	W	L	App	GS	CG	SHO	CBO	SV	IP	H	R	ER	BB	SO	2B	3B	HR	BF	B/Avg	WP	HBP	IP	SFA	SHA
2012	2.50	7	1	17	7	5	0	0	3	64.1	52	27	23	42	50	7	1	8	290	.218	10	3	2	4	2

#42 - Hannah Milks
OF - R/R - 5-5 - Jr. - Greenville, S.C.

- Started 12 games in right field
- Went 2-for-4 with a double and two RBI vs. Winthrop (2/11)



PROFILE



GBG STATS

2012	Game Highs	Career
4, 3x, last vs. Presbyterian 2/25	AB	4, 21x, last vs. Presbyterian 2/26/12
1, 10x, last vs. Arkansas 3/9	R	3, 2x, last vs. Michigan State 3/6/11
2, 2x, last vs. Winthrop 2/22	H	3, 4x, last at Arkansas 4/17/11
2 vs. Winthrop 2/11	RBI	4, at No. 11 Tennessee 3/27/11
1 vs. Winthrop 2/11	2B	1, 10x, last at Longwood-1 4/9/11
N/A	3B	N/A
N/A	HR	1, 3x, last at Arkansas 4/17/11
1, 3x, last vs. Appalachian State 2/25	BB	2, 2x, last at No. 12/10 Georgia-1 4/24/10
1, 4x, last vs. Arkansas 3/10	SB	2, 2x, last vs. Mississippi 3/13/11

Milks' Season-By-Season Batting Statistics

Year	Avg.	GP	GS	AB	R	H	2B	3B	HR	RBI	TB	SLG	BB	HBP	K	GDP	OBP	SF	SH	SB-ATT	PO	A	E	FLD%
2010	.234	46	39	107	14	25	3	0	0	5	28	.262	10	4	30	0	.322	0	5	3-5	22	47	8	.896
2011	.273	49	48	139	26	38	6	0	3	12	53	.381	11	2	20	0	.333	1	10	16-16	56	4	2	.968
2012	.175	22	12	40	10	7	1	0	0	3	8	.200	3	1	5	0	.250	0	5	4-6	22	0	0	1.000
TOTAL	.242	118	100	289	50	70	10	0	3	20	89	.308	24	7	57	0	.315	1	20	23-27	100	51	10	.938

#80 - Audrey Broyles
P - R/R - 5-10 - R-Jr. - Pembroke Pines, Fla.

- Tossed 3.2 innings of scoreless relief in 8-7 win vs. Arkansas (3/11)
- Threw the most innings and pitches since her true sophomore season in the Western Kentucky CG win (2/11)



PROFILE



GBG STATS

2012	Game Highs	Career
8.0, 2x, last vs. Arkansas 3/9	IP	8.1 at Florida Atlantic, 2/28/10
7 vs. Winthrop 2/11	K	14 vs. College of Charleston, 2/7/09
9 vs. Arkansas 3/9	H	10 at Arkansas, 3/11/09
5 vs. Arkansas 3/9	R	7 vs. Mississippi, 3/11/11
5 vs. Arkansas 3/9	ER	6, 3x, last vs. Mississippi, 3/11/11
3, 2x, last vs. Arkansas 3/9	BB	5 vs. No. 2 Florida, 3/7/09

Broyles' Season-By-Season Pitching Statistics

Year	ERA	W	L	App	GS	CG	SHO	CBO	SV	IP	H	R	ER	BB	SO	2B	3B	HR	BF	B/Avg	WP	HBP	Ill.	SFA	SHA
2009	2.67	10	12	33	25	9	2	3	3	144.0	148	67	55	33	130	21	3	15	612	.267	2	9	0	3	13
2010	0.99	3	3	8	7	3	2	0	0	42.1	24	12	6	9	45	5	1	1	165	.161	0	0	0	0	7
2011	3.03	6	10	24	22	4	1	1	0	99.1	82	52	43	29	55	14	3	22	417	.220	2	9	1	0	6
2012	2.26	5	2	8	7	1	0	0	0	40.1	36	16	13	14	20	6	0	5	178	.235	1	7	0	1	3
TOTAL	2.51	24	27	73	61	17	5	4	3	326.0	290	147	117	85	250	46	7	43	1372	.236	5	25	1	4	29

2012 Box Score QR Links



2/10 Tennessee St



2/11 Western Ky.



2/11 Winthrop




2/12 Cleveland St.



2/17 Providence



2/18 Ill.-Chicago



2/18 FIU



2/19 Jacksonville



2/19 Villanova



2/22 Winthrop




2/25 App. State



2/25 Presbyterian



2/25 Geo. Wash.



2/28 Chas. So. 1



2/28 Chas. So. 2



2/29 Charlotte



3/2 Portland State



3/2 Maine



3/3 UC Riverside



3/4 UC Davis




3/7 Coastal 1



3/7 Coastal 2



3/9 Arkansas



3/10 Arkansas



3/11 Arkansas

3/13 Miss. State 1

3/13 Miss. State 2

3/14 Charlotte

3/16 Florida

3/17 Florida