



GAMECOCK VOLLEYBALL

SOUTH CAROLINA

2017

WEEKEND OPPONENTS



Tennessee (11-9, 8-2 Home, 4-7 SEC)
Thompson-Boling Arena // Friday, Nov. 3

ALL-TIME SERIES

Tennessee leads, 37-30 (Since 1974)

LAST MEETING

South Carolina won, 3-1, at home (10/1/17)

SERIES TRENDS

South Carolina now has three straight wins over Tennessee.
This is the first three-game win streak since 2001-02.



#6 Kentucky (19-2, 10-0 Home, 10-0 SEC)
Memorial Coliseum // Sunday, Nov. 5

ALL-TIME SERIES

Kentucky leads, 34-18 (Since 1979)

LAST MEETING

Kentucky won, 3-0, at home (10/21/16)


SERIES TRENDS

The Wildcats have won nine straight in the series, dropping three sets total during the streak.

TABLE OF CONTENTS

- ✓ Quick facts, notes (pgs. 1-3)
- ✓ SEC Standings and Stats (pg. 4)
- ✓ The Last Time... (pg. 5)
- ✓ Match-by-match starters, leaders (pg. 6)
- ✓ Season/SEC Stats, Match Highs (pgs. 7-10)
- ✓ Record Book (pgs. 11-16)
- ✓ Hampton/Player bios (pgs. 17-23)

PROJECTED STARTERS



ROSTER

#	NAME	HT	POSITION	YR	EXP	HOMETOWN (LAST SCHOOL)
1	Claire Edwards	6-2	MB	So.	1L	Columbia, S.C. (River Bluff)
3	Jess Vastine	6-0	LS/OH	Fr.	HS	Tempe, Ariz. (Millenium)
5	Aubrey Ezell	5-8	DS/L	Jr.	2L	Granbury, Texas (Granbury)
6	Courtney Koehler	5-11	Setter	So.	1L	Asheville, N.C. (A.C. Reynolds)
7	Brooke Gostomski	6-0	LS/OH	Fr.	HS	Muskego, Wis. (Muskego)
8	Mikayla Shields	6-0	RS/OH	So.	1L	Orlando, Fla. (Lake Nona)
9	Ellie Popelka	6-2	MB/RS	Fr.	HS	Williamsburg, Va. (Jamestown)
10	Emma Lock	5-9	DS/L	R-So.	1L	Lee's Summit, Mo. (Lee's Summit)
11	Mikayla Robinson	6-2	MB	Fr.	HS	West Dundee, Ill. (Harvest Christian Academy)
12	Courtney Furlong	6-3	LS/OH	Jr.	2L	Oviedo, Fla. (Oviedo)
15	Jesse Turner	6-2	RS/OH	Jr.	2L	Austin, Texas (Westlake)
16	Savannah Murray	5-9	DS/L	So.	1L	St. Augustine, Fla. (Bartram Trail)
20	Alicia Starr	6-0	LS/OH	So.	1L	Blue Springs, Mo. (Blue Springs)
22	Abreia Epps	6-0	LS/OH	Sr.	1L	Columbia, S.C. (UNC-Charlotte)
23	Callie Brown	6-1	MB/RS	Jr.	2L	Summerfield, N.C. (Rockingham County)
25	Courtney McKeag	6-0	RS/OH	R-Jr.	1L	San Juan Capistrano, Calif. (San Juan Hills)

SCHEDULE (10-12, 3-7 SEC)

DATE	OPPONENT	RESULT/TIME
AUG. 25	MERCER %	W, 3-0
AUG. 26	TROY %	W, 3-0
	NORTH FLORIDA %	W, 3-0
Sept. 1	Northwestern #	L, 3-1
	UNC Wilmington #	L, 3-1
Sept. 2	(RV) Duke #	W, 3-1
SEPT. 8	EASTERN KENTUCKY & MIAMI (OHIO) &	W, 3-0
		L, 3-2
SEPT. 9	RADFORD &	L, 3-2
Sept. 15	Georgia Southern \$	W, 3-0
Sept. 16	Texas Tech \$	L, 3-1
	Clemson \$	W, 3-0
Sept. 22	Mississippi State *	W, 3-2
SEPT. 29	LSU *	L, 3-1
OCT. 1	TENNESSEE *	W, 3-1
OCT. 6	GEORGIA	L, 3-2
Oct. 13	Arkansas *	L, 3-0
OCT. 15	OLE MISS *	L, 3-0
Oct. 18	Auburn *	W, 3-1
Oct. 22	Alabama *	L, 3-2
Oct. 27	#4 Florida *	L, 3-0
OCT. 29	AUBURN *	L, 3-1
Nov. 3	Tennessee *	7 p.m.
Nov. 5	#6 Kentucky *	1:30 p.m.
NOV. 8	MISSOURI *	6 P.M.
NOV. 12	ARKANSAS *	1:30 P.M.
NOV. 17	ALABAMA *	7 P.M.
Nov. 19	Texas A&M *	2 p.m.
Nov. 22	Ole Miss *	7:30 p.m.
NOV. 24	MISSISSIPPI STATE *	7 P.M.

All times are Eastern (dates and times subject to change)
Home matches in **BOLD**

% - Gamecock Invitational || & - Duke Invitational || # - Carolina Classic ||
\$ - Clemson Challenge || * SEC Match

GAMECOCK STAFF

Interim Head CoachDottie Hampton
Alma MaterPurdue, 1998
Overall Coaching Record (Years)16-20 (2nd)
Record at Carolina (Years)1-6 (1st)
Associate Head CoachShonda Cole
Alma MaterSouth Carolina
Year at Carolina4th
Assistant CoachAdrianna Culbert
Alma MaterColorado State
Year at Carolina1st
Head Athletic TrainerJenn Herod
Volunteer AssistantJulian Welsh-White
Director of OperationsAlyssa Taylor
Graduate AssistantMaddie Hills

QUICK FACTS

Location Columbia, S.C.
 Founded 1801
 Enrollment 32,972
 Colors Garnet (PMS 202C) & Black
 Nickname Gamecocks
 Mascot Cockey
 Affiliation NCAA Division I
 Conference Southeastern (SEC)
 President Dr. Harris Pastides
 Athletics Director Ray Tanner
 Senior Associate AD/SWA Judy Van Horn
 Home Court (Capacity) Carolina VB Center (1,600)
 2016 Record 18-12
 2016 Conference Record 6-12
 2016 Conference Finish 9th
 Starters Returning/Lost +Libero 3/3 + Libero
 Letterwinners Returning/Lost 12/5
 Newcomers 4

MEDIA INFORMATION

Director of Media Relations Steve Fink
 Asst. Director/Volleyball Contact Joe Kepler
 Office Phone (803) 777-5539
 Email keplerj@mailbox.sc.edu
 Personal Phone (716) 254-1711
 Office Fax (803) 777-2967
 Department Website GamecocksOnline.com
 Dept. Facebook /GamecocksOnline
 Dept. Twitter @GamecocksOnline
 Mailing Address 1304 Heyward St.
 Rice Athletics Center Columbia, S.C. 29208

PRONUNCIATION GUIDE

ABREIA Epps Ah-bree-Ah
 Aubrey EZELL E-Zell
 Brooke GOSTOMSKI Gahs-tom-skee
 Courtney KOEHLER Kay-ler
 Courtney MCKEAG Mc-KEG
 Ellie POPELKA Po-PELL-ka
 Jess VASTINE Vass-Tyne

ABBREVIATIONS

When needing to abbreviate South Carolina for your scoreboard or broadcast boxes, the preferred abbreviations are S. Carolina or SC. Please refrain from using USC or SCAR when referring to the University of South Carolina. Proper logos and wordmarks can be emailed for use by any media outlet upon request. Thank you.

SOCIAL MEDIA



Twitter/Snapchat/Instagram @GamecockVolley
 Facebook /GamecockVolleyball

ON THE AIR



TV SEC Network+ (Kentucky only)

NOTEWORTHY

HAMPTON ELEVATED TO INTERIM HEAD COACH

Following the dismissal of Scott Swanson on Wednesday, Oct. 4, assistant coach and recruiting coordinator Dottie Hampton was elevated to the role of interim head coach, Shonda Cole was promoted to associate head coach and graduate manager Adrianna Culbert will now serve as an assistant. Prior to coming to Columbia, Hampton was an assistant at Butler, Pittsburgh, George Mason and Indiana, and was the head coach for Niagara in 2012. Cole is one of the most decorated players in Gamecock volleyball history, earning All-America and All-Region honors during her career. She entered the Gamecock Athletics Hall of Fame in 2016. Culbert came to South Carolina as a graduate transfer for the beach volleyball program, after an All-American career indoors at Colorado State. She won 24 matches in her lone season with the beach program, and helped the Gamecocks reach the NCAA tournament for the first time.

SCOUTING TENNESSEE

The Volunteers are 4-7 in the SEC heading into Friday's rematch, and coming off a big 3-0 sweep at LSU last weekend. One of the most physical teams in the country, UT ranks 16th nationally in blocks per set (2.82) and holds opponents to a .182 hitting percentage. Those numbers are thanks in large part to the duo of Alyssa Andreno (1.18 blocks per set) and Erica Treiber (1.36), who rank 73rd and 34th nationally, respectively. Also aiding the strong defense is libero Brooke Schumacher, leads the team with 4.51 digs per set (4th in the SEC). On offense, the team got a big boost with the return of sophomore standout Tessa Grubbs, who missed the first three weeks of the season due to injury but is now posting a team-high 2.82 kills per set. Kendra Turner ranks second on the team with 2.29 kills, with Treiber close behind (2.26 kills per set, .325 hitting percentage).

TALE OF THE TAPE

SOUTH CAROLINA	CATEGORY	TENNESSEE
2677	Attacks	2677
.224	Hitting Percentage	.224
11.90	Kills Per Set	12.45
11.19	Assists Per Set	11.53
13.36	Digs Per Set	15.26
2.30	Blocks Per Set	2.82
1.21	Aces Per Set	0.86

LAST TIME VS. TENNESSEE...

The Gamecocks claimed a 3-1 win over Tennessee (8-5, 1-3 SEC) on Oct. 1, hitting .301 for the match, with Mikayla Shields leading the way with 21 kills. The South Carolina offense was able to adjust to Tennessee's big block and hit .301 in the match. The Gamecocks made just five unforced attack errors for the match, and despite 13 blocks for Tennessee, had two sets with a hitting percentage above .450. Courtney Koehler's 50 assists were a career high, and the most by a Gamecock setter since Aubrey Ezell against Tennessee on Oct. 18, 2015. Tennessee was led by 16 kills from Andreno and eight blocks by Treiber.

SCOUTING KENTUCKY

The Wildcats come into the weekend atop the SEC, owning a 19-2 overall record and a 10-0 mark in conference play. They will have a rematch with No. 4 Florida on Friday night before Sunday's match with Carolina. Kentucky added to its depth with a pair of instant-impact freshmen; setter Madison Lilley leads the SEC with 11.96 assists per set, and pin Avery Skinner ranks second on the team with 3.23 kills per set. They add to an already impressive lineup that includes Player of the Year candidate Leah Edmond (4.26 kills, 0.32 aces, 0.61 blocks per set) and senior middle Kaz Brown (1.16 blocks, 2.33 kills per set). As a team, Kentucky is hitting .321 for the year, far and away the best in the SEC and fourth overall nationally.

TALE OF THE TAPE

SOUTH CAROLINA	CATEGORY	KENTUCKY
2677	Attacks	2530
.224	Hitting Percentage	.321
11.90	Kills Per Set	14.48
11.19	Assists Per Set	13.51
13.36	Digs Per Set	12.93
2.30	Blocks Per Set	2.43
1.21	Aces Per Set	1.16

AUBURN NOTABLES

- After an even first two sets offensively, Auburn held a 30-15 advantage in kills over sets three and four to earn the win. South Carolina finished the match hitting .088, the fourth time in SEC play hitting under .100.
- Mikayla Robinson's nine blocks are a season best by any Gamecock individual.
- South Carolina had 14 blocks in the match, a season high. The previous best was 13 against Georgia.
- Behind her 33 assists, Courtney Koehler moved into third for most assists by a Carolina sophomore in the rally-scoring era, with 774.
- Courtney Furlong earned the start and matched a career-high with five blocks.

NOTEWORTHY

SHIELD-BEARER

Mikayla Shields is following up a record-breaking freshman season with an even better sophomore campaign so far in 2017. The Orlando, Fla. native has upped her kills per set from 3.25 to 3.52, and already surpassed her entire 2016 total for digs and ranks second on the team with a 2.42 average per set. Through 22 matches, she has eight double-doubles, the sixth-most of any SEC player.

ROBINSON WITH A HISTORIC DEBUT

In her first collegiate match, freshman middle Mikayla Robinson led the Gamecocks with 12 kills on 13 attacks against Mercer on Aug. 25, giving her a final hitting percentage of .846. That is the highest by any Gamecock with double-digit kills in a match since Lori Rowe hit .870 back on Sept. 17, 1983. Robinson and Rowe are the only Gamecocks to ever finish with a hitting percentage of .800 or better with double-digit kills.

AN ACE FOR THE AGES

Thanks to her team-high 40 aces so far this season, junior Aubrey Ezell became the first player in the rally-scoring era (since 2001) to eclipse 100 aces, and the first player to reach 100 since Megan Hosp in 2002. In the win over Tennessee on Oct. 1, Ezell reached an even more impressive milestone. She recorded her 117th career ace, moving her into 10th place in program history. She is the first Gamecock to crack the top 10 since 2002. Currently, the Granbury, Texas native leads the SEC with her 40 aces, and ranks 12th nationally with 0.48 per set.

TRENDING TOPICS

Over the last five matches...

- The Gamecocks are 1-4, including 0-2 at home
- The offense is hitting just .165, and opponents are averaging three more kills per set and are hitting .213.
- Mikayla Shields leads the team with 3.11 kills per set, but her hitting percentage is just .193, compared to her overall season percentage of .271.
- Mikayla Robinson has stepped up her game, with a .323 hitting percentage, 2.42 kills and 1.32 blocks per set.
- The team has struggled to get consistent offense from its left side hitters, as Abreia Epps, Alicia Starr, Courtney Furlong and Jess Vastine have combined to average just 3.60 kills per set with a .053 hitting percentage.

WHEN THE GAMECOCKS WIN...

- The team is out-hitting the opposition .312 to .169, and committing 1.41 fewer attack errors per set than in losses.
- Tough service has helped the team; it actually has a higher service error rate in matches won (89 percent in wins, 91 percent in losses).
- Physicality at the net has been the biggest key to winning and losing. In ten wins, the team averages 2.66 blocks per set while opponents have just 1.36.
- The offense features the middle attackers much more in wins. Starting middles Mikayla Robinson and Claire Edwards combine for 4.65 kills and hit .395 in wins, but just 3.45 with a .181 percentage in losses.

WHEN THE GAMECOCKS LOSE...

- The offense is hitting just .162 in losses, and the defense is allowing opponents to hit .230. None of Carolina's top five hitters are above .240 through the team's 12 losses.
- Unforced errors have been the cause for the team's lower hitting rate. The Gamecocks have made 170 unforced attack errors in the 12 losses, compared to 83 in 10 wins.
- Oddly enough, eight of South Carolina's 11 losses have come in matches where they won the first set. By comparison, the 2016 team went 16-1 when taking the opening game, 2-11 when losing it.

HOME-COURT ADVANTAGE

With 11 home matches already in the books, four now rank among the program's top 10 crowds of all time. In the latest rankings, the Gamecocks come in at No. 28 nationally for cumulative attendance, third in the SEC.

ALL-TIME TOP 10 HOME CROWDS

RANK	CROWD	OPPONENT (DATE)	SCORE	W/L
1.	2,041	Clemson (9/4/2016)	3-1	W
2.	1,925	Mercer (8/25/2017)	3-0	W

3.	1,820	Miami (Ohio) (9/8/17)	3-2	L
4.	1,819	Tennessee (9/28/2016)	3-2	W
5.	1,807	Ole Miss (9/26/2014)	3-2	W
6.	1,804	North Florida (8/26/2017)	3-0	W
7.	1,802	Radford (9/9/2017)	3-2	L
8.	1,793	Florida (9/21/2001)	2-3	L
9.	1,743	Kentucky (10/2/2016)	1-3	L
10.	1,711	Gardner-Webb (8/29/2014)	3-0	W

MILESTONE TRACKER

Here are some stats to track heading into the match...

PLAYER	MILESTONE	CURRENT TOTAL	NEEDED
Aubrey Ezell	Move Up to 8th in Career Aces	128	1
	Enter Top 5 for Single-Season Digs	377	37
	Junior Dig Record	377	37
	Enter Career Assist Top 10	1987	53
Mikayla Robinson	Enter Career Dig Top 10	904	97
	Freshman Total Blocks Record	86	12
Mikayla Shields	Enter Top 5 for Single-Season Total Blocks	73	12
	Enter Top 5 for Single-Season Solo Blocks	13	2
Courtney Koehler	700 Career Kills*	637	63
	Sophomore Assist Record	774	60

* - Only one other sophomore passed 700 career kills in the rally-scoring era, which was current coach Shonda Cole (in 2004)

ALL-TIME RECORDS

- South Carolina holds a 794-624 (.561) all-time record, dating back to 1973.
- The Gamecocks joined the SEC for volleyball in 1991, and have an all-time conference record of 182-257 (.417).
- In matches in the Carolina Volleyball Center, Carolina 189-108 (.638) overall and 94-91 (.511) in SEC matches.
- Dottie Hampton was elevated to interim head coach on Oct. 4, 2017, she is the 12th head coach in program history. She earned her first win as the interim on Oct. 18 at Auburn.

THE SUMMER OF SHIELDS

Sophomore Mikayla Shields expanded her skills over the summer thanks to a stint with Team U.S.A. In April, she was named to the junior national team roster, and won gold with the team at the U20 Pan American Cup in Costa Rica. She was also invited to training camp for the FIVB U20 World Championships, but did not make the 12-woman roster. Shields is the first Gamecock to earn experience on the national team since 2006, when current assistant coach Shonda Cole competed for the U.S.A. National A2 Team in 2005 and 2006.



SOUTHEASTERN CONFERENCE STANDINGS (11/1)

	SEC	Pct.	All	Pct.	Home	Away	Neutral	Last 10	Streak
Kentucky	10-0	1.000	19-2	.905	10-0	6-2	3-0	10-0	W14
Florida	10-1	.909	18-1	.947	11-1	5-0	2-0	9-1	W4
Missouri	7-3	.700	14-9	.609	2-2	6-4	6-3	7-3	W2
LSU	7-4	.636	16-6	.727	6-2	5-4	5-0	6-4	L2
Arkansas	6-5	.545	16-7	.696	8-1	5-4	3-2	5-5	W1
Georgia	5-6	.455	15-9	.625	8-4	5-3	2-2	4-6	L1
Auburn	5-6	.455	12-8	.600	4-4	5-3	3-1	4-6	W1
Ole Miss	5-7	.417	14-11	.560	9-6	4-4	1-1	4-6	L2
Alabama	4-6	.400	16-8	.667	8-2	5-5	3-1	5-5	W2
Tennessee	4-7	.364	11-9	.550	8-2	2-6	1-1	4-6	W1
Texas A&M	4-7	.364	7-11	.389	5-7	1-4	1-0	4-6	L1
South Carolina	3-7	.300	10-12	.455	5-6	4-3	1-3	3-7	L3
Mississippi State	0-11	.000	9-17	.346	5-9	1-6	3-2	0-10	L11

RECORD BREAKDOWN

Overall	10-12	Winning set two	9-1	Hitting equal	0-0
Conference	3-7	Losing set two	1-11	More assists than opposition	8-3
vs. Ranked Teams	0-0	Winning set three	9-2	Less assists than opposition	1-9
Home	5-6	Losing set three	1-10	Assists equal	1-0
Away	4-3	Winning set four	3-2	More aces than opposition	1-4
Neutral	1-3	Losing set four	1-7	Less aces than opposition	6-8
August	3-0	Three-set matches	6-3	Aces equal	3-0
September	5-6	Four-set matches	3-5	More service errors than opposition	5-4
October	2-6	Five-set matches	1-4	Less service errors than opposition	4-7
November	0-0	More kills than opposition	8-1	Service errors equal	1-1
December	0-0	Less kills than opposition	2-10	More digs than opposition	8-2
Sundays	1-3	Kills equal	0-1	Less digs than opposition	1-10
Monday	0-0	More hitting errors than opposition	1-5	Digs equal	1-0
Tuesday	0-0	Less hitting errors than opposition	9-6	More total blocks than opposition	9-7
Wednesday	1-0	Hitting errors equal	0-1	Less total blocks than opposition	1-5
Thursday	0-0	More attacks than opposition	2-4	Total blocks equal	0-0
Friday	4-7	Less attacks than opposition	8-7	Wearing Garnet	0-3
Saturday	4-2	Attacks equal	0-1	Wearing Black	5-2
Winning set one	8-8	Out-hitting opposition	9-3	Wearing White	4-7
Losing set one	2-4	Out-hit by opposition	1-9	Wearing Pink	1-0

SEC/NCAA STATISTICAL RANKINGS (10/30)

NCAA Team Rankings			NCAA Individual Rankings				SEC Team Rankings (SEC Only)		
Category	Figure	Rank	Stat	Athlete	Figure	Rank	Category	Figure	Rank
Hitting Percentage	.224	98th	Kills/Set	Mikayla Shields	3.52	131st	Hitting Percentage	.180	10th
Opp. Hitting Percentage	.205	184th	Hitting Pct.	-	-	-	Opp. Hitting Percentage	.222	10th
Assists/Set	11.19	232nd	Assists/Set	Courtney Koehler	9.21	139th	Assists/Set	10.45	12th
Kills/Set	11.90	239th	Blocks/Set	Mikayla Robinson	1.04	170th	Kills/Set	11.10	12th
Blocks/Set	2.30	78th	Aces/Set	Aubrey Ezell	0.48	12th	Blocks/Set	2.06	10th
Service Aces/Set	1.21	182nd	Digs/Set	Aubrey Ezell	4.49	95th	Service Aces/Set	1.00	9th
Digs/Set	13.55	278th	Points/Set	Mikayla Shields	4.05	128th	Digs/Set	13.25	9th

SEC Team Rankings (Overall)			SEC Individual Top-10 Rankings (Overall)				SEC Individual Rankings (SEC Only)			
Category	Figure	Rank	Stat	Athlete	Figure	Rank	Stat	Athlete	Figure	Rank
Hitting Percentage	.224	7th	Kills/Set	Mikayla Shields	3.52	6th	Kills/Set	Mikayla Shields	3.25	10th
Opp. Hitting Percentage	.205	10th	Hitting Pct.	-	-	-	Hitting Pct.	-	-	-
Assists/Set	11.19	12th	Assists/Set	Courtney Koehler	9.21	7th	Assists/Set	Courtney Koehler	8.93	7th
Kills/Set	11.90	12th	Blocks/Set	-	-	-	Blocks/Set	-	-	-
Blocks/Set	2.30	7th	Aces/Set	Aubrey Ezell	0.48	2nd	Aces/Set	Aubrey Ezell	0.38	3rd
Service Aces/Set	1.21	7th	Digs/Set	Aubrey Ezell	4.49	5th	Digs/Set	Aubrey Ezell	4.55	2nd
Digs/Set	13.55	11th	Points/Set	Mikayla Shields	4.05	7th	Points/Set	Mikayla Shields	3.70	10th

THE LAST TIME THE TEAM...

Lost the first game in a win	Sept. 22, 2017 (at Mississippi State)
Lost the first 2 games in a win	Nov. 4, 2016 (at Mississippi State)
Was down 2-1 in a win	Nov. 4, 2016 (at Mississippi State)
Won the first game in a loss	Oct. 29, 2017 (vs. Auburn, 3-1)
Won the first two games in a loss	Sept. 7, 2013 (vs. Winthrop)
Was up 2-1 in a loss	Oct. 22, 2017 (at Alabama)
Beat a ranked opponent	Nov. 13, 2016 (vs. #21 Missouri, 3-1)
	<i>Previous: Sept. 17, 2006 (vs. #6 Florida, 3-1)</i>
Beat a top-10 opponent	Sept. 17, 2006 (vs. #6 Florida, 3-1)
Started a season 8-0	2016 (12-0)
	<i>Previous (2012, started 13-0)</i>
Opponent with < 40 points in a match*	Sept. 17, 2016 (vs. Gardner-Webb, 38)
	<i>Previous: Aug. 30, 2013 (vs. S.C. State, 36)</i>
Opponent with < 10 points in a set*	Sept. 9, 2016 (vs. Buffalo, 7)
	<i>Previous: Aug. 30, 2013 (vs. S.C. State, 9)</i>
Opponent with < 15 points in a set*	Sept. 29, 2017 (LSU, 15)
Longest SEC Win Streak	Sept. 27 - Oct. 25, 2002 (9)
Ranked in the top-25	Dec. 5, 2002
Highest ranking	18th (Nov. 22, 2002)

KILLS/ATTACKS

75 or more kills	Nov. 11, 2007 (at Tennessee, 82)
85 or more kills	Nov. 2, 2007 (vs. Arkansas, 85)
95 or more kills	Nov. 7, 1986 (vs. North Carolina State, 99)
200 or more attacks	Nov. 13, 2010 (vs. Mississippi St., 220)
225 or more attacks	Nov. 11, 2007 (at Tennessee, 241)
Opponent had less than 20 kills	Aug. 30, 2013 (vs. S.C. State, 16)

DIGS

80+ digs	Oct. 22, 2017 (at Alabama, 80)
90+ digs	Nov. 19, 2014 (at Tennessee, 91)
100+ digs	Sept. 10, 2011 (at College of Charleston, 101)

15+ blocks
20+ blocks
Outblocked and won

10+ aces
15+ aces
20+ aces

BLOCKS

Oct. 3, 2016 (vs. Kentucky, 15.0)
Sept. 8, 2006 (vs. St. John's, 20.0)
Oct. 1, 2017 (vs. Tennessee, 13.0-5.0)

ACES

Sept. 8, 2017 (vs. Miami (Ohio), 10)
Sept. 18, 2003 (vs. Santa Clara, 15)
Sept. 6, 1991 (vs. Jacksonville, 22)

HITTING PERCENTAGE

Hit over .300 10 times in a season	2016 (11 times)
	<i>Previous: 2012 (13 times)</i>
Hit over .300	Oct. 1, 2017 (vs. Tennessee, .301)
Hit over .400	Sept. 16, 2017 (vs. Mercer, .406)
Hit over .500	Nov. 23, 2008 (vs. Mississippi State, .536)
Opponent hit over .300	Oct. 13, 2017 (Arkansas, .327)
Opponent hit over .350	Nov. 11, 2016 (at Florida, .354)
Opponent hit over .450	Nov. 26, 2014 (Florida, .450)
Opponent hit less than .100	Sept. 22, 2017 (Mississippi State, .079)
Hit less than .100	Oct. 27, 2017 (Florida, .066)
Hit less than .200	Oct. 15, 2017 (Ole Miss, .168)
Hit less than .200 and won	Aug. 26, 2016 (at College of Charleston, .168)
Hit less than .150 and won	Nov. 7, 2004 (vs. Arkansas, .138)
Outhit the opponent and lost	Oct. 22, 2017 (at Alabama)
Was outhit and won	Oct. 1, 2017 (vs. Tennessee)
Opponent w/ negative total hitting %	Sept. 21, 2013 (vs. Presbyterian, -.011)

ASSISTS

Nov. 2, 2007 (vs. Arkansas, 80)
Nov. 7, 1986 (vs. North Carolina St., 95)
N/A

* In a standard 25-point game, best-of-five match

THE LAST TIME A GAMECOCK HAD...

KILLS

Five players with 10+ kills	Aug. 24, 2012 (vs. East Tennessee State)
Three players with 15+ kills	Sept. 5, 2008 (at Rhode Island)
Two players with 20+ kills	Oct. 18, 2015 (at Tennessee)
No player w/10+ kills	Oct. 13, 2016 (at Arkansas)
20 or more kills	Oct. 1, 2017 (Mikayla Shields, 21 vs. Tennessee)
25 or more kills	Sept. 8, 2017 (Mikayla Shields, 26 vs. Miami (Ohio))
30 or more kills	Sept. 6, 2013 (Juliette Thevenin, 30 at Clemson)
20+ kills and 20+ digs	Sept. 6, 2014 vs. Furman (Taylr McNeil, 22 kills, 23 digs)
Had a triple-double	Sept. 16, 2005 vs. Houston (Iris Santos, 12 K, 57 A, 13 D)
Three players with a double-double	Sept. 1, 2017 (vs. UNCW)
	(Mikayla Shields 24K, 17D; Courtney Koehler 30A, 10D; Aubrey Ezell 17A, 15D)

ATTACKS

50 or more attempts	Sept. 8, 2017 (Mikayla Shields, 51 vs. Miami)
60 or more attempts	Oct. 4, 2013 (Juliette Thevenin, 61 vs. Arkansas)
70 or more attempts	Sept. 6, 2013 (Juliette Thevenin, 73 at Clemson)

DIGS

Five players with 10+ digs	Sept. 1, 2017 (vs. UNCW)
Three players with 15+ digs	Sept. 1, 2017 (vs. UNCW)
	<i>Previous: Sept. 6, 2014 (vs. Furman)</i>
Two players with 20+ digs	Sept. 22, 2017 at Mississippi State (Mikayla Shields, 20 / Aubrey Ezell, 21)
	<i>Previous: Sept. 6, 2014 vs. Furman</i>
20 or more digs	Oct. 18 (Aubrey Ezell, 25 at Auburn)
25 or more digs	Oct. 18 (Aubrey Ezell, 25 at Auburn)
30 or more digs	Nov. 23, 2014 (M. Christiaansen, 33 at Georgia)

10 or more total blocks
15 or more total blocks
3+ solo blocks
5+ solo blocks

3 or more aces
5 or more aces
6+ aces
7+ aces

.400 hitting percentage
.500 hitting percentage
.600 hitting percentage
.700 hitting percentage
.800 hitting percentage

50 or more assists
60 or more assists
70 or more assists
80+ assists
Two players with 20+ assists

BLOCKS

Oct. 3, 2016 (Alicia Starr, 11 vs. Kentucky)
Sept. 6, 1991 (Libby Ralston, 16 vs. Jacksonville)
Oct. 15, 2017 (Claire Edwards, 3 vs. Ole Miss)
Sept. 11, 2010 (Teresa Stenlund, 5 vs. Lipscomb)

ACES

Oct. 29, 2017 (Aubrey Ezell, 3 vs. Auburn)
Sept. 9, 2017 (Aubrey Ezell, 5 vs. Radford)
Sept. 8, 2017 (Aubrey Ezell, 6 vs. Miami (Ohio))
Sept. 7, 2002 (Megan Hosp, 8 vs. Creighton)

HITTING PERCENTAGE (Min. 10 Kills)

Oct. 15, 2017 (Mikayla Robinson, .444 vs. Ole Miss)
Oct. 22, 2017 (Mikayla Robinson, .500 at Alabama)
Sept. 17, 2016 (Mikayla Shields, .638 vs. William & Mary)
Nov. 8, 2008 (Darian Dozier, .708 at Alabama)
Aug. 25, 2017 (Mikayla Robinson, .846 vs. Mercer)
<i>Previous: Sept. 17, 1983 (Lori Rowe, .870 vs. Appalachian St.)</i>

ASSISTS

Oct. 1, 2017 (Courtney Koehler, 50 vs. Tennessee)
Oct. 18, 2015 (Aubrey Ezell, 62 at Tennessee)
Sept. 24, 2000 (Megan Hosp, 72 vs. Arkansas)
Nov. 12, 1988 (Correll, 84 vs. G. Washington)
Oct. 28, 2016 (Courtney Koehler 23 / Aubrey Ezell 36 vs. LSU)

Box scores are only available from 1993 to the present. Limited historical records prior to 1993 were used to aid in the composition of team match records as well.

MATCH-BY-MATCH STARTERS

DATE	OPPONENT	W/L	MB	MB	LS/OH	LS/OH	RS/OH	SETTER	LIBERO
8/25	Mercer	W, 3-0	Edwards	Robinson	Furlong	Starr	Shields	Koehler	Ezell
8/26	Troy	W, 3-0	Edwards	Robinson	Gostomski	Starr	Shields	Koehler	Ezell
8/26	North Florida	W, 3-0	Edwards	Robinson	Furlong	Starr	Shields	Koehler	Ezell
9/1	Northwestern	L, 3-1	Edwards	Robinson	Furlong	Starr	Shields	Koehler	Ezell
9/1	UNCW	L, 3-1	Starr	Robinson	Furlong	Lock	Shields	Koehler	Ezell
9/2	Duke	W, 3-1	Starr	Robinson	Epps	Lock	Shields	Koehler	Ezell
9/8	Eastern Kentucky	W, 3-0	Edwards	Robinson	Vastine	Starr	Shields	Koehler	Ezell
9/8	Miami (Ohio)	L, 3-2	Starr	Robinson	Furlong	Vastine	Shields	Koehler	Ezell
9/9	Radford	L, 3-2	Starr	Robinson	Furlong	Epps	Shields	Koehler	Ezell
9/15	Georgia Southern	W, 3-0	Edwards	Robinson	Vastine	Starr	Shields	Koehler	Ezell
9/16	Texas Tech	L, 3-1	Edwards	Robinson	Vastine	Starr	Lock	Koehler	Ezell
9/16	Clemson	W, 3-0	Edwards	Robinson	Vastine	Starr	Shields	Koehler	Ezell
9/22	Mississippi State	W, 3-2	Edwards	Robinson	Vastine	Starr	Shields	Koehler	Ezell
9/29	LSU	L, 3-1	Edwards	Robinson	Lock	Starr	Shields	Koehler	Ezell
10/1	Tennessee	W, 3-1	Edwards	Robinson	Vastine	Starr	Shields	Koehler	Ezell
10/6	Georgia	L, 3-2	Edwards	Robinson	Vastine	Starr	Shields	Koehler	Ezell
10/13	Arkansas	L, 3-0	Edwards	Robinson	Vastine	Starr	Shields	Koehler	Ezell
10/15	Ole Miss	L, 3-0	Edwards	Robinson	Vastine	Starr	Shields	Koehler	Ezell
10/18	Auburn	W, 3-1	Edwards	Robinson	Vastine	Starr	Shields	Koehler	Ezell
10/22	Alabama	L, 3-2	Edwards	Robinson	Vastine	Starr	Shields	Koehler	Ezell
10/27	#4 Florida	L, 3-0	Edwards	Robinson	Vastine	Starr	Shields	Koehler	Ezell
10/29	Auburn	L, 3-1	Edwards	Robinson	Vastine	Furlong	Shields	Koehler	Ezell

MATCH-BY-MATCH INDIVIDUAL LEADERS

DATE	OPPONENT	W/L	HIGH KILLS	HIGH ASSISTS	HIGH ACES	HIGH DIGS	HIGH BLOCKS
8/25	Mercer	W	Robinson (12)	Koehler (30)	Shields (2)	Ezell (19)	Edwards (3)
8/26	Troy	W	Robinson (10)	Koehler (32)	Three with (1)	Ezell (7)	Robinson (4)
8/26	North Florida	W	Furlong (10)	Koehler (35)	Lock (2)	Ezell (14)	Edwards (7)
9/1	Northwestern	L	Shields (14)	Koehler (35)	Edwards, Gostomski (1)	Ezell (18)	Edwards (6)
9/1	UNCW	L	Shields (24)	Koehler (30)	Lock (2)	Shields (17)	Shields, Starr (4)
9/2	Duke	W	Shields (26)	Koehler (47)	Four with (1)	Ezell (18)	Starr (7)
9/8	Eastern Kentucky	W	Shields (12)	Koehler (40)	Ezell (5)	Ezell (18)	Robinson (6)
9/8	Miami (Ohio)	L	Shields (26)	Koehler (42)	Ezell (6)	Ezell (22)	Three with (2)
9/9	Radford	L	Shields, Robinson (14)	Koehler (37)	Ezell (5)	Ezell (19)	Robinson (3)
9/15	Georgia Southern	W	Three with (9)	Koehler (30)	Edwards, Ezell (2)	Ezell (14)	Robinson (5)
9/16	Texas Tech	L	Edwards (13)	Koehler (32)	Vastine, Ezell (2)	Ezell (25)	Edwards (6)
9/16	Clemson	W	Shields (10)	Koehler (27)	Ezell (2)	Ezell (7)	Robinson (7)
9/22	Mississippi State	W	Shields (15)	Koehler (43)	Koehler (2)	Ezell (21)	Starr (5)
9/29	LSU	L	Starr, Shields (10)	Koehler (40)	Gostomski (2)	Ezell (20)	Three with (2)
10/1	Tennessee	W	Shields (21)	Koehler (50)	Ezell (2)	Ezell (25)	Robinson (4)
10/6	Georgia	L	Shields (17)	Koehler (32)	Koehler, Ezell (3)	Ezell (18)	Robinson (6)
10/13	Arkansas	L	Shields (8)	Koehler (23)	Edwards (1)	Shields (10)	Koehler, Robinson (3)
10/15	Ole Miss	L	Robinson (10)	Koehler (29)	Five with (1)	Ezell (17)	Edwards (5)
10/18	Auburn	W	Robinson, Shields (13)	Koehler (41)	Koehler (2)	Ezell (25)	Robinson (5)
10/22	Alabama	L	Shields (19)	Koehler (49)	Ezell (3)	Ezell (18)	Robinson (5)
10/27	#4 Florida	L	Epps (7)	Koehler (17)	Ezell (1)	Ezell (13)	Robinson (3)
10/29	Auburn	L	Shields (17)	Koehler (33)	Ezell (3)	Ezell (17)	Robinson (9)

SEASON STATISTICS

Overall record: 10-12 Conf: 3-7 Home: 5-6 Away: 4-3 Neutral: 1-3

#	Player	sp	Attack				pct	Set		Serve			re	Dig		Blocking					points	
			k	k/s	e	ta		a	a/s	sa	se	sa/s		dig	dig/s	bs	ba	total	blk/s	be		bhe
8	Mikayla Shields	84	296	3.52	97	733	.271	16	0.19	10	31	0.12	12	203	2.42	13	43	56	0.67	8	3	340.5
11	Mikayla Robinson	83	190	2.29	68	395	.309	3	0.04	0	0	0.00	1	8	0.10	13	73	86	1.04	5	0	239.5
20	Alicia Starr	76	138	1.82	51	421	.207	16	0.21	3	12	0.04	13	93	1.22	5	42	47	0.62	6	0	167.0
1	Claire Edwards	69	116	1.68	50	294	.224	2	0.03	10	29	0.14	0	28	0.41	11	47	58	0.84	3	1	160.5
22	Abreia Epps	53	86	1.62	53	269	.123	2	0.04	0	0	0.00	5	21	0.40	0	9	9	0.17	6	0	90.5
6	Courtney Koehler	84	65	0.77	10	154	.357	774	9.21	16	16	0.19	0	151	1.80	8	28	36	0.43	8	18	103.0
12	Courtney Furlong	45	54	1.20	39	210	.071	2	0.04	3	1	0.07	5	43	0.96	4	24	28	0.62	3	0	73.0
3	Jess Vastine	56	34	0.61	20	132	.106	17	0.30	6	6	0.11	13	70	1.25	0	9	9	0.16	1	0	44.5
7	Brooke Gostomski	35	11	0.31	4	26	.269	2	0.06	7	5	0.20	5	27	0.77	0	1	1	0.03	0	0	18.5
23	Callie Brown	6	3	0.50	2	11	.091	0	0.00	0	0	0.00	0	0	0.00	0	3	3	0.50	0	0	4.5
5	Aubrey Ezell	84	2	0.02	3	16	-.062	94	1.12	40	62	0.48	21	377	4.49	0	0	0	0.00	0	6	42.0
10	Emma Lock	63	2	0.03	3	9	-.111	11	0.17	7	12	0.11	11	74	1.17	0	0	0	0.00	0	0	9.0
15	Jesse Turner	2	2	1.00	0	4	.500	0	0.00	0	1	0.00	0	0	0.00	0	0	0	0.00	0	0	2.0
25	Courtney McKeag	7	1	0.14	0	3	.333	0	0.00	0	2	0.00	1	4	0.57	0	0	0	0.00	0	0	1.0
16	Savannah Murray	13	0	0.00	0	0	.000	1	0.08	0	0	0.00	2	23	1.77	0	0	0	0.00	0	0	0.0
SOUTH CAROLINA		84	1000	11.90	400	2677	.224	940	11.19	102	177	1.21	124	1122	13.36	54	279	193.5	2.30	40	28	1295.5
Opponents		84	1052	12.52	472	2832	.205	972	11.57	124	201	1.48	102	1110	13.21	39	215	146.5	1.74	35	19	1322.5

Team Statistics	SC	OPP	Date	Opponent	Score	Score by set	Att.
ATTACK							
Kills	1000	1052	#Aug 25	MERCER	w 3-0	25-17,26-24,25-19	1925
Errors	400	472	#Aug 26	TROY	w 3-0	25-18,25-20,25-22	1315
Total Attacks	2677	2832	#Aug 26	NORTH FLORIDA	w 3-0	25-19,25-22,25-17	1804
Attack Pct	.224	.205	\$Sept 1	vs Northwestern	L 1-3	25-13,18-25,18-25,19-25	107
Kills/Set	11.9	12.5	\$Sept 1	vs UNCW	L 1-3	25-17,21-25,21-25,26-28	212
SET							
Assists	940	972	\$Sept 2	at Duke	w 3-1	19-25,25-20,25-21,25-16	808
Attempts	2670	2795	&Sep 08	EASTERN KENTUCKY	w 3-0	25-20,25-19,26-24	1315
Assist Pct	.352	.348	&Sep 08	MIAMI (OHIO)	L 2-3	25-21,20-25,25-15,22-25,11-15	1820
Assists/Set	11.2	11.6	&Sep 09	RADFORD	L 2-3	25-12,18-25,13-25,25-22,9-15	1802
SERVE							
Aces	102	124	Sep 15	vs Georgia Southern	w 3-0	25-17,25-19,25-21	178
Errors	177	201	Sep 16	vs Texas Tech	L 1-3	25-21,25-27,16-25,23-25	223
Attempts	1828	1818	Sep 16	at Clemson	w 3-0	25-15,25-21,25-17	918
Serve Pct	.903	.889	*Sep 22	at Mississippi State	w 3-2	19-25,25-17,26-24,22-25,15-6	553
Aces/Set	1.2	1.5	*Sep 29	LSU	L 1-3	25-15,17-25,15-25,20-25	1549
SERVE RECEPTIONS							
Errors	124	102	*Oct 1	TENNESSEE	w 3-1	25-23,17-25,27-25,25-17	1060
Errors/Set	1.5	1.2	*Oct 6	GEORGIA	L 2-3	25-22,14-25,19-25,26-24,10-15	1454
Attempts	1617	1646	*Oct 13	at Arkansas	L 0-3	19-25,15-25,14-25	1019
Reception Pct	.923	.938	*Oct 15	OLE MISS	L 0-3	21-25,22-25,19-25	949
DEFENSE							
Digs	1122	1110	*Oct 18	at Auburn	w 3-1	25-19,27-25,22-25,25-19	450
Digs/Set	13.4	13.2	*Oct 22	at Alabama	L 2-3	19-25,25-18,25-23,22-25,7-15	793
BLOCKING							
Block Solo	54	39	*Oct 27	at #4 Florida	L 0-3	17-25,16-25,17-25	2516
Block Assist	279	215	*Oct 29	AUBURN	L 1-3	25-20,27-29,18-25,22-25	819
Total Blocks	193.5	146.5	Record in 3-set matches:6-3 • Record in 4-set matches:3-5 • Record in 5-set matches:1-4				
Blocks/Set	2.3	1.7					
Block Errors	40	35					
Ball handling errors	28	19					
ATTENDANCE							
Total	15812	7057					
Dates/Avg Per Date	11/1437	7/1008					
Neutral site #/Avg	4/180						
Current win streak	0	-					
Home win streak	0	-					

CONFERENCE-ONLY STATISTICS

RECORD:	OVERALL	HOME	AWAY	NEUTRAL
ALL GAMES	3-7	1-4	2-3	0-0
CONFERENCE	3-7	1-4	2-3	0-0
NON-CONFERENCE	0-0	0-0	0-0	0-0

#	Player	sp	Attack				pct	Set		Serve			re	Dig		Blocking					points		
			k	k/s	e	ta		a	a/s	sa	se	sa/s		dig	dig/s	bs	ba	total	blk/s	be		bhe	
8	Mikayla Shields	40	130	3.25	55	372	.202	6	0.15	5	10	0.12	6	95	2.38	4	18	22	0.55	3	0	148.0	
11	Mikayla Robinson	40	88	2.20	33	188	.293	0	0.00	0	0	0.00	1	5	0.12	8	36	44	1.10	0	0	114.0	
1	Claire Edwards	38	62	1.63	28	157	.217	0	0.00	2	15	0.05	0	11	0.29	6	17	23	0.61	2	0	78.5	
22	Abreia Epps	35	60	1.71	36	180	.133	1	0.03	0	0	0.00	3	18	0.51	0	5	5	0.14	4	0	62.5	
20	Alicia Starr	33	50	1.52	32	194	.093	5	0.15	1	5	0.03	5	37	1.12	2	13	15	0.45	4	0	59.5	
6	Courtney Koehler	40	32	0.80	5	74	.365	357	8.93	10	11	0.25	0	60	1.50	3	16	19	0.47	5	4	53.0	
12	Courtney Furlong	17	12	0.71	12	77	.000	1	0.06	0	0	0.00	3	4	0.24	2	9	11	0.65	0	0	18.5	
3	Jess Vastine	31	7	0.23	5	31	.065	10	0.32	1	3	0.03	6	36	1.16	0	0	0	0.00	0	0	8.0	
23	Callie Brown	3	2	0.67	1	5	.200	0	0.00	0	0	0.00	0	0	0.00	0	1	1	0.33	0	0	2.5	
7	Brooke Gostomski	15	1	0.07	1	3	.000	1	0.07	4	2	0.27	0	14	0.93	0	0	0	0.00	0	0	5.0	
10	Emma Lock	32	0	0.00	2	6	-.333	4	0.12	2	8	0.06	4	42	1.31	0	0	0	0.00	0	0	2.0	
25	Courtney McKeag	5	0	0.00	0	0	.000	0	0.00	0	1	0.00	1	3	0.60	0	0	0	0.00	0	0	0.0	
5	Aubrey Ezell	40	0	0.00	1	5	-.200	32	0.80	15	33	0.38	13	182	4.55	0	0	0	0.00	0	4	15.0	
16	Savannah Murray	10	0	0.00	0	0	.000	1	0.10	0	0	0.00	1	23	2.30	0	0	0	0.00	0	0	0.0	
TEAM		-	-	-	-	-	-	-	-	-	-	-	17	-	-	-	-	-	-	-	-	-	-
SOUTH CAROLINA		40	444	11.10	211	1292	.180	418	10.45	40	88	1.00	60	530	13.25	25	115	82.5	2.06	18	8	566.5	
Opponents		40	520	13.00	219	1355	.222	479	11.98	60	105	1.50	40	569	14.23	18	122	79.0	1.98	12	7	659.0	

Team Statistics	SC	OPP	Date	Opponent	Score	Score by set	Att.	
ATTACK								
Kills	444	520	*Sep 22	at Mississippi State	w	3-2 19-25,25-17,26-24,22-25,15-6	553	
Errors	211	219	*Sep 29	LSU	L	1-3 25-15,17-25,15-25,20-25	1549	
Total Attacks	1292	1355	*Oct 1	TENNESSEE	w	3-1 25-23,17-25,27-25,25-17	1060	
Attack Pct	.180	.222	*Oct 6	GEORGIA	L	2-3 25-22,14-25,19-25,26-24,10-15	1454	
Kills/Set	11.1	13.0	*Oct 13	at Arkansas	L	0-3 19-25,15-25,14-25	1019	
SET								
Assists	418	479	*Oct 15	OLE MISS	L	0-3 21-25,22-25,19-25	949	
Attempts	1275	1311	*Oct 18	at Auburn	w	3-1 25-19,27-25,22-25,25-19	450	
Assist Pct	.328	.365	*Oct 22	at Alabama	L	2-3 19-25,25-18,25-23,22-25,7-15	793	
Assists/Set	10.4	12.0	*Oct 27	at #4 Florida	L	0-3 17-25,16-25,17-25	2516	
SERVE								
Aces	40	60	*Oct 29	AUBURN	L	1-3 25-20,27-29,18-25,22-25	819	
Errors	88	105	Record in 3-set matches: 0-3					
Attempts	827	898	Record in 4-set matches: 2-2					
Serve Pct	.894	.883	Record in 5-set matches: 1-2					
Aces/Set	1.0	1.5						
SERVE RECEPTIONS								
Errors	60	40						
Errors/Set	1.5	1.0						
Attempts	793	739						
Reception Pct	.924	.946						
DEFENSE								
Digs	530	569						
Digs/Set	13.2	14.2						
BLOCKING								
Block Solo	25	18						
Block Assist	115	122						
Total Blocks	82.5	79.0						
Blocks/Set	2.1	2.0						
Block Errors	18	12						
Ball handling errors	8	7						
ATTENDANCE								
Total	5831	5331						
Dates/Avg Per Date	5/1166	5/1066						
Neutral site #/Avg	0/0							
Current win streak	0	-						
Home win streak	0	-						

INDIVIDUAL MATCH HIGHS

ATTACK PERCENT (K-E-TA) *Minimum 10 Kills*

.846 (12- 1-13)	Mikayla Robinson	vs Mercer (Aug 25, 2017)
.529 (10- 1-17)	Mikayla Shields	at Clemson (Sep 16, 2017)
.511 (26- 3-45)	Mikayla Shields	at Duke (Sept 2, 2017)
.500 (12- 1-22)	Alicia Starr	at Duke (Sept 2, 2017)
.500 (10- 3-14)	Mikayla Robinson	vs Troy (Aug 26, 2017)
.500 (14- 3-22)	Mikayla Robinson	at Alabama (Oct 22, 2017)
.450 (10- 1-20)	Alicia Starr	vs Radford (Sep 09, 2017)
.431 (26- 4-51)	Mikayla Shields	vs Miami (Ohio) (Sep 08, 2017)
.409 (10- 1-22)	Alicia Starr	vs UNCW (Sept 1, 2017)

KILLS 3-SETS (K-E-TA)

12 (12- 1-13)	Mikayla Robinson	vs Mercer (Aug 25, 2017)
12 (12- 4-22)	Mikayla Shields	vs Eastern Kentucky (Sep 08, 2017)
10 (10- 3-20)	Courtney Furlong	vs North Florida (Aug 26, 2017)
10 (10- 1-17)	Mikayla Shields	at Clemson (Sep 16, 2017)
10 (10- 2-18)	Mikayla Robinson	vs Ole Miss (Oct 15, 2017)

KILLS 4-SETS (K-E-TA)

26 (26- 3-45)	Mikayla Shields	at Duke (Sept 2, 2017)
24 (24- 7-50)	Mikayla Shields	vs UNCW (Sept 1, 2017)
21 (21- 8-44)	Mikayla Shields	vs Tennessee (Oct 1, 2017)
17 (17- 6-46)	Mikayla Shields	vs Auburn (Oct 29, 2017)
14 (14- 5-33)	Mikayla Shields	vs Northwestern (Sept 1, 2017)

KILLS 5-SETS (K-E-TA)

26 (26- 4-51)	Mikayla Shields	vs Miami (Ohio) (Sep 08, 2017)
19 (19- 8-57)	Mikayla Shields	at Alabama (Oct 22, 2017)
17 (17- 6-44)	Mikayla Shields	vs Georgia (10/6/17)
15 (15- 5-44)	Mikayla Shields	at Mississippi State (Sep 22, 2017)
14 (14- 3-22)	Mikayla Robinson	at Alabama (Oct 22, 2017)

TOTAL ATTEMPTS 3-SETS (K-E-TA)

31 (8- 6-31)	Mikayla Shields	at Arkansas (Oct 13, 2017)
27 (8- 4-27)	Mikayla Shields	vs North Florida (Aug 26, 2017)
26 (8- 3-26)	Mikayla Shields	vs Ole Miss (Oct 15, 2017)
24 (4- 4-24)	Alicia Starr	vs Ole Miss (Oct 15, 2017)
22 (12- 4-22)	Mikayla Shields	vs Eastern Kentucky (Sep 08, 2017)

TOTAL ATTEMPTS 4-SETS (K-E-TA)

50 (24- 7-50)	Mikayla Shields	vs UNCW (Sept 1, 2017)
46 (17- 6-46)	Mikayla Shields	vs Auburn (Oct 29, 2017)
45 (26- 3-45)	Mikayla Shields	at Duke (Sept 2, 2017)
44 (21- 8-44)	Mikayla Shields	vs Tennessee (Oct 1, 2017)
36 (9- 5-36)	Abrea Epps	vs UNCW (Sept 1, 2017)

TOTAL ATTEMPTS 5-SETS (K-E-TA)

57 (19- 8-57)	Mikayla Shields	at Alabama (Oct 22, 2017)
51 (26- 4-51)	Mikayla Shields	vs Miami (Ohio) (Sep 08, 2017)
44 (15- 5-44)	Mikayla Shields	at Mississippi State (Sep 22, 2017)
44 (17- 6-44)	Mikayla Shields	vs Georgia (Oct 6, 2017)
38 (14- 2-38)	Mikayla Shields	vs Radford (Sep 09, 2017)

POINTS 3-SETS

14.0 (12- 0- 2.0)	Mikayla Shields	vs Eastern Kentucky (Sep 08, 2017)
13.0 (10- 0- 3.0)	Mikayla Shields	at Clemson (Sep 16, 2017)
13.0 (12- 0- 1.0)	Mikayla Robinson	vs Mercer (Aug 25, 2017)
12.0 (9- 0- 3.0)	Mikayla Shields	vs Georgia Southern (Sep 15, 2017)
12.0 (10- 0- 2.0)	Mikayla Robinson	vs Troy (Aug 26, 2017)

POINTS 4-SETS

28.5 (26- 1- 1.5)	Mikayla Shields	at Duke (Sept 2, 2017)
26.0 (24- 0- 2.0)	Mikayla Shields	vs UNCW (Sept 1, 2017)
23.5 (21- 1- 1.5)	Mikayla Shields	vs Tennessee (Oct 1, 2017)
19.0 (17- 0- 2.0)	Mikayla Shields	vs Auburn (Oct 29, 2017)
17.0 (13- 1- 3.0)	Claire Edwards	vs Texas Tech (Sep 16, 2017)

POINTS 5-SETS

28.0 (26- 2- 0.0)	Mikayla Shields	vs Miami (Ohio) (Sep 08, 2017)
20.5 (17- 0- 3.5)	Mikayla Shields	vs Georgia (Oct 6, 2017)
20.5 (19- 0- 1.5)	Mikayla Shields	at Alabama (Oct 22, 2017)
17.0 (14- 0- 3.0)	Mikayla Robinson	at Alabama (Oct 22, 2017)
16.5 (14- 0- 2.5)	Mikayla Robinson	vs Radford (Sep 09, 2017)

ASSISTS 3-SETS

40	Courtney Koehler	vs Eastern Kentucky (Sep 08, 2017)
35	Courtney Koehler	vs North Florida (Aug 26, 2017)
32	Courtney Koehler	vs Troy (Aug 26, 2017)
30	Courtney Koehler	vs Georgia Southern (Sep 15, 2017)
30	Courtney Koehler	vs Mercer (Aug 25, 2017)

ASSISTS 4-SETS

50	Courtney Koehler	vs Tennessee (Oct 1, 2017)
47	Courtney Koehler	at Duke (Sept 2, 2017)
41 (4s)	Courtney Koehler	at Auburn (Oct 18, 2017)
40	Courtney Koehler	vs LSU (Sept 29, 2017)
35	Courtney Koehler	vs Northwestern (Sept 1, 2017)

ASSISTS 5-SETS

49	Courtney Koehler	at Alabama (Oct 22, 2017)
43	Courtney Koehler	at Mississippi State (Sep 22, 2017)
42	Courtney Koehler	vs Miami (Ohio) (Sep 08, 2017)
37	Courtney Koehler	vs Radford (Sep 09, 2017)
32	Courtney Koehler	vs Georgia (Oct 6, 2017)

DIGS 3-SETS

19	Aubrey Ezell	vs Mercer (Aug 25, 2017)
18	Aubrey Ezell	vs Eastern Kentucky (Sep 08, 2017)
17	Aubrey Ezell	vs Ole Miss (Oct 15, 2017)
14	Aubrey Ezell	vs North Florida (Aug 26, 2017)
14	Aubrey Ezell	vs Georgia Southern (Sep 15, 2017)

DIGS 4-SETS

25	Aubrey Ezell	at Auburn (Oct 18, 2017)
25	Aubrey Ezell	vs Tennessee (Oct 1, 2017)
24	Aubrey Ezell	vs Texas Tech (Sep 16, 2017)
20	Aubrey Ezell	vs LSU (Sept 29, 2017)
18	Aubrey Ezell	at Duke (Sept 2, 2017)

DIGS 5-SETS

22	Aubrey Ezell	vs Miami (Ohio) (Sep 08, 2017)
21	Aubrey Ezell	at Mississippi State (Sep 22, 2017)
20	Mikayla Shields	at Mississippi State (Sep 22, 2017)
19	Aubrey Ezell	vs Radford (Sep 09, 2017)
19	Mikayla Shields	vs Miami (Ohio) (Sep 08, 2017)

ACES

6	Aubrey Ezell	vs Miami (Ohio) (Sep 08, 2017)
5	Aubrey Ezell	vs Eastern Kentucky (Sep 08, 2017)
5	Aubrey Ezell	vs Radford (Sep 09, 2017)
3	Aubrey Ezell	vs Georgia (Oct 6, 2017)
3	Aubrey Ezell	at Alabama (Oct 22, 2017)
3	Courtney Koehler	vs Georgia (Oct 6, 2017)

BLOCKS (BS-BA)

9 (2- 7)	Mikayla Robinson	vs Auburn (Oct 29, 2017)
7 (1- 6)	Claire Edwards	vs North Florida (Aug 26, 2017)
7 (0- 7)	Alicia Starr	at Duke (Sept 2, 2017)
7 (0- 7)	Mikayla Robinson	at Clemson (Sep 16, 2017)
6 (2- 4)	Mikayla Robinson	at Duke (Sept 2, 2017)
6 (2- 4)	Claire Edwards	vs Northwestern (Sept 1, 2017)
6 (0- 6)	Mikayla Robinson	vs Eastern Kentucky (Sep 08, 2017)
6 (0- 6)	Claire Edwards	vs Texas Tech (Sep 16, 2017)
6 (2- 4)	Mikayla Robinson	vs Georgia (Oct 6, 2017)

TEAM MATCH HIGHS

ATTACK PERCENT (K-E-TA)

.406 (34- 6- 69)	at Clemson (Sep 16, 2017)
.400 (42- 8- 85)	vs Mercer (Aug 25, 2017)
.333 (43-14- 87)	vs Eastern Kentucky (Sep 08, 2017)
.327 (62-13-150)	at Duke (Sept 2, 2017)
.311 (43-11-103)	vs North Florida (Aug 26, 2017)
.310 (36-10- 84)	vs Troy (Aug 26, 2017)
.304 (44-16- 92)	vs Georgia Southern (Sep 15, 2017)
.301 (64-18-153)	vs Tennessee (Oct 1, 2017)
.271 (52-16-133)	at Auburn (Oct 18, 2017)
.250 (56-19-148)	at Mississippi State (Sep 22, 2017)

KILLS 3-SETS (K-E-TA)

44 (44-16- 92)	vs Georgia Southern (Sep 15, 2017)
43 (43-11-103)	vs North Florida (Aug 26, 2017)
43 (43-14- 87)	vs Eastern Kentucky (Sep 08, 2017)
42 (42- 8- 85)	vs Mercer (Aug 25, 2017)
36 (36-10- 84)	vs Troy (Aug 26, 2017)

KILLS 4-SETS (K-E-TA)

64 (64-18-153)	vs Tennessee (Oct 1, 2017)
62 (62-13-150)	at Duke (Sept 2, 2017)
58 (58-25-170)	vs UNCW (Sept 1, 2017)
52 (52-16-133)	at Auburn (Oct 18, 2017)
50 (50-25-154)	vs Texas Tech (Sep 16, 2017)

KILLS 5-SETS (K-E-TA)

59 (59-26-176)	at Alabama (Oct 22, 2017)
56 (56-19-148)	at Mississippi State (Sep 22, 2017)
53 (53-21-135)	vs Miami (Ohio) (Sep 08, 2017)
48 (48-19-136)	vs Radford (Sep 09, 2017)
43 (43-31-146)	vs Georgia (Oct 6, 2017)

TOTAL ATTEMPTS 3-SETS (K-E-TA)

103 (43-11-103)	vs North Florida (Aug 26, 2017)
101 (32-15-101)	vs Ole Miss (Oct 15, 2017)
99 (28-19- 99)	at Arkansas (Oct 13, 2017)
92 (44-16- 92)	vs Georgia Southern (Sep 15, 2017)
87 (43-14- 87)	vs Eastern Kentucky (Sep 08, 2017)

TOTAL ATTEMPTS 4-SETS (K-E-TA)

170 (58-25-170)	vs UNCW (Sept 1, 2017)
154 (50-25-154)	vs Texas Tech (Sep 16, 2017)
153 (64-18-153)	vs Tennessee (Oct 1, 2017)
150 (62-13-150)	at Duke (Sept 2, 2017)
137 (39-27-137)	vs Auburn (Oct 29, 2017)

TOTAL ATTEMPTS 5-SETS (K-E-TA)

176 (59-26-176)	at Alabama (Oct 22, 2017)
148 (56-19-148)	at Mississippi State (Sep 22, 2017)
146 (43-31-146)	vs Georgia (Oct 6, 2017)
136 (48-19-136)	vs Radford (Sep 09, 2017)
135 (53-21-135)	vs Miami (Ohio) (Sep 08, 2017)

ASSISTS 3-SETS

43	vs Eastern Kentucky (Sep 08, 2017)
42	vs North Florida (Aug 26, 2017)
40	vs Georgia Southern (Sep 15, 2017)
39	vs Mercer (Aug 25, 2017)
34	vs Troy (Aug 26, 2017)

ASSISTS 4-SETS

59	vs Tennessee (Oct 1, 2017)
58	at Duke (Sept 2, 2017)
52	vs UNCW (Sept 1, 2017)
52	at Auburn (Oct 18, 2017)
46	vs Texas Tech (Sep 16, 2017)

ASSISTS 5-SETS

56	at Alabama (Oct 22, 2017)
52	at Mississippi State (Sep 22, 2017)
51	vs Miami (Ohio) (Sep 08, 2017)
43	vs Radford (Sep 09, 2017)
39	vs Georgia (Oct 6, 2017)

DIGS 3-SETS

45	vs North Florida (Aug 26, 2017)
41	vs Ole Miss (Oct 15, 2017)
40	vs Georgia Southern (Sep 15, 2017)
39	vs Eastern Kentucky (Sep 08, 2017)
35	vs Mercer (Aug 25, 2017)

DIGS 4-SETS

77	vs UNCW (Sept 1, 2017)
69	at Auburn (Oct 18, 2017)
68	at Duke (Sept 2, 2017)
64	vs Tennessee (Oct 1, 2017)
60	vs Texas Tech (Sep 16, 2017)

DIGS 5-SETS

80	at Alabama (Oct 22, 2017)
70	vs Miami (Ohio) (Sep 08, 2017)
68	at Mississippi State (Sep 22, 2017)
58	vs Radford (Sep 09, 2017)
49	vs Georgia (Oct 6, 2017)

ACES

10	vs Miami (Ohio) (Sep 08, 2017)
9	vs Radford (Sep 09, 2017)
8	vs Georgia (Oct 6, 2017)
6	vs Georgia Southern (Sep 15, 2017)
6	vs Texas Tech (Sep 16, 2017)
6	vs LSU (Sept 29, 2017)

BLOCKS

14.0	vs Auburn (Oct 29, 2017)
13.0	vs Georgia (Oct 6, 2017)
13.0	at Duke (Sept 2, 2017)
12.0	vs North Florida (Aug 26, 2017)
12.0	vs Texas Tech (Sep 16, 2017)
12.0	at Clemson (Sep 16, 2017)
10.5	at Alabama (Oct 22, 2017)
10.0	at Mississippi State (Sep 22, 2017)
10.0	vs Eastern Kentucky (Sep 08, 2017)
9.0	vs Troy (Aug 26, 2017)

INDIVIDUAL MATCH RECORDS - RALLY SCORING ERA (SINCE 2001)

KILLS

3-SET MATCHES

Rank	Name	Opponent (Date)	Kills
1.	Shonda Cole	Georgia (11/15/2006)	27
2.	Shonda Cole	Arkansas (10/27/2006)	22
3.	6x, Last: Juliette Thévenin	Montana (8/26/2011)	21

4-SET MATCHES

Rank	Name	Opponent (Date)	Kills
1.	Shonda Cole	Florida (9/17/2006)	35
2.	Shonda Cole	College of Charleston (11/22/2006)	29
	Shonda Cole	Tennessee (11/12/2006)	29
4.	Hannah Lawing	Harvard (9/12/2009)	28
5.	4x, Last: Mikayla Shields	Miami (9/8/17)	26

5-SET MATCHES

Rank	Name	Opponent (Date)	Kills
1.	Shonda Cole	TCU (8/25/2006)	37
2.	Shonda Cole	Auburn (9/15/2006)	36
	Shonda Cole	Clemson (8/31/2006)	36
4.	Shonda Cole	St. John's (9/8/2006)	32
5.	Shonda Cole	Alabama (10/1/2006)	31

ATTACKS

3-SET MATCHES

Rank	Name	Opponent (Date)	Attacks
1.	Shonda Cole	Kentucky (10/7/2006)	52
2.	Juliette Thevenin	Montana (8/26/2011)	50
3.	Shonda Cole	College of Charleston (9/15/2005)	47
4.	Shonda Cole	Ole Miss (11/5/2006)	45
	Ivana Kujundzic	Tennessee (10/10/2008)	45

4-SET MATCHES

Rank	Name	Opponent (Date)	Attacks
1.	Shonda Cole	Tennessee (11/12/2006)	73
2.	Shonda Cole	North Carolina (11/27/2004)	72
3.	Shonda Cole	Florida (9/17/2006)	65
	Shonda Cole	Alabama (11/17/2006)	65
	Shonda Cole	College of Charleston (11/22/2006)	65

5-SET MATCHES

Rank	Name	Opponent (Date)	Attacks
1.	Juliette Thevenin	Clemson (9/6/2013)	73
	Juliette Thevenin	Alabama (11/16/2012)	73
3.	Shonda Cole	Auburn (9/15/2006)	71
4.	Ivana Kujundzic	Rice (9/11/2009)	70
5.	Shonda Cole	Auburn (10/22/2006)	68

HITTING PERCENTAGE

3-SET MATCHES (MINIMUM 15 ATTACKS)

Rank	Name	Opponent (Date)	(K-E-A) Pct.
1.	Mikayla Robinson	Mercer (8/25/2017)	(12-1-13) .846
2.	Belita Salters	Mississippi State (11/23/2008)	(15-0-19) .789
3.	Sam Alban	Kentucky (9/20/2002)	(13-0-17) .765
4.	Megan Laughlin	South Carolina State (10/23/2008)	(11-0-15) .733
5.	Niece Curry	Santa Clara (9/1/2001)	(14-1-18) .722

4-SET MATCHES (MINIMUM 20 ATTACKS)

Rank	Name	Opponent (Date)	(K-E-A) Pct.
1.	Niece Curry	American (12/5/2002)	(18-1-22) .773
2.	Darian Dozier	Alabama (11/8/2015)	(17-0-24) .708
3.	Berna Dwyer	LSU (10/6/2002)	(17-0-25) .680
4.	Bethanie Thomas	Elon (9/3/2011)	(16-1-26) .577
5.	Juliette Thevenin	Robert Morris (9/21/2013)	(26-2-42) .571
	Darian Dozier	Texas A&M (10/6/2013)	(18-2-28) .571

5-SET MATCHES (MINIMUM 25 ATTACKS)

Rank	Name	Opponent (Date)	(K-E-A) Pct.
1.	Belita Salters	UNLV (8/30/2008)	(21-2-35) .543
2.	Meredith Moorehead	Kentucky (11/10/2006)	(15-2-25) .520
3.	Sarah Blomgren	Mississippi State (10/4/2015)	(20-2-33) .545
4.	Darian Dozier	Winthrop (9/5/2015)	(14-1-27) .481
5.	Shonda Cole	TCU (8/25/2006)	(37-6-65) .477

ASSISTS

3-SET MATCHES

Rank	Name	Opponent (Date)	Assists
1.	Megan Hosp	Georgia (11/2/2001)	52
2.	Alexcis Thomson	Georgia (11/15/2006)	50
	B. Denson-Dorman	Coll. of Charleston (9/12/2008)	50
4.	Aubrey Ezell	Georgia (10/14/2015)	49
5.	Megan Hosp	Purdue (9/7/2001)	47

4-SET MATCHES

Rank	Name	Opponent (Date)	Assists
1.	Megan Hosp	Arkansas (11/17/2001)	66
2.	Megan Hosp	North Carolina (12/6/2002)	65
3.	Megan Hosp	North Carolina (11/29/2001)	61
4.	Megan Hosp	North Carolina (11/24/2001)	60
	Iris Santos	Florida (9/17/2006)	60

5-SET MATCHES

Rank	Name	Opponent (Date)	Assists
1.	Iris Santos	Auburn (10/22/2006)	64
2.	Alexcis Thomson	Kentucky (10/8/2003)	62
	Iris Santos	Clemson (8/31/2006)	62
	Iris Santos	TCU (10/1/2006)	62
	Aubrey Ezell	Tennessee (10/17/2015)	62

DIGS

3-SET MATCHES

Rank	Name	Opponent (Date)	Digs
1.	Hannah Lawing	Furman (9/10/2010)	26
2.	Hannah Lawing	Clemson (9/3/2010)	24
3.	Sarah Cline	Georgia (10/16/2009)	22
	Hannah Lawing	Ole Miss (9/24/2010)	22
5.	Mikaela Christiaansen	Kentucky (10/13/2013)	21

4-SET MATCHES

Rank	Name	Opponent (Date)	Digs
1.	Mikaela Christiaansen	Georgia (11/23/2014)	33
2.	Yajaira Cadet	North Carolina (12/6/2002)	30
3.	3x, Last: Paige Wheeler	LSU (11/13/2011)	28

5-SET MATCHES

Rank	Name	Opponent (Date)	Digs
1.	Hannah Lawing	Mississippi State (11/13/2010)	38
2.	Sarah Cline	Arkansas (11/2/2007)	36
3.	Mikaela Christiaansen	Mississippi State (10/24/2014)	27
	Paige Wheeler	LSU (11/13/2011)	27
	Sarah Cline	Rice (9/11/2009)	27

SERVICE ACES

3-SET MATCHES

Rank	Name	Opponent (Date)	Aces
1.	Megan Hosp	Creighton (9/7/2002)	8
2.	8x, Last: Mikayla Shields	Georgia (11/6/2016)	6

4-SET MATCHES

Rank	Name	Opponent (Date)	Aces
1.	Cally Plummer	Clemson (10/10/2001)	8
2.	6x, Last: Jordan Bradosky	The Citadel (9/26/2010)	6

INDIVIDUAL MATCH RECORDS - RALLY SCORING ERA (SINCE 2001)

5-SET MATCHES

Rank	Name	Opponent (Date)	Aces
1.	<i>Aubrey Ezell</i>	<i>Miami (Ohio) (9/8/2017)</i>	6
	Taylor Bruns	BYU (8/28/2010)	
	Shonda Cole	Alabama (10/1/2006)	
4.	<i>7x, Last: Aubrey Ezell</i>	<i>Radford (9/9/2017)</i>	5

SOLO BLOCKS

3-SET MATCHES

Rank	Name	Opponent (Date)	Blocks
1.	Teresa Stenlund	Lipscomb (9/11/2010)	5
2.	<i>6x, Last: Alicia Starr</i>	<i>Davidson (9/16/2016)</i>	4
	Previous: Belita Salters	VCU (8/31/2007)	4

4-SET MATCHES

Rank	Name	Opponent (Date)	Blocks
1.	<i>13x, Last: Claire Edwards</i>	<i>Arkansas (11/23/2016)</i>	3

5-SET MATCHES

Rank	Name	Opponent (Date)	Blocks
1.	Juliette Thévenin	Alabama (11/16/2012)	4
2.	8x, Last: Bethanie Thomas	E. Tenn. State (8/25/2012)	3

BLOCK ASSISTS

3-SET MATCHES

Rank	Name	Opponent (Date)	Blocks
1.	Darian Dozier	High Point (8/31/2013)	8
	Berna Dwyer	Santa Clara (9/1/2001)	8
3.	<i>5x, Last: Mikayla Robinson</i>	<i>Clemson (9/16/2017)</i>	7

4-SET MATCHES

Rank	Name	Opponent (Date)	Blocks
1.	7x, Last: Belita Salters	North Carolina (9/10/2005)	10

5-SET MATCHES

Rank	Name	Opponent (Date)	Blocks
1.	Jacqy Angermiller	Eastern Kentucky (9/19/2014)	11
	Crystal Johnson	St. John's (9/8/2006)	11
3.	6x, Last: Darian Dozier	Furman (9/6/2014)	8

TOTAL BLOCKS

3-SET MATCHES

Rank	Name	Opponent (Date)	Blocks
1.	Belita Salters	Auburn (10/21/2007)	9
2.	4x, Last: Darian Dozier	High Point (8/31/2013)	8

4-SET MATCHES

Rank	Name	Opponent (Date)	Blocks
1.	Lauren Ford	Mississippi (10/8/2004)	13
2.	<i>5x, Last: Alicia Starr</i>	<i>Kentucky (10/2/2016)</i>	11

5-SET MATCHES

Rank	Name	Opponent (Date)	Blocks
1.	Crystal Johnson	St. John's (9/8/2006)	13
2.	4x, Last: Jacqy Angermiller	E. Kentucky (9/19/2014)	11

PLEASE NOTE: Box scores are only available from 1993 to the present. Limited historical records prior to 1993 were used to compile records as well.

* From 2001 through 2007, sets went to 30 points instead of 25

Current players in *italics*



Sophomore Alicia Starr was a surprise standout at the net in her first season with the team. Despite playing out at the pin in her prep career, Starr moved in to the middle due to depth concerns, and turned out to be the team's top blocker. Her 1.13 blocks per set set the program's freshman record for the rally-scoring era.

TEAM MATCH RECORDS - RALLY SCORING ERA (SINCE 2001)

KILLS

3-SET MATCHES

Rank	Opponent (Date)	Kills
1.	Purdue (9/7/2001)	62
2.	Georgia (11/15/2006)	61
3.	Mississippi State (11/3/2002)	60
4.	Georgia (11/2/2001)	59
5.	Mississippi State (10/21/11)	57

4-SET MATCHES

Rank	Opponent (Date)	Kills
1.	Florida (9/17/2006)	82
	Houston (9/16/2005)	82
3.	North Carolina (11/24/2001)	78
4.	Michigan State (8/31/2002)	76
5.	North Carolina (12/6/2002)	73

5-SET MATCHES

Rank	Opponent (Date)	Kills
1.	Arkansas (11/2/2007)	85
2.	Tennessee (11/11/2007)	82
	Maryland (9/11/2007)	82
4.	Auburn (9/14/2007)	81
5.	Auburn (9/15/2006)	80

ATTACKS

3-SET MATCHES

Rank	Opponent (Date)	Attacks
1.	San Diego (9/13/2002)	166
2.	Montana (8/26/2011)	149
3.	Delaware (8/25/2007)	148
4.	College of Charleston (9/15/2005)	146
5.	George Washington (9/1/2007)	144

4-SET MATCHES

Rank	Opponent (Date)	Attacks
1.	Arkansas (10/4/2002)	193
2.	North Carolina (12/6/2002)	192
3.	Michigan State (8/31/2002)	191
4.	North Carolina (11/29/2001)	190
	Arkansas (11/17/2001)	190

5-SET MATCHES

Rank	Opponent (Date)	Attacks
1.	Tennessee (11/11/2007)	241
2.	Arkansas (11/2/2007)	234
3.	Maryland (9/11/2007)	223
4.	Mississippi State (11/13/2010)	220
5.	Georgia (10/19/2007)	212

HITTING PERCENTAGE

3-SET MATCHES

Rank	Opponent (Date)	(K-E-A) Pct.
1.	SC State (10/23/2008)	(50-3-80) .587
2.	Mississippi State (11/23/2008)	(48-3-84) .536
3.	Troy (9/7/2007)	(52-6-92) .500
	Auburn (9/27/2002)	(53-8-90) .500
5.	Western Carolina (9/2/2006)	(51-7-93) .473

4-SET MATCHES

Rank	Opponent (Date)	(K-E-A) Pct.
1.	Mississippi (10/16/2011)	(61-11-127) .394
2.	Stony Brook (8/27/2011)	(64-11-137) .387
	North Carolina (11/24/2001)	(78-18-159) .377
4.	Niagara (9/2/2012)	(58-14-119) .370
5.	Houston (9/16/2005)	(82-15-185) .362

5-SET MATCHES

Rank	Opponent (Date)	(K-E-A) Pct.
1.	Arkansas (11/23/2012)	(68-17-143) .357
2.	Michigan State (9/18/2004)	(64-17-143) .329
3.	Clemson (9/10/2002)	(74-22-162) .321
4.	ETSU (8/25/2012)	(70-21-165) .297
5.	Alabama (9/25/2009)	(58-18-138) .290
	Clemson (8/31/2006)	(76-29-162) .290

ASSISTS

3-SET MATCHES

Rank	Opponent (Date)	Assists
1.	Georgia (11/15/2006)	58
	Mississippi State (11/3/2002)	58
3.	Purdue (9/7/2001)	56
4.	Mississippi State (10/21/2011)	55
5.	College of Charleston (9/12/2008)	54
	Georgia (11/2/2001)	54

4-SET MATCHES

Rank	Opponent (Date)	Assists
1.	Florida (9/17/2006)	76
2.	Houston (9/16/2005)	71
3.	Arkansas (11/17/2001)	68
	North Carolina (12/6/2002)	68
5.	North Carolina (11/24/2001)	67
	Michigan State (8/31/2002)	67

5-SET MATCHES

Rank	Opponent (Date)	Assists
1.	Arkansas (11/2/2007)	80
2.	Tennessee (11/11/2007)	79
3.	Auburn (9/14/2007)	76
4.	Maryland (9/1/2007)	73
5.	Georgia (10/19/2007)	72

SERVICE ACES

3-SET MATCHES

Rank	Opponent (Date)	Aces
1.	Alabama (9/29/2002)	16
	Creighton (9/7/2002)	16
	Auburn (10/17/2004)	16
4.	Auburn (9/27/2002)	15
5.	6x, Last: Georgia (11/6/2016)	12

4-SET MATCHES

Rank	Opponent (Date)	Aces
1.	Clemson (10/10/2001)	14
2.	Tennessee (10/19/2001)	13
	Auburn (10/16/2005)	13
	The Citadel (9/26/2010)	13
5.	5x, Last: Tennessee St. (9/1/2006)	11

5-SET MATCHES

Rank	Opponent (Date)	Aces
1.	Santa Clara (9/18/2003)	15
2.	George Washington (9/20/2003)	14
3.	Indiana (9/13/2003)	13
4.	Clemson (9/10/2002)	12
5.	3x, Last: BYU (8/28/2010)	11

DIGS

3-SET MATCHES

Rank	Opponent (Date)	Digs
1.	Winthrop (9/10/11)	76
	San Diego (9/13/2002)	76
3.	Montana (8/26/2011)	73
4.	Georgia (10/14/2015)	71
5.	Temple (8/27/11)	67

4-SET MATCHES

Rank	Opponent (Date)	Digs
1.	North Carolina (12/6/2002)	86
2.	Harvard (9/12/2009)	85
3.	Michigan State (8/31/2002)	81
	Charleston (9/19/2015)	81
5.	Alabama (9/15/2006)	80
	Georgia (11/23/2014)	80

5-SET MATCHES

Rank	Opponent (Date)	Digs
1.	Mississippi State (11/13/2010)	114
2.	Arkansas (11/2/2007)	108
3.	Tennessee (11/11/2007)	106
4.	College of Charleston (9/10/2011)	101
5.	Clemson (8/28/2009)	97

TOTAL BLOCKS

3-SET MATCHES

Rank	Opponent (Date)	Total Blocks
1.	Mercer (9/3/2005)	17
2.	Tennessee (11/9/2005)	16
3.	College of Charleston (8/26/2016)	15
4.	Winthrop (11/26/2005)	14
	Auburn (10/31/2003)	14

4-SET MATCHES

Rank	Opponent (Date)	Total Blocks
1.	Ole Miss (10/8/2004)	21
2.	North Carolina (9/10/2005)	19
	American (12/5/2002)	19
4.	Jacksonville (8/30/2014)	16
	Arizona St. (9/6/2002)	16
	Georgia (11/17/2002)	16

5-SET MATCHES

Rank	Opponent (Date)	Total Blocks
1.	St. John's (9/8/2006)	20
2.	Santa Clara (9/18/2003)	17
	Arkansas (9/25/2005)	17
	Eastern Kentucky (9/19/2014)	17
5.	Kentucky (10/1/2004)	16.5

PLEASE NOTE: Box scores are only available from 1993 to the present. Limited historical records prior to 1993 were used to compile records as well.

** From 2001 through 2007, sets went to 30 points instead of 25*

SINGLE-SEASON RECORDS

RALLY-SCORING ERA (2001-PRESENT)

KILLS

Rank	Name (Year)	Kills
1.	Shonda Cole (2006)	703
2.	Juliette Thévenin (2013)	466
3.	Juliette Thévenin (2012)	453
4.	Shonda Cole (2005)	414
5.	Ivana Kujundzic (2008)	401

KILLS PER SET (Min. 150 Kills)

Rank	Name (Year)	(K-SP) K/S
1.	Shonda Cole (2006)	(703-122) 5.76
2.	Juliette Thévenin (2013)	(466-102) 4.57
3.	Juliette Thévenin (2012)	(453-105) 4.31
4.	Shonda Cole (2005)	(414-99) 4.18
5.	Shonda Cole (2004)	(379-94) 4.03

ATTACKS

Rank	Name (Year)	Attacks
1.	Shonda Cole (2006)	1,541
2.	Juliette Thévenin (2013)	1,173
3.	Juliette Thévenin (2012)	1,073
4.	Ivana Kujundzic (2008)	1,051
5.	Koko Atoa-Williams (2014)	991

HITTING PERCENTAGE (Min. 300 Attacks)

Rank	Name (Year)	(K-E-A) Pct.
1.	Niece Curry (2002)	(335-69-658) .404
2.	Belita Salters (2008)	(338-80-664) .389
3.	Berna Dwyer (2002)	(299-81-615) .354
4.	Belita Salters (2007)	(306-89-657) .330
5.	Darian Dozier (2015)	(247-71-561) .314

ASSISTS

Rank	Name (Year)	Assists
1.	Megan Hosp (2002)	1,218
2.	Aubrey Ezell (2015)	1,167
3.	Bridget Denson-Dorman (2008)	1,120
4.	Megan Hosp (2001)	1,113
5.	Katelyn Panzau (2003)	1,069

ASSISTS PER SET (Min. 150 Assists)

Rank	Name (Year)	(A-SP) A/S
1.	Megan Hosp (2002)	(1,218-99) 12.30
2.	Megan Hosp (2001)	(1,113-92) 12.10
3.	Iris Santos (2006)	(978-86) 11.37
4.	B. Denson-Dorman (2008)	(1,120-106) 10.57
5.	Aubrey Ezell (2015)	(1,167-114) 10.24

ACES

Rank	Name (Year)	Aces
1.	Megan Hosp (2002)	53
2.	Cally Plummer (2001)	50
	Cally Plummer (2002)	50
4.	Shonda Cole (2006)	47
	Aubrey Ezell (2015)	47

ACES PER SET (Min. 30 Aces)

Rank	Name (Year)	(A-SP) A/S
1.	Cally Plummer (2002)	(50-88) 0.57
2.	Cally Plummer (2001)	(50-92) 0.54
3.	Megan Hosp (2002)	(53-99) 0.54
4.	Aubrey Ezell (2015)	(47-114) 0.41
5.	Megan Laughlin (2007)	(42-106) 0.40
	Aubrey Ezell (2016)	(41-106) 0.40

DIGS

Rank	Name (Year)	Digs
1.	Mikaela Christiaansen (2014)	535
2.	Hannah Lawing (2010)	523
3.	Sarah Cline (2009)	498
4.	Paige Wheeler (2011)	475
5.	Paige Wheeler (2012)	414

DIGS PER SET (Min. 150 Digs)

Rank	Name (Year)	(D-SP) D/S
1.	Hannah Lawing (2010)	(523-107) 4.89
2.	Sarah Cline (2009)	(498-109) 4.57
3.	Paige Wheeler (2011)	(475-104) 4.57
4.	Mikaela Christiaansen (2014)	(535-123) 4.35
5.	Paige Wheeler (2012)	(414-106) 3.91

BLOCK SOLOS

Rank	Name (Year)	Block Solos
1.	Belita Salters (2007)	33
2.	Megan Laughlin (2007)	23
3.	Darian Dozier (2015)	18
4.	Nicole Miller (2005)	17
5.	Niece Curry (2002)	15
	Niece Curry (2003)	15
	Shonda Cole (2006)	15
	Ivana Kujundzic (2008)	15
	Belita Salters (2008)	15

BLOCK ASSISTS

Rank	Name (Year)	Block Assists
1.	Darian Dozier (2014)	127
2.	Darian Dozier (2013)	107
	Lauren Ford (2004)	107
4.	Niece Curry (2002)	99
5.	Nicole Miller (2004)	95
	Belita Salters (2007)	95

TOTAL BLOCKS

Rank	Name (Year)	Total Blocks
1.	Darian Dozier (2014)	141
2.	Belita Salters (2007)	128
3.	Lauren Ford (2004)	118
4.	Darian Dozier (2013)	115
5.	Niece Curry (2002)	114

BLOCKS PER SET (Min. 50 Blocks)

Rank	Name (Year)	(B-SP) B/S
1.	Belita Salters (2005)	(51-37) 1.38
2.	Lauren Ford (2004)	(118-93) 1.27
3.	Belita Salters (2007)	(128-106) 1.21
4.	Darian Dozier (2014)	(141-120) 1.17
5.	Niece Curry (2002)	(114-99) 1.15



Junior Aubrey Ezell's serve has been one of the program's most dominant in the rally-scoring era. Her first two seasons with the program rank fourth and fifth in program history for aces per set, all while cutting her service errors almost in half from 2015 to 2016.

CAREER RECORDS

KILLS

Rank	Name (Years)	Kills
1.	Lori Rowe (1983-86)	1,855
2.	Shonda Cole (2003-06)	1,775
3.	Juliette Thévenin (2010-13)	1,590
4.	Cally Plummer (1998-02)	1,345
5.	Heather Larkin (1994-97)	1,293
6.	Amy Iannocari (1991-94)	1,231
7.	Kim DeNeve (1986-89)	1,179
8.	Ivana Kujundzic (2006-09)	1,133
9.	Berna Dwyer (1999-02)	1,107
10.	Lora Myers (1987-90)	1,100

KILLS PER SET (Min. 500 Kills)

Rank	Name (Years)	(K-SP) K/S
1.	Shonda Cole (2003-06)	(1,775-417) 4.26
2.	Juliette Thévenin (2010-13)	(1,590-391) 4.07
3.	Lori Rowe (1983-86)	(1,855-507) 3.66
4.	Kori Ermigarat (1994-95)	(842-233) 3.61
5.	Cally Plummer (1998-02)	(1,345-394) 3.41
6.	Mikayla Shields (2016-)	(637-189) 3.37
7.	Heather Larkin (1994-97)	(1,293-395) 3.27
8.	Crystal Moore (1997-99)	(754-240) 3.14
9.	Kim DeNeve (1986-89)	(1,179-381) 3.09
10.	Berna Dwyer (1999-02)	(1,107-366) 3.02

ATTACKS

Rank	Name (Years)	Attacks
1.	Shonda Cole (2003-06)	4,181
2.	Juliette Thévenin (2010-13)	4,076
3.	Lori Rowe (1983-86)	3,874
4.	Amy Iannocari (1991-94)	3,487
5.	Cally Plummer (1998-02)	3,288
6.	Ivana Kujundzic (2006-09)	3,047
7.	Heather Larkin (1994-97)	2,958
8.	Caryn Case (1988-91)	2,936
9.	Lora Myers (1987-90)	2,825
10.	Kim DeNeve (1986-89)	2,819

HITTING PERCENTAGE (Min. 1,000 Attacks)

Rank	Name (Years)	(K-E-A) Pct.
1.	Lori Rowe (1983-86)	(1,855-298-3,874) .402
2.	Ashley Edlund (1995-98)	(517-92-1,200) .354
3.	Niece Curry (2001-03)	(704-213-1,495) .328
4.	Belita Salters (2005-08)	(892-299-1,903) .312
5.	Libby Ralston (1989-92)	(699-225-1,572) .302
6.	Mikayla Shields (2016-)	(637-205-1490) .290
7.	Sam Alban (1999-02)	(844-316-1,877) .281
8.	Heather Larkin (1994-97)	(1,293-463-2,958) .281
9.	S. Pflughaupt (1986-89)	(1,093-432-2,413) .274
10.	Berna Dwyer (1999-02)	(1,107-420-2,533) .271

ASSISTS

Rank	Name (Years)	Assists
1.	Ashley Edlund (1995-98)	5,177
2.	Megan Hosp (1999-02)	4,689
3.	Tammy Correll (1987-90)	4,563
4.	Julie Morrison (1984-87)	3,602
5.	Jodi Thompson (1991-94)	3,237
6.	Taylor Bruns (2009-12)	2,858
7.	Shellie Higgins (1983-84)	2,544
8.	Kelly Morrow (1993-96)	2,136
9.	Bridget Denson-Dorman (2008-09)	2,044
10.	Iris Santos (2003-06)	2,040
-	Aubrey Ezell (2015-)	1,987

ASSISTS PER SET (Min. 500 Assists)

Rank	Name (Years)	(A-SP) A/S
1.	Megan Hosp (1999-02)	(4,689-387) 12.12
2.	Ashley Edlund (1995-98)	(5,177-430) 12.04
3.	Tammy Correll (1987-90)	(4,563-447) 10.21
4.	Shellie Higgins (1983-84)	(2,544-254) 10.02
5.	Katelyn Panzau (2003-04)	(1,857-194) 9.57
6.	B. Denson-Dorman (2008-09)	(2,044-215) 9.51
7.	Julie Morrison (1984-87)	(3,602-385) 9.36
8.	Taylor Bruns (2009-12)	(2,858-377) 7.58
9.	Aubrey Ezell (2015-)	(1,982-297) 6.67
10.	Jodi Thompson (1991-94)	(3,237-495) 6.54

SERVICE ACES

Rank	Name (Years)	Aces
1.	Cally Plummer (1998-02)	243
2.	Teri Montoya (1983-84)	214
3.	Tammy Correll (1987-90)	190
4.	Lori Rowe (1983-86)	186
5.	Jodi Thompson (1991-94)	162
6.	Megan Hosp (1999-02)	132
7.	Ashley Edlund (1995-98)	130
8.	Kim Brown (1983-84)	129
9.	Aubrey Ezell (2015-)	128
10.	Colleen McKenzie (1985-88)	119

ACES PER SET (Min. 75 Aces)

Rank	Name (Years)	(A-SP) A/S
1.	Teri Montoya (1983-84)	(214-254) 0.84
2.	Cally Plummer (1998-02)	(243-394) 0.62
3.	Kim Brown (1983-84)	(129-254) 0.51
4.	Shellie Higgins (1983-84)	(116-254) 0.46
5.	Tammy Correll (1987-90)	(190-447) 0.43
6.	Aubrey Ezell (2015-)	(128-304) 0.42
7.	Lori Rowe (1983-86)	(186-507) 0.37
8.	Crystal Moore (1997-99)	(82-240) 0.34
9.	Megan Hosp (1999-02)	(132-387) 0.34
10.	Jodi Thompson (1991-94)	(162-495) 0.33

DIGS

Rank	Name (Years)	Digs
1.	Sarah Cline (2006-09)	1,464
2.	Diane Denton (1985-88)	1,462
3.	Hannah Lawing (2007-10)	1,334
4.	Jodi Thompson (1991-94)	1,332
5.	Amy Iannocari (1991-94)	1,196
6.	Ashley Edlund (1995-98)	1,160
7.	Megan Hosp (1999-02)	1,079
8.	Shani Abshier (1994-97)	1,049
9.	Juliette Thévenin (2010-13)	1,012
10.	Paige Wheeler (2010-12)	1,001

DIGS PER SET (Min. 500 Digs)

Rank	Name (Years)	(D-SP) D/S
1.	Fernanda Laires (1996-97)	(839-208) 4.03
2.	M. Christiaansen (2013-14)	(921-231) 3.99
3.	Kori Ermigarat (1994-95)	(920-233) 3.95
4.	Paige Wheeler (2010-12)	(1,001-280) 3.58
5.	Sarah Cline (2006-09)	(1,464-422) 3.47
6.	Hannah Lawing (2007-10)	(1,334-398) 3.35
7.	Crystal Moore (1997-99)	(765-240) 3.19
8.	Diane Denton (1985-88)	(1,462-477) 3.06
9.	Aubrey Ezell (2015-)	(904-304) 2.97
10.	Katie Gerst (1992-94)	(986-334) 2.95

SOLO BLOCKS

Rank	Name (Years)	Block Solos
1.	Stephanie Pflughaupt (1986-89)	264
2.	Lori Rowe (1983-86)	191
3.	Amy Collinsworth (1990-93)	117
4.	Libby Ralston (1989-92)	110
5.	Jennifer Guess (1990-93)	79
6.	Heather Larkin (1994-97)	74
7.	Belita Salters (2005-08)	65
8.	Lorri Anderson (1984-85)	62
9.	Toni Venturini (1984-85)	49
10.	Darian Dozier (2012-2015)	47

BLOCK ASSISTS

Rank	Name (Years)	Block Assists
1.	Stephanie Pflughaupt (1986-89)	461
2.	Lori Rowe (1983-86)	450
3.	Darian Dozier (2012-Present)	380
4.	Amy Collinsworth (1990-93)	358
5.	Heather Larkin (1994-97)	344
6.	Jennifer Guess (1990-93)	328
7.	Lori Drost (1994-97)	306
8.	Belita Salters (2005-08)	305
9.	Sam Alban (1999-02)	285
10.	Berna Dwyer (1999-02)	278

TOTAL BLOCKS

Rank	Name (Years)	Total Blocks
1.	Stephanie Pflughaupt (1986-89)	725
2.	Lori Rowe (1983-86)	641
3.	Amy Collinsworth (1990-93)	475
4.	Darian Dozier (2012-Present)	427
5.	Heather Larkin (1994-97)	418
6.	Jennifer Guess (1990-93)	407
7.	Libby Ralston (1989-92)	383
8.	Belita Salters (2005-08)	370
9.	Lori Drost (1994-97)	349
10.	Sam Alban (1999-02)	328

BLOCKS PER SET (Min. 150 Blocks)

Rank	Name (Years)	(B-SP) B/S
1.	Stephanie Pflughaupt (1986-89)	(725-455) 1.59
2.	Dee Dee Fortman (1995-97)	(248-196) 1.27
3.	Lori Rowe (1983-86)	(641-507) 1.26
4.	Sue Little (1983)	(162-131) 1.24
5.	Libby Ralston (1989-92)	(383-310) 1.24
6.	Danika Taylor (1998-99)	(238-206) 1.16
7.	Lauren Ford (2003-05)	(280-251) 1.12
8.	Heather Larkin (1994-97)	(418-395) 1.06
9.	Amy Collinsworth (1990-93)	(475-450) 1.06
10.	Lorri Anderson (1984-85)	(186-178) 1.05

POINTS

Rank	Name (Years)	Points
1.	Lori Rowe (1983-86)	2457.0
2.	Shonda Cole (2003-06)	2029.0
3.	Cally Plummer (1998-2002)	1749.5
4.	Juliette Thévenin (2010-13)	1,744.5
5.	Stephanie Pflughaupt (1986-89)	1679.5
6.	Heather Larkin (1994-97)	1636.0
7.	Kim DeNeve (1986-89)	1401.5
8.	Berna Dwyer (1999-2002)	1399.0
9.	Amy Iannocari (1991-94)	1386.5
10.	Ivana Kujundzic (2006-09)	1345.0

POINTS PER SET (Min. 500 Points)

Rank	Name (Years)	(P-SP) P/S
1.	Shonda Cole (2003-06)	(2,029.0-417) 4.87
2.	Lori Rowe (1983-86)	(2,457.0-507) 4.85
3.	Juliette Thévenin (2010-13)	(1,744.5-391) 4.46
4.	Cally Plummer (1998-2002)	(1,749.5-362) 4.44
5.	Heather Larkin (1994-97)	(1,636.0-395) 4.14
6.	Kori Ermigarat (1994-95)	(946.5-233) 4.06
7.	Mikayla Shields (2016-)	(727-189) 3.85
8.	Berna Dwyer (1999-2002)	(1,399.0-366) 3.82
9.	Crystal Moore (1997-99)	(892.5-240) 3.72
10.	Stephanie Pflughaupt (1986-89)	(1,679.5-455) 3.69

PLEASE NOTE: Box scores are only available from 1993 to the present. Limited historical records prior to 1993 were used to compile records as well.

Current players in *italics*

FRESHMAN RECORDS (SINCE 2007)

Matches Played: Sarah Cline, 32 (2006)
Sets Played: Sarah Cline, 115 (2006)

Kills

- Juliette Thévenin, 2010 350
- Taylr McNeil, 2014.....324
- Lynae Vanden Hull, 2003314
Mikayla Shields, 2016.....311

Kills Per Set

- Juliette Thévenin, 20103.65
- Mikayla Shields, 2016.....3.17*
- Taylr McNeil, 2014.....3.04

Attacks

- Taylr McNeil, 2014.....935
- Juliette Thevenin, 2010934
- Lynae Vanden Hull, 2003847

Hitting Percentage (Min. 250 Attacks)

- Mikayla Shields, 2016..... (.309)*
- Megan Laughlin, 2003..... (.286)
- Darian Dozier, 2012 (.265)

Assists

- Aubrey Ezell, 2015..... 1167*
- Katelyn Panzau, 20031069
- Jordan Bradosky, 2007651

Assists Per Set (Min. 150 Assists)

- Aubrey Ezell, 2015..... 10.24*
- Katelyn Panzau, 200310.18
- Helen Recaborde, 2013.....6.93

Aces

- Aubrey Ezell, 2015.....47*
- Lynae Vanden Hull, 200342
- Megan Laughlin, 200742

Aces Per Set (Min. 25 Aces)

- Aubrey Ezell, 2015..... 0.41*
- Megan Laughlin, 20070.40
- Lynae Vanden Hull, 20030.39

Digs

- Aubrey Ezell, 2015..... 309*
- Bethanie Thomas, 2011259
- Gabrielle Rubeis, 2013.....246

Digs Per Set (Min. 150 Digs)

- Hannah Lawing, 20072.93
- Aubrey Ezell, 2015..... 2.71*
- Bethanie Thomas, 20112.62

Block Solos

- Megan Laughlin, 200723
- Alicia Starr, 2016..... 14*
- Mikayla Robinson, 2017..... 13*

Block Assists

- Ivana Kujundzic, 200680
- Megan Laughlin, 200775
- Jacqy Angermiller, 201375
- Mikayla Robinson, 201773

Total Blocks

- Megan Laughlin, 200798
- Mikayla Robinson, 2017..... 86*
- Ivana Kujundzic, 200685

Blocks Per Set (Min. 50 Blocks)

- Alicia Starr, 2016..... 1.18*
- Jacqy Angermiller, 20131.08
- Megan Laughlin, 20070.98

SOPHOMORE RECORDS (SINCE 2007)

Matches Played: Four tied with 32
Sets Played: Koko Atoa-Williams, 121 (2014)

Kills

- Shonda Cole, 2004379
- Ivana Kujundzic, 2007349
- Niece Curry, 2002.....335

Kills Per Set

- Shonda Cole, 20044.03
- Juliette Thévenin, 20113.65
- Niece Curry, 2002.....3.38

Attacks

- Koko Atoa-Williams, 2014.....991
- Shonda Cole, 2004976
- Ivana Kujundzic, 2007954

Hitting Percentage (Min. 250 Attacks)

- Niece Curry, 2002..... (.404)
- Frankie Vain, 2011..... (.320)
- Megan Laughlin, 2008..... (.308)

Assists

- Kellie McNeil, 2013.....834
- Katelyn Panzau, 2004788
- Courtney Koehler, 2017..... 774*

Assists Per Set (Min. 150 Assists)

- Kellie McNeil, 2013..... 10.17
- Courtney Koehler, 2017..... 9.21*
- Katelyn Panzau, 20048.85

Aces

- Aubrey Ezell, 2016..... 39*
- Hannah Lawing, 200832
- Three tied.....31

Aces Per Set (Min. 25 Aces)

- Aubrey Ezell, 2016..... 0.39*
- Katelyn Panzau, 20040.35
- Lauren Ford, 20030.31

Digs

- Paige Wheeler, 2011475
- Sarah Cline, 2007368
- Dinelia Concepcion, 2006288

Digs Per Set (Min. 150 Digs)

- Paige Wheeler, 20114.57
- Sarah Cline, 20073.76
- Katelyn Panzau, 20042.61

Block Solos

- Niece Curry, 2002..... 15
- Belita Salters, 200614
- Mikayla Shields, 2017..... 13*

Block Assists

- Darian Dozier, 2013107
- Niece Curry, 2002.....99
- Belita Salters, 200690

Total Blocks

- Darian Dozier, 2013115
- Niece Curry, 2002.....114
- Belita Salters, 2006104

Blocks Per Set (Min. 50 Blocks)

- Niece Curry, 2002.....1.15
- Crystal Johnson, 2005.....1.10
- Darian Dozier, 20131.06

JUNIOR RECORDS (SINCE 2007)

Matches Played: Paige Wheeler, 32 (2012)
Sets Played: Darian Dozier, 120 (2014)

Kills

- Juliette Thévenin, 2012453
- Shonda Cole, 2005414
- Ivana Kujundzic, 2008401

Kills Per Set

- Juliette Thévenin, 20124.31
- Shonda Cole, 20054.18
- Cally Plummer, 20013.68

Attacks

- Juliette Thévenin, 20121,073
- Ivana Kujundzic, 20081,051
- Dessaa Legros, 2015.....973

Hitting Percentage (Min. 250 Attacks)

- Belita Salters, 2007 (.330)
- Sam Alban, 2001 (.298)
- Juliette Thévenin, 2012 (.290)

Assists

- Bridgette Denson-Dorman, 20081120
- Megan Hosp, 20011113
- Taylor Bruns, 2011971

Assists Per Set (Min. 150 Assists)

- Megan Hosp, 200112.10
- Bridgette Denson-Dorman, 2008 ..10.57
- Taylor Bruns, 20119.52

Aces

- Cally Plummer, 200150
- Aubrey Ezell, 2017..... 40*
- Ivana Kujundzic, 200835

Aces Per Set (Min. 25 Aces)

- Cally Plummer, 20010.54
- Aubrey Ezell, 2017..... 0.48*
- Iris Santos, 20050.33

Digs

- Paige Wheeler, 2012.....414
- Michaela Christiaansen, 2013386
- Sarah Cline, 2008384
- Aubrey Ezell, 2017277

Digs Per Set (Min. 150 Digs)

- Aubrey Ezell, 2017..... 4.49*
- Paige Wheeler, 2012.....3.91
- Sarah Cline, 20083.84

Block Solos

- Belita Salters, 200733
- Ivana Kujundzic, 200815
- Niece Curry, 2003.....15

Block Assists

- Darian Dozier, 2014127
- Lauren Ford, 2003107
- Belita Salters, 200795
- Nicole Miller, 2004.....95

Total Blocks

- Darian Dozier, 2014141
- Belita Salters, 2007128
- Lauren Ford, 2004118

Blocks Per Set (Min. 50 Blocks)

- Lauren Ford, 20041.27
- Belita Salters, 20071.21
- Darian Dozier, 20141.14

SENIOR RECORDS (SINCE 2007)

Matches Played: Cole, Thomson, 32 (2006)
Sets Played: Alexis Thomson, 123 (2006)

Kills

- Shonda Cole, 2006703
- Juliette Thévenin, 2013466
- Sarah Blomgren, 2015.....345

Kills Per Set

- Shonda Cole, 20065.76
- Juliette Thévenin, 20134.57
- Berna Dwyer, 20023.22

Attacks

- Shonda Cole, 20061,541
- Juliette Thévenin, 20131,173
- Sarah Blomgren, 2015.....851

Hitting Percentage (Min. 250 Attacks)

- Belita Salters, 2008 (.389)
- Berna Dwyer, 2002 (.354)
- Darian Dozier, 2015 (.314)

Assists

- Megan Hosp, 20021,218
- Iris Santos, 2006978
- Bridgette Denson-Dorman, 2009 ..924

Assists Per Set (Min. 150 Assists)

- Megan Hosp, 200212.30
- Iris Santos, 200611.37
- Taylor Bruns, 20129.34

Aces

- Megan Hosp, 200253
- Shonda Cole, 200647
- Ivana Kujundzic, 200923

Aces Per Set (Min. 25 Aces)

- Cally Plummer, 20020.57
- Megan Hosp, 20020.54
- Shonda Cole, 20060.39

Digs

- Michaela Christiaansen, 2014535
- Hannah Lawing, 2010523
- Sarah Cline, 2009498

Digs Per Set (Min. 150 Digs)

- Hannah Lawing, 20104.89
- Sarah Cline, 20094.57
- Michaela Christiaansen, 20144.35

Block Solos

- Darian Dozier, 201518
- Nicole Miller, 200517
- Shonda Cole, 200615
- Belita Salters, 200815

Block Assists

- Berna Dwyer, 200288
- Nicole Miller, 200588
- Darian Dozier, 201586

Total Blocks

- Nicole Miller, 2005107
- Darian Dozier, 2015104
- Berna Dwyer, 2002102

Blocks Per Set (Min. 50 Blocks)

- Nicole Miller, 20051.13
- Berna Dwyer, 20021.10
- Darian Dozier, 20151.01



DOTTIE HAMPTON || HEAD COACH

- Previously served on the staff as assistant coach and recruiting coordinator
- Was head coach for one season at Niagara
- Part of staff that brought in the 26th-ranked recruiting class for 2017
- Previously coached at Butler, George Mason, Pitt and Indiana
- Was a two-sport athlete at IPFW

The 12th head coach in Gamecock Volleyball history, Dottie Hampton has been elevated to the interim head coach after four years as the Gamecocks' assistant coach and recruiting coordinator.

Hampton has been a key factor in developing a talented young core that boosted the program to its highest win total since 2012, as South Carolina went 18-12 in 2016. Freshmen Mikayla Shields, Courtney Koehler, Claire Edwards and Alicia Starr each played major roles for the team in their first seasons, and enter 2017 as players to watch for the Gamecocks.

In 2015, she helped recruit a stellar class of six freshmen who combined to start 43 matches and play major roles across every position. Aubrey Ezell would be a highlight, as she earned three weekly SEC awards and was named to the conference's All-Freshman team at the end of the year.

Hampton spent the 2013 season as an assistant coach at Butler University and brings a wealth of experience as a coach and player to the Gamecock staff. A native of Richmond, Ind., Hampton works on the offensive side with the Gamecocks' outside hitters and middle blockers.

With the help of Hampton, the Bulldogs had their best season of head coach Sharon Clark's 14-year tenure in 2013 as they went 24-8 overall and 11-5 in BIG EAST play. Hampton helped outside hitter Belle Obert (first team), middle blocker Erica Stahl (first team) and setter Morgan Peterson (second team) earn All-BIG EAST honors. Stahl was also named first team All-East Region by the American Volleyball Coaches Association.

Prior to coaching at Butler, Hampton served as head coach at Niagara in 2012. She guided the Purple Eagles to a 15-14 record, including a 12-6 mark in the Metro Atlantic Athletic Conference. Under the tutelage of Hampton, outside hitter Kari Homomichl was named MAAC Player of the Year, becoming the first Niagara player to earn the honor.

Hampton has also served as an assistant coach at Pittsburgh, George Mason and Indiana. During the 2011 season, she helped the Panthers to an 18-15 record. From 2007-11 Hampton was an assistant coach at George Mason and worked with the middle blockers, setters and defensive specialists. During the 2009 season, Hampton played an integral role in leading the Patriots to a 23-9 overall record and a Colonial Athletic Association Conference title, earning an NCAA Tournament berth. Middle blocker Holly Goode was named the CAA Player of the Year and AVCA All-East Region with Hampton's guidance in 2009.

Hampton gained her first assistant coaching experience at Indiana from 2005-06, working with the Hoosiers' middle blockers. Middle blocker Mandy Eberle set single-season records for block assists and total blocks for the Hoosiers in 2005.

Coaching club volleyball has also been a big part of Hampton's career. She began with the Indy Juniors in 2002 and last coached a club team in 2011-12 with the Pittsburgh Elite. Her 2004 Indy Juniors 18-1 squad qualified for the USA Nationals, and every senior earned a spot on a collegiate roster.

During her playing days, Hampton was a standout for IPFW from 1994-97. She garnered AVCA All-America honors and was a three-time GLVC All-Conference and two-time All-Region selection. Hampton, who was inducted into the IPFW Hall of Fame in 2010, was also a two-time IPFW Player of the Year. She earned her degree in communications with a minor in media production from Purdue University while attending IPFW.

Following her playing career at IPFW, Hampton played as an outside hitter in the European Professional league, playing in Finland, Italy, Portugal and Turkey from 1998-2001.

Hampton is married to Arisca Hampton. The couple resides in Columbia.



HEAD COACHING RECORD

Year	School	Overall			Conference			Finish
		W	L	PCT	W	L	PCT	
2012	Niagara	15	14	.517	12	6	.667	-
2017	South Carolina	1	5	.167	1	5	.167	-
TOTAL		16	19	.471	13	11	.565	

ASSISTANT COACHING RECORD

Year	School	W	L	PCT	W	L	PCT
2014-17	South Carolina	57	50	.533	21	36	.368
2013	Butler	24	8	.750	11	5	.688
2011-12	Pittsburgh	35	29	.547	14	15	.483
2007-11	George Mason	67	70	.489	33	37	.471
2005-06	Indiana	19	45	.297	3	37	.075

13 Seasons

THE HAMPTON TIMELINE

Coaching	Education
2017-present	Interim head coach, South Carolina
2014-2017	Assistant coach/recruiting coordinator, South Carolina
2013	Assistant coach, Butler
2012	Head coach, Niagara
2011-12	Assistant coach, Pittsburgh/Assistant coach, Pittsburgh Elite Club
2007-11	Assistant coach, George Mason
2005-06	Assistant coach, Indiana
2002-05	Co-head coach, Indy Juniors Volleyball Club
1998	B.A., Media Production, Purdue



1 CLAIRE EDWARDS

6-2 | Freshman | MB/RS | Sports/Entertainment Mgmt Major | Columbia, S.C. (River Bluff)

SEASON HIGHS

Kills	13, Texas Tech (9/16)
Attempts	32, Texas Tech (9/16)
Hit. % (Min. 5 Att.)	.545, Troy (8/26)
Assists	1, 2x, last vs. Ga. Southern (9/15)
Aces	2, 2x, last vs. Ga. Southern (9/15)
Digs	5, Texas Tech (9/16/17)
Block Solo	3, Ole Miss (10/15/17)
Block Assists	6, 2x, last vs. Texas Tech (9/16)
Total Blocks	7, UNF (8/26)

CAREER HIGHS

Kills	13, Texas Tech (9/16/17)
Attempts	32, Texas Tech (9/16/17)
Hit. % (Min. 5 Att.)	.714, Gardner-Webb (9/17/16)
Assists	1, 3x, last vs. Ga. Southern (9/15/17)
Aces	2, 2x, last vs. Ga. Southern (9/15/17)
Digs	5, Texas Tech (9/16/17)
Block Solo	3, Ole Miss (10/15/17)
Block Assists	6, 4x, last vs. Texas Tech (9/16/17)
Total Blocks	7, 2x, last vs. UNF (8/26/17)

SEASON HIGHLIGHTS

- Tied a career high with seven blocks against UNF (8/26)
- Hit .545 with six kills against Troy (8/26)
- Hit a career-high two aces in the fifth set of the loss against Radford (9/9)
- Led the team with a career-high 13 kills against Texas Tech, also setting new career highs for digs and block assists (9/16)
- Hit .471 with nine kills vs. Tennessee (10/1)
- Had three solo blocks vs. Ole Miss, a new career best (10/16)

CAREER STATISTICS

YEAR	SP	MP	KILL	K/S	ERR	ATT	PCT	AST	A/S	SA	SA/S	SE	DIG	D/S	RE	BS	BA	TB	B/S	BE	BHE	PTS	PT/S
2016	63	26	79	1.25	23	177	.316	1	0.02	4	0.06	7	3	0.05	0	8	46	54	0.86	5	0	114.0	1.81
2017	69	20	116	1.68	50	294	.224	2	0.03	10	0.14	29	27	0.44	0	8	44	52	0.84	3	1	144.0	2.32
TOTAL	132	46	195	1.48	73	471	.259	3	0.02	14	0.11	36	30	0.24	0	16	90	106	0.85	8	1	258.0	2.06



3 JESS VASTINE

6-0 | Freshman | OH | Exercise Science Major | Wittman, Ariz. (Millennium)

SEASON/CAREER HIGHS

Kills	9, Georgia Southern (9/15)
Attempts	22, Duke (9/2)
Hit. % (Min. 5 Att.)	.571, Clemson (9/16)
Assists	2, 2x, last vs. Georgia (10/6)
Aces	2, Texas Tech (9/16)
Digs	11, Duke (9/2)
Blocks Solo	-
Block Assists	4, Duke (9/2)
Total Blocks	4, Duke (9/2)

SEASON HIGHLIGHTS

- Popped up 11 digs and added four block assists and three kills in the win over Duke (9/2).
- Made her first start against ECU (9/8)
- Her nine kills against Georgia Southern set a new personal best and led the team (9/15)
- Had eight digs and four kills vs. Tennessee (10/1)

BEFORE SOUTH CAROLINA

- Finished second in kills and third in aces at the state's Division II level.
- Was a AIA Division I first team member while playing for her mother at Millennium High School.

CAREER STATISTICS

YEAR	SP	MP	KILL	K/S	ERR	ATT	PCT	AST	A/S	SA	SA/S	SE	DIG	D/S	RE	BS	BA	TB	B/S	BE	BHE	PTS	PT/S
2017	56	21	34	0.61	20	132	.106	17	0.30	6	0.11	6	70	1.25	13	0	9	9	0.16	1	0	44.5	0.79
TOTAL	56	21	34	0.61	20	132	.106	17	0.30	6	0.11	6	70	1.25	13	0	9	9	0.16	1	0	44.5	0.79



5 AUBREY EZELL

5-8 | Junior | DS/Libero | Public Health Major | Granbury, Texas (Granbury)

SEASON HIGHS

Kills	1, 2x, last vs. Radford (9/9)
Attempts	5, UNCW (9/1)
Hit. % (Min. 5 Att.)	.200, UNCW (9/1)
Assists	17, UNCW (9/1)
Aces	6, Miami (9/8)
Digs	25, 2x, last at Auburn (10/18)
Blocks Solo	-
Block Assists	-
Total Blocks	-

CAREER HIGHS

Kills	5, 2x, last vs. Arkansas (10/25/15)
Attempts	9, Winthrop (9/5/15)
Hit. % (Min. 5 Att.)	.600, Clemson (9/4/16)
Assists	62, Tennessee (10/18/15)
Aces	6, Miami (9/8/17)
Digs	25, 2x, last at Auburn (10/18/17)
Blocks Solo	1, 4x, last at Ga. Southern (9/10/16)
Block Assists	5, Auburn (11/6/15)
Total Blocks	5, Auburn (11/6/15)

SEASON HIGHLIGHTS

- Set a career high with 19 digs against Mercer (8/25)
- Recorded her 26th career double-double against UNCW, finishing with 17 assists and 15 digs (9/1)
- Recorded 16 aces over 13 sets at the Carolina Classic, including six against Miami to match a career high and tying the program record for aces in a five-set match (9/8)
- Dug up a career-high 25 balls against Tennessee (10/1)
- Matched her high with 25 digs at Auburn, also adding in eight assists (10/18)

CAREER STATISTICS

YEAR	SP	MP	KILL	K/S	ERR	ATT	PCT	AST	A/S	SA	SA/S	SE	DIG	D/S	RE	BS	BA	TB	B/S	BE	BHE	PTS	PT/S
2015	114	31	50	0.44	22	141	.199	1167	10.24	47	0.41	94	309	2.71	0	4	47	51	0.45	10	10	124.5	1.09
2016	106	30	42	0.40	9	108	.306	726	6.85	41	0.39	62	218	2.06	1	1	8	9	0.08	1	0	88.0	0.83
2017	84	22	2	0.02	3	16	-.062	94	1.12	40	0.48	62	377	4.49	21	0	0	0	0.00	0	6	42.0	0.50
TOTAL	304	83	94	0.31	34	265	.226	1987	6.54	128	0.42	218	904	2.97	22	5	55	60	0.20	11	16	254.5	0.84



6 COURTNEY KOEHLER

5-11 | Sophomore | Setter | Sports/Entertainment Mgmt Major | Asheville, N.C. (A.C. Reynolds)

SEASON/CAREER HIGHS				CAREER HIGHS				SEASON HIGHLIGHTS			
Kills	6, 2x, last at Auburn (10/18)	Kills	6, 2x, last at Auburn (10/18/17)	<ul style="list-style-type: none"> Posted a double-double against UNCW, with 30 assists and 10 digs (9/1) Tied a career high with 11 digs against Miami, and set a career high with two solo blocks (9/8) Set new career highs for kills and blocks against Texas Tech, and matched her personal best in digs (9/16) Dished out a career-high 50 assists vs. Tennessee (10/1) Had a solid all-around match at Auburn, with six kills, 41 assists, 10 digs and a pair of aces (10/18) 							
Attempts	12, Texas Tech (9/16)	Attempts	12, Texas Tech (9/16/17)								
Hit. % (Min. 5 Att.)	.625, Ga. Southern (9/15)	Hit. % (Min. 5 Att.)	.625, Ga. Southern (9/15/17)								
Assists	50, Tennessee (10/1)	Assists	50, Tennessee (10/1/17)								
Aces	3, Georgia (10/6)	Aces	3, Georgia (10/6/17)								
Digs	11, 3x, last vs. Texas Tech (9/16)	Digs	11, 4x, last vs. Texas Tech (9/16/17)								
Blocks Solo	2, Miami (Ohio) (9/8)	Blocks Solo	2, Miami (Ohio) (9/8/17)								
Block Assists	4, Texas Tech (9/16)	Block Assists	4, Texas Tech (9/16/17)								
Total Blocks	4, Texas Tech (9/16)	Total Blocks	4, Texas Tech (9/16/17)								

CAREER STATISTICS

YEAR	SP	MP	KILL	K/S	ERR	ATT	PCT	AST	A/S	SA	SA/S	SE	DIG	D/S	RE	BS	BA	TB	B/S	BE	BHE	PTS	PT/S
2016	97	30	1	0.01	4	11	-.273	388	4.00	12	0.12	9	105	1.08	1	0	2	2	0.02	1	5	14.0	0.14
2017	84	22	65	0.77	10	154	.357	774	9.21	16	0.19	16	151	1.80	0	8	28	36	0.43	8	18	103.0	1.23
TOTAL	181	52	66	0.36	14	165	.315	1162	6.42	28	0.15	25	256	1.41	1	8	30	38	0.21	9	23	117.0	0.65



7 BROOKE GOSTOMSKI

6-0 | Freshman | OH | Pharmacy Major | Muskego, Wisc. (Muskego)

SEASON/CAREER HIGHS				SEASON HIGHLIGHTS				BEFORE SOUTH CAROLINA			
Kills	5, Mercer (8/25)	<ul style="list-style-type: none"> Made her college debut with five kills off the bench against Mercer, hitting .500 (8/25) Recorded a pair of aces against LSU (9/29) Set a season high with nine digs at Alabama (10/22) 	<ul style="list-style-type: none"> Multiple-time Wisconsin Volleyball Coaches Association (WVCA) All-State honoree. She missed her senior season due to injury, but still was named one of the top 150 high school seniors due to her success at the club level. 								
Attempts	8, Mercer (8/25)										
Hit. % (Min. 5 Att.)	.500, Mercer (8/25)										
Assists	1, 2x, last at Alabama (10/24)										
Aces	2, LSU (9/29)										
Digs	9, Alabama (10/22)										
Blocks Solo	-										
Block Assists	-										
Total Blocks	-										

CAREER STATISTICS

YEAR	SP	MP	KILL	K/S	ERR	ATT	PCT	AST	A/S	SA	SA/S	SE	DIG	D/S	RE	BS	BA	TB	B/S	BE	BHE	PTS	PT/S
2017	35	16	11	0.31	4	26	.269	2	0.06	7	0.20	5	24	0.73	5	0	1	1	0.03	0	0	16.5	0.48
TOTAL	35	16	11	0.31	4	26	.269	2	0.06	7	0.20	5	24	0.73	5	0	1	1	0.03	0	0	16.5	0.48



8 MIKAYLA SHIELDS

6-0 | Sophomore | RS/OH | Biological Sciences Major | Orlando, Fla. (Lake Nona)

SEASON HIGHS				CAREER HIGHS				SEASON HIGHLIGHTS			
Kills	26, 2x, last vs. Miami (9/8)	<ul style="list-style-type: none"> Averaged 5.33 kills and 3.17 digs per set, while hitting .383, at the Duke Invitational (9/1-2). Led the offense with four kills and 3.15 digs per set at the Carolina Classic (9/8-9) Led the team with 21 kills and added 10 digs against Tennessee (10/1) Had a double-double with 19 kills and 16 digs at Alabama (10/22) 									
Attempts	57, Alabama (10/22)										
Hit. % (Min. 5 Att.)	.511, Duke (9/2)										
Assists	3, Duke (9/2)										
Aces	2, 2x, last vs. Miami (9/8)										
Digs	19, Miami (9/8)										
Blocks Solo	2, 2x, last vs. Georgia (10/6)										
Block Assists	4, 2x, last vs. Clemson (9/16)										
Total Blocks	5, 2x, last vs. Georgia (10/6)										
Kills	26, Duke (9/2/17)	<ul style="list-style-type: none"> Averaged 5.33 kills and 3.17 digs per set, while hitting .383, at the Duke Invitational (9/1-2). Led the offense with four kills and 3.15 digs per set at the Carolina Classic (9/8-9) Led the team with 21 kills and added 10 digs against Tennessee (10/1) Had a double-double with 19 kills and 16 digs at Alabama (10/22) 									
Attempts	57, Alabama (10/22/17)										
Hit. % (Min. 5 Att.)	.619, William & Mary (9/17/16)										
Assists	3, Duke (9/2/17)										
Aces	6, Georgia (11/6/16)										
Digs	19, Miami (9/8/17)										
Blocks Solo	2, 2x, last vs. Georgia (10/6/17)										
Block Assists	5, 2x, last at Georgia (10/7/16)										
Total Blocks	6, Binghamton (8/27/16)										

CAREER STATISTICS

YEAR	SP	MP	KILL	K/S	ERR	ATT	PCT	AST	A/S	SA	SA/S	SE	DIG	D/S	RE	BS	BA	TB	B/S	BE	BHE	PTS	PT/S
2016	105	30	341	3.25	108	757	.308	7	0.07	8	0.08	7	116	1.10	5	5	65	70	0.67	13	1	386.5	3.68
2017	84	22	296	3.52	97	733	.271	16	0.19	10	0.12	31	203	2.42	12	13	43	56	0.67	8	3	340.5	4.05
TOTAL	189	52	637	3.37	205	1490	.290	23	0.12	18	0.10	38	319	1.69	17	18	108	126	0.67	21	4	727.0	3.85



9 ELLIE POPELKA

6-2 | Freshman | MB | Business Major | Williamsburg, Va. (Jamestown)

SEASON/CAREER HIGHS

Kills	-
Attempts	-
Hit. % (Min. 5 Att.)	-
Assists	-
Aces	-
Digs	-
Blocks Solo	-
Block Assists	-
Total Blocks	-

SEASON HIGHLIGHTS

-

BEFORE SOUTH CAROLINA

- A high school all-american for Jamestown High School in Virginia
- Made the AVCA's high school phenom team three times
- Wendy's High School Heisman representative for her high school

CAREER STATISTICS

YEAR	SP	MP	KILL	K/S	ERR	ATT	PCT	AST	A/S	SA	SA/S	SE	DIG	D/S	RE	BS	BA	TB	B/S	BE	BHE	PTS	PT/S	
2017	-	-	-	-	-	-	-	-	-	-	-	-	-	-	-	-	-	-	-	-	-	-	-	-
TOTAL	-	-	-	-	-	-	-	-	-	-	-	-	-	-	-	-	-	-	-	-	-	-	-	-



10 EMMA LOCK

5-9 | R-Sophomore | DS/Libero | Experimental Psychology Major | Lee's Summit, Mo. (Lee's Summit)

SEASON HIGHS

Kills	1, 2x, last vs. UNCW (9/1)
Attempts	1, 3x, last vs. ECU (9/8)
Hit. % (Min. 5 Att.)	-
Assists	4, Mercer (8/25)
Aces	2, 2x, last vs. Duke (9/2)
Digs	11, 2x, last at Auburn (10/18)
Blocks Solo	-
Block Assists	-
Total Blocks	-

CAREER HIGHS

Kills	1, 4x, last vs. UNCW (9/1/17)
Attempts	5, LSU (9/27/15)
Hit. % (Min. 5 Att.)	.200, LSU (9/27/15)
Assists	4, 3x, last vs. Mercer (8/25/17)
Aces	2, 2x, last vs. UNF (8/26/17)
Digs	19, Western Michigan (9/12/15)
Blocks Solo	N/A
Block Assists	N/A
Total Blocks	N/A

SEASON HIGHLIGHTS

- Returned from a season-ending injury to see time in all three weekend matches for the Gamecocks in their season opener
- Served up a pair of aces against UNF, also adding a weekend-best three digs
- Matched a career high with four assists against Mercer (8/25)
- Dug up 11 balls against UNCW (9/1)
- Added 11 digs off the bench at Auburn (10/18)

CAREER STATISTICS

YEAR	SP	MP	KILL	K/S	ERR	ATT	PCT	AST	A/S	SA	SA/S	SE	DIG	D/S	RE	BS	BA	TB	B/S	BE	BHE	PTS	PT/S
2015	87	27	2	0.02	3	16	-.062	31	0.36	11	0.13	16	140	1.61	10	0	0	0	0.00	0	3	13.0	0.15
2016	15	9	1	0.07	1	2	.000	0	0.00	2	0.13	4	208	1.45	22	0	0	0	0.00	0	3	23.0	0.16
2017	63	21	2	0.03	3	9	-.111	11	0.17	7	0.11	12	74	1.17	11	0	0	0	0.00	0	0	9.0	0.14
TOTAL	165	57	5	0.03	7	27	-.074	42	0.25	20	0.12	32	241	1.46	25	0	0	0	0.00	0	3	25.0	0.15



11 MIKAYLA ROBINSON

6-2 | Freshman | MB | Broadcast Journalism Major | West Dundee, Ill. (Harvest Christian Academy)

SEASON/CAREER HIGHS

Kills	14, Radford (9/9)
Attempts	32, Radford (9/9)
Hit. % (Min. 5 Att.)	.846, Mercer (8/25)
Assists	1, 3x, last vs. Miami (9/8)
Aces	-
Digs	2, ECU (9/8)
Blocks Solo	2, 3x, last vs. Auburn (10/29)
Block Assists	7, 2x, last vs. Auburn (10/29)
Total Blocks	9, Auburn (10/29)

SEASON HIGHLIGHTS

- Set the program's rally scoring era record for hitting percentage (.846) vs. Mercer (8/25)
- Averaged 1.60 blocks per set at the Clemson Challenge (9/15-16)
- Helped the team upset Auburn thanks to 13 kills and five blocks (10/18)
- Hit .500 with 14 kills and five blocks at Alabama (10/22)
- Set a season high with nine blocks against Auburn (10/29)

BEFORE SOUTH CAROLINA

- Ranked as a top-20 recruit, and is also a high school all-american.
- Made Volleyball Magazine's Fab 50 team

CAREER STATISTICS

YEAR	SP	MP	KILL	K/S	ERR	ATT	PCT	AST	A/S	SA	SA/S	SE	DIG	D/S	RE	BS	BA	TB	B/S	BE	BHE	PTS	PT/S
2017	83	22	190	2.29	68	395	.309	3	0.04	0	0.00	0	8	0.10	1	13	73	86	1.04	5	0	239.5	2.88
TOTAL	83	22	190	2.29	68	395	.309	3	0.04	0	0.00	0	8	0.10	1	13	73	86	1.04	5	0	239.5	2.88



12 COURTNEY FURLONG

6-3 | Junior | OH | Experimental Psychology Major | Oviedo, Fla. (Oviedo)

SEASON HIGHS

Kills	10, UNF (8/26)
Attempts	27, Duke (9/2)
Hit. % (Min. 5 Att.)	.350, UNF (8/26)
Assists	1, Troy (8/26)
Aces	2, Radford (9/9)
Digs	16, UNCW (9/1)
Blocks Solo	1, 2x, last vs. UNCW (9/1)
Block Assists	5, EKU (9/8)
Total Blocks	5, EKU (9/8)

CAREER HIGHS

Kills	13, Western Michigan (9/12/15)
Attempts	40, Western Michigan (9/12/15)
Hit. % (Min. 5 Att.)	.556, Georgia (11/6/16)
Assists	2, N.C. Central (8/29/15)
Aces	2, Radford (9/9/17)
Digs	16, UNCW (9/1/17)
Blocks Solo	2, at Charleston (8/26/16)
Block Assists	5, EKU (9/8/17)
Total Blocks	5, EKU (9/8/17)

SEASON HIGHLIGHTS

- Hit. 350 with 10 kills in the win over North Florida (8/26)
- Came off the bench and had three kills, an ace and a solo block in the win over Troy (8/26)
- Dug a career-high 16 balls against UNCW (9/1)

CAREER STATISTICS

YEAR	SP	MP	KILL	K/S	ERR	ATT	PCT	AST	A/S	SA	SA/S	SE	DIG	D/S	RE	BS	BA	TB	B/S	BE	BHE	PTS	PT/S
2015	86	31	110	1.28	54	356	.157	4	0.05	2	0.02	0	37	0.43	2	5	26	31	0.36	4	0	130.0	1.51
2016	41	22	63	1.54	29	162	.210	6	0.15	0	0.00	1	25	0.61	6	5	15	20	0.49	0	0	75.5	1.83
2017	45	18	54	1.20	39	210	.071	2	0.04	3	0.07	1	43	0.96	5	4	24	28	0.62	3	0	73.0	1.62
TOTAL	172	71	227	1.32	122	728	.144	12	0.07	5	0.03	2	105	0.61	13	14	65	79	0.46	7	0	278.5	1.62



15 JESSE TURNER

6-2 | Junior | MB/RS | Biological Sciences Major | Austin, Texas (Westlake)

SEASON HIGHS

Kills	1, Troy (8/26)
Attempts	3, Troy (8/26)
Hit. % (Min. 5 Att.)	-
Assists	-
Aces	-
Digs	-
Blocks Solo	-
Block Assists	-
Total Blocks	-

CAREER HIGHS

Kills	3, 2x, last vs. Gardner-Webb (9/17/16)
Attempts	12, Florida (10/30/15)
Hit. % (Min. 5 Att.)	.250, Florida (10/30/15)
Assists	N/A
Aces	N/A
Digs	2, Florida (10/30/15)
Blocks Solo	N/A
Block Assists	1, 3x, last vs. Florida (10/9/16)
Total Blocks	1, 3x, last vs. Florida (10/9/16)

SEASON HIGHLIGHTS

- Saw her first playing time against Troy, getting a kill in three swings (8/26)

CAREER STATISTICS

YEAR	SP	MP	KILL	K/S	ERR	ATT	PCT	AST	A/S	SA	SA/S	SE	DIG	D/S	RE	BS	BA	TB	B/S	BE	BHE	PTS	PT/S
2015	5	3	3	0.60	1	16	.125	0	0.00	0	0.00	0	2	0.40	0	0	2	2	0.40	0	0	4.0	0.80
2016	7	6	8	1.14	1	30	.233	1	0.14	0	0.00	0	2	0.29	0	0	4	4	0.57	1	0	10.0	1.43
2017	1	1	1	1.00	0	3	.333	0	0.00	0	0.00	0	0	0.00	0	0	0	0	0.00	0	0	2.0	1.00
TOTAL	13	10	12	0.92	2	49	.204	1	0.08	0	0.00	0	4	0.31	0	0	6	6	0.46	1	0	16.0	1.14



16 SAVANNAH MURRAY

5-9 | Sophomore | DS/Libero | Exercise Science Major | St. Augustine, Fla. (Bartram Trail)

SEASON HIGHS

Kills	-
Attempts	-
Hit. % (Min. 5 Att.)	-
Assists	1, Alabama (10/22)
Aces	-
Digs	12, Alabama (10/22)
Blocks Solo	-
Block Assists	-
Total Blocks	-

SEASON/CAREER HIGHS

Kills	N/A
Attempts	1, 2x, last at Texas A&M (10/14/16)
Hit. % (Min. 5 Att.)	N/A
Assists	1, 2x, last at Alabama (10/22/17)
Aces	1, 3x, last vs. Georgia (11/6/16)
Digs	12, Alabama (10/22/17)
Blocks Solo	N/A
Block Assists	N/A
Total Blocks	N/A

SEASON HIGHLIGHTS

- Played the back row against Troy (8/26)
- Made her SEC debut vs. Georgia, and matched her career best with five digs (10/6)
- Set a personal best with 12 digs at Alabama (10/22)

CAREER STATISTICS

YEAR	SP	MP	KILL	K/S	ERR	ATT	PCT	AST	A/S	SA	SA/S	SE	DIG	D/S	RE	BS	BA	TB	B/S	BE	BHE	PTS	PT/S
2016	26	14	0	0.00	1	2	-.500	2	0.08	3	0.12	8	18	0.69	4	0	0	0	0.00	0	0	3.0	0.12
2017	13	7	0	0.00	0	0	.000	1	0.08	0	0.00	0	23	1.77	2	0	0	0	0.00	0	0	0.0	0.00
TOTAL	39	21	0	0.00	1	2	-.500	3	0.08	3	0.08	8	41	1.05	6	0	0	0	0.00	0	0	3.0	0.08



20 ALICIA STARR

6-0 | Sophomore | LS/MB | Exercise Science Major | Blue Springs, Mo. (Blue Springs)

SEASON HIGHS

Kills	12, Duke (9/2)
Attempts	36, Mississippi State (9/22)
Hit. % (Min. 5 Att.)	.500, Duke (9/2)
Assists	3, Texas Tech (9/16)
Aces	1, 2x, last vs. Clemson (9/16)
Digs	11, Texas Tech (9/16)
Blocks Solo	1, 4x, last vs. Georgia (10/6)
Block Assists	7, Duke (9/2)
Total Blocks	7, Duke (9/2)

CAREER HIGHS

Kills	12, Duke (9/2/17)
Attempts	36, Mississippi State (9/22/17)
Hit. % (Min. 5 Att.)	.833, Davidson (9/16/16)
Assists	3, Texas Tech (9/16/17)
Aces	1, 10x, last vs. Clemson (9/16/17)
Digs	11, Texas Tech (9/16/17)
Blocks Solo	4, Davidson (9/16/16)
Block Assists	9, Kentucky (9/2/16)
Total Blocks	11, Kentucky (10/2/16)

SEASON HIGHLIGHTS

- Hit .333 with five kills in the win over Mercer (8/25)
- Popped up four digs to go along with four blocks and eight kills in the win over North Florida (8/26)
- Set a career high with 12 kills and six digs against Duke, also adding seven block assists (9/2)

CAREER STATISTICS

YEAR	SP	MP	KILL	K/S	ERR	ATT	PCT	AST	A/S	SA	SA/S	SE	DIG	D/S	RE	BS	BA	TB	B/S	BE	BHE	PTS	PT/S
2016	71	25	80	1.13	17	189	.333	2	0.03	8	0.11	4	25	0.35	0	14	66	80	1.13	8	0	135.0	1.90
2017	73	20	136	1.86	48	412	.214	16	0.22	3	0.04	12	92	1.26	12	5	42	47	0.64	6	0	165.0	2.26
TOTAL	144	45	216	1.50	65	601	.251	18	0.12	11	0.08	16	117	0.81	12	19	108	127	0.88	14	0	300.0	2.08



22 ABREIA EPPS

6-0 | Senior | OH/RS | Counselor Education Masters | Columbia, S.C. (Charlotte)

SEASON HIGHS

Kills	9, 2x, last vs. Georgia (10/6)
Attempts	36, UNCW (9/1)
Hit. % (Min. 5 Att.)	.400, Northwestern (9/1)
Assists	1, Miami (9/8)
Aces	-
Digs	4, Georgia (10/6)
Blocks Solo	-
Block Assists	1, 4x, last vs. Radford (9/9)
Total Blocks	1, 4x, last vs. Radford (9/9)

CAREER HIGHS

Kills	13, William & Mary (9/17)
Attempts	36, UNCW (9/1/17)
Hit. % (Min. 5 Att.)	.588, Furman (9/3/16)
Assists	1, Miami (9/8/17)
Aces	N/A
Digs	2, 5x, last at Georgia (10/7/16)
Blocks Solo	2, College of Charleston (8/26/16)
Block Assists	6, Kentucky (10/2/16)
Total Blocks	6, Kentucky (10/2/16)

SEASON HIGHLIGHTS


- Missed the opening weekend due to injury
- Returned to action at the Duke Invite, and had nine kills against UNCW (9/1)
- Had 16 kills over eight sets against LSU and Tennessee

CAREER STATISTICS

YEAR	SP	MP	KILL	K/S	ERR	ATT	PCT	AST	A/S	SA	SA/S	SE	DIG	D/S	RE	BS	BA	TB	B/S	BE	BHE	PTS	PT/S
2014*	116	31	263	2.27	135	686	.187	4	0.03	0	0.00	0	41	0.35	3	7	55	62	0.53	12	1		
2015*	94	27	280	2.98	103	734	.241	3	0.03	0	0.00	0	40	0.43	4	6	39	45	0.48	11	0		
TOTAL	210	58	543	2.58	238	1420	.215	7	0.03	0	0.00	0	81	0.39	7	13	94	107	0.51	23	1		

*at UNC-Charlotte

YEAR	SP	MP	KILL	K/S	ERR	ATT	PCT	AST	A/S	SA	SA/S	SE	DIG	D/S	RE	BS	BA	TB	B/S	BE	BHE	PTS	PT/S
2016	73	26	140	1.92	58	345	.238	0	0.00	0	0.00	0	21	0.29	0	2	31	33	0.45	3	0	157.5	2.15
2017	53	16	86	1.62	53	269	.123	2	0.04	0	0.00	0	21	0.40	5	0	9	9	0.17	6	0	90.5	1.70
TOTAL	126	42	226	1.79	111	614	.187	2	0.02	0	0.00	0	42	0.33	5	2	40	42	0.33	9	0	248.0	1.97



23 CALLIE BROWN

6-1 | Junior | MB/RS | Broadcast Journalism Major | Summerfield, N.C. (Rockingham County)

SEASON HIGHS

Kills	2, Alabama (10/22)
Attempts	5, Alabama (10/22)
Hit. % (Min. 5 Att.)	.200, Alabama (10/22)
Assists	-
Aces	-
Digs	-
Blocks Solo	-
Block Assists	2, UNCW (9/1)
Total Blocks	2, UNCW (9/1)

CAREER HIGHS

Kills	3, N.C. Central (8/29/15)
Attempts	5, 2x, last at Alabama (10/22/17)
Hit. % (Min. 5 Att.)	.200, Alabama (10/22/17)
Assists	N/A
Aces	N/A
Digs	1, Tennessee (10/18/15)
Blocks Solo	N/A
Block Assists	2, UNCW (9/1/17)
Total Blocks	2, UNCW (9/1/17)

SEASON HIGHLIGHTS

- Saw time in the win against Troy, getting a kill over three swings (8/26)
- Had a career-high two block assists against UNCW (9/1)
- Played in two sets at Alabama, and finished with two kills and a block assist (10/22)

CAREER STATISTICS

YEAR	SP	MP	KILL	K/S	ERR	ATT	PCT	AST	A/S	SA	SA/S	SE	DIG	D/S	RE	BS	BA	TB	B/S	BE	BHE	PTS	PT/S
2015	18	14	4	0.22	0	11	.364	0	0.00	0	0.00	0	1	0.06	0	0	2	2	0.11	0	0	5.0	0.28
2016	4	4	4	1.00	4	12	.000	0	0.00	0	0.00	0	0	0.00	0	0	0	0	0.00	0	0	4.0	1.00
2017	6	5	3	0.50	2	11	.091	0	0.00	0	0.00	0	0	0.00	0	0	3	3	0.50	0	0	4.5	0.67
TOTAL	28	23	11	0.39	6	34	.147	0	0.00	0	0.00	0	1	0.04	0	0	5	5	0.18	0	0	13.5	0.46



25 COURTNEY MCKEAG

6-0 | R-Junior | MB/OH | Criminology Major | San Juan Capistrano, Calif. (San Juan Hills)

SEASON HIGHS

Kills	1, UNF (8/26)
Attempts	3, UNF (8/26)
Hit. % (Min. 5 Att.)	-
Assists	-
Aces	-
Digs	3, Auburn (10/29)
Blocks Solo	-
Block Assists	-
Total Blocks	-

CAREER HIGHS

Kills	2, Buffalo (9/9/16)
Attempts	4, Gardner-Webb (9/17/16)
Hit. % (Min. 5 Att.)	N/A
Assists	N/A
Aces	1, 2x, last vs. Gardner-Webb (9/17/16)
Digs	3, Auburn (10/29/17)
Blocks Solo	N/A
Block Assists	N/A
Total Blocks	N/A

SEASON HIGHLIGHTS

- Came off the bench in the victory over North Florida, getting a kill and a dig (8/26)
- Played in the back row vs. Auburn and set a new personal best with three digs (10/29)

CAREER STATISTICS

YEAR	SP	MP	KILL	K/S	ERR	ATT	PCT	AST	A/S	SA	SA/S	SE	DIG	D/S	RE	BS	BA	TB	B/S	BE	BHE	PTS	PT/S	
2014	-	-	-	-	-	-	-	-	-	DNP - Injured		-	-	-	-	-	-	-	-	-	-	-	-	-
2015	-	-	-	-	-	-	-	-	-	DNP - Injured		-	-	-	-	-	-	-	-	-	-	-	-	-
2016	5	4	3	0.60	1	9	.222	0	0.00	2	0.40	0	3	0.60	0	0	0	0	0.00	0	0	5.0	1.00	
2017	7	5	1	0.14	0	3	.333	0	0.00	0	0.00	2	4	0.57	1	0	0	0	0.00	0	0	1.0	0.14	
TOTAL	12	9	4	0.33	1	12	.250	0	0.00	2	0.17	2	7	0.58	1	0	0	0	0.00	0	0	6.0	0.50	

COACHES AND SUPPORT STAFF




Dottie Hampton
Interim Head Coach
Fourth Season



Shonda Cole
Associate Head Coach
Fourth Season



Adrianna Culbert
Assistant Coach
First Season



Julian Welsh-White
Volunteer Assistant Coach
First Season



Maddie Hills
Graduate Assistant
First Season



Alyssa Taylor
Director of Operations
Second Season