



2012-13 SOUTH CAROLINA BASKETBALL

OPENING TIP

Date: Sunday, Feb. 10, 2013
Tipoff: 1 p.m. ET
Location: Columbia, S.C.
Arena: Colonial Life Arena (18,000)
Series: Tennessee leads 37-23
Last Meeting: Tennessee win, 73-64 on Feb. 25, 2012, in Columbia, S.C.
Television: FSN
Talent: Dave Baker (pxp), Daymeon Fishback (analyst)
Radio: Gamecock IMG Radio Network
Sirius: 128; **XM:** 199
Talent: Andy Demetra (pxp), Casey Manning (analyst)
Tickets: GamecocksOnline.com
Live Stats: GamecocksOnline.com

GAME 23



**SOUTH CAROLINA
 GAMECOCKS**
(12-10, 2-7 SEC)

- VS -

**TENNESSEE
 VOLUNTEERS**
(11-10, 3-6 SEC)



Ranking: AP/Coaches (-/-)
Head Coach: Frank Martin
Record at SC: 12-10 (1st)
Career Rec.: 129-64 (6th)
vs. UT: 0-0
SID: Emily Feeney

Stat Leaders (per game):
Points: Carrera (10.6)
Rebounds: Carrera (6.9)
Assists: Smith (3.32)
Blocks: Jackson (0.8)
Steals: Williams (0.8)

Ranking: AP/Coaches (-/-)
Head Coach: Cuonzo Martin
Record at UT: 30-25 (2nd)
Career Rec.: 91-66 (5th)
vs. SC: 2-0
SID: Tom Satkowiak

Stat Leaders (per game):
Points: McRae (14.0)
Rebounds: Stokes (8.5)
Assists: Golden (3.9)
Blocks: Stokes (0.9)
Steals: Richardson (0.9)

2012-13 SCHEDULE

DATE	OPPONENT (TV)	TIME/RESULT
O. 30	Kentucky Wesleyan +	W, 68-67
N. 11	Milwaukee & (FSN)	W, 82-75 (OT)
N. 16	Morgan State (SS)	W, 87-71
N. 19	Rider & (FSS/FSCR)	W, 88-76
N. 21	Elon	L, 65-53
N. 24	vs. Missouri State ^	W, 74-67 (OT)
N. 25	vs. Arkansas Little-Rock ^	W, 74-62
N. 29	at St. John's % (ESPNU)	L, 89-65
D. 2	Clemson (ESPNU)	L, 64-55
D. 7	Jacksonville (FSS/FSCR)	W, 91-74
D. 19	Appalachian State (FSS/FSCR)	W, 74-69
D. 22	vs. Manhattan #	W, 63-57
D. 29	Presbyterian (CSS)	W, 76-60
J. 5	SC State (FSN)	W, 80-69
J. 9	at Mississippi State* (ESPN3)	L, 56-54
J. 12	Auburn* (SECN)	L, 74-71
J. 16	at LSU* (ESPN3)	W, 82-73 (OT)
J. 19	Vanderbilt* (SECN)	L, 58-51
J. 22	at No. 22 Missouri* (ESPNU)	L, 71-65
J. 26	Arkansas* (SECN)	W, 75-54
J. 30	at No. 4 Florida* (SECN)	L, 75-36
F. 2	Georgia* (SECN)	L, 67-56
F. 5	at Kentucky* (ESPNU)	L, 77-55
F. 10	Tennessee* (FSN)	1 p.m.
F. 14	LSU* (ESPN2)	7 p.m.
F. 16	at Alabama* (SECN)	4 p.m.
F. 20	Ole Miss* (CSS)	7 p.m.
F. 23	at Georgia* (CBS Sports)	2 p.m.
F. 28	Missouri* (ESPN2)	9 p.m.
M. 2	at Texas A&M* (ESPNU)	7 p.m.
M. 6	Mississippi State* (ESPN3)	7 p.m.
M. 9	at Vanderbilt* (SECN)	1:30 p.m.
M. 13-17	SEC Tournament (Nashville)	TBA
M. 19-A. 4	NCAA Tournament	TBA

All home games in **bold** | All times listed Eastern
 * indicates SEC contest | + indicates exhibition | **SS**-SportSouth
 | **SECN**-SEC Network | **CSS**-CharterSports SE | &-Hoops For
 Hope Classic (Columbia, S.C.) | ^-Hoops For Hope Classic (Puerto
 Vallarta, Mexico) | %-SEC/BIG EAST Challenge | #-Brooklyn Hoops
 Holiday Invitational (Brooklyn, N.Y.)

PROBABLE STARTERS (BASED ON PREVIOUS GAME)

South Carolina	Ht.	Wt.	Yr.	Hometown	PPG	RPG	MPG
G - #1 Brenton Williams	5-11	175	Jr.	Kissimme, Fla.	10.3	1.7	21.6
G - #23 Bruce Ellington	5-9	197	Jr.	Moncks Corner, S.C.	10.2	2.8	30.8
G - #2 Brian Richardson	6-4	175	Jr.	Wilson, N.C.	8.2	2.5	19.2
F - #30 Lakeem Jackson	6-5	235	Sr.	Charlotte, N.C.	8.6	6.5	30.8
F - #24 Michael Carrera	6-5	212	Fr.	Anzoátegui, Venezuela	10.6	6.9	21.1

Tennessee	Ht.	Wt.	Yr.	Hometown	PPG	RPG	MPG
F - #5 Jarnell Stokes	6-8	270	So.	Memphis, Tenn.	12.0	8.5	27.5
F - #20 Kenny Hall	6-9	230	Sr.	Stone Mountain, Ga.	6.6	5.1	22.7
G - #1 Josh Richardson	6-6	188	So.	Edmond, Okla.	8.3	4.7	30.1
G - #4 Armani Moore	6-5	203	Fr.	Kennesaw, Ga.	2.3	2.9	12.6
G - #52 Jordan McRae	6-5	178	Jr.	Midway, Ga.	14.0	3.2	31.1

TODAY'S GAME

South Carolina returns to Colonial Life Arena on Sunday to host Tennessee in the first part of a double-header of Gamecock hoops at 1 p.m. ET. The No. 15/12 Gamecock women's team will host Texas A&M at approximately 3:30 p.m. ET. The games will serve as the Academy Sports Pink Games for both teams. The men's contest will be televised on FSN with Dave Baker (play-by-play) and Daymeon Fishback (analyst) on the call. Carolina will aim to snap an 11-game losing streak to the Vols in Sunday's contest. Fans can also listen on the Gamecock IMG Sports Network via GamecocksOnline.com and on 107.5 The Game in Columbia with Andy Demetra (play-by-play) and Casey Manning (analyst).


CAROLINA QUICK HITS

- South Carolina is in its 105th season of basketball.
- The Gamecocks are led by first-year head coach Frank Martin. His associate head coach is Brad Underwood and his assistant coaches are Matt Figger and Lamont Evans. Andy Assaley is the director of basketball operations.
- The Gamecocks are in their 22nd season of competition in the Southeastern Conference in 2013. Carolina owns a 131-214 (.379) all-time record in SEC play.
- The Gamecocks look to break a three-game losing streak on Sunday when Tennessee visits Colonial Life Arena.
- South Carolina most recently suffered a 77-55 setback at Kentucky on Tuesday. The Wildcats shot 61.4 percent (27-44) in the contest, including a 5-of-8 (62.5%) mark from 3-point range. Freshman forward Michael Carrera scored 18 points, the only Gamecock to reach double figures, in the contest, marking the third-straight game that he has paced Carolina in the category.
- Over the course of the last three games, Carrera paces the Gamecocks with 15.7 points and 7.3 rebounds per game. He has led the team in scoring in each of those three contests, while hitting 53.1 percent from the field.
- South Carolina shot a season high 57.7 percent (30-52) from the field, including a near season best of hitting 7-of-12 (58.3%) from beyond the arc, in a convincing 75-54 victory over Arkansas at Colonial Life Arena on Jan. 26. The win marked Carolina's first in league play at home this season. The 21-point margin of victory marked the largest in conference play since an 18-point win over Kentucky on Feb. 25, 2009. It was the first margin of at least 20 points in SEC play since an 83-61 win over Mississippi State on Feb. 11, 2006. Both of those wins occurred at Colonial Life Arena.
- After trailing 15-3, South Carolina ended the first half vs. Arkansas on a 40-11 run over the final 14:49 of the first half.
- Carolina's 75 points vs. Arkansas were the most in a regulation SEC game since posting a 79-73 win vs. Ole Miss on Feb. 22, 2011.
- South Carolina held an eight-point halftime lead on the road at No. 22 Missouri on Jan. 22, but the Gamecocks were unable to hold the lead down the stretch and the Tigers responded with 44 points in the second half to claim a 71-65 win. Missouri struggled mightily from the field in the opening half, hitting just 6-of-30 attempts, but 28 points from the free throw line in the contest kept the Tigers within striking distance throughout.



SOUTH CAROLINA GAMECOCKS

OVERALL: 12-10; SEC: 2-7; HOME: 8-5; AWAY: 1-5; NEUTRAL: 3-0

0		LASHAY PAGE - Sr. - G - 6-2 - 195 - Dillon, S.C. <table border="1"><thead><tr><th>MIN</th><th>PTS</th><th>RBS</th><th>AST</th><th>FG%</th><th>3FG%</th><th>FT%</th></tr></thead><tbody><tr><td>24.4</td><td>11.7</td><td>3.3</td><td>0.9</td><td>34.4</td><td>31.1</td><td>87.1</td></tr></tbody></table>	MIN	PTS	RBS	AST	FG%	3FG%	FT%	24.4	11.7	3.3	0.9	34.4	31.1	87.1	<ul style="list-style-type: none"> Will not compete with the South Carolina men's basketball team for the remainder of the 2012-13 season due to an academic eligibility issue.
MIN	PTS	RBS	AST	FG%	3FG%	FT%											
24.4	11.7	3.3	0.9	34.4	31.1	87.1											
1		BRENTON WILLIAMS - Jr. - G - 5-11 - 175 - Kissimmee, Fla. <table border="1"><thead><tr><th>MIN</th><th>PTS</th><th>RBS</th><th>AST</th><th>FG%</th><th>3FG%</th><th>FT%</th></tr></thead><tbody><tr><td>21.6</td><td>10.3</td><td>1.7</td><td>1.2</td><td>43.5</td><td>39.7</td><td>83.6</td></tr></tbody></table>	MIN	PTS	RBS	AST	FG%	3FG%	FT%	21.6	10.3	1.7	1.2	43.5	39.7	83.6	<ul style="list-style-type: none"> Solid off the bench in win at LSU, 16 points, including 9-of-10 from free throw Only Gamecock in double figures with 16 points vs. Vandy Reached double-figures for third-straight game with 16 at Missouri; hitting four 3s, while collecting five rebounds and two steals
MIN	PTS	RBS	AST	FG%	3FG%	FT%											
21.6	10.3	1.7	1.2	43.5	39.7	83.6											
2		BRIAN RICHARDSON - Jr. - G - 6-4 - 175 - Wilson, N.C. <table border="1"><thead><tr><th>MIN</th><th>PTS</th><th>RBS</th><th>AST</th><th>FG%</th><th>3FG%</th><th>FT%</th></tr></thead><tbody><tr><td>19.2</td><td>8.2</td><td>2.5</td><td>1.2</td><td>41.2</td><td>39.8</td><td>75.0</td></tr></tbody></table>	MIN	PTS	RBS	AST	FG%	3FG%	FT%	19.2	8.2	2.5	1.2	41.2	39.8	75.0	<ul style="list-style-type: none"> Posted seven points and two steals vs. Vandy Posted a team high 20 points to match career high in win vs. Arkansas; was 8-of-13 from the field vs. the Razorbacks, while also collecting six rebounds Scored 12 points off the bench vs. Georgia
MIN	PTS	RBS	AST	FG%	3FG%	FT%											
19.2	8.2	2.5	1.2	41.2	39.8	75.0											
5		ERIC SMITH - Jr. - G - 5-11 - 205 - Mullins, S.C. <table border="1"><thead><tr><th>MIN</th><th>PTS</th><th>RBS</th><th>AST</th><th>FG%</th><th>3FG%</th><th>FT%</th></tr></thead><tbody><tr><td>27.6</td><td>5.7</td><td>1.5</td><td>3.2</td><td>33.6</td><td>25.0</td><td>66.7</td></tr></tbody></table>	MIN	PTS	RBS	AST	FG%	3FG%	FT%	27.6	5.7	1.5	3.2	33.6	25.0	66.7	<ul style="list-style-type: none"> Set career high with nine assists vs. App State (previous career high was 7) Posted seven points at Missouri Seven points and three assists vs. Arkansas Three points, two assists and a steal in loss to UGA
MIN	PTS	RBS	AST	FG%	3FG%	FT%											
27.6	5.7	1.5	3.2	33.6	25.0	66.7											
12		AUSTIN CONSTABLE - Fr. - G - 6-0 - 175 - West Chester, Pa. <table border="1"><thead><tr><th>MIN</th><th>PTS</th><th>RBS</th><th>AST</th><th>FG%</th><th>3FG%</th><th>FT%</th></tr></thead><tbody><tr><td>1.7</td><td>0.0</td><td>0.3</td><td>0.0</td><td>0.0</td><td>0.0</td><td>0.0</td></tr></tbody></table>	MIN	PTS	RBS	AST	FG%	3FG%	FT%	1.7	0.0	0.3	0.0	0.0	0.0	0.0	<ul style="list-style-type: none"> Walk-on guard Averaged 18 points and 4.0 assists per game during senior season at Henderson High School in West Chester, Pa. Played one minute vs. UALR; saw action vs. Jacksonville and PC
MIN	PTS	RBS	AST	FG%	3FG%	FT%											
1.7	0.0	0.3	0.0	0.0	0.0	0.0											
14		LAIMONAS CHATKEVICIUS - Fr. - F - 6-11 - 255 - Klaipeda, Lithuania <table border="1"><thead><tr><th>MIN</th><th>PTS</th><th>RBS</th><th>BLK</th><th>FG%</th><th>3FG%</th><th>FT%</th></tr></thead><tbody><tr><td>10.0</td><td>3.5</td><td>2.4</td><td>0.3</td><td>45.7</td><td>25.0</td><td>61.9</td></tr></tbody></table>	MIN	PTS	RBS	BLK	FG%	3FG%	FT%	10.0	3.5	2.4	0.3	45.7	25.0	61.9	<ul style="list-style-type: none"> First career start at LSU; six points on 3-of-4 shooting; one assist and block Saw limited action vs. Vandy, scored two points from the free throw line Posted 8 points at Missouri, including 4-of-4 from free throw line Scored eight points and a season high seven rebounds in 12 min vs. Arkansas
MIN	PTS	RBS	BLK	FG%	3FG%	FT%											
10.0	3.5	2.4	0.3	45.7	25.0	61.9											
23		BRUCE ELLINGTON - Jr. - G - 5-9 - 197 - Moncks Corner, S.C. <table border="1"><thead><tr><th>MIN</th><th>PTS</th><th>RBS</th><th>AST</th><th>FG%</th><th>3FG%</th><th>FT%</th></tr></thead><tbody><tr><td>30.8</td><td>10.2</td><td>2.8</td><td>2.0</td><td>36.4</td><td>27.3</td><td>62.8</td></tr></tbody></table>	MIN	PTS	RBS	AST	FG%	3FG%	FT%	30.8	10.2	2.8	2.0	36.4	27.3	62.8	<ul style="list-style-type: none"> Caught game-winning TD vs. Michigan in the Jan. 1 Outback Bowl Seven points and a career high nine rebounds vs. Missouri 14 points on 6-of-8 shooting, including two 3s, with four assists vs. Arkansas Tallied 14 points and two assists vs. Georgia; but posted 5 turnovers
MIN	PTS	RBS	AST	FG%	3FG%	FT%											
30.8	10.2	2.8	2.0	36.4	27.3	62.8											
24		MICHAEL CARRERA - Fr. - F - 6-5 - 212 - Anzoátegui, Venezuela <table border="1"><thead><tr><th>MIN</th><th>PTS</th><th>RBS</th><th>BLK</th><th>FG%</th><th>3FG%</th><th>FT%</th></tr></thead><tbody><tr><td>21.1</td><td>10.6</td><td>6.9</td><td>0.6</td><td>48.0</td><td>62.5</td><td>75.7</td></tr></tbody></table>	MIN	PTS	RBS	BLK	FG%	3FG%	FT%	21.1	10.6	6.9	0.6	48.0	62.5	75.7	<ul style="list-style-type: none"> Instrumental in win at LSU; scoring season high 23 points, including 21 in the second half and OT; 9-of-10 from the free throw line; 10 rebounds as well Team leader with 13 points and 9 rebounds at Florida Led team for second straight game with 16 points, seven rebounds
MIN	PTS	RBS	BLK	FG%	3FG%	FT%											
21.1	10.6	6.9	0.6	48.0	62.5	75.7											
25		MINDAUGAS KACINAS - Fr. - F - 6-7 - 210 - Klaipeda, Lithuania <table border="1"><thead><tr><th>MIN</th><th>PTS</th><th>RBS</th><th>BLK</th><th>FG%</th><th>3FG%</th><th>FT%</th></tr></thead><tbody><tr><td>22.1</td><td>6.0</td><td>4.3</td><td>0.7</td><td>54.4</td><td>18.8</td><td>68.2</td></tr></tbody></table>	MIN	PTS	RBS	BLK	FG%	3FG%	FT%	22.1	6.0	4.3	0.7	54.4	18.8	68.2	<ul style="list-style-type: none"> Named the Dec. 31 SEC Freshman of the Week (13 points vs. PC) Saw limited action vs. Vandy Two assists, four points and five rebounds in win vs. Arkansas Posted five points vs. Georgia
MIN	PTS	RBS	BLK	FG%	3FG%	FT%											
22.1	6.0	4.3	0.7	54.4	18.8	68.2											
30		LAKEEM JACKSON - Sr. - G - 6-5 - 235 - Charlotte, N.C. <table border="1"><thead><tr><th>MIN</th><th>PTS</th><th>RBS</th><th>AST</th><th>FG%</th><th>3FG%</th><th>FT%</th></tr></thead><tbody><tr><td>30.8</td><td>8.6</td><td>6.5</td><td>2.2</td><td>58.9</td><td>50.0</td><td>33.3</td></tr></tbody></table>	MIN	PTS	RBS	AST	FG%	3FG%	FT%	30.8	8.6	6.5	2.2	58.9	50.0	33.3	<ul style="list-style-type: none"> 500th career rebound vs. Vandy; six points and 10 rebounds vs. VU Nine points and five rebounds at Missouri, also 3 assists and two steals 11 points, hitting all four attempts from the field, with three assists, two blocks and one steal in win vs. Arkansas
MIN	PTS	RBS	AST	FG%	3FG%	FT%											
30.8	8.6	6.5	2.2	58.9	50.0	33.3											
32		DAMIEN LEONARD - So. - G - 6-4 - 190 - Greenville, S.C. <table border="1"><thead><tr><th>MIN</th><th>PTS</th><th>RBS</th><th>AST</th><th>FG%</th><th>3FG%</th><th>FT%</th></tr></thead><tbody><tr><td>13.8</td><td>3.7</td><td>2.3</td><td>0.5</td><td>30.1</td><td>27.1</td><td>73.3</td></tr></tbody></table>	MIN	PTS	RBS	AST	FG%	3FG%	FT%	13.8	3.7	2.3	0.5	30.1	27.1	73.3	<ul style="list-style-type: none"> Had a breakout game vs. Auburn, hitting 6-of-9 from the field, including 5-of-8 from 3-point range for 17 points; also career high nine rebounds Saw limited action vs. LSU and Vandy Collected five rebounds at Missouri
MIN	PTS	RBS	AST	FG%	3FG%	FT%											
13.8	3.7	2.3	0.5	30.1	27.1	73.3											
33		RJ SLAWSON - Jr. - F - 6-8 - 220 - Charleston, S.C. <table border="1"><thead><tr><th>MIN</th><th>PTS</th><th>RBS</th><th>BLK</th><th>FG%</th><th>3FG%</th><th>FT%</th></tr></thead><tbody><tr><td>16.6</td><td>4.7</td><td>3.9</td><td>0.5</td><td>43.0</td><td>25.0</td><td>71.1</td></tr></tbody></table>	MIN	PTS	RBS	BLK	FG%	3FG%	FT%	16.6	4.7	3.9	0.5	43.0	25.0	71.1	<ul style="list-style-type: none"> Four points and five rebounds in nine minutes off the bench vs. Auburn Key in win at LSU; season high 11 points, 4-of-5 from field and free throw line Season high 12 points at Missouri Collected six rebounds vs. Georgia
MIN	PTS	RBS	BLK	FG%	3FG%	FT%											
16.6	4.7	3.9	0.5	43.0	25.0	71.1											
35		BRIAN STEELE - Fr. - F - 6-5 - 196 - Greenville, S.C. <table border="1"><thead><tr><th>MIN</th><th>PTS</th><th>RBS</th><th>AST</th><th>FG%</th><th>3FG%</th><th>FT%</th></tr></thead><tbody><tr><td>1.7</td><td>0.7</td><td>0.3</td><td>0.3</td><td>0.0</td><td>0.0</td><td>1.000</td></tr></tbody></table>	MIN	PTS	RBS	AST	FG%	3FG%	FT%	1.7	0.7	0.3	0.3	0.0	0.0	1.000	<ul style="list-style-type: none"> Walk-on forward Named all-state, all-region and all-county during prep career Played two minutes vs. Jacksonville Hit two free throws vs. Presbyterian
MIN	PTS	RBS	AST	FG%	3FG%	FT%											
1.7	0.7	0.3	0.3	0.0	0.0	1.000											
45		CARLTON GEATHERS - R-So. - F - 6-10 - 255 - Georgetown, S.C. <table border="1"><thead><tr><th>MIN</th><th>PTS</th><th>RBS</th><th>AST</th><th>FG%</th><th>3FG%</th><th>FT%</th></tr></thead><tbody><tr><td>7.8</td><td>1.0</td><td>1.5</td><td>0.6</td><td>43.5</td><td>0.0</td><td>66.7</td></tr></tbody></table>	MIN	PTS	RBS	AST	FG%	3FG%	FT%	7.8	1.0	1.5	0.6	43.5	0.0	66.7	<ul style="list-style-type: none"> Sophomore forward who suffered a fractured knee cap over the summer and continues to be out indefinitely. Stats to left based on 2011-12 season.
MIN	PTS	RBS	AST	FG%	3FG%	FT%											
7.8	1.0	1.5	0.6	43.5	0.0	66.7											
55		SHANE PHILLIPS - Sr. - G - 5-10 - 170 - Pittsburgh, Pa. <table border="1"><thead><tr><th>MIN</th><th>PTS</th><th>RBS</th><th>AST</th><th>FG%</th><th>3FG%</th><th>FT%</th></tr></thead><tbody><tr><td>1.9</td><td>0.0</td><td>0.0</td><td>0.1</td><td>0.0</td><td>0.0</td><td>0.0</td></tr></tbody></table>	MIN	PTS	RBS	AST	FG%	3FG%	FT%	1.9	0.0	0.0	0.1	0.0	0.0	0.0	<ul style="list-style-type: none"> Senior walk-on guard who is expected to see playing time this season Saw action in one contest last season, scoring one point Played one minute vs. Morgan State; also vs. Missouri State and UALR Saw action vs. St. John's, Jacksonville and PC
MIN	PTS	RBS	AST	FG%	3FG%	FT%											
1.9	0.0	0.0	0.1	0.0	0.0	0.0											

INTERVIEW POLICIES

All interview requests must be made in advance to SID Emily Feeney-Molinary in the South Carolina Media Relations Office. Beginning with the start of practice in October, Feeney-Molinary will release a weekly coach and student-athlete availability schedule to media on Monday's.

Post-Game Interview Policy: After each home game, the visiting coach will address the media first, followed by South Carolina student-athletes then South Carolina head coach Frank Martin. (Depending on deadline, this may be altered on a game-by-game basis).

Road Interview Policy: Interviews with Coach Martin while on the road will be scheduled according to the home post-game media procedure. No student-athlete interviews are allowed until after the game once the team leaves Columbia.

All interviews are to be coordinated through the Media Relations Office. This allows the staff to arrange the interview when it best suits the student-athlete's and the reporter's schedules. Please contact the Media Relations Office in advance to make your interview requests. Media are not permitted to contact student-athletes on their own at any time.

All interviews will take place at the designated media interview site for that day as listed in the weekly availability schedule or in the Media Relations Office.

Dormitory, apartment and cell phone numbers for student-athletes will not be provided to the media. Should you need to conduct a telephone interview with a student-athlete, a call will be placed to you from the student-athlete at a mutually agreeable time.

SOUTH CAROLINA MEDIA RELATIONS

Emily Feeney, primary contact

Assistant Director

cell: 803-727-3284

e-mail: efeeney@mailbox.sc.edu

Website: www.GamecocksOnline.com

Facebook: www.Facebook.com/gamecocksonline

Twitter: @GamecockMBB

STAT COMPARISON

	SC	TENNESSEE
Record	12-10	11-10
Conference Record	2-7	3-6
Current Streak	L3	L2
Scoring Avg.	68.5	63.8
Opponent Scoring Avg.	68.3	62.4
Scoring Margin	+0.2	+1.4
Field Goal %	.428	.429
Opponent Field Goal %	.445	.417
3-Point Field Goal %	.328	.289
Opponent 3-Point Field Goal %	.331	.320
3-Point Field Goal Made PG	5.9	4.5
3-Point Field Goal Attempts PG	17.9	15.7
Free Throw %	.695	.670
Opponent Free Throw %	.661	.719
Rebounding Avg.	36.5	36.4
Opponent Rebounding Avg.	31.6	31.5
Rebounding Margin	+5.0	+5.0
Turnovers Avg.	16.0	13.0
Opponent Turnover Avg.	14.4	10.9
Assists Avg.	12.4	10.3
Blocks Avg.	3.5	3.7
Steals Avg.	5.1	3.8

WEEKLY MEDIA AVAILABILITY (FEB. 3-9)

SUNDAY Feb. 3	MONDAY Feb. 4	TUESDAY Feb. 5	WEDNESDAY Feb. 6	THURSDAY Feb. 7	FRIDAY Feb. 8	SATURDAY Feb. 9
No Availability	SEC Teleconf. Martin Press Conf./11:30 CLA	at Kentucky Lm 77-55	No Availability	No Availability	No Availability	No Availability

* All practices are closed • please contact SID Emily Feeney-Molinary for all media requests

A SOUTH CAROLINA WIN WOULD ...

- Snap an 11-game losing streak to the Vols

■ The contest at Mizzou on Jan. 22 marked a battle of the top two rebounding teams in the SEC this season. The Tigers held a 44-43 edge on the glass, with both teams collecting 16 offensive rebounds in the game. Missouri capitalized for 20 second-chance points, with the Gamecocks posting just 10 in the category.

■ South Carolina recently suffered a 58-51 loss at home to Vanderbilt on Jan. 19. The Gamecocks hit just 14-of-59 (23.7%) attempts from the field, including just 5-of-29 (17.2%) during the opening half. Carolina's 19-of-25 (76.0%) effort from the free throw line kept the Gamecocks within at least 10 points of the Commodores throughout the contest, but Vandy finished the contest hitting 10-of-16 from the free throw line over the final five minutes of play to secure the seven-point win.

■ South Carolina earned the first SEC win for head coach Frank Martin at LSU on Jan. 16 in an 82-73 overtime decision. Carolina was once again stellar in overtime, hitting 9-of-10 attempts in the extra session from the free throw line. Freshman forward Michael Carrera posted 23 points in 24 minutes off the bench to pace the Gamecocks in the contest.

■ Carrera (23 points, 10 rebounds) and senior forward Lakeem Jackson (11 points, 11 rebounds) both collected double-doubles in the contest at LSU, marking the first time that two Gamecocks have had a double-double in the same game for the first time since the 2008 campaign.

■ In three overtime wins this season, Carolina has hit an impressive 31-of-34 (91.1%) attempts from the free throw line during OT.

■ Senior guard LaShay Page, a post-graduate student from Dillon, S.C., will not compete with the South Carolina men's basketball team for the remainder of the 2012-13 season due to an academic eligibility issue.

SCOUTING TENNESSEE

Tennessee enters Sunday's contest with an 11-10 overall record, including a 3-6 mark in league games. The Vols have lost two straight games - at Arkansas, vs. Georgia - prior to Sunday's contest. Tennessee has SEC wins vs. Mississippi State, Alabama and Vanderbilt thus far in 2013. Junior guard Jordan McRae paces the team with 14.0 points per contest, while sophomore forward Jarnell Stokes lead the team, and ranks third in the SEC (overall games) with 8.5 rebounds per game. In strictly league games, Stokes is tied with Kentucky's Nerlens Noel with 9.8 rebounds per contest to lead the conference in the category. Stokes has posted four-straight double-doubles entering Sunday's contest in Columbia. Junior point guard Trae Golden has missed the last two and a half games for the Vols with a hamstring injury. He averages 3.9 assists per game (overall games) this season. The Vols are led by head coach Cuonzo Martin in his second season.

UP NEXT FOR THE GAMECOCKS

The Gamecocks host LSU on Thursday in a matchup set to air on ESPN2 at 7 p.m. ET. South Carolina earned an overtime win vs. the Tigers in the first meeting between the two schools in January. Freshman forward Michael Carrera led the Gamecocks with a season high 23 points in that contest.

TENNESSEE SERIES

Tennessee holds a 37-23 upperhand in the all-time series with South Carolina and has won 11-straight in the series entering Sunday's contest. The last Gamecock win vs. UT came in an 81-64 decision on Feb. 17, 2007 in Columbia. Below is a breakdown of the last 10 meetings between the two schools:

TENNESSEE (23-37)

H: 14-12; A: 7-22; N: 2-1

M. 9, 2008	A	56-89	L
M. 14, 2008	N	87-89	L
J. 17, 2009	A	79-82	L
M. 5, 2009	H	70-86	L
F. 6, 2010	A	53-79	L
F. 20, 2010	H	55-63	L
F. 16, 2011	A	67-73	L
M. 3, 2011	H	69-73	L
F. 8, 2012	A	57-69	L
F. 25, 2012	H	64-73	L

BY THE NUMBERS

15.7/7.3 - Freshman forward Michael Carrera has led the Gamecocks in scoring and in rebounds in each of the last three games, averaging 15.7 points and 7.3 boards per contest during the stretch. Carrera narrowly missed a double-double with nine rebounds vs. Georgia, while he and sophomore guard Damien Leonard both pulled down a team-best six rebounds vs. UK.

28.8% (17-59) - South Carolina's 28.8 field goal percentage vs. UK marked the second-lowest this season for Carolina. (23.7% vs. Vandy).

7 - South Carolina matched a season low of seven turnovers vs. Kentucky on Tuesday, as Carolina also committed just seven vs. Vandy on Jan. 19.

TREND SETTING

Gamecock trends under Frank Martin ...

■ South Carolina is 7-5 when posting at least six made 3s in a game.

- The Gamecocks hit 7-of-12 from 3-point range in the victory vs. Arkansas, including three made 3s from junior guard Brian Richardson, who matched his career high with 20 points in the win.

■ South Carolina is 8-1 when scoring more points in the paint than its opponent.

- The Gamecocks average 28.6 points in the paint per game, compared to 30.3 from opponents.

■ South Carolina is 4-2 when Brenton Williams leads the team in scoring.

- Williams posted a game highs of 16 points vs. Vandy on Jan. 19 and again at Missouri on Jan. 22.

■ South Carolina is 9-4 when holding its opponents to under 45 percent from the field.

- Missouri shot just 33.3 percent on Jan 22, the lowest percentage by a Gamecock opponent this season. The Gamecock defense continued to impressive vs. Arkansas, holding the Razorbacks to just 34.4 percent (21-61) from the field in the contest.

► ASSOCIATED PRESS TOP 25

Feb. 4, 2013

Rk.	Team	Record	Pts.
1	Indiana (58)	20-2	1,615
2	Florida (7)	18-2	1,536
3	Michigan	20-2	1,490
4	Duke	19-2	1,413
5	Kansas	19-2	1,350
6	Gonzaga	21-2	1,249
7	Arizona	19-2	1,248
8	Miami (FL)	17-3	1,132
9	Syracuse	18-3	1,091
10	Ohio State	17-4	1,033
11	Louisville	18-4	1,018
12	Michigan State	18-4	994
13	Kansas State	17-4	782
14	Butler	18-4	774
15	New Mexico	19-3	660
16	Creighton	20-3	578
17	Cincinnati	18-4	552
18	Minnesota	17-5	454
19	Oregon	18-4	390
20	Georgetown	16-4	364
21	Missouri	16-5	245
22	Oklahoma State	15-5	235
23	Pittsburgh	18-5	207
24	Marquette	15-5	137
25	Notre Dame	18-4	132

Others receiving votes: Ole Miss 75, North Carolina State 64, Colorado State 49, Wichita State 49, Memphis 44, Wisconsin 28, Saint Mary's 27, Louisiana Tech 24, Kentucky 21, San Diego State 17, UNLV 13, UCLA 8, Saint Louis 8, Virginia Commonwealth 8, Virginia 4, Akron 4, Connecticut 2, Belmont 1

Dropped from rankings: Wichita State 15, Ole Miss 16, North Carolina State 19, San Diego State 22

► ESPN/USA TODAY TOP 25

Feb. 4, 2013

Rk.	Team	Record	Pts.
1	Indiana (25)	20-2	766
2	Florida (6)	18-2	742
3	Michigan	20-2	690
4	Duke	19-2	683
5	Kansas	19-2	654
6	Gonzaga	21-2	614
7	Arizona	19-2	601
8	Michigan State	18-4	518
9	Syracuse	18-3	514
10	Ohio State	17-4	502
11	Miami (FL)	17-3	485
12	Louisville	18-4	470
13	Creighton	20-3	369
14	Butler	18-4	325
15	Kansas State	17-4	314
16	New Mexico	19-3	295
17	Cincinnati	18-4	265
18	Minnesota	17-5	194
19	Oregon	18-4	179
20	Missouri	16-5	143
21	Georgetown	16-4	138
22	Wichita State	19-4	83
23	Ole Miss	17-4	69
24	Oklahoma State	15-5	57
25	Pittsburgh	18-5	54
25	San Diego State	16-5	54

Others receiving votes: Notre Dame 47, Colorado State 38, Marquette 38, Virginia Commonwealth 33, Wisconsin 25, North Carolina State 24, Memphis 19, Saint Mary's 18, Southern Miss 13, UNLV 12, Belmont 7, Louisiana Tech 6, Middle Tennessee 4, Kentucky 4, UCLA 4, Oklahoma 2, Akron 2, Saint Louis 1

Dropped from rankings: North Carolina State 19, Marquette 25



SOUTHEASTERN CONFERENCE STANDINGS

As of Feb. 8, 2012

Team	Conference	Overall
Florida	8-1	18-3
Kentucky	7-2	16-6
Ole Miss	7-2	18-4
Alabama	6-3	14-8
Missouri	5-4	16-6
Arkansas	5-4	14-8
Georgia	5-4	11-11
Texas A&M	4-5	14-8
LSU	4-5	13-7
Tennessee	3-6	11-10
Auburn	3-6	9-13
South Carolina	2-7	12-410
Vanderbilt	2-7	8-13
Mississippi State	2-7	7-14

COACHES TELECONFERENCE

The weekly SEC men's basketball coaches teleconference is scheduled for every Monday Jan. 4 - March 5.

The 12 Southeastern Conference men's head basketball coaches will be featured from 10:00 - 11:17 a.m. (CT).

Media representatives wishing to participate in the teleconference should contact the SEC Media Relations Department for further details. Each coach will appear on the teleconference for seven minutes, according to the following schedule:

ORDER OF APPEARANCE

(All Times Eastern)

11:00 a.m.	Kevin Stallings, Vanderbilt
11:07 a.m.	Billy Donovan, Florida
11:14 a.m.	Frank Martin, South Carolina
11:21 a.m.	Mark Fox, Georgia
11:28 a.m.	Johnny Jones, LSU
11:35 a.m.	John Calipari, Kentucky
11:42 a.m.	Cuonzo Martin, Tennessee
11:49 a.m.	Mike Anderson, Arkansas
11:56 a.m.	Anthony Grant, Alabama
12:03 a.m.	Tony Barbee, Auburn
12:10 a.m.	Andy Kennedy, Ole Miss
12:17 a.m.	Rick Ray, Miss. State
12:24 a.m.	Frank Haith, Missouri
12:31 a.m.	Billy Kennedy, Texas A&M

In addition, the SEC men's basketball teams who make it to postseason will be on a teleconference on Monday, March 18 beginning at 11:00 a.m. ET.

All SEC basketball teleconferences can be listened to on the internet at www.secsports.com shortly after the conclusion of the teleconference

SOUTH CAROLINA BENCH PRODUCTION

GAME	SC-OPP	DIFF.	SC HIGH BENCH SCORER
Milwaukee	28-16	+12	Williams, 14
Morgan State	18-13	+3	Richardson, 10
Rider	32-9	+23	Kacinas, 18
Elon	16-13	+3	Richardson, 7
vs. Missouri St.	37-13	+24	Carrera, 18
vs. UALR	30-13	+17	Kacinas, 13
at St. John's	37-29	+8	Williams, 10
Clemson	40-20	+21	Williams, 16
Jacksonville	46-41	+5	Richardson, 16
Appalachian State	25-23	+2	Williams, 11
vs. Manhattan	21-25	-4	Richardson, 12
Presbyterian	25-10	+15	Leonard, 15
SC State	25-10	+15	Williams, 14
at Miss State	11-22	-11	Chatkevicius, 4
Auburn	27-27	-	Leonard, 17
at LSU	53-17	+36	Carrera, 23
Vanderbilt	23-25	-2	Williams, 16
at Missouri	30-23	+7	Williams, 16
Arkansas	27-9	+18	Richardson, 20
at Florida	8-21	-13	Kacinas/Leonard, 4
Georgia	21-34	-13	Richardson, 12
at Kentucky	16-20	-4	Leonard, 6
Tennessee			
LSU			
at Alabama			
Ole Miss			
at Georgia			
Missouri			
at Texas A&M			
Miss State			
at Vanderbilt			
SEC Tournament			
NCAA Tournament			

SPECIALTY STATS

(PP) points in paint; (OT) points off turnovers; (2nd) second chance points; (FB) fast break points

(South Carolina-Opponent)

GAME	PP	OT	2ND	FB
Milwaukee	46-20	17-15	14-10	12-4
Morgan State	34-48	22-20	19-4	6-14
Rider	34-42	24-21	9-4	12-12
Elon	22-24	17-18	15-6	14-6
vs. Missouri St.	20-34	14-26	5-12	3-4
vs. UALR	38-26	22-14	19-9	10-2
at St. John's	34-30	6-10	23-14	2-11
Clemson	26-26	14-23	15-10	8-8
Jacksonville	36-36	6-20	11-8	14-14
Appalachian State	36-32	13-26	8-13	7-12
vs. Manhattan	26-20	20-12	22-10	2-6
Presbyterian	30-24	16-12	19-5	12-7
SC State	48-38	20-8	19-17	5-10
at Miss State	20-34	15-28	10-6	2-14
Auburn	24-26	18-15	20-8	7-12
at LSU	36-30	27-17	12-7	8-4
Vanderbilt	18-20	17-9	7-8	4-9
at Missouri	26-28	13-17	10-20	8-10
Arkansas	40-34	14-26	15-11	18-14
at Florida	18-28	2-22	6-7	4-16
Georgia	20-24	9-16	13-6	9-11
at Kentucky	18-42	16-8	8-8	2-8
Tennessee				
LSU				
at Alabama				
Ole Miss				
at Georgia				
Missouri				
at Texas A&M				
Miss State				
at Vanderbilt				
SEC Tournament				
NCAA Tournament				
SC Total	630	342	299	169
SC Average	28.6	15.5	13.6	7.7
Opp Total	666	398	203	194
Opp Average	30.3	18.1	9.2	8.8

UNIVERSITY INFORMATION

Location..... Columbia, S.C.
 Founded 1801
 Enrollment 30,721
 Nickname..... Gamecocks
 Colors Garnet (PMS 202) and Black
 National Affiliation..... NCAA Division I
 Conference Southeastern (SEC)
 Athletics Web Address..... www.GamecocksOnline.com
 University Web Address www.sc.edu
 President Dr. Harris Pastides
 NCAA Representative..... Dr. Zach Kelehear
 Athletics Director Ray Tanner
 Basketball Administrator/Chief Operating Officer Kevin O'Connell

BASKETBALL STAFF/INFORMATION

Head Coach..... Frank Martin
 Alma Mater Florida International, '93
 Record At South Carolina/Seasons First Season
 Overall Record/Seasons..... 129-64 (.668), 6th season
 Associate Head Coach..... Brad Underwood (Kansas State, '86)
 Assistant Coach/Recruiting Coordinator..... Matt Figger (Eastern Kentucky, '95)
 Assistant Coach..... Lamont Evans (Kansas State, '09)
 Director of Basketball Operations..... Andy Assaley (Cincinnati, '96)
 Strength & Conditioning Coach..... Scott Greenawalt (Muskingum College, '98)
 Athletic Trainer..... Mark Rodger (Buffalo, '01)
 Video Coordinator..... Dylan Lockwood (Cazenovia, '05)
 Grad. Student Mgr./Student-Athlete Development... Doug Edwards (Florida State, '07)
 Graduate Student Manager Darren Kent (Kansas State, '09)
 Home Arena..... Colonial Life Arena
 Capacity..... 18,000
 Arena General Manager Lexi Boone
 Press Row Phone Number 803-777-6182

BASKETBALL HISTORY

First Year of Basketball..... 1908
 All-Time Record..... 1,309-1,159-1 (.530)
 Overall Postseason Record..... 25-18
 NCAA Tournament Appearances..... 1971, 1972, 1973, 1974, 1989, 1997,
 1998, 2004
 NCAA Tournament Record 4-9
 Last NCAA Tournament Appearance..... 2004, L vs. Memphis, 59-43
 NIT Appearances..... 1969, 1975, 1978, 1983, 1991, 1996,
 2001, 2002, 2005, 2006, 2009
 NIT Record 21-9
 Last NIT Appearance..... 2009, L vs. Davidson, 70-63
 Conference Championships ..1970 ACC, 1997 SEC, 2009 SEC East Co-Champs
 Conference Tournament Titles..... 1934 SoCon, 1971 ACC

TEAM INFORMATION

2011-12 Record 10-21
 Southeastern Conference Record/Finish 2-14/12th
 Postseason..... None
 Letterwinners Returning/Lost..... 9/3
 Starters Returning/Lost..... 2/3*
 *based on final game starters from 2011-12 season
 Newcomers..... 4
 Roster Breakdown 3 freshmen, 2 sophomores, 5 juniors, 3 seniors

MEDIA RELATIONS

Asst. Media Relations Director/Men's Basketball Contact Emily Feeney-Molinary
 Feeney's email efeeney@mailbox.sc.edu
 Feeney's office phone 803-777-7743
 Website..... GamecocksOnline.com



HEAD COACH FRANK MARTIN

COACHING CAREER

KANSAS STATE (2007-12)

2007-08	21-12	NCAA, 2nd Round
2008-09	22-12	NIT, 2nd Round
2009-10	29-8	NCAA, Elite Eight
2010-11	23-11	NCAA, 3rd Round
2011-12	22-11	NCAA, 3rd Round
5 years	117-54 (.684)	7-5 postseason record



SOUTH CAROLINA (2012-PRESENT)

2012-13	12-10	-
1 year	12-10	
Career Total	129-64 (.668)	

COACHING

EXPERIENCE

28th season

COLLEGE EXPERIENCE

13th season

COLLEGE HEAD COACH EXPERIENCE

6th season

HIRE DATE AT CAROLINA

March 27, 2012

PERSONAL

HOMETOWN

Miami, Fla.

ALMA MATER

Florida International, 1993 (B.A. Physical Education)

FAMILY

Wife, Anya

Children, Brandon, Amalia and Christian

COACHING RESUME

HIGH SCHOOL

Miami Senior High, 1985-93

Varsity Boys' Assistant Coach

Junior Varsity Boys' Head Coach

North Miami High, Head Coach, 1993-95

Miami Senior High, Head Coach, 1995-98

B.T. Washington High, Head Coach, 1999-2000

COLLEGE ASSISTANT COACH

Northeastern, 2000-04

Cincinnati, 2004-06

Kansas State, 2006-07

COLLEGE HEAD COACH

Kansas State, 2007-12

South Carolina, 2012-present

ELLINGTON WRAPS HIGHLY SUCCESSFUL FOOTBALL SEASON AT OUTBACK BOWL ON JAN. 1

Sophomore wide receiver Bruce Ellington had a stellar season on the football field in 2012. The Moncks Corner, S.C., native compiled 1,034 all purpose yards this season, including 600 receiving yards (team high) and 406 yards on kick returns. Ellington scored seven touchdowns, including the game-winning TD in the Jan. 1 Outback Bowl vs. Michigan. He was also instrumental in Carolina's win vs. Clemson in late November, when he logged a career high seven catches for two scores vs. the Tigers.

HEAD COACH FRANK MARTIN

South Carolina head coach Frank Martin has enjoyed much success early in his head coaching career. Martin spent the past five seasons as the head coach at Kansas State, leading the Wildcats to the NCAA Tournament four times, including a trip to the Elite Eight during the 2009-10 campaign when the squad won a school-record 29 contests. Martin's Wildcats won at least 21 games in each of his five seasons at the helm, compiling a record of 117-54 (.684) under his direction. During that time, Kansas State posted a 50-32 (.609) record in Big 12 Conference games, finishing fifth or higher in each season, while finishing third or higher three times.

2013 SEC TOURNAMENT

The 2013 SEC Men's Basketball Tournament will be played March 13-17 at Bridgestone Arena in Nashville, Tenn. The men's basketball tournament has expanded to include all 14 teams and will be seeded 1-14. The tournament will begin on Wednesday, March 13 with matchups between the No. 11 and No. 14 seeds and the No. 12 and No. 13 seeds. The winners will advance to meet the sixth and fifth seeds, respectively, on Thursday. Also playing on Thursday will be the No. 8 and No. 9 seeds and the No. 7 and No. 10 seeds. The top four seeds in the tournament will receive byes until Friday's quarterfinal round.

NON-CONFERENCE SCHEDULE

The 2012-13 non-conference slate features 10 home dates, including one exhibition, to be played at Colonial Life Arena, two trips to New York City and an international visit to Puerto Vallarta, Mexico, to highlight the lineup. In the non-conference portion of its schedule, the Gamecocks will take part in three events, including the Hoops for Hope Classic with games in Columbia and Puerto Vallarta, Mexico, the annual SEC/BIG EAST Challenge, as well as the Brooklyn Hoops Holiday Invitational. The latter two will see the Gamecocks travel to New York City.

LAST TIME VS. TENNESSEE

**GAME 28 - SOUTH CAROLINA 64, TENNESSEE 74
COLUMBIA, S.C. - FEB. 25, 2012**

COLUMBIA, S.C. -The South Carolina men's basketball team suffered a 73-64 defeat to Tennessee on Saturday night at Colonial Life Arena.

Senior Malik Cooke earned his second double-double of the season with 17 points and 10 rebounds on the night that he was honored for surpassing 1,000 points in his career. South Carolina (10-18, 2-12 SEC) also tied a season high for steals with 12 on the night, while forcing the Vols into 21 turnovers in the contest. Sophomore guard Bruce Ellington led the Gamecock scorers with 19 points, while Tennessee (16-13, 8-6 SEC) sophomore Trae Golden led all scorers with 21.

Tennessee hit 52.2 percent (24-46) of its shots in the game, including 55.6 percent in the second half. South Carolina struggled offensively, however, hitting just 32.4 percent (22-68) in the game.

Tennessee held a 7-4 lead at the under-16 media timeout of the first half and would push their lead to nine with a little over ten minutes remaining before the break. The Gamecocks used quick transition baskets to keep the pace with the Volunteers for the next five minutes of play.

With four minutes to play in the half, Carolina crept to within four after a Brenton Williams 3 and Eric Smith steal-to-layup transition basket. The two teams traded baskets for the rest of the half, with Carolina cutting the lead to two on an Ellington 3-point jumper, and Tennessee took a 34-32 lead into the break. Ellington lead the Garnet and Black with 10 points in the first half with Williams adding eight off the bench.

The Vols started the second half on a quick 10-2 run into the first media timeout. Despite a flurry of Gamecock offensive spurts, the Tennessee lead would hold, and the Volunteers closed out the game by a final score of 73-64.

GAME 28

Official Basketball Box Score -- Game Totals -- Final Statistics
Tennessee vs South Carolina
2/25/12 8 p.m. at Columbia, S.C. (Colonial Life Arena)



Tennessee 73 • 16-13, 8-6

#	Player	Total		3-Ptr		Rebounds			PF	TP	A	TO	Blk	Stl	Min
		FG	FGA	FG	FGA	FT	FTA	Off							
05	Stokes, Jarnell	f	3-8	0-0	1-4	2	5	7	3	7	1	2	2	0	24
34	Maymon, Jeronne	f	6-10	0-0	2-3	4	4	8	4	14	2	4	1	1	27
11	Golden, Trae	g	5-9	3-4	8-9	0	1	1	2	21	1	6	0	1	31
13	McBee, Skylar	g	2-5	2-5	2-2	0	2	2	2	8	2	2	0	0	30
23	Tatum, Cameron	g	2-3	1-2	0-1	1	8	9	2	5	6	4	0	2	37
01	Richardson, Josh		0-1	0-0	0-0	0	2	2	3	0	0	0	2	0	10
24	Lopez, Brandon		0-0	0-0	0-0	0	0	0	0	0	0	0	0	0	1
25	Miller, Dwight		1-3	0-0	0-0	2	0	2	2	2	0	0	1	0	8
52	McRae, Jordan		5-7	1-3	5-6	1	7	8	2	16	3	3	1	1	32
	Team					0	0	0							
	Totals		24-46	7-14	18-25	10	29	39	20	73	15	21	7	5	200

FG % 1st Half: 14-28 50.0%	2nd half: 10-18 55.6%	Game: 24-46 52.2%	Deadball
3FG % 1st Half: 4-7 57.1%	2nd half: 3-7 42.9%	Game: 7-14 50.0%	Rebounds
FT % 1st Half: 2-5 40.0%	2nd half: 16-20 80.0%	Game: 18-25 72.0%	3.2

South Carolina 64 • 10-18, 2-12

#	Player	Total		3-Ptr		Rebounds			PF	TP	A	TO	Blk	Stl	Min
		FG	FGA	FG	FGA	FT	FTA	Off							
13	GILL, Anthony	f	4-11	0-0	1-4	5	1	6	3	9	0	0	1	1	29
15	COOKE, Malik	f	6-16	1-2	4-4	5	5	10	3	17	0	2	0	2	26
24	HARRIS, Damontre	f	0-1	0-0	0-0	0	1	1	5	0	1	0	0	0	11
23	ELLINGTON, Bruce	g	6-20	2-9	5-6	1	1	2	3	19	4	4	0	2	38
32	LEONARD, Damien	g	1-5	0-2	0-0	1	3	4	1	2	1	0	0	1	26
01	WILLIAMS, Brenton		3-7	3-4	2-2	0	0	0	1	11	0	0	0	0	22
02	RICHARDSON, Brian		0-2	0-1	0-0	0	0	0	1	0	0	0	0	0	6
05	SMITH, Eric		1-1	0-0	0-0	0	0	0	0	2	0	1	0	1	2
30	JACKSON, Lakeem		0-1	0-0	0-0	0	0	0	0	0	0	1	0	1	5
33	SLAWSON, RJ		1-4	0-1	1-1	2	2	4	4	3	0	0	1	0	14
45	GEATHERS, Carlton		0-1	0-0	1-2	1	2	3	2	1	0	0	1	1	21
	Team					1	1	2							
	Totals		22-69	6-19	14-19	16	16	32	23	64	5	9	3	12	200

FG % 1st Half: 11-33 33.3%	2nd half: 11-36 30.6%	Game: 22-69 31.9%	Deadball
3FG % 1st Half: 4-10 40.0%	2nd half: 2-9 22.2%	Game: 6-19 31.6%	Rebounds
FT % 1st Half: 6-8 75.0%	2nd half: 8-11 72.7%	Game: 14-19 73.7%	5

Officials: J.B. Caldwell, Mike Kitts, Patrick Evans
Technical fouls: Tennessee-None. South Carolina-None.
Attendance: 7959

Score by periods	1st	2nd	Total
Tennessee	34	39	73
South Carolina	32	32	64

	Points	In Paint	Off T/O	2nd Chance	Fast Break	Bench
UT	34	17	7	14	18	
SC	26	23	16	12	17	

Last FG - UT 2nd-04:14, SC 2nd-00:29.
Largest lead - UT by 16 2nd-06:19, SC None.
Score tied - 1 time.
Lead changed - 0 times.

EXCEPTIONAL COACHING STAFF

The South Carolina men's basketball staff has nearly 100 years of coaching experience combined from the high school level, through the junior college ranks and at elite level programs in Division I basketball. Head coach Frank Martin is in his 13th season of coaching in college basketball, associate head coach Brad Underwood in his 27th, assistant coach Matt Figger in his 20th and Lamont Evans in his fifth.

CHATKEVICIUS MISSED FIRST SIX GAMES

South Carolina head men's basketball coach Frank Martin announced on Nov. 11 that freshman forward Laimonas Chatkevicius would miss the first six games of the 2012-13 season. The NCAA determined that Chatkevicius received impermissible benefits from his host family prior to enrolling at the University of South Carolina, and as a result he will be withheld from the first six games. He was able to return to game action vs. St. John's.

MARTIN CONFIRMS SIGNING OF RINGER, MCKIE AND THORNWELL

Martin on Desmond Ringer (F/C - 6-9 - 260 - McDonough, Ga. - Eagle's Landing)

"Desmond Ringer gives us size, strength, athleticism and skill on the front line. He comes from a very successful high school program, and we're excited to have him be part of our family. He is a guy that understands how to play, and he has great size and real good hands. Desmond is someone that we feel will become a big-time presence on the front line for many years to come."

Martin on Justin McKie (G - 6-4 - 180 - Columbia, S.C. - Irmo)

"With his name alone, it should give people an understanding of the kind of bloodlines that he has. Justin loves to win, and he is coached by Tim Whipple, one of the great coaches in the country, not just in high school basketball or in this state. In my seven months here, Justin has improved as much as any player that I have watched. We really like his toughness, his ability to play defense in a system that is similar to ours and his length and size on the perimeter. He is someone that, as we move forward, we think he is definitely a great part of building a championship program."

Martin on Sindarius Thornwell (G - 6-5 - 180 - Lancaster, S.C. - Oak Hill Academy)

"Sindarius Thornwell is an extremely talented guard, and he is a winner. In today's day and age, you have players that are highly ranked across the country that have a sense of entitlement, and he does not. He remains very humble and very loyal to his state. With his choice to play at South Carolina, it shows the kind of love that he, along with the other guys, have for this University. For he and Justin, representing their state was something very important to them. Sindarius has a chance to be a special player in our program. He is another big guard, who can play the point guard position, as well as the two and three. He is the consummate winner; he defends, he rebounds and he is a great decision maker with the basketball."

ROSTER BREAKDOWN

RETURNING STARTERS (2)

Bruce Ellington
Damien Leonard
**based on final game of 2011-12 season*

RETURNING LETTERWINNERS (9)

Bruce Ellington
Carlton Geathers
Lakeem Jackson
Damien Leonard
Shane Phillips
Brian Richardson
RJ Slawson
Eric Smith
Brenton Williams

GUARDS (8)

Austin Constable
Bruce Ellington
Damien Leonard
LaShay Page
Shane Phillips
Brian Richardson
Eric Smith
Brenton Williams

FORWARDS (7)

Michael Carrera
Laimonas Chatkevicius
Carlton Geathers
Lakeem Jackson
Mindaugas Kacinas
RJ Slawson
Brian Steele

BY HEIGHT

Laimonas Chatkevicius - 6'11"
Carlton Geathers - 6'10"
RJ Slawson - 6'8"
Mindaugas Kacinas - 6'7"
Lakeem Jackson - 6'5"
Michael Carrera - 6'5"
Brian Steele - 6'5"
Brian Richardson - 6'4"
Damien Leonard - 6'4"
LaShay Page - 6'2"
Austin Constable - 6'0"
Brenton Williams - 5'11"
Eric Smith - 5'11"
Shane Phillips - 5'10"
Bruce Ellington - 5'9"

PRONUNCIATION

Lie-MOAN-us Ha-KEV-A-chus
Min-DAWG-us Kye-chin-iss

2012-13 SOUTH CAROLINA ROSTER

ALPHABETICAL

No.	Name	Pos.	Ht.	Wt.	Cl.	Exp.	Hometown/High/Last School
24	Michael Carrera	F	6-5	212	FR	HS	Anzoátegui, Venezuela/Montrose Christian School
14	Laimonas Chatkevicius	F	6-11	255	FR	HS	Klaipeda, Lithuania/South Kent School
12	Austin Constable*	F	6-0	175	FR	HS	West Chester, Pa./Henderson
23	Bruce Ellington	G	5-9	197	JR	2VL	Moncks Corner, S.C./Berkeley
45	Carlton Geathers	F	6-10	255	RS SO	1VL	Georgetown, S.C./Carvers Bay
30	Lakeem Jackson	F	6-5	235	SR	3VL	Charlotte, N.C./Christ School
25	Mindaugas Kacinas	F	6-7	210	FR	HS	Klaipeda, Lithuania/Word of Life Fire Traditional School
32	Damien Leonard	G	6-4	190	SO	1VL	Greenville, S.C./J.L. Mann
0	LaShay Page	G	6-2	195	SR	2VL	Dillon, S.C./Dillon/Southern Mississippi
55	Shane Phillips*	G	5-10	170	SR	1L	Pittsburgh, Pa./Wheeling (W.Va.) Central
2	Brian Richardson	G	6-4	175	JR	2VL	Wilson, N.C./Greenfield School
33	RJ Slawson	F	6-8	220	JR	2VL	Charleston, S.C./Fort Dorchester
5	Eric Smith	G	5-11	205	JR	2VL	Mullins, S.C./Christ School
35	Brian Steele*	F	6-5	196	FR	HS	Greenville, S.C./Wade Hampton School
1	Brenton Williams	G	5-11	175	JR	1VL	Kissimmee, Fla./Osceola High School/Santa Fe College

NUMERICAL

No.	Name	Pos.	Ht.	Wt.	Cl.	Exp.	Hometown/High/Last School
0	LaShay Page	G	6-2	195	SR	2VL	Dillon, S.C./Dillon/Southern Mississippi
1	Brenton Williams	G	5-11	175	JR	1VL	Kissimmee, Fla./Osceola High School/Santa Fe College
2	Brian Richardson	G	6-4	175	JR	2VL	Wilson, N.C./Greenfield School
5	Eric Smith	G	5-11	205	JR	2VL	Mullins, S.C./Christ School
12	Austin Constable*	F	6-0	175	FR	HS	West Chester, Pa./Henderson
14	Laimonas Chatkevicius	F	6-11	255	FR	HS	Klaipeda, Lithuania/South Kent School
23	Bruce Ellington	G	5-9	197	JR	2VL	Moncks Corner, S.C./Berkeley
24	Michael Carrera	F	6-5	212	FR	HS	Anzoátegui, Venezuela/Montrose Christian School
25	Mindaugas Kacinas	F	6-7	210	FR	HS	Klaipeda, Lithuania/Word of Life Fire Traditional School
30	Lakeem Jackson	F	6-5	235	SR	3VL	Charlotte, N.C./Christ School
32	Damien Leonard	G	6-4	190	SO	1VL	Greenville, S.C./J.L. Mann
33	RJ Slawson	F	6-8	220	JR	2VL	Charleston, S.C./Fort Dorchester
35	Brian Steele*	F	6-5	196	FR	HS	Greenville, S.C./Wade Hampton School
45	Carlton Geathers	F	6-10	255	RS SO	1VL	Georgetown, S.C./Carvers Bay
55	Shane Phillips*	G	5-10	170	SR	1L	Pittsburgh, Pa./Wheeling (W.Va.) Central

Head Coach: Frank Martin (Florida International, '93)

Associate Head Coach: Brad Underwood (Kansas State, '86)

Assistant Coach/Recruiting Coordinator: Matt Figger (Eastern Kentucky, '95)

Assistant Coach: Lamont Evans (Kansas State, '09)

Director of Basketball Operations: Andy Assaley (Cincinnati, '96)

Strength & Conditioning Coach: Scott Greenawalt (Muskingum College, '98)

Athletic Trainer: Mark Rodger (Buffalo, '01)


Video Coordinator: Dylan Lockwood (Cazenovia, '05)

Graduate Student Manager/Student-Athlete Development: Doug Edwards (Florida State, '07)

Graduate Student Manager: Darren Kent (Kansas State, '09)

** indicates walk-on*

RADIO/TV SPOT CHART



#0

LASHAY PAGE
Sr. - G - 6-2 - 195
Dillon, S.C.
Southern Miss.



#1

BRENTON WILLIAMS
Jr. - G - 5-11 - 175
Kissimmee, Fla.
Santa Fe College




#2

BRIAN RICHARDSON
Jr. - G - 6-4 - 175
Wilson, N.C.
Greenfield School



#5

ERIC SMITH
Jr. - G - 5-11 - 205
Mullins, S.C.
Christ School



#12

AUSTIN CONSTABLE
Fr. - G - 6-0 - 175
West Chester, Pa.
Henderson



#14

LAIMONAS CHATKEVICIUS
Fr. - F - 6-11 - 255
Klaipeda, Lithuania
South Kent (Conn.)
School




#23

BRUCE ELLINGTON
Jr. - G - 5-9 - 197
Moncks Corner, S.C.
Berkeley



#24

MICHAEL CARRERA
Fr. - F - 6-5 - 212
Anzoátegui, Venezuela
Montrose Christian



#25

MINDAUGAS KACINAS
Fr. - F - 6-7 - 210
Klaipeda, Lithuania
Word of Life Fire
Traditional School



#30

LAKEEM JACKSON
Sr. - F - 6-5 - 235
Charlotte, N.C.
Christ School



#32

DAMIEN LEONARD
So. - G - 6-4 - 190
Greenville, S.C.
J.L. Mann




#33

RJ SLAWSON
Jr. - F - 6-8 - 220
Charleston, S.C.
Fort Dorchester



#35

BRIAN STEELE
Fr. - F - 6-5 - 196
Greenville, S.C.
Wade Hampton School



#45

CARLTON GEATHERS
R-So. - F - 6-10 - 255
Georgetown, S.C.
Carvers Bay



#55

SHANE PHILLIPS
Sr. - G - 5-10 - 170
Pittsburgh, Pa.
Wheeling Central (W.Va.)



FRANK MARTIN
Head Coach



BRAD UNDERWOOD
Associate Head Coach



MATT FIGGER
Assistant Coach/
Recruiting Coordinator



LAMONT EVANS
Assistant Coach



ANDY ASSALEY
Director of Basketball
Operations



SCOTT GREENAWALT
Strength & Conditioning
Coach



MARK RODGER
Athletic Trainer



DOUG EDWARDS
Grad. Student Manager/
Student-Athlete
Development



DARREN KENT
Grad. Student Manager



DYLAN LOCKWOOD
Video Coordinator



EMILY FEENEY
Media Relations

GAMECOCKS RECORD WHEN ...

At home	8-5
On the road	1-5
At neutral sites	3-0
In overtime	3-0
vs. Top 25 team	0-2
vs. Top 10 team	0-1
vs. Top 3 team	0-0
Leading at half	10-3
Trailing at half	2-6
Tied at half	0-1
Shooting 50% or better	6-0
Shooting between 39-49%	6-3
Shooting less than 39%	0-7
Opp. shooting 50% or better	2-5
Opp. shooting between 39-49%	6-3
Opp. shooting less than 39%	4-2
Shooting better than opp.	11-2
Shooting worse than/equal to opp.	1-8
Starters out-score opp. starters	6-2
Opp. starters score/equal more	6-8
Bench out-scores opp. bench	11-4
Opp. bench scores/equals more	1-6
Having more FTs than opp.	7-1
Having equal/less FTs than opp.	5-9
Have more TOs than opp.	7-5
Having equal/less TOs than opp.	5-5
Having more rebounds than opp.	10-5
Having equal/less rebounds than opp.	2-5
Making 6 or more 3FGs	8-5
Having 15 or more assists	6-2
Having less than 15 assists	6-9
Score more points in paint than opp.	8-1
Scoring equal/less points in paint than opp.	4-9
Scoring more points off TOs than opp.	8-3
Scoring equal/less points off TOs than opp.	4-7
Scoring more 2nd-chance points than opp.	10-6
Scoring equal/less 2nd-chance points than opp.	2-4
Scoring more fast break points than opp.	5-1
Scoring equal/less fast break points than opp.	7-9
Wearing White uniforms	5-5
Wearing Garnet uniforms	1-4
Wearing Black uniforms	2-0
Wearing Gray Uniforms	4-1
Playing on live TV	8-9
Playing in November	5-2
Playing in December	4-1
Playing in January	3-5
Playing in February	0-2
Playing in March	0-0
Playing a day-game	3-3
Playing a night-game	8-6
Playing on Sunday	2-1
Playing on a Monday	1-0
Playing on a Tuesday	0-2
Playing on a Wednesday	2-3
Playing on a Thursday	0-1
Playing on a Friday	3-0
Playing on a Saturday	4-3
Scoring margin is 5 points or less	1-2
Margin is between 6-10	4-3
Margin is between 11-20	6-2
Margin is more than 20	1-3
Scoring 59 points or less	0-7
Scoring 60-69 points	1-2
Scoring 70-79 points	5-1
Scoring 80-89 points	5-0
Scoring 90-99 points	1-0
Scoring 100+ points	0-0

MISCELLANEOUS

Current streak	L3
Home court streak	L1
Away streak	L3
Neutral court streak	W3

2012-13 SUPERLATIVES

(tied for team lead also included)

Scoring Leaders	'12-13	Career
LaShay Page	3	3*
Brenton Williams	6	7
Lakeem Jackson	3	5
Michael Carrera	6	6
Brian Richardson	3	5
Bruce Ellington	1	21

Rebounding Leaders	'12-13	Career
Michael Carrera	7	7
Lakeem Jackson	8	24
LaShay Page	1	1*
Mindaugas Kacinas	2	2
Laimonas Chatkevicius	2	2
Damien Leonard	3	3
Brian Richardson	1	1
Bruce Ellington	1	2

Assists Leaders	'12-13	Career
Eric Smith	13	19
Lakeem Jackson	6	29
Brian Richardson	3	4
Bruce Ellington	6	40
Brenton Williams	1	1
Damien Leonard	1	2

Blocks Leaders	'12-13	Career
Michael Carrera	6	6
RJ Slawson	4	9
Damien Leonard	1	1
Brenton Williams	2	2
Brian Richardson	3	3
Lakeem Jackson	7	10
Mindaugas Kacinas	6	6
LaShay Page	1	1*
Laimonas Chatkevicius	2	2
Bruce Ellington	1	2

Steals Leaders	'12-13	Career
Lakeem Jackson	8	25
Eric Smith	6	7
Brenton Williams	7	10
Brian Richardson	3	10
Mindaugas Kacinas	2	2
LaShay Page	1	1*
Michael Carrera	2	2
Damien Leonard	2	5
RJ Slawson	3	8
Bruce Ellington	7	21

Double-Figure Scoring	'12-13	Career
Michael Carrera	9	9
Lakeem Jackson	10	28
LaShay Page	5	5*
Brenton Williams	13	19
RJ Slawson	3	6
Eric Smith	3	5
Brian Richardson	9	19
Mindaugas Kacinas	5	5
Bruce Ellington	6	34
Damien Leonard	3	11

20+ points	'12-13	Career
LaShay Page	2	2*
Brenton Williams	1	1
Brian Richardson	2	2

30+ points	'12-13	Career
-	-	-

Double-Figure Rebounding	'12-13	Career
Michael Carrera	3	3
Mindaugas Kacinas	3	3
Lakeem Jackson	5	11

5+ assists	'12-13	Career
Eric Smith	7	8
Lakeem Jackson	2	8
Bruce Ellington	1	10

3+ steals	'12-13	Career
Eric Smith	1	1
Bruce Ellington	2	4
Michael Carrera	1	1

2+ blocks	'12-13	Career
Michael Carrera	3	3
Lakeem Jackson	5	9
Mindaugas Kacinas	4	4
Brian Richardson	1	1
RJ Slawson	1	4
Laimonas Chatkevicius	1	1

Double-Doubles	'12-13	Career
Michael Carrera	3	3
Lakeem Jackson	3	4
Mindaugas Kacinas	1	1

Clutch Free Throws (under 5 min/OT)	'12-13	Career
Brenton Williams	17-20	.850
Michael Carrera	13-16	.813
Eric Smith	12-16	.750
Lakeem Jackson	2-13	.154
RJ Slawson	1-5	.200
Damien Leonard	4-6	.667
LaShay Page	14-15	.933
Bruce Ellington	8-11	.727
Laimonas Chatkevicius	1-4	.250
Brian Steele	2-2	1.000
Brian Richardson	7-8	.875
Mindaugas Kacinas	13-17	.765
Totals	94-133	.707

* indicates at South Carolina

Miscellaneous

Largest Halftime Lead	
SC	27, vs. Jacksonville, Dec. 7, 2012
Opp	23, at Florida, Jan. 30, 2013
Smallest Halftime Lead	
SC	1, vs. Auburn, Jan. 12, vs. UGA, Feb. 2, 2013
Opp	1, Clemson, Dec. 2, 2012
Fewest Points In First Half	
SC	10, at Florida, Jan. 30, 2013
Opp	22, UALR, Nov. 25, 2012
Most Points In First Half	
SC	57, vs. Jacksonville, Dec. 7, 2012
Opp	45, Kentucky, Feb. 5, 2013
Most Points In Second Half	
SC	44, vs. Rider, Nov. 19, 2012
Opp	51, St. John's, Nov. 29, 2012
Fewest Points In Second Half	
SC	26, at Fla., Jan. 30, vs. UGA, Feb. 2, 2013
Opp	25, Missouri State, Nov. 24, 2012
Most Points in Overtime	
SC	16, twice, last vs. Mizz. State, Nov. 24, 2012
Opp	9, twice, last Missouri State, Nov. 24, 2012
Largest Margin of Victory	
SC	21, vs. Arkansas, Jan. 26, 2013
Opp	39, at Florida, Jan. 30, 2013
Smallest Margin of Victory	
SC	5, vs. Appalachian State, Dec. 19, 2012
Opp	2, at Mississippi State, Jan. 9, 2013

2012-13 GAME BY GAME COMPARISON

	Date	Result	FG-A	Pct	3FG-A	Pct	FT-A	Pct	O-D-Total	PF	Pts	A	TO	Blk	Stl	Min	Half
Milwaukee & South Carolina	Nov. 11	W, 82-75 (OT)	26-67	.388	14-33	.424	9-19	.474	15-18-33	24	75	17	15	3	7	225	38
Morgan State			28-63	.444	0-11	.000	26-31	.839	17-28-45	16	82	11	17	7	5	225	23
South Carolina	Nov. 16	W, 87-71	28-53	.528	2-13	.154	13-20	.650	6-16-22	20	71	13	20	4	11	200	41
Rider & South Carolina	Nov. 19	W, 88-76	30-57	.526	6-16	.375	21-26	.808	13-22-35	20	87	10	20	2	5	200	45
Elon			27-53	.509	6-14	.429	16-21	.762	8-15-23	13	76	13	17	2	9	200	37
South Carolina	Nov. 21	L, 65-53	32-60	.533	13-27	.481	11-14	.786	11-22-33	20	88	22	18	2	5	200	44
vs. Missouri State ^			26-57	.456	8-15	.533	5-11	.455	9-21-30	19	65	13	14	6	12	200	31
South Carolina	Nov. 24	W, 74-67 (OT)	18-56	.321	6-19	.316	11-17	.647	18-25-43	16	53	10	22	5	7	200	23
vs. UALR ^			23-59	.390	5-19	.263	16-28	.571	12-17-29	24	67	7	13	0	10	225	33
South Carolina	Nov. 25	W, 74-62	22-39	.564	8-18	.444	22-28	.786	4-29-33	24	74	13	25	5	2	225	28
at St. John's %			23-57	.404	5-16	.313	11-23	.478	15-10-25	18	62	14	12	3	11	200	22
South Carolina	Nov. 29	L, 89-65	28-50	.560	6-16	.375	12-17	.706	15-25-40	20	74	14	21	5	9	200	39
Clemson			33-58	.569	7-14	.500	16-24	.667	11-20-31	18	89	19	7	9	8	200	38
South Carolina	Dec. 2	L, 64-55	24-65	.369	5-23	.217	12-21	.571	24-19-43	17	65	10	12	1	2	200	26
Jacksonville			17-39	.436	3-11	.273	27-37	.730	722-29	25	64	8	13	8	10	200	28
South Carolina	Dec. 7	W, 91-74	18-52	.346	4-15	.267	15-22	.682	17-19-36	28	55	10	19	4	3	200	27
Appalachian State			26-68	.382	3-20	.150	19-28	.679	13-18-31	22	74	11	7	8	7	200	30
South Carolina	Dec. 19	W, 74-69	31-56	.554	10-16	.625	19-29	.655	10-32-42	25	91	20	17	6	3	200	57
vs. Manhattan #			23-63	.365	4-14	.286	19-22	.864	17-23-40	24	69	12	17	4	6	200	35
South Carolina	Dec. 22	W, 63-57	28-61	.459	5-15	.333	13-19	.684	13-24-37	21	74	18	17	8	4	200	37
Presbyterian			18-45	.400	8-24	.333	13-24	.542	10-13-23	21	57	16	13	4	13	200	30
South Carolina	Dec. 29	W, 76-60	20-49	.408	6-20	.300	17-25	.680	19-23-42	19	63	10	19	1	6	200	36
SC State			23-49	.469	4-13	.308	10-13	.769	7-18-25	18	60	10	15	4	5	200	24
South Carolina	Jan. 5	W, 80-69	27-56	.482	7-16	.438	15-24	.625	15-19-34	14	76	15	9	4	5	200	40
at Mississippi State			26-61	.426	0-7	0.0	17-22	.773	15-26-41	21	69	13	15	4	3	200	29
South Carolina	Jan. 9	L, 56-54	32-71	.451	4-16	.250	12-21	.571	17-25-42	18	80	16	9	3	4	200	37
Auburn			19-49	.388	0-10	.000	18-25	.720	9-20-29	15	56	8	17	8	14	200	26
South Carolina	Jan. 12	L, 74-71	20-51	.392	8-21	.381	6-11	.545	13-25-38	20	54	10	24	5	7	200	26
at LSU			24-41	.585	8-18	.444	18-28	.643	9-15-24	23	74	14	17	3	9	200	38
South Carolina	Jan. 16	W, 82-73 (OT)	26-57	.456	8-20	.400	11-16	.688	17-14-31	24	71	20	15	3	4	200	39
Vanderbilt			26-64	.406	8-27	.296	13-16	.813	15-25-40	26	73	15	22	3	9	225	33
South Carolina	Jan. 19	L, 58-51	26-58	.448	2-14	.143	28-37	.757	11-25-36	16	82	9	15	2	6	225	35
at Missouri			16-37	.432	6-13	.462	20-33	.606	6-34-40	21	58	15	18	2	1	200	24
South Carolina	Jan. 22	L, 71-65	14-59	.237	4-21	.190	19-25	.760	12-21-33	24	51	7	7	2	9	200	19
Arkansas			19-57	.333	5-27	.185	28-36	.778	16-28-44	19	71	10	13	2	10	200	27
South Carolina	Jan. 26	W, 75-54	24-65	.369	6-20	.300	11-17	.647	16-27-43	24	65	9	13	2	6	200	35
at Florida			21-61	.344	2-16	.125	10-15	.667	12-14-26	19	54	13	9	5	10	200	26
South Carolina	Jan. 30	L, 75-36	30-52	.577	7-12	.583	8-17	.471	13-29-42	13	75	17	18	5	2	200	43
Georgia			28-53	.528	12-21	.571	7-16	.438	11-27-38	9	75	18	12	3	13	200	33
South Carolina	Feb. 2	L, 67-56	14-45	.311	2-14	.143	6-9	.667	6-18-24	15	36	8	17	0	7	200	10
at Kentucky			25-43	.581	6-13	.462	11-16	.688	6-24-30	15	67	14	13	6	4	200	29
South Carolina	Feb. 5	L, 77-55	19-53	.358	7-20	.350	11-13	.846	12-15-27	19	56	9	10	2	6	200	30

* indicates SEC contest | &-Hoops For Hope Classic (Columbia, S.C.) | ^-Hoops For Hope Classic (Puerto Vallarta, Mexico) | %-SEC/BIG EAST Challenge | #-Brooklyn Hoops Holiday Invitational (Brooklyn, N.Y.)

2012-13 RESULTS: OVERALL, 12-10; HOME, 8-5; AWAY, 1-5; NEUTRAL, 3-0; SEC, 2-7

DATE	OPPONENT	W/L	SCORE	RECORD (SEC)	POINTS	REBOUNDS	ASSISTS	BLOCKS	STEALS	ATTENDANCE
Nov. 11	Milwaukee &	W	82-75 (OT)	1-0	Page (19)	Carrera (15)	Smith (4)	Carrera (3)	5 with 1	7335 (paid)
Nov. 16	Morgan State	W	87-71	2-0	Page (20)	Jackson (8)	Jackson (4)	Slawson/Lenard (1)	Page (2)	8019 (paid)
Nov. 19	Rider &	W	88-76	3-0	Williams (22)	Jackson (7)	Richardson (6)	Williams/Richardson (1)	Jackson (2)	7157 (paid)
Nov. 21	Elon	L	65-53	3-1	Jackson (14)	Jackson (10)	Richardson (4)	Jackson (2)	Jackson (2)	6754 (paid)
Nov. 24	vs. Missouri State ^	W	74-64 (OT)	4-1	Page (22)	Page (6)	Smith (6)	Kacinas (2)	Carrera/Leonard (1)	303
Nov. 25	vs. UALR ^	W	74-62	5-1	Williams (17)	Jackson (15)	Smith/Jackson (5)	Jackson/Kacinas (2)	Smith (3)	276
Nov. 29	at St. John's %	L	89-65	5-2	Carrera (11)	Carrera (11)	Smith/Richardson (2)	Page (1)	Slawson/Williams (1)	4,902
Dec. 2	Clemson	L	64-55	5-3	Williams (16)	Jackson/Carrera (6)	Smith (3)	4 with 1	3 with 1	10,684 (paid)
Dec. 7	Jacksonville	W	91-74	6-3	Carrera (17)	Carrera (9)	Smith (7)	Carrera/Kacinas (2)	3 with 1	6,980 (paid)
Dec. 19	Appalachian State	W	74-69	7-3	Jackson (16)	Kacinas (12)	Smith (9)	Kacinas (3)	4 with 1	8,118 (paid)
Dec. 22	vs. Manhattan #	W	63-57	8-3	Williams (17)	Jackson (11)	Smith/Jackson (3)	Williams (1)	Williams/Slawson (2)	-
Dec. 29	Presbyterian	W	76-60	9-3	Richardson (16)	Chatkevicius/Leonard (6)	Smith (5)	Slawson (3)	Williams (2)	7,344 (paid)
Jan. 5	SC State	W	80-69	10-3	Jackson (16)	Kacinas (10)	Smith (7)	3 with 1	Williams (2)	7,394 (paid)
Jan. 9	at Miss. State*	L	56-54	10-4 (0-1)	Richardson (20)	Richardson (8)	Smith (5)	Jackson (4)	3 with 2	4,054
Jan. 12	Auburn*	L	74-71	10-5 (0-2)	Ellington (18)	Leonard (9)	Ellington/Carrera (5)	Carrera (2)	Ellington (2)	9,117 (paid)
Jan. 16	at LSU*	W	82-73 (OT)	11-5 (1-2)	Carrera (23)	Jackson (11)	Jackson (4)	Chatkevicius/Ellington (1)	Ellington (3)	6,654
Jan. 19	Vanderbilt*	L	58-51	11-6 (1-3)	Williams (16)	Jackson (10)	Ellington/Williams (2)	Carrera/Richardson (1)	Ellington (3)	11,175 (paid)
Jan. 22	at No. 22 Missouri†	L	71-65	11-7 (1-4)	Williams (16)	Ellington (9)	Ellington/Jackson (3)	Chatkevicius (2)	Jackson/Williams (2)	11,830
Jan. 26	vs. Arkansas	W	75-54	12-7 (2-4)	Richardson (20)	Chatkevicius (7)	Ellington (4)	Jackson (2)	Jackson/Ellington (1)	10,926 (paid)
Jan. 30	at No. 4 Florida	L	75-36	12-8 (2-5)	Carrera (13)	Carrera (9)	Ellington (3)	-	Jackson/Leonard (2)	10,533
Feb. 2	vs. Georgia	L	67-56	12-9 (2-6)	Carrera (16)	Carrera (7)	Jackson/Smith/Ellington (2)	Carrera/Slawson (1)	Carrera (3)	11,327 (paid)
Feb. 5	at Kentucky	L	77-55	12-10 (2-7)	Carrera (18)	Carrera/Leonard (6)	Smith/Leonard (2)	Jackson (2)	Kacinas (2)	22,559

* indicates SEC contest | &-Hoops For Hope Classic (Columbia, S.C.) | ^-Hoops For Hope Classic (Puerto Vallarta, Mexico) | %-SEC/BIG EAST Challenge | #-Brooklyn Hoops Holiday Invitational (Brooklyn, N.Y.)

2012-13 STARTING LINEUP WIN-LOSS

Guard	Guard	Forward	Forward	Forward	2012-13	Games
Page	Smith	Slawson	Jackson	Carrera	2-2	4
Page	Smith	Williams	Jackson	Slawson	2-1	3
Page	Smith	Kacinas	Jackson	Slawson	2-0	2
Williams	Smith	Slawson	Jackson	Carrera	1-0	1
Williams	Smith	Kacinas	Jackson	Carrera	1-0	1
Williams	Smith	Richardson	Jackson	Kacinas	1-0	1
Leonard	Smith	Richardson	Jackson	Kacinas	1-0	1
Ellington	Smith	Richardson	Jackson	Kacinas	0-2	2
Ellington	Smith	Richardson	Jackson	Chatkevicius	1-0	1
Ellington	Smith	Carrera	Jackson	Chatkevicius	1-4	5
Ellington	Williams	Richardson	Jackson	Carrera	0-1	1

GAME 1 - SOUTH CAROLINA 82, MILWAUKEE 75 (OT)
NOV. 11, 2012/COLONIAL LIFE ARENA

COLUMBIA, S.C. -- Brenton Williams scored 12 of his 14 points in overtime as South Carolina (1-0) overcame a 17-point deficit in the second half to defeat Wisconsin-Milwaukee 82-75 Sunday in Frank Martin's debut as Gamecocks coach.

They trailed 40-23 early in the second half. But Carolina ended the period on a 26-12 run and tied things on two foul shots by freshman Mindaugas Kacinas to force the extra period.

Freshman forward Michael Carrera was stellar in the contest, posting a double-double with 17 points and 15 rebounds. It marked the first double-double by a Gamecock freshman since the 2008 campaign. Kacinas also pulled down double-digit rebounds with 13, while adding eight points.

Senior transfer LaShay Page paced Carolina with 19 points, including 17 in the second half. Williams posted 14 points, including a perfect 8-of-8 performance from the free throw line in overtime.

Jordan Aaron had 28 points to lead the Panthers (1-1).

The teams traded baskets early in the first half before Kacinas assisted Williams on a layup underneath to give Carolina a 14-11 upperhand at the 12:38 mark.

The Panthers responded with an 8-0 run through the under-eight minute media timeout, before a lay-up from Carrera at the 6:21 mark halted the scoring drought for Carolina.

The difference in the first half was eight made 3's from the Panthers, while the Gamecocks were 0-of-8 from beyond the arc. Carrera ended the half with a near double-double, scoring nine points and pulling down nine rebounds, but UWM held a 38-23 upperhand at the break.

Carolina started the second half on a 9-2 run, propelled by a lay-up and two jumpers from Page, which forced an early timeout from Milwaukee.

After the break, stellar play from the Gamecocks brought the score within four at 40-36. Carrera hit a pair of free throws before Kacinas blocked a shot at the opposite end and assisted on Page's fifth made basket of the second half at the 14:32 mark.

Milwaukee extended its lead to 50-36 with 11:53 remaining, but the Gamecocks continued to battle.

The Gamecocks had cut Wisconsin-Milwaukee's lead to 63-58 with 4:32 to go when Theinro Niang hit the team's 13th 3-pointer to give them an eight-point cushion with under 4 minutes to go.

Kacinas began the final charge in regulation with an inside bucket, Carrera had a putback, and Eric Smith drove in for a layup to make it 66-64 with 1:18 to go.

After Niang missed a 3-point try, Kacinas found himself with the ball outside the 3-point line and time running down. He got fouled by Kyle Kelm on the long-range attempt and made 2-of-3 free throws to tie the game.

Carrera got things going in overtime with two foul shots as South Carolina moved in front for the first time since early in the opening half. Kacinas followed with two more foul shots before Williams took over.

Williams scored 12 of Carolina's 16 points in overtime.

***The Associated Press contributed to this report*

GAME 1

Official Basketball Box Score -- Game Totals -- Final Statistics
UW-Milwaukee vs South Carolina
11/11/12 3 p.m. at Columbia, S.C. (Colonial Life Arena)



UW-Milwaukee 75 • 1-1

##	Player	Total			3-Ptr			Rebounds			PF	TP	A	T	Bk	Stl	Min
		FG	FGA	FT	FTA	FT	FTA	Off	Def	Total							
15	HARRIS, Demetrius	f	3-7	0-0	0-4	2	0	2	3	6	0	1	0	2	18		
42	HAARMSMA, James	f	5-9	2-2	2-2	5	5	10	4	14	0	4	0	0	24		
45	WOLF, Christian	f	0-1	0-0	2-2	0	1	1	3	2	1	1	0	0	10		
01	AARON, Jordan	g	9-24	7-14	3-4	2	2	4	5	28	6	3	0	3	44		
10	NIANG, Thierno	g	3-11	2-7	1-4	1	1	2	2	9	2	2	0	2	43		
03	KELM, Kyle	g	2-3	1-2	0-0	1	1	2	3	5	3	1	2	0	34		
22	RICHARD, Evan	g	0-1	0-0	0-0	0	0	0	1	0	0	1	0	0	3		
23	PANOSKE, J.J.	g	0-1	0-1	0-0	0	0	0	0	0	0	1	0	0	1		
34	ARIANS, Austin	g	3-7	2-6	0-0	0	1	1	1	8	1	0	0	0	15		
44	HAGGERTY, Ryan	g	1-3	0-1	1-3	1	3	4	2	3	4	1	1	0	33		
Team						3			4								
Totals			26-67	14-33	9-19	15	18	33	24	75	17	15	3	7	225		

FG % 1st Half:	13-29	44.8%	2nd Half:	11-28	39.3%	OT:	2-10	20.0%	Game:	26-67	38.8%	Deadball Rebounds:	
3FG % 1st Half:	8-14	57.1%	2nd Half:	5-13	38.5%	OT:	1-6	16.7%	Game:	14-33	42.4%	Rebounds:	
FT % 1st Half:	4-10	40.0%	2nd Half:	1-5	20.0%	OT:	4-4	100.0%	Game:	9-19	47.4%	4.1	

South Carolina 82 • 1-0

##	Player	Total			3-Ptr			Rebounds			PF	TP	A	T	Bk	Stl	Min
		FG	FGA	FT	FTA	FT	FTA	Off	Def	Total							
24	CARRERA, Michael	f	6-12	0-0	5-5	7	8	15	4	17	0	2	3	0	29		
30	JACKSON, Lakeem	f	6-10	0-0	0-1	1	5	6	1	12	0	2	1	1	40-		
33	SLAWSON, RJ	f	0-1	0-0	0	2	2	1	0	0	0	0	0	0	14		
00	PAGE, LaShay	g	7-18	0-6	5-7	0	1	1	0	19	2	1	0	0	35		
05	SMITH, Eric	g	2-9	0-1	2-2	0	1	1	6	4	4	1	1	1	38		
01	WILLIAMS, Brenton	g	3-6	0-2	8-8	0	1	1	3	14	0	4	0	1	13		
02	RICHARDSON, Brian	g	3-3	0-0	0-0	0	0	0	3	6	2	3	1	1	20		
25	KACINAS, Mindaugas	g	1-3	0-1	6-6	6	7	13	2	8	3	1	1	1	31		
32	LEONARD, Damien	g	0-1	0-1	0-0	1	0	1	0	0	0	0	0	0	5		
Team						2			3								
Totals			28-63	0-11	26-31	17	28	45	16	82	11	17	7	5	225		

FG % 1st Half:	9-34	26.5%	2nd Half:	17-24	70.8%	OT:	2-5	40.0%	Game:	28-63	44.4%	Deadball Rebounds:	
3FG % 1st Half:	0-8	0.0%	2nd Half:	0-0	0.0%	OT:	0-0	0.0%	Game:	0-11	0.0%	Rebounds:	
FT % 1st Half:	5-6	83.3%	2nd Half:	9-13	69.2%	OT:	12-12	100.0%	Game:	26-31	83.9%	4.4	

Officials: Mike Nance, Mike Stephens, Nathan Quick
 Technical fouls: UW-Milwaukee-None, South Carolina-None.
 Attendance: 735
 Hoops For Hope Classic, Round 1

Score by periods	1st	2nd	OT	Total
UW-Milwaukee	38	28	9	75
South Carolina	23	43	16	82

Last FG - UWM 01:41, SC 01:55.
 Largest lead - UWM by 17 2nd:19:16, SC by 7 0T:00:01.

In	Off	2nd	Fast	Bench
UWM	20	15	10	4
SC	46	17	14	12

Score tied - 3 times.
 Lead changed - 8 times.

GAME 2 - SOUTH CAROLINA 87, MORGAN STATE 71
NOV. 16, 2012/COLONIAL LIFE ARENA

COLUMBIA, S.C. - South Carolina (2-0) defeated Morgan State (1-3) 87-71 on Friday night in non-conference action at Colonial Life Arena. Five Gamecocks scored double figures in the match, led by senior guard LaShay Page who scored a game-high 20 points and pulled down five rebounds.

South Carolina junior guards Eric Smith, Brenton Williams and Brian Richardson added 17, 14 and 10 points, respectively, for the Gamecocks. Junior forward R.J. Slawson put up 10 points and brought down seven rebounds and senior forward Lakeem Jackson notched eight points and eight rebounds. Every South Carolina player that registered significant minutes tallied at least two boards in the effort as the Gamecocks out-rebounded the Bears 35-22. South Carolina was without freshman forward Michael Carrera, the reigning SEC Freshman of the Week, due to a concussion.

Two junior guards led the Morgan State effort, Justin Black, who scored 20 points and Anthony Hubbard with 15. Senior forward DeWayne Jackson added 11 on the night. The Bear's leading rebounder was junior center Ian Chiles who came down with five.

Morgan State jumped out to an early lead by capitalizing on chances in transition. The Bears built up a seven-point advantage early in the first half, but could not pull away.

After chipping away at the Morgan State lead, South Carolina tied the game at 22-22. Page ignited a run by jumping on a loose ball and calling timeout to give South Carolina possession. Williams drained a 3-pointer coming out of the timeout to spur a 16-5 Gamecock run. Page added another three and a pair of free throws in the spurt to give the home team an 11-point lead.

The Bears responded with a 10-2 run of their own to pull within three, but could not get any closer. The teams went into the locker room with South Carolina holding a 45-41 advantage.

Coming out of the break, Morgan State pulled within one at 45-44 on a three-point play by Hubbard, but the Gamecocks responded with six unanswered points that included back-to-back buckets by Slawson to firmly take the lead. South Carolina built a 12-point lead midway through the second half and went 9-9 from the free throw line down the stretch to maintain their lead and cruise to a 87-71 win.

GAME 2

Official Basketball Box Score -- Game Totals -- Final Statistics
Morgan State vs South Carolina
11/16/12 7 p.m. at Columbia, S.C. (Colonial Life Arena)

Morgan State 71 • 1-3

##	Player	Total			3-Ptr			Rebounds			PF	TP	A	T	Bk	Stl	Min
		FG	FGA	FT	FTA	FT	FTA	Off	Def	Total							
22	JACKSON, DeWayne	f	5-10	1-4	0-0	1	1	2	3	11	6	8	1	5	37		
05	CHILES, Ian	c	2-3	0-0	1-4	0	5	1	5	0	0	1	0	14			
50	BLACK, Justin	g	9-13	0-2	2-4	1	0	1	3	20	1	1	0	33			
11	HUBBARD, Anthony	g	4-8	0-1	7-7	1	0	1	5	15	3	3	0	32			
22	BOZEMAN, Blake	g	2-8	1-5	2-2	0	1	1	4	7	1	4	0	30			
01	PRETLOW, Donte	g	2-5	0-1	0-0	0	1	1	3	4	1	1	0	34			
21	BAILEY, Tauron	g	2-2	0-0	0-1	0	1	1	0	4	0	0	0	10			
23	SIMPSON, Jason	g	0-0	0-0	0-0	0	0	0	0	0	0	0	0	1			
34	BLOSSOM, Chadric	g	2-2	0-0	0-0	1	2	3	0	0	0	0	0	8			
44	DUNCAN, Shaquille	g	0-2	0-0	1-2	1	2	3	1	5	1	2	2	21			
Team						1			4								
Totals			28-53	2-13	13-20	6	16	22	20	71	13	20	4	11	200		

FG % 1st Half:	17-29	58.6%	2nd Half:	11-24	45.8%	Game:	28-53	52.8%	Deadball Rebounds:	
3FG % 1st Half:	1-5	20.0%	2nd Half:	1-8	12.5%	Game:	2-13	15.4%	Rebounds:	
FT % 1st Half:	6-13	46.2%	2nd Half:	7-7	100.0%	Game:	13-20	65.0%	4.2	

South Carolina 87 • 2-0

##	Player	Total			3-Ptr			Rebounds			PF	TP	A	T	Bk	Stl	Min
		FG	FGA	FT	FTA	FT	FTA	Off	Def	Total							
30	JACKSON, Lakeem	f	3-5	0-0	2-4	2	6	8	3	8	4	2	0	1	34		
33	SLAWSON, RJ	f	4-7	0-0	2-2	6	1	7	5	10	2	3	0	1	26		
00	PAGE, LaShay	g	6-13	2-6	6-6	1	4	5	3	20	1	2	0	30			
01	WILLIAMS, Brenton	g	5-13	1-4	3-3	0	3	0	3	14	2	3	0	27			
05	SMITH, Eric	g	5-9	1-3	6-9	0	2	2	1	17	0	3	0	25			
02	RICHARDSON, Brian	g	4-6	2-3	0-0	1	2	3	4	10	1	1	0	19			
25	KACINAS, Mindaugas	g	0-1	0-0	2-2	3	0	3	3	2	0	3	0	21			
32	LEONARD, Damien	g	3-3	0-0	0-0	0	2	2	1	6	0	2	1	17			
55	PHILLIPS, Shane	g	0-0	0-0	0-0	0	0	0	0	0	0	0	0	1			
Team						2			2								
Totals			30-57	6-16	21-26	13	22	35	20	87	10	20	2	5	200		

FG % 1st Half:	15-30	50.0%	2nd Half:	15-27	55.6%	Game:	30-57	52.6%	Deadball Rebounds:	
3FG % 1st Half:	0-0	0.0%	2nd Half:	0-0	0.0%	Game:	0-6	0.0%	Rebounds:	
FT % 1st Half:	11-14	78.6%	2nd Half:	10-12	83.3%	Game:	21-26	80.8%	1	

Officials: Antonio Petty, Rick Hartzell, CJ Washington
 Technical fouls: Morgan State-None, South Carolina-None.
 Attendance: 8019

Score by periods	1st	2nd	Total
Morgan State	41	30	71
South Carolina	45	42	87

In	Off	2nd	Fast	Bench
MSU	48	20	4	14
SC	34	22	19	6

Last FG - MSU 2nd:01:38, SC 2nd:00:54.
 Largest lead - MSU by 7 1st:14:46, SC by 16 2nd:00:28.

GAME 4 - ELON 65, SOUTH CAROLINA 53
NOV. 21, 2012/COLONIAL LIFE ARENA

COLUMBIA, S.C. -- South Carolina (3-1) fell to Elon (4-1) 65-53 on Wednesday night in non-conference action at Colonial Life Arena. Senior forward Lakeem Jackson led the Gamecocks in the effort with 14 points and 10 rebounds.

Junior guard Brenton Williams added nine points for the Gamecocks. Junior guard Brian Richardson and junior forward RJ Slawson each added seven points and eight rebounds. The eight rebounds were a career high for Richardson who also dished out four assists. South Carolina turned the ball over 22 times on the night, leading to 18 Elon points. For the third game in a row, the Gamecocks were without freshman forward Michael Carrera.

Three Elon players scored in double figures. Junior forward Lucas Troutman led the team with 15 points and six rebounds. Junior guard Jack Isenberger and sophomore guard Austin Hamilton netted 13 points apiece as well. Junior guard Sebastian Koch brought down a team-leading seven rebounds. As a team, Elon shot 53.5% from behind the arc, hitting eight in the matchup.

Despite falling behind 11-3 early and tallying seven turnovers in the first ten minutes, South Carolina kept Elon within striking distance. Senior guard LaShay Page sank a shot from behind the arc at the 10:27 mark to bring the Gamecocks to within three at 18-15, but South Carolina was unable to score for the next eight minutes. The Phoenix scored 10 unanswered points during the stretch to give them a 28-15 upper hand. Sophomore guard Damien Leonard ended the Gamecock dry spell with back-to-back 3-pointers to cut into the Elon lead to seven.

Richardson found Jackson in transition for a bucket with 36 seconds remaining in the half, but Elon's Isenberger responded with a 3-pointer with three seconds to go, giving the Phoenix a 31-23 advantage going into the locker room.

After the break, a Richardson 3-pointer and a free throw by freshman forward Mindaugas Kacinas brought the Gamecocks to within four to start the second half, but the Phoenix responded with two 3s of their own to extend the lead back to 10.

Williams, who scored all nine of his points in the second half, cut the lead to four at 39-35 with 15:29 remaining when he poked the ball away and took it the distance for a dunk. The Gamecocks would not get any closer.

Down 53-37 with 10:42 remaining, South Carolina made one last attempt to rally and set off on a 15-4 run to cut the deficit to five. Jackson scored six points in the stretch, with two of them coming on an emphatic dunk in transition. The spurt forced Elon to call timeout to stop the surging Gamecock momentum. After the timeout, the Phoenix responded with three unanswered baskets, all by Troutman, to again give the Phoenix a double-digit lead at 63-52. Each team made an appearance at the free throw line in the final two minutes and Elon held on for the 65-53 win.

GAME 5 - SOUTH CAROLINA 74, MISSOURI ST. 67 (OT)
NOV. 24, 2012/PUERTO VALLARTA CONVENTION CENTER

PUERTO VALLARTA, Mexico - South Carolina posted a 74-67 victory over Missouri State in the third round of the Hoops For Hope Classic in Puerto Vallarta, Mexico, on Saturday in non-conference action. In his first contest back after missing three games due to a concussion, freshman forward Michael Carrera hit a 3 as time expired in regulation to send the contest into overtime.

Senior guard LaShay Page led the Gamecocks with 22 points and six rebounds, while junior guard Brian Richardson added 14 points, hitting four 3s in the contest, just one shy of matching his career high. Carrera added 18 points in his return and pulled down five rebounds.

South Carolina committed a season high 25 turnovers in the contest, however, after committing 20 of those in the first half, the Gamecocks were solid through the second half and overtime, posting just five turnovers during the stretch. The Gamecocks out-rebounded the Bears, 33-29.

Marcus Marshall led the Bears with 17 points, while Anthony Downing and Christian Kirk both added 16. Keith Pickens' eight rebounds were a game-high.

After Missouri State took an early 2-0 lead after an administrative technical foul called on Carolina during pre-game warmups, the Bears jumped out to a quick 7-0 lead before a 3 from Richardson halted the stretch at the 17:41 mark.

The Gamecocks responded with a 10-4 run over the course of the next three minutes to take a 13-11 lead on another 3 from Richardson. Back and forth play followed, but the Gamecocks were never able to extend a lead due to several turnovers through the middle part of the half.

Missouri State held a 19-18 advantage near the seven-minute mark, but the Gamecocks continued to battle and Richardson's third 3 of the half tied the contest at 23 with 4:31 remaining before halftime.

Carolina committed five turnovers through the last four minutes of play and Missouri State held a 33-28 lead at the half. The Gamecocks finished the half with just 11 shots attempts, connecting on eight to shoot 72.7 percent in the set.

Page scored two 3s and a lay-up through the first three minutes and 30 seconds of the second half to tie the contest at 38. The teams traded baskets before a lay-up and two free throws from Carrera gave the Gamecocks a 42-40 lead with 13:06 on the clock.

After a lay-up from Kirk, Richardson's fourth 3 of the contest pushed the Gamecock lead to 45-42 with 11:24 remaining in regulation. The teams traded baskets and the contest was tied at 47, before Marshall gave the Bears a three-point advantage at the 7:39 mark.

Junior guard Eric Smith earned the assist on a lay-up from Page to tie the contest at 51 with just over six minutes remaining. Two free throws from MSU's Marshall gave the Bears a 53-51 advantage, before Carrera tied the contest at 53 with a hard-fought lay-up with 2:42 on the clock.

Kirk gave MSU a 55-53 lead with 1:25 remaining, before the teams traded missed baskets and the Gamecocks were called for an intentional foul with 33 seconds on the clock. The Bears were only able to hit 1-of-2 from the line to hold a 56-53 lead.

Richardson was called for a foul with 29 seconds remaining and MSU's Williams missed the front end of a 1-and-1 opportunity before Page connected on the opposite end on a jumper to pull the Gamecocks within one at 56-55 with 13 seconds remaining.

Marshall connected on two free throws for the Bears at the opposite end with 12.2 seconds on the clock to go up Kacinas at 58-55. Smith collected the inbounds pass from freshman forward Mindaugas Kacinas and raced down the floor, finding Carrera just beyond the 3-point line with just seconds remaining.

Carrera faced the basket and shot his first attempt from beyond the arc this season, hitting at the buzzer to tie the contest at 58 and force overtime.

The Gamecocks dominated the OT session, out-scoring the Bears 16-9 in the set, including four points from Carrera and seven made free throws from Page to secure the Carolina victory.

GAME 6 - SOUTH CAROLINA 74, UALR 62
NOV. 25, 2012/PUERTO VALLARTA CONVENTION CENTER

PUERTO VALLARTA, Mexico - The South Carolina men's basketball team (5-1) claimed the 2012 Hoops For Hope Classic Championship on Sunday night in Puerto Vallarta, Mexico, with a 74-62 victory over Arkansas-Little Rock (4-3). Senior forward Lakeem Jackson collected his second double-double of the season with 10 points and a career-high 15 rebounds.

Jackson was named to the all-tournament team and senior guard LaShay Page was named the tournament's Most Outstanding Player.

Junior guard Brenton Williams led the five Gamecocks who scored double figures in the championship game with 17. Page added 16, freshman forward Mindaugas Kacinas tallied 13 and junior guard Eric Smith posted 12 in the balanced effort. Jackson's 15 rebounds were a game high.

Junior forward Will Neighbour led the ULAR charge with 19 points and five rebounds. Freshman guard John Gillon netted nine points for the Trojans.

South Carolina jumped out to a 12-4 lead through the first six minutes of play, but UALR responded with a 7-2 run through the under-12 minute media timeout to pull within three at 14-11.

Page scored six points after the break and Smith extended the Gamecocks lead to nine at 23-14 with 8:53 on the clock on a made 3 at the shot clock buzzer.

Neighbour would add a lay-up for the Trojans, but a basket from Jackson and two from Williams gave Carolina a solid advantage at 31-16 with just over four minutes remaining before the half.

South Carolina continued to dominate on the offensive end the remainder of the set. Page hit his second 3 of the contest with just over a minute to play, and Kacinas buried a 3 just before the halftime buzzer to push the Gamecock advantage to 39-22. Carolina held a dominating 25-8 rebounding advantage in the half, scoring 13 second chance points.

The Gamecocks picked up where they left off before the break in the second half. Carolina held a 55-28 lead after back-to-back buckets from Williams midway through the half.

Page collected an assist on a floating pass to Kacinas just under nine minutes for a 25-point Carolina lead at 59-34.

Jackson collected his second double-double of the season with his 10th point on a breakaway dunk near the six-minute mark, and the Gamecocks closed out the contest with a 74-62 victory.

GAME 4

Official Basketball Box Score -- Game Totals -- Final Statistics
Elon vs South Carolina
11/21/12 7 p.m. at Columbia, S.C. (Colonial Life Arena)

Elon 65 • 4-1

##	Player	Total	3-Ptr			Rebounds			PF	TP	A	TO	Blk	Stl	Min
			FG-FGA	FG-FGA	FT-FTA	Off	Def	Total							
31	TROUTMAN, Lucas	f	8-12	0-0	1-2	3	3	6	2	17	1	1	2	3	33
10	HAMILTON, Austin	g	6-10	1-1	0-3	0	2	0	13	2	1	0	2	29	
20	ISENBARGER, Jack	g	4-14	3-5	2-2	1	1	2	0	13	0	2	0	11	
21	BEAUMONT, Ryley	g	1-4	0-0	0-0	0	2	2	4	2	0	1	2	0	
24	KOCH, Sebastian	g	3-10	3-7	0-2	2	5	7	2	9	5	4	1	3	
03	SAMSON, Tanner	g	2-3	1-2	2-2	0	1	1	1	7	4	0	0	1	
11	BLAKE, Kevin	g	0-2	0-0	0-0	1	0	1	0	1	0	0	0	3	
15	SABATO, Tony	g	0-0	0-0	0-0	0	0	0	3	0	0	1	0	1	
23	EDOMWONYI, Egeheosa	g	2-2	0-0	0-0	1	1	2	1	4	0	2	0	8	
32	WINTERS, Ryan	g	0-0	0-0	0-0	0	3	3	5	0	1	2	1	16	
Team					1		3								
Totals			26-57	8-15	5-11	9	21	30	19	65	13	14	6	12	200

FG % 1st Half:	14-33	42.4%	2nd half:	12-24	50.0%	Game:	28-57	45.6%	Deadball Rebounds:	2.1
3FG % 1st Half:	3-6	50.0%	2nd half:	5-9	55.6%	Game:	8-15	53.3%		
FT % 1st Half:	0-2	0.0%	2nd half:	5-9	55.6%	Game:	5-11	45.5%		

South Carolina 53 • 3-1

##	Player	Total	3-Ptr			Rebounds			PF	TP	A	TO	Blk	Stl	Min
			FG-FGA	FG-FGA	FT-FTA	Off	Def	Total							
30	JACKSON, Lakeem	f	7-13	0-0	0-1	6	4	10	2	14	2	2	2	36	
33	SLAWSON, RJ	f	2-4	0-0	3-4	4	4	8	4	7	1	2	1	24	
00	PAGE, LaShay	g	1-8	1-4	1-2	1	2	3	4	1	3	0	1	21	
01	WILLIAMS, Brenton	g	2-6	1-3	4-6	1	2	3	2	9	0	4	1	24	
05	SMITH, Eric	g	1-5	1-1	0-0	0	1	1	2	3	1	2	0	20	
02	RICHARDSON, Brian	g	2-12	1-6	2-2	2	6	8	3	7	4	4	1	30	
25	KACINAS, Mindaugas	g	1-2	0-0	1-2	2	3	5	3	1	4	0	0	26	
32	LEONARD, Damien	g	2-6	2-5	0-0	1	1	2	0	6	0	1	0	19	
Team					1		2								
Totals			18-56	6-19	11-17	18	25	43	16	53	10	22	5	7	200

FG % 1st Half:	8-23	34.8%	2nd half:	10-33	30.3%	Game:	18-56	32.1%	Deadball Rebounds:	4.1
3FG % 1st Half:	4-7	57.1%	2nd half:	2-12	16.7%	Game:	6-19	31.6%		
FT % 1st Half:	3-4	75.0%	2nd half:	8-13	61.5%	Game:	11-17	64.7%		

Officials: Ted Valentine, Lee Cassell, Glenn Tuitt
 Technical fouls: Elon-None. South Carolina-None.
 Attendance: 6754

Score by periods	1st	2nd	Total
Elon	31	34	65
South Carolina	23	30	53

Last FG - ELON 2nd-03:15, SC 2nd-07:40.
 Largest lead - ELON by 16 2nd-10:42, SC None.

Score tied - 0 times.
 Lead changed - 0 times.

GAME 5

Official Basketball Box Score -- Game Totals -- Final Statistics
Missouri State vs South Carolina
11/24/12 6:20 p.m. at Puerto Vallarta, Mexico (Con. Center)

Missouri State 67 • 2-3

##	Player	Total	3-Ptr			Rebounds			PF	TP	A	TO	Blk	Stl	Min
			FG-FGA	FG-FGA	FT-FTA	Off	Def	Total							
00	Anthony Downing	* 5-13	0-5	3-8	2	2	4	16	2	1	0	3	39		
01	Keith Pickens	* 1-6	0-1	0-6	2	6	8	4	5	1	2	0	28		
11	Marcus Marshall	* 5-10	3-7	4-4	1	1	2	17	0	1	0	2	34		
15	Drew Wilson	* 0-0	0-0	0-2	1	0	1	3	0	1	0	1	12		
42	Christian Kirk	* 7-13	0-0	2-5	4	1	5	4	16	1	2	0	32		
10	Tomie Armonka	0-1	0-0	0-0	0	1	1	1	0	0	1	1	6		
20	Gavin Thurman	0-2	0-0	0-0	0	0	0	0	0	0	2	0	10		
23	Dorrian Williams	3-9	1-4	1-3	0	1	1	2	8	3	1	0	36		
30	Nathan Scheer	1-3	0-0	0-0	1	1	2	2	2	0	0	0	18		
35	Bruce Marshall	1-2	1-1	0-0	0	2	2	2	3	0	1	0	10		
Team					1		2								
Totals			23-59	5-19	16-28	12	17	29	24	67	7	13	0	225	

FG % 1st Half:	11-25	44.0%	2nd half:	8-23	34.8%	OT:	4-11	36.4%	Game:	23-59	39.0%	Deadball Rebounds:	6
3FG % 1st Half:	2-8	25.0%	2nd half:	2-6	33.3%	OT:	1-5	20.0%	Game:	5-19	26.3%		
FT % 1st Half:	9-15	60.0%	2nd half:	7-11	63.6%	OT:	0-2	0.0%	Game:	16-28	57.1%		

South Carolina 74 • 4-1

##	Player	Total	3-Ptr			Rebounds			PF	TP	A	TO	Blk	Stl	Min
			FG-FGA	FG-FGA	FT-FTA	Off	Def	Total							
0	PAGE, LaShay	* 6-11	3-7	7-8	0	6	2	22	0	2	0	0	36		
05	SMITH, Eric	* 0-2	0-1	2-2	0	2	1	2	6	6	0	0	33		
25	KACINAS, Mindaugas	* 1-3	0-1	2-3	0	5	2	4	1	5	2	0	28		
30	JACKSON, Lakeem	* 3-3	0-0	3-5	2	2	4	9	2	3	0	0	35		
33	SLAWSON, RJ	* 4-0	0-2	0-0	0	4	4	0	0	1	0	1	15		
01	WILLIAMS, Brenton	* 1-2	0-0	3-4	0	2	2	4	5	3	2	0	13		
02	RICHARDSON, Brian	6-7	4-6	0-0	0	4	4	2	14	0	1	0	38		
24	CARRERA, Michael	5-7	1-1	5-6	1	4	5	18	1	3	1	1	21		
32	LEONARD, Damien	0-0	0-0	0-0	0	0	0	1	0	1	0	1	5		
55	PHILLIPS, Shane	0-0	0-0	0-0	0	0	0	0	0	0	0	0	1		
Team					1		1								
Totals			22-39	8-18	22-28	4	29	33	24	74	13	25	5	2	225

FG % 1st Half:	8-11	72.7%	2nd half:	11-24	45.8%	OT:	3-4	75.0%	Game:	22-39	56.4%	Deadball Rebounds:	2.1
3FG % 1st Half:	4-6	66											

GAME 7 - ST. JOHN'S 89, SOUTH CAROLINA 65 NOV. 29, 2012/CARNESECCA ARENA

QUEENS, N.Y. - South Carolina (5-2) fell to St. John's (5-2) 89-65 in the 2012 SEC/BIG EAST Challenge on Wednesday night at Carnesecca Arena. Freshman forward Michael Carrera registered his second double-double of the season with 11 points and 11 rebounds to lead the Gamecocks.

Junior guard Brenton Williams was injured in the contest. He suffered a neck injury and was taken to a local hospital for further evaluation. He did have movement of his arms and legs on the court. An update will be released when available.

Before his injury, Williams scored 10 points in the matchup. Freshman forward Mindaugas Kacinas scored nine and added six rebounds. Senior forward Lakeem Jackson also came down with six boards for the Gamecocks.

Junior guard Bruce Ellington and freshman forward Laimonas Chatkevicius both made their first appearance of the season in the contest.

St. John's had four players in double figures. Sophomore guard D'Angelo Harrison led the way with a game-high 26 points. Sophomore guards Amir Garrett and Phil Greene IV tallied 15 and 13 points, respectively. Freshman forward JaKarr Sampson registered 11. Garrett also brought down 11 rebounds to lead SJU.

South Carolina struggled from the floor in the opening half, hitting just 37.5 percent (12-32) compared to 53 percent (14-26) from the Red Storm. St. John's would make 9-of-14 from the free throw line in the opening set, while the Gamecocks had zero attempts in the half.

The teams traded possessions early and a jumper from Williams with 13:31 remaining before half saw the St. John's lead at just one at 12-11.

The Red Storm would answer with eight unanswered points through the 10:50 mark, before a jumper from Chatkevicius halted the stretch.

Two made attempts from the line by SJU freshman guard Felix Balamou put the lead at 32-17, before a 3 from junior guard Eric Smith brought Carolina with 12 at 32-20 with 2:56 on the clock.

Three made baskets from Carolina brought the contest back to 12 points at halftime, with St. John's holding a 38-26 advantage.

Carolina took its first foul shots of the game two minutes into the second half when an intentional foul was called on St. John's. Carrera hit both attempts to put the score at 45-32 SJU after early baskets from both teams.

Williams would hit back-to-back 3s just before the first media timeout of the second half to put the score at 50-40 with 16 on the clock.

The injury to Williams occurred with just over 10 minutes on the clock in the second half.

St. John's held its advantage after play resumed. The Gamecocks pulled to within 15 just after Williams' injury on two Carrera free throws, but the Red Storm pulled away to capture the win. St. John's held a 28-point upper hand, the largest of the game, with just over one minute remaining in the contest.

GAME 7

Official Basketball Box Score -- Game Totals -- Final Statistics
South Carolina vs St. John's
11/29/12 7:30 p.m. at Queens, N.Y. (Carnesecca Arena)



South Carolina 65 • 5-2

##	Player	Total		3-Ptr		Rebounds			PF	TP	A	TO	Bk	Stl	Min
		FG	FGA	FG	FGA	FT	FTA	Off							
24	CARRERA, Michael	f	3-7	0-0	5-6	6	5	11	2	11	1	2	0	0	20
30	JACKSON, Lakeem	f	3-7	0-0	0-1	4	2	6	3	6	0	3	0	0	20
33	SLAWSON, RJ	f	2-2	0-0	2-4	3	1	4	2	6	0	1	0	1	21
00	PAGE, LaShay	g	1-7	0-4	0-0	0	0	0	1	2	1	1	1	1	13
05	SMITH, Eric	g	1-7	1-4	0-0	2	2	4	4	3	2	2	0	0	24
01	WILLIAMS, Brenton	g	4-7	2-4	0-0	0	2	2	0	10	1	0	0	0	12
02	RICHARDSON, Brian	g	2-7	2-5	2-2	0	2	2	2	8	2	1	0	0	14
14	CHATKEVICIUS, L.	g	1-2	0-0	1-2	1	1	2	1	3	1	0	0	0	11
23	ELLINGTON, Bruce	g	3-10	0-4	1-2	1	0	1	1	7	0	2	0	0	29
25	KACINAS, Mindaugas	g	4-7	0-0	1-4	3	3	6	1	9	1	0	0	0	24
23	LEONARD, Damien	g	0-1	0-1	0-0	0	0	0	0	0	0	0	0	0	4
55	PHILLIPS, Shane	g	0-1	0-1	0-0	0	0	0	0	0	0	0	0	0	5
	Team					4	3	7							
	Totals		24-65	5-23	12-21	24	19	43	17	65	10	12	1	2	200

FG % 1st Half: 12-32 37.5% 2nd Half: 12-33 36.4% Game: 24-65 36.9%
3FG % 1st Half: 2-13 15.4% 2nd Half: 3-10 30.0% Game: 5-23 21.7%
FT % 1st Half: 0-0 0.0% 2nd Half: 12-21 57.1% Game: 12-21 57.1%

St. John's 89 • 5-2

##	Player	Total		3-Ptr		Rebounds			PF	TP	A	TO	Bk	Stl	Min
		FG	FGA	FG	FGA	FT	FTA	Off							
14	SAMPSON, JaKarr	f	4-6	0-0	3-4	0	2	2	3	11	0	1	2	0	25
15	POINTER, SirDominic	f	0-3	0-0	2-4	0	2	2	4	2	5	2	0	0	20
01	GREENE IV, Phil	g	5-8	2-2	1-2	0	1	1	13	4	1	1	1	0	28
11	HARRISON, D'Angelo	g	8-13	3-6	7-8	3	3	6	3	26	1	1	0	0	29
24	BALAMOU, Felix	g	3-4	0-0	2-2	0	3	3	1	8	3	1	3	2	23
02	BOURGAILL, Marco	g	2-4	2-4	0-0	1	1	0	6	0	0	0	0	0	9
04	JONES, Christian	g	0-3	0-0	0-0	0	0	0	1	0	0	0	1	1	7
12	OBEPKA, Chris	g	4-7	0-0	1-1	2	1	3	2	8	3	1	3	1	25
22	GARRETT, Amir	g	7-8	0-0	1-3	6	5	11	1	15	3	0	0	0	28
23	LIPSCOMB, David	g	0-0	0-0	0-0	0	0	0	0	0	0	0	0	0	1
30	WHITE, Jamal	g	0-2	0-2	0-0	0	0	0	0	0	0	0	0	0	2
35	NDIAYE, Khadim	g	0-0	0-0	0-0	0	1	1	1	0	0	0	0	0	2
40	SEALY, Sam	g	0-0	0-0	0-0	0	0	0	1	0	0	0	0	0	1
	Team					0	1	1							
	Totals		33-58	7-14	16-24	11	20	31	18	89	19	7	9	8	200

FG % 1st Half: 14-26 53.8% 2nd Half: 19-32 59.4% Game: 33-58 56.9%
3FG % 1st Half: 1-2 50.0% 2nd Half: 6-14 50.0% Game: 7-14 50.0%
FT % 1st Half: 9-14 64.3% 2nd Half: 7-10 70.0% Game: 16-24 66.7%

Officials: Jim Burr, Roger Ayers, Mike Roberts
Technical fouls: South Carolina-None. St. John's-None.
Attendance: 4902
SEC/BIG EAST Challenge

Score by periods	1st	2nd	Total
South Carolina	26	39	65
St. John's	38	51	89

Last FG - SC 2nd-01:32, STJ 2nd-01:25.
Largest lead - SC by 2 1st-19:23, STJ by 28 2nd-01:25.

Score tied - 1 time.
Lead changed - 5 times.

GAME 8 - CLEMSON 64, SOUTH CAROLINA 55 DEC. 2, 2012/COLONIAL LIFE ARENA

COLUMBIA, S.C. - South Carolina (5-3) fell to intrastate rival Clemson (5-2) 64-55 in non-conference action at Colonial Life Arena on Sunday afternoon. Junior guard Brenton Williams led the Gamecocks with 16 points.

Two other Gamecocks registered double figures in the contest. Junior guard Bruce Ellington scored 12 and freshman forward Mindaugas Kacinas added 10. Freshman forward Michael Carrera and senior forward Lakeem Jackson brought down six rebounds a piece. South Carolina out-rebounded Clemson 36-29 and pulled down 17 offensive rebounds.

Sophomore forward K.J. McDaniels led Clemson with 16 points and seven boards. Sophomore guard Rod Hall registered 15 and senior center Devin Booker scored 13 and tallied a game-high eight rebounds in the contest. Clemson scored 23 points off of 19 Gamecock turnovers.

While adjusting to the physical play of the game, neither team converted a basket until just before the first media timeout. Kacinas hit freshman forward Laimonas Chatkevicius under the basket for the Gamecocks' first bucket of night and Hall drained a jumper on the ensuing possession to give Clemson a 5-3 lead.

During an over four minute South Carolina scoring drought, the Tigers went on an 11-0 scoring run to pull out to a 14-3 advantage. Booker keyed the run for Clemson with back-to-back dunks.

Trailing 23-11, the widest margin of the first half, South Carolina went on a 16-5 run to close the half. Just before the break, Kacinas hit a pair of free throws and Clemson held on for the last shot of the half. Hall could not connect and the Tigers took a one-point lead into the locker room at 28-27.

After scoring the first points of the second half on baskets by Williams and Jackson, the Gamecocks took their first lead since 1-0 at 31-30. The Tigers responded with an 11-2 run to recapture the upper hand at 41-33. Kacinas halted the run with a 3.

With eight minutes to play, senior guard LaShay Page and Williams hit back-to-back 3s to cut the deficit to single digits at 49-43.

Ellington drained a jumper with 4:10 remaining to bring South Carolina to within four at 51-47, but the Gamecocks would not get any closer. Sophomore guard Damarcus Harrison immediately responded with a 3 for the Tigers and Clemson went 10-for-12 from the free throw line down the stretch to hold on for the 64-55 victory.

GAME 8

Official Basketball Box Score -- Game Totals -- Final Statistics
Clemson vs South Carolina
12/2/12 12 p.m. at Columbia, S.C. (Colonial Life Arena)

Clemson 64 • 5-2

##	Player	Total		3-Ptr		Rebounds			PF	TP	A	TO	Bk	Stl	Min
		FG	FGA	FG	FGA	FT	FTA	Off							
22	Sullivan, Bernard	f	0-1	0-0	0-0	0	0	0	3	0	2	1	1	0	20
23	McDaniels, K.J.	f	4-11	1-3	7-9	1	6	7	4	16	1	1	5	1	30
31	Booker, Devin	c	5-8	0-1	3-4	4	4	8	3	13	0	2	2	3	33
01	Sapp, T.J.	g	0-1	0-1	0-0	0	0	0	2	0	0	0	0	0	7
12	Hall, Rod	g	3-5	0-0	9-12	0	4	4	2	15	4	3	0	2	33
03	Filer, Adonis	g	0-3	0-1	7-10	1	2	3	4	7	2	3	0	1	29
20	Roper, Jordan	g	2-5	1-2	0-0	0	0	0	0	5	1	0	0	1	16
21	Harrison, Damarcus	g	3-5	1-3	1-2	0	5	5	8	0	2	0	0	0	16
3	Smith, Josh	g	0-0	0-0	1	0	1	2	0	0	0	0	0	0	15
35	Nnoko, Landry	g	0-0	0-0	0-0	0	0	0	0	0	0	0	0	0	1
	Team					0	1	1							
	Totals		17-39	3-11	27-37	7	22	29	25	64	8	13	8	10	200

FG % 1st Half: 10-22 45.5% 2nd Half: 7-17 41.2% Game: 17-39 43.6%
3FG % 1st Half: 2-6 33.3% 2nd Half: 1-5 20.0% Game: 3-11 27.3%
FT % 1st Half: 6-11 54.5% 2nd Half: 21-26 80.8% Game: 27-37 73.0%

South Carolina 55 • 3-3

##	Player	Total		3-Ptr		Rebounds			PF	TP	A	TO	Bk	Stl	Min
		FG	FGA	FG	FGA	FT	FTA	Off							
24	CARRERA, Michael	f	0-4	0-0	3-6	3	3	6	5	3	1	2	1	0	16
30	JACKSON, Lakeem	f	2-5	0-0	0-0	4	2	6	2	4	1	3	1	0	33
33	SLAWSON, RJ	f	1-2	0-0	0-1	1	2	3	4	2	1	0	1	0	13
00	PAGE, LaShay	g	1-6	1-2	0-0	2	1	3	2	3	1	1	0	0	14
05	SMITH, Eric	g	1-5	0-1	0-1	1	2	3	2	2	2	0	0	1	24
01	WILLIAMS, Brenton	g	5-11	2-7	4-4	2	1	3	2	16	0	3	0	0	33
02	RICHARDSON, Brian	g	0-3	0-1	1-2	0	0	0	0	1	0	1	0	1	4
14	CHATKEVICIUS, L.	g	1-2	0-0	0-0	1	1	2	2	0	2	0	0	0	7
23	ELLINGTON, Bruce	g	4-9	0-2	4-5	0	3	3	4	12	2	5	0	1	27
25	KACINAS, Mindaugas	g	3-5	1-2	3-3	1	2	3	5	10	1	1	1	1	29
	Team					3	2	5							
	Totals		18-52	4-15	15-22	17	19	36	28	55	10	19	4	3	200

FG % 1st Half: 9-24 37.5% 2nd Half: 9-28 32.1% Game: 18-52 34.6%
3FG % 1st Half: 1-2 50.0% 2nd Half: 3-10 30.0% Game: 4-15 26.7%
FT % 1st Half: 8-12 66.7% 2nd Half: 7-10 70.0% Game: 15-22 68.2%

Officials: Doug Shows, Pat Adams, Don Daily
Technical fouls: Clemson-None. South Carolina-None.
Attendance: 10684

Score by periods	1st	2nd	Total
Clemson	28	36	64
South Carolina	27	28	55

Last FG - CU by 2 1st-03:37, SC 2nd-00:35.
Largest lead - CU by 12 1st-06:34, SC by 3 2nd-17:14.

Score tied - 1 times.
Lead changed - 3 times.

GAME 9 - SOUTH CAROLINA 91, JACKSONVILLE 74 DEC. 7, 2012/COLONIAL LIFE ARENA

COLUMBIA, S.C. - South Carolina (6-3) defeated Jacksonville (4-6) 91-74 in non-conference action at Colonial Life Arena on Friday night. Freshman forward Michael Carrera led the Gamecocks as one of four players reaching double figures with 17 points and a game-high 9 rebounds. Junior guard Brian Richardson went 4-for-4 from behind the arc to score a season-best 16 points.

Junior guards Brenton Williams and Bruce Ellington tallied 12 a piece in the contest. Freshman forward Laimonas Chatkev

GAME 10 - SOUTH CAROLINA 74, APP. STATE 69
DEC. 19, 2012/COLONIAL LIFE ARENA

COLUMBIA, S.C. - South Carolina (7-3) defeated Appalachian State (2-8) 74-69 on Wednesday night in non-conference action at Colonial Life Arena behind a season-high 16 points from senior forward Lakeem Jackson.

Freshman forward Mindaugas Kacinas recorded his first career double-double with 12 points and a game-high 12 rebounds. Kacinas also registered a career-high 3 blocks in the contest. Junior guard Brenton Williams put 11 points on the board in the effort. Junior guard Eric Smith tallied seven assists in the first half, matching a career high, and surpassed it with two more dimes after the break. In the last 80 minutes of basketball, Smith has handed out 16 assists while recording only 3 turnovers.

Appalachian State had three players reach double figures. Junior forward Tevin Baskin, sophomore guard Mike Neal and redshirt sophomore Jay Canty all scored 16 points on the night. Canty, along with senior forward Nathan Healy, collected a game-leading eight boards.

Junior forward RJ Slawson scored five early points to give the Gamecocks a 7-2 lead out of the gate. The Mountaineers closed the game to three at the score of 11-8, but Williams hit a 3 and Slawson added his third basket of the half to double up on Appalachian State at 16-8. Another Williams 3 followed by a bucket by Kacinas gave South Carolina their largest lead of the game at 11.

Down 29-20 at the last media timeout of the half, the Mountaineers finished the first half with a flurry of action. Appalachian went 5-5 from the free throw line and scored three transition baskets during a 15-5 run. Canty's fast break basket gave the visitors their first lead of the game at 35-34 with 28 seconds remaining before the break.

Junior guard Bruce Ellington hit his first basket of the night, a 3-pointer, with seven seconds on the clock to give the upper hand back to the Gamecocks and the teams went into the locker room with a 37-35 score.

The Mountaineers scored the first five points of the second half to take a three-point lead. South Carolina responded with a 13-3 run to take a 52-45 advantage with 13:26 remaining. Ellington and Kacinas keyed the stretch with five and four points, respectively, in the stretch.

Appalachian responded with a 9-2 run to tie the game at 54 all and the teams traded baskets for a stretch. South Carolina built a nine-point margin after a Kacinas basket just after the final media timeout of the game.

Yet again, the Mountaineers finished the half with a flourish, pulling within two at 71-69 with only 19 seconds on the clock. The Gamecocks went 3-for-4 from the free throw line in the closing seconds to hold on for the 74-69 victory.

GAME 11 - SOUTH CAROLINA 63, MANHATTAN 57
DEC. 19, 2012/BARCLAYS CENTER - BROOKLYN, N.Y.

BROOKLYN, N.Y. - The South Carolina men's basketball team (8-3) earned a 63-57 victory over Manhattan (3-7) on Saturday night in the Brooklyn Hoops Holiday Invitational at the Barclays Center in Brooklyn, N.Y. Junior guard Brenton Williams led a trio of Gamecocks in double-figures with 17 points in the win.

Freshman forward Michael Carrera tallied 13 on the night and junior guard Brian Richardson added 12 from the bench for the Gamecocks. Senior forward Lakeem Jackson came down with a game-high 11 rebounds as South Carolina out-rebounded Manhattan 42-23 on the night.

Three Jaspers registered double figures in the contest. Freshman forward Shane Richards scored a game-best 18 points off the bench while sophomore guard Donovan Kates added 13 and junior forward Rhamel Brown totaled 10. Brown also led Manhattan with nine boards.

Two early 3s from Williams and a lay-up and 3 from Carrera saw the Gamecocks hold an 11-3 uphead with 16:25 on the clock in the opening half, which forced a timeout for the Jaspers. Manhattan responded out of the break, battling back with solid play underneath the basket with layups from graduate forward Roberto Colonette, senior guard Mohamed Koita and sophomore forward Emmy Andujar to near the score at 13-10 at the first media timeout of the contest.

The teams traded baskets through the midway point of the half before a 3 from Manhattan's Richards tied the contest at 16 with just over 11 minutes to go.

Richards sank another 3 with 10:18 on the clock for a 21-18 Jaspers lead, but Jackson and junior forward RJ Slawson connected on lay-ups through the seven-minute mark to give the Gamecocks a 22-21 lead.

The contest was close for the next several minutes, but consecutive 3s from Richardson with just over two minutes remaining in the half paced a 9-3 Carolina run through the last 2:37 of the half, which saw the Gamecocks take a 36-30 advantage into the locker room at the break.

Manhattan used a 6-2 run through the first four minutes of the second half to pull within two at 38-36 with 15:55 on the clock.

Slawson connected for a free throw near the 13-minute mark which began a 9-0 run for the Gamecocks, including two free throws from Williams following a called technical foul on the Manhattan bench. A three-point play from Richardson capped the run, which saw the Gamecocks hold a 48-41 advantage at the mid-point of the half.

Williams pushed the lead to 55-47 with 7:48 on the clock and added a 3 minutes later for a 58-49 Gamecocks uphead.

Brown hit two layups to follow and the score stood at 58-51 with 3:31 on the clock. Jackson gave Carolina 60 with a lay-up, but Richards sank his sixth 3 of the contest with 2:06 remaining at the opposite end to pull the Jaspers within six at 60-54.

Koita sank a 3 with just over one minute to go, pulling Manhattan within 3, but solid play through the final minutes saw the Gamecocks escape with a 63-57 victory.

GAME 12 - SOUTH CAROLINA 76, PRESBYTERIAN 60
DEC. 29, 2012/COLONIAL LIFE ARENA

COLUMBIA, S.C. - Junior guard Brian Richardson matched his season-high with 16 points to lead South Carolina to a 76-60 victory over Presbyterian on Saturday afternoon at Colonial Life Arena.

With the win, the Gamecocks improve to 9-3 on the season and extend their winning streak to a season-high four games. The Blue Hose drop to 2-11 overall.

Richardson was 5-of-8 from the floor and 3-of-5 from 3-point range as he reached double figures for the fourth consecutive game. He was one of four Gamecocks to score in double figures on the afternoon, as sophomore Damien Leonard (15), freshman Mindaugas Kacinas (13) and senior Lakeem Jackson (10) followed his lead.

Leonard also pulled down six rebounds, while guard Eric Smith dished out five assists with only one turnover. Junior forward RJ Slawson added five points, five rebounds and three blocks for Carolina.

Sophomore Jordan Downing led three Blue Hose in double figures with 19 points, while Khalid Mutakabbir (17) and Joshua Clyburn (10) also scored in double figures.

South Carolina built a 5-2 lead early after Richardson knocked down a trey from the right wing at the 17:15 mark of the first half, but the Blue Hose answered at the other end to pull to within 5-4 on a Clyburn jumper.

However, the Gamecocks pulled away to take an 18-6 lead with a 13-2 run capped by Kacinas layup with 11:11 remaining.

Presbyterian trimmed Carolina's lead to 22-14 with a jumper by Downing with 8:26 left, but that was as close as the Blue Hose would get, as the Gamecocks outscored Presbyterian 18-10 to close out the half and build a 40-24 lead heading into the locker room.

The Gamecocks scored at a 57.1 percent (16-of-28) clip in the first half, including a 5-of-8 effort from deep. Richardson led the charge with three 3-pointers on his way to 12 points for the half.

South Carolina pushed its lead to 49-29 by the 14:17 mark of the second half on a fastbreak jumper by Leonard.

Presbyterian refused to go away as it outscored the Gamecocks 25-14 during the next 10 minutes to trim Carolina's lead to 63-54 on a layup by Downing, but South Carolina buckled down and pulled away for the win by going on a 13-6 run to end the game.

The Gamecocks were without senior guard LaShay Page (academic issue) and freshman forward Michael Carrera (left hip injury) for the contest.

GAME 10



Official Basketball Box Score -- Game Totals -- Final Statistics
Appalachian State vs South Carolina
12/19/12 5 p.m. at Columbia, S.C. (Colonial Life Arena)

Appalachian State 69 • 2-8

#	Player	Total		3-Ptr		Rebounds		PF	TP	A	T	Bk	Stl	Min	
		FG	FGA	FG	FGA	FT	FTA								Off
04	OBACHA, Michael	f	1-4	0-0	0-0	2	4	6	4	2	0	2	0	0	20
11	HEALY, Nathan	f	2-6	1-2	2-2	4	4	8	4	7	2	2	0	4	33
35	CANTY, Jay	f	5-11	0-1	6-6	2	6	8	3	16	1	5	0	0	28
02	HAMILTON, Tab	g	1-8	0-5	3-4	0	0	0	2	5	0	1	0	0	31
23	NEAL, Mike	g	6-14	2-4	2-4	3	4	7	2	16	7	3	0	2	36
01	BASKIN, Tevin	g	0-17	1-1	3-3	2	2	4	5	16	1	2	4	0	26
10	BURGESS, Chris	0	0-0	0-0	0-0	0	0	0	0	0	0	0	0	0	4
13	TRICE, Jamaal	2-3	0-1	3-3	1	1	2	4	7	1	1	0	0	0	22
	Team		3	2	5										
	Totals		23-63	4-14	19-22	17	23	40	24	69	12	17	4	6	200

FG % 1st Half: 14-33 42.4% 2nd half: 9-30 30.0% Game: 23-63 36.5%
3FG % 1st Half: 0-6 0.0% 2nd half: 4-8 50.0% Game: 4-14 28.6%
FT % 1st Half: 7-7 100.0% 2nd half: 12-15 80.0% Game: 19-22 86.4%

Deadball Rebounds 21

South Carolina 74 • 7-3

#	Player	Total		3-Ptr		Rebounds		PF	TP	A	T	Bk	Stl	Min	
		FG	FGA	FG	FGA	FT	FTA								Off
25	KACINAS, Mindaugas	f	5-11	0-3	2-2	6	6	12	2	12	3	2	3	0	34
30	JACKSON, Lakeem	f	8-11	0-0	0-3	2	5	7	2	16	1	4	1	0	30
33	SLAWSON, RJ	f	3-6	1-1	2-2	2	1	3	4	9	0	2	0	1	13
00	PAGE, LaShay	g	1-9	0-3	5-5	0	2	2	1	7	0	1	0	0	23
05	SMITH, Eric	g	2-3	0-1	1-2	0	2	1	5	9	2	0	1	0	21
01	WILLIAMS, Brenton	g	3-4	2-2	3-5	0	1	2	11	4	1	1	1	0	28
02	RICHARDSON, Brian	1-4	0-3	0-0	0	2	2	2	2	0	0	2	0	11	
14	CHATKEVICIUS, L.	1-1	0-0	0-0	0	1	1	1	2	0	0	0	0	6	
23	ELLINGTON, Bruce	3-7	2-2	0-0	1	3	3	8	1	2	1	1	27		
24	CARRERA, Michael	1-5	0-0	0-0	2	1	3	3	2	1	0	1	0	7	
	Team		0	0	0	0	0	0							
	Totals		28-61	5-15	13-19	13	24	37	21	74	18	17	8	4	200

FG % 1st Half: 16-32 50.0% 2nd half: 12-29 41.4% Game: 28-61 45.9%
3FG % 1st Half: 4-9 44.4% 2nd half: 1-6 16.7% Game: 5-15 33.3%
FT % 1st Half: 1-3 33.3% 2nd half: 12-16 75.0% Game: 13-19 68.4%

Deadball Rebounds 2

Officials: Antonio Petty, Joe Cassell, Tony Henderson
Technical fouls: Appalachian State-None. South Carolina-None.
Attendance: 8118

Score by periods	1st	2nd	Total
Appalachian State	35	34	69
South Carolina	37	37	74

Last FG - APP 2nd-00:19, SC 2nd-02:33.
Largest lead - APP by 3 2nd-18:25, SC by 11 1st-06:38.

Score tied - 5 times.
Lead changed - 4 times.

GAME 11



Official Basketball Box Score -- Game Totals -- Final Statistics
Manhattan vs South Carolina
12/22/12 5:30 p.m. at Brooklyn, N.Y. (Barclays Center)

Manhattan 57 • 3-7

#	Player	Total		3-Ptr		Rebounds		PF	TP	A	T	Bk	Stl	Min	
		FG	FGA	FG	FGA	FT	FTA								Off
4-5	Brown, Rhamel	*	4-5	0-0	2-10	4	5	9	5	10	0	1	3	40	
12	Stores, RaShawn	*	0-5	0-2	0-0	0	1	4	0	3	2	0	3	22	
13	Andujar, Emmy	*	2-3	0-1	0-0	0	1	2	4	1	3	0	0	25	
23	Koita, Mohamed	*	2-4	1-2	0-0	2	1	3	0	5	0	2	0	19	
23	Kates, Donovan	*	2-8	1-5	8-10	2	1	3	1	13	1	0	0	23	
00	Richards, Shane		6-12	6-11	0-0	0	0	3	18	1	0	0	1	23	
01	Jones, CJ		0-2	0-1	2-2	0	2	2	1	2	2	0	0	12	
10	McCoy, Ryan		0-1	0-1	0-0	0	0	1	0	2	0	0	0	12	
15	Lacey, Adam		0-0	0-0	0-0	0	0	0	0	0	0	0	0	1	
22	Colonette, Roberto		2-2	0-0	1-2	0	1	1	2	5	0	1	0	12	
31	Alvarado, Michael		0-3	0-1	0-0	1	0	1	2	0	6	1	0	4	
	Team		1	1	2										
	Totals		18-45	8-24	13-24	10	13	23	21	57	16	13	4	13	200

FG % 1st Half: 10-23 43.5% 2nd half: 8-22 36.4% Game: 18-45 40.0%
3FG % 1st Half: 4-14 28.6% 2nd half: 4-10 40.0% Game: 8-24 33.3%
FT % 1st Half: 6-13 46.2% 2nd half: 7-11 63.6% Game: 13-24 54.2%

Deadball Rebounds 6

South Carolina 63 • 8-3

#	Player	Total		3-Ptr		Rebounds		PF	TP	A	T	Bk	Stl	Min	
		FG	FGA	FG	FGA	FT	FTA								Off
01	WILLIAMS, Brenton	*	5-11	3-8	4-5	0	1	2	17	2	0	1	2	35	
05	SMITH, Eric	*	1-5	0-3	1-1	0	2	2	1	3	7	0	0	28	
24	CARRERA, Michael	*	4-7	1-1	4-6	3	4	7	3	13	1	4	0	26	
25	KACINAS, Mindaugas	*	0-1	0-0	0-0	0	1	3	0	0	0	0	0	16	
30	JACKSON, Lakeem	*	4-5	0-0	1-2	3	8	11	3	9	3	3	0	34	
02	RICHARDSON, Brian		3-13	2-7	4-5	2	1	3	12	0	0	1	0	23	
14	CHATKEVICIUS, L.		1-1	0-0	0	1	0	1	0	2	0	0	0	7	
02	LEONARD, Damien		0-2	0-1	0-0	0	1	3	0	1	1	0	1	13	
33	SLAWSON, RJ		2-4	0-0	3-6	2	2	4	1	7	0	1	0	18	
	Team		8	3	11										
	Totals		20-49	6-20	17-25	19	23	42	19	63	10	19	1	6	200

FG % 1st Half: 12-27 44.4% 2nd half: 8-22 36.4% Game: 20-49 40.8%
3FG % 1st Half: 5-13 38.5% 2nd half: 1-7 14.3% Game: 6-20 30.0%
FT % 1st Half: 4-4 100.0% 2nd half: 10-16 62.5% Game: 17-25 68.0%

Deadball Rebounds 4

Officials: Jeff Smith, Steve McLunkins, Peter Johnson
Technical fouls: Manhattan-TEAM. South Carolina-None.
Attendance: 7344
BROOKLYN HOOPS Holiday Invitational Game Two
Intentional Foul on #10 MAN 2:12 1st Half

Score by periods	1st	2nd	Total
Manhattan	30	27	57
South Carolina	36	27	63

Last FG - MAN 2nd-01:21,

GAME 13 - SOUTH CAROLINA 80, SC STATE 69
JAN. 5, 2013/COLONIAL LIFE ARENA

COLUMBIA, S.C. - In their final non-conference contest of the year, South Carolina (10-3) defeated South Carolina State (4-10) 80-69 on Saturday afternoon at Colonial Life Arena. Four Gamecocks reached double figures in the effort, with senior forward Lakeem Jackson tallying 16 to lead the way.

Johnson's 16 points equaled a season-high and the forward grabbed eight boards as well. Earning his second start in a row, junior guard Brian Richardson scored 15 for his fifth straight double-digit scoring effort. Junior guard Brenton Williams recorded 14 and sophomore guard Damien Leonard added 10 points and a career-high eight rebounds in his first start of the season. Freshman forward Mindaugas Kacinas notched his third double-digit rebounding game with 10 and junior guard Eric Smith dished out seven assists.

Junior forward Matthew Hezekiah turned in game-highs of 24 points and 14 rebounds in the effort for the Bulldogs. Junior guard Adama Adams also scored in double figures, registering 12. South Carolina State did not hit a three pointer in the contest.

Hezekiah scored six of the first eight for the Bulldogs and the visitors jumped out early at 10-2 and held an advantage for more than half of the first half.

The Gamecocks finally took a lead at 21-19 with 7:20 remaining before halftime when Kacinas put back a Jackson miss. Hezekiah drained a jumper to put the Bulldogs back up 21-20, the last lead of the day for South Carolina State.

South Carolina scored eight unanswered to take control of the game. The spurt started with the first of Leonard's two 3s in the final five minutes of the half and ended with a drive to the basket by Smith. The run expanded the South Carolina advantage to seven at 28-21.

Kacinas scored on a tip in at the buzzer to send South Carolina to the locker room with a 37-29 upper hand.

Out of the gate in the second half, the Gamecocks scored on four of their first five possessions to claim a 45-33 lead, prompting the Bulldogs to take a timeout.

South Carolina stretched their lead to 13 at 50-37 just after the first media break of the half and the Bulldogs responded with an 11-4 run over the next 2:52 to cut the lead to six at 44-48.

With South Carolina State trying to rally, but getting no closer than six, the Gamecocks rattled off an 8-2 run to take a double-digit lead again. Williams scored two straight baskets, the second of which was a successful three-point play. Richardson hit his first 3 of the night on the next possession giving the Gamecocks a 12-point cushion at 67-55 with 6:41 on the clock.

On a pair of Richardson free throws, South Carolina took a 14-point lead, the largest of the game at 77-63. In the final 3:01 of the game, the Bulldogs could not get closer than nine and the Gamecocks recorded the 80-69 victory.

GAME 14 - MISS. STATE 56, SOUTH CAROLINA 54
JAN. 9, 2013/HUMPHREY COLISEUM

STARKVILLE, Miss. - South Carolina (10-4, 0-1 SEC) dropped their conference opener on the road to Mississippi State (6-7, 1-0 SEC) 56-54. Junior guard Brian Richardson netted 20 points on seven made shots and five made 3s, all career highs.

Richardson also led the Gamecocks in rebounding, coming down with a game-high eight. Junior guard Bruce Ellington also reached double figures for South Carolina, tallying 11. Junior guard Eric Smith added five assists. The Gamecocks out-rebounded the Bulldogs 38-29.

Freshman guard Craig Sword led the way for Mississippi State, scoring 18 and sophomore forward Roquez Johnson added 14 in the effort. Junior forward Colin Borchert grabbed a team-high six rebounds. The Bulldogs scored 28 points off of 24 Gamecock turnovers and out-scored South Carolina 14-2 in transition.

The Gamecocks played solid defense early in the contest with both Ellington and Smith drawing a charge underneath the basket for Bulldog turnovers.

Carolina failed to convert on its first three possessions, but connected on the next four to hold a 10-4 lead at the first media timeout. Richardson was hot early, hitting his first two attempts from beyond the arc, coupled with a floater from Smith and a jumper from Ellington for the Gamecocks advantage.

Carolina scored 12 unanswered points before Mississippi State began to exploit the mounting Gamecock turnovers through the midway point of the half. The Bulldogs tied the contest at 12 on a 3-point play from Sword at the 12-minute mark.

In the next seven minutes of play, Carolina scored just two points to trail the Bulldogs 16-14 with 7:27 remaining in the half.

The Bulldogs struggled from the floor down with the first half winding down, but were solid from the free throw line and Ellington connected on two 3s late in the half to tie the contest at 26 at the break.

Carolina committed 13 turnovers in the first half, with the Bulldogs posting 15 points off those giveaways, to go along with 12 points in the paint. Mississippi State failed to hit a 3 in the first half, but connected on 10-of-14 from the free throw line.

Ellington hit his third 3 of the contest just seconds into the second half, and senior forward Lakeem Jackson added a lay-in at the 18:50 mark, which forced a Mississippi State timeout with the Gamecocks ahead 31-26.

Borchert connected on back-to-back layups for the Bulldogs and Sword followed with a 3-point play at the 16:40 mark to put the score at 34-33 Carolina.

The teams traded baskets through the next minutes of action before a 3 from Richardson pushed the Gamecocks lead to 42-37 with 12 minutes remaining.

Richardson connected on one from the free throw line at the 10:29 mark, but MSU battled back to within one until Richardson hit his fifth 3 of the game and added a jumper with just under eight minutes to go, putting the Gamecocks lead at six.

The score stood at 50-44 Gamecocks with just over five minutes on the clock, but Borchert hit two free throws for the Bulldogs, and the home team followed with lay-ups on three consecutive possessions to take a 52-50 upperhand with just over three minutes remaining.

Mississippi State called a 30-second timeout with 1:46 to go and was called for an offensive foul on the possession out of the break. Jackson connected for a lay-up on the opposite end to tie the contest at 52 with just over one minute remaining.

Sword hit two free throws for the Bulldogs with 41.8 seconds on the clock to put MSU up two. The Gamecocks committed a turnover on the ensuing possession and Sword converted to put MSU up four at 56-52 with 20 seconds remaining.

Freshman forward Michael Carrera pulled the Gamecocks back within two on a lay-up with 17 seconds on the clock and on the other end, the Bulldogs led two points on the free throw line to set the Gamecocks up with a final possession to win. The Gamecocks were unable to mark the scoreboard and MSU earned the 56-54 victory.

GAME 15 - AUBURN 74, SOUTH CAROLINA 71
JAN. 12, 2013/COLONIAL LIFE ARENA

COLUMBIA, S.C. - Junior guard Bruce Ellington scored a season-high 18 points for South Carolina, but it wasn't enough for the Gamecocks as they fell 74-71 in a back-and-forth SEC matchup with Auburn on Saturday afternoon at Colonial Life Arena.

Ellington tied the game at 71-71 by sinking a jumper with 3:10 left in the game, but Auburn held the Gamecocks scoreless the rest of the way and made 3-of-4 free throws down the stretch to secure the win in a contest that saw 27 lead changes and 13 ties.

With the loss, South Carolina falls to 10-5 overall and 0-2 in SEC play. The Tigers improve to 8-7 on the season and 2-0 in the conference.

The Gamecocks had four players reach double figures led by Ellington, who also dished out five assists and recorded two steals. Sophomore Damien Leonard tossed in 17 points, including tying a career high with five 3-pointers. He also pulled down a career-high nine rebounds. Senior Lakeem Jackson and junior Eric Smith chipped in 10 points apiece for South Carolina. Freshman Michael Carrera filled the stat sheet with six points, seven rebounds, five assists and two blocks.

As a team, the Gamecocks scored at a 45.6 percent clip (26-of-57) and made 8-of-20 attempts from 3-point range. Carolina also won the battle of the boards with a 31-24 advantage, including 17 offensive rebounds that led to 20 second-chance points.

Senior guard Frankie Sullivan paced Auburn with 17 points. Senior Rob Chubb recorded a double-double with 16 points and 10 rebounds, and freshman Brian Greene added 14 points for the Tigers, who shot 58.5 percent (24-of-41) from the floor and 44.4 percent (8-of-18) from deep.

The teams traded baskets for most of the first half. South Carolina used a 7-1 run midway through the half to build the biggest lead of the half at 20-14 on a fastbreak layup by Ellington with 11:32 on the clock.

However, the Tigers scrapped back to take a 21-20 lead on a 3-pointer by Noel Johnson with 9:45 left in the half. The lead then changed hands five times before the Gamecocks took a 39-37 lead on a jumper by Ellington with seven seconds remaining. Sullivan knocked down one of two free throws at the other end, as South Carolina took a 39-38 lead into the locker room.

Auburn jumped out to a lead early in the second half, as Sullivan drained back-to-back 3-pointers to give the Tigers a 46-42 advantage with 16:03 left in the contest. South Carolina came back to take a 49-48 lead on a Jackson jumper at the 12:48 mark. The teams then went back and forth for the next four minutes before the Gamecocks built their biggest lead of the half at 61-57 with a 3-pointer by Leonard.

But once again the Tigers came back, and Greene knocked down a trey to give his team a 62-61 lead with 6:47 left in the game. The game then saw six more lead changes and three ties before Auburn took the lead for good on a pair of made free throws by Sullivan with 2:41 on the clock.

With seven seconds left in the contest, Ellington missed a 3-point attempt from the corner, as the Tigers held on for the 74-71 victory.

GAME 13



Official Basketball Box Score - Game Totals - Final Statistics
South Carolina State vs South Carolina
 1/5/13 1:30 p.m. at Columbia, S.C. (Colonial Life Arena)

South Carolina State 69 • 4-10

#	Player	Total	3-Ptr			Rebounds			PF	TP	A	TO	Bk	Stl	Min
			FG-FGA	FG-FGA	FT-FTA	Off	Def	Tot							
22	HEZEKIAH, Matthew	f 12-18	0-0	0-1	7	7	14	3	24	0	3	0	1	36	
30	PALMER, Darryl	f 3-8	0-0	2-2	0	6	6	2	8	2	1	2	1	32	
01	TOOMBS, Khalif	g 3-10	0-2	0-0	0	2	2	4	6	1	0	0	0	32	
05	ADAMS, Adama	g 2-6	0-2	8-8	0	2	2	4	12	2	6	2	0	32	
10	MYERS, Patrick	g 3-9	0-2	3-5	4	3	7	4	9	2	3	0	0	32	
11	MITCHELL, Shaquille	g 0-2	0-0	3-4	1	2	3	3	3	1	1	0	0	18	
13	HENRY, Phillip	g 0-0	0-0	0-0	0	1	1	0	0	0	0	0	0	5	
24	LINTON, Terrence	g 0-1	0-1	0-0	0	0	0	0	0	0	0	0	0	1	
33	RADOVIC, Luka	g 3-7	0-0	1-2	2	2	4	1	7	0	0	0	0	12	
Team					1	1	2								
Totals		26-61	0-7	17-22	15	26	41	21	69	13	15	4	3	200	

FG % 1st Half: 11-24 45.8% 2nd half: 15-37 40.5% Game: 26-61 42.6% Deadball Rebounds 0.1
 3FG % 1st Half: 0-4 0.0% 2nd half: 0-3 0.0% Game: 0-7 0.0%
 FT % 1st Half: 7-9 77.8% 2nd half: 10-13 76.9% Game: 17-22 77.3%

South Carolina 80 • 10-3

#	Player	Total	3-Ptr			Rebounds			PF	TP	A	TO	Bk	Stl	Min
			FG-FGA	FG-FGA	FT-FTA	Off	Def	Tot							
25	KACINAS, Mindaugas	f 4-7	0-1	1-2	5	5	10	4	9	2	1	1	0	35	
30	JACKSON, Lakeem	f 8-15	0-0	0-3	4	4	8	3	16	2	2	1	0	32	
02	RICHARDSON, Brian	g 6-14	1-5	2-4	1	3	4	3	15	3	1	1	1	27	
05	SMITH, Eric	g 2-6	0-1	1-2	2	2	4	0	5	7	3	0	0	35	
32	LEONARD, Damien	g 3-14	2-6	2-2	2	6	8	2	10	1	2	0	1	29	
01	WILLIAMS, Brenton	g 4-8	1-3	5-7	0	1	1	14	1	0	0	2	25		
12	CHATKEVICIUS, L.	g 1-2	0-0	0-0	1	1	1	2	0	0	0	0	4		
33	SLAWSON, RJ	g 4-5	0-0	1-1	0	1	1	4	9	0	0	0	0	13	
Team					2	3	5								
Totals		32-71	4-16	12-21	17	25	42	18	80	16	9	3	4	200	

FG % 1st Half: 15-36 41.7% 2nd half: 17-35 48.6% Game: 32-71 45.1% Deadball Rebounds 4
 3FG % 1st Half: 3-10 30.0% 2nd half: 1-6 16.7% Game: 4-16 25.0%
 FT % 1st Half: 4-10 40.0% 2nd half: 8-11 72.7% Game: 12-21 57.1%

Officials: Tony Greene, Mike Thibodeaux, Dedicr Taylor
 Technical fouls: South Carolina State-TEAM. South Carolina-None.
 Attendance: 7394

Score by periods	1st	2nd	Total
South Carolina State	29	40	69
South Carolina	37	43	80

	In	Off	2nd	Fast
Points	Paint	T/O	Chance	Bench
South Carolina	38	8	17	10
SCSUM	38	8	17	10
SC	48	20	19	5

Last FG - SCSUM 2nd-01:13, SC 2nd-00:30.
 Largest lead - SCSUM by 8 1st-15:48, SC by 14 2nd-03:01.

Score tied - 1 time.
 Lead changed - 3 times.

GAME 14



Official Basketball Box Score - Game Totals - Final Statistics
South Carolina State vs Mississippi State
 01-09-13 7 p.m. at Starkville, Miss. (Humphrey Coliseum)

South Carolina 54 • 10-4 (0-1)

#	Player	Total	3-Ptr			Rebounds			PF	TP	A	TO	Bk	Stl	Min
			FG-FGA	FG-FGA	FT-FTA	Off	Def	Tot							
25	KACINAS, Mindaugas	f 2-3	0-0	0-0	1	2	3	2	0	1	2	0	0	30	
20	JACKSON, Lakeem	f 2-2	0-0	0-2	1	3	4	4	1	4	4	2	2	26	
02	RICHARDSON, Brian	g 7-19	5-11	1-2	4	4	8	2	20	1	1	2	35		
05	SMITH, Eric	g 4-7	0-1	0-1	1	2	3	1	8	5	2	0	0	35	
23	ELLINGTON, Bruce	g 4-7	3-6	0-0	0	0	0	4	11	2	9	0	2	23	
01	WILLIAMS, Brenton	g 1-4	0-1	0-0	0	1	1	0	2	0	1	0	1	6	
14	CHATKEVICIUS, L.	g 1-4	0-1	2-2	3	3	6	2	4	0	3	0	0	18	
04	CARRERA, Michael	g 1-3	0-0	0-0	1	2	3	2	0	0	0	0	0	7	
32	LEONARD, Damien	g 0-2	0-1	0-0	0	2	2	0	0	0	1	0	0	12	
33	SLAWSON, RJ	g 0-0	0-0	3-4	1	3	4	2	3	0	1	0	0	8	
Team					1	3	4								
Totals		20-51	8-21	6-11	13	25	38	20	54	10	24	5	7	200	

FG % 1st Half: 9-21 42.9% 2nd half: 11-30 36.7% Game: 20-51 39.2% Deadball Rebounds 3
 3FG % 1st Half: 4-10 40.0% 2nd half: 4-11 36.4% Game: 8-21 38.1%
 FT % 1st Half: 4-7 57.1% 2nd half: 2-4 50.0% Game: 6-11 54.5%

Mississippi State 56 • 6-7 (1-0)

#	Player	Total	3-Ptr			Rebounds			PF	TP	A	TO	Bk	Stl	Min
			FG-FGA	FG-FGA	FT-FTA	Off	Def	Tot							
03	Colin Borchert	f 3-8	0-1	2-2	2	4	6	2	8	1	3	4	0	31	
20	Galvin Ware	f 1-3	0-0	0-1	2	2	4	1	2	0	1	0	0	21	
00	Jalen Stee	g 2-8	0-3	0-0	0	3	3	1	4	1	1	0	2	20	
02	Trivante Bloodman	g 0-4	0-1	2-2	2	0	2	4	2	2	3	0	1	22	
32	Craig Sword	g 6-11	0-1	6-8	1	2	3	18	2	7	1	2	28		
02	Fred Thomas	g 4-11	0-4	0-2	0	2	2	0	8	1	1	0	5	39	
24	Tyson Cunningham	g 0-1	0-0	0-0	1	2	3	1	0	1	0	1	3	19	
25	Roquez Johnson	g 3-3	0-0	8-10	1	2	3	3	14	0	2	1	1	26	
Team					0	3	3								
Totals		19-49	0-10	18-25	9	20	29	15	56	8	17	8	14	200	

FG % 1st Half: 8-26 30.8% 2nd half: 11-23 47.8% Game: 19-49 38.8% Deadball Rebounds 3
 3FG % 1st Half: 0-7 0.0% 2nd half: 0-3 0.0% Game: 0-10 0.0%
 FT % 1st Half: 10-14 71.4% 2nd half: 8-11 72.7% Game: 18-25 72.0%

GAME 16 - SOUTH CAROLINA 82, LSU 73 (OT) JAN. 16, 2012/PETE MARAVICH CENTER

BATON ROUGE, La. - Behind double-doubles from freshman forward Michael Carrera and senior forward Lakeem Jackson, South Carolina (11-5, 1-2 SEC) defeated LSU (9-5, 0-3 SEC) 82-73 in conference play on Wednesday night. The win was the first SEC win of the Frank Martin era and is the first road win in league play since a 64-56 victory at LSU on Feb. 2, 2011.

Carrera scored 21 of his career-high 23 points in the second half and overtime. The freshman also notched 10 rebounds. Jackson added 11 points and 11 rebounds in the winning effort for his third double-double of the season. The duo's stat lines mark the first time two Gamecocks registered double-doubles in the same game since Dominique Archie and Mike Holmes did so against Winthrop on Nov. 16, 2008.

Junior guard Brenton Williams tallied 16 points and junior forward RJA Swanson scored 11. As a team, the Gamecocks went 28-of-37 from the free throw line, with Carrera and Williams hitting 9-of-10. South Carolina had 53 points off of the bench to the Tigers' 17.

Sophomore guard Anthony Hickey scored 18 points and registered seven rebounds, both team highs. Senior guard Charles Carmouche added 13 points on the night. Junior forward Shavon Coleman also brought down seven boards in the contest. The Tigers recorded 22 turnovers to the Gamecocks' 15. South Carolina turned LSU's 22 turnovers into 27 points.

LSU jumped out to an early 9-4 lead, sparked by a 5-of-6 effort from the free throw line, which forced a quick timeout for the Gamecocks with 16:14 on the clock in the opening half. Carolina responded out of the break with a 7-2 run of its own, fueled by back-to-back layups from Jackson to tie the score at 11 with just under 14 minutes to play.

The teams traded buckets near the 12-minute mark, before the Gamecocks capitalized on 3s from Williams and Swanson, and solid free throw shooting from the duo to hold a 34-22 advantage with just under five minutes to play in the half.

The Tigers responded however, ending the half on an 11-1 run, including a 3 from Hickey and a 4-of-4 effort from the line from Carmouche and junior guard Andre Stringer. The Gamecocks missed their last seven shots attempts over the last four minutes of the half and held just a two-point lead at the break, 35-33.

Williams paced Carolina in the opening half with 12 points, while Jackson pulled down a team high seven rebounds. The Gamecocks also forced 13 LSU turnovers, three shy of the Tigers' average per game, scoring 14 points off the takeaways.

Both teams came out firing in the second half, with freshman forward Laimonas Chatkevicius and Jackson hitting two lay-ups each for Carolina, but the Tigers were flawless from 3-point range, hitting all four of their early attempts, including three from Hickey, to hold a 47-44 upperhand at the first media timeout of the half.

Stawson connected for back-to-back layups, making the second a 3-point play after a Tiger foul near the 14-minute mark to tie the score at 49. The teams traded baskets through the next several minutes, as Carmouche hit the fifth 3 of the half for the Tigers and Carrera provided two layups for the Gamecocks.

The score stood tied at 56 with 8:51 on the clock before Jackson and Carrera connected for layups to give Carolina a four-point lead with 7:46 to play.

Another 3 from Carmouche with 4:51 remaining saw the Tigers regain the lead at 65-64. Jackson converted the second half of a two-free throw opportunities shortly after to match the Tigers' 65, but Hickey connected on an acrobatic lay-up at the opposite end to see LSU hold a 67-65 upperhand at the final media timeout of the half.

The Tigers extended their lead to 69-66, which forced a Gamecock timeout with 2:36 to play. Carrera hit a lay-up out of the timeout for a two-point LSU advantage, and the Tigers failed to convert on the ensuing possession.

Williams was at the line for two attempts with 1:16 to play, hitting both to knot the score at 69. After a Gamecock timeout and possession with 43.3 seconds remaining, LSU earned a steal, but missed a 3-point attempt at the buzzer to send the contest to overtime.

The Gamecocks held a four-point advantage at 73-69 with 3:50 on the clock in the extra session after two free throws from Smith and a jumper from Carrera.

LSU's Hickey posted a lay-up after a steal to pull the Tigers within two with 3:11 to play. The teams traded missed attempts through the middle part of OT before Carrera extended the Gamecocks lead to four with just under a minute to play.

LSU missed a 3-point attempt at the opposite end and Carrera connected on two free throws with 39.1 seconds remaining to push the Carolina lead to 76-71.

The Tigers missed another attempt from beyond the arc late in OT and clutch free throw shooting from Carrera down the stretch saw the Gamecocks close the first SEC win for head coach Frank Martin, 82-73.

GAME 17 - VANDERBILT 58, SOUTH CAROLINA 51 JAN. 19, 2013/COLONIAL LIFE ARENA

COLUMBIA, S.C. - After cutting a 10-point deficit to two, South Carolina's (11-6, 1-3 SEC) comeback fell short as Vanderbilt (7-9, 1-3 SEC) defeated the Gamecocks 58-51 in conference action at Colonial Life Arena. Senior Lakeem Jackson recorded his 500th career rebound in a Gamecock uniform. Jackson entered the day needing one board to hit the milestone and pulled down a game-high 10.

Junior guard Brenton Williams scored a game-high 16 points in the contest to lead the way for South Carolina. He was the only Gamecock to score double figures. Freshman forward Michael Carrera tallied eight points and nine rebounds in the effort. The Gamecocks were 14-of-59 from the floor, but got 19 points from free throws, hitting 19-of-25.

South Carolina recorded just seven turnovers while registering nine steals. Vanderbilt recorded 18 turnovers on the day. The Commodores out-rebounded the Gamecocks 41-33.

Junior guard Kyle Fuller scored 12 to lead the Commodores on offense. Sophomore guard Dai-Jon Parker added 11 points and five rebounds. Kedren Johnson, a sophomore scorer, was pulled to three points, all from the free throw line.

South Carolina took an early 8-5 lead when junior guard Bruce Ellington drove to the basket and kicked the ball out to Williams for a 3. The Gamecocks would not score for nearly 10 minutes after the shot, starting the contest on 2-of-16 shooting. Free throws from Williams and junior guard Eric Smith were the only Gamecock points during the stretch.

With Vanderbilt holding an 18-12 advantage, Ellington ended the drought with an acrobatic reverse layup to make the score 18-14.

Williams found the net with a 3-pointer with 4:15 remaining before the break to pull the Gamecocks to within one at 18-17. Vanderbilt responded with a pair of Parker free throws which Carrera answered with a jumper to once again pull the Gamecocks within one. Vanderbilt scored the last four points of the half on layups by Fuller and freshman forward Sheldon Jeter to take a 24-19 lead into the break.

The Gamecocks ended the first half shooting 5-of-29 (17.2%) from the floor and were out-rebounded by the Commodores 21-15. South Carolina kept the game within reach with a 9-of-10 performance at the free throw line.

During halftime festivities, the South Carolina football team was recognized for their second-straight 11-win season and their victory in the Outback Bowl over Michigan in Tampa, Fla. on Jan. 1, 2013.

Out of the break, Jackson scored the first points of the half on a turnaround jumper in the lane to pull the Gamecocks to within three at 24-21. South Carolina struggled from the floor again, starting the half 2-of-9.

South Carolina's shooting woes allowed Vanderbilt to grow their lead to nine as the Commodores went on an 8-2 run to make the score 32-23 with 15:55 to go.

Williams hit a 3 to cut into the Vanderbilt lead at 38-32. The Commodores responded by scoring four straight points to push the lead to 10.

Trailing by 10 at 45-35 with 8:35 to go, Carrera hit two shots, cutting the lead to six. With 5:48 remaining, Jackson knocked down a pair of free throws to get within six at 48-42. On the next possession, Ellington stole the ball and hit Jackson in transition for the dunk.

Ellington picked up his second steal in a row on the next Vanderbilt possession. This time the two-sport athlete elected to take it himself. Ellington missed the shot, but was fouled. He knocked down both free throws to pull the Gamecocks within two at 48-46 with 1:01 remaining.

Vanderbilt hit 7-of-12 free throws down the stretch to hang on for the 58-51 win.

GAME 18 - NO. 22 MISSOURI 71, S. CAROLINA 65 JAN. 22, 2013/MIZZOU ARENA

COLUMBIA, Mo. - South Carolina (11-7, 1-4 SEC) held a 13-point lead early in the second half, but they could not hold off No. 22 Missouri (14-4, 3-2 SEC) as the Tigers defeated the Gamecocks 71-65 in conference action on Tuesday evening. Junior guard Brenton Williams scored 16 points on four 3-pointers to lead the offensive effort for South Carolina.

Junior guard Bruce Ellington scored seven points and brought down a team-high nine rebounds. Junior forward RJA Swanson scored 12 points and notched six boards. Freshman Laimonas Chatkevicius and senior Lakeem Jackson, both forwards, added nine and eight points, respectively.

For the Tigers, redshirt junior guard Earnest Ross scored a game-high 21 points and had 10 rebounds while senior forward Alex Oriakhi scored 18 and registered a game-high 11 rebounds. Redshirt sophomore guard Jabari Brown also reached double figures, tallying 17. Junior guard Phil Pressey dish out seven assists and scored six points in the matchup.

Jackson was active early with a 3 and free throw, which saw the Gamecocks hold an 11-6 lead with 14:51 remaining in the opening half. A layup and two made free throws from Oriakhi saw Missouri pull within one at 11-10, before Williams would hit back-to-back 3s just before the under 12-minute media timeout to see Carolina hold a 17-11 upperhand with 11:09 on the clock.

Free throws would be the story of the first half for the Tigers, as Missouri hit just two field goals the final 14:08 before the break.

The contest stood tied at 17 after a layup from Missouri's Brown with 8:26 to play in the half, before made baskets from sophomore guard Damien Leonard and Ellington, and free throws from the Tigers saw the contest tied at 22 with 4:35 to go.

Carolina would end the half on a 13-1 run, sparked from another 3 from Williams, a layup from Slawson just before the shot clock buzzer and a tip-in from Chatkevicius just before the halftime break. Missouri scored their only basket the final 8:28 of the half, a 3 from Ross, and the Gamecocks held a 35-27 upperhand at half.

After hitting just 14 total shots vs. Vanderbilt, the Gamecocks hit 13-of-32 (40.6%) in the first half, compared to just 6-of-30 (20.0%) made baskets for Missouri in the half. The Tigers kept the contest within reach with a 14-of-17 (82.4%) effort from the free throw line.

The Gamecocks extended their lead to as many as 13 at 41-28, before consecutive made baskets from Oriakhi and Ross saw the score at 41-33 with 16:01 on the clock, which forced a Gamecock timeout.

Freshman forward Michael Carrera connected for a layup out of the break on an assist from Chatkevicius, but the Tigers answered with fast break layups from Oriakhi and Ross to put the score at 43-37 Carolina with 15:15 to play.

Missouri called the lead at 44-43 after a made free throw from Brown with 12:25 to play to cap an 11-0 run for the Tigers.

A layup from Slawson halted the Missouri run and the score stood at 48-45 at the under 12-minute media timeout.

The Tigers extended their lead but a steal and layup from Williams at the 8:38 mark tied the contest at 49.

The teams traded made baskets with the Gamecocks holding a 54-53 upperhand after a 3 from Williams and near six minutes to play.

Carolina held a 56-55 upperhand with five minutes to play, but Pressey hit a 3 and then converted an assist with Ross to give the Tigers a 60-56 advantage near the four-minute mark.

On the other end of the clock, Jackson got a reverse lay in to go down and drew Oriakhi's fourth foul. Jackson completed the three-point play to draw the Gamecocks to within one at 60-59.

After Brown split a pair of shots from the line to give Missouri the two-point lead, Jackson responded with another bucket and foul. This time he did not convert the free throw, leaving the game tied at 61.

Ellington was on the receiving end of a quick outlet pass and went full speed ahead to take the lead at 63-61. Ross hit two free throws for the Tigers on the next possession to pull even at 63 with two minutes remaining.

After a South Carolina missed shot, Missouri called timeout with 1:27 on the clock. Out of the break, Ross hit a 3 at the top of the key to break the tie, putting the Tigers up 66-63.

Williams drew Oriakhi's fifth foul on a drive to the basket with 46.8 to go and drained both shots from the line to pull within one.

Missouri called their final timeout with nine seconds on the shot clock and 20.4 in the game. Brown nailed a three from the corner on an assist from Ross to put the Tigers up by four at 69-65. Ellington missed a layup on the other end and junior forward Tony Criswell sank two more free throws to make the final score 71-65.

GAME 16



Official Basketball Box Score -- Game Totals -- Final Statistics South Carolina vs LSU 01/16/13 7:00 pm at Maravich Center (Baton Rouge, LA)

South Carolina 82 • 11-5 (1-2)

#	Player	Total		3-Ptr		Rebounds		PF	TP	A	TO	Bk	Stl	Min
		FG	FGA	FG	FGA	FT	FTA							
14	CHATKEVICIUS, L.	f	3-4	0-0	0-0	0	2	2	6	1	1	1	0	12
02	RICHARDSON, Brian	g	0-0	0-0	0-0	0	0	0	0	0	0	0	0	2
05	SMITH, Eric	g	1-5	0-1	3-4	0	0	0	5	1	2	0	1	36
23	ELLINGTON, Bruce	g	3-12	0-2	1-4	0	2	2	7	1	3	1	3	38
30	JACKSON, Lakeem	g	5-6	0-0	1-2	4	7	11	0	11	4	1	0	38
01	WILLIAMS, Brenton	g	3-13	1-7	9-10	0	1	1	3	16	2	4	0	36
24	CARRERA, Michael	g	7-10	0-1	9-10	3	7	10	4	23	0	1	0	24
25	KACINAS, Mindaugas	g	1-3	0-2	1-2	1	1	2	3	0	1	0	0	16
32	LEONARD, Damien	g	0-1	0-0	0-0	0	0	0	0	0	0	0	0	2
33	SLAWSON, RJ	g	3-4	1-1	4-5	3	2	5	4	11	0	1	0	21
	Team					0	3	3						
	Totals		26-58	2-14	28-37	11	25	36	16	82	9	15	2	6

FG % 1st Half: 12-28 42.9% 2nd half: 12-26 46.2% OT: 2-4 50.0% Game: 26-58 44.8%
3FG % 1st Half: 2-9 22.2% 2nd half: 0-4 0.0% OT: 0-1 0.0% Game: 2-14 14.3%
FT % 1st Half: 9-18 50.0% 2nd half: 10-15 66.7% OT: 9-10 90.0% Game: 28-37 75.7%

LSU 73 • 9-5 (0-3)

#	Player	Total		3-Ptr		Rebounds		PF	TP	A	TO	Bk	Stl	Min
		FG	FGA	FG	FGA	FT	FTA							
02	O'BRYAN, III, Johnny	f	4-9	0-1	1-2	3	3	6	5	9	0	4	1	23
55	DEL PIERO, Andrew	c	1-3	0-0	5-7	3	2	5	1	7	1	1	0	29
00	CARMOUCHE, Charles	g	3-6	3-5	4-4	1	0	1	4	13	5	2	0	37
01	HICKEY, Anthony	g	7-17	4-11	0	7	4	18	4	5	0	2	3	35
10	STRINGER, Andre	g	4-13	0-5	1-1	1	1	2	4	9	1	1	0	29
03	COURTNEY, Jalen	g	1-2	0-0	0	2	2	2	2	0	3	0	0	17
04	COLLINS, Corban	g	1-2	0-0	0-0	0	0	0	2	4	0	0	0	7
05	COLEMAN, Shavon	g	2-5	0-0	2-2	5	2	7	4	6	0	1	0	21
24	MORGAN, Malik	g	3-7	1-5	0	0	5	2	7	4	1	0	1	27
	Team					0	3	3						
	Totals		26-64	8-27	13-16	15	25	40	26	73	15	3	9	225

FG % 1st Half: 11-25 44.0% 2nd half: 13-30 43.3% OT: 2-9 22.2% Game: 26-64 40.6%
3FG % 1st Half: 2-7 28.6% 2nd half: 6-14 42.9% OT: 0-6 0.0% Game: 8-27 29.6%
FT % 1st Half: 9-12 75.0% 2nd half: 4-4 100.0% OT: 0-0 0.0% Game: 13-16 81.3%

Officials: Anthony Jordan, Pat Adams, Patrick Evans
Technical fouls: South Carolina-None. LSU-None.
Attendance: 6654

Score by periods	1st	2nd	OT	Total	In	Off	2nd	Fast	Bench	
South Carolina	35	34	13	82	Points	Paint	T/O	Chance	Break	Bench
LSU	33	36	4	73	SC	36	17	7	12	8
					LS	30	17	7	4	17

Last FG - SC OT:00:56, LS OT:00:08.
Largest lead - SC by 12 1st:04:46, LS by 1 1st:16:14.

Score tied - 11 times.
Lead changed - 10 times.

GAME 17



Official Basketball Box Score -- Game Totals -- Final Statistics Vanderbilt vs South Carolina 1/19/13 1:47 pm at Columbia, S.C. (Colonial Life Arena)

Vanderbilt 58 • 7-9 (1-3 SEC)

#	Player	Total		3-Ptr		Rebounds		PF	TP	A	TO	Bk	Stl	Min
		FG	FGA	FG	FGA	FT	FTA							
02	ODOM, Rod	f	2-3	1-2	3-4	1	3	4	3	8	1	1	0	30
21	JETER, Sheldon	f	3-4	0-1	2-5	2	4	6	3	8	1	1	0	23
34	MOATS, Shelby	c	1-2	0-0	1-2	0	0	0	4	3	1	2	0	14
02	JOHNSON, Kedren	g	0-6	0-3	3-4	1	7	8	4	3	4	1	0	23
24	PARKER, Dai-Jon	g	2-7	1-2	6-7	0	5	3	11	3	5	0	0	31
11	FULLER, Kyle	g	3-5	2-2	4-8	0	5	5	0	12	2	2	0	28
25	BRIGHT, Kevin	g	3-4	2-3	0-1	1	6	7	2	8	3	1	0	30
40	HENDERSON, Josh	g	2-6	0-0	1-2	1	2	3	2	5	0	2	1	21
	Team					0	2	2						
	Totals		16-37	6-13	20-33	6	34	40	21	58	15	18	2	1,200

FG % 1st Half: 9-19 47.4% 2nd half: 7-18 38.9% Game: 16-37 43.2%
3FG % 1st Half: 3-7 42.9% 2nd half: 3-6 50.0% Game: 6-13 46.2%
FT % 1st Half: 3-6 50.0% 2nd half: 17-27 63.0% Game: 20-33 60.6%

South Carolina 51 • 11-6, 1-3 SEC

#	Player	Total		3-Ptr		Rebounds		PF	TP	A	TO	Bk	Stl	Min
		FG	FGA	FG	FGA	FT	FTA							

GAME 19 - SOUTH CAROLINA 75, ARKANSAS 54
JAN. 26, 2013/COLONIAL LIFE ARENA

COLUMBIA, S.C. - Behind 20 points and six rebounds off the bench from junior guard Brian Richardson, South Carolina (12-7, 12-5 SEC) defeated Arkansas (12-7, 3-3 SEC) 75-54 at Colonial Life Arena for its first home conference win of the season. The 21-point margin of victory is the largest in conference play since an 18-point win over Kentucky on Feb. 25, 2009. It is the first margin of at least 20 points in SEC play since an 83-61 win over Mississippi State on Feb. 11, 2006. Both of the wins occurred at Colonial Life Arena.

Richardson's 20 points matched a career high he set against Mississippi State earlier this year. Junior guard Bruce Ellington scored 14 and senior forward Lakeem Jackson added 11 points in the victory. Freshmen forwards Laimonas Chatkevicius and Michael Carrerascored eight points each with Chatkevicius grabbing a team-high seven rebounds.

Junior forward Marshawn Powell recorded 22 points at 13 rebounds for Arkansas. Both totals were game highs. He was the only Razorback to reach double figures. Junior guard Rickey Scott scored nine points with sophomore guard BJ Young and junior forward Coty Clarke adding seven apiece.

South Carolina outrebounded Arkansas 42-26, the largest margin in SEC play this season. All but two Gamecocks that entered the game recorded at least three boards in the contest. After only recording six turnovers in the first half, South Carolina ended the game with 18 that led to 28 points for Arkansas.

Arkansas scored their first five points of the game before Carrera put the Gamecocks on the board with a free throw. Arkansas opened up a 15-3 lead 4:21 into the game, prompting a South Carolina timeout.

After the timeout, the shots began to fall for the Gamecocks as they scored 13 unanswered points. Richardson scored on consecutive possessions with a jumper and a 3-pointer. Swanson scored just before the second media timeout to pull the South Carolina within one at 14-15.

The Gamecocks took their first lead of the game at 16-15 on a Carrera basket with 10:06 on the clock.

Young scored in transition for the Razorbacks to briefly reclaim the upperhand, but Swanson split a pair of shots from the free throw line to tie the game. Jackson hit just the fifth 3 of his career to break the tie and Richardson drained one on the next possession to give South Carolina a six-point cushion.

Ellington and Richardson scored the next 10 points for the Gamecocks, each with a two-point bucket and a 3 to stretch the lead to 14 at 33-19.

Ellington added another 3-pointer and Smith hit 3 as the shot clock was expiring to give the Gamecocks their largest lead of the half at 19.

Both of the teams scored in the final six seconds of the half. Ellington with a layup for the Gamecocks and Powell dunked the ball as the buzzer went off to end the period.

In the final 15:39 of the first half, the Gamecocks outscored the Razorbacks 40-11 for a 43-26 lead. South Carolina was bolstered by 7-of-10 three point shooting. The Gamecocks were 17-of-29 (58.6%) from the field for the half. Richardson scored 13 first-half points, including three shots from behind the arc.

Out of the break, South Carolina stretched their 15-cyle lead to 19 just 2:41 into the second half. Richardson hit Carrera on a break for a thunderous dunk to give the Gamecocks their first 20-point advantage at 52-32 with 14:19 to go in the game.

Arkansas tried to crawl back into the game, getting as close as 12 on a Powell dunk with 10:37 on the clock, but they would get no closer as the Gamecocks scored the next nine points.

With 5:07 to go, Chatkevicius added a basket to give the Gamecocks their largest lead of the game at 71-46. At the final media timeout of the game, the Gamecocks led 71-50 and the home team cruised to the 75-54 win.

GAME 20 - NO. 4 FLORIDA 75, SOUTH CAROLINA 36
JAN. 30, 2013/STEPHEN C. O'CONNELL CENTER

GAINESVILLE, Fla. - South Carolina (12-8, 2-5 SEC) fell to No. 4 Florida (17-2, 7-0 SEC) 75-36 in conference play on Wednesday night. Freshman forward Michael Carrera scored 13 and tallied a game-high nine rebounds to pace the Gamecocks.

Junior guard Bruce Ellington added seven points and three assists. On the night, the Gamecocks were 14-of-45 (31.1%) from the floor for the game. South Carolina turned the ball over 17 times, leading to 22 Florida points. The Gamecocks recorded seven steals, but were only able to manufacture two points from 12 Gator turnovers.

Senior guards Mike Rosario and Kenny Boynton led the Gators netting 15 points apiece. Boynton dished out seven assists for the Gators. Freshman guard Michael Frazier added 12 points and seven rebounds. Junior center Patric Young recorded a team-high eight boards. Florida was 12-of-21 (57.1%) from behind the arc on the night and hit 23-of-54 (52.8%) field goal attempts.

The Gamecocks had nine turnovers on their first 15 possessions of the game and Florida held a 21-4 lead after a 4-point play from Rosario with 10:12 remaining in the first half.

Sophomore guard Damien Leonard hit a jumper with just under 10 minutes remaining in the half on an assist from junior guard Brenton Williams to put the score at 21-6, but South Carolina continued to be plagued by fouls and turnovers the remainder of the half with two free throws from Leonard giving the Gamecocks 10 points at the break to trail the Gators 33-10.

South Carolina hit just three field goals in the opening half on 21 attempts, missing all seven shots from 3-point range. Florida was 11-of-23 from the field, including four made 3s. The Gamecocks hit all four attempts from the free throw line in the half, with Florida hitting 7-of-16 attempts.

Florida began the second half on a 13-3 run sparked by two 3s from Boynton, forcing a timeout for the Gamecocks with 16:46 on the clock.

The Gamecocks continued to struggle offensively in the second half, scoring 26 points on 11-of-24 shooting. Florida opened up their largest lead at 46 points with 2:49 remaining on the clock, and took the 75-36 win.

GAME 21 - GEORGIA 67, SOUTH CAROLINA 56
FEB. 2, 2013/COLONIAL LIFE ARENA

COLUMBIA, S.C. - South Carolina (12-9, 2-6 SEC) fell to the Georgia Bulldogs 67-56 (10-11, 4-4 SEC) at the Colonial Life Arena on Saturday in SEC play. Freshman forward Michael Carrera led Carolina in scoring for the second straight game with 16 points and seven rebounds.

The Gamecocks and Bulldogs were evenly matched in the first half, switching leads 12 times. Carrera led Carolina in scoring with 15 of South Carolina's 30 points in the opening half, while he also grabbed three steals in the set, a career high for the freshman.

In the first two minutes, UGA's Kentavious Caldwell-Pope put up his first 3-pointer of the game, leading off the scoring for the Bulldogs. He continued in the first half to contribute 16 points and four rebounds. The Gamecocks held off Caldwell-Pope in the second half limiting him to only three points, finishing the game with a team high 19 points and seven rebounds.

After Georgia got out to a 20-16 lead, the Gamecocks stole the momentum with 7:08 left in the half on the play of Carrera. After a 3-pointer by Caldwell-Pope, Carrera answered with a jumper from the paint and sank a rare 3 that fired up the crowd and gave the Gamecocks a 21-20 advantage. To cap the 7-0 run, Carrera fed the ball inside to Bruce Ellington for a layup to make the score 23-20. The two teams traded leads until Mindaugas Kacinas put together a three-point play with 30 seconds left to give the Gamecocks a 30-29 advantage at the half.

Georgia's hot shooting started the second half, giving the Bulldogs a 46-38 lead. Ellington drew the Gamecocks within two at 46-44 with a six-point stretch, starting it with a 3, his third of the game.

On the next possession, Ellington took the ball off of a big block by RJ Swanson for a layup, drawing a foul on the shot. He made the free throw to close the streak. Ellington continued to fire up the crowd throughout the second half with 14 points and two assists. Brian Richardson came out of the locker room and posted nine points in the second half for a total of 12 in the game.

Georgia was too strong for the Gamecocks to hold off in the second half, shooting 61 percent from the field (14-23), led by Kenny Gaines with 11 points. The Bulldogs' Charles Mann iced the game with free throws down the stretch, posting 11 points and six assists on the day.

GAME 19



Official Basketball Box Score - Game Totals - Final Statistics
Arkansas vs South Carolina
 1/26/13 1:47 p.m. ET at Columbia, S.C. (Colonial Life Arena)

Arkansas 54 • 12-7, 3-3 SEC

##	Player	Total			3-Ptr			Rebounds			PF	TP	A	T	Bk	Stl	Min
		FG	FGA	FT	FTA	FG	FGA	FT	FTA	Off							
21	MICKELSON, Hunter	f	2-5	0-0	0-0	1	1	2	2	4	0	1	0	2	16		
33	POWELL, Marshawn	f	9-14	1-1	3-5	6	7	13	1	22	0	1	3	1	37		
03	SCOTT, Rickey	g	3-9	1-2	2-3	0	0	2	9	1	0	0	1	20			
11	YOUNG, BJ	g	3-12	0-2	1-1	1	1	2	7	4	2	0	1	27			
12	GUILLEY, Fred	g	1-3	0-1	1-2	1	1	2	3	4	1	0	2	28			
01	WADE, Mardracus	g	0-6	0-4	2-2	1	0	1	3	2	1	2	1	16			
04	CLARKE, Coty	g	3-4	0-0	1-2	2	2	4	3	7	2	1	1	19			
05	BELL, Anthlon	g	0-4	0-4	0-0	0	0	0	0	1	0	0	0	12			
20	HAYDAR, Kikko	g	0-2	0-2	0-0	0	0	0	3	0	0	0	1	13			
22	WILLIAMS, Jacey	g	0-0	0-0	0-0	0	0	0	0	0	0	0	0	4			
23	WAGNER, DeQuavious	g	0-0	0-0	0-0	0	0	0	0	0	0	0	0	4			
24	QUALLS, Michael	g	0-2	0-0	0-0	0	2	2	0	0	0	1	0	4			
	Team																
	Totals		21-61	2-16	10-15	12	14	26	19	54	13	9	5	10	200		

FG % 1st Half: 9-25 36.0% 2nd Half: 12-36 33.3% Game: 21-61 34.4%
 3FG % 1st Half: 2-7 28.6% 2nd Half: 0-9 0.0% Game: 2-16 12.5%
 FT % 1st Half: 6-8 75.0% 2nd Half: 4-7 57.1% Game: 10-15 66.7%

South Carolina 75 • 12-7, 2-4 SEC

##	Player	Total			3-Ptr			Rebounds			PF	TP	A	T	Bk	Stl	Min
		FG	FGA	FT	FTA	FG	FGA	FT	FTA	Off							
14	CHATKEVICIUS, L.	f	3-5	0-0	2-3	2	5	7	1	8	0	3	1	0	12		
24	CARRERA, Michael	f	3-7	0-1	2-4	3	2	5	2	8	0	3	0	0	23		
30	JACKSON, Lakeem	f	4-4	1-1	2-6	0	3	3	1	11	3	1	2	1	28		
05	SMITH, Eric	g	3-6	1-2	0-0	0	0	0	1	7	3	1	0	0	27		
03	ELLINGTON, Bruce	g	6-8	2-2	0-1	1	3	4	1	14	4	3	0	1	33		
01	WILLIAMS, Brenton	g	0-4	0-1	0-0	1	2	3	1	0	1	1	0	0	15		
02	RICHARDSON, Brian	g	8-13	3-5	1-1	5	6	1	20	2	1	0	0	24			
25	KACINAS, Mindaugas	g	2-3	0-0	0-0	1	4	5	1	4	2	3	1	0	24		
32	LEONARD, Damien	g	0-0	0-0	0-0	0	0	0	0	0	0	0	0	1			
33	SLAWSON, RJ	g	1-2	0-0	1-2	2	1	3	4	3	2	1	1	0	13		
	Team																
	Totals		30-52	7-12	8-17	13	29	42	13	75	17	18	5	2	200		

FG % 1st Half: 17-29 58.6% 2nd Half: 13-23 56.5% Game: 30-52 57.7%
 3FG % 1st Half: 7-10 70.0% 2nd Half: 0-2 0.0% Game: 7-12 58.3%
 FT % 1st Half: 2-6 33.3% 2nd Half: 6-11 54.5% Game: 8-17 47.1%

Officials: Tony Greene, John Hampton, Lamar Simpson
 Technical fouls: Arkansas-None. South Carolina-None.
 Attendance: 10926

Score by periods	1st	2nd	Total
Arkansas	26	28	54
South Carolina	43	32	75

Last FG - AR 2nd-00:00, SC 2nd-00:33.
 Largest lead - AR by 12 1st-15:39, SC by 25 2nd-05:07.

Score tied - 1 time.
 Lead changed - 3 times.

GAME 20

Official Basketball Box Score - Game Totals - Final Statistics
South Carolina vs Florida
 1/30/13 8 p.m. at Stephen C. O'Connell Center

South Carolina 36 • 12-8, 2-5 SEC

##	Player	Total			3-Ptr			Rebounds			PF	TP	A	T	Bk	Stl	Min
		FG	FGA	FT	FTA	FG	FGA	FT	FTA	Off							
14	CHATKEVICIUS, L.	f	0-3	0-0	1-2	0	1	1	2	1	0	0	0	1	10		
24	CARRERA, Michael	f	6-9	0-0	1-3	2	7	9	2	13	0	1	0	0	22		
30	JACKSON, Lakeem	f	1-3	0-1	0-0	1	2	3	2	2	2	3	0	2	29		
05	SMITH, Eric	g	2-8	1-3	0-0	0	0	0	5	0	3	0	1	35			
03	ELLINGTON, Bruce	g	2-9	1-4	2-2	1	2	3	2	7	3	0	0	34			
01	WILLIAMS, Brenton	g	0-2	0-1	0-0	0	0	0	0	0	0	0	0	5			
02	RICHARDSON, Brian	g	0-1	0-0	0-0	0	0	0	0	1	0	0	0	3			
25	KACINAS, Mindaugas	g	2-2	0-0	0-0	1	2	2	4	1	0	0	0	16			
32	LEONARD, Damien	g	1-6	0-4	2-2	2	2	1	4	0	0	0	0	23			
33	SLAWSON, RJ	g	0-2	0-1	0-0	1	2	3	3	0	2	0	0	21			
25	STEELE, Brian	g	0-0	0-0	0-0	0	0	0	0	0	0	0	0	1			
55	PHILLIPS, Shane	g	0-0	0-0	0-0	0	0	0	0	0	0	0	0	1			
	Team																
	Totals		14-45	2-14	6-9	6	18	24	15	36	8	17	0	7	200		

FG % 1st Half: 3-21 14.3% 2nd Half: 11-24 45.8% Game: 14-45 31.1%
 3FG % 1st Half: 0-7 0.0% 2nd Half: 2-7 28.6% Game: 2-14 14.3%
 FT % 1st Half: 4-4 100.0% 2nd Half: 2-5 40.0% Game: 6-9 66.7%

Florida 75 • 17-2, 7-0 SEC

##	Player	Total			3-Ptr			Rebounds			PF	TP	A	T	Bk	Stl	Min
		FG	FGA	FT	FTA	FG	FGA	FT	FTA	Off							
3-6	Murphy, Erik	f	3-6	2-2	0-0	0	2	2	3	8	2	3	0	3	20		
4	Young, Patric	c	3-6	0-0	2-7	2	6	8	0	8	0	2	2	2	28		
01	Boynton, Kenny	g	5-11	3-6	2-2	0	3	3	15	7	0	0	4	32			
03	Rosario, Mike	g	6-11	2-5	1-1	0	3	3	15	2	0	0	0	25			
05	Wilbekin, Scottie	g	3-5	1-1	2-2	2	2	4	2	8	2	2	0	1	30		
00	Kurtz, Jacob	g	1-1	0-0	0-0	0	0	0	0	2	0	0	0	1	4		
01	Ogbueze, Braxton	g	1-1	0-0	0-0	0	0	1	0	1	0	1	0	5			
02	Graham, Dillon	g	1-2	0-1	0-0	0	0	0	0	0	0	0	0	3			
1	Yegetue, Tim	g	0-2	0-0	1-4	3	4	7	1	3	2	2	1	22			
20	Frazier, Michael	g	4-6	4-6													

**GAME 22 - KENTUCKY 77, SOUTH CAROLINA 55
FEB. 5, 2012/RUPP ARENA**

LEXINGTON, Ky. - South Carolina (12-10, 2-7 SEC) fell to Kentucky (16-6, 7-2 SEC) 77-55 in conference action Tuesday night. Despite limited minutes due to foul trouble, freshman forward Michael Carrera led the Gamecocks with 18 points and six rebounds, both were team highs.

Sophomore guard Damien Leonard also snatched a team-high six boards to go with his six points. Junior guard Bruce Ellington scored nine points on the night. Junior guard Brenton Williams recorded his first career SEC start. South Carolina only recorded seven turnovers in the contest, matching a season low previously set against Vanderbilt on Jan. 19.

Kentucky had five players reach double figures. Freshman forward Nerlens Noel notched a double-double with 10 points and 10 rebounds to go with his five blocks. Senior guard Julius Mays scored 15. Two freshmen added 13 apiece, forward Willie Cauley-Stein and guard Archie Goodwin. Sophomore guard Ryan Harrow added 12 for the Wildcats. South Carolina was able to convert 17 Wildcat turnovers into 16 points.

Facing a 7-0 deficit after missing their first four shots, the Gamecocks steadily climbed back into the game, scoring on the next four possessions. Carrera hit a jumper for the first South Carolina basket and drained a 3 after a Kentucky turnover. Junior guard Brian Richardson hit a 3 of his own to pull the Gamecocks to within three at 13-10. Carrera scored over Noel just before the first media timeout to make the score 15-12.

With 10:19 to go in the first half, Leonard hit streaking junior guard Eric Smith for a backdoor layup to give South Carolina an 18-17 lead. The basket prompted a Kentucky timeout.

The Gamecocks did not record their first turnover until the 9:32 mark, but turned it over on their next three possessions, helping Kentucky take a 26-18 lead.

After the Kentucky called the timeout in response to the 18-17 South Carolina lead, the Wildcats went on a 28-6 run over the last 9:38 of the half to take a 45-24 lead into the locker room.

Ellington was relegated to the bench with foul trouble for most of the first half, logging only three minutes of action. Despite only playing seven minutes due to early fouls, Carrera was the Gamecocks' leading scorer, registering seven at the break.

With 14:24 on the clock, Carrera pulled the Gamecocks to within 15 with two free throws at 55-40, but Kentucky reasserted themselves, scoring 8 unanswered points during a 13-1 run. The streak put the Wildcats up 68-41 with 9:16 to go in the game.

Seven quick points on free throws from Leonard and Ellington to go with a 3 from junior forward RJ Slawson helped the Gamecocks close the gap to 18 at 70-52. Kentucky called a timeout with 4:30 on the clock to keep the South Carolina momentum at bay.

The Gamecocks could draw no closer and the Wildcats recorded the 77-55 win.

GAME 22



Official Basketball Box Score - Game Totals - Final Statistics
South Carolina vs Kentucky
02/05/13 9:00pm at Rupp Arena - Lexington, KY

South Carolina 55 • 12-10, 2-7

##	Player	Total	3-Ptr	Rebounds					PF	TP	A	TO	Blk	Stl	Min
				FG-FGA	FG-FGA	FT-FTA	Off	Def							
24	CARRERA, Michael	f	6-10	2-3	4-7	2	4	6	4	18	0	0	0	1	24
30	JACKSON, Lakeem	f	1-5	0-0	0-0	0	3	3	3	2	0	0	2	0	28
01	WILLIAMS, Brenton	g	1-5	0-3	2-2	0	0	0	0	4	1	0	0	0	18
02	RICHARDSON, Brian	g	2-7	2-6	0-0	0	0	0	1	6	0	0	0	1	18
23	ELLINGTON, Bruce	g	1-8	0-4	7-9	0	1	1	2	9	0	3	0	0	23
05	SMITH, Eric	g	1-5	0-2	0-0	0	0	0	2	2	2	1	0	0	17
14	CHATKEVICIUS, L.	g	2-6	0-0	0-2	1	2	3	4	4	0	1	0	0	13
25	KACINAS, Mindaugas	g	0-4	0-1	1-2	1	2	3	3	1	0	0	0	2	15
32	LEONARD, Damien	g	2-5	0-2	2-2	5	1	6	1	6	2	1	0	1	29
33	SLAWSON, RJ	g	1-4	1-2	0-0	0	1	1	3	3	0	0	1	0	13
55	PHILLIPS, Shane	g	0-0	0-0	0-0	0	0	0	0	0	0	1	0	0	2
Team						0	2	2							
Totals			17-59	5-23	16-24	9	16	25	23	55	5	7	3	5	200

FG % 1st Half: 9-32 28.1% 2nd half: 8-27 29.6% Game: 17-59 28.8% Deadball Rebounds 6
3FG % 1st Half: 3-13 23.1% 2nd half: 2-10 20.0% Game: 5-23 21.7%
FT % 1st Half: 3-6 50.0% 2nd half: 13-18 72.2% Game: 16-24 66.7%

Kentucky 77 • 16-6, 7-2

##	Player	Total	3-Ptr	Rebounds					PF	TP	A	TO	Blk	Stl	Min
				FG-FGA	FG-FGA	FT-FTA	Off	Def							
03	Noel, Nerlens	f	5-8	0-0	0-3	2	8	10	1	10	0	2	5	0	30
22	Poythress, Alex	f	2-5	0-0	3-3	2	7	9	4	7	0	4	1	1	21
10	Goodwin, Archie	g	3-8	0-1	7-12	1	4	5	3	13	3	3	1	1	33
12	Harrow, Ryan	g	6-6	0-0	0-0	0	2	2	4	12	4	1	0	1	25
34	Mays, Julius	g	4-5	4-5	3-3	0	1	1	2	15	4	2	0	0	32
04	Hood, Jon	g	1-1	0-0	0-0	0	0	0	0	2	0	0	0	0	2
05	Polson, Jarrod	g	0-0	0-0	0-0	0	2	2	0	0	2	2	0	0	11
15	Cauley-Stein, Willie	g	5-7	0-0	3-5	1	5	6	2	13	0	0	2	0	22
33	Wiltjer, Kyle	g	1-4	1-2	2-2	1	5	6	4	5	0	3	0	0	24
Team						0	1	1							
Totals			27-44	5-8	18-28	7	35	42	20	77	13	17	9	3	200

FG % 1st Half: 15-22 68.2% 2nd half: 12-22 54.5% Game: 27-44 61.4% Deadball Rebounds 4
3FG % 1st Half: 3-5 60.0% 2nd half: 2-3 66.7% Game: 5-8 62.5%
FT % 1st Half: 12-15 80.0% 2nd half: 6-13 46.2% Game: 18-28 64.3%

Officials: Anthony Jordan, John Cahill, Jamie Luckie
Technical fouls: South Carolina-None. Kentucky-None.
Attendance: 22559

Score by periods	1st	2nd	Total
South Carolina	24	31	55
Kentucky	45	32	77

	In	Off	2nd	Fast	Bench
Points	Paint	T/O	Chance	Break	
SC	18	16	8	2	16
UK	42	8	8	8	20

Last FG - SC 2nd-02:24, UK 2nd-01:12.
Largest lead - SC by 1 1st-10:22, UK by 27 2nd-09:16.

Score tied - 1 time.
Lead changed - 2 times.



#30 - LAKEEM JACKSON

SENIOR | FORWARD | 6'5" | 235 | 3 LETTERS
CHARLOTTE, N.C./CHRIST SCHOOL

JACKSON'S CAREER HIGHS

POINTS
19 vs. Baylor (Jan. 2, 2010)

FIELD GOALS
9 vs. Baylor (Jan. 2, 2010)

FIELD GOAL ATTEMPTS
17 vs. Baylor (Jan. 2, 2010)

3-POINT FIELD GOALS
1, three times, last vs. Vanderbilt (Jan. 8, 2011)

3-POINT FIELD GOAL ATTEMPTS
4 vs. Alabama A&M (Nov. 13, 2009)

FREE THROWS
5 vs. Furman (Dec. 21, 2009)

FREE THROW ATTEMPTS
9, twice, last vs. Baylor (Jan. 2, 2010)

REBOUNDS
15, vs. Missouri State (Nov. 24, 2012)

ASSISTS
7, at Vanderbilt (Feb. 5, 2011)

BLOCKS
4, vs. Miss. State (Jan. 9, 2013)

STEALS
6 vs. Baylor (Jan. 2, 2010)

MINUTES PLAYED
44, vs. WKU (Nov. 27, 2010)

JACKSON'S SEASON HIGHS

POINTS
16, twice, last vs. SC State (Jan. 5, 2013)

FIELD GOALS
8, twice, last vs. SC State (Jan. 5, 2013)

FIELD GOAL ATTEMPTS
15, vs. SC State (Jan. 5, 2013)

3-POINT FIELD GOALS
1, twice, last vs. Arkansas (Jan. 26, 2013)

3-POINT FIELD GOAL ATTEMPTS
1, 3 times, last vs. Arkansas (Jan. 26, 2013)

FREE THROWS
3, vs. Missouri State (Nov. 24, 2012)

FREE THROW ATTEMPTS
6, vs. Arkansas (Jan. 26, 2013)

REBOUNDS
15, vs. Missouri State (Nov. 24, 2012)

ASSISTS
5, twice, last vs. Jacksonville (Dec. 7, 2012)

BLOCKS
4, vs. Miss. State (Jan. 9, 2013)

STEALS
2, 5 times, last vs. Florida (Jan. 30, 2013)

MINUTES PLAYED
40, vs. Milwaukee (Nov. 11, 2012)

2012-13

Opponent	Date	GS	Min	FG-FGA	Pct	3FG-FGA	Pct	FT-FTA	Pct	Off	Def	Tot	Avg	PF	FO	A	TO	Blk	Stl	Pts	Avg
MILWAUKEE	11/11/12	*	40	6-10	.600	0-0	.000	0-1	.000	1	5	6	6.0	1	0	0	2	1	1	12	12.0
MORGAN STATE	11/16/12	*	34	3-5	.600	0-0	.000	2-4	.400	2	6	8	7.0	3	0	4	2	0	1	8	10.0
RIDER	11/19/12	*	32	7-8	.875	0-0	.000	0-0	.000	1	6	7	7.0	3	0	3	4	0	2	14	11.3
ELON	11/21/12	*	36	7-13	.539	0-0	.000	0-1	.333	6	4	10	7.8	2	0	2	2	2	2	10	12.0
vs. Missouri State	11/24/12	*	35	3-3	.667	0-0	.000	3-5	.455	2	2	4	7.0	4	0	2	3	0	0	9	11.4
vs. UALR	11/25/12	*	35	5-7	.714	0-0	.000	0-3	.357	5	10	15	8.3	0	0	5	3	2	0	10	11.2
at St. John's	11/29/12	*	20	3-7	.429	0-0	.000	0-1	.333	4	2	6	8.0	3	0	0	3	0	0	6	10.4
CLEMSON	12/2/12	*	33	2-5	.400	0-0	.000	0-0	.000	4	2	3	7.8	2	0	1	3	1	0	4	9.6
JACKSONVILLE	12/7/12	*	29	2-4	.500	0-0	.000	1-1	.375	1	6	7	7.7	1	0	5	3	1	1	5	9.1
APPALACHIAN ST	12/19/12	*	30	8-11	.727	0-0	.000	0-3	.333	2	5	7	7.6	2	0	1	4	1	0	16	9.8
vs. Manhattan	12/22/12	*	34	4-5	.800	0-0	.000	1-2	.333	3	8	11	7.9	3	0	3	3	0	0	9	9.7
PRESBYTERIAN	12/29/12	*	27	5-11	.455	0-1	.000	0-2	.333	3	1	4	7.6	4	0	2	0	0	0	10	9.8
SC STATE	1/5/13	*	32	8-15	.533	0-0	.000	0-3	.250	4	4	8	7.6	3	0	2	2	1	0	16	10.2
at Miss State	1/9/13	*	26	2-2	.613	0-0	.000	0-2	.500	1	3	4	7.4	4	0	1	4	4	2	4	9.8
AUBURN	1/12/13	*	28	4-7	.571	0-0	.000	2-4	.281	1	1	2	7.0	3	0	3	0	0	1	10	9.8
at LSU	1/16/13	*	38	5-6	.833	0-0	.000	1-2	.294	4	7	11	7.3	0	0	4	1	0	1	11	9.9
VANDERBILT	1/19/13	*	33	2-6	.333	0-0	.000	2-4	.316	5	5	10	7.4	3	0	1	0	0	0	6	9.6
at Missouri	1/22/13	*	32	3-6	.500	1-1	.500	2-4	.303	3	2	5	7.3	3	0	3	2	0	2	9	9.6
ARKANSAS	1/28/13	*	28	4-4	.615	1-1	.667	2-6	.333	0	3	3	7.1	1	0	3	1	2	1	11	9.7
at Florida	1/30/13	*	29	1-3	.309	0-1	.500	0-0	.333	1	2	3	6.9	2	0	2	3	0	2	2	9.3
GEORGIA	2/2/13	*	19	1-3	.303	0-0	.500	0-0	.333	0	3	3	6.7	0	0	2	2	0	0	2	9.0
at Kentucky	2/5/13	*	28	1-5	.200	0-0	.500	0-0	.333	0	3	3	6.5	3	0	0	0	2	0	2	8.6
TENNESSEE	2/10/13																				
LSU	2/14/13																				
at Alabama	2/16/13																				
OLE MISS	2/20/13																				
at Georgia	2/23/13																				
MISSOURI	2/28/13																				
at Texas A&M	3/2/13																				
MISS STATE	3/6/13																				
at Vanderbilt	3/9/13																				

SEASON NOTES

Earned the start for the season opener vs. Milwaukee (Nov. 11), posting 12 points on 6-of-10 shooting; also collected six rebounds ... Collected a team high eight rebounds and four assists, while adding eight points in 34 minutes vs. Morgan State (Nov. 16) ... Posted second double-figure scoring game of the season vs. Rider (Nov. 19) with 14 points, also a team high seven rebounds and three assists ... Led the team in points (14) and rebounds (10) vs. Elon (Nov. 21) in collecting his second-career double-double and his first since the 2010-11 season opener ... Posted nine points and two assists in overtime victory vs. Missouri State (Nov. 24) ... Collected second double-double of the season with 10 points and a career high 15 rebounds vs. UALR (Nov. 25) ... Named to Hoops For Hope Classic All-Tournament Team ... Contributed six points and six rebounds vs. St. John's (Nov. 29) ... Team high six rebounds vs. Clemson (Dec. 2) ... Matched season high with five assists vs. Jacksonville (Dec. 7), also seven rebounds ... Posted a season high 16 points, while adding seven rebounds in win vs. App State (Dec. 19) ... Pulled down a game high 11 rebounds in victory vs. Manhattan (Dec. 22) ... Scored 10 points and collected four rebounds vs. Presbyterian (Dec. 29) in the 100th game of his career in the Garnet and Black ... Matched season high with 16 points vs. SC State (Jan. 5) ... Blocked a career high four shots at Miss. State (Jan. 9) ... Scored 10 points and dished three assists with zero turnovers vs. Auburn (Jan. 12) ... Collected third double-double of the season with 11 points and a team high 11 rebounds in 38 minutes in victory at LSU (Jan. 16); also team high four assists ... Second straight game with double-digit rebounds, collecting a team high 10 vs. Vandy (Jan. 19) ... Posted nine points and matched season high with two steals at Missouri (Jan. 22) ... Was 4-of-4 from the field, including making a 3 for the second-straight game, to post 11 points, while adding three assists and a team high two blocks in win vs. Arkansas (Jan. 26) ... Posted two assists and matched season high with two steals vs. Florida (Jan. 30) ... Two assists vs. Georgia (Feb. 2) ... Posted two blocks at Kentucky (Feb. 5) ...

CAREER STATISTICS

Season	GP-GS	Min	Avg	FG	FGA	Pct	3FG	3FGA	Pct	FT	FTA	Pct	Off	Def	Tot	Avg	PF	FO	Ast	TO	Blk	Stl	Pts	Avg
2009-10	31-30	827	26.7	104	206	.505	0	8	.000	16	59	.271	63	91	154	5.0	66	0	59	35	19	47	224	7.2
2010-11	26-25	731	28.1	87	182	.478	3	10	.300	26	62	.419	71	75	146	5.6	40	0	66	46	5	24	203	7.8
2011-12	31-12	526	17.0	43	91	.473	0	2	.000	12	32	.375	31	52	83	2.7	35	1	44	36	3	24	98	3.2
2012-13	22-22	678	30.8	86	146	.589	2	4	.500	16	48	.333	53	90	143	6.5	50	0	49	47	17	16	190	8.6
Totals	110-89	2762	25.1	320	625	.512	5	24	.208	70	201	.348	218	308	526	4.8	191	1	218	164	44	111	715	6.5

CAREER SEC STATISTICS

Season	GP-GS	Min	Avg	FG	FGA	Pct	3FG	3FGA	Pct	FT	FTA	Pct	Off	Def	Tot	Avg	PF	FO	Ast	TO	Blk	Stl	Pts	Avg
2010	16-15	454	28.4	54	101	.535	0	0	.000	3	22	.136	33	48	81	5.1	41	0	32	19	5	21	111	6.9
2011	12-11	335	27.9	33	74	.446	1	3	.333	6	2	.273	30	28	58	4.8	17	0	25	22	1	4	73	6.1
2012	16-2	198	12.4	10	33	.303	0	0	.000	4	10	.400	10	19	29	1.8	12	0	13	11	0	10	24	1.5
2013	9-9	261	29.0	23	42	.548	2	3	.667	9	22	.409	15	29	44	4.9	19	0	19	13	8	9	57	6.3
Totals	53-37	1248	23.5	120	250	.480	3	6	.500	22	76	.289	88	124	212	4.0	89	0	89	65	14	44	265	5.0



#23 - BRUCE ELLINGTON

JUNIOR | GUARD | 5'9" | 197 | 2 LETTERS
MONCK'S CORNER, S.C./BERKELEY

ELLINGTON'S CAREER HIGHS

POINTS
31, at Furman (Dec. 22, 2010)

FIELD GOALS
11, at Furman (Dec. 22, 2010)

FIELD GOAL ATTEMPTS
23, at Furman (Dec. 22, 2010)

3-POINT FIELD GOALS
6, twice, last vs. Vanderbilt (Jan. 8, 2011)

3-POINT FIELD GOAL ATTEMPTS
13, twice, last vs. Tennessee (Feb. 16, 2011)

FREE THROWS
7, twice, last vs. Kentucky (Feb. 5, 2013)

FREE THROW ATTEMPTS
11, vs. Arkansas (Jan. 19, 2011)

REBOUNDS
9, vs. Missouri (Jan. 22, 2013)

ASSISTS
8, vs. WKU (Nov. 27, 2010)

BLOCKS
1, 3 times, last vs. App State (Dec. 19, 2012)

STEALS
4, at Michigan State (Nov. 16, 2010)

MINUTES PLAYED
46, vs. WKU (Nov. 27, 2010)

ELLINGTON'S SEASON HIGHS

POINTS
18, vs. Auburn (Jan. 12, 2013)

FIELD GOALS
8, vs. Auburn (Jan. 12, 2013)

FIELD GOAL ATTEMPTS
15, vs. Auburn (Jan. 12, 2013)

3-POINT FIELD GOALS
3, twice, last vs. Georgia (Feb. 2, 2013)

3-POINT FIELD GOAL ATTEMPTS
6, twice, last vs. Georgia (Feb. 2, 2013)

FREE THROWS
7, vs. Kentucky (Feb. 5, 2013)

FREE THROW ATTEMPTS
10, vs. Jacksonville (Dec. 7, 2012)

REBOUNDS
9, vs. Missouri (Jan. 22, 2013)

ASSISTS
5, vs. Auburn (Jan. 12, 2013)

BLOCKS
1, vs. Appalachian State (Dec. 19, 2012)

STEALS
3, twice, last vs. Vandy (Jan. 19, 2013)

MINUTES PLAYED
38, vs. LSU (Jan. 16, 2013)

2012-13

Opponent	Date	GS	Min	FG-FGA	Pct	3FG-3FGA	Pct	FT-FTA	Pct	Off	Def	Tot	Avg	PF	FO	A	TO	Blk	Stl	Pts	Avg	
MILWAUKEE	11/11/12	-	-	-	-	-	-	DNP - Football	-	-	-	-	-	-	-	-	-	-	-	-	-	-
MORGAN STATE	11/16/12	-	-	-	-	-	-	DNP - Football	-	-	-	-	-	-	-	-	-	-	-	-	-	-
RIDER	11/19/12	-	-	-	-	-	-	DNP - Football	-	-	-	-	-	-	-	-	-	-	-	-	-	-
ELON	11/21/12	-	-	-	-	-	-	DNP - Football	-	-	-	-	-	-	-	-	-	-	-	-	-	-
vs. Missouri State	11/24/12	-	-	-	-	-	-	DNP - Football	-	-	-	-	-	-	-	-	-	-	-	-	-	-
vs. UALR	11/25/12	-	-	-	-	-	-	DNP - Football	-	-	-	-	-	-	-	-	-	-	-	-	-	-
at St. John's	11/29/12	29	3-10	.300	0-4	.000	1-2	.500	1	0	1	1.0	1	0	0	3	0	0	7	7.0		
CLEMSON	12/2/12	27	4-9	.368	0-2	.000	4-5	.714	0	3	3	2.0	4	0	2	5	0	1	12	9.5		
JACKSONVILLE	12/7/12	25	3-7	.385	0-1	.000	6-10	.647	0	4	4	2.7	2	0	1	2	0	1	12	10.3		
APPALACHIAN ST	12/19/12	27	3-7	.394	2-2	.222	0-0	.647	1	3	4	3.0	3	0	1	2	1	1	8	9.8		
vs. Manhattan	12/22/12	-	-	-	-	-	-	DNP - Football	-	-	-	-	-	-	-	-	-	-	-	-	-	
PRESBYTERIAN	12/29/12	-	-	-	-	-	-	DNP - Football	-	-	-	-	-	-	-	-	-	-	-	-	-	
SC STATE	1/5/13	-	-	-	-	-	-	DNP - coach's decision	-	-	-	-	-	-	-	-	-	-	-	-	-	
at Miss State	1/9/13	*	23	4-7	.425	3-6	.333	0-0	.647	0	0	0	2.4	4	0	2	9	0	2	11	10.0	
AUBURN	1/12/13	*	36	8-15	.455	1-4	.316	1-1	.667	1	0	1	2.2	3	0	5	2	0	2	18	11.3	
at LSU	1/16/13	*	38	3-12	.418	0-2	.286	1-4	.591	0	2	2	2.1	1	0	1	3	1	3	7	10.7	
VANDERBILT	1/19/13	*	34	2-13	.375	0-5	.231	3-4	.615	1	3	4	2.4	5	1	2	1	0	3	7	10.3	
at Missouri	1/22/13	*	36	3-12	.359	0-2	.214	1-4	.567	3	6	9	3.1	1	0	3	3	0	1	7	9.9	
ARKANSAS	1/26/13	*	33	6-8	.390	2-2	.267	0-1	.548	1	3	4	3.2	1	0	4	3	0	1	14	10.3	
at Florida	1/30/13	*	34	2-9	.376	1-4	.265	2-2	.576	1	2	3	3.2	2	0	3	7	0	0	7	10.0	
GEORGIA	2/2/13	*	36	5-12	.380	3-6	.300	1-1	.588	0	0	0	2.9	3	0	2	5	0	1	14	10.3	
at Kentucky	2/5/13	*	23	1-8	.364	0-4	.273	7-9	.628	0	1	1	2.8	2	0	0	3	0	0	9	10.2	
TENNESSEE	2/10/13																					
LSU	2/14/13																					
at Alabama	2/16/13																					
OLE MISS	2/20/13																					
at Georgia	2/23/13																					
MISSOURI	2/28/13																					
at Texas A&M	3/2/13																					
MISS STATE	3/6/13																					
at Vanderbilt	3/9/13																					

SEASON NOTES

Joined the basketball team for practice on Nov. 27 and will continue with practices and games until the start of bowl practice for the Gamecock football squad ... Ellington is currently the top receiver for the Carolina football team with 38 catches for 564 yards and six TD's, including two TD's last weekend vs. Clemson ... Ellington also handles kickoff returns for the football squad (averages 22.2 yards per return in 2012) ... He posted back-to-back 100 receiving yards vs. Tennessee (Oct. 27), and Arkansas (Nov. 10), and caught seven passes vs. Clemson for 72 yards on Nov. 24 ... In his first basketball contest of the season vs. St. John's (Nov. 29), played a team high 29 minutes and scored seven points ... Posted 12 points off the bench and first two assists of the season vs. Clemson (Dec. 2) ... Scored 12 points vs. Jacksonville (Dec. 7), collecting a season high four rebounds in 25 minutes played ... Saw action vs. Appalachian State (Dec. 19), scoring eight points off the bench ... Will return to basketball following the Outback Bowl on Jan. 1 ... Returned to the court vs. Mississippi State (Jan. 9), posting 11 points and two assists, but committing nine turnovers ... Played with solid efficiency vs. Auburn (Jan. 12), dishing five assists against just two turnovers, also posted a team high 18 points in the contest ... Posted seven points and collected a team high three steals vs. LSU (Jan. 16) ... Collected three steals and posted seven points in loss to Vandy (Jan. 19); hit just 2-of-13 attempts from the floor vs. the Commodores ... Posted a career high nine rebounds, but struggled from the floor, hitting just 3-of-12 attempts at Missouri (Jan. 22) ... Solid from the floor, hitting 6-of-8 attempts (2-2 from 3), while dishing a team high four assists in win vs. Arkansas (Jan. 26) ... Three turnovers and seven points, but also seven turnovers vs. Florida (Jan. 30) ... Scored 14 points, matching a season high with three made 3s vs. Georgia (Feb. 2) ... Posted nine points at Kentucky (Feb. 5), including seven from the free throw line ...

CAREER STATISTICS

Season	GP-GS	Min	Avg	FG	FGA	Pct	3FG	3FGA	Pct	FT	FTA	Pct	Off	Def	Tot	Avg	PF	FO	Ast	TO	Blk	Stl	Pts	Avg
2010-11	30-30	928	30.9	138	423	.326	61	198	.308	47	74	.635	25	75	100	3.3	75	0	97	87	0	31	384	12.8
2011-12	24-15	697	29.0	100	280	.357	39	118	.331	26	34	.765	18	37	55	2.3	53	0	74	54	2	16	265	11.0
2012-13	13-9	401	30.8	47	129	.364	12	44	.273	27	43	.628	9	27	36	2.8	32	1	26	47	2	16	133	10.2
Totals	67-54	2026	30.2	285	832	.343	112	360	.311	100	151	.662	52	139	191	2.9	160	1	197	188	4	63	782	11.7

CAREER SEC STATISTICS

Season	GP-GS	Min	Avg	FG	FGA	Pct	3FG	3FGA	Pct	FT	FTA	Pct	Off	Def	Tot	Avg	PF	FO	Ast	TO	Blk	Stl	Pts	Avg
2011	16-16	500	31.3	69	237	.291	31	122	.254	23	35	.657	18	32	50	3.1	41	0	42	43	0	14	192	12.0
2012	16-14	511	31.9	72	209	.344	26	85	.306	18	24	.750	14	28	42	2.6	34	0	58	40	1	14	188	11.8
2013	9-9	293	32.6	34	96	.354	10	35	.286	16	26	.615	7	17	24	2.7	22	1	22	36	1	13	94	10.4
Totals	41-39	1304	31.8	175	542	.323	67	242	.277	57	85	.671	39	77	116	2.8	97	1	122	119	2	41	474	11.6



#2 - BRIAN RICHARDSON

JUNIOR | GUARD | 6'4" | 175 | 2 LETTERS
WILSON, N.C./GREENFIELD SCHOOL

RICHARDSON'S CAREER HIGHS

POINTS
20, vs. Miss. State (Jan. 9, 2013)

FIELD GOALS
7, vs. Miss. State (Jan. 9, 2013)

FIELD GOAL ATTEMPTS
19, vs. Miss. State (Jan. 9, 2013)

3-POINT FIELD GOALS
5, twice, last vs. Miss. State (Jan. 9, 2013)

3-POINT FIELD GOAL ATTEMPTS
11, vs. Miss. State (Jan. 9, 2013)

FREE THROWS
7, vs. Delaware State (12/1/10)

FREE THROW ATTEMPTS
8, vs. Delaware State (12/1/10)

REBOUNDS
8, vs. Elon (Nov. 21, 2012)

ASSISTS
6, vs. Rider (Nov. 19, 2012)

BLOCKS
2, vs. Appalachian State (Dec. 19, 2012)

STEALS
2, 7 times, last vs. Vandy (Jan. 19, 2013)

MINUTES PLAYED
38, vs. Missouri State (Nov. 24, 2012)

RICHARDSON'S SEASON HIGHS

POINTS
20, twice, last vs. Arkansas (Jan. 26, 2013)

FIELD GOALS
8, vs. Arkansas (Jan. 26, 2013)

FIELD GOAL ATTEMPTS
19, vs. Miss. State (Jan. 9, 2013)

3-POINT FIELD GOALS
5, vs. Miss. State (Jan. 9, 2013)

3-POINT FIELD GOAL ATTEMPTS
11, vs. Miss. State (Jan. 9, 2013)

FREE THROWS
4, vs. Manhattan (Dec. 22, 2012)

FREE THROW ATTEMPTS
5, vs. Manhattan (Dec. 22, 2012)

REBOUNDS
8, twice, last vs. Miss. State (Jan. 9, 2013)

ASSISTS
6, vs. Rider (Nov. 19, 2012)

BLOCKS
2, vs. Appalachian State (Dec. 19, 2012)

STEALS
2, twice, last vs. Vandy (Jan. 19, 2013)

MINUTES PLAYED
38, vs. Missouri State (Nov. 24, 2012)

2012-13

Opponent	Date	GS	Min	FG-FGA	Pct	3FG-FGA	Pct	FT-FTA	Pct	Off	Def	Tot	Avg	PF	FO	A	TO	Blk	Stl	Pts	Avg
MILWAUKEE	11/11/12	20	3-3	1.000	0-0	.000	0-0	.000	0	0	0	0	0.0	3	0	2	3	1	1	6	6.0
MORGAN STATE	11/16/12	20	4-6	.778	2-3	.667	0-0	.000	1	2	3	1.5	4	0	1	1	0	0	10	8.0	
RIDER	11/19/12	27	2-5	.643	1-3	.500	3-3	1.000	3	1	4	2.3	0	0	6	2	1	0	8	8.0	
ELON	11/21/12	30	2-12	.423	1-6	.333	2-2	1.000	2	6	8	3.8	3	0	4	4	1	1	7	7.8	
vs. Missouri State	11/24/12	38	5-7	.485	4-6	.444	0-0	1.000	0	4	4	3.8	2	0	0	1	1	0	14	9.0	
vs. UALR	11/25/12	19	0-3	.444	0-1	.421	0-0	1.000	0	0	0	3.2	4	0	1	1	0	0	0	7.5	
at St. John's	11/29/12	14	2-7	.419	2-5	.417	3-3	1.000	0	2	2	3.0	2	0	2	1	0	0	8	7.6	
CLEMSON	12/2/12	4	0-3	.391	0-1	.400	1-2	.889	0	0	0	2.6	0	0	0	1	0	1	1	6.8	
JACKSONVILLE	12/7/12	12	5-6	.442	4-4	.483	2-2	.909	0	1	1	2.4	1	0	0	0	0	0	16	7.8	
APPALACHIAN ST	12/19/12	11	1-4	.429	0-3	.438	0-0	.909	0	2	2	2.4	2	0	4	1	1	1	11	7.2	
vs. Manhattan	12/22/12	23	3-13	.391	2-7	.410	4-5	.875	2	1	3	2.5	3	0	0	1	0	1	12	7.6	
PRESBYTERIAN	12/29/12	*	34	5-8	.416	3-5	.432	3-4	.850	1	4	5	2.7	0	0	2	1	0	0	16	8.3
SC STATE	1/5/13	*	27	6-14	.418	1-5	.408	2-4	.792	1	3	4	2.8	3	0	3	1	1	1	15	8.8
at Miss State	1/9/13	*	35	7-19	.409	5-11	.417	1-2	.769	4	4	8	3.1	2	0	1	1	1	2	20	9.6
AUBURN	1/12/13	*	14	0-4	.395	0-2	.403	0-0	.769	0	1	1	3.0	3	0	1	1	0	1	0	9.0
at LSU	1/16/13	*	2	0-0	.386	0-0	.403	0-0	.769	0	0	0	2.8	0	0	0	0	0	0	0	8.4
VANDERBILT	1/19/13	20	3-8	.393	1-4	.394	0-1	.741	3	0	3	2.8	2	0	1	1	1	2	7	8.4	
at Missouri	1/22/13	3	0-0	.393	0-0	.394	0-0	.741	0	0	0	2.7	0	0	0	1	0	0	0	7.9	
ARKANSAS	1/28/13	24	8-13	.415	3-5	.408	1-1	.750	1	5	6	2.8	1	0	2	1	0	0	20	8.5	
at Florida	1/30/13	3	0-1	.412	0-0	.408	0-0	.750	0	0	0	2.7	1	0	0	1	0	0	0	8.1	
GEORGIA	2/2/13	26	5-10	.418	2-6	.403	0-0	.750	0	1	1	2.6	2	0	0	0	0	0	12	8.3	
at Kentucky	2/5/13	*	18	2-7	.412	2-6	.398	0-0	.750	0	0	0	2.5	1	0	0	0	0	1	6	8.2
TENNESSEE	2/10/13																				
LSU	2/14/13																				
at Alabama	2/16/13																				
OLE MISS	2/20/13																				
at Georgia	2/23/13																				
MISSOURI	2/28/13																				
at Texas A&M	3/2/13																				
MISS STATE	3/6/13																				
at Vanderbilt	3/9/13																				

SEASON NOTES

Scored six points on a perfect 3-of-3 shooting from the field in the season opener vs. Milwaukee (Nov. 11) ... High scorer off the bench with 10 points on 4-of-6 shooting from the field vs. Morgan State (Nov. 16) ... Dished a career high six assists and scored eight points in 27 minutes off the bench vs. Rider (Nov. 19) ... Posted another team best with four assists vs. Elon (Nov. 21), while collecting a career high eight rebounds ... Scored a season high 14 points vs. Missouri State (Nov. 24), hitting four 3s in the contest, playing a career high 38 minutes in the contest ... Dished one assist vs. UALR (Nov. 25) ... Scored eight points and collected two rebounds vs. St. John's (Nov. 29) ... Posted one steal vs. Clemson (Dec. 2) ... Posted 16 points, including a perfect 4-of-4 effort from 3-point range vs. Jacksonville (Dec. 7) in just 12 minutes played ... Posted a career high two blocks vs. Appalachian State (Dec. 19) ... Posted third-straight double-figure scoring game with 12 points in win vs. Manhattan (Dec. 22) ... Posted a team high 16 points vs. Presbyterian in his first start of the season (Dec. 29) ... Collected fifth-straight double-figure scoring game with 15 points, while adding three assists vs. SC State (Jan. 5) ... Had a career night in SEC opener at Miss. State (Jan. 9), posting a career high 20 points on seven made shots, including five 3s ... Was in foul trouble early vs. Auburn (Jan. 12), only saw 14 minutes of action, mainly in the second half ... Matched career high with two steals vs. Vandy (Jan. 19), while adding seven points ... Matched career high with second 20-point effort of the season, hitting 8-of-13 attempts, while also collecting six rebounds and two assists in just 24 minutes in victory vs. Arkansas (Jan. 26) ... Tallied 12 points off the bench with five made baskets, including two 3s vs. Georgia (Feb. 2) ... Posted six points at Kentucky (Feb. 5) ...

CAREER STATISTICS

Season	GP-GS	Min	Avg	FG	FGA	Pct	3FG	3FGA	Pct	FT	FTA	Pct	Off	Def	Tot	Avg	PF	FO	Ast	TO	Blk	Stl	Pts	Avg
2010-11	30-24	582	19.4	53	158	.335	41	122	.336	30	44	.682	5	43	48	1.6	57	1	16	29	6	20	177	5.9
2011-12	25-2	307	12.3	29	97	.299	14	60	.233	7	11	.636	8	17	25	1.0	30	0	10	15	1	6	79	3.2
2012-13	22-6	423	19.2	63	153	.412	33	83	.398	21	28	.750	18	37	55	2.5	39	0	26	23	9	11	180	8.2
Totals	77-32	1312	17.0	145	408	.355	88	265	.332	58	83	.699	31	97	128	1.7	126	1	52	67	16	37	436	5.7

CAREER SEC STATISTICS

Season	GP-GS	Min	Avg	FG	FGA	Pct	3FG	3FGA	Pct	FT	FTA	Pct	Off	Def	Tot	Avg	PF	FO	Ast	TO	Blk	Stl	Pts	Avg
2011	16-11	258	16.1	19	68	.276	16	50	.320	10	18	.556	4	18	22	1.4	31	1	3	15	3	11	64	4.0
2012	10-2	92	9.2	8	27	.296	5	17	.294	5	8	.625	2	3	5	0.5	12	0	1	3	0	1	26	2.6
2013	9-4	145	16.1	25	62	.403	13	34	.382	2	4	.500	8	11	19	2.1	12	0	5	6	2	6	65	7.2
Totals	35-17	495	14.1	52	157	.331	34	101	.337	17	30	.567	14	32	46	1.3	55	1	9	24	5	18	155	4.4



#33 - RJ SLAWSON

JUNIOR | FORWARD | 6'8" | 220 | 2 LETTERS
CHARLESTON, S.C./FORT DORCHESTER

SLAWSON'S CAREER HIGHS

POINTS
13, vs. North Carolina (Nov. 25, 2011)

FIELD GOALS
6, vs. North Carolina (Nov. 25, 2011)

FIELD GOAL ATTEMPTS
10, vs. North Carolina (Nov. 25, 2011)

3-POINT FIELD GOALS
2, 4 times, last vs. SC State (Jan. 3, 2012)

3-POINT FIELD GOAL ATTEMPTS
4, vs. SC State (Jan. 3, 2012)

FREE THROWS
4, 3 times, last vs. Providence (Dec. 1, 2011)

FREE THROW ATTEMPTS
6, twice, last vs. Manhattan (Dec. 22, 2012)

REBOUNDS
14, vs. North Carolina (Nov. 25, 2011)

ASSISTS
3, twice, last vs. Rider (Nov. 19, 2012)

BLOCKS
4, vs. North Carolina (Nov. 25, 2011)

STEALS
3, vs. SC State (Jan. 3, 2012)

MINUTES PLAYED
31, vs. North Carolina (Nov. 25, 2011)

SLAWSON'S SEASON HIGHS

POINTS
12, vs. Missouri (Jan. 22, 2013)

FIELD GOALS
5, vs. Missouri (Jan. 22, 2013)

FIELD GOAL ATTEMPTS
7, twice, last vs. Missouri (Jan. 22, 2013)

3-POINT FIELD GOALS
1, 3x, vs. Kentucky (Feb. 5, 2013)

3-POINT FIELD GOAL ATTEMPTS
2, twice, last vs. Kentucky (Feb. 5, 2013)

FREE THROWS
4, vs. LSU (Jan. 16, 2013)

FREE THROW ATTEMPTS
6, vs. Manhattan (Dec. 22, 2012)

REBOUNDS
8, vs. Elon (Nov. 21, 2012)

ASSISTS
3, vs. Rider (Nov. 19, 2012)

BLOCKS
3, vs. Presbyterian (Dec. 29, 2012)

STEALS
2, 3 times, last vs. Vandy (Jan. 19, 2013)

MINUTES PLAYED
28, vs. Missouri (Jan. 22, 2013)

2012-13

Opponent	Date	GS	Min	FG-FGA	Pct	3FG-FGA	Pct	FT-FTA	Pct	Off	Def	Tot	Avg	PF	FO	A	TO	Blk	Stl	Pts	Avg	
MILWAUKEE	11/11/12	*	14	0-1	.000	0-0	.000	0-0	.000	0	2	2	2.0	1	0	0	0	0	0	0	0	0
MORGAN STATE	11/16/12	*	26	4-7	.500	0-0	.000	2-2	1.000	6	1	7	4.5	5	1	2	3	1	1	10	5.0	
RIDER	11/19/12	*	19	0-3	.364	0-1	.000	2-2	1.000	2	1	3	4.0	4	0	3	2	0	0	2	4.0	
ELON	11/21/12	*	24	2-4	.400	0-0	.000	3-4	.875	4	4	8	5.0	4	0	1	2	1	1	7	4.8	
vs. Missouri State	11/24/12	*	15	0-4	.316	0-2	.000	0-0	.875	0	4	4	4.8	4	0	0	1	1	0	0	3.8	
vs. UALR	11/25/12	*	17	2-4	.348	0-1	.000	0-0	.875	2	2	4	4.7	5	1	1	2	1	2	4	3.8	
at St. John's	11/29/12	*	21	2-2	.400	0-0	.000	2-4	.750	3	1	4	4.6	2	0	0	1	0	1	6	4.1	
CLEMSON	12/2/12	*	13	1-2	.407	0-0	.000	0-1	.692	1	2	3	4.4	4	0	1	0	1	0	2	3.9	
JACKSONVILLE	12/7/12	*	10	1-4	.387	0-0	.000	2-4	.647	2	0	2	4.1	4	0	1	1	1	0	4	3.9	
APPALACHIAN ST	12/19/12	*	13	3-6	.405	1-1	.200	2-2	.684	2	1	3	4.0	4	0	0	2	0	1	9	4.4	
vs. Manhattan	12/22/12		18	2-4	.415	0-0	.200	3-6	.640	2	2	4	4.0	1	0	0	1	0	2	7	4.6	
PRESBYTERIAN	12/29/12		16	1-4	.400	0-0	.200	3-4	.655	3	2	5	4.1	3	0	1	0	3	1	5	4.7	
SC STATE	1/5/13		13	4-5	.440	0-0	.200	1-1	.667	0	1	1	3.8	4	0	0	0	0	0	9	5.0	
at Miss State	1/9/13		8	0-0	.440	0-0	.200	3-4	.676	1	3	4	3.9	2	0	0	1	0	0	3	4.9	
AUBURN	1/12/13		9	2-5	.436	0-1	.167	0-0	.676	2	3	5	2.5	4	0	1	1	0	0	4	4.8	
at LSU	1/16/13		21	3-4	.458	1-1	.286	4-5	.692	3	2	5	4.0	4	0	0	1	0	0	11	5.2	
VANDERBILT	1/19/13		16	0-3	.435	0-1	.250	0-0	.692	0	2	2	3.9	3	0	1	2	0	2	0	4.9	
at Missouri	1/22/13		28	5-7	.464	0-0	.250	2-2	.707	4	2	6	4.0	5	1	0	0	0	1	12	5.3	
ARKANSAS	1/26/13		13	1-2	.465	0-0	.250	1-2	.698	2	1	3	3.9	4	0	2	1	1	0	3	5.2	
at Florida	1/30/13		21	0-2	.452	0-1	.222	0-0	.698	1	2	3	3.9	3	0	0	2	0	0	0	4.9	
GEORGIA	2/2/13		17	0-2	.440	0-1	.200	2-2	.711	2	4	6	4.0	2	0	1	1	1	0	2	4.8	
at Kentucky	2/5/13		13	1-4	.430	1-2	.250	0-0	.711	0	1	1	3.9	3	0	0	0	1	0	3	4.7	
TENNESSEE	2/10/13																					
LSU	2/14/13																					
at Alabama	2/16/13																					
OLE MISS	2/20/13																					
at Georgia	2/23/13																					
MISSOURI	2/28/13																					
at Texas A&M	3/2/13																					
MISS STATE	3/6/13																					
at Vanderbilt	3/9/13																					

SEASON NOTES

Earned the start in season opener vs. Milwaukee (Nov. 11), pulled down just two rebounds in 14 minutes ... Posted 10 points and seven rebounds, including six on the offensive glass, vs. Morgan State (Nov. 16) ... Matched career high with three assists vs. Rider (Nov. 19) ... Collected a season high eight rebounds vs. Elon (Nov. 21) ... Collected four rebounds vs. Missouri State (Nov. 24) ... Scored four points, collected four rebounds and earned two steals vs. UALR (Nov. 25) ... Posted six points and four rebounds vs. St. John's (Nov. 29) ... Collected three rebounds vs. Clemson (Dec. 2) ... Scored four points and posted one block vs. Jacksonville (Dec. 7) ... Was in foul trouble early vs. the Dolphins, collecting three fouls in first eight minutes of the contest ... Posted nine points in victory vs. Appalachian State (Dec. 19) ... Scored seven points and pulled down four rebounds with two steals vs. Manhattan (Dec. 22) ... Blocked a season high three shots vs. Presbyterian (Dec. 29) ... Scored nine points off the bench vs. SC State (Jan. 5) ... Collected four rebounds and scored three points, all from the foul line, in SEC opener at Miss. State (Jan. 9) ... Posted four points and collected five rebounds in nine minutes off the bench vs. Auburn (Jan. 12) ... Solid in win at LSU (Jan. 16), posting a season high 11 points off the bench, including a 4-of-5 effort from the free throw line ... Matched season high with two steals vs. Vandy (Jan. 19) ... Tallied a season high 12 points in a season high 28 minutes at Missouri (Jan. 22) ... Posted two assists and three rebounds in win vs. Arkansas (Jan. 26) ... Collected three rebounds vs. Florida (Jan. 30) ... Pulled down six rebounds vs. Georgia (Feb. 2) ... Tallied three points at Kentucky (Feb. 5) ...

CAREER STATISTICS

Season	GP-GS	Min	Avg	FG	FGA	Pct	3FG	3FGA	Pct	FT	FTA	Pct	Off	Def	Tot	Avg	PF	FO	Ast	TO	Blk	Stl	Pts	Avg
2010-11	28-0	252	9.0	24	58	.414	6	19	.316	9	11	.818	22	37	59	2.1	40	1	4	14	5	7	63	2.3
2011-12	31-5	553	17.8	52	119	.437	11	41	.268	23	37	.622	50	73	123	4.0	81	1	18	31	20	23	138	4.5
2012-13	22-10	365	16.6	34	79	.430	3	12	.250	32	45	.711	42	43	85	3.9	75	3	15	24	12	12	103	4.7
Totals	80-15	1170	14.4	110	256	.430	20	72	.278	64	93	.688	114	153	267	3.3	196	5	37	69	37	42	304	3.8

CAREER SEC STATISTICS

Season	GP-GS	Min	Avg	FG	FGA	Pct	3FG	3FGA	Pct	FT	FTA	Pct	Off	Def	Tot	Avg	PF	FO	Ast	TO	Blk	Stl	Pts	Avg
2011	15-0	153	10.2	11	32	.344	4	11	.364	4	4	1.000	11	20	31	2.1	27	1	0	4	2	4	30	2.0
2012	16-5	256	16.0	19	46	.413	3	17	.176	9	14	.643	23	27	50	3.1	40	0	7	16	5	10	50	3.1
2013	9-0	146	16.2	12	29	.414	2	7	.286	12	15	.800	15	20	35	3.9	30	1	5	9	3	3	38	4.2
Totals	40-5	555	13.9	42	107	.393	9	35	.257	25	33	.758	49	67	116	2.9	97	2	12	29	10	17	118	3.0



#5 - ERIC SMITH

JUNIOR | GUARD | 5'11" | 205 | 2 LETTERS
MULLINS, S.C./CHRIST SCHOOL

SMITH'S CAREER HIGHS

POINTS
18, vs. Tenn. State (Nov. 20, 2011)

FIELD GOALS
6, twice, last vs. Providence (Dec. 1, 2011)

FIELD GOAL ATTEMPTS
13, vs. Providence (Dec. 1, 2011)

3-POINT FIELD GOALS
5, vs. Tenn. State (Nov. 20, 2011)

3-POINT FIELD GOAL ATTEMPTS
8, vs. Providence (Dec. 1, 2011)

FREE THROWS
6, vs. Morgan State (Nov. 16, 2012)

FREE THROW ATTEMPTS
9, vs. Morgan State (Nov. 16, 2012)

REBOUNDS
4, vs. SC State (Jan. 5, 2013)

ASSISTS
9, vs. Appalachian State (Dec. 19, 2012)

BLOCKS
1, vs. Milwaukee (Nov. 12, 2012)

STEALS
3, vs. UALR (Nov. 25, 2012)

MINUTES PLAYED
38, vs. Milwaukee (Nov. 11, 2012)

SMITH'S SEASON HIGHS

POINTS
17, vs. Morgan State (Nov. 16, 2012)

FIELD GOALS
5, vs. Morgan State (Nov. 16, 2012)

FIELD GOAL ATTEMPTS
9, twice, last vs. Missouri (Jan. 22, 2013)

3-POINT FIELD GOALS
2, vs. Auburn (Jan. 12, 2013)

3-POINT FIELD GOAL ATTEMPTS
5, vs. Missouri (Jan. 22, 2013)

FREE THROWS
6, vs. Morgan State (Nov. 16, 2012)

FREE THROW ATTEMPTS
9, vs. Morgan State (Nov. 16, 2012)

REBOUNDS
4, vs. SC State (Jan. 5, 2013)

ASSISTS
9, vs. Appalachian State (Dec. 19, 2012)

BLOCKS
1, vs. Milwaukee (Nov. 11, 2012)

STEALS
3, vs. UALR (Nov. 25, 2012)

MINUTES PLAYED
38, vs. Milwaukee (Nov. 11, 2012)

2012-13

Opponent	Date	GS	Min	FG-FGA	Pct	3FG-3FGA	Pct	FT-FTA	Pct	Off	Def	Tot	Avg	PF	FO	A	TO	Blk	Stl	Pts	Avg
MILWAUKEE	11/11/12	*	38	2-9	.222	0-1	.000	2-2	1.000	0	1	1	1.0	1	0	4	4	1	1	6	6.0
MORGAN STATE	11/16/12	*	25	5-9	.389	1-3	.250	6-9	.727	0	2	2	1.5	1	0	0	3	0	0	17	11.5
RIDER	11/19/12	*	23	2-6	.375	0-3	.143	2-4	.667	1	1	2	1.7	4	0	3	1	0	1	6	9.7
ELON	11/21/12	*	20	1-5	.345	1-1	.250	0-0	.667	0	1	1	1.5	2	0	1	2	0	1	3	8.0
vs. Missouri State	11/24/12	*	33	0-2	.323	0-1	.222	2-2	.706	0	2	2	1.6	1	0	6	6	0	0	2	6.8
vs. UALR	11/25/12	*	30	4-7	.368	1-2	.273	3-4	.714	0	3	3	1.8	1	0	5	3	0	3	12	7.7
at St. John's	11/29/12	*	24	1-7	.333	1-4	.267	0-0	.714	2	0	2	1.9	4	0	2	2	0	0	3	7.0
CLEMSON	12/2/12	*	24	1-5	.320	0-1	.250	0-1	.682	1	2	3	2.0	2	0	3	2	0	1	2	6.4
JACKSONVILLE	12/7/12	*	24	3-7	.333	1-2	.278	0-0	.682	0	3	3	2.1	3	0	7	1	0	1	7	6.4
APPALACHIAN ST	12/19/12	*	23	2-3	.350	0-1	.263	1-2	.667	0	2	2	2.1	1	0	9	2	0	1	5	6.3
vs. Manhattan	12/22/12	*	28	1-5	.338	0-3	.227	1-1	.680	0	2	2	2.1	1	0	3	7	0	0	3	6.0
PRESBYTERIAN	12/29/12	*	28	1-5	.329	1-2	.250	0-0	.680	0	0	0	1.9	0	0	5	1	0	1	3	5.8
SC STATE	1/5/13	*	35	2-6	.329	0-1	.240	1-2	.667	2	2	4	2.1	0	0	7	3	0	0	5	5.7
at Miss State	1/9/13	*	35	4-7	.349	0-1	.231	0-1	.643	1	2	3	2.1	1	0	5	2	0	0	8	5.9
AUBURN	1/12/13	*	31	3-6	.360	2-4	.267	2-4	.625	0	0	0	2.0	1	0	2	3	0	0	10	6.1
at LSU	1/16/13	*	36	1-5	.351	0-1	.258	3-4	.639	0	0	0	1.9	0	0	1	2	0	1	5	6.1
VANDERBILT	1/19/13	*	28	1-5	.343	0-2	.242	3-3	.667	0	1	1	1.8	1	0	0	0	0	0	5	6.0
at Missouri	1/22/13	*	20	3-9	.343	1-5	.237	0-0	.667	0	1	1	1.8	2	0	1	1	0	0	7	6.1
ARKANSAS	1/28/13	*	27	3-6	.351	1-2	.250	0-0	.667	0	0	0	1.7	1	0	3	1	0	0	7	6.1
at Florida	1/30/13	*	35	2-8	.344	1-3	.256	0-0	.667	0	0	0	1.6	0	0	0	3	0	1	5	6.1
GEORGIA	2/2/13	*	23	1-4	.341	1-3	.261	0-0	.667	0	2	2	1.6	1	0	2	0	0	1	3	5.9
at Kentucky	2/5/13		17	1-5	.336	0-2	.250	0-0	.667	0	0	0	1.5	2	0	2	1	0	0	2	5.7
TENNESSEE	2/10/13																				
LSU	2/14/13																				
at Alabama	2/16/13																				
OLE MISS	2/20/13																				
at Georgia	2/23/13																				
MISSOURI	2/28/13																				
at Texas A&M	3/2/13																				
MISS STATE	3/6/13																				
at Vanderbilt	3/9/13																				

SEASON NOTES

Solid in season opener vs. Milwaukee (Nov. 11), posting six points and four assists ... Was just one point shy of matching career high with 17 vs. Morgan State (Nov. 16) ... Set career highs with six made free throws and nine attempts vs. the Bears ... Was in foul trouble, but posted three assists and six points vs. Rider (Nov. 19) ... Posted an assist and steal, with three points vs. Elon (Nov. 21) ... Dished a season high six assists vs. Missouri State (Nov. 24) ... Scored 12 points and dished five assists vs. UALR (Nov. 25) ... Also career high three steals vs. UALR ... Scored three points and posted two assists vs. St. John's (Nov. 29) ... Was in foul trouble early vs. the Red Storm ... Matched career high with three rebounds vs. Clemson (Dec. 2); also three assists vs. Tigers ... Dished seven assists, against just one turnover, vs. Jacksonville (Dec. 7) ... Set a career high with nine assists vs. Appalachian State (Dec. 19); committed just two turnovers in the contest ... Dished three assists, but committed seven turnovers in win vs. Manhattan (Dec. 22) ... Collected five assists in win vs. Presbyterian (Dec. 29), committing just one turnover ... Posted seven assists and just three turnovers vs. SC State (Jan. 5) ... Dished five assists and scored eight points in SEC opener at Miss. State (Jan. 9) ... Posted 10 points, including two clutch back-to-back 3s in the second half, vs. Auburn (Jan. 12); also posted two assists ... Posted five points, one assist and one steal in win at LSU (Jan. 16) ... Scored five points, including a 3-of-3 effort from the free throw line vs. Vandy (Jan. 19) ... Posted seven points at Missouri (Jan. 22) ... Hit 3-of-6 attempts from the floor for seven points, while dishing three assists with just one turnover in win vs. Arkansas (Jan. 26) ... Tallied five points vs. Florida (Jan. 30) ... Scored three points and posted two assists vs. Georgia (Feb. 2) ...

CAREER STATISTICS

Season	GP-GS	Min	Avg	FG	FGA	Pct	3FG	3FGA	Pct	FT	FTA	Pct	Off	Def	Tot	Avg	PF	FO	Ast	TO	Blk	Stl	Pts	Avg
2010-11	28-0	371	13.3	20	66	.303	8	35	.229	20	32	.625	6	16	22	0.8	29	0	42	25	0	6	68	2.4
2011-12	28-13	399	14.3	42	102	.412	20	50	.400	11	18	.611	3	23	26	0.9	27	1	33	36	0	11	115	4.1
2012-13	22-21	607	27.6	44	131	.336	12	48	.250	26	39	.667	7	27	34	1.5	30	0	71	50	1	13	126	5.7
Totals	78-34	1377	17.7	106	299	.355	40	133	.301	57	89	.640	16	66	82	1.1	86	1	146	111	1	30	309	4.0

CAREER SEC STATISTICS

Season	GP-GS	Min	Avg	FG	FGA	Pct	3FG	3FGA	Pct	FT	FTA	Pct	Off	Def	Tot	Avg	PF	FO	Ast	TO	Blk	Stl	Pts	Avg
2011	16-0	260	16.3	15	49	.306	6	24	.250	13	17	.765	6	7	13	0.8	18	0	23	15	0	4	49	3.1
2012	13-2	103	7.9	6	26	.231	2	9	.222	6	6	1.000	0	9	9	0.7	4	0	8	8	0	3	20	1.5
2013	9-8	252	28.0	19	55	.345	6	23	.261	8	12	.667	1	6	7	0.8	9	0	16	13	0	3	52	5.8
Totals	38-10	615	16.2	40	130	.3078	14	56	.250	27	35	.771	7	22	29	0.8	31	0	47	36	0	10	121	3.2



#1 - BRENTON WILLIAMS

JUNIOR | GUARD | 5'11" | 175 | 1 LETTER
KISSIMMEE, FLA./OSCEOLA/SANTA FE COLLEGE

WILLIAMS' CAREER HIGHS

- POINTS**
22, vs. Rider (Nov. 19, 2012)
- FIELD GOALS**
7, vs. Rider (Nov. 19, 2012)
- FIELD GOAL ATTEMPTS**
13, vs. Morgan State (Nov. 16, 2012)
- 3-POINT FIELD GOALS**
5, vs. Rider (Nov. 19, 2012)
- 3-POINT FIELD GOAL ATTEMPTS**
8, twice, last vs. Manhattan (Dec. 22, 2012)
- FREE THROWS**
8, twice, last vs. Milwaukee (Nov. 11, 2012)
- FREE THROW ATTEMPTS**
8, twice, last vs. Milwaukee (Nov. 11, 2012)
- REBOUNDS**
5, vs. Missouri (Jan. 22, 2013)
- ASSISTS**
4, vs. Rider (Nov. 19, 2012)
- BLOCKS**
1, 5 times, last vs. App State (Dec. 19, 2012)
- STEALS**
5, vs. Western Carolina (Nov. 11, 2011)
- MINUTES PLAYED**
38, vs. Rider (Nov. 19, 2012)

WILLIAMS' SEASON HIGHS

- POINTS**
22, vs. Rider (Nov. 19, 2012)
- FIELD GOALS**
7, twice, last vs. UALR (Nov. 25, 2012)
- FIELD GOAL ATTEMPTS**
13, twice, last vs. LSU (Jan. 16, 2013)
- 3-POINT FIELD GOALS**
5, vs. Rider (Nov. 19, 2012)
- 3-POINT FIELD GOAL ATTEMPTS**
8, twice, last vs. Manhattan (Dec. 22, 2012)
- FREE THROWS**
9, vs. LSU (Jan. 16, 2013)
- FREE THROW ATTEMPTS**
10, vs. LSU (Jan. 16, 2013)
- REBOUNDS**
5, vs. Missouri (Jan. 22, 2013)
- ASSISTS**
4, twice, last vs. App State (Dec. 19, 2012)
- BLOCKS**
1, 3 times, last vs. App State (Dec. 19, 2012)
- STEALS**
2, 5 times, last vs. Missouri (Jan. 22, 2013)
- MINUTES PLAYED**
38, vs. Rider (Nov. 19, 2012)

2012-13

Opponent	Date	GS	Min	FG-FGA	Pct	3FG-FGA	Pct	FT-FTA	Pct	Off	Def	Tot	Avg	PF	FO	A	TO	Blk	Stl	Pts	Avg
MILWAUKEE	11/11/12	13	3-6	.500	0-2	.000	8-8	1.000	0	1	1	1.0	3	0	0	4	0	1	14	14.0	
MORGAN STATE	11/16/12	* 27	5-13	.421	1-4	.167	3-3	1.000	0	3	3	2.0	0	0	2	3	0	0	14	14.0	
RIDER	11/19/12	* 38	7-12	.484	5-8	.429	3-3	1.000	0	4	4	2.7	3	0	4	0	1	0	22	16.7	
ELON	11/21/12	* 24	2-6	.459	1-3	.412	4-6	.900	1	2	3	2.8	2	0	0	4	1	1	9	14.8	
vs. Missouri State	11/24/12	13	1-2	.462	0-0	.000	3-4	.875	0	2	2	2.6	4	0	3	2	0	0	5	12.8	
vs. UALR	11/25/12	23	7-7	.543	1-1	.444	2-2	.885	1	0	1	2.3	0	0	0	3	0	2	17	13.5	
at St. John's	11/29/12	12	4-7	.547	2-4	.455	0-0	.885	0	2	2	2.3	0	0	1	0	0	1	10	13.0	
CLEMSON	12/2/12	33	5-11	.531	2-7	.414	4-4	.900	2	1	3	2.4	2	0	0	2	0	0	16	13.4	
JACKSONVILLE	12/7/12	* 20	4-5	.551	4-5	.471	0-0	.900	0	0	0	2.1	1	0	0	0	0	0	12	13.2	
APPALACHIAN ST	12/19/12	28	3-4	.562	2-2	.500	3-5	.857	0	1	1	2.0	2	0	4	1	1	1	11	13.0	
vs. Manhattan	12/22/12	* 35	5-11	.548	3-8	.477	4-5	.850	0	1	1	1.9	2	0	2	0	1	2	17	13.4	
PRESBYTERIAN	12/29/12	* 26	3-6	.544	1-2	.478	2-4	.818	0	1	1	1.8	1	0	1	1	0	2	9	13.0	
SC STATE	1/5/13	25	4-8	.541	1-3	.469	5-7	.804	0	1	1	1.8	1	0	1	0	0	2	14	13.1	
at Miss State	1/9/13	6	1-4	.529	0-1	.460	0-0	.804	0	1	1	1.7	0	0	0	1	0	1	2	12.3	
AUBURN	1/12/13	6	0-3	.514	0-1	.451	0-0	.804	0	0	0	1.6	0	0	0	1	0	0	0	11.5	
at LSU	1/16/13	36	3-13	.483	1-7	.414	9-10	.820	0	1	1	1.6	3	0	2	4	0	1	16	11.8	
VANDERBILT	1/19/13	25	3-10	.469	3-7	.415	7-8	.826	0	2	2	1.6	3	0	2	1	0	1	16	12.0	
at Missouri	1/22/13	27	5-11	.468	4-6	.437	2-2	.831	0	5	5	1.8	2	0	1	0	0	2	16	12.2	
ARKANSAS	1/28/13	15	0-4	.455	0-1	.431	0-0	.831	1	2	3	1.8	1	0	1	1	0	0	0	11.6	
at Florida	1/30/13	5	0-2	.448	0-1	.425	0-0	.831	0	0	0	1.8	0	0	1	0	0	0	0	11.0	
GEORGIA	2/2/13	21	1-4	.443	0-2	.413	0-0	.831	0	3	3	1.8	3	0	1	1	0	0	2	10.6	
at Kentucky	2/5/13	* 18	1-5	.435	0-3	.397	2-2	.836	0	0	0	1.7	0	0	1	0	0	0	4	10.3	
TENNESSEE	2/10/13																				
LSU	2/14/13																				
at Alabama	2/16/13																				
OLE MISS	2/20/13																				
at Georgia	2/23/13																				
MISSOURI	2/28/13																				
at Texas A&M	3/2/13																				
MISS STATE	3/6/13																				
at Vanderbilt	3/9/13																				

SEASON NOTES

Instrumental in season opener win vs. Milwaukee (Nov. 11), scored 14 points, including 12 during overtime to secure the win; was a perfect 8-of-8 from the free throw line in overtime ... Earned first-career start vs. Morgan State (Nov. 16), posting 14 points and matching career best with two assists ... Career night vs. Rider (Nov. 19), posting all-time highs in points (22), made 3-point baskets (5), 3-point attempts (8) and minutes played (38) ... Scored nine points, all in the second half, vs. Elon (Nov. 21) ... Scored five points vs. Missouri State (Nov. 24) ... Posted 17 points on 7-of-7 shooting from the field vs. UALR (Nov. 25) ... Suffered a neck injury in contest vs. St. John's (Nov. 29) ... Was transported to a local hospital in Queens, N.Y.; was released shortly after and returned to Columbia with the team ... Team high 16 points and three rebounds vs. Clemson (Dec. 2) ... Scored 12 points, hitting four 3s vs. Jacksonville (Dec. 7) ... Scored 11 points and dished four assists in 28 minutes off the bench vs. Appalachian State (Dec. 19) ... Played 35 minutes in win vs. Manhattan (Dec. 22), scoring a team best 17 points, while collecting two steals ... Collected two steals and posted nine points in win vs. Presbyterian (Dec. 29) ... Contributed 14 points off the bench, while collecting a team high two steals in win vs. SC State (Jan. 5) ... Saw action at Miss. State (Jan. 9), scoring two points and collecting one steal ... Saw action vs. Auburn (Jan. 19) ... Fantastic off the bench at LSU (Jan. 16), hitting 9-of-10 from the free throw line, contributing 16 points and two assists ... Only Gamecock in double figures vs. Vandy (Jan. 19) with a team high 16 points off the bench; was 7-of-8 from the free throw line vs. the Commodores ... Posted double-figure points, hitting 16 for the third-straight game, at Missouri (Jan. 22) ... Collected one assist vs. Arkansas (Jan. 26) ... Collected three rebounds vs. Georgia (Feb. 2) ... Earned first-career SEC start at Kentucky (Feb. 5), scoring four points ...

CAREER STATISTICS

Season	GP-GS	Min	Avg	FG	FGA	Pct	3FG	3FGA	Pct	FT	FTA	Pct	Off	Def	Tot	Avg	PF	FO	Ast	TO	Blk	Stl	Pts	Avg
2011-12	23-0	323	14.0	46	117	.393	26	66	.394	23	28	.821	4	15	19	0.8	27	1	13	19	2	15	141	6.1
2012-13	22-7	476	21.6	67	154	.435	31	78	.397	61	73	.836	5	33	38	1.7	33	0	27	29	4	17	226	10.3
Totals	45-7	799	17.8	113	271	.417	57	144	.396	84	101	.832	9	48	57	1.3	60	1	40	48	6	32	367	8.2

CAREER SEC STATISTICS

Season	GP-GS	Min	Avg	FG	FGA	Pct	3FG	3FGA	Pct	FT	FTA	Pct	Off	Def	Tot	Avg	PF	FO	Ast	TO	Blk	Stl	Pts	Avg
2012	15-0	230	15.3	32	83	.386	20	50	.400	11	14	.786	4	12	16	1.1	20	1	7	10	2	7	95	6.3
2013	9-1	159	17.7	14	56	.250	8	29	.276	20	22	.909	1	14	15	1.7	12	0	9	9	0	5	56	6.2
Totals	24-1	389	16.2	46	139	.331	28	79	.354	31	36	.861	5	26	31	1.3	32	1	16	19	2	12	151	6.3



#45 - CARLTON GEATHERS

R-SO. | FORWARD | 6'10" | 255 | 1 LETTER
 GEORGETOWN, S.C./CARVERS BAY

GEATHERS' CAREER HIGHS

POINTS
 4, 3 times, last vs. SC State (Jan. 3, 2012)

FIELD GOALS
 2, twice, last vs. SC State (Jan. 3, 2012)

FIELD GOAL ATTEMPTS
 4, vs. Western Carolina (Nov. 11, 2011)

3-POINT FIELD GOALS
 -

3-POINT FIELD GOAL ATTEMPTS
 -

FREE THROWS
 2, 3 times, last at Tennessee (Feb. 8, 2012)

FREE THROW ATTEMPTS
 2, 6 times, last at Georgia (March 3, 2012)

REBOUNDS
 6, vs. Western Carolina (Nov. 11, 2011)

ASSISTS
 1, vs. SC State (Jan. 3, 2012)

BLOCKS
 3, 3 times, last at Georgia (March 3, 2012)

STEALS
 2, vs. Vanderbilt (Jan. 10, 2012)

MINUTES PLAYED
 21, vs. Tennessee (Feb. 25, 2012)

GEATHERS' SEASON HIGHS

POINTS
 -

FIELD GOALS
 -

FIELD GOAL ATTEMPTS
 -

3-POINT FIELD GOALS
 -

3-POINT FIELD GOAL ATTEMPTS
 -

FREE THROWS
 -

FREE THROW ATTEMPTS
 -

REBOUNDS
 -

ASSISTS
 -

BLOCKS
 -

STEALS
 -

MINUTES PLAYED
 -

2012-13

Opponent	Date	GS	Min	FG-FGA	Pct	3FG-FGA	Pct	FT-FTA	Pct	Off	Def	Tot	Avg	PF	FO	A	TO	Blk	Stl	Pts	Avg	
MILWAUKEE	11/11/12	-	-	-	-	-	-	DNP - injured	-	-	-	-	-	-	-	-	-	-	-	-	-	-
MORGAN STATE	11/16/12	-	-	-	-	-	-	DNP - injured	-	-	-	-	-	-	-	-	-	-	-	-	-	-
RIDER	11/19/12	-	-	-	-	-	-	DNP - injured	-	-	-	-	-	-	-	-	-	-	-	-	-	-
ELON	11/21/12	-	-	-	-	-	-	DNP - injured	-	-	-	-	-	-	-	-	-	-	-	-	-	-
vs. Missouri State	11/24/12	-	-	-	-	-	-	DNP - injured	-	-	-	-	-	-	-	-	-	-	-	-	-	-
vs. UALR	11/25/12	-	-	-	-	-	-	DNP - injured	-	-	-	-	-	-	-	-	-	-	-	-	-	-
at St. John's	11/29/12	-	-	-	-	-	-	DNP - injured	-	-	-	-	-	-	-	-	-	-	-	-	-	-
CLEMSON	12/2/12	-	-	-	-	-	-	DNP - injured	-	-	-	-	-	-	-	-	-	-	-	-	-	-
JACKSONVILLE	12/7/12	-	-	-	-	-	-	DNP - injured	-	-	-	-	-	-	-	-	-	-	-	-	-	-
APPALACHIAN ST	12/19/12	-	-	-	-	-	-	DNP - injured	-	-	-	-	-	-	-	-	-	-	-	-	-	-
vs. Manhattan	12/22/12	-	-	-	-	-	-	DNP - injured	-	-	-	-	-	-	-	-	-	-	-	-	-	-
PRESBYTERIAN	12/29/12	-	-	-	-	-	-	DNP - injured	-	-	-	-	-	-	-	-	-	-	-	-	-	-
SC STATE	1/5/13	-	-	-	-	-	-	DNP - injured	-	-	-	-	-	-	-	-	-	-	-	-	-	-
at Miss State	1/9/13	-	-	-	-	-	-	DNP - injured	-	-	-	-	-	-	-	-	-	-	-	-	-	-
AUBURN	1/12/13	-	-	-	-	-	-	DNP - injured	-	-	-	-	-	-	-	-	-	-	-	-	-	-
at LSU	1/16/13	-	-	-	-	-	-	DNP - injured	-	-	-	-	-	-	-	-	-	-	-	-	-	-
VANDERBILT	1/19/13	-	-	-	-	-	-	DNP - injured	-	-	-	-	-	-	-	-	-	-	-	-	-	-
at Missouri	1/22/13	-	-	-	-	-	-	DNP - injured	-	-	-	-	-	-	-	-	-	-	-	-	-	-
ARKANSAS	1/26/13	-	-	-	-	-	-	DNP - injured	-	-	-	-	-	-	-	-	-	-	-	-	-	-
at Florida	1/30/13	-	-	-	-	-	-	DNP - injured	-	-	-	-	-	-	-	-	-	-	-	-	-	-
GEORGIA	2/2/13	-	-	-	-	-	-	DNP - injured	-	-	-	-	-	-	-	-	-	-	-	-	-	-
at Kentucky	2/5/13	-	-	-	-	-	-	DNP - injured	-	-	-	-	-	-	-	-	-	-	-	-	-	-
TENNESSEE	2/10/13	-	-	-	-	-	-	-	-	-	-	-	-	-	-	-	-	-	-	-	-	-
LSU	2/14/13	-	-	-	-	-	-	-	-	-	-	-	-	-	-	-	-	-	-	-	-	-
at Alabama	2/16/13	-	-	-	-	-	-	-	-	-	-	-	-	-	-	-	-	-	-	-	-	-
OLE MISS	2/20/13	-	-	-	-	-	-	-	-	-	-	-	-	-	-	-	-	-	-	-	-	-
at Georgia	2/23/13	-	-	-	-	-	-	-	-	-	-	-	-	-	-	-	-	-	-	-	-	-
MISSOURI	2/28/13	-	-	-	-	-	-	-	-	-	-	-	-	-	-	-	-	-	-	-	-	-
at Texas A&M	3/2/13	-	-	-	-	-	-	-	-	-	-	-	-	-	-	-	-	-	-	-	-	-
MISS STATE	3/6/13	-	-	-	-	-	-	-	-	-	-	-	-	-	-	-	-	-	-	-	-	-
at Vanderbilt	3/9/13	-	-	-	-	-	-	-	-	-	-	-	-	-	-	-	-	-	-	-	-	-

SEASON NOTES

Out indefinitely after fracturing knee cap during the summer.

CAREER STATISTICS

Season	GP-GS	Min	Avg	FG	FGA	Pct	3FG	3FGA	Pct	FT	FTA	Pct	Off	Def	Tot	Avg	PF	FO	Ast	TO	Blk	Stl	Pts	Avg
2011-12	28-1	219	7.8	10	23	.435	0	0	.000	8	12	.667	15	28	43	1.5	24	0	1	7	17	6	28	1.0
2012-13																								
Totals																								

CAREER SEC STATISTICS

Season	GP-GS	Min	Avg	FG	FGA	Pct	3FG	3FGA	Pct	FT	FTA	Pct	Off	Def	Tot	Avg	PF	FO	Ast	TO	Blk	Stl	Pts	Avg
2012	13-1	98	7.5	2	7	.286	0	0	.000	5	8	.625	6	7	13	1.0	8	0	0	3	7	5	9	0.7
2013																								
Totals																								



#32 - DAMIEN LEONARD

SOPHOMORE | GUARD | 6'4" | 190 | 1 LETTER
GREENVILLE, S.C./J.L. MANN

LEONARD'S CAREER HIGHS

POINTS
19, vs. Kentucky (Feb. 4, 2012)

FIELD GOALS
7, vs. Kentucky (Feb. 4, 2012)

FIELD GOAL ATTEMPTS
17, vs. Elon (Nov. 15, 2011)

3-POINT FIELD GOALS
5, twice, last vs. vs. Auburn (Jan. 12, 2013)

3-POINT FIELD GOAL ATTEMPTS
11, twice, last vs. N. Carolina (Nov. 25, 2011)

FREE THROWS
3, vs. Presbyterian (Dec. 29, 2012)

FREE THROW ATTEMPTS
5, vs. Presbyterian (Dec. 29, 2012)

REBOUNDS
9, vs. Auburn (Jan. 12, 2013)

ASSISTS
3, at Ole Miss (Jan. 28, 2012)

BLOCKS
1, 4 times, last vs. Rider (Nov. 19, 2012)

STEALS
2, 3x, vs. Florida (Jan. 30, 2013)

MINUTES PLAYED
37, vs. Alabama (March 8, 2012)

LEONARD'S SEASON HIGHS

POINTS
17, vs. Auburn (Jan. 12, 2013)

FIELD GOALS
6, vs. Auburn (Jan. 12, 2013)

FIELD GOAL ATTEMPTS
14, vs. SC State (Jan. 5, 2013)

3-POINT FIELD GOALS
5, vs. Auburn (Jan. 12, 2013)

3-POINT FIELD GOAL ATTEMPTS
8, vs. Auburn (Jan. 12, 2013)

FREE THROWS
3, vs. Presbyterian (Dec. 29, 2012)

FREE THROW ATTEMPTS
5, vs. Presbyterian (Dec. 29, 2012)

REBOUNDS
9, vs. Auburn (Jan. 12, 2013)

ASSISTS
2, 4x, last vs. Kentucky (Feb. 5, 2013)

BLOCKS
1, vs. Morgan State (Nov. 16, 2012)

STEALS
2, vs. Florida (Jan. 30, 2013)

MINUTES PLAYED
33, vs. Auburn (Jan. 12, 2013)

2012-13

Opponent	Date	GS	Min	FG-FGA	Pct	3FG-FGA	Pct	FT-FTA	Pct	Off	Def	Tot	Avg	PF	FO	A	TO	Blk	Stl	Pts	Avg
MILWAUKEE	11/11/12	5	0-1	.000	0-1	.000	0-0	.000	1	0	1	1.0	1	0	0	0	0	0	0	0	0.0
MORGAN STATE	11/16/12	17	3-3	.750	0-0	.000	0-0	.000	0	2	2	1.5	1	0	0	2	1	0	6	3.0	
RIDER	11/19/12	7	2-6	.500	2-5	.333	0-0	.000	0	0	0	1.0	1	0	2	4	0	1	6	4.0	
ELON	11/21/12	19	2-6	.438	2-5	.364	0-0	.000	1	1	2	1.3	0	0	0	1	0	0	6	4.5	
vs. Missouri State	11/24/12	5	0-0	.438	0-0	.364	0-0	.000	0	0	0	1.0	1	0	0	1	0	1	0	3.6	
vs. UALR	11/25/12	7	0-1	.412	0-1	.333	0-0	.000	0	1	1	1.0	2	0	0	2	0	0	0	3.0	
at St. John's	11/29/12	4	0-1	.389	0-1	.308	0-0	.000	0	0	0	0.9	0	0	0	0	0	0	0	2.6	
CLEMSON	12/2/12	-	-	-	-	-	-	-	-	-	-	-	-	-	-	-	-	-	-	-	-
JACKSONVILLE	12/7/12	13	0-3	.333	0-2	.267	2-2	1.000	0	1	1	0.9	1	0	0	1	0	0	2	2.5	
APPALACHIAN ST	12/19/12	-	-	-	-	-	-	-	-	-	-	-	-	-	-	-	-	-	-	-	-
vs. Manhattan	12/22/12	13	0-2	.304	0-1	.250	0-0	1.000	0	1	1	0.9	3	0	1	1	0	1	0	2.2	
PRESBYTERIAN	12/29/12	25	5-8	.387	2-4	.300	3-5	.714	1	5	6	1.4	0	0	2	1	0	0	15	3.5	
SC STATE	1/5/13	29	3-14	.333	2-6	.308	2-2	.778	2	6	8	2.0	2	0	1	2	0	1	10	4.1	
at Miss State	1/8/13	12	0-2	.319	0-1	.296	0-0	.778	0	2	2	2.0	0	0	0	1	0	0	0	3.8	
AUBURN	1/12/13	33	6-9	.375	5-8	.371	0-1	.700	6	3	9	2.5	2	0	2	1	0	0	1	4.8	
at LSU	1/16/13	2	0-1	.368	0-0	.371	0-0	.700	0	0	0	2.4	0	0	0	0	0	0	0	4.4	
VANDERBILT	1/19/13	6	0-2	.356	0-1	.361	0-0	.700	0	0	0	2.2	0	0	0	0	0	0	0	4.1	
at Missouri	1/22/13	20	1-11	.314	0-5	.317	0-1	.636	2	3	5	2.4	2	0	0	3	0	2	4	4.0	
ARKANSAS	1/28/13	1	0-0	.314	0-0	.317	0-0	.636	0	0	0	2.2	0	0	0	0	0	0	0	3.8	
at Florida	1/30/13	23	1-6	.303	0-4	.289	2-2	.692	0	2	2	2.2	1	0	0	0	2	4	3.8		
GEORGIA	2/2/13	5	0-2	.295	0-1	.283	0-0	.692	0	0	0	2.1	1	0	0	0	0	0	0	3.6	
at Kentucky	2/5/13	29	2-5	.301	0-2	.271	2-2	.733	5	1	6	2.3	1	0	2	1	0	1	6	3.7	
TENNESSEE	2/10/13																				
LSU	2/14/13																				
at Alabama	2/16/13																				
OLE MISS	2/20/13																				
at Georgia	2/23/13																				
MISSOURI	2/28/13																				
at Texas A&M	3/2/13																				
MISS STATE	3/6/13																				
at Vanderbilt	3/9/13																				

SEASON NOTES

Saw action in the season opener vs. Milwaukee (Nov. 11), but continues to recover from surgery on a broken nose ... Scored six points on a perfect 3-of-3 shooting from the floor vs. Morgan State (Nov. 16) ... Posted six points and two assists vs. Rider (Nov. 19) ... Scored six points on two made 3s vs. Elon (Nov. 21) ... Saw action vs. Missouri State (Nov. 24) and UALR (Nov. 25) ... Saw action off the bench vs. St. John's (Nov. 29) ... Scored two points vs. Jacksonville (Dec. 7) ... Saw action vs. Manhattan (Dec. 22), dishing one assist and collecting one steal ... Scored 15 points for first double-digit scoring game of the season, while collecting six rebounds in win vs. Presbyterian (Dec. 29) ... Collected a career high eight rebounds, while adding 10 points in first start of the season vs. SC State (Jan. 5) ... Saw action at Miss. State (Jan. 9) ... Near career numbers vs. Auburn (Jan. 12) with 17 points on six made shots, including matching a career high of five made 3s; a near double-double with a team-best nine rebounds ... Hit just 1-of-11 attempts at Missouri (Jan. 22) ... Matched career high with two steals at Florida (Jan. 30) ... Dished two assists and scored six points at Kentucky (Feb. 5) ...

CAREER STATISTICS

Season	GP-GS	Min	Avg	FG	FGA	Pct	3FG	3FGA	Pct	FT	FTA	Pct	Off	Def	Tot	Avg	PF	FO	Ast	TO	Blk	Stl	Pts	Avg
2011-12	31-20	652	21.0	71	230	.309	54	171	.316	15	25	.600	11	31	42	1.4	45	0	14	36	2	14	211	6.8
2012-13	20-1	275	13.8	25	93	.301	13	48	.271	11	15	.733	18	28	46	2.3	19	0	10	21	1	7	74	3.7
Total	51-21	927	18.2	96	313	.307	67	219	.306	26	40	.650	29	59	88	1.7	64	0	24	57	3	21	285	5.6

CAREER SEC STATISTICS

Season	GP-GS	Min	Avg	FG	FGA	Pct	3FG	3FGA	Pct	FT	FTA	Pct	Off	Def	Tot	Avg	PF	FO	Ast	TO	Blk	Stl	Pts	Avg
2012	16-12	346	21.6	36	117	.308	25	85	.294	4	7	.571	5	15	20	1.3	22	0	7	14	1	7	101	6.3
2013	9-0	131	14.6	10	38	.263	5	22	.227	4	6	.667	13	11	24	2.7	7	0	4	6	0	3	29	3.2
Totals	25-12	477	19.1	46	155	.297	30	107	.280	8	13	.615	18	26	44	1.8	29	0	11	20	1	10	130	5.2



#55 - SHANE PHILLIPS

SENIOR | GUARD | 5'10" | 170 | 1 LETTER
PITTSBURGH, PA./WHEELING CENTRAL (W.VA.)

PHILLIPS' CAREER HIGHS

POINTS
 1, vs. SC State (Jan. 3, 2012)
FIELD GOAL ATTEMPTS
 3, vs. SC State (Jan. 3, 2012)
3-POINT FIELD GOAL ATTEMPTS
 2, vs. SC State (Jan. 3, 2012)
FREE THROWS
 1, vs. SC State (Jan. 3, 2012)
FREE THROW ATTEMPTS
 2, vs. SC State (Jan. 3, 2012)
MINUTES PLAYED
 5, vs. Jacksonville (Dec. 7, 2012)

PHILLIPS' SEASON HIGHS

POINTS
 -
FIELD GOALS
 -
FIELD GOAL ATTEMPTS
 1, twice, last vs. Jacksonville (Dec. 7, 2012)
3-POINT FIELD GOALS
 -
3-POINT FIELD GOAL ATTEMPTS
 1, twice, last vs. Jacksonville (Dec. 7, 2012)
FREE THROWS
 -
FREE THROW ATTEMPTS
 -
REBOUNDS
 -
ASSISTS
 1, vs. St. John's (Nov. 29, 2012)
BLOCKS
 -
STEALS
 -
MINUTES PLAYED
 5, vs. St. John's (Nov. 29, 2012)

2012-13

Opponent	Date	GS	Min	FG-FGA	Pct	3FG-FGA	Pct	FT-FTA	Pct	Off	Def	Tot	Avg	PF	FO	A	TO	Blk	Stl	Pts	Avg	
MILWAUKEE	11/11/12	-	-	-	-	-	-	-	-	-	-	-	-	-	-	-	-	-	-	-	-	-
MORGAN STATE	11/16/12	1	0-0	.000	0-0	.000	0-0	.000	0	0	0	0.0	0	0	0	0	0	0	0	0	0.0	
RIDER	11/19/12	-	-	-	-	-	-	-	-	-	-	-	-	-	-	-	-	-	-	-	-	-
ELON	11/21/12	-	-	-	-	-	-	-	-	-	-	-	-	-	-	-	-	-	-	-	-	-
vs. Missouri State	11/24/12	1	0-0	.000	0-0	.000	0-0	.000	0	0	0	0.0	0	0	0	0	0	0	0	0	0.0	
vs. UALR	11/25/12	1	0-0	.000	0-0	.000	0-0	.000	0	0	0	0.0	0	0	0	0	0	0	0	0	0.0	
at St. John's	11/29/12	5	0-1	.000	0-1	.000	0-0	.000	0	0	0	0.0	0	0	0	1	0	0	0	0	0.0	
CLEMSON	12/2/12	-	-	-	-	-	-	-	-	-	-	-	-	-	-	-	-	-	-	-	-	-
JACKSONVILLE	12/7/12	2	0-1	.000	0-1	.000	0-0	.000	0	0	0	0.0	0	0	0	0	0	0	0	0	0.0	
APPALACHIAN ST	12/19/12	-	-	-	-	-	-	-	-	-	-	-	-	-	-	-	-	-	-	-	-	-
vs. Manhattan	12/22/12	-	-	-	-	-	-	-	-	-	-	-	-	-	-	-	-	-	-	-	-	-
PRESBYTERIAN	12/29/12	2	0-0	.000	0-0	.000	0-0	.000	0	0	0	0.0	0	0	0	0	0	0	0	0	0.0	
SC STATE	1/5/13	-	-	-	-	-	-	-	-	-	-	-	-	-	-	-	-	-	-	-	-	-
at Miss State	1/9/13	-	-	-	-	-	-	-	-	-	-	-	-	-	-	-	-	-	-	-	-	-
AUBURN	1/12/13	-	-	-	-	-	-	-	-	-	-	-	-	-	-	-	-	-	-	-	-	-
at LSU	1/16/13	-	-	-	-	-	-	-	-	-	-	-	-	-	-	-	-	-	-	-	-	-
VANDERBILT	1/19/13	-	-	-	-	-	-	-	-	-	-	-	-	-	-	-	-	-	-	-	-	-
at Missouri	1/22/13	-	-	-	-	-	-	-	-	-	-	-	-	-	-	-	-	-	-	-	-	-
ARKANSAS	1/26/13	-	-	-	-	-	-	-	-	-	-	-	-	-	-	-	-	-	-	-	-	-
at Florida	1/30/13	1	0-0	.000	0-0	.000	0-0	.000	0	0	0	0.0	0	0	0	0	0	0	0	0	0.0	
GEORGIA	2/2/13	-	-	-	-	-	-	-	-	-	-	-	-	-	-	-	-	-	-	-	-	-
at Kentucky	2/5/13	2	0-0	.000	0-0	.000	0-0	.000	0	0	0	0.0	0	0	0	0	0	0	0	0	0.0	
TENNESSEE	2/10/13	-	-	-	-	-	-	-	-	-	-	-	-	-	-	-	-	-	-	-	-	-
LSU	2/14/13	-	-	-	-	-	-	-	-	-	-	-	-	-	-	-	-	-	-	-	-	-
at Alabama	2/16/13	-	-	-	-	-	-	-	-	-	-	-	-	-	-	-	-	-	-	-	-	-
OLE MISS	2/20/13	-	-	-	-	-	-	-	-	-	-	-	-	-	-	-	-	-	-	-	-	-
at Georgia	2/23/13	-	-	-	-	-	-	-	-	-	-	-	-	-	-	-	-	-	-	-	-	-
MISSOURI	2/28/13	-	-	-	-	-	-	-	-	-	-	-	-	-	-	-	-	-	-	-	-	-
at Texas A&M	3/2/13	-	-	-	-	-	-	-	-	-	-	-	-	-	-	-	-	-	-	-	-	-
MISS STATE	3/6/13	-	-	-	-	-	-	-	-	-	-	-	-	-	-	-	-	-	-	-	-	-
at Vanderbilt	3/9/13	-	-	-	-	-	-	-	-	-	-	-	-	-	-	-	-	-	-	-	-	-

SEASON NOTES

Did not see game action vs. Milwaukee (Nov. 11) ... Played one minute vs. Morgan State (Nov. 16) ... Saw time vs. Missouri State (Nov. 24) and UALR (Nov. 25) ... Posted an assist vs. St. John's (Nov. 29) ... Saw action vs. Jacksonville (Dec. 7) ... Played two minutes vs. Presbyterian (Dec. 29) ...

CAREER STATISTICS

Season	GP-GS	Min	Avg	FG	FGA	Pct	3FG	3FGA	Pct	FT	FTA	Pct	Off	Def	Tot	Avg	PF	FO	Ast	TO	Blk	Stl	Pts	Avg
2011-12	1-0	2	2.0	0	3	.000	0	2	.000	1	2	.500	0	0	0	0.0	0	0	0	1	0	0	1	1.0
2012-13	8-0	15	1.9	0	2	.000	0	2	.000	0	0	.000	0	0	0	0.0	0	0	1	2	0	0	0	0.0
Totals	8-0	15	1.9	0	5	.000	0	4	.000	1	2	.500	0	0	0	0.0	1	0	1	3	0	0	1	0.1

CAREER SEC STATISTICS

Season	GP-GS	Min	Avg	FG	FGA	Pct	3FG	3FGA	Pct	FT	FTA	Pct	Off	Def	Tot	Avg	PF	FO	Ast	TO	Blk	Stl	Pts	Avg
2013	2-0	3	1.5	0	0	.000	0	0	.000	0	0	.000	0	0	0	0.0	0	0	0	1	0	0	0	0.0



#0 - LASHAY PAGE

**SENIOR | GUARD | 6'2" | 195 | 2 LETTERS
DILLON, S.C./CHIPOLA JC/SOUTHERN MISS.**

PAGE'S CAREER HIGHS

- POINTS**
30, at Colorado State (Nov. 19, 2011)*
- FIELD GOALS**
11, at Colorado State (Nov. 19, 2011)*
- FIELD GOAL ATTEMPTS**
18, vs. Milwaukee (Nov. 11, 2012)
- 3-POINT FIELD GOALS**
8, at Colorado State (Nov. 19, 2011)*
- 3-POINT FIELD GOAL ATTEMPTS**
11, three times, last vs. E. Carolina (Jan. 4, 2012)*
- FREE THROWS**
7, twice, last vs. Missouri State (Nov. 24, 2012)
- FREE THROW ATTEMPTS**
8, vs. Missouri State (Nov. 24, 2012)
- REBOUNDS**
10, vs. Memphis (Feb. 1, 2012)*
- ASSISTS**
3, at Rice (Jan. 12, 2011)*
- BLOCKS**
2, vs. Alcorn State (Dec. 1, 2010)*
- STEALS**
2, 5 times, last vs. Morgan State (Nov. 16, 2012)
- MINUTES PLAYED**
46 vs. Murray State (Nov. 26, 2011)*

* at Southern Mississippi

PAGE'S SEASON HIGHS

- POINTS**
22, vs. Missouri State (Nov. 24, 2012)
- FIELD GOALS**
7, vs. Milwaukee (Nov. 11, 2012)
- FIELD GOAL ATTEMPTS**
18, vs. Milwaukee (Nov. 11, 2012)
- 3-POINT FIELD GOALS**
4, vs. Rider (Nov. 19, 2012)
- 3-POINT FIELD GOAL ATTEMPTS**
7, twice, last vs. UALR (Nov. 25, 2012)
- FREE THROWS**
7, vs. Missouri State (Nov. 24, 2012)
- FREE THROW ATTEMPTS**
8, vs. Missouri State (Nov. 24, 2012)
- REBOUNDS**
6, twice, last vs. Missouri State (Nov. 24, 2012)
- ASSISTS**
2, vs. Milwaukee (Nov. 11, 2012)
- BLOCKS**
1, vs. St. John's (Nov. 29, 2012)
- STEALS**
2, vs. Morgan State (Nov. 16, 2012)
- MINUTES PLAYED**
36, vs. Missouri State (Nov. 24, 2012)

2012-13

Opponent	Date	GS	Min	FG-FGA	Pct	3FG-3FGA	Pct	FT-FTA	Pct	Off	Def	Tot	Avg	PF	FO	A	TO	Blk	Stl	Pts	Avg
MILWAUKEE	11/11/12	*	35	7-18	.389	0-6	.000	5-7	.714	0	1	1	1.0	0	0	2	1	0	0	19	19.0
MORGAN STATE	11/16/12	*	30	6-13	.419	2-6	.167	6-6	.846	1	4	5	3.0	3	0	1	2	0	2	20	19.5
RIDER	11/19/12	*	22	4-9	.425	4-6	.333	0-0	.846	0	6	6	4.0	3	0	1	2	0	0	12	17.0
ELON	11/21/12	*	21	1-8	.375	1-4	.318	1-2	.800	1	2	3	3.8	3	0	1	3	0	1	4	13.8
vs. Missouri State	11/24/12	*	36	6-11	.407	3-7	.345	7-8	.826	0	6	6	4.2	2	0	0	2	0	0	22	15.4
vs. UALR	11/25/12	*	28	5-12	.408	3-7	.361	3-3	.846	0	4	4	4.2	1	0	1	1	0	0	16	15.5
at St. John's	11/29/12	*	13	1-7	.385	0-4	.325	0-0	.846	0	0	0	3.6	1	0	1	1	0	2	13.6	
CLEMSON	12/2/12	*	14	1-6	.369	1-2	.333	0-0	.846	2	1	3	3.5	2	0	1	1	0	0	3	12.3
JACKSONVILLE	12/7/12	-	-	-	-	-	-	DNP - illness	-	-	-	-	-	-	-	-	-	-	-	-	-
APPALACHIAN ST	12/19/12	*	21	1-9	.344	0-3	.311	5-5	.871	0	2	2	3.3	1	0	0	1	0	0	7	11.7
vs. Manhattan	12/22/12	-	-	-	-	-	-	DNP - Academic Issue	-	-	-	-	-	-	-	-	-	-	-	-	-
PRESBYTERIAN	12/29/12	-	-	-	-	-	-	DNP - Academic Issue	-	-	-	-	-	-	-	-	-	-	-	-	-
SC STATE	1/5/13	-	-	-	-	-	-	DNP - Academic Issue	-	-	-	-	-	-	-	-	-	-	-	-	-
at Miss State	1/6/13	-	-	-	-	-	-	DNP - Academic Issue	-	-	-	-	-	-	-	-	-	-	-	-	-
AUBURN	1/12/13	-	-	-	-	-	-	DNP - Academic Issue	-	-	-	-	-	-	-	-	-	-	-	-	-
at LSU	1/16/13	-	-	-	-	-	-	DNP - Academic Issue	-	-	-	-	-	-	-	-	-	-	-	-	-
VANDERBILT	1/19/13	-	-	-	-	-	-	DNP - Academic Issue	-	-	-	-	-	-	-	-	-	-	-	-	-
at Missouri	1/22/13	-	-	-	-	-	-	DNP - Academic Issue	-	-	-	-	-	-	-	-	-	-	-	-	-
ARKANSAS	1/26/13	-	-	-	-	-	-	DNP - Academic Issue	-	-	-	-	-	-	-	-	-	-	-	-	-
at Florida	1/30/13	-	-	-	-	-	-	DNP - Academic Issue	-	-	-	-	-	-	-	-	-	-	-	-	-
GEORGIA	2/2/13	-	-	-	-	-	-	DNP - Academic Issue	-	-	-	-	-	-	-	-	-	-	-	-	-
at Kentucky	2/5/13	-	-	-	-	-	-	DNP - Academic Issue	-	-	-	-	-	-	-	-	-	-	-	-	-
TENNESSEE	2/10/13	-	-	-	-	-	-	DNP - Academic Issue	-	-	-	-	-	-	-	-	-	-	-	-	-
LSU	2/14/13	-	-	-	-	-	-	DNP - Academic Issue	-	-	-	-	-	-	-	-	-	-	-	-	-
at Alabama	2/16/13	-	-	-	-	-	-	DNP - Academic Issue	-	-	-	-	-	-	-	-	-	-	-	-	-
OLE MISS	2/20/13	-	-	-	-	-	-	DNP - Academic Issue	-	-	-	-	-	-	-	-	-	-	-	-	-
at Georgia	2/23/13	-	-	-	-	-	-	DNP - Academic Issue	-	-	-	-	-	-	-	-	-	-	-	-	-
MISSOURI	2/28/13	-	-	-	-	-	-	DNP - Academic Issue	-	-	-	-	-	-	-	-	-	-	-	-	-
at Texas A&M	3/2/13	-	-	-	-	-	-	DNP - Academic Issue	-	-	-	-	-	-	-	-	-	-	-	-	-
MISS STATE	3/6/13	-	-	-	-	-	-	DNP - Academic Issue	-	-	-	-	-	-	-	-	-	-	-	-	-
at Vanderbilt	3/9/13	-	-	-	-	-	-	DNP - Academic Issue	-	-	-	-	-	-	-	-	-	-	-	-	-

SEASON NOTES

Scored a team high 19 points, while adding two assists in season opener vs. Milwaukee (Nov. 11); scored 17 points in the second half ... Leading scorer with 20 points in win vs. Morgan State (Nov. 16) ... A perfect 6-of-6 from the free throw line vs. the Bears ... Was in foul trouble early in the first half vs. Rider (Nov. 19), but came back to post 12 points on 4 made 3s ... Hit just 1-of-8 attempts from the floor vs. Elon (Nov 21), scoring four points ... Posted a team high 22 points, including a 7-of-8 effort from the free throw line vs. Missouri State (Nov. 25) ... Scored 16 points and collected four rebounds vs. UALR (Nov. 25) ... Named the Hoops For Hope Classic Most Outstanding Player ... Struggled from the field vs. St. John's (Nov. 29), hitting just 1-of-7 from the field for two points ... Scored just three points vs. Clemson (Dec. 2) ... Missed the Jacksonville (Dec. 7) contest due to a stomach virus ... Struggled from the floor vs. Appalachian State (Dec. 19), but posted a 5-of-5 effort from the free throw line, including hitting two key free throws with four seconds remaining to push the game out of reach for the Mountaineers ... Did not play vs. Manhattan (Dec. 22) or Presbyterian (Dec. 29) due to an academic issue ...

CAREER STATISTICS

Season	GP-GS	Min	Avg	FG	FGA	Pct	3FG	3FGA	Pct	FT	FTA	Pct	Off	Def	Tot	Avg	PF	FO	Ast	TO	Blk	Stl	Pts	Avg
2010-11*	27-1	490	8.1	57	163	.350	33	97	.340	20	33	.606	3	53	56	2.1	36	1	18	23	3	10	167	6.2
2011-12*	33-32	1213	36.8	127	334	.380	75	213	.352	55	67	.821	20	91	111	3.4	63	1	25	36	2	18	384	11.6
2012-13	9-9	220	24.4	32	93	.344	14	45	.311	27	31	.871	4	26	30	3.3	16	0	8	14	1	3	105	11.7
Totals	69-42	1923	27.8	216	590	.366	122	355	.343	102	131	.778	27	170	197	2.9	115	2	51	73	6	31	656	9.5

* at Southern Mississippi



#24 - MICHAEL CARRERA

FRESHMAN | FORWARD | 6'5" | 212 | HS
ANZOÁTEGUI, VENEZUELA/MONTROSE CHRISTIAN

CARRERA'S SEASON HIGHS

POINTS

23, vs. LSU (Jan. 16, 2013)

FIELD GOALS

7, vs. LSU (Jan. 16, 2013)

FIELD GOAL ATTEMPTS

13, vs. Georgia (Feb. 2, 2013)

3-POINT FIELD GOALS

2, vs. Kentucky (Feb. 5, 2013)

3-POINT FIELD GOAL ATTEMPTS

3, vs. Kentucky (Feb. 5, 2013)

FREE THROWS

9, vs. LSU (Jan. 16, 2013)

FREE THROW ATTEMPTS

10, vs. LSU (Jan. 16, 2013)

REBOUNDS

15, vs. Milwaukee (Nov. 1, 2012)

ASSISTS

5, vs. Auburn (Jan. 12, 2013)

BLOCKS

3, vs. Milwaukee (Nov. 11, 2012)

STEALS

3, vs. Georgia (Feb. 2, 2013)

MINUTES PLAYED

36, vs. LSU (Jan. 16, 2013)

2012-13

Opponent	Date	GS	Min	FG-FGA	Pct	3FG-FGA	Pct	FT-FTA	Pct	Off	Def	Tot	Avg	PF	FO	A	TO	Blk	Stl	Pts	Avg
MILWAUKEE	11/11/12	*	29	6-12	.500	0-0	.000	5-5	1.000	7	8	15	15.0	4	0	0	2	3	0	17	17.0
MORGAN STATE	11/16/12	-	-	-	-	-	-	DNP - concussion	-	-	-	-	-	-	-	-	-	-	-	-	-
RIDER	11/19/12	-	-	-	-	-	-	DNP - concussion	-	-	-	-	-	-	-	-	-	-	-	-	-
ELON	11/21/12	-	-	-	-	-	-	DNP - concussion	-	-	-	-	-	-	-	-	-	-	-	-	-
vs. Missouri State	11/24/12	*	21	6-7	.857	1-1	1.000	5-6	.909	1	4	5	10.0	4	0	1	3	1	18	17.5	
vs. UALR	11/25/12	*	12	0-2	.571	0-0	1.000	2-2	.923	0	2	2	7.3	4	0	0	3	0	0	2	12.3
at St. John's	11/29/12	*	23	3-7	.536	0-0	1.000	5-6	.895	6	5	11	8.3	2	0	1	2	0	11	12.0	
CLEMSON	12/2/12	*	16	0-4	.469	0-0	1.000	5-6	.800	3	3	6	7.8	5	1	1	2	1	0	3	10.2
JACKSONVILLE	12/7/12	*	24	6-10	.500	0-0	1.000	5-6	.806	0	9	9	8.0	2	0	2	0	2	0	17	11.3
APPALACHIAN ST	12/19/12	*	26	4-7	.481	1-1	1.000	4-6	.784	3	4	7	7.3	3	0	1	4	0	0	13	10.4
vs. Manhattan	12/22/12	-	-	-	-	-	-	DNP - left hip injury	-	-	-	-	-	-	-	-	-	-	-	-	-
PRESBYTERIAN	12/29/12	-	-	-	-	-	-	DNP - left hip injury	-	-	-	-	-	-	-	-	-	-	-	-	-
SC STATE	1/5/13	7	1-3	.474	0-0	1.000	0-0	.784	1	2	3	6.8	3	0	0	0	0	0	2	9.4	
at Miss State	1/9/13	7	1-3	.474	0-0	1.000	0-0	.784	1	2	3	6.8	3	0	0	0	0	0	2	9.4	
AUBURN	1/12/13	24	1-5	.452	0-0	1.000	4-4	.805	5	2	7	6.8	5	1	5	4	2	0	6	9.1	
at LSU	1/16/13	24	7-10	.486	0-1	.667	9-10	.824	3	7	10	7.1	4	0	0	1	0	0	23	10.4	
VANDERBILT	1/19/13	*	27	3-9	.469	0-0	.667	2-3	.815	2	7	9	7.3	4	0	2	1	1	9	10.2	
at Missouri	1/22/13	*	15	2-5	.465	0-0	.667	0-0	.815	1	3	4	7.0	5	1	0	2	0	4	9.7	
ARKANSAS	1/28/13	*	23	3-7	.462	0-1	.500	2-4	.793	3	2	5	6.9	2	0	0	3	0	8	9.6	
at Florida	1/30/13	*	22	6-9	.480	0-0	.500	1-3	.770	2	7	9	7.0	2	0	0	1	0	13	9.8	
GEORGIA	2/2/13	*	34	5-13	.470	1-1	.600	5-6	.776	5	2	7	7.0	2	0	1	0	1	3	16	10.2
at Kentucky	2/5/13	*	24	6-10	.480	2-3	.625	4-7	.757	2	4	6	6.9	4	0	0	0	0	1	18	10.6
TENNESSEE	2/10/13	-	-	-	-	-	-	-	-	-	-	-	-	-	-	-	-	-	-	-	
LSU	2/14/13	-	-	-	-	-	-	-	-	-	-	-	-	-	-	-	-	-	-	-	
at Alabama	2/16/13	-	-	-	-	-	-	-	-	-	-	-	-	-	-	-	-	-	-	-	
OLE MISS	2/20/13	-	-	-	-	-	-	-	-	-	-	-	-	-	-	-	-	-	-	-	
at Georgia	2/23/13	-	-	-	-	-	-	-	-	-	-	-	-	-	-	-	-	-	-	-	
MISSOURI	2/28/13	-	-	-	-	-	-	-	-	-	-	-	-	-	-	-	-	-	-	-	
at Texas A&M	3/2/13	-	-	-	-	-	-	-	-	-	-	-	-	-	-	-	-	-	-	-	
MISS STATE	3/6/13	-	-	-	-	-	-	-	-	-	-	-	-	-	-	-	-	-	-	-	
at Vanderbilt	3/9/13	-	-	-	-	-	-	-	-	-	-	-	-	-	-	-	-	-	-	-	

SEASON NOTES

Named the SEC Freshman of the Week on Nov. 12 after posting a double-double with 17 points and 15 rebounds in the season opener vs. Milwaukee (Nov. 11); also blocked a team high three shots ... Missed the Morgan State (Nov. 16), Rider (Nov. 19) and Elon (Nov. 21) contests due to a concussion ... Returned vs. Missouri State (Nov. 24), scoring 18 points, including a game-tying 3-pointer at the buzzer to send the contest to overtime, while also collecting five rebounds ... Was in foul trouble early vs. UALR (Nov. 25) ... Posted second double-double of the season with teams highs 11 points and 11 rebounds vs. St. John's (Nov. 29) ... Was in foul trouble vs. Clemson (Dec. 2), collecting three in the first nine minutes of the game ... Collected six rebounds vs. the Tigers ... Near double-double with teams highs in both points (17) and rebounds (9) vs. Jacksonville (Dec. 7) ... Also two assists and two blocks vs. the Dolphins ... Was in foul trouble early vs. Appalachian State (Dec. 19), scored two points and collected three rebounds in just seven minutes of action ... Posted 13 points and pulled down seven rebounds in win vs. Manhattan (Dec. 22) ... Did not play vs. Presbyterian (Dec. 29) due to a chronic left hip injury ... Returned from injury to play at Miss. State (Jan. 9), but was in early foul trouble and played just seven minutes, posting two points and three rebounds ... Once again struggled with foul trouble vs. Auburn (Jan. 19), but posted six points, seven rebounds and a season high five assists in 24 minutes vs. the Tigers ... Season high 23 points in win at LSU (Jan. 16), scoring 21 of those points in the second half and overtime, while playing several minutes with four fouls ... Scored eight points and pulled down nine rebounds in contest vs. Vandy (Jan. 19) ... Scored four points and collected four rebounds, but was in foul trouble at Missouri (Jan. 22) ... Eight points and five rebounds in victory vs. Arkansas (Jan. 26) ... Led Gamecocks with near double-double at Florida (Jan. 30) with 13 points and nine rebounds, hitting 6-of-9 attempts from the floor ... Played a near season high 34 minutes, posting teams highs with 16 points and seven rebounds, and setting a season high with three steals vs. Georgia (Feb. 2) ... Led team in scoring for third-straight game with 18 points vs. Kentucky (Feb. 5), also six rebounds and one steal ...

CAREER STATISTICS

Season	GP-GS	Min	Avg	FG	FGA	Pct	3FG	3FGA	Pct	FT	FTA	Pct	Off	Def	Tot	Avg	PF	FO	Ast	TO	Blk	Stl	Pts	Avg
2012-13	17-12	358	21.1	60	125	.480	5	8	.625	56	74	.757	46	72	118	6.9	58	3	12	31	11	6	181	10.6

CAREER SEC STATISTICS

Season	GP-GS	Min	Avg	FG	FGA	Pct	3FG	3FGA	Pct	FT	FTA	Pct	Off	Def	Tot	Avg	PF	FO	Ast	TO	Blk	Stl	Pts	Avg
2013	9-6	200	22.2	34	71	.479	3	6	.500	27	37	.730	24	36	60	6.7	31	2	6	13	4	5	98	10.9



#14 - LAIMONAS CHATKEVICIUS

FRESHMAN | FORWARD | 6'11" | 255 | HS
 KLAIPEDA, LITHUANIA/SOUTH KENT SCHOOL (CONN.)

CHATKEVICIUS' SEASON HIGHS

- POINTS**
9, vs. Jacksonville (Dec. 7, 2012)
- FIELD GOALS**
4, vs. Jacksonville (Dec. 7, 2012)
- FIELD GOAL ATTEMPTS**
6, twice, last vs. Kentucky (Feb. 5, 2013)
- 3-POINT FIELD GOALS**
1, vs. Jacksonville (Dec. 7, 2012)
- 3-POINT FIELD GOAL ATTEMPTS**
1, vs. Jacksonville (Dec. 7, 2012)
- FREE THROWS**
4, vs. Missouri (Jan. 22, 2013)
- FREE THROW ATTEMPTS**
4, vs. Missouri (Jan. 22, 2013)
- REBOUNDS**
7, vs. Arkansas (Jan. 26, 2013)
- ASSISTS**
4, vs. Jacksonville (Dec. 7, 2012)
- BLOCKS**
2, vs. Missouri (Jan. 22, 2013)
- STEALS**
1, vs. Florida (Jan. 30, 2013)
- MINUTES PLAYED**
19, vs. Jacksonville (Dec. 7, 2012)

2012-13

Opponent	Date	GS	Min	FG-FGA	Pct	3FG-FGA	Pct	FT-FTA	Pct	Off	Def	Tot	Avg	PF	FO	A	TO	Blk	Stl	Pts	Avg	
MILWAUKEE	11/11/12	-	-	-	-	-	-	-	-	-	-	-	-	-	-	-	-	-	-	-	-	-
MORGAN STATE	11/16/12	-	-	-	-	-	-	-	-	-	-	-	-	-	-	-	-	-	-	-	-	-
RIDER	11/19/12	-	-	-	-	-	-	-	-	-	-	-	-	-	-	-	-	-	-	-	-	-
ELON	11/21/12	-	-	-	-	-	-	-	-	-	-	-	-	-	-	-	-	-	-	-	-	-
vs. Missouri State	11/24/12	-	-	-	-	-	-	-	-	-	-	-	-	-	-	-	-	-	-	-	-	-
vs. UALR	11/25/12	11	1-2	.500	0-0	.000	1-2	.500	1	1	2	2.0	1	0	1	0	0	0	3	3.0		
at St. John's	11/29/12	7	1-2	.500	0-0	.000	0-0	.500	0	1	1	1.5	2	0	0	2	0	0	2	2.5		
CLEMSON	12/2/12	7	1-2	.500	0-0	.000	0-0	.500	0	1	1	1.3	2	0	0	2	0	0	2	2.3		
JACKSONVILLE	12/7/12	19	4-6	.600	1-1	1.000	0-2	.250	3	2	5	2.7	4	0	4	4	0	0	9	4.7		
APPALACHIAN ST	12/19/12	6	1-1	.636	0-0	1.000	0-0	.250	0	1	1	2.3	1	0	0	0	0	0	2	4.0		
vs. Manhattan	12/22/12	7	1-1	.667	0-0	1.000	0-0	.250	1	0	1	2.0	0	0	0	1	0	0	2	3.6		
PRESBYTERIAN	12/29/12	13	1-3	.600	0-0	1.000	1-2	.333	3	3	6	2.7	2	0	1	3	0	0	3	3.5		
SC STATE	1/5/13	4	1-2	.588	0-0	1.000	0-0	.333	1	0	1	2.4	1	0	0	0	0	0	2	3.3		
at Miss State	1/9/13	18	1-4	.524	0-1	.500	2-2	.500	3	3	6	2.9	2	0	0	3	0	0	4	3.4		
AUBURN	1/12/13	2	0-0	.524	0-0	.500	0-0	.500	0	0	0	2.6	0	0	1	0	0	0	0	3.0		
at LSU	1/16/13	* 12	3-4	.560	0-0	.500	0-0	.500	0	2	2	2.5	2	0	1	1	1	0	6	3.3		
VANDERBILT	1/19/13	* 7	0-2	.519	0-1	.333	2-2	.600	0	0	0	2.3	2	0	0	0	0	0	2	3.2		
at Missouri	1/22/13	* 15	2-4	.516	0-1	.250	4-4	.714	1	2	3	2.3	1	0	1	1	2	0	8	3.6		
ARKANSAS	1/26/13	* 12	3-5	.528	0-0	.250	2-3	.706	2	5	7	2.7	1	0	0	3	1	0	8	3.9		
at Florida	1/30/13	* 10	0-3	.487	0-0	.250	1-2	.684	0	1	1	2.6	2	0	0	0	0	1	1	3.7		
GEORGIA	2/2/13	* 4	0-1	.475	0-0	.250	0-0	.684	0	0	0	2.4	1	0	0	0	0	0	0	3.5		
at Kentucky	2/5/13	13	2-6	.457	0-0	.250	0-2	.619	1	2	3	2.4	4	0	0	1	0	0	4	3.5		
TENNESSEE	2/10/13																					
LSU	2/14/13																					
at Alabama	2/16/13																					
OLE MISS	2/20/13																					
at Georgia	2/23/13																					
MISSOURI	2/28/13																					
at Texas A&M	3/2/13																					
MISS STATE	3/6/13																					
at Vanderbilt	3/9/13																					

SEASON NOTES


Will miss the first six games of the 2012-13 season, as the NCAA has determined that he received impermissible benefits from his host family prior to enrolling at the University of South Carolina ... Saw first action of the season vs. St. John's (Nov. 29), scoring three points and collecting two rebounds ... Scored two points vs. Clemson (Dec. 2) ... Solid vs. Jacksonville (Dec. 7), scoring nine points, five rebounds and four assists ... Scored two points in six minutes vs. Appalachian State (Dec. 19) ... Saw action vs. Manhattan (Dec. 22), scoring two points ... Collected a season high six rebounds vs. Presbyterian (Dec. 29) ... Saw action vs. SC State (Jan. 5) ... Matched a season high with six rebounds at Miss. State (Jan. 9) ... Posted one assist vs. Auburn (Jan. 12) ... Earned first career start at LSU (Jan. 16), posting six points and two rebounds ... Scored two points vs. Vandy (Jan. 19) ... Set season highs in blocks (2), free throws (4) and attempts (4) from the line in start at Missouri (Jan. 22) ... Scored eight points and pulled down a season high seven rebounds in just 12 minutes in win vs. Arkansas (Jan. 26) ... Collected a steal vs. Florida (Jan. 30) ...

CAREER STATISTICS

Season	GP-GS	Min	Avg	FG	FGA	Pct	3FG	3FGA	Pct	FT	FTA	Pct	Off	Def	Tot	Avg	PF	FO	Ast	TO	Blk	Stl	Pts	Avg
2012-13	16-6	160	10.0	21	46	.457	1	4	.250	13	21	.619	16	23	39	2.4	26	0	9	19	4	1	56	3.5

CAREER SEC STATISTICS

Season	GP-GS	Min	Avg	FG	FGA	Pct	3FG	3FGA	Pct	FT	FTA	Pct	Off	Def	Tot	Avg	PF	FO	Ast	TO	Blk	Stl	Pts	Avg
2013	9-6	93	10.3	11	29	.379	0	3	.000	11	15	.733	7	15	22	2.4	15	0	3	9	4	1	33	3.7



#12 - AUSTIN CONSTABLE

FRESHMAN | GUARD | 6'0" | 175 | HS
WEST CHESTER, PA./HENDERSON

CONSTABLE'S SEASON HIGHS

POINTS
-

FIELD GOALS
-

FIELD GOAL ATTEMPTS
2, vs. Presbyterian (Dec. 29, 2012)

3-POINT FIELD GOALS
-

3-POINT FIELD GOAL ATTEMPTS
1, vs. Presbyterian (Dec. 29, 2012)

FREE THROWS
-

FREE THROW ATTEMPTS
-

REBOUNDS
-

ASSISTS
-

BLOCKS
-

STEALS
-

MINUTES PLAYED
2, vs. Presbyterian (Dec. 29, 2012)

2012-13

Opponent	Date	GS	Min	FG-FGA	Pct	3FG-FGA	Pct	FT-FTA	Pct	Off	Def	Tot	Avg	PF	FO	A	TO	Blk	Stl	Pts	Avg	
MILWAUKEE	11/11/12	-	-	-	-	-	-	-	-	-	-	-	-	-	-	-	-	-	-	-	-	-
MORGAN STATE	11/16/12	-	-	-	-	-	-	-	-	-	-	-	-	-	-	-	-	-	-	-	-	-
RIDER	11/19/12	-	-	-	-	-	-	-	-	-	-	-	-	-	-	-	-	-	-	-	-	-
ELON	11/21/12	-	-	-	-	-	-	-	-	-	-	-	-	-	-	-	-	-	-	-	-	-
vs. Missouri State	11/24/12	-	-	-	-	-	-	-	-	-	-	-	-	-	-	-	-	-	-	-	-	-
vs. UALR	11/25/12	1	0-0	.000	0-0	.000	0-0	.000	0	0	0	0.0	0	0	0	0	0	0	0	0	0.0	
at St. John's	11/29/12	-	-	-	-	-	-	-	-	-	-	-	-	-	-	-	-	-	-	-	-	-
CLEMSON	12/2/12	-	-	-	-	-	-	-	-	-	-	-	-	-	-	-	-	-	-	-	-	-
JACKSONVILLE	12/7/12	2	0-0	.000	0-0	.000	0-0	.000	1	0	1	0.5	0	0	0	1	0	0	0	0	0.0	
APPALACHIAN ST	12/19/12	-	-	-	-	-	-	-	-	-	-	-	-	-	-	-	-	-	-	-	-	-
vs. Manhattan	12/22/12	-	-	-	-	-	-	-	-	-	-	-	-	-	-	-	-	-	-	-	-	-
PRESBYTERIAN	12/29/12	2	0-2	.000	0-1	.000	0-0	.000	0	0	0	0.3	0	0	0	0	0	0	0	0	0.0	
SC STATE	1/5/13	-	-	-	-	-	-	-	-	-	-	-	-	-	-	-	-	-	-	-	-	-
at Miss State	1/9/13	-	-	-	-	-	-	-	-	-	-	-	-	-	-	-	-	-	-	-	-	-
AUBURN	1/12/13	-	-	-	-	-	-	-	-	-	-	-	-	-	-	-	-	-	-	-	-	-
at LSU	1/16/13	-	-	-	-	-	-	-	-	-	-	-	-	-	-	-	-	-	-	-	-	-
VANDERBILT	1/19/13	-	-	-	-	-	-	-	-	-	-	-	-	-	-	-	-	-	-	-	-	-
at Missouri	1/22/13	-	-	-	-	-	-	-	-	-	-	-	-	-	-	-	-	-	-	-	-	-
ARKANSAS	1/28/13	-	-	-	-	-	-	-	-	-	-	-	-	-	-	-	-	-	-	-	-	-
at Florida	1/30/13	-	-	-	-	-	-	-	-	-	-	-	-	-	-	-	-	-	-	-	-	-
GEORGIA	2/2/13	-	-	-	-	-	-	-	-	-	-	-	-	-	-	-	-	-	-	-	-	-
at Kentucky	2/5/13	-	-	-	-	-	-	-	-	-	-	-	-	-	-	-	-	-	-	-	-	-
TENNESSEE	2/10/13	-	-	-	-	-	-	-	-	-	-	-	-	-	-	-	-	-	-	-	-	-
LSU	2/14/13	-	-	-	-	-	-	-	-	-	-	-	-	-	-	-	-	-	-	-	-	-
at Alabama	2/16/13	-	-	-	-	-	-	-	-	-	-	-	-	-	-	-	-	-	-	-	-	-
OLE MISS	2/20/13	-	-	-	-	-	-	-	-	-	-	-	-	-	-	-	-	-	-	-	-	-
at Georgia	2/23/13	-	-	-	-	-	-	-	-	-	-	-	-	-	-	-	-	-	-	-	-	-
MISSOURI	2/28/13	-	-	-	-	-	-	-	-	-	-	-	-	-	-	-	-	-	-	-	-	-
at Texas A&M	3/2/13	-	-	-	-	-	-	-	-	-	-	-	-	-	-	-	-	-	-	-	-	-
MISS STATE	3/6/13	-	-	-	-	-	-	-	-	-	-	-	-	-	-	-	-	-	-	-	-	-
at Vanderbilt	3/9/13	-	-	-	-	-	-	-	-	-	-	-	-	-	-	-	-	-	-	-	-	-

SEASON NOTES

Saw time vs. UALR (Nov. 25) ... Collected a rebound vs. Jacksonville (Dec. 7) ... Attempted two shots vs. Presbyterian (Dec. 29) ...

CAREER STATISTICS

Season	GP-GS	Min	Avg	FG	FGA	Pct	3FG	3FGA	Pct	FT	FTA	Pct	Off	Def	Tot	Avg	PF	FO	Ast	TO	Blk	Stl	Pts	Avg
2012-13	3-0	5	1.7	0	2	.000	0	1	.000	0	0	.000	1	0	1	0.3	0	0	0	1	0	0	0	0.0

CAREER SEC STATISTICS

Season	GP-GS	Min	Avg	FG	FGA	Pct	3FG	3FGA	Pct	FT	FTA	Pct	Off	Def	Tot	Avg	PF	FO	Ast	TO	Blk	Stl	Pts	Avg
2013																								



#25 - MINDAUGAS KACINAS

FRESHMAN | FORWARD | 6'7" | 210 | HS

KLAIPEDA, LITHUANIA/WORD OF LIFE FIRE TRADITIONAL SCHOOL

KACINAS' SEASON HIGHS

POINTS

18, vs. Rider (Nov. 19, 2012)

FIELD GOALS

8, vs. Rider (Nov. 19, 2012)

FIELD GOAL ATTEMPTS

11, twice, last vs. App State (Dec. 19, 2012)

3-POINT FIELD GOALS

1, 3 times, last vs. Clemson (Dec. 2, 2012)

3-POINT FIELD GOAL ATTEMPTS

3, twice, last vs. App State (Dec. 19, 2012)

FREE THROWS

6, vs. Milwaukee (Nov. 11, 2012)

FREE THROW ATTEMPTS

8, vs. Milwaukee (Nov. 11, 2012)

REBOUNDS

13, vs. Milwaukee (Nov. 11, 2012)

ASSISTS

3, twice, last vs. App State (Dec. 19, 2012)

BLOCKS

3, vs. Appalachian State (Dec. 19, 2012)

STEALS

2, vs. UALR (Nov. 25, 2012)

MINUTES PLAYED

35, vs. SC State (Jan. 5, 2013)

2012-13

Opponent	Date	GS	Min	FG-FGA	Pct	3FG-FGA	Pct	FT-FTA	Pct	Off	Def	Tot	Avg	PF	FO	A	TO	Blk	Stl	Pts	Avg
MILWAUKEE	11/11/12	31	1-3	.333	0-1	1.000	6-8	.750	6	7	13	13.0	2	0	3	1	1	1	8	8.0	
MORGAN STATE	11/16/12	21	0-1	.250	0-0	.000	2-2	.800	3	0	3	8.0	3	0	0	3	0	1	2	5.0	
RIDER	11/19/12	32	8-11	.600	1-1	.500	1-2	.750	3	2	5	7.0	2	0	0	3	0	1	18	9.3	
ELON	11/21/12	26	1-2	.588	0-0	.500	1-2	.714	2	3	5	6.5	0	0	1	4	0	0	3	7.8	
vs. Missouri State	11/24/12	* 28	1-3	.550	0-1	.333	2-3	.706	0	5	5	6.2	2	0	1	5	2	0	4	7.0	
vs. UALR	11/25/12	27	5-7	.593	1-3	.333	2-3	.700	3	2	5	6.0	3	0	1	3	2	2	13	8.0	
at St. John's	11/29/12	24	4-7	.588	0-0	.333	1-4	.625	3	3	6	6.0	1	0	1	0	0	0	9	8.1	
CLEMSON	12/2/12	29	3-5	.590	1-2	.375	3-3	.667	1	2	3	5.6	5	1	1	1	1	0	10	8.4	
JACKSONVILLE	12/7/12	18	3-3	.619	0-0	.375	1-2	.655	1	2	3	5.3	4	0	0	2	2	0	7	8.2	
APPALACHIAN ST	12/19/12	* 34	5-11	.585	0-3	.273	2-2	.677	6	6	12	6.0	2	0	3	2	3	0	12	8.6	
vs. Manhattan	12/22/12	* 16	0-1	.574	0-0	.273	0-0	.677	0	1	1	5.5	3	0	0	1	0	0	0	7.8	
PRESBYTERIAN	12/29/12	* 25	6-8	.597	0-1	.250	1-1	.688	3	0	3	5.3	4	0	1	1	1	0	13	8.3	
SC STATE	1/5/13	* 35	4-7	.594	0-1	.231	1-2	.676	5	5	10	5.7	4	0	2	1	1	0	9	8.3	
at Miss State	1/6/13	* 30	0-3	.569	0-0	.231	0-0	.676	1	2	3	5.5	2	0	1	2	0	0	0	7.7	
AUBURN	1/12/13	* 17	2-3	.573	0-0	.231	2-2	.694	1	3	4	5.4	3	0	0	2	1	0	6	7.6	
at LSU	1/16/13	16	1-3	.564	0-2	.200	1-2	.684	1	1	2	5.2	2	0	0	1	0	0	3	7.3	
VANDERBILT	1/19/13	4	0-1	.557	0-0	.200	0-0	.684	0	1	1	4.9	1	0	0	0	0	0	0	6.9	
at Missouri	1/22/13	4	0-0	.557	0-0	.200	0-0	.684	0	0	0	4.7	3	0	0	0	0	0	0	6.5	
ARKANSAS	1/28/13	24	2-3	.561	0-0	.200	0-0	.684	1	4	5	4.7	1	0	2	3	1	0	4	6.4	
at Florida	1/30/13	16	2-2	.571	0-0	.200	0-0	.684	1	1	2	4.6	2	0	1	0	0	1	4	6.3	
GEORGIA	2/2/13	15	0-4	.544	0-1	.188	1-2	.682	1	2	3	4.3	3	0	0	0	0	2	1	6.0	
at Kentucky	2/5/13																				
TENNESSEE	2/10/13																				
LSU	2/14/13																				
at Alabama	2/16/13																				
OLE MISS	2/20/13																				
at Georgia	2/23/13																				
MISSOURI	2/28/13																				
at Texas A&M	3/2/13																				
MISS STATE	3/6/13																				
at Vanderbilt	3/9/13																				

SEASON NOTES

Collected 13 rebounds, including six on the offensive glass, and tied the contest with 18 seconds remaining in regulation on two free throws to send the game to overtime in season opener win vs. Milwaukee (Nov. 11) ... Scored two points and collected three rebounds vs. Morgan State (Nov. 16) ... Posted 18 points on eight made baskets vs. Rider (Nov. 19), playing in a season high 32 minutes ... Collected five rebounds vs. Elon (Nov. 21) ... Earned first-career start vs. Missouri State (Nov. 24), scoring four points and posting two blocks ... Scored 13 points vs. UALR (Nov. 25), while blocking two shots and collecting two steals ... Posted nine points and six rebounds off the bench vs. St. John's (Nov. 29) ... Scored 10 points off the bench vs. Clemson (Dec. 2) ... Scored seven points on a perfect 3-of-3 effort from the floor in win vs. Jacksonville (Dec. 7) ... Career night with 34 minutes played, posting first-career double-double with 12 points and a game-best 12 rebounds in win vs. Appalachian State (Dec. 19); also earned the start vs. the Mountaineers ... Named the SEC Freshman of the Week on Dec. 31 after scoring 13 points and collecting three rebounds vs. Presbyterian (Dec. 29) ... Played a season high 35 minutes vs. SC State (Jan. 5), collecting a team high 10 rebounds ... Saw action at Miss. State (Jan. 9) ... Scored six points and collected four rebounds with one block vs. Auburn (Jan. 12) ... Posted three points at LSU (Jan. 16) ... Saw action vs. Vandy (Jan. 19) ... Had three fouls in just four minutes at Missouri (Jan. 22) ... Tallied four points and collected five rebounds in victory vs. Arkansas (Jan. 26) ... Provided four points off the bench vs. Florida (Jan. 30) ... Tallied five points off the bench vs. Georgia (Feb. 2), adding an assist and steal ...

CAREER STATISTICS

Season	GP-GS	Min	Avg	FG	FGA	Pct	3FG	3FGA	Pct	FT	FTA	Pct	Off	Def	Tot	Avg	PF	FO	Ast	TO	Blk	Stl	Pts	Avg
2012-13	22-7	487	22.1	49	90	.544	3	16	.188	30	44	.682	42	52	94	4.3	56	1	18	36	15	9	131	6.0

CAREER SEC STATISTICS

Season	GP-GS	Min	Avg	FG	FGA	Pct	3FG	3FGA	Pct	FT	FTA	Pct	Off	Def	Tot	Avg	PF	FO	Ast	TO	Blk	Stl	Pts	Avg
2013	9-2	141	15.7	8	21	.381	0	3	.000	7	10	.700	6	14	20	2.2	21	0	4	9	2	4	23	2.6



#35 - BRIAN STEELE

FRESHMAN | FORWARD | 6'5" | 196 | HS
GREENVILLE, S.C./WADE HAMPTON SCHOOL

STEELE'S SEASON HIGHS

POINTS

2, vs. Presbyterian (Dec. 29, 2012)

FIELD GOALS

-

FIELD GOAL ATTEMPTS

1, vs. Presbyterian (Dec. 29, 2012)

3-POINT FIELD GOALS

-

3-POINT FIELD GOAL ATTEMPTS

-

FREE THROWS

2, vs. Presbyterian (Dec. 29, 2012)

FREE THROW ATTEMPTS

2, vs. Presbyterian (Dec. 29, 2012)

REBOUNDS

-

ASSISTS

1, vs. Florida (Jan. 30, 2013)

BLOCKS

-

STEALS

1, vs. Presbyterian (Dec. 29, 2012)

MINUTES PLAYED

2, vs. Jacksonville (Dec. 7, 2012)

2012-13

Opponent	Date	GS	Min	FG-FGA	Pct	3FG-FGA	Pct	FT-FTA	Pct	Off	Def	Tot	Avg	PF	FO	A	TO	Blk	Stl	Pts	Avg	
MILWAUKEE	11/11/12	-	-	-	-	-	-	-	-	-	-	-	-	-	-	-	-	-	-	-	-	-
MORGAN STATE	11/16/12	-	-	-	-	-	-	-	-	-	-	-	-	-	-	-	-	-	-	-	-	-
RIDER	11/19/12	-	-	-	-	-	-	-	-	-	-	-	-	-	-	-	-	-	-	-	-	-
ELON	11/21/12	-	-	-	-	-	-	-	-	-	-	-	-	-	-	-	-	-	-	-	-	-
vs. Missouri State	11/24/12	-	-	-	-	-	-	-	-	-	-	-	-	-	-	-	-	-	-	-	-	-
vs. UALR	11/25/12	-	-	-	-	-	-	-	-	-	-	-	-	-	-	-	-	-	-	-	-	-
at St. John's	11/29/12	-	-	-	-	-	-	-	-	-	-	-	-	-	-	-	-	-	-	-	-	-
CLEMSON	12/2/12	-	-	-	-	-	-	-	-	-	-	-	-	-	-	-	-	-	-	-	-	-
JACKSONVILLE	12/7/12	2	0-0	.000	0-0	.000	0-0	.000	0	1	1	1.0	1	0	0	1	0	0	0	0	0.0	0.0
APPALACHIAN ST	12/19/12	-	-	-	-	-	-	-	-	-	-	-	-	-	-	-	-	-	-	-	-	-
vs. Manhattan	12/22/12	-	-	-	-	-	-	-	-	-	-	-	-	-	-	-	-	-	-	-	-	-
PRESBYTERIAN	12/29/12	2	0-1	.000	0-0	.000	2-2	1.000	0	0	0	0.0	0	0	0	0	0	1	2	1.0	1.0	1.0
SC STATE	1/5/13	-	-	-	-	-	-	-	-	-	-	-	-	-	-	-	-	-	-	-	-	-
at Miss State	1/9/13	-	-	-	-	-	-	-	-	-	-	-	-	-	-	-	-	-	-	-	-	-
AUBURN	1/12/13	-	-	-	-	-	-	-	-	-	-	-	-	-	-	-	-	-	-	-	-	-
at LSU	1/16/13	-	-	-	-	-	-	-	-	-	-	-	-	-	-	-	-	-	-	-	-	-
VANDERBILT	1/19/13	-	-	-	-	-	-	-	-	-	-	-	-	-	-	-	-	-	-	-	-	-
at Missouri	1/22/13	-	-	-	-	-	-	-	-	-	-	-	-	-	-	-	-	-	-	-	-	-
ARKANSAS	1/26/13	-	-	-	-	-	-	-	-	-	-	-	-	-	-	-	-	-	-	-	-	-
at Florida	1/30/13	1	0-0	.000	0-0	.000	0-0	1.000	0	0	0	0.0	0	0	1	0	0	0	0	0	0.7	0.7
GEORGIA	2/2/13	-	-	-	-	-	-	-	-	-	-	-	-	-	-	-	-	-	-	-	-	-
at Kentucky	2/5/13	-	-	-	-	-	-	-	-	-	-	-	-	-	-	-	-	-	-	-	-	-
TENNESSEE	2/10/13	-	-	-	-	-	-	-	-	-	-	-	-	-	-	-	-	-	-	-	-	-
LSU	2/14/13	-	-	-	-	-	-	-	-	-	-	-	-	-	-	-	-	-	-	-	-	-
at Alabama	2/16/13	-	-	-	-	-	-	-	-	-	-	-	-	-	-	-	-	-	-	-	-	-
OLE MISS	2/20/13	-	-	-	-	-	-	-	-	-	-	-	-	-	-	-	-	-	-	-	-	-
at Georgia	2/23/13	-	-	-	-	-	-	-	-	-	-	-	-	-	-	-	-	-	-	-	-	-
MISSOURI	2/28/13	-	-	-	-	-	-	-	-	-	-	-	-	-	-	-	-	-	-	-	-	-
at Texas A&M	3/2/13	-	-	-	-	-	-	-	-	-	-	-	-	-	-	-	-	-	-	-	-	-
MISS STATE	3/6/13	-	-	-	-	-	-	-	-	-	-	-	-	-	-	-	-	-	-	-	-	-
at Vanderbilt	3/9/13	-	-	-	-	-	-	-	-	-	-	-	-	-	-	-	-	-	-	-	-	-

SEASON NOTES

Returned to team for Clemson contest ... Posted two points on two made free throws vs. Presbyterian (Dec. 29) ... Posted an assist vs. Florida (Jan. 30) ...

CAREER STATISTICS

Season	GP-GS	Min	Avg	FG	FGA	Pct	3FG	3FGA	Pct	FT	FTA	Pct	Off	Def	Tot	Avg	PF	FO	Ast	TO	Blk	Stl	Pts	Avg
2012-13	3-0	5	1.7	0	1	.000	0	0	.000	2	2	1.000	0	1	1	0.3	1	0	1	1	0	1	2	0.7

CAREER SEC STATISTICS

Season	GP-GS	Min	Avg	FG	FGA	Pct	3FG	3FGA	Pct	FT	FTA	Pct	Off	Def	Tot	Avg	PF	FO	Ast	TO	Blk	Stl	Pts	Avg
2013	1-0	1	1.0	0	0	.000	0	0	.000	0	0	.000	0	0	0	0.0	0	0	1	0	0	0	0	0.0

THE LAST TIME...

AN INDIVIDUAL PLAYER...

Scored 20 or more points:	South Carolina: Brian Richardson (20) vs. Arkansas, Jan. 26, 2013 in Columbia, S.C. Opponent: Marshawn Powell (22) Arkansas, Jan. 26, 2013 in Columbia, S.C.
Scored 30 or more points:	South Carolina: Bruce Ellington, 31, at Furman, Dec. 22, 2010 in Greenville, S.C. Opponent: Deshaun Thomas, 30, Ohio State, Dec. 17, 2011 in Columbia, S.C.
Scored 35 or more points:	South Carolina: Devan Downey, 36 at Florida, Jan. 23, 2010 in Gainesville, Fla. Opponent: Joe Crawford (Kentucky), 35, March 5, 2008 in Columbia
Scored 40 or more points:	South Carolina: N/A thru 1992-93 season Opponent: Austin Carr (Notre Dame), 43, Dec. 30, 1969 in New Orleans, La.
Collected 20 or more rebounds:	South Carolina: Emmett Hall, 23 vs. College of Charleston, Dec. 22, 1993 in Columbia Opponent: Ekpe Udoh (Baylor), 20, Jan. 2, 2010 in Columbia
Collected 15 or more rebounds:	South Carolina: Lakeem Jackson, 15, vs. UALR, Nov. 25, 2012 in Puerto Vallarta, Mexico Opponent: Jared Sullinger (Ohio State), 19, Dec. 18, 2010 in Columbus, Ohio
Made 12 or more field goals:	South Carolina: Devan Downey, 12 vs. Georgia, Jan. 30, 2010 in Columbia Opponent: Matthew Hezekiah (12), SC State, Jan. 5, 2013 in Columbia, S.C.
Made 10 or more field goals:	South Carolina: Bruce Ellington, 11 vs. Furman, Dec. 22, 2010 in Greenville, S.C. Opponent: Deshaun Thomas, 13, Ohio State, Dec. 17, 2011 in Columbia, S.C.
Attempted 20 or more field goals:	South Carolina: Bruce Ellington (20) vs. Tennessee, Feb. 25, 2012, in Columbia, S.C. Opponent: Zach Graham (20), Ole Miss, Feb. 22, 2011 in Columbia
Attempted 25 or more field goals:	South Carolina: Devan Downey, 25, at Kentucky, Feb. 25, 2010 in Lexington, Ky. Opponent: Kemmy Burgess (Alaska-Anchorage), 26, Nov. 24, 2005 in Anchorage, AK
Dished 10 or more assists:	South Carolina: Devan Downey, 11, vs. LSU, March 13, 2008 in Atlanta, Ga. Opponent: 11, Dee Bost, Mississippi State, Feb. 29, 2012 in Columbia, S.C.
Swiped 5 or more steals:	South Carolina: Brenton Williams, 5, vs. Western Carolina, Nov. 11, 2011 in Columbia Opponent: 5, DeWayne Jackson, Morgan State, Nov. 16, 2012 in Columbia, S.C.
Blocked 5 or more shots:	South Carolina: Damontre Harris, 5, vs. Georgia, Feb. 15, 2012 in Columbia, S.C. Opponent: Nerlens Noel (5), Kentucky, Feb. 5, 2013 in Lexington, Ky.
Made 5 or more 3-point field goals:	South Carolina: Damien Leonard (5), vs. Auburn, Jan. 12, 2013 in Columbia, S.C. Opponent: Shane Richards (6), Manhattan, Dec. 22, 2012 in Brooklyn, N.Y.
Attempted 8 or more 3-point field goals:	South Carolina: Damien Leonard (8) vs. Auburn, Jan. 12, 2013 in Columbia, S.C. Opponent: Jabari Brown (9) Missouri, Jan. 22, 2013 in Columbia, Mo.
Made 10 or more free throws:	South Carolina: Malik Cooke, 10, vs. Miss Valley State, Nov. 22, 2011 in Columbia, S.C. Opponent: Gerard Coleman (10), Providence, Dec. 1, 2011 in Columbia, S.C.
Attempted 15 or more free throws:	South Carolina: Mike Boynton (19) vs. Arkansas, March 11, 2004 in Atlanta, Ga. Opponent: Amu Saaka (Furman), 14, Dec. 22, 2010 in Greenville, S.C.
Played all 40 minutes of regulation:	South Carolina: Devan Downey, 40, vs. Tennessee, March 14, 2008 in Atlanta, Ga. Opponent: Frank Sullivan, Auburn, Jan. 12, 2013 in Columbia, S.C.
A player hit a last-second shot to win a game:	South Carolina: Bruce Ellington vs. Alabama (Jan. 25, 2012) in Columbia, S.C. Opponent: Brian Bryant, Mississippi State, Feb. 29, 2012 in Columbia, S.C.
A player had a double-double:	South Carolina: Michael Carrera (23 points, 10 rebounds) and Lakeem Jackson (11 points, 11 rebounds) at LSU, Jan. 16, 2013 in Baton Rouge, La. Opponent: Nerlens Noel (10 points, 10 rebounds), Kentucky, Feb. 5, 2013 in Lexington, Ky.
Two or more players had a double-double:	S. Carolina: Michael Carrera (23 points, 10 rebounds) and Lakeem Jackson (11 points, 11 rebounds) at LSU, Jan. 16, 2013 in Baton Rouge, La. Opponent: Alex Oriakhi (18 points, 11 rebounds), Earnest Ross (21 points, 10 rebounds) Missouri, Jan. 22, 2013 in Columbia, Mo.
A player had a triple-double:	South Carolina: Sam Muldrow (16 points, 14 rebounds, 10 blocks) vs. Vanderbilt, Jan. 8, 2011 in Columbia *** Only second triple-double in South Carolina history (Chuck Eidson (25 points, 10 rebounds, 10 assists), vs. SC State, Nov. 29, 2002 in Columbia) Opponent: Daniel Hackett (Southern California - 22 points, 10 rebounds, 10 assists), Nov. 17, 2007 in Columbia
Scored 30 or more points in back-to-back games:	South Carolina: Devan Downey, 30 vs. Kentucky (Jan. 26, 2010) in Columbia 33 vs. Georgia (Jan. 30, 2010) in Columbia
Scored 25 or more points in back-to-back games:	South Carolina: Devan Downey, 33 vs. Georgia (Jan. 30, 2010) in Columbia 26 at Tennessee (Feb. 6, 2010) in Knoxville, Tenn.

A TEAM...

Scored 100 or more points:	South Carolina: 103 vs. The Citadel (Nov. 12, 2007) in Columbia Opponent: 107, Vanderbilt (Feb. 17, 1996) in Nashville, Tenn.
Scored 50 points or less:	South Carolina: 36, vs. Florida, Jan. 30, 2013 in Gainesville, Fla. Opponent: 45, Wofford, Dec. 28, 2011 in Columbia, S.C.
Scored 50 points in a half:	South Carolina: 57 (1st half; Dec. 7, 2012) vs. Jacksonville, Dec. 7, 2012 in Columbia, S.C. Opponent: 51 (2nd half; Nov. 29, 2012) St. John's in Queens, N.Y.
Failed to score 25 points in a half:	South Carolina: 24 (1st half) Kentucky, Feb. 5, 2013 in Lexington, Ky. Opponent: 24 (1st half), Vanderbilt (Jan. 19, 2013) in Columbia, S.C.

Collected 50 or more rebounds:	South Carolina: 53 vs. WKU, Nov. 27, 2010 in Bowling Green, Ky. Opponent: 52, WKU, Nov. 27, 2010 in Bowling Green, Ky.
Shot 60% or better from the field:	South Carolina: 60.8% (31-51) at Western Carolina (Nov. 18, 2005) in Cullowhee, N.C. Opponent: 61.4% (27-44) Kentucky, Feb. 5, 2013 in Lexington, Ky.
Shot 50% or better from the field:	South Carolina: 57.7% (30-52) vs. Arkansas, Jan. 26, 2013 in Columbia, S.C. Opponent: 61.4% (27-44) Kentucky, Feb. 5, 2013 in Lexington, Ky.
Shot less than 30% from the field:	South Carolina: 28.8% (17-59) at Kentucky, Feb. 5, 2013 in Lexington, Ky. Opponent: 25.9% (15-58), USC Upstate (Nov. 23, 2010) in Columbia
Shot 50% or better from 3-point range (at least 10 attempts):	South Carolina: 58.3% (7-12) vs. Arkansas, Jan. 26, 2013 in Columbia, S.C. Opponent 57.1%(12-21) Florida, Jan. 30, 2013 in Gainesville, Fla.
Shot 20% or less from 3-point range (at least 10 attempts):	South Carolina: 14.3% (2-14) vs. Florida, Jan. 30, 2013 in Gainesville, Fla. Opponent: 12.5% (2-16) Arkansas, Jan. 26, 2013 in Columbia, S.C.
Dished 20 or more assists:	South Carolina: 20, vs. Auburn, Jan. 12, 2013 in Columbia, S.C. Opponent: 22, vs. North Carolina, Nov. 25, 2011 in Las Vegas, Nevada
Made 35 or more shots:	South Carolina: 35 vs. Elon (Nov. 19, 2010) in Columbia Opponent: 35, Tennessee (March 5, 2009) in Columbia
Attempted 80 or more shots:	South Carolina: 83 vs. WKU (Nov. 27, 2010) in Bowling Green, Ky. Opponent: 83, LSU (Feb. 10, 1996) in Columbia
Attempted 70 or more shots:	South Carolina: 72, vs. Providence, Dec. 1, 2011 in Columbia Opponent: 79, WKU (Nov. 27, 2010) in Bowling Green, Ky.
Made 10 or more 3-pointers:	South Carolina: 10 vs. Jacksonville, Dec. 7, 2012 in Columbia, S.C. Opponent: 12, Florida, Jan. 30, 2013 in Gainesville, Fla.
Did not make a 3-pointer:	South Carolina: 0, vs. Milwaukee, Nov. 11, 2012 in Columbia, S.C. Opponent: 0, Miss. State, Jan. 9, 2013 in Starkville, Miss.
Attempted 30 or more 3-pointers:	South Carolina: 31 vs. Alabama, Jan. 25, 2012 in Columbia, S.C. Opponent: 33, Milwaukee, Nov. 11, 2012 in Columbia, S.C.
Attempted 25 or more 3-pointers:	South Carolina: 27 vs. Rider, Nov. 19, 2012 in Columbia, S.C. Opponent: 27, Missouri, Jan. 22, 2013 in Columbia, Mo..
Made 30 or more free throws:	South Carolina: 32 vs. Vanderbilt (Jan. 28, 2009) in Columbia Opponent: 31, Florida (Feb. 3, 2009) in Gainesville, Fla.
Attempted 40 or more free throws:	South Carolina: 44 vs. Georgia Southern (Nov. 16, 2009) in Columbia Opponent: 40, Florida (Feb. 3, 2009) in Gainesville, Fla.
Swiped 15 or more steals:	South Carolina: 15 vs. Vanderbilt (Jan. 16, 2010) in Columbia Opponent: 17, Indiana (Nov. 8, 1998) in Indianapolis, Ind.
Blocked 12 or more shots:	South Carolina: 12, vs. Vanderbilt, Jan. 8, 2011 in Columbia Opponent: 13, Syracuse (Jan. 21, 1999) in Syracuse, N.Y.
Blocked 8 or more shots:	South Carolina: 8, vs. Appalachian State, Dec. 19, 2012 in Columbia, S.C.. Opponent: 9, Kentucky, Feb. 5, 2013 in Lexington, Ky.
Won by 30 or more points:	South Carolina: 35 vs. SC State (91-56), Jan. 4, 2011 in Columbia Opponent: 39, Florida, Jan. 30, 2013 in Gainesville, Fla.
Won by 20 or more points:	South Carolina: 21, vs. Arkansas, Jan. 26, 2013 in Columbia, S.C. Opponent: 22, Kentucky, Feb. 5, 2013 in Lexington, Ky..
Played a single overtime game:	Win: 82-73 at LSU, Jan. 16, 2013 in Baton Rouge, La. Loss: 69-67, vs. Mississippi State, Feb. 29, 2012 in Columbia, S.C.
Played a double overtime game:	Win: 87-85 vs. WKU (Nov. 27, 2010) in Bowling Green, Ky. Loss: 98-88 vs. Louisville (Feb. 20, 1988) in Columbia
South Carolina played a No. 1 Team in the country:	Win: 68-62 vs. Kentucky (Jan. 26, 2010) in Columbia Loss: 86-52 loss vs. No. 1/1 Kentucky, Feb. 4, 2012, in Columbia, S.C.
South Carolina played a top-5 opponent:	Win: 68-62 vs. No. 1/1 Kentucky (Jan. 26, 2010) in Columbia Loss: 75-36 loss to No. 4/4 Florida (Jan. 30, 2013) in Gainesville, Fla.
South Carolina played a top-10 opponent:	Win: 68-62 vs. No. 1/1 Kentucky (Jan. 26, 2010) in Columbia Loss: 75-36 loss to No. 4/4 Florida (Jan. 30, 2013) in Gainesville, Fla.
South Carolina played a top-25 opponent:	Win: 83-75 (OT) win over No. 22/24 Vanderbilt, Jan. 8, 2011 in Columbia Loss: 75-36 loss to No. 4/4 Florida (Jan. 30, 2013) in Gainesville, Fla.
South Carolina defeated a ranked opponent:	Home: 83-75 vs. No. 22/24 Vanderbilt (Jan. 8, 2011) in Columbia <u>Away: 77-73 at No. 13/19 Vanderbilt (March 6, 2010) in Nashville, Tenn.</u> SEC Home: 83-75 vs. No. 22/24 Vanderbilt (Jan. 8, 2011) in Columbia SEC Away: 77-73 at No. 13/19 Vanderbilt (March 6, 2010) in Nashville, Tenn. Non-conference away: 85-84 at No. 19/20 Baylor (Jan. 2, 2009) in Waco, Texas
A South Carolina win opened up the season:	Home: 82-75 (OT), vs. Milwaukee, Nov. 11, 2012, in Columbia, S.C. Away: 81-63 win at Western Carolina (Nov. 12, 2005) in Cullowhee, N.C. Neutral: 74-61 win vs. Chaminade (Nov. 19, 2001) in Maui, Hawaii (Maui Invite)
South Carolina opened up SEC play:	Home: 83-75 win vs. No. 22/24 Vanderbilt (Jan. 8, 2011) in Columbia Away: 56-54 loss at Miss. State (Jan. 9, 2013) in Starkville, Miss.



2012-13
 South Carolina Combined Team Statistics (as of Feb 05, 2013)
 All games

RECORD:	OVERALL	HOME	AWAY	NEUTRAL
ALL GAMES	12-10	8-5	1-5	3-0
CONFERENCE	2-7	1-3	1-4	0-0
NON-CONFERENCE	10-3	7-2	0-1	3-0

##	Player	gp-gs	min	avg	Total		3-Point		F-Throw		Rebounds				pf	dq	a	to	blk	stl	pts	avg
					fg-fga	fg%	3fg-fga	3fg%	ft-fa	ft%	off	def	tot	avg								
00	PAGE, LaShay	9-9	220	24.4	32-93	.344	14-45	.311	27-31	.871	4	26	30	3.3	16	0	8	14	1	3	105	11.7
24	CARRERA, Michael	17-12	358	21.1	60-125	.480	5-8	.625	56-74	.757	46	72	118	6.9	58	3	12	31	11	6	181	10.6
01	WILLIAMS, Brenton	22-7	476	21.6	67-154	.435	31-78	.397	61-73	.836	5	33	38	1.7	33	0	27	29	4	17	226	10.3
23	ELLINGTON, Bruce	13-9	401	30.8	47-129	.364	12-44	.273	27-43	.628	9	27	36	2.8	32	1	26	47	2	16	133	10.2
30	JACKSON, Lakeem	22-22	678	30.8	86-146	.589	2-4	.500	16-48	.333	53	90	143	6.5	50	0	49	47	17	16	190	8.6
02	RICHARDSON, Brian	22-6	423	19.2	63-153	.412	33-83	.398	21-28	.750	18	37	55	2.5	39	0	26	23	9	11	180	8.2
25	KACINAS, Mindaugas	22-7	487	22.1	49-90	.544	3-16	.188	30-44	.682	42	52	94	4.3	56	1	18	36	15	9	131	6.0
05	SMITH, Eric	22-21	607	27.6	44-131	.336	12-48	.250	26-39	.667	7	27	34	1.5	30	0	71	50	1	13	126	5.7
33	SLAWSON, RJ	22-10	365	16.6	34-79	.430	3-12	.250	32-45	.711	42	43	85	3.9	75	3	15	24	12	12	103	4.7
32	LEONARD, Damien	20-1	275	13.8	25-83	.301	13-48	.271	11-15	.733	18	28	46	2.3	19	0	10	21	1	7	74	3.7
14	CHATKEVICIUS, L.	16-6	160	10.0	21-46	.457	1-4	.250	13-21	.619	16	23	39	2.4	26	0	9	19	4	1	56	3.5
35	STEELE, Brian	3-0	5	1.7	0-1	.000	0-0	.000	2-2	1.000	0	1	1	0.3	1	0	1	1	0	1	2	0.7
12	CONSTABLE, Austin	3-0	5	1.7	0-2	.000	0-1	.000	0-0	.000	1	0	1	0.3	0	0	0	1	0	0	0	0.0
55	PHILLIPS, Shane	8-0	15	1.9	0-2	.000	0-2	.000	0-0	.000	0	0	0	0.0	1	0	1	2	0	0	0	0.0
Team											41	43	84				6					
Total.....		22	4475		528-1234	.428	129-393	.328	322-463	.695	302	502	804	36.5	436	8	273	351	77	112	1507	68.5
Opponents.....		22	4475		524-1178	.445	121-366	.331	334-505	.661	236	459	695	31.6	434	-	286	316	100	185	1503	68.3

TEAM STATISTICS	SC	OPP	Date	Opponent	Score	Att.	
SCORING	1507	1503	& 11/11/12	UW-MILWAUKEE	Wot 82-75	7335	
Points per game	68.5	68.3		11/16/12	MORGAN STATE	w 87-71	8019
Scoring margin	+0.2	-	& 11/19/12	RIDER	w 88-76	7157	
FIELD GOALS-ATT	528-1234	524-1178	11/21/12	ELON	L 53-65	6754	
Field goal pct	.428	.445	^ 11/24/12	vs Missouri State	Wot 74-67	303	
3 POINT FG-ATT	129-393	121-366	^ 11/25/12	vs UALR	w 74-62	276	
3-point FG pct	.328	.331	% 11/29/12	at St. John's	L 65-89	4902	
3-pt FG made per game	5.9	5.5	12/2/12	CLEMSON	L 55-64	10684	
FREE THROWS-ATT	322-463	334-505	12/7/12	JACKSONVILLE	w 91-74	6980	
Free throw pct	.695	.661	12/19/12	APPALACHIAN STATE	w 74-69	8118	
F-Throws made per game	14.6	15.2	12/22/12	vs Manhattan	w 63-57	0	
REBOUNDS	804	695	12/29/12	PRESBYTERIAN	w 76-60	7344	
Rebounds per game	36.5	31.6	1/5/13	SOUTH CAROLINA STATE	w 80-69	7394	
Rebounding margin	+5.0	-	* 01-09-13	at Mississippi State	L 54-56	6034	
ASSISTS	273	286	* 01-12-13	AUBURN	L 71-74	9117	
Assists per game	12.4	13.0	* 01/16/13	at LSU	Wot 82-73	6654	
TURNOVERS	351	316	* 1/19/13	VANDERBILT	L 51-58	11175	
Turnovers per game	16.0	14.4	* 1-22-13	at Missouri	L 65-71	11830	
Turnover margin	-1.6	-	* 1/26/13	ARKANSAS	w 75-54	10926	
Assist/turnover ratio	0.8	0.9	* 1/30/13	at Florida	L 36-75	10533	
STEALS	112	185	* 2/2/13	GEORGIA	L 56-67	11327	
Steals per game	5.1	8.4	* 02/05/13	at Kentucky	L 55-77	22559	
BLOCKS	77	100					
Blocks per game	3.5	4.5					
ATTENDANCE	112330	63091					
Home games-Avg/Game	13-8641	6-10419					
Neutral site-Avg/Game	-	3-193					

* = Conference game
 & = Hoops For Hope Classic (Columbia, S.C.)
 ^ = Hoops For Hope Classic (Puerto Vallarta, Mexico)
 % = SEC/BIG EAST Challenge (Queens, N.Y.)

Score by Periods	1st	2nd	OT	Totals
South Carolina	723	739	45	1507
Opponents	697	784	22	1503



2012-13
 South Carolina Combined Team Statistics (as of Feb 05, 2013)
 Conference games

RECORD:	OVERALL	HOME	AWAY	NEUTRAL
ALL GAMES	2-7	1-3	1-4	0-0
CONFERENCE	2-7	1-3	1-4	0-0
NON-CONFERENCE	0-0	0-0	0-0	0-0

##	Player	gp-gs	min	avg	Total		3-Point		F-Throw		Rebounds				pf	dq	a	to	blk	stl	pts	avg														
					fg-fga	fg%	3fg-fga	3fg%	ft-fa	ft%	off	def	tot	avg																						
24	CARRERA, Michael	9-6	200	22.2	34-71	.479	3-6	.500	27-37	.730	24	36	60	6.7	31	2	6	13	4	5	98	10.9														
23	ELLINGTON, Bruce	9-9	293	32.6	34-96	.354	10-35	.286	16-26	.615	7	17	24	2.7	22	1	22	36	1	13	94	10.4														
02	RICHARDSON, Brian	9-4	145	16.1	25-62	.403	13-34	.382	2-4	.500	8	11	19	2.1	12	0	5	6	2	6	65	7.2														
30	JACKSON, Lakeem	9-9	261	29.0	23-42	.548	2-3	.667	9-22	.409	15	29	44	4.9	19	0	19	13	8	9	57	6.3														
01	WILLIAMS, Brenton	9-1	159	17.7	14-56	.250	8-29	.276	20-22	.909	1	14	15	1.7	12	0	9	9	0	5	56	6.2														
05	SMITH, Eric	9-8	252	28.0	19-55	.345	6-23	.261	8-12	.667	1	6	7	0.8	9	0	16	13	0	3	52	5.8														
33	SLAWSON, RJ	9-0	146	16.2	12-29	.414	2-7	.286	12-15	.800	15	20	35	3.9	30	1	5	9	3	3	38	4.2														
14	CHATKEVICIUS, L.	9-6	93	10.3	11-29	.379	0-3	.000	11-15	.733	7	15	22	2.4	15	0	3	9	4	1	33	3.7														
32	LEONARD, Damien	9-0	131	14.6	10-38	.263	5-22	.227	4-6	.667	13	11	24	2.7	7	0	4	6	0	3	29	3.2														
25	KACINAS, Mindaugas	9-2	141	15.7	8-21	.381	0-3	.000	7-10	.700	6	14	20	2.2	21	0	4	9	2	4	23	2.6														
35	STEELE, Brian	1-0	1	1.0	0-0	.000	0-0	.000	0-0	.000	0	0	0	0.0	0	0	1	0	0	0	0	0.0														
55	PHILLIPS, Shane	2-0	3	1.5	0-0	.000	0-0	.000	0-0	.000	0	0	0	0.0	0	0	0	1	0	0	0	0.0														
Team											12	17	29												2											
Total.....		9	1825		190-499	.381	49-165	.297	116-169	.686	109	190	299	33.2	178	4	94	126	24	52	545	60.6														
Opponents.....		9	1825		205-449	.457	52-153	.340	143-213	.671	91	222	313	34.8	167	-	120	138	41	73	605	67.2														

TEAM STATISTICS	SC	OPP	Date	Opponent	Score	Att.
SCORING	545	605	* 01-09-13	at Mississippi State	L 54-56	6034
Points per game	60.6	67.2	* 01-12-13	AUBURN	L 71-74	9117
Scoring margin	-6.7	-	* 01/16/13	at LSU	Wot 82-73	6654
FIELD GOALS-ATT	190-499	205-449	* 1/19/13	VANDERBILT	L 51-58	11175
Field goal pct	.381	.457	* 1-22-13	at Missouri	L 65-71	11830
3 POINT FG-ATT	49-165	52-153	* 1/26/13	ARKANSAS	w 75-54	10926
3-point FG pct	.297	.340	* 1/30/13	at Florida	L 36-75	10533
3-pt FG made per game	5.4	5.8	* 2/2/13	GEORGIA	L 56-67	11327
FREE THROWS-ATT	116-169	143-213	* 02/05/13	at Kentucky	L 55-77	22559
Free throw pct	.686	.671	* = Conference game			
F-Throws made per game	12.9	15.9	& = Hoops For Hope Classic (Columbia, S.C.)			
REBOUNDS	299	313	^ = Hoops For Hope Classic (Puerto Vallarta, Mexico)			
Rebounds per game	33.2	34.8	% = SEC/BIG EAST Challenge (Queens, N.Y.)			
Rebounding margin	-1.6	-				
ASSISTS	94	120				
Assists per game	10.4	13.3				
TURNOVERS	126	138				
Turnovers per game	14.0	15.3				
Turnover margin	+1.3	-				
Assist/turnover ratio	0.7	0.9				
STEALS	52	73				
Steals per game	5.8	8.1				
BLOCKS	24	41				
Blocks per game	2.7	4.6				
ATTENDANCE	42545	57610				
Home games-Avg/Game	4-10636	5-11522				
Neutral site-Avg/Game	-	0-0				

Score by Periods	1st	2nd	OT	Totals
South Carolina	261	271	13	545
Opponents	281	320	4	605



2012-13
 South Carolina Team Game-by-Game Comparison (as of Feb 08, 2013)
 All games

Opponent	1st	2nd	Score	Mar	Total FG	FG Pct	3-Pointers	3FG Pct	Free Throws	FT Pct	Rebounds	Assist	T/Over	Block	Steal	Fouls
UW-MILWAUKEE	23/38	43/28	82-75	+7	28-63/26-67	.444/.388	0-11/14-33	.000/.424	26-31/9-19	.839/.474	45/33 +12	11/17	17/15	7/3	5/7	16/24
MORGAN STATE	45/41	42/30	87-71	+16	30-57/28-53	.526/.528	6-16/2-13	.375/.154	21-26/13-20	.808/.650	35/22 +13	10/13	20/20	2/4	5/11	20/20
RIDER	44/37	44/39	88-76	+12	32-60/27-53	.533/.509	13-27/6-14	.481/.429	11-14/16-21	.786/.762	33/23 +10	22/13	18/17	2/2	5/9	20/13
ELON	23/31	30/34	53-65	(12)	18-56/26-57	.321/.456	6-19/8-15	.316/.533	11-17/5-11	.647/.455	43/30 +13	10/13	22/14	5/6	7/12	16/19
Missouri State	28/33	30/25	74-67	+7	22-39/23-59	.564/.390	8-18/5-19	.444/.263	22-28/16-28	.786/.571	33/29 +4	13/7	25/13	5/0	2/10	24/24
UALR	39/22	35/40	74-62	+12	28-50/23-57	.560/.404	6-16/5-16	.375/.313	12-17/11-23	.706/.478	40/25 +15	14/14	21/12	5/3	9/11	20/18
St. John's	26/38	39/51	65-89	(24)	24-65/33-58	.369/.569	5-23/7-14	.217/.500	12-21/16-24	.571/.667	43/31 +12	10/19	12/7	1/9	2/8	17/18
CLEMSON	27/28	28/36	55-64	(9)	18-52/17-39	.346/.436	4-15/3-11	.267/.273	15-22/27-37	.682/.730	36/29 +7	10/8	19/13	4/8	3/10	28/25
JACKSONVILLE	57/30	34/44	91-74	+17	31-56/26-68	.554/.382	10-16/3-20	.625/.150	19-29/19-28	.655/.679	42/31 +11	20/11	17/7	6/8	3/7	25/22
APPALACHIAN STATE	37/35	37/34	74-69	+5	28-61/23-63	.459/.365	5-15/4-14	.333/.286	13-19/19-22	.684/.864	37/40 (3)	18/12	17/17	8/4	4/6	21/24
Manhattan	36/30	27/27	63-57	+6	20-49/18-45	.408/.400	6-20/8-24	.300/.333	17-25/13-24	.680/.542	42/23 +19	10/16	19/13	1/4	6/13	19/21
PRESBYTERIAN	40/24	36/36	76-60	+16	27-56/23-49	.482/.469	7-16/4-13	.438/.308	15-24/10-13	.625/.769	34/25 +9	15/10	9/15	4/4	5/5	14/18
SOUTH CAROLINA STATE	37/29	43/40	80-69	+11	32-71/26-61	.451/.426	4-16/0-7	.250/.000	12-21/17-22	.571/.773	42/41 +1	16/13	9/15	3/4	4/3	18/21
Mississippi State	26/26	28/30	54-56	(2)	20-51/19-49	.392/.388	8-21/0-10	.381/.000	6-11/18-25	.545/.720	38/29 +9	10/8	24/17	5/8	7/14	20/15
AUBURN	39/38	32/36	71-74	(3)	26-57/24-41	.456/.585	8-20/8-18	.400/.444	11-16/18-28	.688/.643	31/24 +7	20/14	15/17	3/3	4/9	24/23
LSU	35/33	34/36	82-73	+9	26-58/26-64	.448/.406	2-14/8-27	.143/.296	28-37/13-16	.757/.813	36/40 (4)	9/15	15/22	2/3	6/9	16/26
VANDERBILT	19/24	32/34	51-58	(7)	14-59/16-37	.237/.432	4-21/6-13	.190/.462	19-25/20-33	.760/.606	33/40 (7)	7/15	7/18	2/2	9/1	24/21
Missouri	35/27	30/44	65-71	(6)	24-65/19-57	.369/.333	6-20/5-27	.300/.185	11-17/28-36	.647/.778	43/44 (1)	9/10	13/13	2/2	6/10	24/19
ARKANSAS	43/26	32/28	75-54	+21	30-52/21-61	.577/.344	7-12/2-16	.583/.125	8-17/10-15	.471/.667	42/26 +16	17/13	18/9	5/5	2/10	13/19
Florida	10/33	26/42	36-75	(39)	14-45/28-53	.311/.528	2-14/12-21	.143/.571	6-9/7-16	.667/.438	24/38 (14)	8/18	17/12	0/3	7/13	15/9
GEORGIA	30/29	26/38	56-67	(11)	19-53/25-43	.358/.581	7-20/6-13	.350/.462	11-13/11-16	.846/.688	27/30 (3)	9/14	10/13	2/6	6/4	19/15
Kentucky	24/45	31/32	55-77	(22)	17-59/27-44	.288/.614	5-23/5-8	.217/.625	16-24/18-28	.667/.643	25/42 (17)	5/13	7/17	3/9	5/3	23/20

Note: Game totals are displayed in the format TEAM/OPPONENT for each category



2012-13
 South Carolina Category Leaders (as of Feb 08, 2013)
 All games

Points	G	Pts	Pts/G
WILLIAMS, Brenton	22	226	10.3
JACKSON, Lakeem	22	190	8.6
CARRERA, Michael	17	181	10.6
RICHARDSON, Brian	22	180	8.2
ELLINGTON, Bruce	13	133	10.2
KACINAS, Mindaugas	22	131	6.0
SMITH, Eric	22	126	5.7
PAGE, LaShay	9	105	11.7
SLAWSON, RJ	22	103	4.7
LEONARD, Damien	20	74	3.7
CHATKEVICIUS, L.	16	56	3.5
STEELE, Brian	3	2	0.7

FG Percentage	FG	Att	Pct
JACKSON, Lakeem	86	146	.589
KACINAS, Mindaugas	49	90	.544
CARRERA, Michael	60	125	.480
CHATKEVICIUS, L.	21	46	.457
WILLIAMS, Brenton	67	154	.435
SLAWSON, RJ	34	79	.430
RICHARDSON, Brian	63	153	.412
ELLINGTON, Bruce	47	129	.364
PAGE, LaShay	32	93	.344
SMITH, Eric	44	131	.336
LEONARD, Damien	25	83	.301
STEELE, Brian	0	1	.000
PHILLIPS, Shane	0	2	.000
CONSTABLE, Austin	0	2	.000

3-Point Percentage	3FG	Att	Pct
CARRERA, Michael	5	8	.625
JACKSON, Lakeem	2	4	.500
RICHARDSON, Brian	33	83	.398
WILLIAMS, Brenton	31	78	.397
PAGE, LaShay	14	45	.311
ELLINGTON, Bruce	12	44	.273
LEONARD, Damien	13	48	.271
SMITH, Eric	12	48	.250
CHATKEVICIUS, L.	1	4	.250
SLAWSON, RJ	3	12	.250
KACINAS, Mindaugas	3	16	.188
CONSTABLE, Austin	0	1	.000
PHILLIPS, Shane	0	2	.000

Free Throw Percent	FG	Att	Pct
STEELE, Brian	2	2	1.000
PAGE, LaShay	27	31	.871
WILLIAMS, Brenton	61	73	.836
CARRERA, Michael	56	74	.757
RICHARDSON, Brian	21	28	.750
LEONARD, Damien	11	15	.733
SLAWSON, RJ	32	45	.711
KACINAS, Mindaugas	30	44	.682
SMITH, Eric	26	39	.667
ELLINGTON, Bruce	27	43	.628
CHATKEVICIUS, L.	13	21	.619
JACKSON, Lakeem	16	48	.333

Scoring Average	G	Pts	Avg/G
PAGE, LaShay	9	105	11.7
CARRERA, Michael	17	181	10.6
WILLIAMS, Brenton	22	226	10.3
ELLINGTON, Bruce	13	133	10.2
JACKSON, Lakeem	22	190	8.6
RICHARDSON, Brian	22	180	8.2
KACINAS, Mindaugas	22	131	6.0
SMITH, Eric	22	126	5.7
SLAWSON, RJ	22	103	4.7
LEONARD, Damien	20	74	3.7
CHATKEVICIUS, L.	16	56	3.5
STEELE, Brian	3	2	0.7

Field Goal Attempts	G	Att	Att/G
WILLIAMS, Brenton	22	154	7.0
RICHARDSON, Brian	22	153	7.0
JACKSON, Lakeem	22	146	6.6
SMITH, Eric	22	131	6.0
ELLINGTON, Bruce	13	129	9.9

Field Goals Made	G	Made	Made/G
JACKSON, Lakeem	22	86	3.9
WILLIAMS, Brenton	22	67	3.0
RICHARDSON, Brian	22	63	2.9
CARRERA, Michael	17	60	3.5
KACINAS, Mindaugas	22	49	2.2

3-Point FG Attempts	G	Att	Att/G
RICHARDSON, Brian	22	83	3.8
WILLIAMS, Brenton	22	78	3.5
LEONARD, Damien	20	48	2.4
SMITH, Eric	22	48	2.2
PAGE, LaShay	9	45	5.0

3-Point FG Made	G	Made	Made/G
RICHARDSON, Brian	22	33	1.5
WILLIAMS, Brenton	22	31	1.4
PAGE, LaShay	9	14	1.6
LEONARD, Damien	20	13	0.7
ELLINGTON, Bruce	13	12	0.9
SMITH, Eric	22	12	0.5

Free Throw Attempts	G	Att	Att/G
CARRERA, Michael	17	74	4.4
WILLIAMS, Brenton	22	73	3.3
JACKSON, Lakeem	22	48	2.2
SLAWSON, RJ	22	45	2.0
KACINAS, Mindaugas	22	44	2.0

Free Throws Made	G	Made	Made/G
WILLIAMS, Brenton	22	61	2.8
CARRERA, Michael	17	56	3.3
SLAWSON, RJ	22	32	1.5
KACINAS, Mindaugas	22	30	1.4
ELLINGTON, Bruce	13	27	2.1
PAGE, LaShay	9	27	3.0



2012-13
 South Carolina Category Leaders (as of Feb 08, 2013)
 All games

Rebounds	G	Reb	Reb/G
JACKSON, Lakeem	22	143	6.5
CARRERA, Michael	17	118	6.9
KACINAS, Mindaugas	22	94	4.3
SLAWSON, RJ	22	85	3.9
RICHARDSON, Brian	22	55	2.5

Assists	G	No.	Ast/G
SMITH, Eric	22	71	3.2
JACKSON, Lakeem	22	49	2.2
WILLIAMS, Brenton	22	27	1.2
ELLINGTON, Bruce	13	26	2.0
RICHARDSON, Brian	22	26	1.2

Rebound Average	G	Reb	Avg/G
CARRERA, Michael	17	118	6.9
JACKSON, Lakeem	22	143	6.5
KACINAS, Mindaugas	22	94	4.3
SLAWSON, RJ	22	85	3.9
PAGE, LaShay	9	30	3.3

Steals	G	No.	Stl/G
WILLIAMS, Brenton	22	17	0.8
ELLINGTON, Bruce	13	16	1.2
JACKSON, Lakeem	22	16	0.7
SMITH, Eric	22	13	0.6
SLAWSON, RJ	22	12	0.5

Offensive Rebounds	G	No.	Avg/G
JACKSON, Lakeem	22	53	2.4
CARRERA, Michael	17	46	2.7
SLAWSON, RJ	22	42	1.9
KACINAS, Mindaugas	22	42	1.9
RICHARDSON, Brian	22	18	0.8
LEONARD, Damien	20	18	0.9

Blocked Shots	G	No.	Blk/G
JACKSON, Lakeem	22	17	0.8
KACINAS, Mindaugas	22	15	0.7
SLAWSON, RJ	22	12	0.5
CARRERA, Michael	17	11	0.6
RICHARDSON, Brian	22	9	0.4

Defensive Rebounds	G	No.	Avg/G
JACKSON, Lakeem	22	90	4.1
CARRERA, Michael	17	72	4.2
KACINAS, Mindaugas	22	52	2.4
SLAWSON, RJ	22	43	2.0
RICHARDSON, Brian	22	37	1.7

Minutes	G	No.	Min/G
JACKSON, Lakeem	22	678	30.8
SMITH, Eric	22	607	27.6
KACINAS, Mindaugas	22	487	22.1
WILLIAMS, Brenton	22	476	21.6
RICHARDSON, Brian	22	423	19.2

Fouls	G	No.	Per/G
SLAWSON, RJ	22	75	3.4
CARRERA, Michael	17	58	3.4
KACINAS, Mindaugas	22	56	2.5
JACKSON, Lakeem	22	50	2.3
RICHARDSON, Brian	22	39	1.8

Turnovers	G	No.	TO/G
SMITH, Eric	22	50	2.3
JACKSON, Lakeem	22	47	2.1
ELLINGTON, Bruce	13	47	3.6
KACINAS, Mindaugas	22	36	1.6
CARRERA, Michael	17	31	1.8

Foulsouts	G	No.
CARRERA, Michael	17	3
SLAWSON, RJ	22	3
KACINAS, Mindaugas	22	1
ELLINGTON, Bruce	13	1



2012-13
South Carolina Team High/Low Analysis (as of Feb 08, 2013)
All games

South Carolina - TEAM GAME HIGHS

POINTS	91	JACKSONVILLE (12/7/12)
	88	RIDER (11/19/12)
	87	MORGAN STATE (11/16/12)
	82	at LSU (01/16/13)
	82	UW-MILWAUKEE (11/11/12)
FIELD GOALS MADE	32	SOUTH CAROLINA STATE (1/5/13)
	32	RIDER (11/19/12)
FIELD GOAL ATTEMPTS	71	SOUTH CAROLINA STATE (1/5/13)
	65	at Missouri (1-22-13)
	65	at St. John's (11/29/12)
FIELD GOAL PERCENTAGE	.577 (30-52)	ARKANSAS (1/26/13)
	.564 (22-39)	vs Missouri State (11/24/12)
3 PT FIELD GOALS MADE	13	RIDER (11/19/12)
	10	JACKSONVILLE (12/7/12)
3 PT FG ATTEMPTS	27	RIDER (11/19/12)
	23	at Kentucky (02/05/13)
	23	at St. John's (11/29/12)
3 PT FG PERCENTAGE	.625 (10-16)	JACKSONVILLE (12/7/12)
	.583 (7-12)	ARKANSAS (1/26/13)
FREE THROWS MADE	28	at LSU (01/16/13)
	26	UW-MILWAUKEE (11/11/12)
FREE THROW ATTEMPTS	37	at LSU (01/16/13)
	31	UW-MILWAUKEE (11/11/12)
FREE THROW PERCENTAGE	.846 (11-13)	GEORGIA (2/2/13)
	.839 (26-31)	UW-MILWAUKEE (11/11/12)
REBOUNDS	45	UW-MILWAUKEE (11/11/12)
	43	at Missouri (1-22-13)
	43	at St. John's (11/29/12)
	43	ELON (11/21/12)
ASSISTS	22	RIDER (11/19/12)
	20	AUBURN (01-12-13)
	20	JACKSONVILLE (12/7/12)
STEALS	9	VANDERBILT (1/19/13)
	9	vs UALR (11/25/12)
BLOCKED SHOTS	8	APPALACHIAN STATE (12/19/12)
	7	UW-MILWAUKEE (11/11/12)
TURNOVERS	25	vs Missouri State (11/24/12)
	24	at Mississippi State (01-09-13)
FOULS	28	CLEMSON (12/2/12)
	25	JACKSONVILLE (12/7/12)



2012-13
South Carolina High/Low Analysis (as of Feb 08, 2013)
All games

Opponent - GAME HIGHS

POINTS	89	at St. John's (11/29/12)
	77	at Kentucky (02/05/13)
	76	RIDER (11/19/12)
	75	at Florida (1/30/13)
	75	UW-MILWAUKEE (11/11/12)
FIELD GOALS MADE	33	at St. John's (11/29/12)
	28	at Florida (1/30/13)
	28	MORGAN STATE (11/16/12)
FIELD GOAL ATTEMPTS	68	JACKSONVILLE (12/7/12)
	67	UW-MILWAUKEE (11/11/12)
FIELD GOAL PERCENTAGE	.614 (27-44)	at Kentucky (02/05/13)
	.585 (24-41)	AUBURN (01-12-13)
3 PT FIELD GOALS MADE	14	UW-MILWAUKEE (11/11/12)
	12	at Florida (1/30/13)
3 PT FG ATTEMPTS	33	UW-MILWAUKEE (11/11/12)
	27	at Missouri (1-22-13)
	27	at LSU (01/16/13)
3 PT FG PERCENTAGE	.625 (5-8)	at Kentucky (02/05/13)
	.571 (12-21)	at Florida (1/30/13)
FREE THROWS MADE	28	at Missouri (1-22-13)
	27	CLEMSON (12/2/12)
FREE THROW ATTEMPTS	37	CLEMSON (12/2/12)
	36	at Missouri (1-22-13)
FREE THROW PERCENTAGE	.864 (19-22)	APPALACHIAN STATE (12/19/12)
	.813 (13-16)	at LSU (01/16/13)
REBOUNDS	44	at Missouri (1-22-13)
	42	at Kentucky (02/05/13)
ASSISTS	19	at St. John's (11/29/12)
	18	at Florida (1/30/13)
STEALS	14	at Mississippi State (01-09-13)
	13	at Florida (1/30/13)
	13	vs Manhattan (12/22/12)
BLOCKED SHOTS	9	at Kentucky (02/05/13)
	9	at St. John's (11/29/12)
TURNOVERS	22	at LSU (01/16/13)
	20	MORGAN STATE (11/16/12)
FOULS	26	at LSU (01/16/13)
	25	CLEMSON (12/2/12)



2012-13
South Carolina High/Low Analysis (as of Feb 08, 2013)
All games

South Carolina - GAME LOWS

POINTS	36		at Florida (1/30/13)
	51		VANDERBILT (1/19/13)
	53		ELON (11/21/12)
	54		at Mississippi State (01-09-13)
	55		CLEMSON (12/2/12)
	55		at Kentucky (02/05/13)
FIELD GOALS MADE	14		VANDERBILT (1/19/13)
	14		at Florida (1/30/13)
FIELD GOAL ATTEMPTS	39		vs Missouri State (11/24/12)
	45		at Florida (1/30/13)
FIELD GOAL PERCENTAGE	.237	(14-59)	VANDERBILT (1/19/13)
	.288	(17-59)	at Kentucky (02/05/13)
3 PT FIELD GOALS MADE	0		UW-MILWAUKEE (11/11/12)
	2		at LSU (01/16/13)
	2		at Florida (1/30/13)
3 PT FG ATTEMPTS	11		UW-MILWAUKEE (11/11/12)
	12		ARKANSAS (1/26/13)
3 PT FG PERCENTAGE	.000	(0-11)	UW-MILWAUKEE (11/11/12)
	.143	(2-14)	at LSU (01/16/13)
	.143	(2-14)	at Florida (1/30/13)
FREE THROWS MADE	6		at Mississippi State (01-09-13)
	6		at Florida (1/30/13)
FREE THROW ATTEMPTS	9		at Florida (1/30/13)
	11		at Mississippi State (01-09-13)
FREE THROW PERCENTAGE	.471	(8-17)	ARKANSAS (1/26/13)
	.545	(6-11)	at Mississippi State (01-09-13)
REBOUNDS	24		at Florida (1/30/13)
	25		at Kentucky (02/05/13)
ASSISTS	5		at Kentucky (02/05/13)
	7		VANDERBILT (1/19/13)
STEALS	2		vs Missouri State (11/24/12)
	2		at St. John's (11/29/12)
	2		ARKANSAS (1/26/13)
BLOCKED SHOTS	0		at Florida (1/30/13)
	1		at St. John's (11/29/12)
	1		vs Manhattan (12/22/12)
TURNOVERS	7		VANDERBILT (1/19/13)
	7		at Kentucky (02/05/13)
FOULS	13		ARKANSAS (1/26/13)
	14		PRESBYTERIAN (12/29/12)



2012-13
South Carolina High/Low Analysis (as of Feb 08, 2013)
All games

Opponent - GAME LOWS

POINTS	54	ARKANSAS (1/26/13)
	56	at Mississippi State (01-09-13)
	57	vs Manhattan (12/22/12)
	58	VANDERBILT (1/19/13)
	60	PRESBYTERIAN (12/29/12)
FIELD GOALS MADE	16	VANDERBILT (1/19/13)
	17	CLEMSON (12/2/12)
FIELD GOAL ATTEMPTS	37	VANDERBILT (1/19/13)
	39	CLEMSON (12/2/12)
FIELD GOAL PERCENTAGE	.333 (19-57)	at Missouri (1-22-13)
	.344 (21-61)	ARKANSAS (1/26/13)
3 PT FIELD GOALS MADE	0	SOUTH CAROLINA STATE (1/5/13)
	0	at Mississippi State (01-09-13)
3 PT FG ATTEMPTS	7	SOUTH CAROLINA STATE (1/5/13)
	8	at Kentucky (02/05/13)
3 PT FG PERCENTAGE	.000 (0-7)	SOUTH CAROLINA STATE (1/5/13)
	.000 (0-10)	at Mississippi State (01-09-13)
FREE THROWS MADE	5	ELON (11/21/12)
	7	at Florida (1/30/13)
FREE THROW ATTEMPTS	11	ELON (11/21/12)
	13	PRESBYTERIAN (12/29/12)
FREE THROW PERCENTAGE	.438 (7-16)	at Florida (1/30/13)
	.455 (5-11)	ELON (11/21/12)
REBOUNDS	22	MORGAN STATE (11/16/12)
	23	RIDER (11/19/12)
	23	vs Manhattan (12/22/12)
ASSISTS	7	vs Missouri State (11/24/12)
	8	CLEMSON (12/2/12)
	8	at Mississippi State (01-09-13)
STEALS	1	VANDERBILT (1/19/13)
	3	SOUTH CAROLINA STATE (1/5/13)
	3	at Kentucky (02/05/13)
BLOCKED SHOTS	0	vs Missouri State (11/24/12)
	2	RIDER (11/19/12)
	2	VANDERBILT (1/19/13)
	2	at Missouri (1-22-13)
TURNOVERS	7	at St. John's (11/29/12)
	7	JACKSONVILLE (12/7/12)
FOULS	9	at Florida (1/30/13)
	13	RIDER (11/19/12)



2012-13
 South Carolina Player High/Low Analysis (as of Feb 08, 2013)
 All games

South Carolina - I N D I V I D U A L G A M E H I G H S

Points	23		CARRERA, Michael at LSU (01/16/13)
	22		PAGE, LaShay vs Missouri State (11/24/12)
	22		WILLIAMS, Brenton vs Rider (11/19/12)
	20		RICHARDSON, Brian vs Arkansas (1/26/13)
	20		RICHARDSON, Brian at Mississippi State (01-09-13)
	20		PAGE, LaShay vs Morgan State (11/16/12)
Field Goals Made	8		RICHARDSON, Brian vs Arkansas (1/26/13)
	8		ELLINGTON, Bruce vs Auburn (01-12-13)
	8		JACKSON, Lakeem vs South Carolina State (1/5/13)
	8		JACKSON, Lakeem vs Appalachian State (12/19/12)
	8		KACINAS, Mindaugas vs Rider (11/19/12)
Field Goal Att.	19		RICHARDSON, Brian at Mississippi State (01-09-13)
	18		PAGE, LaShay vs UW-Milwaukee (11/11/12)
FG Pct (min 5 made)	1.000	(7-7)	WILLIAMS, Brenton vs UALR (11/25/12)
	.875	(7-8)	JACKSON, Lakeem vs Rider (11/19/12)
3-Point FG Made	5		LEONARD, Damien vs Auburn (01-12-13)
	5		RICHARDSON, Brian at Mississippi State (01-09-13)
	5		WILLIAMS, Brenton vs Rider (11/19/12)
3-Point FG Att.	11		RICHARDSON, Brian at Mississippi State (01-09-13)
	8		LEONARD, Damien vs Auburn (01-12-13)
	8		WILLIAMS, Brenton vs Manhattan (12/22/12)
	8		WILLIAMS, Brenton vs Rider (11/19/12)
3-Pt FG Pct (min 2 made)	1.000	(4-4)	RICHARDSON, Brian vs Jacksonville (12/7/12)
	1.000	(2-2)	ELLINGTON, Bruce vs Arkansas (1/26/13)
	1.000	(2-2)	WILLIAMS, Brenton vs Appalachian State (12/19/12)
	1.000	(2-2)	ELLINGTON, Bruce vs Appalachian State (12/19/12)
Free Throws Made	9		CARRERA, Michael at LSU (01/16/13)
	9		WILLIAMS, Brenton at LSU (01/16/13)
Free Throw Att.	10		CARRERA, Michael at LSU (01/16/13)
	10		WILLIAMS, Brenton at LSU (01/16/13)
	10		ELLINGTON, Bruce vs Jacksonville (12/7/12)
FT Pct (min 3 made)	1.000	(8-8)	WILLIAMS, Brenton vs UW-Milwaukee (11/11/12)
	1.000	(6-6)	PAGE, LaShay vs Morgan State (11/16/12)
	1.000	(5-5)	PAGE, LaShay vs Appalachian State (12/19/12)
	1.000	(5-5)	CARRERA, Michael vs UW-Milwaukee (11/11/12)
	1.000	(4-4)	CHATKEVICIUS, L. at Missouri (1-22-13)
	1.000	(4-4)	CARRERA, Michael vs Auburn (01-12-13)
	1.000	(4-4)	WILLIAMS, Brenton vs Clemson (12/2/12)
	1.000	(3-3)	SMITH, Eric vs Vanderbilt (1/19/13)
	1.000	(3-3)	KACINAS, Mindaugas vs Clemson (12/2/12)
	1.000	(3-3)	PAGE, LaShay vs UALR (11/25/12)
	1.000	(3-3)	RICHARDSON, Brian vs Rider (11/19/12)
	1.000	(3-3)	WILLIAMS, Brenton vs Rider (11/19/12)
	1.000	(3-3)	WILLIAMS, Brenton vs Morgan State (11/16/12)
Rebounds	15		JACKSON, Lakeem vs UALR (11/25/12)
	15		CARRERA, Michael vs UW-Milwaukee (11/11/12)
Assists	9		SMITH, Eric vs Appalachian State (12/19/12)
	7		SMITH, Eric vs South Carolina State (1/5/13)
	7		SMITH, Eric vs Jacksonville (12/7/12)
Steals	3		CARRERA, Michael vs Georgia (2/2/13)
	3		ELLINGTON, Bruce vs Vanderbilt (1/19/13)
	3		ELLINGTON, Bruce at LSU (01/16/13)
	3		SMITH, Eric vs UALR (11/25/12)

Blocked Shots	4	JACKSON, Lakeem at Mississippi State (01-09-13)
	3	SLAWSON, RJ vs Presbyterian (12/29/12)
	3	KACINAS, Mindaugas vs Appalachian State (12/19/12)
	3	CARRERA, Michael vs UW-Milwaukee (11/11/12)
Turnovers	9	ELLINGTON, Bruce at Mississippi State (01-09-13)
	7	ELLINGTON, Bruce at Florida (1/30/13)
	7	SMITH, Eric vs Manhattan (12/22/12)
Fouls	5	CARRERA, Michael at Missouri (1-22-13)
	5	SLAWSON, RJ at Missouri (1-22-13)
	5	ELLINGTON, Bruce vs Vanderbilt (1/19/13)
	5	CARRERA, Michael vs Auburn (01-12-13)
	5	CARRERA, Michael vs Clemson (12/2/12)
	5	KACINAS, Mindaugas vs Clemson (12/2/12)
	5	SLAWSON, RJ vs UALR (11/25/12)
	5	SLAWSON, RJ vs Morgan State (11/16/12)



2012-13
 South Carolina Opponent High/Low Analysis (as of Feb 08, 2013)
 All games

OPPONENT INDIVIDUAL GAME HIGHS

Points	28		AARON, Jordan vs UW-Milwaukee (11/11/12)
	26		HARRISON, D'Angelo at St. John's (11/29/12)
	26		Lindsey, Nurideen vs Rider (11/19/12)
	24		HEZEKIAH,Matthew vs South Carolina State (1/5/13)
	22		POWELL, Marshawn vs Arkansas (1/26/13)
Field Goals Made	12		HEZEKIAH,Matthew vs South Carolina State (1/5/13)
	9		POWELL, Marshawn vs Arkansas (1/26/13)
	9		Lindsey, Nurideen vs Rider (11/19/12)
	9		BLACK,Justin vs Morgan State (11/16/12)
	9		AARON, Jordan vs UW-Milwaukee (11/11/12)
Field Goal Att.	24		AARON, Jordan vs UW-Milwaukee (11/11/12)
	18		Ross, Earnest at Missouri (1-22-13)
	18		HEZEKIAH,Matthew vs South Carolina State (1/5/13)
FG Pct (min 5 made)	1.000	(6-6)	Harrow, Ryan at Kentucky (02/05/13)
	1.000	(6-6)	Greene Jr, Brian vs Auburn (01-12-13)
3-Point FG Made	7		AARON, Jordan vs UW-Milwaukee (11/11/12)
	6		Richards, Shane vs Manhattan (12/22/12)
3-Point FG Att.	14		AARON, Jordan vs UW-Milwaukee (11/11/12)
	11		HICKEY, Anthony at LSU (01/16/13)
	11		Richards, Shane vs Manhattan (12/22/12)
3-Pt FG Pct (min 2 made)	1.000	(2-2)	Murphy, Erik at Florida (1/30/13)
	1.000	(2-2)	FULLER, Kyle vs Vanderbilt (1/19/13)
	1.000	(2-2)	Greene Jr, Brian vs Auburn (01-12-13)
	1.000	(2-2)	GREENE IV, Phil at St. John's (11/29/12)
	1.000	(2-2)	HAARMSMA, James vs UW-Milwaukee (11/11/12)
Free Throws Made	10		Oriakhi, Alex at Missouri (1-22-13)
	9		Hall, Rod vs Clemson (12/2/12)
Free Throw Att.	12		Goodwin, Archie at Kentucky (02/05/13)
	12		Hall, Rod vs Clemson (12/2/12)
FT Pct (min 3 made)	1.000	(10-10)	Oriakhi, Alex at Missouri (1-22-13)
	1.000	(8-8)	ADAMS,Adama vs South Carolina State (1/5/13)
	1.000	(7-7)	HUBBARD,Anthony vs Morgan State (11/16/12)
	1.000	(6-6)	CANTY, Jay vs Appalachian State (12/19/12)
	1.000	(4-4)	CARMOUCHE, Charles at LSU (01/16/13)
	1.000	(4-4)	FLEMING, Kordario vs Jacksonville (12/7/12)
	1.000	(4-4)	Marcus Marshall vs Missouri State (11/24/12)
	1.000	(3-3)	Mays, Julius at Kentucky (02/05/13)
	1.000	(3-3)	Poythress, Alex at Kentucky (02/05/13)
	1.000	(3-3)	BASKIN, Tevin vs Appalachian State (12/19/12)
	1.000	(3-3)	TRICE, Jamaal vs Appalachian State (12/19/12)
	1.000	(3-3)	HAYWOOD, Jarvis vs Jacksonville (12/7/12)
	1.000	(3-3)	Neighbour, Will vs UALR (11/25/12)
Rebounds	14		HEZEKIAH,Matthew vs South Carolina State (1/5/13)
	13		POWELL, Marshawn vs Arkansas (1/26/13)
Assists	7		Boynton, Kenny at Florida (1/30/13)
	7		Pressey, Phil at Missouri (1-22-13)
	7		Wallace,Josh vs Auburn (01-12-13)
	7		NEAL, Mike vs Appalachian State (12/19/12)
Steals	5		Fred Thomas at Mississippi State (01-09-13)
	5		JACKSON,DeWayne vs Morgan State (11/16/12)
Blocked Shots	5		Noel, Nerlens at Kentucky (02/05/13)
	5		McDaniels, K.J. vs Clemson (12/2/12)
Turnovers	8		JACKSON,DeWayne vs Morgan State (11/16/12)

	7	Craig Sword at Mississippi State (01-09-13)
Fouls	5	Oriakhi, Alex at Missouri (1-22-13)
	5	O'BRYANT,III, Johnny at LSU (01/16/13)
	5	Johnson,Noel vs Auburn (01-12-13)
	5	DOWNING, Jordan vs Presbyterian (12/29/12)
	5	Brown, Rhamel vs Manhattan (12/22/12)
	5	BASKIN, Tevin vs Appalachian State (12/19/12)
	5	Harrison, Damarcus vs Clemson (12/2/12)
	5	WINTERS, Ryan vs Elon (11/21/12)
	5	HUBBARD,Anthony vs Morgan State (11/16/12)
	5	AARON, Jordan vs UW-Milwaukee (11/11/12)