



# GAMECOCK VOLLEYBALL

# SOUTH CAROLINA

## UPCOMING OPPONENTS



**Auburn** (10-5, 2-1 Away, 2-1 SEC)  
**Fri., Oct. 9, 7:00 PM**  
*Carolina Volleyball Center*

**Series** South Carolina leads 22-15  
**Trend** Auburn has won 7 of the last 10 matches  
 Carolina has not won at home in the series since 2011  
**Last Meeting** Auburn won 3-2 (11/16/2014)




**Texas A&M** (9-5, 2-3 Away, 2-1 SEC)  
**Sun., Oct. 11, 1:00 PM**  
*Carolina Volleyball Center*

**Series** Texas A&M leads 6-1  
**Trend** Carolina's lone win came at home in 2013  
 The Aggies have never lost a set to S.C. at A&M  
**Last Meeting** Texas A&M won 3-2 (10/19/2014)

## TABLE OF CONTENTS

- ✓ Scouting the opponents (p. 2)
- ✓ South Carolina team notes (ps. 3-5)
- ✓ Match-by-match leaders (p. 6)
- ✓ Match-by-match leaders (p. 7)
- ✓ 2015 statistics (p. 8-9)
- ✓ Match Box Scores (ps. 10-14)
- ✓ Career, match records (ps. 15-19)
- ✓ Head coach Scott Swanson's bio (p. 20)
- ✓ Individual player pages (ps. 21-36)
- ✓ Spot chart (p. 37)

## PROJECTED STARTERS (Based on last match)



## 2015 ROSTER

NO	NAME	HT	POS	YR	EXP	HOMETOWN (LAST SCHOOL)
1	Madison Borowski	5-9	S	FR	HS	Austin, Texas (Westlake)
2	Joely Cabrera	5-6	DS/Libero	JR	TR	Seca, Puerto Rico (Daytona State)
3	Dessaa Legros	5-10	MB/OH	JR	2L	Kennesaw, Ga. (Allatoona)
4	Darian Dozier	6-1	MB/RS	SR	3L	Sandy Spring, Md. (St. Johns College)
5	Aubrey Ezell	5-8	S	FR	HS	Granbury, Texas (Granbury)
6	Sarah Blomgren	5-11	RS/OH	SR	3L	Canyon Country, Calif. (Saugus)
7	Jacqy Angermiller	6-2	MB/RS	JR	2L	Dallas, Texas (LD Bell)
9	Megan Kirkland	5-7	DS/Libero	JR	2L	Lugoff, S.C. (Lugoff-Elgin)
10	Emma Lock	5-9	DS/Libero	FR	HS	Lee's Summit, Mo. (Lee's Summit)
11	Koko Atoa-Williams	5-10	OH	JR	2L	Reno, Nev. (Bishop Manogue)
12	Courtney Furlong	6-3	OH	FR	HS	Oviedo, Fla. (Oviedo)
14	Katlyn McDaniel	6-0	MB	JR	2L	Columbia, S.C. (Spring Valley)
15	Jesse Turner	6-2	MB/RS	FR	HS	Austin, Texas (Westlake)
17	Elizabeth Johnbull	6-0	MB	SR	3L	Pflugerville, Texas (Connally)
22	Claire Blumenthal	5-5	DS/Libero	FR	HS	Tampa, Fla. (Tampa Preparatory)
23	Callie Brown	6-1	MB/RS	FR	HS	Summerfield, N.C. (Rockingham County)
25	Courtney McKeag	6-0	MB/OH	RS FR	RS	San Juan Capistrano, Calif. (San Juan Hills)

## 2015 SCHEDULE (7-10, 0-4 SEC)

DATE	OPPONENT	RESULT/TIME
8/28	Southeastern Louisiana %	W, 3-0
8/29	NC Central %	W, 3-0
	NC State %	L, 3-0
9/4	vs. Clemson #	W, 3-1
9/5	vs. Winthrop #	W, 3-2
	at Furman #	L, 3-1
9/11	vs. Pittsburgh ^	L, 3-1
	at #24 Michigan ^	L, 3-0
9/12	vs. Western Michigan ^	L, 3-1
9/18	East Carolina &	W, 3-0
9/19	Charleston Southern &	W, 3-1
	Wofford &	W, 3-0
9/22	Coastal Carolina	L, 3-1
9/25	Kentucky*	L, 3-0
9/27	at LSU*	L, 3-0
10/2	at Ole Miss*	L, 3-1
10/4	at Mississippi State*	L, 3-2
10/9	Auburn*	7 PM
10/11	Texas A&M*	1 PM
10/14	at Georgia*	8 PM
10/18	at Tennessee*	1:30 PM
10/25	Arkansas*	1:30 PM
10/30	Florida*	7 PM
11/1	Ole Miss*	1 PM
11/6	at Auburn*	8 PM
11/8	at Alabama*	3 PM
11/11	Tennessee*	6 PM
11/20	Mississippi State*	7 PM
11/22	Alabama*	1:30 PM
11/25	at Arkansas*	8 PM
11/27	at Missouri*	7:30 PM

All times Eastern | Home matches in bold  
 % Gamecock Invitational | # Furman Carolina Classic  
 ^ Michigan Challenge | & Carolina Classic  
 \* SEC match

## ON THE AIR



TV ..... SEC Network  
 Play-by-Play..... Melissa Lee  
 Color Analyst..... Nell Fortner

## GAMECOCK STAFF

**Head Coach** ..... Scott Swanson  
**Alma Mater** ..... Arizona State, 1995  
**Overall Record (Years)** ..... 118-132 (9th)  
**Record at Carolina (Years)** ..... 68-74 (5th)  
**Assistant Coach/Rec. Coordinator**... Dottie Hampton  
**Alma Mater** ..... IPFW  
**Year at SC** ..... 2nd  
**Assistant Coach**..... Shonda Cole  
**Alma Mater** ..... South Carolina  
**Year at SC** ..... 2nd (1st as full-time assistant)  
**Volunteer Assistant** ..... Tim Walenga  
**Director of Operations** ..... Amanda Brungs  
**Graduate Assistant** ..... Morgan Page

**QUICK FACTS**

**Location** ..... Columbia, S.C.  
**Founded** ..... 1801  
**Enrollment** ..... 32,972  
**Colors** ..... Garnet (PMS 202C) & Black  
**Nickname** ..... Gamecocks  
**Affiliation** ..... NCAA Division I  
**Conference** ..... Southeastern (Eastern Division)  
**President** ..... Dr. Harris Pastides  
**Athletic Director** ..... Ray Tanner  
**Home Court** ..... Carolina Volleyball Center  
**2014 Record** ..... 17-14  
**2014 Conference Record** ..... 7-11  
**2014 Conference Finish** ..... T-8th  
**Starters Returning/Lost +Libero** ..... 4/3+Libero  
**Letterwinners Returning/Lost** ..... 10/5  
**Newcomers** ..... 8

**MEDIA INFORMATION**

**Director of Media Relations** ..... Steve Fink  
**Asst. Director/Volleyball** ..... Joe Kepler  
**Office Phone** ..... (803) 777-5539  
**Email** ..... keplerj@mailbox.sc.edu  
**Personal Phone** ..... (716) 254-1711  
**Office Fax** ..... (803) 777-2967  
**Department Website** ..... GamecocksOnline.com  
**Dept. Facebook** ..... /GamecocksOnline  
**Team Facebook** ..... /GamecockVolleyball  
**Dept. Twitter** ..... @GamecocksOnline  
**Team Twitter** ..... @GamecockVolley  
**Mailing Address** ..... 1304 Heyward St.  
 Rice Athletics Center  
 Columbia, SC 29208

**PRONUNCIATION GUIDE**

KoKo Atoa-Williams ..... Uh-TOE-uh  
 Sarah Blomgren ..... BLOHM-grin  
 Claire Blumenthal ..... BLUE-men-thall  
 Joely Cabrera ..... JOE-elly  
 Dessaa Legros ..... Luh-GROSS

**ABBREVIATIONS**

When needing to abbreviate South Carolina for your scoreboard or broadcast boxes, the preferred shortenings are S. Carolina or SC. Please refrain from using USC or SCAR when referring to the University of South Carolina. Proper logos and wordmarks can be emailed for use by any media outlet upon request. Thank you.

**NOTEWORTHY**

**SCOUTING AUBURN (10/9)**

- Now in his fifth year at Auburn, head coach Rick Nold's Tigers enter the weekend at 10-5 overall, 2-1 in the SEC with wins over Tennessee and LSU at home.
- The team returns all six starters and libero from 2014, when it finished 13-18 and 5-13 in the SEC.
- The team has a very diverse offense, with four different hitters sitting with 130 kills or more through its first 15 matches. Brenna McIlroy leads the attack with 171 kills (2.90 per set). Four Tigers average 2.50 points per set or better, with McIlroy's 3.36 mark also tops.
- The team ranks 11th in the SEC in hitting percentage (at .198) but are fourth in opponent hitting percentage (.174). That comes from a solid back line of the defense, which puts up 15.80 digs per set (third best in the SEC). It has made up for the fact that Auburn only averages 1.92 blocks per set (12th in the SEC).

**SERIES HISTORY VS. THE TIGERS**

- Sunday will be the 38th meeting between Carolina and Auburn, with the Gamecocks ahead 22-15.
- Auburn has won seven of the last 10 matches, and the Gamecocks have not won at the CVC over the Tigers since the 2011 season.
- In the most recent meeting, the Tigers won 3-2 after the two teams traded off the first four sets. An 8-0 run in the fifth set would be the difference for Auburn. Koko Atoa-Williams recorded her team-leading ninth double-double of the season, matching her career high with 18 kills and adding 10 digs.

**SCOUTING TEXAS A&M (10/11)**

- The Aggies are in year 23 under the direction of Laurie Corbelli, and are coming off a 21-9 record in 2014 (13-5 SEC). The team made the NCAA tournament but did not make it out of the first round.
- A&M returns all six starters and its libero from 2014, and added five newcomers to the roster.
- Of those six starters back on campus, three were AVCA All-Americans from 2014 (Shelby Sullivan, Stephanie Aiple, Jazzmin Babers).
- The team is currently 2-1 in conference and enters the weekend coming off two sweeps at Auburn and at home versus Ole Miss. Its lone loss came at home in four sets to Arkansas.
- Both Babers (3rd) and Sullivan (7th) rank in the top ten for hitting percentage among SEC athletes, at .412 and .381, respectively. Babers also ranks second in the conference in blocks, averaging 1.45 per set and 77 total (12 solo).
- In the team rankings for the SEC, the Aggies rank third in kills and hitting percentage, at 743 and .272, respectively, but are worst in the conference in opponent hitting percentage, allowing .224. They also rank last in the SEC in aces and are the only team to not average at least one ace per set.
- To add perspective to how strong the Aggies are with their in-system offense, primary setter Stephanie Aiple ranks third in the SEC at 11.12 assists per set despite the fact that secondary setter Kaysie Shebeck is averaging 8.88 assists per set on her own.

**SERIES HISTORY VS. THE AGGIES**

- Friday will be the eighth meeting all-time between the two relatively new rivals.
- Carolina's lone win in the series came at home in 2013, the Aggies have never dropped a set over three matches at College Station.
- In the most recent meeting, the Aggies edged out Carolina 3-2 in Columbia. They entered the match ranked 20th in the country, but the Gamecocks earned a 2-1 lead before dropping the final two sets (including 15-13 in the fifth).

**SOUTH CAROLINA AT A GLANCE**

- South Carolina enters its fifth season under the direction of head coach Scott Swanson.
- The Gamecocks went 17-14 overall and 7-11 in the SEC in 2014.
- The seven SEC wins were Carolina's most during under Swanson and the most since 2008 (12).
- The Gamecocks return 10 letter winners from 2014, including five who started 10 or more matches (Koko Atoa-Williams, Darian Dozier, Sarah Blomgren, Jacqy Angermiller, Megan Kirkland).
- The Gamecocks' roster is eight freshmen (seven true freshmen), six juniors, and three seniors.
- A total of nine states - California (2), Florida (2), Georgia (1), Maryland (1), Missouri (1), Nevada (1), North Carolina (1), South Carolina (2), Texas (5) - and Puerto Rico (1) are represented on the Gamecock roster.

### AVCA POLL | OCT. 5

#	Team (1st-Place)	Pts	W-L	Prev
1	Southern California (59)	1595	16-0	2
2	Texas (1)	1491	13-1	3
3	Penn State (2)	1470	14-1	1
4	Nebraska	1388	12-2	4
5	Arizona State (2)	1368	15-0	6
6	Washington	1310	13-1	5
7	Stanford	1132	8-4	8
8	Hawai'i	1100	14-1	10
9	Ohio State	1090	14-2	13
10	Kansas	1029	15-0	12
11	Minnesota	902	11-3	16
12	UCLA	892	11-3	11
13	Illinois	789	11-4	7
14	Arizona	754	12-4	14
15	BYU	734	13-2	15
16	Wisconsin	624	10-4	19
17	Florida	567	9-4	9
18	Florida State	540	11-4	17
19	Purdue	505	13-2	18
20	Kentucky	386	11-5	21
21	Colorado State	368	11-3	20
22	Arkansas	257	13-2	NR
23	Western Kentucky	125	17-2	NR
24	Michigan	103	12-3	23
25	Oregon	70	8-5	22

**Dropped Out:** Wyoming 25; Long Beach State 24

**Receiving Votes:** Missouri 45; Michigan State 26; Ohio 24; San Diego 16; Wyoming 15; Long Beach State 13; Louisville 13; North Carolina 13; Creighton 11; Pacific 11; Santa Clara 7; Colorado 6

**Next Poll:** Oct. 12

### SEC STANDINGS

Team	CONF		ALL	
	W-L	Pct.	W-L	Pct.
Kentucky	4-0	1.000	11-5	.688
Arkansas	3-0	1.000	13-2	.867
Missouri	2-0	1.000	14-1	.933
Auburn	2-1	.667	10-5	.667
Texas A&M	2-1	.667	9-5	.643
Tennessee	2-2	.500	16-3	.842
Mississippi State	2-2	.500	12-5	.706
LSU	2-2	.500	6-9	.400
Alabama	1-2	.333	7-10	.412
Ole Miss	1-3	.250	15-4	.789
Florida	1-3	.250	9-4	.692
South Carolina	0-4	.000	7-10	.412
Georgia	0-2	.000	5-9	.357

### SC'S STAT LEADERS

Kills/Set	Figure	SEC Rank
Dessaa Legros	3.46	4th
Hitting % (Min. 3 TA/set)		
Darian Dozier	.314	N/A
Assists/Set		
Aubrey Ezell	10.08	10th
Digs/Set		
Joely Cabrera	3.68	N/A
Blocks/Set		
Darian Dozier	0.93	N/A
Points/Set		
Dessaa Legros	3.69	11th

### NOTEWORTHY

#### LOOK WHO'S BACK

- The Gamecocks return 67.7 percent (986) of their kills from last season. Junior outside hitter Koko Atoa-Williams ranked second on the squad with 304 kills in 2014, averaging 2.51 per set.
- With the departure of setters Kellie McNeil and Allie Monserez, the Gamecocks only return 5.1 percent (70) of their assists from 2014. True freshman Aubrey Ezell will be counted on to fill that role in 2015, with fellow freshman Madison Borowski also available to set.
- Carolina returns 41.8 percent (766) of its digs from last season. Atoa-Williams is the leading returner as she tallied 283 digs in 2014, averaging 2.34 per set.
- The Gamecocks return 71.5 percent (369) of their blocks from 2014. Senior middle blocker Darian Dozier will lead the way after setting a rally-scoring-era school record last season with 141 total blocks.

#### A WIN TODAY WOULD...

- Snap a five-match losing streak. The last time the team started the conference season 0-4 was in 2011; it would start off 0-8 before beating Ole Miss 3-1 on the road.
- Be head coach Scott Swanson's 69th win at South Carolina. It would bring him into a tie with Kathy Graham (1976-77) for third-most in program history.
- Be Carolina's first home win over Auburn since 2011. The team won 3-1 at the CVC on Nov. 18, 2011, behind a pair of double-doubles from Taylor Bruns and Juliette Thevenin.

#### RECAPPING MISSISSIPPI STATE (10/4)

- In one of the most memorable matches in series history, the South Carolina volleyball team dropped a tight five-set match at Mississippi State Sunday, 25-23, 13-25, 25-23, 20-25, 15-13. The loss drops the Gamecocks to 7-10 (0-4 SEC) while the Bulldogs (12-5, 2-2 SEC) evened their conference record.
- Sarah Blomgren had a career day, as the senior outside hitter put down 20 kills to lead the offense. It is the third time this season that she hit double-digit kills along with a hitting percentage over .525. Blomgren's 20-kill performance marks the fifth time this season that the Gamecocks have had a hitter with 20 or more kills. Dessaa Legros had the previous four. Her new career-high of 20 kills surpasses her 17 that came against Georgia last season.
- As a team, the Gamecocks finished with 80 digs. It's a new season high, and the most since Nov. 23, 2014 at Georgia.
- Koko Atoa-Williams (10 kills, 15 digs) and Aubrey Ezell (49 assists, 13 digs) both finished with double-doubles. For Ezell, it is her 11th of the season, moving her into a tie for 20th in program history for most double-doubles in a single season. It was Koko's second double-double this season.
- The Gamecocks lost despite owning a .262 - .157 advantage in hitting percentage. It was the first time since Sept. 7, 2013 (vs. Winthrop) that the team out-hit the opponent in a loss.

#### RECAPPING OLE MISS (10/2)

- The South Carolina volleyball team lost at Ole Miss (15-3, 1-2 SEC) Friday night, yielding in four tough sets. Dessaa Legros led the Gamecocks (7-9, 0-3 SEC) with 18 kills, but a balanced Rebel attack saw four different hitters record double digit kills.
- Ole Miss had four players with ten kills or more in the match, led by Ty Laporte's 15. A native of Irmo, S.C., Laporte hit for .583 in the match.
- Aubrey Ezell finished with five aces in the match, becoming the first Gamecock since Cara Howley in October of 2012 to have five or more in a single match
- Friday was Dessaa Legros' fifth game of the season with 15 or more kills in a match. It snaps a three-match stretch where she only averaged 4.67 kills per match and battled a sore hitting wrist.
- Aside from her career best in aces, Ezell also went for a new best with 50 assists. She is the first Carolina setter since Kellie McNeil in October of 2013 to break the 50-assist barrier.

#### OVER THE LAST FIVE MATCHES...

- The Gamecocks are 0-5, with four of those losses coming in conference play
- Sarah Blomgren leads the team with 54 kills (2.84 per set).
- Aubrey Ezell is averaging 9.11 assists and 0.58 aces per set
- The team is hitting .165 while allowing opponents to hit .228

#### CAROLINA'S ALL-TOURNAMENT ACCOLADES

- Junior outside hitter **Dessaa Legros** earned her third-straight All-Tournament honor after recording 20 kills, five digs and a career-high four blocks against the Broncos as part of the Michigan Challenge.
- Earlier this month, Legros earned a spot on Furman's Carolina Classic All-Tournament Team as she averaged 4.23 kills and 2.62 digs per set.
- Junior DS/Libero **Megan Kirkland** was also named to Furman's Carolina Classic All-Tournament Team after averaging 3.92 digs per set and recording five service aces.
- At the Carolina Classic, a home tournament, senior **Sarah Blomgren** was named the MVP and **Dar-**



**SC IN SEC/NCAA STATS**

NCAA Team Rankings (Through 10/5)

Category	Figure	Rank
Hitting Percentage	.207	160th
Opp. Hitting Percentage	.199	157th
Assists/Set	11.90	141st
Kills/Set	12.79	138th
Blocks/Set	2.00	172nd
Service Aces/Set	1.15	214th
Digs/Set	15.02	125th

SEC Team Rankings (Overall)

Category	Figure	Rank
Hitting Percentage	.207	9th
Opp. Hitting Percentage	.199	9th
Assists/Set	11.90	9th
Kills/Set	12.79	9th
Blocks/Set	2.00	11th
Service Aces/Set	1.15	9th
Digs/Set	15.02	4th

SEC Team Rankings (SEC Only)

Category	Figure	Rank
Hitting Percentage	.182	7th
Opp. Hitting Percentage	.231	11th
Assists/Set	10.53	11th
Kills/Set	11.20	12th
Blocks/Set	1.73	11th
Service Aces/Set	1.33	3rd
Digs/Set	14.47	6th

NCAA Individual Rankings (Through 10/5)

Stat	Athlete	Figure	Rank
Kills/Set	Dessaa Legros	3.46	133rd
Assists/Set	Aubrey Ezell	10.08	78th
Blocks/Set	Darian Dozier	0.93	N/A
Aces/Set	Aubrey Ezell	0.34	138th
Digs/Set	Joely Cabrera	3.68	N/A
Points/Set	Dessaa Legros	3.69	N/A

SEC Individual Rankings (Overall)

Stat	Athlete	Figure	Rank
Kills/Set	Dessaa Legros	3.46	5th
Assists/Set	Aubrey Ezell	10.08	10th
Blocks/Set	Darian Dozier	0.93	N/A
Aces/Set	Aubrey Ezell	0.34	4th
Digs/Set	Joely Cabrera	3.68	N/A
Points/Set	Dessaa Legros	3.69	15th

SEC Individual Rankings (SEC Only)

Stat	Athlete	Figure	Rank
Kills/Set	Sarah Blomgren	2.80	N/A
Assists/Set	Aubrey Ezell	9.00	10th
Blocks/Set	Darian Dozier	1.07	9th
Aces/Set	Aubrey Ezell	0.73	1st
Digs/Set	Joely Cabrera	3.27	N/A
Points/Set	Sarah Blomgren	3.17	N/A

**NOTEWORTHY**

**ian Dozier** made the All-Tournament team. Blomgren recorded 41 kills over the three matches, and Dozier added 33 kills and five blocks.

**“STATE”ING THEIR CASE**

- After earning wins over fellow South Carolina schools Wofford and Charleston Southern in the Carolina Classic, the Gamecocks are now 5-1 against in-state rivals this season.
- The Gamecocks are now 119-57 against South Carolina school in program history, and do not have a losing record against any individual opponent.

**LEGROS ENJOYING BREAKOUT YEAR**

- Junior outside hitter **Dessaa Legros** has been the team’s biggest breakout star of the 2015 season so far, rocketing past her freshman and sophomore season outputs. Through 17 matches, Legros has 204 kills and is averaging 3.46 kills per set. To contrast that, she had 187 kills in 47 matches over her first two seasons with the team (1.62 kills/set)
- Her increased kills have been a by-product of a higher swing percentage. After posting .111 and .104 attack percentages over her first two seasons, she is currently hitting with a .192 success rate despite an exponentially higher amount of swings.
- It isn’t just her offense that has come around, she is also seeing career numbers on the receiving end. Her 19 total blocks through 16 matches is just one off the combined total from 2013 and 2014, and her 97 digs in 59 sets (1.64 per set) is already 44 more than she had over the 115 sets as a freshman and sophomore.

**SET IT AND FORGET IT**

- The Gamecocks entered the 2015 season without a returning setter on the roster, but freshman **Aubrey Ezell** has played like a veteran through her first 17 matches. Her efforts have already been recognized on the conference level twice, earning SEC Setter of the Week on Sept. 21 and Oct. 5.
- On the road against Ole Miss, she went for a new best with 50 assists. She is the first Carolina setter since Kellie McNeil in October of 2013 to break the 50-assist barrier.
- At Mississippi State two days later, she recorded her 11th double-double of the season, putting her into the top 20 in program history for a single season. With just one more this season, Ezell would become the first Gamecock since Taylor Bruns in 2012 to have 12 or more in a single season.

**“BLOMS” AWAY**

Senior outside hitter **Sarah Blomgren** is another Gamecock in the midst of a career year, and it is largely thanks to a focus on accuracy. In the Carolina Classic, Sarah finished with 41 kills in three matches, but hit a combined percentage of .474. She committed just five errors in 76 total attacks that weekend. She hit .217 as a junior in 2014, but through 17 matches this season she has hit .300 or better seven times. Against Mississippi State on Oct. 4, she went for a career-high 20 kills and hit .545 in the five-set loss. It was the third-best hitting percentage in program history for a five-setter.

**WHEN CAROLINA WINS**

- The Gamecocks out-hit opponents .280-.117. The team is 6-1 when committing fewer hitting errors.
- Carolina out-digs opponents 16.28-13.2 per set.
- The Gamecocks have out-blocked opponents 55-40 in total blocks and 2.2-1.6 in blocks per set.
- Carolina has 35 service aces, averaging 1.4 per set.

**WHEN CAROLINA LOSES**

- Carolina’s opponents hold a .255-.160 advantage in hitting percentage.
- Opponents hold a minor edge in blocks (70.5-69) and blocks per set (1.91-1.86).
- Carolina has committed 72 service errors to just 36 aces, the opposition has 47 aces with 71 errors.

**DOING WORK IN THE CLASSROOM AND THE COMMUNITY**

- South Carolina had a league-best 12 players on the 2014 SEC Fall Academic Honor Roll.
- The Gamecocks earned the AVCA Team Academic Award for the 2014-15 school year with a cumulative team GPA of 3.34. Carolina has earned the honor four-straight years.
- The volleyball program was also among the top community service teams in terms of hours at South Carolina last year. The Gamecocks compiled 480.5 community service hours, 28.26 hours per player.
- Through the 2014-15 school year, the Gamecocks gave back to 25 different events or organizations.
- Senior **Sarah Blomgren** was recently featured on the SEC Network for her work this summer, spending four weeks with the International Student Volunteer organization in Costa Rica. ISV is a global volunteer organization that takes volunteers and places them in community development or wildlife/ecosystem preservation work.

### RECORD BREAKDOWN

Overall .....	7-10
Conference .....	0-4
vs. Ranked Teams .....	0-2
Home .....	5-3
Away .....	0-5
Neutral .....	2-2
August .....	2-1
September .....	5-7
October .....	0-2
November .....	0-0
December .....	0-0
Sundays .....	0-2
Mondays .....	0-0
Tuesdays .....	0-1
Wednesdays .....	0-0
Thursdays .....	0-0
Fridays .....	3-4
Saturdays .....	4-3
Winning set one .....	4-0
Losing set one .....	3-10
Winning set two .....	6-5
Losing set two .....	1-5
Winning set three .....	7-1
Losing set three .....	0-9
Winning set four .....	3-1
Losing set four .....	0-5
Three-set matches .....	4-4
Four-set matches .....	2-5
Five-set matches .....	0-2
More kills than opposition .....	7-3
Less kills than opposition .....	0-7
Kills equal .....	0-0
More hitting errors than opposition .....	1-9
Less hitting errors than opposition .....	6-1
Hitting errors equal .....	0-0
More attacks than opposition .....	1-5
Less attacks than opposition .....	5-5
Attacks equal .....	1-0
Out-hitting opposition .....	7-1
Out-hit by opposition .....	0-9
Hitting equal .....	0-0
More assists than opposition .....	7-3
Less assists than opposition .....	0-7
Assists equal .....	0-0
More aces than opposition .....	5-3
Less aces than opposition .....	1-5
Aces equal .....	1-2
More service errors than opposition .....	4-4
Less service errors than opposition .....	3-5
Service errors equal .....	0-1
More digs than opposition .....	7-3
Less digs than opposition .....	0-6
Digs equal .....	0-1
More total blocks than opposition .....	6-5
Less total blocks than opposition .....	1-3
Total blocks equal .....	0-2
More ball handling errors than opposition .....	2-4
Less ball handling errors than opposition .....	3-2
Ball handling errors equal .....	2-4

### NOTEWORTHY

#### RECORDS WATCH

Senior middle blocker **Darian Dozier** continues to climb the school's career records list for block assists and total blocks. Dozier currently ranks fifth all-time in block assists (340) and seventh in total blocks (378). Against Mississippi State, she passed Belita Salters (2005-08) for seventh in total blocks, and she enters the weekend just four assists from moving into a tie for fourth in the category.

#### DOUBLE-DOUBLE THE TROUBLE

- Aubrey Ezell recorded her 11th double-double of the season Sunday against Mississippi State, putting her into the top 20 in program history for a single season. With just one more this season, Ezell would become the first Gamecock since Taylor Bruns in 2012 to have 12 or more in a single season.
- Also against MSU, Koko-Atoa Williams recorded her 13th career double-double. The duo are on the cusp of entering the top 20 in career double-doubles, needing 16 to match Katie Gerst (1992-94).

#### CAREER

1. Ashley Edlund (1995-98) .....	53
2. Megan Hosp (1999-2002) .....	49
3. Kori Ermigarat (1994-95) .....	43
4. Juliette Thévenin (2010-2013) .....	40
5. Ivana Kujundzic (2006-2009) .....	36
6. Amy Iannocari (1991-94) .....	34
7. Fernanda Laires (1996-97) .....	27
Heather Larkin (1994-97) .....	27
9. Taylor Bruns (2009-12) .....	25
Cally Plummer (1998-2002) .....	25
Crystal Moore (1997-99) .....	25
Iris Santos (2003-06) .....	25
13. Jodi Thompson (1991-94) .....	24
14. Hannah Lawing (2007-10) .....	23
15. Katelyn Panzau (2003-04) .....	22
16. Kelly Morrow (1993-96) .....	20
17. Bridget Denson-Dorman (2008-09) .....	19
18. Shani Abshier (1994-97) .....	18
Shonda Cole (2003-06) .....	17
20. Katie Gerst (1992-94) .....	16
- - <i>Koko Atoa-Williams</i> .....	<b>13</b>
- - <i>Aubrey Ezell</i> .....	<b>11</b>

#### SEASON

1. Kori Ermigarat (1994) .....	24
2. Amy Iannocari (1994) .....	23
3. Ashley Edlund (1995) .....	20
4. Fernanda Laires (1996) .....	19
Kori Ermigarat (1995) .....	19
6. Ashley Edlund (1996) .....	16
Megan Hosp (2000) .....	16
8. Ivana Kujundzic (2008) .....	15
Megan Hosp (2002) .....	15
10. Juliette Thévenin (2011) .....	14
Katie Gerst (1994) .....	14
12. Kelly Morrow (1993) .....	13
13. Taylor Bruns (2011) .....	12
Hannah Lawing (2009) .....	12
Ivana Kujundzic (2007) .....	12
Jodi Thompson (1993) .....	12
Jodi Thompson (1994) .....	12
Katelyn Panzau (2004) .....	12
Megan Hosp (1999) .....	12
20. Koko Atoa-Williams (2014) .....	11
Juliette Thévenin (2012) .....	11
Bridget Denson-Dorman (2009) .....	11
Amy Iannocari (1993) .....	11
Shani Abshier (1996) .....	11
Shonda Cole (2006) .....	11
<i>Aubrey Ezell (2015)</i> .....	<b>11</b>

#### COMING HOME

- Former Gamecock great **Shonda Cole** is in her first season as a full-time assistant coach after serving as volunteer assistant last year.
- Cole played at South Carolina from 2003-06 and became the first Gamecock to earn All-America honors, earning a spot on the AVCA Honorable Mention All-America Team in 2006.
- Professionally, she played one season in Spain, six in Puerto Rico and a half season in France.
- Cole won a league championship with Pinkin de Corozal in 2010 and was named finals MVP after leading Indias de Mayaguez to the league title in 2013.

#### ALL-TIME RECORDS

- South Carolina holds a 761-589 (.564) record as a program, dating back to its first season in 1973.
- The Gamecocks are 168-229 (.424) in SEC play. The team joined the conference in 1991.
- In matches played at the Carolina Volleyball Center, South Carolina is 170-93 (.646).
- With 68 career wins, head coach Scott Swanson ranks fourth in program history for wins. He is just one win away from matching Kathy Graham (1976-77) for third with 69. Kim Hudson (1993-2004) is the program's wins leader, with 226.

## THE LAST TIME THE TEAM...

Lost the first game in a win	Sept. 19, 2015 (vs. Charleston South., 3-1)
Lost the first 2 games in a win	Sept. 5, 2015 (vs. Winthrop)
Was down 2-1 in a win	Sept. 5, 2015 (vs. Winthrop)
Won the first game in a loss	Nov. 16, 2014 (vs. Auburn, 3-2)
Won the first two games in a loss	Sept. 7, 2013 (vs. Winthrop)
Was up 2-1 in a loss	Oct. 19, 2014 (vs. Texas A&M)
Beat a ranked opponent	Sept. 17, 2006 (vs. #6 Florida, 3-1)
Beat a top-10 opponent	Sept. 17, 2006 (vs. #6 Florida, 3-1)
Started a season 8-0	2012 (Started 13-0)
Opponent with < 40 points*	Aug. 30, 2013 (vs. S.C. State, 36)
Opponent with < 10 points*	Aug. 30, 2013 (vs. S.C. State, 9)
Opponent with < 15 points*	Sept. 19, 2015 (Wofford, 14)
Longest SEC Win Streak	Sept. 27 - Oct. 25, 2002 (9)
Ranked in the top-25	Dec. 5, 2002
Highest ranking	18th (Nov. 22, 2002)

## KILLS

75 or more kills	Nov. 11, 2007 (at Tennessee, 82)
85 or more kills	Nov. 2, 2007 (vs. Arkansas, 85)
95 or more kills	Nov. 7, 1986 (vs. North Carolina State, 99)
200 or more attacks	Nov. 13, 2010 (vs. Mississippi St., 220)
225 or more attacks	Nov. 11, 2007 (at Tennessee, 241)
Opponent had less than 20 kills	Aug. 30, 2013 (vs. S.C. State, 16)

## DIGS

80+ digs	Oct. 4, 2015 (at Mississippi State, 80)
90+ digs	Nov. 19, 2014 (at Tennessee, 91)
100+ digs	Sept. 10, 2011 (at College of Charleston, 101)

## BLOCKS

15+ blocks	Sept. 5, 2015 (vs. Winthrop, 16.0)
20+ blocks	Sept. 8, 2006 (vs. St. John's, 20.0)
Outblocked and won	Sept. 19, 2015 (vs. Winthrop, 9.0-3.0)

## ACES

10+ aces	Nov. 6, 2011 (vs. Alabama, 11)
20+ aces	Sept. 6, 1991 (vs. Jacksonville, 22)

## HITTING PERCENTAGE

Hit over .300 10 times in a season	2012
Hit over .400 as a team	Sept. 20, 2014 (vs. The Citadel, .404)
Hit over .500 as a team	Nov. 23, 2008 (vs. Mississippi St., .536)
Opponent hit over .300 as a team	Sept. 25, 2015 (vs. Kentucky, .311)
Opponent hit over .350 as a team	Nov. 26, 2014 (at Florida, .450)
Opponent hit over .450 as a team	Nov. 26, 2014 (at Florida, .450)
Opponent hit < .100 as a team	Sept. 19, 2015 (vs. Charleston Southern, .085)
Hit less than .100	Sept. 27, 2015 (at LSU, .073)
Hit less than .200	Sept. 27, 2015 (at LSU, .073)
Hit less than .200 and won	Sept. 19, 2015 (vs. Charleston Southern, .198)
Hit less than .150 and won	Nov. 7, 2004 (vs. Arkansas, .138)
Outhit the opponent and lost	Oct. 4, 2015 (at Mississippi State)
Was outhit and won	Nov. 23, 2014 (at Georgia)
Opponent w/ negative hitting %	Sept. 21, 2013 (vs. Presbyterian, -.011)

## ASSISTS

80+ assists	Nov. 2, 2007 (vs. Arkansas, 80)
90+ assists	Nov. 7, 1986 (vs. North Carolina St., 95)
100+ assists	N/A

\*In a standard 25-point game, best-of-five match

## THE LAST TIME A GAMECOCK...

## KILLS

Five Gamecocks w/10+ kills	Aug. 24, 2012 (vs. East Tennessee State)
Three Gamecocks w/15+ kills	Sept. 5, 2008 (at Rhode Island)
No player w/10+ kills	Sept. 27, 2015 (at LSU)
20 or more kills	Oct. 4, 2015 (Sarah Blomgren, 20 at Mississippi St.)
25 or more kills	Oct. 30, 2013 (Juliette Thevenin, 25 vs. Coastal Car.)
30 or more kills	Sept. 6, 2013 (Juliette Thevenin, 30 at Clemson)
20+ kills and 20+ digs	Sept. 6, 2014 (Taylr McNeil, 22 kills, 23 digs vs. Furman)
Had a triple-double	Sept. 16, 2005 (Iris Santos, 12 K, 57 A, 13 D vs. Houston)
50 or more attempts	Sept. 4, 2015 (Dessaa Legros, 54 vs. Clemson)
60 or more attempts	Oct. 4, 2013 (Juliette Thevenin, 61 vs. Arkansas)
70 or more attempts	Sept. 6, 2013 (Juliette Thevenin, 73 at Clemson)

## DIGS

Five Gamecocks w/10+ digs	Sept. 6, 2014 (vs. Furman)
Three Gamecocks w/15+ digs	Sept. 6, 2014 (vs. Furman)
Two Gamecocks w/20+ digs	Nov. 19, 2014 (Koko Atoa-Williams 27/ Mikaela Christiaansen 22 at Tennessee)
Recorded 20 or more digs	Sept. 22, 2015 (Joely Cabrera, 20 vs. Coastal Car.)
Recorded 25 or more digs	Nov. 23, 2014 (M. Christiaansen, 33 at Georgia)
Recorded 30 or more digs	Nov. 23, 2014 (M. Christiaansen, 33 at Georgia)

## BLOCKS

10 or more blocks	Sept. 19, 2014 (Angermiller, 11 vs. E. Kentucky)
15 or more blocks	Sept. 6, 1991 (Libby Ralston, 16 vs. Jacksonville)
5+ solo blocks	Sept. 11, 2010 (Teresa Stenlund, 5 vs. Lipscomb)

## ACES

3 or more aces	Oct. 4, 2015 (Aubrey Ezell, 4 at Mississippi St.)
5 or more aces	Oct. 2, 2015 (Aubrey Ezell, 5 at Ole Miss)
6+ aces	Nov. 6, 2011 (Taylor Bruns, 6 vs. Alabama)
7+ aces	Sept. 7, 2002 (Megan Hosp, 8 vs. Creighton)

## HITTING PERCENTAGE (Min. 10 Kills)

.400 hitting percentage	Oct. 4, 2015 (Sarah Blomgren, .545 at Mississippi St.)
.500 hitting percentage	Oct. 4, 2015 (Sarah Blomgren, .545 at Mississippi St.)
.600 hitting percentage	Sept. 19, 2015 (Darian Dozier, .688 vs. Wofford)
.700 hitting percentage	Nov. 23, 2008 (Belita Salters, .789 vs. Miss. St.)
.800 hitting percentage	Sept. 17, 1983 (Lori Rowe, .870 vs. Appalachian St.)

## ASSISTS

50 or more assists	Oct. 2, 2015 (Aubrey Ezell, 50 at Ole Miss)
60 or more assists	Sept. 14, 2007 (Jordan Bradosky, 60 vs. Auburn)
70 or more assists	Sept. 24, 2000 (Megan Hosp, 72 vs. Arkansas)
80+ assists	Nov. 12, 1988 (Correll, 84 vs. G. Washington)
Two Gamecocks w/20+ assists	Nov. 23, 2014 (Kellie McNeil 25/ Allie Monserez 24 vs. Georgia)

Box scores are only available from 1993 to the present. Limited historical records prior to 1993 were used to aid in the composition of team match records as well.

## MATCH-BY-MATCH STARTERS

DATE	OPPONENT	W/L	MB	OH	DS/RS	MB	S	OH/RS	LIBERO
8/28	Southeastern La.	W	Darian Dozier	Dessaa Legros	Megan Kirkland	Jacqy Angermiller	Aubrey Ezell	Koko Atoa-Williams	Joely Cabrera
8/29	NC Central	W	Darian Dozier	Dessaa Legros	Megan Kirkland	Jacqy Angermiller	Aubrey Ezell	Koko Atoa-Williams	Joely Cabrera
8/29	NC State	L	Darian Dozier	Dessaa Legros	Sarah Blomgren	Jacqy Angermiller	Aubrey Ezell	Koko Atoa-Williams	Joely Cabrera
9/4	vs. Clemson	W	Darian Dozier	Dessaa Legros	Emma Lock	Jacqy Angermiller	Aubrey Ezell	Sarah Blomgren	Joely Cabrera
9/5	vs. Winthrop	W	Darian Dozier	Dessaa Legros	Megan Kirkland	Jacqy Angermiller	Aubrey Ezell	Koko Atoa-Williams	Joely Cabrera
9/5	at Furman	L	Darian Dozier	Dessaa Legros	Sarah Blomgren	Jacqy Angermiller	Aubrey Ezell	Koko Atoa-Williams	Megan Kirkland
9/11	vs. Pittsburgh	L	Darian Dozier	Dessaa Legros	Sarah Blomgren	Jacqy Angermiller	Aubrey Ezell	Koko Atoa-Williams	Megan Kirkland
9/11	at Michigan	L	Darian Dozier	Dessaa Legros	Courtney Furlong	Jacqy Angermiller	Aubrey Ezell	Sarah Blomgren	Megan Kirkland
9/12	vs. W. Michigan	L	Darian Dozier	Dessaa Legros	Courtney Furlong	Jacqy Angermiller	Aubrey Ezell	Sarah Blomgren	Emma Lock
9/18	East Carolina	W	Darian Dozier	Dessaa Legros	Courtney Furlong	Jacqy Angermiller	Aubrey Ezell	Sarah Blomgren	Joely Cabrera
9/19	Charleston South.	W	Darian Dozier	Dessaa Legros	Courtney Furlong	Jacqy Angermiller	Aubrey Ezell	Sarah Blomgren	Joely Cabrera
9/19	Wofford	W	Darian Dozier	Dessaa Legros	Sarah Blomgren	Elizabeth Johnbull	Aubrey Ezell	Koko Atoa-Williams	Joely Cabrera
9/22	Coastal Carolina	L	Darian Dozier	Sarah Blomgren	Emma Lock	Elizabeth Johnbull	Aubrey Ezell	Koko Atoa-Williams	Joely Cabrera
9/25	Kentucky	L	Darian Dozier	Dessaa Legros	Sarah Blomgren	Jacqy Angermiller	Aubrey Ezell	Koko Atoa-Williams	Joely Cabrera
9/27	at LSU	L	Courtney Furlong	Dessaa Legros	Sarah Blomgren	Jacqy Angermiller	Aubrey Ezell	Koko Atoa-Williams	Joely Cabrera
10/2	at Ole Miss	L	Darian Dozier	Dessaa Legros	Sarah Blomgren	Jacqy Angermiller	Aubrey Ezell	Koko Atoa-Williams	Joely Cabrera
10/4	at Mississippi St.	L	Darian Dozier	Dessaa Legros	Megan Kirkland	Jacqy Angermiller	Aubrey Ezell	Koko Atoa-Williams	Joely Cabrera
10/9	Auburn								
10/11	Texas A&M								
10/14	at Georgia								
10/18	at Tennessee								
10/25	Arkansas								
10/30	Florida								
11/1	Ole Miss								
11/6	at Auburn								
11/8	at Alabama								
11/11	Tennessee								
11/20	Mississippi St.								
11/22	Alabama								
11/25	at Arkansas								
11/27	at Missouri								

## MATCH-BY-MATCH INDIVIDUAL LEADERS

DATE	OPPONENT	W/L	SCORE	HIGH KILLS	HIGH ASSISTS	HIGH ACES	HIGH DIGS	HIGH BLOCKS
8/28	Southeastern La.	W	3-0	Dessaa Legros (12)	Aubrey Ezell (30)	Aubrey Ezell (3)	Aubrey Ezell (13)	Dozier, Angermiller, Blomgren (2)
8/29	NC Central	W	3-0	Dessaa Legros (18)	Aubrey Ezell (33)	J. Angermiller (2)	Joely Cabrera (13)	Dessaa Legros (3)
8/29	NC State	L	3-0	Dessaa Legros (8)	Aubrey Ezell (23)	Ezell, Atoa-Williams (1)	Joely Cabrera (13)	Dozier, Angermiller (3)
9/4	vs. Clemson	W	3-1	Dessaa Legros (21)	Aubrey Ezell (47)	Kirkland, Cabrera (2)	Dessaa Legros (19)	Jacqy Angermiller (6)
9/5	vs. Winthrop	W	3-2	Legros, Dozier (14)	Aubrey Ezell (48)	Megan Kirkland (2)	Megan Kirkland (23)	Jacqy Angermiller (7)
9/5	at Furman	L	3-1	Dessaa Legros (20)	Aubrey Ezell (45)	Megan Kirkland (1)	Ezell, Kirkland (16)	Sarah Blomgren (5)
9/11	vs. Pittsburgh	L	3-1	Sarah Blomgren (13)	Aubrey Ezell (28)	Team (1)	Megan Kirkland (12)	Darian Dozier (5)
9/11	at Michigan	L	3-0	Furlong, Legros (10)	Aubrey Ezell (29)	Sarah Blomgren (2)	Sarah Blomgren (9)	Darian Dozier (3)
9/12	vs. Western Michigan	L	3-1	Dessaa Legros (20)	Aubrey Ezell (49)	Dozier, Kirkland (1)	Emma Lock (19)	Darian Dozier (7)
9/18	East Carolina	W	3-0	Sarah Blomgren (15)	Aubrey Ezell (35)	Joely Cabrera (3)	Joely Cabrera (14)	Ezell, Angermiller, Furlong (2)
9/19	Charleston Southern	W	3-1	Sarah Blomgren (16)	Aubrey Ezell (48)	Atoa-Williams, Lock (1)	Joely Cabrera (22)	Angermiller, Johnbull (4)
9/19	Wofford	W	3-0	Darian Dozier (13)	Aubrey Ezell (37)	Aubrey Ezell (3)	Joely Cabrera (15)	Legros, Dozier, Atoa-Williams, Johnbull (1)
9/22	Coastal Carolina	L	3-1	Dessaa Legros (13)	Aubrey Ezell (38)	Cabrera, Atoa-Williams (2)	Joely Cabrera (20)	Darian Dozier (4)
9/25	Kentucky	L	3-0	Jacqy Angermiller (10)	Aubrey Ezell (19)	Aubrey Ezell (2)	Cabrera, Ezell (9)	Jacqy Angermiller (4)
9/27	at LSU	L	3-0	Sarah Blomgren (8)	Aubrey Ezell (17)	Sarah Blomgren (1)	Ezell, Lock (11)	Blomgren, Dozier (2)
10/2	at Ole Miss	L	3-0	Dessaa Legros (18)	Aubrey Ezell (50)	Aubrey Ezell (5)	Legros, Cabrera (13)	Five with (2)
10/4	at Mississippi State	L	3-2	Sarah Blomgren (20)	Aubrey Ezell (49)	Aubrey Ezell (4)	Joely Cabrera (18)	Darian Dozier (8)
10/9	Auburn							
10/11	Texas A&M							
10/14	at Georgia							
10/18	at Tennessee							
10/25	Arkansas							
10/30	Florida							
11/1	Ole Miss							
11/6	at Auburn							
11/8	at Alabama							
11/11	Tennessee							
11/20	Mississippi State							
11/22	Alabama							
11/25	at Arkansas							
11/27	at Missouri							



## 2015 SEASON STATISTICS



### 2015 South Carolina Volleyball South Carolina Combined Team Statistics (as of Oct 04, 2015) All matches



**Overall record: 7-10 Conf: 0-4 Home: 5-3 Away: 0-5 Neutral: 2-2**

#	Player	sp	Attack					Set		Serve			Dig			Blocking					points	
			k	atk	e	ts	pts	a	ats	sa	se	sc/s	rc	dig	atdig	bc	ba	total	bks	bc		blc
3	Dessan Legros	58	204	3.46	98	547	.192	3	0.05	2	11	0.03	12	97	1.64	4	15	19	0.32	2	3	217.5
6	Sarah Blomgren	60	170	2.83	68	405	.252	3	0.05	4	14	0.07	4	53	0.88	2	30	32	0.53	9	0	191.0
4	Darian Daxier	58	129	2.19	38	290	.314	6	0.18	6	5	0.10	1	31	0.53	9	46	55	0.95	3	2	167.0
11	Koko Atoa-Williams	54	81	1.50	47	300	.113	13	0.24	8	9	0.15	13	97	1.80	5	9	14	0.26	4	1	98.5
7	Jacqy Anzenmiller	55	76	1.38	32	209	.211	1	0.02	2	1	0.04	0	7	0.13	5	36	41	0.75	3	0	101.0
12	Courtney Furlong	47	70	1.49	37	229	.144	3	0.06	2	0	0.04	2	20	0.43	2	19	21	0.45	2	0	83.5
5	Aubrey Ezell	62	30	0.48	14	78	.205	625	10.00	21	45	0.34	0	186	3.00	3	22	25	0.40	5	5	65.0
17	Elizabeth Johnbull	20	19	0.95	8	36	.306	1	0.05	0	0	0.00	0	4	0.20	1	7	8	0.40	2	0	23.5
20	Abby Feuck	3	6	2.00	0	10	.600	0	0.00	0	0	0.00	0	2	0.67	0	1	1	0.33	0	0	6.5
23	Callie Brown	6	4	0.67	0	11	.364	0	0.00	0	0	0.00	0	0	0.00	0	0	0	0.00	0	0	4.0
14	Karlyn McDaniel	6	3	0.50	2	8	.125	0	0.00	0	0	0.00	0	1	0.17	0	0	0	0.00	0	0	3.0
10	Emma Lock	46	1	0.02	2	12	-.083	18	0.39	5	10	0.11	6	94	2.04	0	0	0	0.00	0	1	6.0
22	Claire Blumenthal	19	0	0.00	0	0	.000	3	0.16	1	0	0.05	2	18	0.95	0	0	0	0.00	0	0	1.0
1	Madison Borowski	4	0	0.00	0	0	.000	10	2.50	0	0	0.00	0	1	0.25	0	0	0	0.00	0	1	0.0
21	Jared Wilson-Talmadge	11	0	0.00	0	0	.000	2	0.18	1	4	0.09	4	7	0.64	0	0	0	0.00	0	0	1.0
15	Jesse Turner	2	0	0.00	1	4	-.250	0	0.00	0	0	0.00	0	0	0.00	0	1	1	0.50	0	0	0.5
9	Megan Kirkland	57	0	0.00	0	4	.000	21	0.37	11	7	0.19	6	129	2.26	0	0	0	0.00	0	0	11.0
2	Joely Cabrera	50	0	0.00	0	5	.000	29	0.58	8	20	0.16	9	184	3.68	0	0	0	0.00	0	0	8.0
<b>SOUTH CAROLINA</b>		<b>62</b>	<b>793</b>	<b>12.79</b>	<b>348</b>	<b>2148</b>	<b>.207</b>	<b>738</b>	<b>11.98</b>	<b>71</b>	<b>127</b>	<b>1.15</b>	<b>67</b>	<b>931</b>	<b>15.02</b>	<b>31</b>	<b>186</b>	<b>124.0</b>	<b>2.00</b>	<b>30</b>	<b>13</b>	<b>968.0</b>
Opponents		62	771	12.44	336	2184	.199	721	11.63	67	122	1.08	71	873	14.08	20	181	110.5	1.78	24	14	948.5

Team Statistics	SC	OPP
<b>ATTACK</b>		
Kills	793	771
Errors	348	336
Total Attacks	2148	2184
Attack Pct	.207	.199
Kills/Set	12.8	12.4
<b>SET</b>		
Assists	738	721
Attempts	2095	2113
Assist Pct	.352	.341
Assists/Set	11.9	11.6
<b>SERVE</b>		
Aces	71	67
Errors	127	122
Attempts	1349	1332
Serve Pct	.906	.908
Aces/Set	1.1	1.1
<b>SERVE RECEPTIONS</b>		
Errors	67	71
Errors/Set	1.1	1.1
Attempts	1209	1219
Reception Pct	.945	.942
<b>DEFENSE</b>		
Digs	931	873
Digs/Set	15.0	14.1
<b>BLOCKING</b>		
Block Sols	31	28
Block Assist	186	181
Total Blocks	214.0	199.5
Blocks/Set	2.0	1.8
Block Errors	30	24

Date	Opponent	Score	Score by set	All
*Aug 28	SOUTHEASTERN LA.	W 3-0	25-17, 25-18, 25-12	1363
*Aug 29	N.C. CENTRAL	W 3-0	25-12, 25-16, 25-19	1375
*Aug 29	NC STATE	L 0-3	25-27, 16-25, 14-25	1554
*Sep 04	vs Clemson	W 3-1	24-25, 25-23, 25-23, 25-15	122
*Sep 05	vs Wakeup	W 3-2	24-25, 19-25, 25-21, 25-20, 15-12	127
*Sep 05	at Furman	L 1-3	14-25, 30-28, 17-25, 22-25	408
*Sep 11	vs Pittsburgh	L 1-3	18-25, 25-20, 15-25, 12-25	452
*Sep 11	at #24 Michigan	L 0-3	19-25, 12-25, 22-25	1462
*Sep 12	vs Western Michigan	L 1-3	22-25, 25-21, 22-25, 19-25	75
*Sep 18	ENST CAROLINA	W 3-0	25-22, 25-14, 25-8	1365
*Sep 19	CHARLESTON SOUTHERN	W 3-1	23-25, 25-21, 25-13, 25-20	1111
*Sep 19	WOFFORD	W 3-0	25-19, 25-14, 25-19	451
Sep 22	CONSTAL CAROLINA	L 1-3	15-25, 25-17, 15-25, 23-25	1233
*Sep 25	#24 KENTUCKY	L 0-3	15-25, 22-25, 18-25	1365
*Sep 27	at LSU	L 0-3	19-25, 18-25, 19-25	498
*Oct 2	at Ole Miss	L 1-3	23-25, 19-25, 25-17, 23-25	585
*Oct 04	at Mississippi State	L 2-3	23-25, 25-13, 23-25, 25-20, 13-15	253

\* Gamecock Invitational  
# Furman Carolina Classic  
& Michigan Challenge  
\* Carolina Classic

Record in 3-set matches: 4-4 - Record in 4-set matches: 2-5 - Record in 5-set matches: 1-1



## 2015 CONFERENCE-ONLY STATISTICS



### 2015 South Carolina Volleyball South Carolina Combined Team Statistics (as of Oct 04, 2015) Conference matches



RECORD:	OVERALL	HOME	AWAY	NEUTRAL
ALL GAMES	0-4	0-1	0-3	0-0
CONFERENCE	0-4	0-1	0-3	0-0
NON-CONFERENCE	0-0	0-0	0-0	0-0

#	Player	sp	Attack				Set		Serve			Dig			Blocking					points		
			k	kk	e	ta	a	ats	ca	sc	sc%	rc	dig	dig%	bc	ba	total	blk	ba		blk	
6	Sarah Blomgren	15	42	2.00	14	104	.288	1	0.07	1	2	0.07	3	16	1.07	1	7	8	0.53	2	0	47.5
3	Dessaa Legros	13	32	2.46	24	113	.071	1	0.08	1	3	0.08	2	24	1.85	0	1	1	0.08	0	1	33.5
7	Jacqy Angemiller	15	28	1.87	11	88	.250	0	0.00	0	0	0.00	0	2	0.13	2	5	7	0.47	1	0	32.5
4	Darian Dozier	14	24	1.71	6	58	.310	0	0.00	2	1	0.14	0	9	0.64	3	12	15	1.07	0	0	35.0
11	Natalie Alca-Williams	12	18	1.50	12	64	.294	1	0.08	1	1	0.08	5	26	2.17	1	3	4	0.33	0	0	21.5
12	Courtney Furlong	11	17	1.55	7	53	.189	0	0.00	1	0	0.09	1	5	0.45	1	2	3	0.27	0	0	20.0
5	Aubrey Ezell	15	4	0.27	4	17	.000	125	9.00	11	11	0.73	0	40	2.67	0	6	6	0.40	1	1	18.0
17	Elizabeth Johnbull	3	2	0.67	1	4	.250	0	0.00	0	0	0.00	0	1	0.33	0	0	0	0.00	0	0	2.0
10	Erma Lock	13	1	0.08	0	6	.167	0	0.00	0	2	0.00	2	24	1.85	0	0	0	0.00	0	0	1.0
1	Madison Borowski	2	0	0.00	0	0	.000	7	3.50	0	0	0.00	0	1	0.50	0	0	0	0.00	0	1	0.0
23	Callie Brown	1	0	0.00	0	2	.000	0	0.00	0	0	0.00	0	0	0.00	0	0	0	0.00	0	0	0.0
22	Claire Blumenthal	4	0	0.00	0	0	.000	0	0.00	0	0	0.00	2	0	0.00	0	0	0	0.00	0	0	0.0
2	Josly Cabrera	15	0	0.00	0	0	.000	18	0.67	1	9	0.07	2	49	3.27	0	0	0	0.00	0	0	1.0
9	Megan Kirkland	12	0	0.00	0	0	.000	3	0.25	2	2	0.17	1	20	1.67	0	0	0	0.00	0	0	2.0
<b>TEAM</b>		-	-	-	-	-	-	-	-	-	-	-	6	-	-	-	-	-	-	-	-	-
SOUTH CAROLINA		15	168	11.20	79	489	.182	158	10.53	20	31	1.33	24	217	14.47	8	36	26.0	1.73	4	3	214.0
Opponents		15	201	13.40	78	532	.231	184	12.27	24	38	1.60	20	207	13.80	0	45	30.5	2.08	6	3	255.5

Team Statistics	SC	OPP
<b>ATTACK</b>		
Kills	168	201
Errors	79	78
Total Attacks	489	532
Attack Pct	.182	.231
Kills/Set	11.2	13.4
<b>SET</b>		
Assists	158	184
Attempts	487	511
Assist Pct	.324	.360
Assists/Set	10.5	12.3
<b>SERVE</b>		
Aces	20	24
Errors	31	38
Attempts	318	333
Serve Pct	.903	.886
Aces/Set	1.3	1.6
<b>SERVE RECEPTIONS</b>		
Errors	24	28
Errors/Set	1.6	1.3
Attempts	294	284
Reception Pct	.918	.930
<b>DEFENSE</b>		
Digs	217	207
Digs/Set	14.5	13.8
<b>BLOCKING</b>		
Block Sets	0	0
Block Assist	36	45
Total Blocks	26.0	30.5
Blocks/Set	1.7	2.0

Date	Opponent	Score	Score by set	All
*Sep 25	#84 KENTUCKY	L 0-3	15-25, 22-25, 18-25	1365
*Sep 27	at LSU	L 0-3	19-25, 18-25, 19-25	498
*Oct 2	at Ole Miss	L 1-3	23-25, 19-25, 25-17, 23-25	595
*Oct 04	at Mississippi State	L 2-3	23-25, 25-13, 23-25, 25-20, 13-15	253

% Gamecock Invitational  
 # Furman Carolina Classic  
 & Michigan Challenge  
 \* Carolina Classic

Record in 3-set matches: 0-2  
 Record in 4-set matches: 0-1  
 Record in 5-set matches: 0-1



2015 MATCH-BY-MATCH BOXSCORES

SOUTH CAROLINA 3, WINTHROP 2
FURMAN CAROLINA CLASSIC • SEPT. 5 • GREENVILLE, S.C.

Boxscore for South Carolina vs Winthrop. Columns include player names, stats for Attack, Serve, and Block. Total points for South Carolina: 15.0, for Winthrop: 8.0.

Team Attack By Set

Summary table for South Carolina vs Winthrop showing sets (1-5), kills, errors, attacks, and percentages.

SET SCORES table showing South Carolina (3) vs Winthrop (2) with set scores and team records.

TOTAL TEAM BLOCKS: 16.0

FURMAN 3, SOUTH CAROLINA 1
FURMAN CAROLINA CLASSIC • SEPT. 5 • GREENVILLE, S.C.

Boxscore for Furman vs South Carolina. Columns include player names, stats for Attack, Serve, and Block. Total points for Furman: 20.5, for South Carolina: 8.0.

Team Attack By Set

Summary table for Furman vs South Carolina showing sets (1-4), kills, errors, attacks, and percentages.

SET SCORES table showing South Carolina (1) vs Furman (3) with set scores and team records.

TOTAL TEAM BLOCKS: 9.0

Boxscore for Winthrop vs South Carolina. Columns include player names, stats for Attack, Serve, and Block. Total points for Winthrop: 8.0, for South Carolina: 15.0.

Team Attack By Set

Summary table for Winthrop vs South Carolina showing sets (1-5), kills, errors, attacks, and percentages.

SET SCORES table showing South Carolina (3) vs Winthrop (2) with set scores and team records.

TOTAL TEAM BLOCKS: 12.0

Boxscore for Furman vs South Carolina. Columns include player names, stats for Attack, Serve, and Block. Total points for Furman: 20.5, for South Carolina: 8.0.

Team Attack By Set

Summary table for Furman vs South Carolina showing sets (1-4), kills, errors, attacks, and percentages.

SET SCORES table showing South Carolina (1) vs Furman (3) with set scores and team records.

TOTAL TEAM BLOCKS: 7.0

PITTSBURGH 3, SOUTH CAROLINA 1
MICHIGAN CHALLENGE • SEPT. 11 • ANN ARBOR, MICH.

Boxscore for Pittsburgh vs South Carolina. Columns include player names, stats for Attack, Serve, and Block. Total points for Pittsburgh: 15.0, for South Carolina: 8.0.

Team Attack By Set

Summary table for Pittsburgh vs South Carolina showing sets (1-4), kills, errors, attacks, and percentages.

SET SCORES table showing South Carolina (1) vs Pittsburgh (3) with set scores and team records.

TOTAL TEAM BLOCKS: 6.0

#24 MICHIGAN 3, SOUTH CAROLINA 0
MICHIGAN CHALLENGE • SEPT. 11 • ANN ARBOR, MICH.

Boxscore for Michigan vs South Carolina. Columns include player names, stats for Attack, Serve, and Block. Total points for Michigan: 34.0, for South Carolina: 0.0.

Team Attack By Set

Summary table for Michigan vs South Carolina showing sets (1-3), kills, errors, attacks, and percentages.

SET SCORES table showing South Carolina (0) vs Michigan (3) with set scores and team records.

TOTAL TEAM BLOCKS: 4.0

Boxscore for Pittsburgh vs South Carolina. Columns include player names, stats for Attack, Serve, and Block. Total points for Pittsburgh: 15.0, for South Carolina: 8.0.

Team Attack By Set

Summary table for Pittsburgh vs South Carolina showing sets (1-4), kills, errors, attacks, and percentages.

SET SCORES table showing South Carolina (0) vs Pittsburgh (3) with set scores and team records.

TOTAL TEAM BLOCKS: 5.0

Boxscore for Michigan vs South Carolina. Columns include player names, stats for Attack, Serve, and Block. Total points for Michigan: 34.0, for South Carolina: 0.0.

Team Attack By Set

Summary table for Michigan vs South Carolina showing sets (1-3), kills, errors, attacks, and percentages.

SET SCORES table showing South Carolina (0) vs Michigan (3) with set scores and team records.

TOTAL TEAM BLOCKS: 4.0





2015 MATCH-BY-MATCH BOXSCORES

COASTAL CAROLINA 3, SOUTH CAROLINA 1
SEPT. 22 • COLUMBIA, S.C.

Match boxscore for Coastal Carolina vs South Carolina, Sept 22. Includes player stats for both teams and totals.

Team Attack By Set and SET SCORES for Coastal Carolina vs South Carolina match.

Match boxscore for South Carolina vs Coastal Carolina, Sept 22. Includes player stats for both teams and totals.

Team Attack By Set and SET SCORES for South Carolina vs Coastal Carolina match.

Site: Columbia, S.C. (Carolina VB Center)
Date: Sep 22, 2015 Attend: 1233 Time: 1:55
Referees: Leisa Jordan, Michael Gale

Tie scores: 0 1 0 12 13
Lead change: 0 1 0 7 8

#24 KENTUCKY 3, SOUTH CAROLINA 0
SEPT. 25 • COLUMBIA, S.C.

Match boxscore for Kentucky vs South Carolina, Sept 25. Includes player stats for both teams and totals.

Team Attack By Set and SET SCORES for Kentucky vs South Carolina match.

Site: Columbia, S.C. (Carolina VB Center)
Date: Sep 25, 2015 Attend: 1365 Time: 1:28
Referees: Doug Darling, Scott Thompson

Tie scores: 1 2 3 4 Total 12
Lead change: 0 0 4 4

LSU 3, SOUTH CAROLINA 0
SEPT. 27 • BATON ROUGE, LA.

Match boxscore for LSU vs South Carolina, Sept 27. Includes player stats for both teams and totals.

Team Attack By Set and SET SCORES for LSU vs South Carolina match.

Site: Baton Rouge, La. (Maravich Center)
Date: Sep 27, 2015 Attend: 898 Time: 1:26
Referees: Steve Owen, Steve Kenyon

Tie scores: 1 2 3 4 Total 14
Lead change: 2 4 1 7

OLE MISS 3, SOUTH CAROLINA 1
OCT. 2 • OXFORD, MISS.

Match boxscore for Ole Miss vs South Carolina, Oct 2. Includes player stats for both teams and totals.

Team Attack By Set and SET SCORES for Ole Miss vs South Carolina match.

Site: Oxford, MS (Gillom Sports Center)
Date: Oct 2, 2015 Attend: 595 Time: 2:08
Referees: Ron Stahl, Anthony Marshall

Tie scores: 1 2 3 4 Total 15
Lead change: 2 3 1 3 9

## 2015 MATCH-BY-MATCH BOXSCORES

**MISSISSIPPI STATE 3, SOUTH CAROLINA 2**  
**OCT. 4 • STARKVILLE, MISS.**

#	South Carolina	S	Attack				Pct	Ast	Serve			Block				Pts
			K	E	TA				SA	SE	RE	Dig	BS	BA	BE	
8	Dessaa Leanos	4	6	4	19	.105	0	1	2	1	8	0	0	0	0	7.0
4	Darian Dozier	4	5	1	13	.308	0	2	0	0	2	2	6	0	12.0	
6	Aubrey Ezell	3	1	0	5	.200	49	4	4	0	13	0	4	1	7.0	
7	Jacqy Angermiller	5	6	5	20	.050	0	0	0	1	0	0	0	0	6.0	
9	Negan Kirkland	5	0	0	0	.000	0	0	1	0	10	0	0	0	0.0	
11	Koko Atoa-Williams	5	10	3	35	.200	1	1	1	2	15	0	0	0	11.0	
2	Jody Cabrera	5	0	0	0	.000	3	0	3	1	18	0	0	0	0.0	
6	Sarah Blomgren	5	20	2	33	.545	1	0	0	1	6	0	2	2	21.0	
10	Emma Lock	4	0	0	1	.000	0	0	1	0	6	0	0	0	0.0	
12	Courtney Furlong	3	5	1	15	.267	0	0	0	0	0	0	0	0	5.0	
17	Elizabeth Johnball	3	2	1	4	.250	0	0	0	0	1	0	0	0	2.0	
22	Claire Blumenthal	1	0	0	0	.000	0	0	0	0	0	0	0	0	0.0	
Team											5					
Totals		5	55	17	145	.262	54	8	12	10	80	2	12	3	0	71.0

**Team Attack By Set**

Set	K	E	TA	Pct	Sideout	Pct
1	13	5	38	.211	10-24	41%
2	11	2	21	.429	10-14	71%
3	11	5	32	.188	13-24	54%
4	14	3	41	.268	14-21	66%
5	6	2	13	.308	9-14	64%
				56-97	57%	

**TOTAL TEAM BLOCKS: 8.0**

SET SCORES	1	2	3	4	5	Team Records
South Carolina (2)	23	25	23	25	13	7-10 (0-4 SEC)
Mississippi State (3)	25	13	25	20	15	12-5 (2-2 SEC)

#	Mississippi State	S	Attack				Pct	Ast	Serve			Block				Pts
			K	E	TA				SA	SE	RE	Dig	BS	BA	BE	
8	Cheyenne Spell	4	0	0	0	.000	0	1	0	2	11	0	0	0	1.0	
8	Evie Grace Singleton	5	18	12	56	.107	0	5	4	2	7	0	2	1	24.0	
14	Jazmyne Johnson	3	3	1	14	.286	0	0	0	0	1	0	3	1	6.5	
15	Emily Howard	5	10	3	27	.259	0	0	0	0	1	1	1	0	11.5	
18	Alex Warren	5	13	8	43	.116	0	1	1	0	7	1	0	0	15.0	
22	Blossom Sato	5	0	3	5	-.600	50	2	0	0	5	0	1	1	2.5	
1	Payton Harris	5	0	0	0	.000	3	0	4	3	25	0	0	0	0.0	
2	Shelby Anderton	5	0	0	0	.000	0	1	4	0	4	0	0	0	1.0	
6	Bali Leffall-Young	1	0	0	0	.000	0	0	0	0	0	0	0	0	0.0	
6	Torrey Tinney	2	0	0	0	.000	0	0	0	0	3	0	0	0	0.0	
18	Chelsea Duhs	5	12	3	33	.273	0	0	0	0	0	0	1	1	12.5	
Team											1					
Totals		5	58	30	178	.157	53	10	13	8	64	2	8	4	0	74.0

**Team Attack By Set**

Set	K	E	TA	Pct	Sideout	Pct
1	15	6	42	.214	11-24	45%
2	8	7	35	.029	9-24	37%
3	12	8	35	.114	14-24	58%
4	14	5	42	.214	13-24	54%
5	9	4	24	.208	10-14	71%
				67-110	51%	

**TOTAL TEAM BLOCKS: 6.0**

Site: Starkville, Miss. (Newell-Grissom)  
 Date: Oct 04, 2015 Attend: 253 Time: 1:19  
 Referees: John S. Cline, Kelly Peterson

Tie scores	1	2	3	4	5	Total
	8	1	5	8	0	22
Lead change	2	0	2	4	0	8

## CAREER RECORDS

### KILLS

Rank	Name (Years)	Kills
1.	Lori Rowe (1983-86)	1,855
2.	Shonda Cole (2003-06)	1,775
3.	Juliette Thévenin (2010-13)	1,590
4.	Cally Plummer (1998-02)	1,345
5.	Heather Larkin (1994-97)	1,293
6.	Amy Iannocari (1991-94)	1,231
7.	Kim DeNeve (1986-89)	1,179
8.	Ivana Kujundzic (2006-09)	1,133
9.	Berna Dwyer (1999-02)	1,107
10.	Lora Myers (1987-90)	1,100
<i>Active Leader - Darian Dozier</i>		657

### KILLS PER SET (Minimum 500 Kills)

Rank	Name (Years)	(K-SP) K/S
1.	Shonda Cole (2003-06)	(1,775-417) 4.26
2.	Juliette Thévenin (2010-13)	(1,590-391) 4.07
3.	Lori Rowe (1983-86)	(1,855-507) 3.66
4.	Kori Ermigarat (1994-95)	(842-233) 3.61
5.	Cally Plummer (1998-02)	(1,345-394) 3.41
6.	Heather Larkin (1994-97)	(1,293-395) 3.27
7.	Crystal Moore (1997-99)	(754-240) 3.14
8.	Kim DeNeve (1986-89)	(1,179-381) 3.09
9.	Berna Dwyer (1999-02)	(1,107-366) 3.02
10.	Ivana Kujundzic (2006-09)	(1,133-389) 2.91
<i>Active Leader - Dessaa Legros</i>		2.21

### ATTACKS

Rank	Name (Years)	Attacks
1.	Shonda Cole (2003-06)	4,181
2.	Juliette Thévenin (2010-13)	4,076
3.	Lori Rowe (1983-86)	3,874
4.	Amy Iannocari (1991-94)	3,487
5.	Cally Plummer (1998-02)	3,288
6.	Ivana Kujundzic (2006-09)	3,047
7.	Heather Larkin (1994-97)	2,958
8.	Caryn Case (1988-91)	2,936
9.	Lora Myers (1987-90)	2,825
10.	Kim DeNeve (1986-89)	2,819

### HITTING PERCENTAGE (Minimum 1,000 Attacks)

Rank	Name (Years)	(K-E-A) Pct.
1.	Lori Rowe (1983-86)	(1,855-298-3,874) .402
2.	Ashley Edlund (1995-98)	(517-92-1,200) .354
3.	Niece Curry (2001-03)	(704-213-1,495) .328
4.	Belita Salters (2005-08)	(892-299-1,903) .312
5.	Libby Ralston (1989-92)	(699-225-1,572) .302
6.	Sam Alban (1999-02)	(844-316-1,877) .281
7.	Heather Larkin (1994-97)	(1,293-463-2,958) .281
8.	S. Pflughaupt (1986-89)	(1,093-432-2,413) .274
9.	Berna Dwyer (1999-02)	(1,107-420-2,533) .271
10.	Toni Venturini (1984-85)	(555-191-1,357) .268

### ASSISTS

Rank	Name (Years)	Assists
1.	Ashley Edlund (1995-98)	5,177
2.	Megan Hosp (1999-02)	4,689
3.	Tammy Correll (1987-90)	4,563
4.	Julie Morrison (1984-87)	3,602
5.	Jodi Thompson (1991-94)	3,237
6.	Taylor Bruns (2009-12)	2,858
7.	Shellie Higgins (1983-84)	2,544
8.	Kelly Morrow (1993-96)	2,136
9.	Bridget Denson-Dorman (2008-09)	2,044
10.	Iris Santos (2003-06)	2,040

### ASSISTS PER SET (Minimum 500 Assists)

Rank	Name (Years)	(A-SP) A/S
1.	Megan Hosp (1999-02)	(4,689-387) 12.12
2.	Ashley Edlund (1995-98)	(5,177-430) 12.04
3.	Tammy Correll (1987-90)	(4,563-447) 10.21
4.	Shellie Higgins (1983-84)	(2,544-254) 10.02
5.	Katelyn Panzau (2003-04)	(1,857-194) 9.57

6.	B. Denson-Dorman (2008-09)	(2,044-215) 9.51
7.	Julie Morrison (1984-87)	(3,602-385) 9.36
8.	Taylor Bruns (2009-12)	(2,858-377) 7.58
9.	Jodi Thompson (1991-94)	(3,237-495) 6.54
10.	Kelly Morrow (1993-96)	(2,136-354) 6.03

### ACES

Rank	Name (Years)	Acers
1.	Cally Plummer (1998-02)	243
2.	Teri Montoya (1983-84)	214
3.	Tammy Correll (1987-90)	190
4.	Lori Rowe (1983-86)	186
5.	Jodi Thompson (1991-94)	162
6.	Megan Hosp (1999-02)	132
7.	Ashley Edlund (1995-98)	130
8.	Kim Brown (1983-84)	129
9.	Colleen McKenzie (1985-88)	119
10.	Shellie Higgins (1983-84)	116
<i>Active Leader - Megan Kirkland</i>		27

### ACES PER SET (Minimum 75 Acers)

Rank	Name (Years)	(A-SP) A/S
1.	Teri Montoya (1983-84)	(214-254) 0.84
2.	Cally Plummer (1998-02)	(243-394) 0.62
3.	Kim Brown (1983-84)	(129-254) 0.51
4.	Shellie Higgins (1983-84)	(116-254) 0.46
5.	Tammy Correll (1987-90)	(190-447) 0.43
6.	Lori Rowe (1983-86)	(186-507) 0.37
7.	Crystal Moore (1997-99)	(82-240) 0.34
8.	Megan Hosp (1999-02)	(132-387) 0.34
9.	Jodi Thompson (1991-94)	(162-495) 0.33
10.	Diane Mitchell (1990-93)	(89-275) 0.32

### DIGS

Rank	Name (Years)	Digs
1.	Sarah Cline (2006-09)	1,464
2.	Diane Denton (1985-88)	1,462
3.	Hannah Lawing (2007-10)	1,334
4.	Jodi Thompson (1991-94)	1,332
5.	Amy Iannocari (1991-94)	1,196
6.	Ashley Edlund (1995-98)	1,160
7.	Megan Hosp (1999-02)	1,079
8.	Shani Abshier (1994-97)	1,049
9.	Juliette Thévenin (2010-13)	1,012
10.	Paige Wheeler (2010-12)	1,001
<i>Active Leader - Koko Atoa-Williams</i>		383

### DIGS PER SET (Minimum 500 Digs)

Rank	Name (Years)	(D-SP) D/S
1.	Fernanda Lares (1996-97)	(839-208) 4.03
2.	M. Christiansen (2013-14)	(921-231) 3.99
3.	Kori Ermigarat (1994-95)	(920-233) 3.95
4.	Paige Wheeler (2010-12)	(1,001-280) 3.58
5.	Sarah Cline (2006-09)	(1,464-422) 3.47
6.	Hannah Lawing (2007-10)	(1,334-398) 3.35
7.	Crystal Moore (1997-99)	(765-240) 3.19
8.	Diane Denton (1985-88)	(1,462-477) 3.06
9.	Katie Gerst (1992-94)	(986-334) 2.95
10.	Shani Abshier (1994-97)	(1,049-357) 2.94

### BLOCK SOLOS

Rank	Name (Years)	Block Solos
1.	Stephanie Pflughaupt (1986-89)	264
2.	Lori Rowe (1983-86)	191
3.	Amy Collinsworth (1990-93)	117
4.	Libby Ralston (1989-92)	110
5.	Jennifer Guess (1990-93)	79
6.	Heather Larkin (1994-97)	74
7.	Belita Salters (2005-08)	65
8.	Lorri Anderson (1984-85)	62
9.	Toni Venturini (1984-85)	49
10.	Megan Laughlin (2007-10)	46
<i>Active Leader - Darian Dozier</i>		38

### BLOCK ASSISTS

Rank	Name (Years)	Block Assists
1.	Stephanie Pflughaupt (1986-89)	461
2.	Lori Rowe (1983-86)	450
3.	Amy Collinsworth (1990-93)	358
4.	Heather Larkin (1994-97)	344
5.	<i>Darian Dozier (2012-Present)</i>	<b>340</b>
6.	Jennifer Guess (1990-93)	328
7.	Lori Drost (1994-97)	306
8.	Belita Salters (2005-08)	305
9.	Sam Alban (1999-02)	285
10.	Berna Dwyer (1999-02)	278

### TOTAL BLOCKS

Rank	Name (Years)	Total Blocks
1.	Stephanie Pflughaupt (1986-89)	725
2.	Lori Rowe (1983-86)	641
3.	Amy Collinsworth (1990-93)	475
4.	Heather Larkin (1994-97)	418
5.	Jennifer Guess (1990-93)	407
6.	Libby Ralston (1989-92)	383
7.	<i>Darian Dozier (2012-Present)</i>	<b>378</b>
8.	Belita Salters (2005-08)	370
9.	Lori Drost (1994-97)	349
10.	Sam Alban (1999-02)	328

### BLOCKS PER SET (Minimum 150 Blocks)

Rank	Name (Years)	(B-SP) B/S
1.	Stephanie Pflughaupt (1986-89)	(725-455) 1.59
2.	Dee Dee Fortman (1995-97)	(248-196) 1.27
3.	Lori Rowe (1983-86)	(641-507) 1.26
4.	Sue Little (1983)	(162-131) 1.24
5.	Libby Ralston (1989-92)	(383-310) 1.24
6.	Danika Taylor (1998-99)	(238-206) 1.16
7.	Lauren Ford (2003-05)	(280-251) 1.12
8.	Heather Larkin (1994-97)	(418-395) 1.06
9.	Amy Collinsworth (1990-93)	(475-450) 1.06
10.	Lorri Anderson (1984-85)	(186-178) 1.05

### TOTAL POINTS

Rank	Name (Years)	Points
1.	Lori Rowe (1983-86)	2457.0
2.	Shonda Cole (2003-06)	2029.0
3.	Cally Plummer (1998-2002)	1749.5
4.	Juliette Thévenin (2010-13)	1,744.5
5.	Stephanie Pflughaupt (1986-89)	1679.5
6.	Heather Larkin (1994-97)	1636.0
7.	Kim DeNeve (1986-89)	1401.5
8.	Berna Dwyer (1999-2002)	1399.0
9.	Amy Iannocari (1991-94)	1386.5
10.	Ivana Kujundzic (2006-09)	1345.0
<i>Active Leader - Darian Dozier</i>		916.0

### POINTS PER SET (Minimum 500 Points)

Rank	Name (Years)	(P-SP) P/S
1.	Shonda Cole (2003-06)	(2,029.0-417) 4.87
2.	Lori Rowe (1983-86)	(2,457.0-507) 4.85
3.	Juliette Thévenin (2010-13)	(1,744.5-391) 4.46
4.	Cally Plummer (1998-2002)	(1,749.5-362) 4.44
5.	Heather Larkin (1994-97)	(1,636.0-395) 4.14
6.	Kori Ermigarat (1994-95)	(946.5-233) 4.06
7.	Berna Dwyer (1999-2002)	(1,399.0-366) 3.82
8.	Crystal Moore (1997-99)	(892.5-240) 3.72
9.	Stephanie Pflughaupt (1986-89)	(1,679.5-455) 3.69
10.	Kim DeNeve (1986-89)	(1,401.5-381) 3.68

Note: Season statistics were not kept until 1983.  
Current players in *italics*

## INDIVIDUAL MATCH RECORDS

## KILLS

## 3-SET MATCHES

Rank	Name	Opponent (Date)	Kills
1.	Shonda Cole	Georgia (11/15/2006)	27
2.	Amy Iannocari	Kentucky (10/30/1994)	23
3.	Shonda Cole	Arkansas (10/27/2006)	22
4.	Juliette Thévenin	Montana (8/26/2011)	21
	Cally Plummer	LSU (9/22/2000)	21
	Heather Larkin	North Carolina State (9/6/1997)	21
	Shani Abshier	Kentucky (11/17/1996)	21
	Lori Rowe	USF (10/7/1983)	21
	Lori Rowe	Appalachian State (9/17/1983)	21

## 4-SET MATCHES

Rank	Name	Opponent (Date)	Kills
1.	Shonda Cole	Florida (9/17/2006)	35
2.	Shonda Cole	College of Charleston (11/22/2006)	29
	Shonda Cole	Tennessee (11/12/2006)	29
4.	Hannah Lawing	Harvard (9/12/2009)	28
	Amy Iannocari	Florida (11/13/1994)	28

## 5-SET MATCHES

Rank	Name	Opponent (Date)	Kills
1.	Shonda Cole	TCU (8/25/2006)	37
2.	Shonda Cole	Auburn (9/15/2006)	36
	Shonda Cole	Clemson (8/31/2006)	36
4.	Shonda Cole	St. John's (9/8/2006)	32
	Lori Rowe	Louisville (10/28/1983)	32

## ATTACKS

## 3-SET MATCHES

Rank	Name	Opponent (Date)	Attacks
1.	Cally Plummer	Tennessee (11/3/2000)	54
2.	Amy Iannocari	Kentucky (10/30/1994)	53
3.	Shonda Cole	Kentucky (10/8/2006)	52
4.	Juliette Thévenin	Montana (8/26/2011)	50
	Kori Ermigarat	Xavier (9/1/1995)	50

## 4-SET MATCHES

Rank	Name	Opponent (Date)	Attacks
1.	Shonda Cole	Tennessee (11/12/2006)	73
2.	Shonda Cole	North Carolina (11/27/2004)	72
3.	Shonda Cole	College of Charleston (11/22/2006)	65
	Shonda Cole	Alabama (11/17/2006)	65
	Shonda Cole	Florida (9/17/2006)	65

## 5-SET MATCHES

Rank	Name	Opponent (Date)	Attacks
1.	Kori Ermigarat	Maryland (9/16/1995)	75
2.	Juliette Thévenin	Clemson (9/6/13)	73
	Juliette Thévenin	Alabama (11/16/2012)	73
	Amy Iannocari	Louisiana Tech (9/19/1992)	73
4.	Shonda Cole	Auburn (9/15/2006)	71
5.	Ivana Kujundzic	Rice (9/11/2009)	70
	Lori Rowe	Louisville (10/28/1983)	70

## HITTING PERCENTAGE

## 3-SET MATCHES (MINIMUM 15 ATTACKS)

Rank	Name	Opponent (Date)	(K-E-A) Pct.
1.	Lori Rowe	Appalachian State (9/17/1983)	(21-1-23) .870
2.	Belita Salters	Mississippi State (11/23/2008)	(15-0-19) .789
3.	Lori Rowe	East Carolina (11/12/1983)	(11-0-15) .733
	Megan Laughlin	South Carolina State (10/23/2008)	(11-0-15) .733
5.	Lori Rowe	Chattanooga (10/8/1983)	(12-0-17) .706

## 4-SET MATCHES (MINIMUM 20 ATTACKS)

Rank	Name	Opponent (Date)	(K-E-A) Pct.
1.	Berna Dwyer	LSU (10/6/2002)	(17-0-25) .680
2.	Danika Taylor	Mississippi State (9/25/1998)	(16-0-26) .615
3.	Berna Dwyer	Georgia (11/17/2002)	(19-2-29) .586
4.	Niece Curry	LSU (10/6/2002)	(21-3-31) .581
5.	Bethanie Thomas	Elon (9/3/2011)	(16-1-26) .577

## 5-SET MATCHES (MINIMUM 25 ATTACKS)

Rank	Name	Opponent (Date)	(K-E-A) Pct.
1.	Sam Alban	New Mexico (9/8/2000)	(19-3-28) .571
2.	Niece Curry	Clemson (9/10/2002)	(15-1-25) .560
3.	<i>Sarah Blomgren</i>	<i>Mississippi State (10/4/2014)</i>	<i>(20-2-33) .545</i>
4.	Belita Salters	UNLV (8/30/2008)	(21-2-35) .543
5.	Belita Salters	Rhode Island (9/5/2008)	(17-2-28) .536

## ASSISTS

## 3-SET MATCHES

Rank	Name	Opponent (Date)	Assists
1.	Megan Hosp	LSU (9/22/2000)	64
2.	Ashley Edlund	Kentucky (10/20/1995)	59
3.	Megan Hosp	Tennessee (11/3/2000)	55
4.	Jodi Thompson	Kentucky (10/30/1994)	54
5.	Ashley Edlund	Arkansas (11/22/1997)	53
	Kelly Morrow	Appalachian State (9/24/1993)	53

## 4-SET MATCHES

Rank	Name	Opponent (Date)	Assists
1.	Megan Hosp	Arkansas (9/24/2000)	72
2.	Ashley Edlund	Mississippi State (9/27/1996)	71
3.	Ashley Edlund	Alabama (10/6/1996)	70
	Ashley Edlund	Georgia (11/12/1995)	70
5.	Megan Hosp	Auburn (10/22/1999)	69

## 5-SET MATCHES

Rank	Name	Opponent (Date)	Assists
1.	Tammy Correll	George Washington (11/12/1988)	84
2.	Julie Morrison	North Carolina State (11/7/1986)	74
3.	Megan Hosp	Northern Illinois (9/8/2000)	65
4.	Iris Santos	Auburn (10/22/2006)	64
	Megan Hosp	Michigan (9/17/1999)	64
	Ashley Edlund	Kentucky (11/5/1995)	64
	Kelly Morrow	Auburn (10/2/1994)	64

## ACES

## 3-SET MATCHES

Rank	Name	Opponent (Date)	Aces
1.	Megan Hosp	Creighton (9/7/2002)	8
	Cally Plummer	Auburn (10/11/1998)	8
3.	Ashley Edlund	Alabama (10/9/1998)	7
4.	Taylor Bruns	Alabama (11/6/2011)	6
	Lynae Vanden Hull	Auburn (10/17/2004)	6
	Megan Hosp	Auburn (9/27/2002)	6
	Berna Dwyer	Auburn (10/26/2001)	6
	Diane Mitchell	Coastal Carolina (9/10/1993)	6
	Lori Rowe	Mississippi State (9/30/1983)	6

## 4-SET MATCHES

Rank	Name	Opponent (Date)	Aces
1.	Cally Plummer	Clemson (10/10/2001)	8
	Amy Collinsworth	Jacksonville (9/6/1991)	8
3.	Jordan Bradosky	The Citadel (9/26/2010)	6
	Cally Plummer	Arkansas (10/4/2002)	6
	Cally Plummer	North Carolina (11/24/2001)	6
	Cally Plummer	Kentucky (11/8/1998)	6
	Cally Plummer	LSU (10/22/1998)	6
	Cally Plummer	Florida (10/2/1998)	6

## 5-SET MATCHES

Rank	Name	Opponent (Date)	Aces
1.	Lori Rowe	Cincinnati (10/29/1983)	9
2.	Taylor Bruns	BYU (8/28/2010)	6
	Shonda Cole	Alabama (10/1/2006)	6
	Kim DeNeve	Washington State (9/23/1988)	6
5.	Shonda Cole	LSU (9/23/2005)	5
	Katelyn Panzau	George Washington (9/20/2003)	5
	Lynae Vanden Hull	Santa Clara (9/18/2003)	5
	Cally Plummer	Clemson (9/10/2002)	5
	Cally Plummer	Michigan (9/17/1999)	5
	Dee Dee Fortman	Kentucky (10/24/1997)	5



## INDIVIDUAL MATCH RECORDS

3-SET MATCHES			
Rank	Name	Opponent (Date)	Digs
1.	Kori Ermigarat	Kentucky (10/20/1995)	30
2.	Hannah Lawing	Furman (9/10/2010)	26
	Kori Ermigarat	UNC Greensboro (9/6/1995)	26
	Jodi Thompson	Mercer (9/4/1993)	26
5.	Amy Iannoccarri	Appalachian State (9/24/1993)	25

4-SET MATCHES			
Rank	Name	Opponent (Date)	Digs
1.	Mikaela Christiaansen	Georgia (11/23/2014)	33
2.	Yajaira Cadet	North Carolina (12/6/2002)	30
	Kori Ermigarat	Georgia (11/12/1995)	30
4.	Paige Wheeler	LSU (11/13/2011)	28
	Paige Wheeler	Elon (9/3/2011)	28
	Dinelia Concepcion	Alabama (11/17/2006)	28

5-SET MATCHES			
Rank	Name	Opponent (Date)	Digs
1.	Hannah Lawing	Mississippi State (11/13/2010)	38
2.	Sarah Cline	Arkansas (11/2/2007)	36
	Jodi Thompson	Louisiana Tech (9/19/1992)	36
4.	Shani Abshier	Maryland (9/16/1995)	33
5.	Diane Denton	Florida (10/11/1988)	32

### BLOCK SOLOS

3-SET MATCHES			
Rank	Name	Opponent (Date)	Blocks
1.	Teresa Stenlund	Lipscomb (9/11/2010)	5
	Lori Rowe	Western Carolina (9/24/1983)	5
3.	Belita Salters	Virginia Commonwealth (8/31/2007)	4
	Belita Salters	Boston College (8/25/2007)	4
	Nicole Miller	Mercer (9/3/2005)	4
	Katie Gerst	Davidson (9/12/1994)	4
	Jennifer Guess	Mississippi State (10/3/1993)	4

4-SET MATCHES			
Rank	Name	Opponent (Date)	Blocks
1.	Stephanie Pflughaupt	Charlotte (10/5/1988)	9
2.	Stephanie Pflughaupt	Rice (10/18/1986)	5
3.	Heather Larkin	Arkansas (10/5/1997)	4
	Katie Gerst	UNC Asheville (9/25/1993)	4
5.	Darian Dozier	Jacksonville (8/30/2014)	3
	Nicole Miller	Pittsburgh (9/2/2005)	3
	Lauren Ford	Mississippi (10/8/2004)	3
	Berna Dwyer	American (12/5/2002)	3
	Danika Taylor	Mississippi State (9/25/1998)	3
	Heather Larkin	Georgia (9/26/1997)	3
	Heather Larkin	Mississippi (9/29/1996)	3
	Lori Drost	Mississippi State (9/27/1996)	3
	Dee Dee Fortman	Alabama (10/15/1995)	3
	Heather Larkin	Georgia (9/24/1995)	3
	Stephanie Pflughaupt	Georgia (9/14/1988)	3

5-SET MATCHES			
Rank	Name	Opponent (Date)	Blocks
1.	Juliette Thévenin	Alabama (11/16/2012)	4
	Lori Rowe	North Carolina (10/7/1983)	4
3.	Bethanie Thomas	East Tennessee State (8/25/2012)	3
	Belita Salters	LSU (10/26/2008)	3
	Megan Laughlin	LSU (10/28/2007)	3
	Megan Laughlin	Maryland (9/1/2007)	3
	Lynae Vanden Hull	Mississippi State (10/15/2006)	3
	Heather Larkin	Alabama (9/30/1994)	3
	Jennifer Guess	College of Charleston (10/20/1993)	3
	Lori Rowe	Memphis (10/14/1983)	3

3-SET MATCHES			
Rank	Name	Opponent (Date)	Blocks
1.	Lori Rowe	College of Charleston (10/4/1983)	11
	Lori Rowe	Western Carolina (9/24/1983)	11
3.	Dee Dee Fortman	Kentucky (10/20/2005)	9
	Dee Dee Fortman	Illinois State (12/4/1997)	9
	Jennifer Guess	Alabama (10/1/1993)	9
	Lori Rowe	Virginia Tech (11/18/1983)	9

4-SET MATCHES			
Rank	Name	Opponent (Date)	Blocks
1.	Libby Ralston	Jacksonville (9/6/1991)	15
2.	Stephanie Pflughaupt	Georgia (9/14/1988)	13
3.	Belita Salters	North Carolina (9/10/2005)	10
	Lauren Ford	Mississippi (10/8/2004)	10
	Berna Dwyer	Georgia (11/17/2002)	10
	Berna Dwyer	Arizona State (9/6/2002)	10
	Dee Dee Fortman	Georgia (11/12/1995)	10
	Dee Dee Fortman	Tennessee (10/22/1995)	10
	Heather Larkin	Tennessee (10/14/1994)	10

5-SET MATCHES			
Rank	Name	Opponent (Date)	Blocks
1.	Heather Larkin	Kentucky (10/7/1994)	12
2.	Jacqy Angermiller	Eastern Kentucky (9/19/2014)	11
	Crystal Johnson	St. John's (9/8/2006)	11
3.	Danika Taylor	Michigan (9/17/1999)	10
	Lori Drost	Maryland (9/16/1995)	10
	Amy Collinsworth	College of Charleston (10/20/1993)	10
	Stephanie Pflughaupt	Memphis (11/22/1986)	10
	Lori Rowe	Louisiana Tech (10/28/1983)	10
	Lori Rowe	Georgia (10/1/1983)	10

### TOTAL BLOCKS

3-SET MATCHES			
Rank	Name	Opponent (Date)	Blocks
1.	Lori Rowe	Western Carolina (9/24/1983)	16
2.	Dee Dee Fortman	Kentucky (10/20/1995)	12
3.	Dee Dee Fortman	Illinois State (12/4/1997)	10
	Jennifer Guess	Alabama (10/1/1993)	10
	Lori Rowe	Virginia Tech (11/18/1983)	10
	Lori Rowe	USF (10/7/1983)	10

4-SET MATCHES			
Rank	Name	Opponent (Date)	Blocks
1.	Libby Ralston	Jacksonville (9/6/1991)	16
	Stephanie Pflughaupt	Georgia (9/14/1988)	16
3.	Lauren Ford	Mississippi (10/8/2004)	13
4.	Heather Larkin	Tennessee (10/14/1994)	12
	Katie Gerst	UNC Asheville (9/25/1993)	12

5-SET MATCHES			
Rank	Name	Opponent (Date)	Blocks
1.	Crystal Johnson	St. John's (9/8/2006)	13
2.	Heather Larkin	Kentucky (10/7/1994)	12
	Lori Rowe	Memphis (11/22/1986)	12
4.	Jacqy Angermiller	Eastern Kentucky (9/19/2014)	11
	Danika Taylor	Michigan (9/17/1999)	11
	Amy Collinsworth	College of Charleston (10/20/1993)	11
	Lori Rowe	North Carolina (10/7/1983)	11

*Note: Box scores are only available from 1993 to the present. Limited historical records prior to 1993 were used to aid in the composition of individual match records as well.*

Current players in *italics*

## TEAM MATCH RECORDS

3-SET MATCHES		
Rank	Opponent (Date)	Kills
1.	LSU (9/22/2000)	76
2.	Tennessee (11/3/2000)	74
3.	Kentucky (10/20/1995)	69
4.	Clemson (9/16/1998)	66
	Arkansas (11/22/1997)	66

4-SET MATCHES		
Rank	Opponent (Date)	Kills
1.	Georgia (11/12/1995)	88
2.	Arkansas (9/24/2000)	86
3.	Florida (10/31/1997)	83
4.	Florida (9/17/2006)	82
	Houston (9/16/2005)	82
	LSU (10/25/1996)	82
	Alabama (10/6/1996)	82

5-SET MATCHES		
Rank	Opponent (Date)	Kills
1.	North Carolina State (11/7/1986)	99
2.	Arkansas (11/23/1996)	86
3.	Arkansas (11/2/2007)	85
	Georgia (11/18/2000)	85
	Northern Illinois (9/8/2000)	85
	Michigan (9/17/1999)	85

## TEAM MATCH RECORDS

## ATTACKS

## 3-SET MATCHES

Rank	Opponent (Date)	Attacks
1.	Arkansas (11/22/1997)	179
2.	Tennessee (11/3/2000)	177
3.	Mississippi State (10/8/1995)	171
4.	San Diego (9/13/2002)	166
5.	LSU (9/22/2000)	165

## 4-SET MATCHES

Rank	Opponent (Date)	Attacks
1.	USF (9/17/1994)	235
2.	Arkansas (9/24/2000)	223
3.	Kentucky (10/22/1993)	220
4.	LSU (10/25/1996)	219
5.	Mississippi State (9/27/1996)	218
	Georgia (11/12/1995)	218

## 5-SET MATCHES

Rank	Opponent (Date)	Attacks
1.	Northern Illinois (9/8/2000)	243
2.	Tennessee (11/11/2007)	241
	Maryland (9/16/1995)	241
4.	Arkansas (11/2/2007)	234
5.	Arkansas (11/23/1996)	225

## HITTING PERCENTAGE

## 3-SET MATCHES

Rank	Opponent (Date)	(K-E-A) Pct.
1.	SC State (10/23/2008)	(50-3-80) .587
2.	Liberty (9/1/2000)	(62-7-98) .561
3.	Mississippi State (11/23/2008)	(48-3-84) .536
4.	Louisville (9/26/1986)	(N/A) .530
5.	Troy (9/7/2007)	(52-6-92) .500
	Auburn (9/27/2002)	(53-8-90) .500

## 4-SET MATCHES

Rank	Opponent (Date)	(K-E-A) Pct.
1.	Mississippi State (9/25/1998)	(80-8-165) .436
2.	American (9/7/1996)	(44-7-85) .435
3.	Mississippi (10/16/2011)	(61-11-127) .394
4.	Arkansas (10/5/1997)	(73-7-170) .388
5.	North Carolina (11/24/2001)	(78-18-160) .375

## 5-SET MATCHES

Rank	Opponent (Date)	(K-E-A) Pct.
1.	Arkansas (11/23/2012)	(68-17-143) .357
2.	Kentucky (10/24/1997)	(81-17-187) .342
3.	Michigan State (9/18/2004)	(64-17-143) .329
4.	Clemson (9/10/2002)	(74-22-162) .321
5.	ETSU (8/25/2012)	(70-21-165) .297

## ASSISTS

## 3-SET MATCHES

Rank	Opponent (Date)	Assists
1.	LSU (9/22/2000)	73
2.	Tennessee (11/3/2000)	69
3.	Kentucky (10/20/1995)	63
4.	Mississippi (11/21/1997)	60
5.	Georgia (11/15/2006)	58
	Mississippi State (11/3/2002)	58

## 4-SET MATCHES

Rank	Opponent (Date)	Assists
1.	Arkansas (9/24/2000)	81
2.	Florida (9/17/2006)	76
3.	Alabama (10/6/1996)	74
4.	LSU (10/25/1996)	73
	Mississippi State (9/27/1996)	73

## 5-SET MATCHES

Rank	Opponent (Date)	Assists
1.	North Carolina State (11/7/1986)	95
2.	Arkansas (11/2/2007)	80
3.	Tennessee (11/11/2007)	79
	Northern Illinois (9/8/2000)	79
5.	Auburn (9/14/2007)	76

## ACES

## 3-SET MATCHES

Rank	Opponent (Date)	Aces
1.	Auburn (10/17/2004)	16
	Alabama (9/29/2002)	16
	Creighton (9/7/2002)	16
	Auburn (10/11/1998)	16
5.	Auburn (9/27/2002)	15
	Tennessee (10/26/1997)	15

## 4-SET MATCHES

Rank	Opponent (Date)	Aces
1.	Jacksonville (9/6/1991)	22
2.	Kentucky (11/8/1998)	16
	Arkansas (10/5/1997)	16
	Western Carolina (9/3/1993)	16
5.	Mississippi (10/12/1997)	15

## 5-SET MATCHES

Rank	Opponent (Date)	Aces
1.	Santa Clara (9/18/2003)	15
	New Mexico (9/8/2000)	15
	Washington State (9/23/1988)	15
4.	George Washington (9/20/2003)	14
5.	Indiana (9/13/2003)	13
	Michigan (9/17/1999)	13

## DIGS

## 3-SET MATCHES

Rank	Opponent (Date)	Digs
1.	Mississippi State (10/8/1995)	96
	UNC Greensboro (9/6/1995)	96
3.	Kentucky (10/30/1994)	92
4.	Appalachian State (9/24/1993)	91
5.	Mississippi State (11/17/1995)	89

## 4-SET MATCHES

Rank	Opponent (Date)	Digs
1.	Charlotte (10/26/1993)	120
2.	Mississippi State (9/27/1996)	118
3.	LSU (10/25/1996)	113
4.	Kentucky (10/22/1993)	110
5.	Mississippi State (10/22/2000)	109

## 5-SET MATCHES

Rank	Opponent (Date)	Digs
1.	Maryland (9/16/1995)	136
2.	Mississippi State (11/13/2010)	114
	George Washington (11/12/1988)	114
4.	Arkansas (11/2/2007)	108
5.	Tennessee (11/11/2007)	106
	Alabama (9/30/1994)	106

## BLOCK SOLOS

## 3-SET MATCHES

Rank	Opponent (Date)	Block Solos
1.	Mercer (9/3/2005)	9
2.	Georgia (10/24/2002)	7
3.	Lipscomb (9/11/2010)	6
	George Washington (9/11/2007)	6
	Tennessee (11/7/1997)	6
	Davidson (9/4/1995)	6

## 4-SET MATCHES

Rank	Opponent (Date)	Block Solos
1.	Charlotte (10/5/1988)	17
2.	Illinois-Chicago (9/7/1996)	12
3.	Dayton (8/29/2008)	8
	UNC Asheville (9/25/1993)	8
	Florida (9/6/1986)	8

## 5-SET MATCHES

Rank	Opponent (Date)	Block Solos
1.	Maryland (9/1/2007)	7
2.	Mississippi State (10/15/2006)	6
	Arkansas (9/25/2005)	6
	Memphis (11/22/1986)	6
5.	LSU (10/28/2007)	5
	St. John's (9/8/2006)	5
	Alabama (9/30/1994)	5

## BLOCK ASSISTS

## 3-SET MATCHES

Rank	Opponent (Date)	Block Assists
1.	Tennessee (11/9/2005)	28
	Kentucky (10/20/1995)	28
3.	Auburn (10/31/2003)	26
	Illinois State (12/4/1997)	26
	Mississippi State (10/8/1995)	26

## 4-SET MATCHES

Rank	Opponent (Date)	Block Assists
1.	Georgia (11/12/1995)	36
2.	Mississippi (10/8/2004)	34
3.	North Carolina (9/10/2005)	32
4.	Kentucky (10/16/1998)	30
	Tennessee (10/14/1994)	30

## 5-SET MATCHES

Rank	Opponent (Date)	Block Assists
1.	College of Charleston (9/7/1991)	41
2.	Kentucky (10/7/1994)	36
3.	Eastern Kentucky (9/19/2014)	34
	College of Charleston (10/20/1993)	34
4.	St. John's (9/8/2006)	30
5.	Santa Clara (9/18/2003)	28
	Michigan (9/17/1999)	28
	Colorado State (12/4/1998)	28
	UCF (8/31/1996)	28
	Memphis (11/22/1986)	28

## TOTAL BLOCKS

## 3-SET MATCHES

Rank	Opponent (Date)	Total Blocks
1.	Kentucky (10/20/1995)	18.0
2.	Mercer (9/3/2005)	17.0
3.	Tennessee (11/9/2005)	16.0
4.	Winthrop (11/26/2005)	14.0
	Auburn (10/31/2003)	14.0
	Illinois State (12/4/1997)	14.0
	Alabama (10/1/1993)	14.0

## 4-SET MATCHES

Rank	Opponent (Date)	Total Blocks
1.	Tennessee (10/14/1994)	22.0
2.	Mississippi (10/8/2004)	21.0
	Georgia (11/12/1995)	21.0
4.	UNC Asheville (9/25/1993)	20.0
5.	North Carolina (9/10/2005)	19.0
	American (12/5/2002)	19.0

## 5-SET MATCHES

Rank	Opponent (Date)	Total Blocks
1.	North Carolina (10/19/1988)	22.0
2.	College of Charleston (9/7/1991)	21.5
3.	College of Charleston (10/20/1993)	21.0
4.	St. John's (9/8/2006)	20.0
	Memphis (11/22/1986)	20.0

Note: Box scores are only available from 1993 to the present. Limited historical records prior to 1993 were used to aid in the composition of individual match records as well.

**FRESHMAN RECORDS****Matches Played:** Lori Rowe (1983), 38**Sets Played:** Three tied at 132**Kills**

- Lori Rowe, 1983 ..... 553
- Fernanda Laires, 1996 ..... 357
- Cally Plummer, 1998 ..... 353

**Kills Per Set**

- Lori Rowe, 1983 ..... 4.22
- Juliette Thévenin, 2010 ..... 3.65
- Fernanda Laires, 1996 ..... 3.52

**Attacks**

- Lori Rowe, 1983 ..... 1,145
- Fernanda Laires, 1996 ..... 994
- Taylr McNeil, 2014 ..... 935

**Hitting Percentage (Min. 250 Attacks)**

- Lori Rowe, 1983 ..... (.437)
- Libby Ralston, 1990 ..... (.351)
- Ashley Edlund, 1995 ..... (.321)

**Assists**

- Ashley Edlund, 1995 ..... 1,404
- Kelly Morrow, 1993 ..... 1,238
- Jodi Thompson, 1991 ..... 1,228
- Aubrey Ezell, 2015 ..... 526*

**Assists Per Set (Min. 125 Assists)**

- Ashley Edlund, 1995 ..... 12.76
- Megan Hosp, 1999 ..... 11.35
- Kelly Morrow, 1993 ..... 10.77
- Aubrey Ezell, 2015 ..... 9.92*

**Aces**

- Cally Plummer, 1998 ..... 86
- Lori Rowe, 1983 ..... 61
- Jodi Thompson, 1991 ..... 52

**Aces Per Set (Min. 25 Aces)**

- Cally Plummer, 1998 ..... 0.77
- Lori Rowe, 1983 ..... 0.47
- Berna Dwyer, 1999 ..... 0.44
- Aubrey Ezell, 2015 ..... 0.30*

**Digs**

- Fernanda Laires, 1996 ..... 470
- Ashley Edlund, 1995 ..... 351
- Kelly Morrow, 1993 ..... 306
- Aubrey Ezell, 2015 ..... 173*

**Digs Per Set (Min. 125 Digs)**

- Fernanda Laires, 1996 ..... 4.27
- Ashley Edlund, 1995 ..... 3.19
- Aubrey Ezell, 2015 ..... 3.04*
- Hannah Lawing, 2007 ..... 2.93

**Block Solos**

- Libby Ralston, 1990 ..... 56
- Stephanie Pflughaupt, 1986 ..... 49
- Lori Rowe, 1983 ..... 46
- Amy Collinsworth, 1990 ..... 46

**Block Assists**

- Lori Rowe, 1983 ..... 195
- Libby Ralston, 1990 ..... 115
- Amy Collinsworth, 1990 ..... 99

**Total Blocks**

- Lori Rowe, 1983 ..... 241
- Libby Ralston, 1990 ..... 171
- Amy Collinsworth, 1990 ..... 145

**Blocks Per Set (Min. 50 Blocks)**

- Lori Rowe, 1983 ..... 1.84
- Dee Dee Fortman, 1995 ..... 1.52
- Libby Ralston, 1990 ..... 1.40

**SOPHOMORE RECORDS****Matches Played:** A. Collinsworth (1991), 37**Sets Played:** Tammy Correll (1988), 133**Kills**

- Shonda Cole, 2004 ..... 379
- Ivana Kujundzic, 2007 ..... 349
- Lori Rowe, 1984 ..... 346
- Kim DeNeve, 1988 ..... 346

**Kills Per Set**

- Shonda Cole, 2004 ..... 4.03
- Juliette Thévenin, 2011 ..... 3.65
- Cally Plummer, 2000 ..... 3.57

**Attacks**

- Koko Atoa-Williams, 2014 ..... 991
- Shonda Cole, 2004 ..... 976
- Ivana Kujundzic, 2007 ..... 954

**Hitting Percentage (Min. 250 Attacks)**

- Niece Curry, 2002 ..... .404
- Berna Dwyer, 2000 ..... .378
- Lori Rowe, 1984 ..... .354

**Assists**

- Tammy Correll, 1988 ..... 1,597
- Julie Morrison, 1985 ..... 1,291
- Megan Hosp, 2000 ..... 1,280

**Assists Per Set (Min. 125 Assists)**

- Megan Hosp, 2000 ..... 12.67
- Tammy Correll, 1988 ..... 12.01
- Ashley Edlund, 1996 ..... 11.46

**Aces**

- Tammy Correll, 1988 ..... 58
- Julie Morrison, 1985 ..... 57
- Cally Plummer, 2000 ..... 47

**Aces Per Set (Min. 25 Aces)**

- Cally Plummer, 2000 ..... 0.54
- Julie Morrison, 1985 ..... 0.45
- Tammy Correll, 1988 ..... 0.44

**Digs**

- Paige Wheeler, 2011 ..... 475
- Shani Abshier, 1995 ..... 395
- Fernanda Laires, 1997 ..... 369

**Digs Per Set (Min. 125 Digs)**

- Paige Wheeler, 2011 ..... 4.57
- Fernanda Laires, 1997 ..... 3.77
- Sarah Cline, 2007 ..... 3.76

**Block Solos**

- Stephanie Pflughaupt, 1987 ..... 64
- Lori Rowe, 1984 ..... 41
- Amy Collinsworth, 1991 ..... 38

**Block Assists**

- Amy Collinsworth, 1991 ..... 128
- Jennifer Guess, 1991 ..... 111
- Darian Dozier, 2013 ..... 107

**Total Blocks**

- Amy Collinsworth, 1991 ..... 166
- Stephanie Pflughaupt, 1987 ..... 153
- Jennifer Guess, 1991 ..... 130

**Blocks Per Set (Min. 50 Blocks)**

- Libby Ralston, 1991 ..... 1.42
- Stephanie Pflughaupt, 1987 ..... 1.34
- Amy Collinsworth, 1991 ..... 1.27

**JUNIOR RECORDS****Matches Played:** Four (1983) tied at 38**Sets Played:** Lori Rowe (1985), 132**Kills**

- Kori Ermigarat, 1994 ..... 477
- Caryn Case, 1990 ..... 462
- Lori Rowe, 1985 ..... 459

**Kills Per Set**

- Juliette Thévenin, 2012 ..... 4.31
- Shonda Cole, 2005 ..... 4.18
- Cally Plummer, 2001 ..... 3.68
- Dessaa Legros, 2015 ..... 3.60*

**Attacks**

- Caryn Case, 1990 ..... 1,281
- Kori Ermigarat, 1994 ..... 1,248
- Juliette Thévenin, 2012 ..... 1,073

**Hitting Percentage (Min. 250 Attacks)**

- Lori Rowe, 1985 ..... (.431)
- Ashley Edlund, 1997 ..... (.411)
- Belita Salters, 2007 ..... (.330)

**Assists**

- Julie Morrison, 1986 ..... 1,597
- Ashley Edlund, 1997 ..... 1,276
- Shellie Higgins, 1983 ..... 1,243

**Assists Per Set (Min. 125 Assists)**

- Ashley Edlund, 1997 ..... 12.89
- Megan Hosp, 2001 ..... 12.10
- Tammy Correll, 1989 ..... 11.60

**Aces**

- Teri Montoya, 1983 ..... 141
- Shellie Higgins, 1983 ..... 80
- Kim Brown, 1983 ..... 77

**Aces Per Set (Min. 25 Aces)**

- Teri Montoya, 1983 ..... 1.08
- Shellie Higgins, 1983 ..... 0.61
- Kim Brown, 1983 ..... 0.59

**Digs**

- Diane Denton, 1987 ..... 525
- Kori Ermigarat, 1994 ..... 479
- Paige Wheeler, 2012 ..... 414

**Digs Per Set (Min. 125 Digs)**

- Diane Denton, 1987 ..... 4.61
- Paige Wheeler, 2012 ..... 3.91
- Sarah Cline, 2008 ..... 3.84
- Joely Cabrera, 2015 ..... 3.69*

**Block Solos**

- Stephanie Pflughaupt, 1988 ..... 95
- Lori Rowe, 1985 ..... 65
- Belita Salters, 2007 ..... 33

**Block Assists**

- Stephanie Pflughaupt, 1988 ..... 175
- Darian Dozier, 2014 ..... 127
- Shellie Higgins, 1983 ..... 109

**Total Blocks**

- Stephanie Pflughaupt, 1988 ..... 270
- Lori Rowe, 1985 ..... 151
- Darian Dozier, 2014 ..... 141

**Blocks Per Set (Min. 50 Blocks)**

- Stephanie Pflughaupt, 1988 ..... 2.06
- Lauren Ford, 2004 ..... 1.27
- Belita Salters, 2007 ..... 1.21

**SENIOR RECORDS****Matches Played:** Sue Little (1983), 38**Sets Played:** Amy Iannocari (1994), 132**Kills**

- Shonda Cole, 2006 ..... 703
- Amy Iannocari, 1994 ..... 542
- Lori Rowe, 1986 ..... 497

**Kills Per Set**

- Shonda Cole, 2006 ..... 5.76
- Juliette Thévenin, 2013 ..... 4.57
- Lori Rowe, 1986 ..... 4.11
- Amy Iannocari, 1994 ..... 4.11

**Attacks**

- Shonda Cole, 2006 ..... 1,541
- Amy Iannocari, 1994 ..... 1,338
- Lora Myers, 1990 ..... 1,184

**Hitting Percentage (Min. 250 Attacks)**

- Stephanie Pflughaupt, 1989 ..... (.400)
- Belita Salters, 2008 ..... (.389)
- Lori Rowe, 1986 ..... (.378)

**Assists**

- Tammy Correll, 1990 ..... 1,482
- Shellie Higgins, 1984 ..... 1,301
- Ashley Edlund, 1998 ..... 1,236

**Assists Per Set (Min. 125 Assists)**

- Megan Hosp, 2002 ..... 12.30
- Iris Santos, 2006 ..... 11.37
- Tammy Correll, 1990 ..... 11.31

**Aces**

- Teri Montoya, 1984 ..... 73
- Tammy Correll, 1990 ..... 66
- Lora Myers, 1990 ..... 62

**Aces Per Set (Min. 25 Aces)**

- Teri Montoya, 1984 ..... 0.59
- Cally Plummer, 2002 ..... 0.57
- Megan Hosp, 2002 ..... 0.54

**Digs**

- Mikaela Christiaansen, 2014 ..... 535
- Hannah Lawing, 2010 ..... 523
- Sarah Cline, 2009 ..... 498

**Digs Per Set (Min. 125 Digs)**

- Hannah Lawing, 2010 ..... 4.89
- Sarah Cline, 2009 ..... 4.57
- Mikaela Christiaansen, 2014 ..... 4.35

**Block Solos**

- Stephanie Pflughaupt, 1989 ..... 56
- Lori Rowe, 1986 ..... 39
- Jennifer Guess, 1993 ..... 25
- Sue Little, 1983 ..... 25

**Block Assists**

- Sue Little, 1983 ..... 137
- Cindy Robarge, 1998 ..... 108
- Jennifer Guess, 1993 ..... 106

**Total Blocks**

- Sue Little, 1983 ..... 162
- Stephanie Pflughaupt, 1988 ..... 159
- Jennifer Guess, 1993 ..... 131

**Blocks Per Set (Min. 50 Blocks)**

- Stephanie Pflughaupt, 1988 ..... 1.61
- Sue Little, 1983 ..... 1.24
- Danika Taylor, 1999 ..... 1.20



# SCOTT SWANSON

## Head Coach | Fifth Year at South Carolina

- Coached seven teams that played in the NCAA Tournament (Arizona State 1999, 2000, Minnesota 2006-10)
- Part of staff that coached eight All-Americans
- Recruited three top-10 classes to Minnesota

The 11th head coach in Gamecock Volleyball history, Scott Swanson looks to continue building the South Carolina program into a national contender entering his fifth season in Columbia.

Last season under Swanson's guidance, the Gamecocks posted a 17-14 record, which included seven SEC wins, the program's most since 2008. Libero Mikaela Christiaansen set the program record for most digs in a single season with 535, while middle blocker Darian Dozier set single-season rally scoring era school records for total blocks (141) and block assists (127). The Gamecocks also turned in another strong year in the classroom, as a league-best 12 players made the SEC Fall Academic Honor Roll.

During the 2013 season, outside hitter Juliette Thévenin became just the second Gamecock in school history to earn AVCA All-America honors as she was named honorable mention All-American. Thévenin was also a first-team AVCA All-Southeast Region and All-SEC selection as she left the program ranked in the top 10 in six career categories.

Swanson guided the Gamecocks to an 18-14 record in 2012, the program's second winning season in the last decade. South Carolina got off to a program-best 13-0 start and improved its hitting percentage for a second straight season, ranking second in the SEC with a percentage of .255, an improvement of 29 points from the previous year. Outside hitter Juliette Thévenin garnered second-team All-SEC honors after she ranked second in SEC play with 4.40 kills per set and 4.81 points per set, becoming the first Gamecock since 2008 to receive an All-SEC award.

In Swanson's first season, the Gamecocks went 14-16 and improved its offensive efficiency and its backline defense under his guidance. The team led the SEC with a 16.78 digs average, the best mark in four years for the Gamecocks, and hit .226, a 45-point improvement from the 2011 season. Three times, South Carolina student-athletes garnered an SEC weekly award, with Thévenin picking up the first offensive listing and Paige Wheeler twice gaining the defensive certificate.

Swanson's teams have also proved themselves in the classroom, earning the Team Academic Award from the American Volleyball Coaches Association in 2011-12, 2012-13 and 2013-14. A total of 13 Gamecocks made the SEC Academic Honor Roll in 2013-14, 15 in 2012-13 and 13 received the honor in 2011-12. The team also claimed the department's Life Skills Team of the Year award in 2011-12, honoring the group for its academic achievements, personal development and work in the community.

Prior to his current head coaching job, Swanson spent five years on the sidelines for the Golden Gophers, helping the team to five-consecutive NCAA Tournament appearances and a 125-46 record. Three times, Minnesota finished second in the Big Ten behind perennial power Penn State. The 2009 team advanced to the national semifinals in the NCAA Tournament.

During his tenure in Minneapolis, Swanson helped the Golden Gophers become an elite blocking team. In five years, Minnesota never ranked lower than 35th in NCAA Division I in blocks. The 2007 team set a program record with 3.54 blocks per set. Five Golden Gophers earned All-America accolades during those five years, including 2009 first-team middle blocker and 2012 US National Team pool member Lauren Gibbemeyer.

Swanson also led the Gophers' recruiting efforts, posting three top-10 recruiting classes according to PrepVolleyball.com. The 2009 group earned top honors from the outlet.

The summer of 2009, Swanson spent time with USA Volleyball's A-2 Junior National Team, and he coached the USA Red team to a second-place showing in the 2008 USA Adult Open Championships.

Swanson brings in four years of head coaching experience to Columbia after his tenure at the University of Texas-El Paso. With a 50-61 career record, Swanson had the team on the brink of the NCAA Tournament in 2005, when the Miners went 21-10. Three players earned all-conference honors under Swanson's tutelage, including honorable mention All-American Kari Stacy. He also inked a high school All-American and saw his team improve in the classroom to a department-best 3.2 GPA in 2005.

Prior to UTEP, Swanson spent six years at his alma mater, Arizona State. He helped the team to two NCAA Tournament appearances during his time in Tempe and coached one second-team All-American and two Pac-10 All-Freshman Team players. Two of his Sun Devil players garnered Academic All-America certificates as well.

Swanson started his coaching career at Mountain View (Ariz.) High School, working as an assistant with the varsity team and leading his junior varsity group to a 17-1 record. As a head coach with the Arizona East Valley Juniors club, he led a 16-1s team to a national runner-up finish and earned Cactus Region Coach of the Year honors. He also served as head coach at Camelback High School before landing the job with Arizona State, where he also played club volleyball.

A graduate of ASU, Swanson is married to the former Erin Meier. The couple has two daughters, Rylee Sue and Haylen Rae.

### HEAD COACHING RECORD

Year	School	W	L	PCT	W	L	PCT	Finish
2002	UTEP	11	14	.440	6	7	.462	2nd WAC East
2003	UTEP	8	22	.267	2	11	.154	5th WAC East
2004	UTEP	10	15	.400	2	11	.154	4th WAC East
2005	UTEP	21	10	.677	10	6	.625	4th CUSA
2011	South Carolina	14	16	.467	5	15	.250	5th SEC East
2012	South Carolina	18	14	.563	6	14	.300	6th SEC East
2013	South Carolina	12	19	.387	3	15	.167	T-11th SEC
2014	South Carolina	17	14	.548	7	11	.389	T-8th SEC
2015	South Carolina	7	9	.467	0	3	.000	--
<b>TOTAL 8+ Years</b>		<b>118</b>	<b>136</b>	<b>.466</b>	<b>41</b>	<b>92</b>	<b>.309</b>	

### ASSISTANT COACHING RECORD

Year	School	W	L	PCT	W	L	PCT	Finish
1996	Arizona State	9	15	.375	4	14	.222	8th Pac-10
1997	Arizona State	13	16	.448	4	14	.222	8th Pac-10
1998	Arizona State	11	14	.440	8	10	.444	T-5th Pac-10
1999	Arizona State	14	13	.519	10	8	.556	5th Pac-10
2000	Arizona State	18	12	.600	9	9	.500	T-5th Pac-10
2001	Arizona State	10	16	.385	5	13	.278	7th Pac-10
2006	Minnesota	26	8	.765	17	3	.850	T-2nd Big Ten
2007	Minnesota	18	13	.581	11	9	.550	T-3rd Big Ten
2008	Minnesota	27	7	.794	16	4	.800	2nd Big Ten
2009	Minnesota	28	9	.757	15	5	.750	3rd Big Ten
2010	Minnesota	26	8	.765	14	6	.700	2nd Big Ten
<b>TOTAL 11 Years</b>		<b>200</b>	<b>131</b>	<b>.604</b>	<b>113</b>	<b>95</b>	<b>.543</b>	

### THE SWANSON TIMELINE

#### Coaching

2011-present	Head coach, South Carolina
2006-2010	Assistant coach, associate head coach, Minnesota
2009	Assistant coach, USA Volleyball A-2 Women's Team
2002-2005	Head coach, UTEP
1996-2001	Assistant coach, associate head coach, Arizona State
1994-1995	Head coach, Camelback High School
1993-2000	Head coach, Arizona East Valley Juniors
1991-1992	Assistant coach, Mountain View High School

#### Education

1995	B.A., Family studies and human development, Arizona State
------	---





# 1 - MADISON BOROWSKI

5-9 | Fr. | S | Business Major | Austin, Texas (Westlake)

### SEASON NOTES

- Missed the start of the season due to preseason surgery
- Saw her first action against East Carolina, passing out two assists.
- Played in the conference opener against Kentucky
- Passed out five assists in the first set of the team's match at LSU

### Season Highs

**Kills**

N/A

**Attempts**

N/A

**Hit. % (Min. 12 Att.)**

N/A

**Assists**

5, Kentucky, 9/27

**Service Aces**

N/A

**Digs**

1, Kentucky, 9/25

**Blocks Solo**

N/A

**Block Assists**

N/A

**Total Blocks**

N/A

### Match-By-Match Statistics

DATE	OPP	SP	KILL	ERR	ATT	PCT	AST	SA	SE	RE	DIG	BS	BA	BE	TB	BHE	P
8/28	Southeastern La.	--	--	--	--	--	--	--DNP	--	--	--	--	--	--	--	--	--
8/29	NC Central	--	--	--	--	--	--	--DNP	--	--	--	--	--	--	--	--	--
8/29	NC State	--	--	--	--	--	--	--DNP	--	--	--	--	--	--	--	--	--
9/4	vs. Clemson	--	--	--	--	--	--	--DNP	--	--	--	--	--	--	--	--	--
9/5	vs. Winthrop	--	--	--	--	--	--	--DNP	--	--	--	--	--	--	--	--	--
9/5	at Furman	--	--	--	--	--	--	--DNP	--	--	--	--	--	--	--	--	--
9/11	vs. Pittsburgh	--	--	--	--	--	--	--DNP	--	--	--	--	--	--	--	--	--
9/11	at Michigan	--	--	--	--	--	--	--DNP	--	--	--	--	--	--	--	--	--
9/12	vs. Western Michigan	--	--	--	--	--	--	--DNP	--	--	--	--	--	--	--	--	--
9/18	East Carolina	1	0	0	0	.000	2	0	0	0	0	0	0	0	0.0	0	0.0
9/19	Charleston Southern	--	--	--	--	--	--	--DNP	--	--	--	--	--	--	--	--	--
9/19	Wofford	1	0	0	0	.000	1	0	0	0	0	0	0	0	0.0	0	0.0
9/22	Coastal Carolina	--	--	--	--	--	--	--DNP	--	--	--	--	--	--	--	--	--
9/25	Kentucky	1	0	0	0	.000	2	0	0	0	1	0	0	0	0.0	1	0.0
9/27	at LSU	1	0	0	0	.000	5	0	0	0	0	0	0	0	0.0	0	0.0
10/2	at Ole Miss	--	--	--	--	--	--	--DNP	--	--	--	--	--	--	--	--	--
10/4	at Mississippi State	--	--	--	--	--	--	--DNP	--	--	--	--	--	--	--	--	--
10/9	Auburn																
10/11	Texas A&M																
10/14	at Georgia																
10/18	at Tennessee																
10/25	Arkansas																
10/30	Florida																
11/1	Ole Miss																
11/6	at Auburn																
11/8	at Alabama																
11/11	Tennessee																
11/20	Mississippi State																
11/22	Alabama																
11/25	at Arkansas																
11/27	at Missouri																

### CAREER STATISTICS

YEAR	SP	MP	KILL	K/S	ERR	ATT	PCT	AST	A/S	SA	SA/S	SE	DIG	D/S	RE	BS	BA	TB	B/S	BE	BHE	P	P/S
2015	4	4	0	0.00	0	0	.000	10	2.50	0	0.00	0	1	0.25	0	0	0	0	0.00	0	1	0.0	0.00



# 2 - JOELY CABRERA

5-6 | Jr. | DS/Libero | Exercise Science Major | Seca, Puerto Rico (Daytona State)

## SEASON NOTES

- Recorded 12 digs and four assists in Gamecock debut vs. Southeastern Louisiana (8/28)
- Contributed a season-high 13 digs in back-to-back matches vs. NC Central (8/29) and NC State (8/29)
- Totaled four digs over three sets at the Michigan Challenge, seeing time against Pitt and Michigan (9/11)
- Enjoyed a breakout weekend for the team, playing all ten sets at libero as the team went 3-0 at the Carolina Classic. Recorded 14, 22 and 15 in the three tournament matches, respectively
- Was perfect on 18 serve receptions and added 22 digs and three assists in a win over Charleston Southern (9/18)
- Finished with 20 digs and a pair of aces against Coastal Carolina (9/22)

### Season Highs

#### Kills

N/A

#### Attempts

3, Clemson (9/4)

#### Hit. % (Min. 12 Att.)

N/A

#### Assists

4, 2x, last vs. Clemson (9/4)

#### Service Aces

3, East Carolina (9/18)

#### Digs

22, Charleston Southern (9/19)

#### Blocks Solo

N/A

#### Block Assists

N/A

#### Total Blocks

N/A

Match-By-Match Statistics																					
DATE	OPP	SP	KILL	ERR	ATT	PCT	AST	SA	SE	RE	DIG	BS	BA	BE	TB	BHE	P				
8/28	Southeastern La.	3	0	0	0	.000	4	0	0	2	12	0	0	0	0.0	0	0.0				
8/29	NC Central	3	0	0	0	.000	3	0	1	0	13	0	0	0	0.0	0	0.0				
8/29	NC State	3	0	0	0	.000	0	0	0	0	13	0	0	0	0.0	0	0.0				
9/4	vs. Clemson	4	0	0	3	.000	4	2	2	0	9	0	0	0	0.0	0	2.0				
9/5	vs. Winthrop	3	0	0	0	.000	2	0	2	0	12	0	0	0	0.0	0	0.0				
9/5	at Furman	2	0	0	0	.000	0	0	1	1	1	0	0	0	0.0	0	0.0				
9/11	vs. Pittsburgh	1	0	0	0	.000	0	0	0	0	3	0	0	0	0.0	0	0.0				
9/11	at Michigan	2	0	0	0	.000	0	0	0	0	1	0	0	0	0.0	0	0.0				
9/12	vs. Western Michigan	--	--	--	--	--	--	--	--	--	--	--	--	--	--	--	--				
9/18	East Carolina	3	0	0	0	.000	2	3	1	0	14	0	0	0	0.0	0	3.0				
9/19	Charleston Southern	4	0	0	0	.000	3	0	2	0	22	0	0	0	0.0	0	0.0				
9/19	Wofford	3	0	0	2	.000	1	0	1	1	15	0	0	0	0.0	0	0.0				
9/22	Coastal Carolina	4	0	0	0	.000	0	2	1	3	20	0	0	0	0.0	0	2.0				
9/25	Kentucky	3	0	0	0	.000	4	0	1	0	9	0	0	0	0.0	0	0.0				
9/27	at LSU	3	0	0	0	.000	2	0	2	1	9	0	0	0	0.0	0	0.0				
10/2	at Ole Miss	4	0	0	0	.000	1	1	3	0	13	0	0	0	0.0	0	1.0				
10/4	at Mississippi State	5	0	0	0	.000	3	0	3	1	18	0	0	0	0.0	0	0.0				
10/9	Auburn																				
10/11	Texas A&M																				
10/14	at Georgia																				
10/18	at Tennessee																				
10/25	Arkansas																				
10/30	Florida																				
11/1	Ole Miss																				
11/6	at Auburn																				
11/8	at Alabama																				
11/11	Tennessee																				
11/20	Mississippi State																				
11/22	Alabama																				
11/25	at Arkansas																				
11/27	at Missouri																				

## CAREER STATISTICS

YEAR	SP	MP	KILL	K/S	ERR	ATT	PCT	AST	A/S	SA	SA/S	SE	DIG	D/S	RE	BS	BA	TB	B/S	BE	BHE	P	P/S
2013*	135	34	522	3.87	198	1224	.265	4	0.03	36	0.27	54	331	2.45	36	19	8	27	0.20	1	2	581.0	4.30
2014*	85	23	202	2.38	93	575	.190	3	0.04	19	0.22	22	233	2.74	11	8	2	10	0.12	2	0	230.0	2.71
<b>TOTAL</b>	<b>220</b>	<b>57</b>	<b>724</b>	<b>3.29</b>	<b>291</b>	<b>1799</b>	<b>.241</b>	<b>7</b>	<b>0.03</b>	<b>55</b>	<b>0.25</b>	<b>76</b>	<b>564</b>	<b>2.56</b>	<b>47</b>	<b>27</b>	<b>10</b>	<b>37</b>	<b>0.17</b>	<b>3</b>	<b>2</b>	<b>811.0</b>	<b>3.69</b>

\*at Daytona State

YEAR	SP	MP	KILL	K/S	ERR	ATT	PCT	AST	A/S	SA	SA/S	SE	DIG	D/S	RE	BS	BA	TB	B/S	BE	BHE	P	P/S
2015	50	16	0	0.00	0	5	.000	29	0.58	8	0.16	20	184	3.68	9	0	0	0	0.00	0	0	8.0	0.16



# 3 - DESSAA LEGROS

5-10 | Jr. | MB/OH | Business Major | Kennesaw, Ga. (Allatoona)

## SEASON NOTES

- Earned a spot on the Gamecock Invitational All-Tournament Team after averaging 4.22 kills per set in three matches (8/28-29)
- Tallied 12 kills and seven digs vs. Southeastern Louisiana (8/28)
- Produced 18 kills while hitting .424 and a career-high three blocks vs. NC Central (8/29)
- Named to Furman's Carolina Classic All-Tournament Team after averaging 4.23 kills and 2.62 digs per set in three matches (9/4-5)
- Recorded career-highs in kills (21) and digs (19) in win over rival Clemson (9/4)
- Finished with 20 kills and six digs vs. Furman (9/5)
- Set a new career-high in block assists and total blocks (4) against Western Michigan (9/12)
- Posted her third 20-kill match of the season against Western Michigan, finishing with 22 points and a .302 hitting percentage. She made the Michigan Challenge All-Tournament team for her efforts.
- Hit a season-best .444 in the win over East Carolina, finishing with 12 kills total (9/18)
- Put up a pair of blocks with five digs and 12 kills against Charleston Southern (9/19)
- Led the team with 13 kills against Coastal Carolina (9/22)
- Went for her 11th double-digit kill match of the season at Ole Miss, finishing with 18 (10/2)

## Season Highs

- Kills**  
21, Clemson (9/4)
- Attempts**  
54, Clemson (9/4)
- Hit. % (Min. 12 Att.)**  
.444, East Carolina (9/18)
- Assists**  
1, 3x, last at Ole Miss (10/2)
- Service Aces**  
1, Southeastern La. (8/28)  
at Mississippi St. (10/4)
- Digs**  
19, Clemson (9/4)
- Blocks Solo**  
1, 4x, last Wofford (9/19)
- Block Assists**  
4, W. Michigan (9/12)
- Total Blocks**  
4, W. Michigan (9/12)

## Career Highs

- Kills**  
21, Clemson (9/4/15)
- Attempts**  
54, Clemson (9/4/15)
- Hit. % (Min. 12 Att.)**  
.667, SC State (8/30/13)
- Assists**  
2, Furman (9/7/13)
- Service Aces**  
1, 2x, last vs. Southeastern La. (8/29/15)
- Digs**  
19, Clemson (9/4/15)
- Blocks Solo**  
1, 5x, last Wofford (9/19)
- Block Assists**  
4, W. Michigan (9/12/15)
- Total Blocks**  
4, W. Michigan (9/12/15)

Match-By-Match Statistics																	
DATE	OPP	SP	KILL	ERR	ATT	PCT	AST	SA	SE	RE	DIG	BS	BA	BE	TB	BHE	P
8/28	Southeastern La.	3	12	2	28	.357	0	1	1	0	7	0	1	0	1.0	0	13.5
8/29	NC Central	3	18	4	33	.424	1	0	0	3	4	0	3	0	3.0	0	19.5
8/29	NC State	3	8	6	24	.083	0	0	1	1	5	0	2	0	2.0	1	9.0
9/4	vs. Clemson	4	21	7	54	.259	0	0	2	4	19	0	2	1	2.0	1	22.0
9/5	vs. Winthrop	5	14	7	48	.146	0	0	1	1	9	1	0	0	1.0	0	15.0
9/5	at Furman	4	20	6	44	.318	0	0	1	0	6	0	1	0	1.0	0	20.5
9/11	vs. Pittsburgh	3	5	9	22	-.182	0	0	0	0	1	0	0	0	0.0	0	5.0
9/11	at Michigan	3	10	4	25	.240	0	0	1	0	4	0	0	0	0.0	0	10.0
9/12	vs. Western Michigan	4	20	7	43	.302	1	0	0	0	5	0	4	1	4.0	0	22.0
9/18	East Carolina	3	12	4	18	.444	0	0	0	0	2	1	0	0	1.0	0	13.0
9/19	Charleston Southern	4	12	7	36	.139	0	0	1	1	5	1	1	0	2.0	0	13.5
9/19	Wofford	3	7	6	20	.050	0	0	0	0	1	1	0	0	1.0	0	8.0
9/22	Coastal Carolina	4	13	6	39	.179	0	0	0	0	5	0	0	0	0.0	0	13.0
9/25	Kentucky	2	1	6	20	-.250	0	0	1	0	1	0	0	0	0.0	0	1.0
9/27	at LSU	3	7	5	27	.074	0	0	0	0	2	0	1	0	1.0	0	7.5
10/2	at Ole Miss	4	18	9	47	.191	1	0	0	1	13	0	0	0	0.0	1	18.0
10/4	at Mississippi State	4	6	4	19	.105	0	1	2	1	8	0	0	0	0.0	0	7.0
10/9	Auburn																
10/11	Texas A&M																
10/14	at Georgia																
10/18	at Tennessee																
10/25	Arkansas																
10/30	Florida																
11/1	Ole Miss																
11/6	at Auburn																
11/8	at Alabama																
11/11	Tennessee																
11/20	Mississippi State																
11/22	Alabama																
11/25	at Arkansas																
11/27	at Missouri																

## CAREER STATISTICS

YEAR	SP	MP	KILL	K/S	ERR	ATT	PCT	AST	A/S	SA	SA/S	SE	DIG	D/S	RE	BS	BA	TB	B/S	BE	BHE	P	P/S
2013	76	29	131	1.72	83	433	.111	5	0.07	0	0.00	0	30	0.39	4	0	14	14	0.18	2	0	138.0	1.82
2014	39	18	56	1.44	37	182	.104	1	0.03	1	0.03	2	23	0.59	4	1	4	5	0.13	0	0	60.0	1.54
2015	59	17	204	3.46	99	547	.192	3	0.05	2	0.03	11	97	1.64	12	4	15	19	0.32	2	3	217.5	3.68
<b>TOTAL</b>	<b>174</b>	<b>64</b>	<b>391</b>	<b>2.25</b>	<b>219</b>	<b>1162</b>	<b>.148</b>	<b>9</b>	<b>0.05</b>	<b>3</b>	<b>0.02</b>	<b>13</b>	<b>150</b>	<b>0.86</b>	<b>20</b>	<b>5</b>	<b>33</b>	<b>38</b>	<b>0.22</b>	<b>4</b>	<b>3</b>	<b>415.5</b>	<b>2.39</b>



# 4 - DARIAN DOZIER

6-1 | Sr. | MB/RS | Marketing/Management Major | Sandy Spring, Md. (St. Johns College)

## SEASON NOTES

- Finished with nine kills while hitting .533 and two blocks vs. Southeastern Louisiana (8/28)
- Produced 13 kills and three blocks in win over rival Clemson (9/4)
- Tallied season-high 14 kills while hitting .481 and four blocks vs. Winthrop (9/5)
- Put down a pair of solo blocks and added four kills against Pittsburgh (9/11).
- Set new season bests in attacks (28), digs (3), total blocks (7) and points (16.5) against Western Michigan (9/12).
- Made the all-tournament team for the Carolina Classic after recording 33 total kills over three matches
- Set a new season best in kills after putting down 15 against Charleston Southern (9/19)
- Hit .688 against Wofford with 13 kills, setting a new career high in hitting percentage (9/19)
- Moved into fifth in career block assists after finishing with three against Kentucky (9/25)
- Hit .364 with ten kills at Ole Miss (10/2)
- Put down a pair of solo blocks and finished with eight total at Mississippi State (10/4)

### Season Highs Kills

15, Charleston Southern (9/19)

### Attempts

33, Charleston Southern (9/19)

### Hit. % (Min. 12 Att.)

.688, Wofford (9/19)

### Assists

2, Winthrop (9/5)

### Service Aces

2, Southeastern La. (8/28)

### Digs

4, Wofford (9/19)

### Blocks Solo

2, Pittsburgh (9/11)  
Miss. State (10/4)

### Block Assists

7, W. Michigan (9/12)

### Total Blocks

8, Miss. State (10/4)

### Career Highs

#### Kills

18, Texas A&M (10/6/13)

#### Attempts

36, Tennessee (11/19/14)

#### Hit. % (Min. 12 Att.)

.688, Wofford (9/19/14)

#### Assists

2, 2x, last vs. Winthrop (9/5/15)

#### Service Aces

2, 3x, last vs. Southeastern La. (8/28/15)

#### Digs

8, Auburn (11/16/14)

#### Blocks Solo

3, Jacksonville (8/30/14)

#### Block Assists

8, 3x, last vs. Furman (9/6/14)

#### Total Blocks

11, Jacksonville (8/30/14)


## Match-By-Match Statistics

DATE	OPP	SP	KILL	ERR	ATT	PCT	AST	SA	SE	RE	DIG	BS	BA	BE	TB	BHE	P
8/28	Southeastern La.	3	9	1	15	.533	0	2	0	1	2	0	2	0	2.0	0	12.0
8/29	NC Central	1	2	0	3	.667	0	0	0	0	0	0	0	0	0.0	0	2.0
8/29	NC State	3	4	2	13	.154	1	0	1	0	1	1	2	1	3.0	0	6.0
9/4	vs. Clemson	4	13	4	26	.346	1	0	0	0	1	1	2	0	3.0	1	15.0
9/5	vs. Winthrop	5	14	1	27	.481	2	0	0	0	2	0	4	0	4.0	0	16.0
9/5	at Furman	4	6	4	19	.105	1	0	1	0	1	0	4	0	4.0	0	8.0
9/11	vs. Pittsburgh	4	4	1	10	.300	0	1	0	0	1	2	3	1	5.0	0	8.5
9/11	at Michigan	3	3	2	12	.083	0	0	0	0	1	0	3	1	3.0	0	4.5
9/12	vs. Western Michigan	4	12	4	28	.286	0	1	1	0	3	0	7	0	7.0	0	16.5
9/18	East Carolina	3	5	1	12	.333	1	0	0	0	3	0	1	0	1.0	0	5.5
9/19	Charleston Southern	4	15	6	33	.273	0	0	1	0	1	1	2	0	3.0	0	17.0
9/19	Wofford	3	13	2	16	.688	0	0	0	0	4	0	1	0	1.0	0	13.5
9/22	Coastal Carolina	4	5	4	18	.056	0	0	0	0	2	1	3	0	4.0	1	7.5
9/25	Kentucky	3	3	1	7	.286	0	0	1	0	4	0	3	0	3.0	0	4.5
9/27	at LSU	3	6	2	16	.250	0	0	0	0	1	0	2	0	2.0	0	7.0
10/2	at Ole Miss	4	10	2	22	.364	0	0	0	0	2	1	1	0	2.0	0	11.5
10/4	at Mississippi State	4	5	1	13	.308	0	2	0	0	2	2	6	0	8.0	0	12.0
10/9	Auburn																
10/11	Texas A&M																
10/14	at Georgia																
10/18	at Tennessee																
10/25	Arkansas																
10/30	Florida																
11/1	Ole Miss																
11/6	at Auburn																
11/8	at Alabama																
11/11	Tennessee																
11/20	Mississippi State																
11/22	Alabama																
11/25	at Arkansas																
11/27	at Missouri																

## CAREER STATISTICS

YEAR	SP	MP	KILL	K/S	ERR	ATT	PCT	AST	A/S	SA	SA/S	SE	DIG	D/S	RE	BS	BA	TB	B/S	BE	BHE	P	P/S
2012	96	31	129	1.34	43	325	.265	6	0.06	0	0.00	0	24	0.25	0	7	60	67	0.70	12	0	166.0	1.73
2013	108	31	214	1.98	70	521	.276	6	0.06	8	0.07	24	64	0.59	0	8	107	115	1.06	7	4	283.5	2.62
2014	120	31	218	1.82	90	577	.222	10	0.08	4	0.03	11	80	0.67	1	14	127	141	1.17	12	1	299.5	2.49
2015	59	17	129	2.19	38	290	.314	6	0.10	6	0.10	5	31	0.53	1	9	46	55	0.93	3	2	167.0	2.83
<b>TOTAL</b>	<b>383</b>	<b>110</b>	<b>690</b>	<b>1.80</b>	<b>241</b>	<b>1713</b>	<b>.262</b>	<b>28</b>	<b>0.07</b>	<b>18</b>	<b>0.05</b>	<b>40</b>	<b>199</b>	<b>0.52</b>	<b>2</b>	<b>38</b>	<b>340</b>	<b>378</b>	<b>0.99</b>	<b>34</b>	<b>7</b>	<b>916.0</b>	<b>2.39</b>





# 5 - AUBREY EZELL

5-8 | Fr. | S | Exercise Science Major | Granbury, Texas (Granbury)

## SEASON NOTES

- Recorded a double-double in Gamecock debut vs. Southeastern Louisiana (8/28), finishing with 30 assists, 13 digs and three service aces
- Distributed 47 assists, collected 15 digs and had a season-high three blocks in win over rival Clemson (9/4)
- Finished with 48 assists, 13 digs and matched season highs in kills (4) and blocks (3) vs. Winthrop (9/5)
- Produced third-straight double-double with 48 assists and a season-high 16 digs vs. Furman (9/5)
- Went for four straight double-doubles with 28 and 10 against Pittsburgh, adding three kills and an ace (9/11)
- Passed out a new season-best with 49 assists against Western Michigan
- Went for a pair of double-doubles during the Carolina Classic, with 48 assists and 16 digs against Charleston Southern and 37 assists and 12 digs against Wofford (9/19)
- Recorded a season-best five kills in seven attacks against Charleston Southern (9/19)
- Went for her third straight double-double against Coastal Carolina, with 38 assists and 10 digs (9/22)
- Had a career day at Ole Miss, with 50 assists and five service aces (10/2)
- Went for her 11th double-double of the season at Mississippi State, with 49 assists, 13 digs and four more aces
- Earned SEC Setter of the Week for her efforts in Mississippi

### Season Highs

#### Kills

5, Charleston Southern (9/19)

#### Attempts

9, Winthrop (9/5)

#### Hit. % (Min. 12 Att.)

N/A

#### Assists

50, Ole Miss (10/2)

#### Service Aces

5, Ole Miss (10/2)

#### Digs

16, Furman (9/5)  
Charleston Southern (9/19)

#### Blocks Solo

1, 3x, last East Carolina (9/18)

#### Block Assists

4, Miss. State (10/4)

#### Total Blocks

4, Miss. State (10/4)

## Match-By-Match Statistics

DATE	OPP	SP	KILL	ERR	ATT	PCT	AST	SA	SE	RE	DIG	BS	BA	BE	TB	BHE	P
8/28	Southeastern La.	3	1	0	2	.500	30	3	3	0	13	0	1	0	1.0	0	4.5
8/29	NC Central	3	2	1	4	.250	33	0	4	0	11	0	1	1	1.0	1	2.5
8/29	NC State	3	4	0	6	.667	23	1	3	0	7	0	1	0	1.0	1	5.5
9/4	vs. Clemson	4	3	1	8	.250	47	1	3	0	15	0	3	1	3.0	0	5.5
9/5	vs. Winthrop	5	4	2	9	.222	48	0	4	0	13	1	2	0	3.0	0	6.0
9/5	at Furman	4	1	0	3	.333	45	0	3	0	16	0	1	1	1.0	0	1.5
9/11	vs. Pittsburgh	4	3	0	6	.500	28	1	2	0	10	0	1	1	1.0	0	4.5
9/11	at Michigan	3	1	1	4	.000	29	0	3	0	7	0	1	0	1.0	1	1.5
9/12	vs. Western Michigan	4	1	1	4	.000	49	0	1	0	9	1	0	0	1.0	0	2.0
9/18	East Carolina	3	1	0	2	.500	35	1	2	0	7	1	1	0	2.0	0	3.5
9/19	Charleston Southern	4	5	1	7	.571	48	0	0	0	16	0	2	0	2.0	0	6.0
9/19	Wofford	3	0	1	3	-.333	37	3	3	0	12	0	0	0	0.0	1	3.0
9/22	Coastal Carolina	4	0	2	3	-.667	38	0	3	0	10	0	2	0	2.0	0	1.0
9/25	Kentucky	3	1	1	4	.000	19	2	3	0	9	0	0	0	0.0	0	3.0
9/27	at LSU	3	1	1	3	.000	17	0	3	0	11	0	0	0	0.0	1	1.0
10/2	at Ole Miss	4	1	2	5	-.200	50	5	1	0	7	0	2	0	2.0	0	7.0
10/4	at Mississippi State	5	1	0	5	.200	49	4	4	0	13	0	4	1	4.0	0	7.0
10/9	Auburn																
10/11	Texas A&M																
10/14	at Georgia																
10/18	at Tennessee																
10/25	Arkansas																
10/30	Florida																
11/1	Ole Miss																
11/6	at Auburn																
11/8	at Alabama																
11/11	Tennessee																
11/20	Mississippi State																
11/22	Alabama																
11/25	at Arkansas																
11/27	at Missouri																

## CAREER STATISTICS

YEAR	SP	MP	KILL	K/S	ERR	ATT	PCT	AST	A/S	SA	SA/S	SE	DIG	D/S	RE	BS	BA	TB	B/S	BE	BHE	P	P/S
2015	62	17	30	0.48	14	78	.205	625	10.08	21	0.34	45	186	3.00	0	3	22	25	0.40	5	5	65.0	1.05



# 6 - SARAH BLOMGREN

5-11 | Sr. | RS/OH | Exercise Science Major | Canyon Country, Calif. (Saugus)

## SEASON NOTES

- Produced six kills and two blocks in season opener vs. Southeastern Louisiana (8/28)
- Finished with 11 kills while hitting a season-best .348 in win over rival Clemson (9/4)
- Had eight kills and a career-high six blocks vs. Winthrop (9/5)
- Tallied a season-high 14 kills and five blocks vs. Furman (9/5)
- Matched her career high in digs against Michigan, popping up nine. Also recorded her first solo block of the season (9/11).
- Earned tournament MVP honors at the Carolina Classic after totaling 41 kills in three matches
- Hit a career-high .609 against East Carolina and finished with 15 kills in the three-set match (9/18)
- Went for her fifth-straight match with double-digit kills, finishing with 12 against Coastal Carolina (9/22)
- Hit .545 with a career-high 20 kills at Mississippi State. That percentage is third-highest in program history for a five-set match.

### Season Highs

#### Kills

20, Miss. State (10/4)

#### Attempts

34, Charleston

Southern

(9/19)

#### Hit. % (Min. 12 Att.)

.609, East Carolina

(9/18)

#### Assists

1, 3x, last

at Miss. State (10/4)

#### Service Aces

N/A

#### Digs

9, Michigan (9/11)

#### Blocks Solo

1, Michigan (9/11)

#### Block Assists

6, Winthrop (9/5)

#### Total Blocks

6, Winthrop (9/5)

### Career Highs

#### Kills

20, Miss. State (10/4)

#### Attempts

34, Charleston

Southern

(9/19)

#### Hit. % (Min. 12 Att.)

.609, East Carolina

(9/18/15)

#### Assists

5, LSU (10/31/14)

#### Service Aces

1, Georgia (11/10/13))

#### Digs

9, twice, Georgia

(11/23/14)

Michigan (9/11/15)

#### Blocks Solo

1, 8x, last vs.

Michigan (9/11/15)

#### Block Assists

6, Winthrop (9/5/15)

#### Total Blocks

6, Winthrop (9/5/15)

## Match-By-Match Statistics

DATE	OPP	SP	KILL	ERR	ATT	PCT	AST	SA	SE	RE	DIG	BS	BA	BE	TB	BHE	P
8/28	Southeastern La.	3	6	2	17	.235	1	0	0	0	1	0	2	0	2.0	0	7.0
8/29	NC Central	1	3	0	3	1.000	0	0	0	0	1	0	0	0	0.0	0	3.0
8/29	NC State	3	5	4	21	.048	0	0	0	0	2	0	2	0	2.0	0	6.0
9/4	vs. Clemson	4	11	3	23	.348	0	0	2	0	1	0	3	0	3.0	0	12.5
9/5	vs. Winthrop	5	8	11	28	-.107	0	0	0	0	2	0	6	0	6.0	0	11.0
9/5	at Furman	4	14	9	33	.152	0	0	0	0	2	0	5	0	5.0	0	16.5
9/11	vs. Pittsburgh	4	13	4	28	.321	0	1	1	0	4	0	0	1	0.0	0	14.0
9/11	at Michigan	3	5	5	18	.000	0	2	3	1	9	1	0	0	1.0	0	8.0
9/12	vs. Western Michigan	4	10	5	25	.200	1	0	1	0	3	0	2	3	2.0	0	11.0
9/18	East Carolina	3	15	1	23	.609	0	0	3	0	1	0	0	0	0.0	0	15.0
9/19	Charleston Southern	4	16	4	34	.353	0	0	2	0	3	0	3	1	3.0	0	17.5
9/19	Wofford	3	10	0	19	.526	0	0	0	0	2	0	0	0	0.0	0	10.0
9/22	Coastal Carolina	4	12	6	29	.207	0	0	0	0	6	0	0	2	0.0	0	12.0
9/25	Kentucky	3	7	1	18	.333	0	0	0	1	0	0	3	0	3.0	0	8.5
9/27	at LSU	3	8	6	29	.069	0	1	1	1	7	0	2	0	2.0	0	10.0
10/2	at Ole Miss	4	7	5	24	.083	0	0	1	0	3	1	0	0	1.0	0	8.0
10/4	at Mississippi State	5	20	2	33	.545	1	0	0	1	6	0	2	2	2.0	0	21.0
10/9	Auburn																
10/11	Texas A&M																
10/14	at Georgia																
10/18	at Tennessee																
10/25	Arkansas																
10/30	Florida																
11/1	Ole Miss																
11/6	at Auburn																
11/8	at Alabama																
11/11	Tennessee																
11/20	Mississippi State																
11/22	Alabama																
11/25	at Arkansas																
11/27	at Missouri																

## CAREER STATISTICS

YEAR	SP	MP	KILL	K/S	ERR	ATT	PCT	AST	A/S	SA	SA/S	SE	DIG	D/S	RE	BS	BA	TB	B/S	BE	BHE	P	P/S
2012	24	11	19	0.79	18	68	.015	0	0.00	0	0.00	0	2	0.08	0	1	7	8	0.33	4	0	23.5	0.96
2013	102	30	214	2.10	117	542	.179	7	0.07	1	0.01	2	36	0.35	1	5	60	65	0.64	11	0	250.0	2.45
2014	105	30	207	1.97	94	520	.217	13	0.12	3	0.03	12	72	0.69	4	3	42	45	0.43	13	3	234.0	2.23
2015	60	17	170	2.83	68	405	.252	3	0.05	4	0.07	14	53	0.88	4	2	30	32	0.53	9	0	191.0	3.18
<b>TOTAL</b>	<b>291</b>	<b>88</b>	<b>610</b>	<b>2.10</b>	<b>297</b>	<b>1535</b>	<b>.204</b>	<b>23</b>	<b>0.08</b>	<b>8</b>	<b>0.03</b>	<b>28</b>	<b>163</b>	<b>0.56</b>	<b>9</b>	<b>11</b>	<b>139</b>	<b>150</b>	<b>0.52</b>	<b>37</b>	<b>3</b>	<b>698.5</b>	<b>2.40</b>



# 7 - JACQY ANGERMILLER

6-2 | Jr. | MB/RS | Fashion Marketing Major | Dallas, Texas (LD Bell)

## SEASON NOTES

- Contributed three kills and a pair of blocks in opener vs. Southeastern Louisiana (8/28)
- Tallied six kills while hitting .667, six blocks and matched career-high with two digs vs. Clemson (9/4)
- Recorded season highs in kills (7) and blocks (7) vs. Winthrop (9/5)
- Set a new career high with 29 attacks against Western Michigan (9/12)
- Had eight kills and a .263 hitting percentage against Coastal Carolina (9/22)
- Led the team with 10 kills on just 20 swings against Kentucky (9/25)

### Season Highs

**Kills**  
10, Kentucky (9/25)

**Attempts**  
29, W. Michigan (9/12)

**Hit. % (Min. 12 Att.)**  
.500, Kentucky (9/25)

### Assists

1, NC State (8/29)

### Service Aces

2, NC Central (8/29)

### Digs

2, Clemson (9/4)

### Blocks Solo

2, Winthrop (9/5)

### Block Assists

5, 2x, last vs. Winthrop (9/5)

### Total Blocks

7, Winthrop (9/5)

### Career Highs

**Kills**  
12, Western Carolina (9/20/13)

### Attempts

29, Western Michigan (9/12/15)

### Hit. % (Min. 12 Att.)

.583, Liberty (9/13/13)

### Assists

3, Ole Miss (10/20/13)

### Service Aces

2, NC Central (8/29/15)

### Digs

2, 2x, last vs. Clemson (9/4/15)

### Blocks Solo

2, 4x, last vs. Winthrop (9/5/15)

### Block Assists

11, Eastern Kentucky (9/19/14)

### Total Blocks

11, Eastern Kentucky (9/19/14)

## Match-By-Match Statistics

DATE	OPP	SP	KILL	ERR	ATT	PCT	AST	SA	SE	RE	DIG	BS	BA	BE	TB	BHE	P
8/28	Southeastern La.	3	3	1	6	.333	0	0	0	0	1	0	2	0	2.0	0	4.0
8/29	NC Central	2	1	0	2	.500	0	2	0	0	0	0	2	0	2.0	0	4.0
8/29	NC State	3	4	2	12	.167	1	0	0	0	0	0	3	0	3.0	0	5.5
9/4	vs. Clemson	4	6	0	9	.667	0	0	1	0	2	1	5	0	6.0	0	9.5
9/5	vs. Winthrop	5	7	3	16	.250	0	0	0	0	0	2	5	0	7.0	0	11.5
9/5	at Furman	3	4	0	7	.571	0	0	0	0	0	0	3	0	3.0	0	5.5
9/11	vs. Pittsburgh	4	0	1	7	-.143	0	0	0	0	1	0	1	0	1.0	0	0.5
9/11	at Michigan	3	6	0	16	.375	0	0	0	0	1	0	0	1	0.0	0	6.0
9/12	vs. Western Michigan	4	5	8	29	-.103	0	0	0	0	0	0	1	0	1.0	0	5.5
9/18	East Carolina	3	3	2	13	.077	0	0	0	0	0	0	2	0	2.0	0	4.0
9/19	Charleston Southern	2	1	1	5	.000	0	0	0	0	0	0	4	0	4.0	0	3.0
9/19	Wofford	--	--	--	--	--	--	--	--	--	--	--	--	--	--	--	--
9/22	Coastal Carolina	4	8	3	19	.263	0	0	0	0	0	0	3	1	3.0	0	9.5
9/25	Kentucky	3	10	0	20	.500	0	0	0	0	0	1	3	0	4.0	0	12.5
9/27	at LSU	3	3	2	11	.091	0	0	0	0	1	0	1	1	1.0	0	3.5
10/2	at Ole Miss	4	9	4	17	.294	0	0	0	0	0	1	1	0	2.0	0	10.5
10/4	at Mississippi State	5	6	5	20	.050	0	0	0	0	1	0	0	0	0.0	0	6.0
10/9	Auburn																
10/11	Texas A&M																
10/14	at Georgia																
10/18	at Tennessee																
10/25	Arkansas																
10/30	Florida																
11/1	Ole Miss																
11/6	at Auburn																
11/8	at Alabama																
11/11	Tennessee																
11/20	Mississippi State																
11/22	Alabama																
11/25	at Arkansas																
11/27	at Missouri																

## CAREER STATISTICS

YEAR	SP	MP	KILL	K/S	ERR	ATT	PCT	AST	A/S	SA	SA/S	SE	DIG	D/S	RE	BS	BA	TB	B/S	BE	BHE	P	P/S
2013	77	24	121	1.57	50	334	.213	4	0.05	0	0.00	0	13	0.17	1	8	75	83	1.08	8	2	166.5	2.16
2014	76	22	97	1.28	43	254	.213	1	0.01	0	0.00	1	9	0.12	1	6	61	67	0.88	5	2	133.5	1.75
2015	55	16	76	1.38	32	209	.211	1	0.02	2	0.04	1	7	0.13	0	5	36	41	0.75	3	0	101.0	1.84
<b>TOTAL</b>	<b>208</b>	<b>62</b>	<b>294</b>	<b>1.41</b>	<b>125</b>	<b>797</b>	<b>.212</b>	<b>6</b>	<b>0.03</b>	<b>2</b>	<b>0.01</b>	<b>2</b>	<b>29</b>	<b>0.14</b>	<b>2</b>	<b>19</b>	<b>172</b>	<b>191</b>	<b>0.92</b>	<b>16</b>	<b>3</b>	<b>401.0</b>	<b>1.93</b>



# 9 - MEGAN KIRKLAND

5-7 | Jr. | DS/Libero | Exercise Science Major | Lugoff, S.C. (Lugoff-Elgin)

## SEASON NOTES

- Tallied six digs and two service aces in first action of the season vs. Southeastern Louisiana (8/28)
- Named to Furman's Carolina Classic All-Tournament Team after averaging 3.92 digs per set in three matches (9/4-5)
- Recorded a career-high 23 digs and two service aces vs. Winthrop (9/5)
- Collected 16 digs and matched career high with four assists vs. Furman (9/5)
- Posted her fourth-straight game with double-digit digs against Pittsburgh, with 12 (9/11)
- Had a pair of aces at Ole Miss, her fourth multi-ace match of the season
- Earned the start at Mississippi State and had ten digs

### Season Highs

#### Kills

N/A

#### Attempts

1, 2x, last vs. Furman (9/5)

#### Hit. % (Min. 12 Att.)

N/A

#### Assists

4, Furman (9/5)

#### Service Aces

2, 4x, last at Ole Miss (10/2)

#### Digs

23, Winthrop (9/5)

#### Blocks Solo

N/A

#### Block Assists

N/A

#### Total Blocks

N/A

### Career Highs

#### Kills

1, 4x, last vs. Auburn (10/5/14)

#### Attempts

1, 11x, last vs. Furman (9/5/15)

#### Hit. % (Min. 12 Att.)

N/A

#### Assists

4, 2x, last vs. Furman (9/5/15)

#### Service Aces

3, 2x, last vs. Arkansas (11/14/14)

#### Digs

23, Winthrop (9/5/15)

#### Blocks Solo

N/A

#### Block Assists

N/A

#### Total Blocks

N/A

## Match-By-Match Statistics

DATE	OPP	SP	KILL	ERR	ATT	PCT	AST	SA	SE	RE	DIG	BS	BA	BE	TB	BHE	P
8/28	Southeastern La.	3	0	0	0	.000	0	2	0	0	6	0	0	0	0.0	0	2.0
8/29	NC Central	3	0	0	0	.000	0	1	0	0	8	0	0	0	0.0	0	1.0
8/29	NC State	3	0	0	0	.000	1	0	2	1	3	0	0	0	0.0	0	0.0
9/4	vs. Clemson	4	0	0	0	.000	1	2	0	1	12	0	0	0	0.0	0	2.0
9/5	vs. Winthrop	5	0	0	1	.000	2	2	1	0	23	0	0	0	0.0	0	2.0
9/5	at Furman	4	0	0	1	.000	4	1	0	1	16	0	0	0	0.0	0	1.0
9/11	vs. Pittsburgh	4	0	0	0	.000	4	0	0	0	12	0	0	0	0.0	0	0.0
9/11	at Michigan	3	0	0	0	.000	2	0	1	0	2	0	0	0	0.0	0	0.0
9/12	vs. Western Michigan	4	0	0	0	.000	1	1	0	1	6	0	0	0	0.0	0	1.0
9/18	East Carolina	2	0	0	0	.000	1	0	0	0	5	0	0	0	0.0	0	0.0
9/19	Charleston Southern	3	0	0	0	.000	1	0	0	0	7	0	0	0	0.0	0	0.0
9/19	Wofford	3	0	0	1	.000	0	0	1	0	3	0	0	0	0.0	0	0.0
9/22	Coastal Carolina	4	0	0	1	.000	1	0	0	1	6	0	0	0	0.0	0	0.0
9/25	Kentucky	2	0	0	0	.000	1	0	0	0	5	0	0	0	0.0	0	0.0
9/27	at LSU	1	0	0	0	.000	2	0	0	0	0	0	0	0	0.0	0	0.0
10/2	at Ole Miss	4	0	0	0	.000	0	2	1	1	5	0	0	0	0.0	0	2.0
10/4	at Mississippi State	5	0	0	0	.000	0	0	1	0	10	0	0	0	0.0	0	0.0
10/9	Auburn																
10/11	Texas A&M																
10/14	at Georgia																
10/18	at Tennessee																
10/25	Arkansas																
10/30	Florida																
11/1	Ole Miss																
11/6	at Auburn																
11/8	at Alabama																
11/11	Tennessee																
11/20	Mississippi State																
11/22	Alabama																
11/25	at Arkansas																
11/27	at Missouri																

## CAREER STATISTICS

YEAR	SP	MP	KILL	K/S	ERR	ATT	PCT	AST	A/S	SA	SA/S	SE	DIG	D/S	RE	BS	BA	TB	B/S	BE	BHE	P	P/S
2013	36	17	2	0.06	0	3	.667	7	0.19	3	0.08	8	39	1.08	7	0	0	0	0.00	0	0	5.0	0.14
2014	105	28	2	0.02	0	8	.250	22	0.21	15	0.14	20	202	1.92	18	0	0	0	0.00	0	1	17.0	0.16
2015	57	17	0	0.00	0	4	.000	21	0.37	11	0.19	7	129	2.26	6	0	0	0	0.00	0	0	11.0	0.19
<b>TOTAL</b>	<b>198</b>	<b>62</b>	<b>4</b>	<b>0.02</b>	<b>0</b>	<b>15</b>	<b>.267</b>	<b>50</b>	<b>0.25</b>	<b>29</b>	<b>0.15</b>	<b>35</b>	<b>370</b>	<b>1.87</b>	<b>31</b>	<b>0</b>	<b>0</b>	<b>0</b>	<b>0.00</b>	<b>0</b>	<b>1</b>	<b>33.0</b>	<b>0.17</b>





# 10 - EMMA LOCK

5-9 | Fr. | DS/Libero | Lee's Summit, Mo. (Lee's Summit)

### SEASON NOTES

- Made Gamecock debut vs. rival Clemson (9/4) and recorded nine digs and four assists
- Saw extended playing time against Western Michigan and responded with a career day, totaling 19 digs to go with a pair of assists (9/12)
- Had eight digs against Charleston Southern and Wofford (9/19)
- Earned her second career start, against Coastal Carolina, and finished with four assists and seven digs out of the back row.
- Went for double-digit digs at LSU, putting up 11 over three sets

### Season Highs

#### Kills

N/A

#### Attempts

5, LSU (9/27)

#### Hit. % (Min. 12 Att.)

N/A

#### Assists

4, 2x, last vs. Coastal Carolina (9/22)

#### Service Aces

1, 2x, last vs. Coastal Carolina (9/22)

#### Digs

19, W. Michigan (9/12)

#### Blocks Solo

N/A

#### Block Assists

N/A

#### Total Blocks

N/A

### Match-By-Match Statistics

DATE	OPP	SP	KILL	ERR	ATT	PCT	AST	SA	SE	RE	DIG	BS	BA	BE	TB	BHE	P
8/28	Southeastern La.	--	--	--	--	--	--	--DNP	--	--	--	--	--	--	--	--	--
8/29	NC Central	--	--	--	--	--	--	--DNP	--	--	--	--	--	--	--	--	--
8/29	NC State	--	--	--	--	--	--	--DNP	--	--	--	--	--	--	--	--	--
9/4	vs. Clemson	3	0	0	1	.000	4	0	0	0	9	0	0	0	0.0	0	0.0
9/5	vs. Winthrop	3	0	0	1	.000	1	1	1	2	2	0	0	0	0.0	0	1.0
9/5	at Furman	3	0	1	2	-.500	0	0	0	0	6	0	0	0	0.0	0	0.0
9/11	vs. Pittsburgh	3	0	0	0	.000	3	0	0	0	4	0	0	0	0.0	1	0.0
9/11	at Michigan	3	0	0	0	.000	1	0	1	0	8	0	0	0	0.0	0	0.0
9/12	vs. Western Michigan	4	0	0	0	.000	2	0	2	0	19	0	0	0	0.0	0	0.0
9/18	East Carolina	3	0	1	1	-1.000	0	1	0	0	2	0	0	0	0.0	0	1.0
9/19	Charleston Southern	4	0	0	0	.000	1	1	1	0	8	0	0	0	0.0	0	1.0
9/19	Wofford	3	0	0	0	.000	2	1	1	0	5	0	0	0	0.0	0	1.0
9/22	Coastal Carolina	4	0	0	1	.000	4	1	2	2	7	0	0	0	0.0	0	1.0
9/25	Kentucky	3	0	0	0	.000	0	0	1	0	4	0	0	0	0.0	0	0.0
9/27	at LSU	3	1	0	5	.200	0	0	0	0	11	0	0	0	0.0	0	1.0
10/2	at Ole Miss	3	0	0	0	.000	0	0	0	2	3	0	0	0	0.0	0	0.0
10/4	at Mississippi State	4	0	0	1	.000	0	0	1	0	6	0	0	0	0.0	0	0.0
10/9	Auburn																
10/11	Texas A&M																
10/14	at Georgia																
10/18	at Tennessee																
10/25	Arkansas																
10/30	Florida																
11/1	Ole Miss																
11/6	at Auburn																
11/8	at Alabama																
11/11	Tennessee																
11/20	Mississippi State																
11/22	Alabama																
11/25	at Arkansas																
11/27	at Missouri																

### CAREER STATISTICS

YEAR	SP	MP	KILL	K/S	ERR	ATT	PCT	AST	A/S	SA	SA/S	SE	DIG	D/S	RE	BS	BA	TB	B/S	BE	BHE	P	P/S
2015	46	14	1	0.02	2	12	-.083	18	0.39	5	0.11	10	94	2.04	6	0	0	0	0.00	0	1	6.0	0.13



# 11 - KOKO ATOA-WILLIAMS

5-10 | Jr. | OH | Exercise Science Major | Reno, Nev. (Bishop Manogue)

## SEASON NOTES

- Recorded seven kills and three digs in opener vs. Southeastern Louisiana (8/28)
- Tallied season-high 12 kills while hitting .303, five digs and a season-high three blocks vs. Winthrop (9/5)
- Finished with a double-double vs. Furman (9/5), recording 10 kills and 10 digs
- Popped up a season-high 15 digs and three assists against Charleston Southern (9/19)
- Earned the start against Wofford and responded with 12 kills on 26 swings (9/19)
- Recorded her second double-double of the season at Mississippi State, with 10 kills and 15 digs (10/4)

### Season Highs

**Kills**  
12, Winthrop (9/5)  
Wofford (9/19)

### Attempts

39, Furman (9/5)

### Hit. % (Min. 12 Att.)

.385, Wofford (9/19)

### Assists

3, Charleston Southern (9/19)

### Service Aces

2, 2x, last vs. Coastal Carolina (9/22)

### Digs

15, twice  
Charleston Southern (9/19)

Miss. State (10/4)

### Blocks Solo

2, Furman (9/5)

### Block Assists

2, twice,  
Winthrop (9/5)  
Kentucky (9/25)

### Total Blocks

3, Winthrop (9/5)

### Career Highs

**Kills**  
18, 4x, last vs. Auburn (11/16/14)

### Attempts

54, Furman (9/6/14)

### Hit. % (Min. 12 Att.)

.515, Missouri (10/26/14)

### Assists

3, Alabama (10/12/14)

### Service Aces

2, 2x, last vs. Coastal Carolina (9/22)

### Digs

27, Tennessee (11/19/14)

### Blocks Solo

2, 2x, last vs. Furman (9/5/15)

### Block Assists

4, 3x, last vs. Alabama (11/9/14)

### Total Blocks

4, 3x, last vs. Alabama (11/9/14)

## Match-By-Match Statistics

DATE	OPP	SP	KILL	ERR	ATT	PCT	AST	SA	SE	RE	DIG	BS	BA	BE	TB	BHE	P
8/28	Southeastern La.	3	7	2	21	.238	0	0	0	1	3	0	0	0	0.0	0	7.0
8/29	NC Central	1	1	0	2	.500	0	0	0	0	2	0	0	0	0.0	0	1.0
8/29	NC State	3	1	1	13	.000	0	1	0	3	1	0	0	1	0.0	0	2.0
9/4	vs. Clemson	3	5	2	18	.167	0	1	1	0	6	0	0	0	0.0	0	6.0
9/5	vs. Winthrop	5	12	2	33	.303	2	0	2	0	5	1	2	0	3.0	0	14.0
9/5	at Furman	4	10	7	39	.077	2	0	0	2	10	2	0	1	2.0	0	12.0
9/11	vs. Pittsburgh	4	7	5	27	.074	2	0	0	0	5	0	1	1	1.0	1	7.5
9/11	at Michigan	2	0	0	0	.000	1	0	0	0	2	0	0	0	0.0	0	0.0
9/12	vs. Western Michigan	4	0	1	4	-.250	1	0	2	1	8	0	0	0	0.0	0	0.0
9/18	East Carolina	3	2	1	4	.250	0	2	0	0	6	0	0	0	0.0	0	4.0
9/19	Charleston Southern	4	4	3	29	.034	3	1	1	1	15	1	1	0	2.0	0	6.5
9/19	Wofford	3	12	2	26	.385	1	0	0	0	4	0	1	1	1.0	0	12.5
9/22	Coastal Carolina	3	2	9	20	-.350	0	2	2	0	4	0	1	0	1.0	0	4.5
9/25	Kentucky	3	2	5	9	-.333	0	0	0	1	1	0	2	0	2.0	0	3.0
9/27	at LSU	2	3	3	11	.000	0	0	0	1	7	0	0	0	0.0	0	3.0
10/2	at Ole Miss	2	3	1	9	.222	0	0	0	1	3	1	1	0	2.0	0	4.5
10/4	at Mississippi State	5	10	3	35	.200	1	1	1	2	15	0	0	0	0.0	0	11.0
10/9	Auburn																
10/11	Texas A&M																
10/14	at Georgia																
10/18	at Tennessee																
10/25	Arkansas																
10/30	Florida																
11/1	Ole Miss																
11/6	at Auburn																
11/8	at Alabama																
11/11	Tennessee																
11/20	Mississippi State																
11/22	Alabama																
11/25	at Arkansas																
11/27	at Missouri																

## CAREER STATISTICS

YEAR	SP	MP	KILL	K/S	ERR	ATT	PCT	AST	A/S	SA	SA/S	SE	DIG	D/S	RE	BS	BA	TB	B/S	BE	BHE	P	P/S
2013	56	21	80	1.43	54	286	.091	3	0.05	0	0.00	0	21	0.38	4	0	15	15	0.27	3	2	87.5	1.55
2014	121	31	304	2.51	137	991	.169	14	0.12	9	0.07	14	283	2.34	28	6	42	48	0.40	5	2	340.0	2.81
2015	54	17	81	1.50	47	300	.113	13	0.24	8	0.15	9	97	1.80	13	5	9	14	0.26	4	1	98.5	1.81
<b>TOTAL</b>	<b>231</b>	<b>69</b>	<b>465</b>	<b>2.01</b>	<b>238</b>	<b>1577</b>	<b>.144</b>	<b>30</b>	<b>0.13</b>	<b>17</b>	<b>0.07</b>	<b>23</b>	<b>401</b>	<b>1.74</b>	<b>45</b>	<b>11</b>	<b>66</b>	<b>77</b>	<b>0.33</b>	<b>12</b>	<b>5</b>	<b>526.0</b>	<b>2.28</b>



# 12 - COURTNEY FURLONG

6-3 | Fr. | OH | Education Major | Oviedo, Fla. (Oviedo)

## SEASON NOTES

- Made Gamecock debut vs. Southeastern Louisiana (8/28) and played in two sets
- Recorded a season-high five kills vs. NC Central (8/29)
- Tallied first career block and had one kill vs. rival Clemson (9/4)
- Blossomed in the team's weekend at the Michigan Challenge, earning two starts and setting career highs across the board
- Went for eight kills, seven digs and four block assists against Pittsburgh (9/11)
- Finished with 31 kills for the weekend, including 13 against Western Michigan (9/12)
- Hit .500 with nine kills over two sets at Ole Miss (10/2)

### Season Highs

**Kills**  
13, W. Michigan (9/12)

**Attempts**  
40, W. Michigan (9/12)

**Hit. % (Min. 12 Att.)**  
.500, Ole Miss (10/2)

**Assists**  
2, NC Central (8/29)

**Service Aces**  
1, Pittsburgh (9/11)

**Digs**  
7, Pittsburgh (9/11)

**Blocks Solo**  
1, Winthrop (9/5)  
Ole Miss (10/2)

**Block Assists**  
4, Pittsburgh (9/11)

**Total Blocks**  
4, Pittsburgh (9/11)

## Match-By-Match Statistics

DATE	OPP	SP	KILL	ERR	ATT	PCT	AST	SA	SE	RE	DIG	BS	BA	BE	TB	BHE	P
8/28	Southeastern La.	2	0	0	1	.000	0	0	0	0	1	0	0	0	0.0	0	0.0
8/29	NC Central	3	5	6	18	-.056	2	0	0	0	0	0	0	0	0.0	0	5.0
8/29	NC State	3	4	3	11	.091	0	0	0	0	0	0	0	0	0.0	0	4.0
9/4	vs. Clemson	2	1	1	6	.000	0	0	0	0	0	0	1	0	1.0	0	1.5
9/5	vs. Winthrop	2	0	0	3	.000	0	0	0	0	0	1	0	0	1.0	0	1.0
9/5	at Furman	3	0	0	6	.000	0	0	0	0	0	0	0	0	0.0	0	0.0
9/11	vs. Pittsburgh	4	8	5	27	.111	0	1	0	0	7	0	4	0	4.0	0	11.0
9/11	at Michigan	3	10	4	28	.214	1	0	0	0	3	0	2	0	2.0	0	11.0
9/12	vs. Western Michigan	4	13	6	40	.175	0	0	0	0	1	0	2	2	2.0	0	14.0
9/18	East Carolina	3	6	1	14	.357	0	0	0	0	1	0	2	0	2.0	0	7.0
9/19	Charleston Southern	2	2	4	11	-.182	0	0	0	0	1	0	3	0	3.0	0	3.5
9/19	Wofford	2	0	0	1	.000	0	0	0	0	0	0	0	0	0.0	0	0.0
9/22	Coastal Carolina	3	4	0	10	.400	0	0	0	1	1	0	3	0	3.0	0	5.5
9/25	Kentucky	3	2	3	12	-.083	0	1	0	1	2	0	1	0	1.0	0	3.5
9/27	at LSU	3	1	3	8	-.250	0	0	0	0	2	0	0	0	0.0	0	1.0
10/2	at Ole Miss	2	9	0	18	.500	0	0	0	0	1	1	1	0	2.0	0	10.5
10/4	at Mississippi State	3	5	1	15	.267	0	0	0	0	0	0	0	0	0.0	0	5.0
10/9	Auburn																
10/11	Texas A&M																
10/14	at Georgia																
10/18	at Tennessee																
10/25	Arkansas																
10/30	Florida																
11/1	Ole Miss																
11/6	at Auburn																
11/8	at Alabama																
11/11	Tennessee																
11/20	Mississippi State																
11/22	Alabama																
11/25	at Arkansas																
11/27	at Missouri																

## CAREER STATISTICS

YEAR	SP	MP	KILL	K/S	ERR	ATT	PCT	AST	A/S	SA	SA/S	SE	DIG	D/S	RE	BS	BA	TB	B/S	BE	BHE	P	P/S
2015	47	17	70	1.49	37	229	.144	3	0.06	2	0.04	0	20	0.43	2	2	19	21	0.45	2	0	83.5	1.77



# 14 - KATLYN MCDANIEL

6-0 | Jr. | MB | Psychology Major | Columbia, S.C. (Spring Valley)

### SEASON NOTES

- Saw first action of the season against Furman (9/5) and recorded three kills
- Played a set against Michigan (9/11)
- Saw time against East Carolina and Wofford during the Carolina Classic

### Season Highs

- Kills**  
3, Furman (9/5)
- Attempts**  
5, Furman (9/5)
- Hit. % (Min. 12 Att.)**  
N/A
- Assists**  
N/A
- Service Aces**  
N/A
- Digs**  
1, Furman (9/5)
- Blocks Solo**  
N/A
- Block Assists**  
N/A
- Total Blocks**  
N/A

### Career Highs

- Kills**  
9, Missouri (10/26/14)
- Attempts**  
16, Kentucky (9/28/14)
- Hit. % (Min. 12 Att.)**  
.643, Missouri (10/26/14)
- Assists**  
N/A
- Service Aces**  
1, Clemson (9/6/13)
- Digs**  
3, LSU (10/31/14)
- Blocks Solo**  
1, 4x, last vs. Auburn (11/16/14)
- Block Assists**  
6, LSU (10/31/14)
- Total Blocks**  
6, LSU (10/31/14)

### Match-By-Match Statistics

DATE	OPP	SP	KILL	ERR	ATT	PCT	AST	SA	SE	RE	DIG	BS	BA	BE	TB	BHE	P
8/28	Southeastern La.	--	--	--	--	--	--	--DNP	--	--	--	--	--	--	--	--	--
8/29	NC Central	--	--	--	--	--	--	--DNP	--	--	--	--	--	--	--	--	--
8/29	NC State	--	--	--	--	--	--	--DNP	--	--	--	--	--	--	--	--	--
9/4	vs. Clemson	--	--	--	--	--	--	--DNP	--	--	--	--	--	--	--	--	--
9/5	vs. Winthrop	--	--	--	--	--	--	--DNP	--	--	--	--	--	--	--	--	--
9/5	at Furman	3	3	0	5	.600	0	0	0	0	1	0	0	0	0.0	0	3.0
9/11	vs. Pittsburgh	--	--	--	--	--	--	--DNP	--	--	--	--	--	--	--	--	--
9/11	at Michigan	1	0	1	2	-.500	0	0	0	0	0	0	0	0	0.0	0	0.0
9/12	vs. Western Michigan	--	--	--	--	--	--	--DNP	--	--	--	--	--	--	--	--	--
9/18	East Carolina	1	0	1	1	-1.000	0	0	0	0	0	0	0	0	0.0	0	0.0
9/19	Charleston Southern	--	--	--	--	--	--	--DNP	--	--	--	--	--	--	--	--	--
9/19	Wofford	1	0	0	0	.000	0	0	0	0	0	0	0	0	0.0	0	0.0
9/22	Coastal Carolina	--	--	--	--	--	--	--DNP	--	--	--	--	--	--	--	--	--
9/25	Kentucky	--	--	--	--	--	--	--DNP	--	--	--	--	--	--	--	--	--
9/27	at LSU	--	--	--	--	--	--	--DNP	--	--	--	--	--	--	--	--	--
10/2	at Ole Miss	--	--	--	--	--	--	--DNP	--	--	--	--	--	--	--	--	--
10/4	at Mississippi State	--	--	--	--	--	--	--DNP	--	--	--	--	--	--	--	--	--
10/9	Auburn																
10/11	Texas A&M																
10/14	at Georgia																
10/18	at Tennessee																
10/25	Arkansas																
10/30	Florida																
11/1	Ole Miss																
11/6	at Auburn																
11/8	at Alabama																
11/11	Tennessee																
11/20	Mississippi State																
11/22	Alabama																
11/25	at Arkansas																
11/27	at Missouri																

### CAREER STATISTICS

YEAR	SP	MP	KILL	K/S	ERR	ATT	PCT	AST	A/S	SA	SA/S	SE	DIG	D/S	RE	BS	BA	TB	B/S	BE	BHE	P	P/S
2013	12	7	7	0.58	6	28	.036	0	0.00	1	0.08	0	2	0.17	0	0	5	5	0.42	1	0	10.5	0.83
2014	60	20	60	1.00	21	154	.253	0	0.00	0	0.00	1	12	0.20	0	4	36	40	0.67	4	0	82.0	1.37
2015	6	4	3	0.50	2	8	.125	0	0.00	0	0.00	0	1	0.17	0	0	0	0	0.00	0	0	3.0	0.50
<b>TOTAL</b>	<b>78</b>	<b>31</b>	<b>70</b>	<b>0.90</b>	<b>29</b>	<b>190</b>	<b>.216</b>	<b>0</b>	<b>0.00</b>	<b>1</b>	<b>0.01</b>	<b>1</b>	<b>15</b>	<b>0.19</b>	<b>0</b>	<b>4</b>	<b>41</b>	<b>45</b>	<b>0.58</b>	<b>5</b>	<b>0</b>	<b>95.5</b>	<b>1.22</b>





# 15 - JESSE TURNER

6-2 | Fr. | MB/RS | Chemistry Major | Austin, Texas (Westlake)

### SEASON NOTES

- Saw first action vs. NC Central (8/29) and recorded a block assist
- Played against Wofford and had two attacks (9/19)

### Season Highs

**Kills**

N/A

**Attempts**

2, NC Central (8/29)

**Hit. % (Min. 12 Att.)**

N/A

**Assists**

N/A

**Service Aces**

N/A

**Digs**

N/A

**Blocks Solo**

N/A

**Block Assists**

1, NC Central (8/29)

**Total Blocks**

1, NC Central (8/29)

### Match-By-Match Statistics

DATE	OPP	SP	KILL	ERR	ATT	PCT	AST	SA	SE	RE	DIG	BS	BA	BE	TB	BHE	P
8/28	Southeastern La.	--	--	--	--	--	--	--DNP	--	--	--	--	--	--	--	--	--
8/29	NC Central	1	0	0	2	.000	0	0	0	0	0	0	1	0	1.0	0	0.5
8/29	NC State	--	--	--	--	--	--	--DNP	--	--	--	--	--	--	--	--	--
9/4	vs. Clemson	--	--	--	--	--	--	--DNP	--	--	--	--	--	--	--	--	--
9/5	vs. Winthrop	--	--	--	--	--	--	--DNP	--	--	--	--	--	--	--	--	--
9/5	at Furman	--	--	--	--	--	--	--DNP	--	--	--	--	--	--	--	--	--
9/11	vs. Pittsburgh	--	--	--	--	--	--	--DNP	--	--	--	--	--	--	--	--	--
9/11	at Michigan	--	--	--	--	--	--	--DNP	--	--	--	--	--	--	--	--	--
9/12	vs. Western Michigan	--	--	--	--	--	--	--DNP	--	--	--	--	--	--	--	--	--
9/18	East Carolina	--	--	--	--	--	--	--DNP	--	--	--	--	--	--	--	--	--
9/19	Charleston Southern	--	--	--	--	--	--	--DNP	--	--	--	--	--	--	--	--	--
9/19	Wofford	1	0	1	2	-.500	0	0	0	0	0	0	0	0	0.0	0	0.0
9/22	Coastal Carolina	--	--	--	--	--	--	--DNP	--	--	--	--	--	--	--	--	--
9/25	Kentucky	--	--	--	--	--	--	--DNP	--	--	--	--	--	--	--	--	--
9/27	at LSU	--	--	--	--	--	--	--DNP	--	--	--	--	--	--	--	--	--
10/2	at Ole Miss	--	--	--	--	--	--	--DNP	--	--	--	--	--	--	--	--	--
10/4	at Mississippi State	--	--	--	--	--	--	--DNP	--	--	--	--	--	--	--	--	--
10/9	Auburn																
10/11	Texas A&M																
10/14	at Georgia																
10/18	at Tennessee																
10/25	Arkansas																
10/30	Florida																
11/1	Ole Miss																
11/6	at Auburn																
11/8	at Alabama																
11/11	Tennessee																
11/20	Mississippi State																
11/22	Alabama																
11/25	at Arkansas																
11/27	at Missouri																

### CAREER STATISTICS

YEAR	SP	MP	KILL	K/S	ERR	ATT	PCT	AST	A/S	SA	SA/S	SE	DIG	D/S	RE	BS	BA	TB	B/S	BE	BHE	P	P/S
2015	2	2	0	0.00	1	4	-.250	0	0.00	0	0.00	0	0	0.00	0	0	1	1	0.50	0	0	0.5	0.00



# 17 - ELIZABETH JOHNBULL

6-0 | Sr. | MB | Public Health Major | Pflugerville, Texas (Connally)

### SEASON NOTES

- Recorded a season-high three kills and one block assist vs. Winthrop (9/5)
- Knocked down a pair block assists against Pittsburgh (9/11)
- Provided a spark off the bench in a win over Charleston Southern, putting down four kills in seven swings and assisting in four blocks (9/19)
- Earned the start against Wofford and responded with seven kills and a dig (9/19)

### Season Highs

**Kills**  
7, Wofford (9/19)  
**Attempts**  
11, Wofford (9/19)  
**Hit. % (Min. 12 Att.)**  
N/A

**Assists**  
1, Charleston Southern (9/19)

**Service Aces**  
N/A

**Digs**  
2, NC Central (8/29)

**Blocks Solo**  
1, Wofford (9/19)

**Block Assists**  
4, Charleston Southern (9/19)

**Total Blocks**  
4, Charleston Southern (9/19)

### Career Highs

**Kills**  
13, Furman (9/7/13)  
**Attempts**  
22, Furman, (9/7/13)  
**Hit. % (Min. 12 Att.)**  
.500, 2x, last vs. North Florida (9/13/14)

**Assists**  
1, 2x, last vs. Charleston Southern (9/19/15)  
Georgia Tech (8/30/14)

**Service Aces**  
N/A

**Digs**  
2, 3x, last vs. NC Central (8/29/15)

**Blocks Solo**  
1, 4x, last vs. Wofford (9/19/15)

**Block Assists**  
7, Georgia Tech (8/30/14)

**Total Blocks**  
7, Georgia Tech (8/30/14)

### Match-By-Match Statistics

DATE	OPP	SP	KILL	ERR	ATT	PCT	AST	SA	SE	RE	DIG	BS	BA	BE	TB	BHE	P
8/28	Southeastern La.	1	0	0	2	.000	0	0	0	0	0	0	0	0	0.0	0	0.0
8/29	NC Central	2	1	1	3	.000	0	0	0	0	2	0	0	1	0.0	0	1.0
8/29	NC State	1	0	0	0	.000	0	0	0	0	0	0	0	0	0.0	0	0.0
9/4	vs. Clemson	--	--	--	--	--	--	--	--	--	--	--	--	--	--	--	--
9/5	vs. Winthrop	1	3	1	4	.500	0	0	0	0	0	0	1	0	1.0	0	3.5
9/5	at Furman	1	0	0	0	.000	0	0	0	0	0	0	0	0	0.0	0	0.0
9/11	vs. Pittsburgh	2	0	2	2	-1.000	0	0	0	0	0	0	2	0	2.0	0	1.0
9/11	at Michigan	--	--	--	--	--	--	--	--	--	--	--	--	--	--	--	--
9/12	vs. Western Michigan	1	0	0	1	.000	0	0	0	0	0	0	0	0	0.0	0	0.0
9/18	East Carolina	1	1	0	1	1.000	0	0	0	0	0	0	0	1	0.0	0	1.0
9/19	Charleston Southern	3	4	1	7	.429	1	0	0	0	0	0	4	0	4.0	0	6.0
9/19	Wofford	3	7	2	11	.455	0	0	0	0	1	1	0	0	1.0	0	8.0
9/22	Coastal Carolina	1	1	0	1	1.000	0	0	0	0	0	0	0	0	0.0	0	1.0
9/25	Kentucky	--	--	--	--	--	--	--	--	--	--	--	--	--	--	--	--
9/27	at LSU	--	--	--	--	--	--	--	--	--	--	--	--	--	--	--	--
10/2	at Ole Miss	--	--	--	--	--	--	--	--	--	--	--	--	--	--	--	--
10/4	at Mississippi State	3	2	1	4	.250	0	0	0	0	1	0	0	0	0.0	0	2.0
10/9	Auburn																
10/11	Texas A&M																
10/14	at Georgia																
10/18	at Tennessee																
10/25	Arkansas																
10/30	Florida																
11/1	Ole Miss																
11/6	at Auburn																
11/8	at Alabama																
11/11	Tennessee																
11/20	Mississippi State																
11/22	Alabama																
11/25	at Arkansas																
11/27	at Missouri																

### CAREER STATISTICS

YEAR	SP	MP	KILL	K/S	ERR	ATT	PCT	AST	A/S	SA	SA/S	SE	DIG	D/S	RE	BS	BA	TB	B/S	BE	BHE	P	P/S
2012	9	9	8	0.89	3	13	.385	0	0.00	0	0.00	0	0	0.00	0	1	1	2	0.22	0	0	9.5	1.00
2013	37	16	43	1.16	16	104	.260	0	0.00	0	0.00	0	9	0.24	3	1	17	18	0.49	2	1	52.5	1.41
2014	40	17	40	1.00	20	91	.220	2	0.05	0	0.00	0	9	0.22	0	3	19	22	0.55	2	1	52.5	1.30
2015	20	12	19	0.95	8	36	.306	1	0.05	0	0.00	0	4	0.20	0	1	7	8	0.40	2	0	23.5	1.15
<b>TOTAL</b>	<b>106</b>	<b>54</b>	<b>110</b>	<b>1.04</b>	<b>47</b>	<b>244</b>	<b>.258</b>	<b>3</b>	<b>0.03</b>	<b>0</b>	<b>0.00</b>	<b>0</b>	<b>22</b>	<b>0.21</b>	<b>3</b>	<b>6</b>	<b>44</b>	<b>50</b>	<b>0.47</b>	<b>6</b>	<b>2</b>	<b>138.0</b>	<b>1.30</b>



# 22 - CLAIRE BLUMENTHAL

5-5 | Fr. | DS/Libero | Business Major | Tampa, Fla. (Tampa Preparatory)

### SEASON NOTES

- Made Gamecock debut vs. NC Central (8/29) and recorded one service ace and one dig
- Played all four sets against Western Michigan and recorded an assist and 11 digs

### Season Highs

**Kills** N/A

**Attempts** N/A

**Hit. % (Min. 12 Att.)** N/A

**Assists** 1, twice  
Winthrop (9/5) and W. Michigan (9/12)

**Service Aces** 1, NC Central (8/29)

**Digs** 11, W. Michigan (9/12)

**Blocks Solo** N/A

**Block Assists** N/A

**Total Blocks** N/A

### Match-By-Match Statistics

DATE	OPP	SP	KILL	ERR	ATT	PCT	AST	SA	SE	RE	DIG	BS	BA	BE	TB	BHE	P
8/28	Southeastern La.	--	--	--	--	--	--	--DNP	--	--	--	--	--	--	--	--	--
8/29	NC Central	1	0	0	0	.000	0	1	0	0	1	0	0	0	0.0	0	1.0
8/29	NC State	--	--	--	--	--	--	--DNP	--	--	--	--	--	--	--	--	--
9/4	vs. Clemson	1	0	0	0	.000	0	0	0	0	0	0	0	0	0.0	0	0.0
9/5	vs. Winthrop	2	0	0	0	.000	1	0	0	0	1	0	0	0	0.0	0	0.0
9/5	at Furman	1	0	0	0	.000	0	0	0	0	0	0	0	0	0.0	0	0.0
9/11	vs. Pittsburgh	--	--	--	--	--	--	--DNP	--	--	--	--	--	--	--	--	--
9/11	at Michigan	1	0	0	0	.000	0	0	0	0	0	0	0	0	0.0	0	0.0
9/12	vs. Western Michigan	4	0	0	0	.000	1	0	0	0	11	0	0	0	0.0	0	0.0
9/18	East Carolina	--	--	--	--	--	--	--DNP	--	--	--	--	--	--	--	--	--
9/19	Charleston Southern	2	0	0	0	.000	0	0	0	0	3	0	0	0	0.0	0	0.0
9/19	Wofford	--	--	--	--	--	--	--DNP	--	--	--	--	--	--	--	--	--
9/22	Coastal Carolina	3	0	0	0	.000	1	0	0	0	2	0	0	0	0.0	0	0.0
9/25	Kentucky	--	--	--	--	--	--	--DNP	--	--	--	--	--	--	--	--	--
9/27	at LSU	1	0	0	0	.000	0	0	0	1	0	0	0	0	0.0	0	0.0
10/2	at Ole Miss	2	0	0	0	.000	0	0	0	1	0	0	0	0	0.0	0	0.0
10/4	at Mississippi State	1	0	0	0	.000	0	0	0	0	0	0	0	0	0.0	0	0.0
10/9	Auburn																
10/11	Texas A&M																
10/14	at Georgia																
10/18	at Tennessee																
10/25	Arkansas																
10/30	Florida																
11/1	Ole Miss																
11/6	at Auburn																
11/8	at Alabama																
11/11	Tennessee																
11/20	Mississippi State																
11/22	Alabama																
11/25	at Arkansas																
11/27	at Missouri																

### CAREER STATISTICS

YEAR	SP	MP	KILL	K/S	ERR	ATT	PCT	AST	A/S	SA	SA/S	SE	DIG	D/S	RE	BS	BA	TB	B/S	BE	BHE	P	P/S
2015	19	11	0	0.00	0	0	.000	3	0.16	1	0.05	0	18	0.95	2	0	0	0	0.00	0	0	1.0	0.05



# 23 - CALLIE BROWN

6-11 | Fr. | MB/RS | Summerfield, N.C. (Rockingham County)

### SEASON NOTES

- Saw first action as a Gamecock vs. NC Central (8/29) and recorded three kills
- Played a pair of sets against Pittsburgh (9/11)
- Had a kill off the bench in a win over Wofford (9/19)
- Made two attacks against Kentucky (9/25)

### Season Highs

**Kills**  
3, NC Central (8/29)

**Attempts**  
5, NC Central (8/29)

**Hit. % (Min. 12 Att.)**  
N/A

**Assists**  
N/A

**Service Aces**  
N/A

**Digs**  
N/A

**Blocks Solo**  
N/A

**Block Assists**  
N/A

**Total Blocks**  
N/A

### Match-By-Match Statistics

DATE	OPP	SP	KILL	ERR	ATT	PCT	AST	SA	SE	RE	DIG	BS	BA	BE	TB	BHE	P
8/28	Southeastern La.	--	--	--	--	--	--	--DNP	--	--	--	--	--	--	--	--	--
8/29	NC Central	1	3	0	5	.600	0	0	0	0	0	0	0	0	0.0	0	3.0
8/29	NC State	1	0	0	0	.000	0	0	0	0	0	0	0	0	0.0	0	0.0
9/4	vs. Clemson	--	--	--	--	--	--	--DNP	--	--	--	--	--	--	--	--	--
9/5	vs. Winthrop	--	--	--	--	--	--	--DNP	--	--	--	--	--	--	--	--	--
9/5	at Furman	--	--	--	--	--	--	--DNP	--	--	--	--	--	--	--	--	--
9/11	vs. Pittsburgh	2	0	0	0	.000	0	0	0	0	0	0	0	0	0.0	0	0.0
9/11	at Michigan	--	--	--	--	--	--	--DNP	--	--	--	--	--	--	--	--	--
9/12	vs. Western Michigan	--	--	--	--	--	--	--DNP	--	--	--	--	--	--	--	--	--
9/18	East Carolina	--	--	--	--	--	--	--DNP	--	--	--	--	--	--	--	--	--
9/19	Charleston Southern	--	--	--	--	--	--	--DNP	--	--	--	--	--	--	--	--	--
9/19	Wofford	1	1	0	4	.250	0	0	0	0	0	0	0	0	0.0	0	1.0
9/22	Coastal Carolina	--	--	--	--	--	--	--DNP	--	--	--	--	--	--	--	--	--
9/25	Kentucky	1	0	0	2	.000	0	0	0	0	0	0	0	0	0.0	0	0.0
9/27	at LSU	--	--	--	--	--	--	--DNP	--	--	--	--	--	--	--	--	--
10/2	at Ole Miss	--	--	--	--	--	--	--DNP	--	--	--	--	--	--	--	--	--
10/4	at Mississippi State	--	--	--	--	--	--	--DNP	--	--	--	--	--	--	--	--	--
10/9	Auburn																
10/11	Texas A&M																
10/14	at Georgia																
10/18	at Tennessee																
10/25	Arkansas																
10/30	Florida																
11/1	Ole Miss																
11/6	at Auburn																
11/8	at Alabama																
11/11	Tennessee																
11/20	Mississippi State																
11/22	Alabama																
11/25	at Arkansas																
11/27	at Missouri																

### CAREER STATISTICS

YEAR	SP	MP	KILL	K/S	ERR	ATT	PCT	AST	A/S	SA	SA/S	SE	DIG	D/S	RE	BS	BA	TB	B/S	BE	BHE	P	P/S
2015	6	5	4	0.67	0	11	.364	0	0.00	0	0.00	0	0	0.00	0	0	0	0	0.00	0	0	4.0	0.67

RADIO/TV SPOT CHART



**#1**

Madison Borowski  
S • 5-9 • Fr.  
Austin, Texas



**#2**

Joely Cabrera  
DS/Libero • 5-6 • Jr.  
Seca, Puerto Rico



**#3**

Dessaa Legros  
MB/OH • 5-10 • Jr.  
Kennesaw, Ga.



**#4**

Darian Dozier  
MB/RS • 6-1 • Sr.  
Sandy Spring, Md.



**#5**

Aubrey Ezell  
S • 5-8 • Fr.  
Granbury, Texas



**#6**

Sarah Blomgren  
RS/OH • 5-11 • Sr.  
Canyon Country, Calif.



**#7**

Jacqy Angermiller  
MB/RS • 6-2 • Jr.  
Dallas, Texas



**#9**

Megan Kirkland  
DS/Libero • 5-7 • Jr.  
Lugoff, S.C.



**#10**

Emma Lock  
DS/Libero • 5-9 • Fr.  
Lee's Summit, Mo.



**#11**

Koko Atoa-Williams  
OH • 5-10 • Jr.  
Reno, Nev.



**#12**

Courtney Furlong  
OH • 6-3 • Fr.  
Oviedo, Fla.



**#14**

Katlyn McDaniel  
MB • 6-0 • Jr.  
Columbia, S.C.



**#15**

Jesse Turner  
MB/RS • 6-2 • Fr.  
Austin, Texas



**#17**

Elizabeth Johnbull  
MB • 6-0 • Sr.  
Pflugerville, Texas



**#22**

Claire Blumenthal  
DS/Libero • 5-5 • Fr.  
Tampa, Fla.



**#23**

Callie Brown  
MB/RS • 6-1 • Fr.  
Summerfield, N.C.



**#25**


Courtney McKeag  
MB/OH • 6-0 • RS Fr.  
San Juan Capistrano, Calif.



Scott Swanson  
Head Coach



Dottie Hampton  
Assistant Coach/  
Recruiting Coordinator



Shonda Cole  
Assistant Coach