



SOUTH CAROLINA BASKETBALL

MBB CONTACT: EMILY MILES // EFEENEY@MAILBOX.SC.EDU // 803-777-7743 // @EMILYFEENEYSID

2015-16 SCHEDULE

OVERALL: 9-0 | SEC: 0-0

NOVEMBER

| | | |
|-------|------------------|----------|
| 8 | Allen + | W, 71-43 |
| 14 | Norfolk State % | W, 84-69 |
| 16 | Oral Roberts | W, 84-66 |
| 20 | vs. DePaul! | W, 76-61 |
| 21/22 | vs. Hofstra! | W, 94-84 |
| 23 | vs. Tulsa! | W, 83-75 |
| 27 | Lipscomb | W, 92-76 |
| 30 | Western Carolina | W, 76-53 |

DECEMBER

| | | |
|----|------------------|--------------|
| 5 | USF | W, 81-63 |
| 15 | Drexel | W, 79-54 |
| 18 | at Clemson ^ | 7 p.m./ESPN3 |
| 22 | vs. St. John's & | 9 p.m./CBSN |
| 30 | Francis Marion | 7 p.m./SECN+ |

JANUARY

| | | |
|----|--------------------|--------------|
| 2 | Memphis | 6 p.m./ESPN |
| 5 | at Auburn* | 7 p.m./ SECN |
| 9 | Vanderbilt* | 3 p.m./ESPN |
| 13 | at Alabama* | 9 p.m./ SECN |
| 16 | Missouri* | 1 p.m./ SECN |
| 19 | at Ole Miss* | 7 p.m./ SECN |
| 23 | at Tennessee* | Noon/ SECN |
| 26 | Mississippi State* | 7 p.m./ SECN |
| 30 | Alabama* | 6 p.m./ SECN |

FEBRUARY

| | | |
|----|-----------------------|--------------------|
| 2 | at Georgia* | 7 p.m./ESPN/U/SECN |
| 6 | at Texas A&M* | 4 p.m./ESPN |
| 10 | LSU* | 7 p.m./ESPN2 |
| 13 | Kentucky* | Noon/ESPN/2 |
| 16 | at Missouri* | 7 p.m./ SECN |
| 20 | Florida* | Noon/ SECN |
| 24 | Tennessee* | 9 p.m./ SECN |
| 27 | at Mississippi State* | 2:30/ SECN |

MARCH

| | | |
|------|----------------------------|---------------|
| 3 | Georgia* | 7 p.m./ESPN/2 |
| 5 | at Arkansas* | 5 p.m./SECN |
| 9-13 | SEC Tournament (Nashville) | TBD |

All home games in **bold** | All times listed Eastern
 * indicates SEC contest | + indicates exhibition |
SECN+ - SEC Network + | **SECN** - SEC Network
 | **CBSN** - CBS Sports Network | % - Paradise Jam
 (Columbia, S.C.) | ! - Paradise Jam (St. Thomas,
 USVI) | & - Hall of Fame Shootout (Uncasville,
 Conn.) | ^ - game played at Bon Secours Arena

(RV/25) SOUTH CAROLINA (9-0) at CLEMSON (7-3)

FRI., DEC. 18 • BON SECOURS WELLNESS ARENA (15,591) • GREENVILLE, S.C. • 7 P.M. ET



GAMECOCKS

VS.



TIGERS

Head Coach: Frank Martin (FIU, '93)
Record at Carolina: 54-54 (4th season)
Career Record: 171-108 (9th season)
Record vs. Clemson: 1-2

Top scorer: Kacinas (13.3)
Top rebounder: Kacinas (6.3)
Top assist maker: Thornwell (4.0)
Media Relations: Emily Miles
Twitter: @GamecockMBB

Head Coach: Brad Brownell
 (DePauw, '91)
Record at Clemson: 97-76 (6th)
Career Record: 264-161 (14th)

Record vs. S. Carolina: 2-3
Top scorer: Blossomgame (16.3)
Top rebounder: Djitte (6.8)
Top assist maker: Roper (4.0)
Media Relations: Philip Sikes
Twitter: @ClemsonMBB

GAME 10

Broadcast: ESPN3
Play-By-Play: Roy Philpott
Analyst: Nate Ross

Radio: Gamecock Radio Network
Play-By-Play: Andy Demetra
Analyst: Casey Manning
Sirius: N/A; **XM:** N/A

Watch: WatchESPN
Live Stats: GamecocksOnline.com
Tickets: bonsecoursarena.com

Series: SC leads 89-76
Last Meeting: SC win, 68-45,
 in Columbia, Dec. 19, 2014
Series in Clemson: Clemson leads,
 45-32

PROBABLE STARTERS

| SOUTH CAROLINA | HT. | WT. | YR. | HOMETOWN | PPG | RPG | MPG |
|-------------------------------|------|-----|-------|-----------------------|------|-----|------|
| G - #15 PJ Dozier | 6-6 | 200 | Fr. | Columbia, S.C. | 8.1 | 3.9 | 19.4 |
| G - #0 Sindarius Thornwell | 6-5 | 215 | Jr. | Lancaster, S.C. | 11.7 | 5.1 | 29.7 |
| F - #25 Mindaugas Kacinas | 6-7 | 229 | Sr. | Klaipeda, Lithuania | 13.3 | 6.3 | 28.0 |
| F - #24 Michael Carrera | 6-5 | 214 | Sr. | Anzoategui, Venezuela | 12.2 | 5.3 | 24.7 |
| F - #14 Laimonas Chatkevicius | 6-11 | 245 | Sr. | Klaipeda, Lithuania | 13.0 | 4.3 | 23.2 |
| CLEMSON | HT. | WT. | YR. | HOMETOWN | PPG | RPG | MPG |
| G - #20 Jordan Roper | 6-0 | 165 | Sr. | Columbia, S.C. | 8.7 | 2.2 | 29.5 |
| G - #12 Avry Holmes | 6-2 | 195 | R-Jr. | Salem, Ore. | 10.5 | 2.2 | 29.4 |
| F - #5 Jaron Blossomgame | 6-7 | 220 | R-Jr. | Alpharetta, Ga. | 16.3 | 6.7 | 30.3 |
| F - #15 Donte Grantham | 6-8 | 210 | So. | Martinsburg, W.Va. | 10.5 | 4.4 | 29.9 |
| C - #35 Landry Nnoko | 6-10 | 255 | Sr. | Yaounde, Cameroon | 8.7 | 5.9 | 21.9 |

TODAY'S GAME

South Carolina will have its first true road test when it travels to face intrastate rival Clemson on Friday in Greenville at Bon Secours Arena. The matchup is the 166th all-time between the two schools and the 11th contest in the Palmetto Series this season.

GAME STORYLINES

- South Carolina is in its 108th season of varsity basketball in 2015-16.
- Carolina is led by fourth-year head coach Frank Martin. Alongside him are associate head coach Matt Figger, assistant coaches Perry Clark and Lamont Evans and director of men's hoops operations, Andy Assaley.
- South Carolina enters Friday's contest ranked No. 25 in the USA Today/Coaches Top 25 Poll and receiving votes in the Associated Press poll. Carolina remains the only undefeated team in the SEC and one of just eight unbeaten teams nationally (games through Dec. 16).
- Friday's matchup between the Gamecocks and Tigers is the 11th contest in the Palmetto Series, which is currently tied at 5-5.
- Did you know? Despite committing just six fewer turnovers in total over the last three games, the Gamecocks are averaging 15.6 more points off turnovers per game than their opponents in this span. Carolina enjoyed a double-digit advantage in points off turnovers twice all of last season and five times in the 2013-14 season.
- The Gamecocks improved their record to 9-0 for the first time since the 1970-71 campaign on Dec. 15 with a 79-54 victory over Drexel at Colonial Life Arena. Three players scored in double-figures for Carolina, led by rookie guard PJ Dozier's







SOCIAL HUB

@GAMECOCKMBB // #GAMECOCKS
 FACEBOOK.COM/GAMECOCKMBB



SOUTH CAROLINA GAMECOCKS

OVERALL: 9-0; SEC: 0-0; HOME: 6-0; AWAY: 0-0; NEUTRAL: 3-0

| | | | |
|----|---|--|---|
| 0 |  | SINDARIUS THORNWELL - Jr. - G - 6-5 - 215 - Lancaster, S.C. MIN PTS RBS AST FG% 3FG% FT% 29.7 11.7 5.1 4.0 34.4 30.3 76.7 | - Paradise Jam Tournament MVP; avgd. 13.3 points, 7.4 rebs, 3.7 app. at Jam - 15 points, 6-of-13 from the field, two assists in win vs. USF - 13 points, team high five assists in win vs. Drexel - Double-figures in eight of nine games this season/team leader with 4.0 APG |
| 1 |  | MARCUS STROMAN - So. - G - 6-2 - 185 - Columbia, S.C. MIN PTS RBS AST FG% 3FG% FT% 17.3 2.4 2.6 1.8 31.3 40.0 58.3 | - Two assists and one steal vs. Hofstra - DNP vs. Lipscomb due to an outside left quad strain - Returned vs. Western Carolina, three assists and career high four steals - Team high three assists vs. USF |
| 2 |  | RAYMOND DOBY - Fr. - F - 6-6 - 233 - Cahokia, Ill. MIN PTS RBS BLK FG% 3FG% FT% 2.2 0.0 0.2 0.2 0.0 0.0 0.0 | - Played his senior season at Montrose Christian School and spent a post-grad year at St. John's Northwestern Military Academy in Wisconsin - Collected a rebound and an assist in exhibition vs. Allen - DNP vs. USF due to back spasms |
| 4 |  | JAMALL GREGORY - Fr. - G - 6-2 - 202 - Washington, D.C. MIN PTS RBS AST FG% 3FG% FT% 2.8 0.6 0.6 0.2 50.0 0.0 50.0 | - An extremely athletic and explosive athlete - Collected a rebound, three assists and a steal in exhibition vs. Allen - In seven minutes vs. WCU, scored two points and collected two rebounds |
| 5 |  | TEMARCUS BLANTON - R-Fr. - G - 6-5 - 2015 - Locust Grove, Ga. MIN PTS RBS AST FG% 3FG% FT% 3.8 1.3 0.3 0.3 40.0 66.7 1.000 | - Suffered a hip injury that required surgery during the 2014-15 preseason and missed the entire campaign - Scored first points as a Gamecock with two at the foul line vs. USF - Hit a pair of 3s on back-to-back possessions in final minutes of Drexel contest |
| 10 |  | DUANE NOTICE - Jr. - G - 6-2 - 218 - Woodbridge, Ontario MIN PTS RBS AST FG% 3FG% FT% 22.0 11.6 2.2 1.9 40.7 42.9 79.3 | - 11 points and one assist in Paradise Jam Championship vs. Tulsa - 16 points with five rebounds, five assists and three steals vs. Lipscomb - 15 points, hitting 6-of-8 from the field with two 3s vs. USF |
| 14 |  | LAIMONAS CHATKEVICIUS - Sr. - F - 6-11 - 245 - Klaipeda, Lithuania MIN PTS RBS BLK FG% 3FG% FT% 23.2 13.0 4.3 1.3 58.0 44.4 65.5 | - Led team with 17 points, pulling down three rebounds in Paradise Jam Champ - Team high 17 points, along with three rebounds, a block, an assist and a steal in 24 minutes in win vs. Lipscomb - Nine points, three blocks and three rebounds in win vs. Drexel |
| 15 |  | PJ DOZIER - Fr. - G - 6-6 - 200 - Columbia, S.C. MIN PTS RBS AST FG% 3FG% FT% 19.4 8.1 3.9 2.3 40.6 42.9 51.7 | - Eight points, including two 3s, with four rebounds and four assists vs. Tulsa - 11 points, six rebounds and five helpers in win vs. Lipscomb - Matched season high with 12 points, and season high 4 steals vs. USF - Season high 16 points vs. Drexel/hit 10-16 from the FT line, also three assists |
| 20 |  | JUSTIN MCKIE - Jr. - G - 6-4 - 197 - Columbia, S.C. MIN PTS RBS AST FG% 3FG% FT% 9.0 1.9 1.0 1.3 23.8 10.0 66.7 | - Three points and three assists in exhibition vs. Allen - Solid in win vs. Lipscomb, posting six points, and dishing a career high five assists with one steal in 19 minutes - 10 assists against zero turnovers this season |
| 21 |  | JOHN RAGIN - Fr. - G - 6-2 - 177 - Eastover, S.C. MIN PTS RBS AST FG% 3FG% FT% 2.0 0.0 0.5 0.0 0.0 0.0 0.0 | - Averaged 13 points during senior season at Cardinal Newman High School - Earned all-state, all-region and all-conference honors during prep career - Saw action vs. Western Carolina, collecting one rebound |
| 23 |  | ERIC COBB - Fr. - F - 6-9 - 296 - Jacksonville, Fla. MIN PTS RBS BLK FG% 3FG% FT% 8.4 0.6 0.6 0.1 61.5 0.0 0.0 | - Starred in exhibition vs. Allen with game best 14 rebounds and 8 points in 23 min. - Pulled down three rebounds vs. DePaul - Four points and a rebound vs. Western Carolina - Four rebounds and a block in win vs. Drexel |
| 24 |  | MICHAEL CARRERA - Sr. - F - 6-5 - 214 - Anzoátegui, Venezuela MIN PTS RBS AST FG% 3FG% FT% 24.7 12.2 5.3 1.6 53.7 59.1 80.6 | - 13 points, three steals in win vs. Lipscomb - 16 points, two rebounds, two assists, two blocks and two steals vs. Western Carolina - Double-figures in five-straight games - Season high 19 points vs. USF, most points scored in a game since freshman season - 10 points and two blocks in win vs. Drexel |
| 25 |  | MINDAUGAS KACINAS - Sr. - F - 6-7 - 229 - Klaipeda, Lithuania MIN PTS RBS AST FG% 3FG% FT% 28.0 13.3 6.3 1.0 63.0 35.3 64.7 | - Paradise Jam All-Tourney team after averaging 17.3 points and 6.0 rebounds per game in tournament play/11 points, eight rebounds vs. Tulsa in championship - 15 points, six rebounds and one block, hitting 7-10 from the field vs. Lipscomb - 20 points, 11 rebounds vs. WCU for fifth-career double-double |
| 30 |  | CHRIS SILVA - Fr. - F - 6-9 - 220 - Libreville, Gabon MIN PTS RBS BLK FG% 3FG% FT% 15.1 6.6 5.2 1.3 41.2 0.0 62.0 | - Native of Gabon, but played high school basketball at Roselle Catholic in N.J. - 12 points, seven rebounds, two blocks in win vs. Lipscomb - Nine points and season high 11 rebounds with two blocks vs. Western Carolina - 4 points, 4 rebounds and 3 blocks in win vs. USF |
| 31 |  | JARRELL HOLLIMAN - R-So. - F - 6-7 - 200 - Alpharetta, Ga. MIN PTS RBS AST FG% 3FG% FT% 1.5 0.0 0.0 0.0 0.0 0.0 0.0 | - Played one year at Elmhurst College - Also ran track and field during high school career - A music major who one day would like to play in a symphony |

INTERVIEW POLICIES

All interview requests must be made in advance to SID Emily Miles in the South Carolina Media Relations Office. Beginning with the start of practice in October, Miles will release a weekly coach and student-athlete availability schedule to media on Mondays.

Post-Game Interview Policy: After each home game, the visiting coach will address the media first, followed by South Carolina student-athletes then South Carolina head coach Frank Martin. (Depending on deadline, this may be altered on a game-by-game basis).

Road Interview Policy: Interviews with Coach Martin and Gamecock student-athletes while on the road will be scheduled according to the home post-game media procedure.

All interviews are to be coordinated through the Media Relations Office. This allows the staff to arrange the interview when it best suits the student-athlete's and the reporter's schedules. Please contact the Media Relations Office in advance to make your interview requests. Media are not permitted to contact student-athletes on their own at any time.

All interviews will take place at the designated media interview site for that day as listed in the weekly availability schedule or in the Media Relations Office.

Dormitory, apartment and cell phone numbers for student-athletes will not be provided to the media. Should you need to conduct a telephone interview with a student-athlete, a call will be placed to you from the student-athlete at a mutually agreeable time.

SOUTH CAROLINA MEDIA RELATIONS

Emily Miles, primary contact

Associate Director

cell: 803-727-3284

e-mail: efeeney@mailbox.sc.edu

Twitter: @EmilyFeeneySID

Website: www.GamecocksOnline.com

Facebook: www.Facebook.com/GamecockMBB

Twitter: @GamecockMBB

Instagram: @GamecockMBB

STAT COMPARISON

| | SC | CLEMSON | NCAA Rank |
|--------------------------------|-------|---------|-----------|
| Record | 9-0 | 7-3 | 1/88 |
| Conference Record | - | - | - |
| Current Streak | W9 | W1 | - |
| Scoring Avg. | 83.2 | 71.3 | 40/215 |
| Opponent Scoring Avg. | 66.8 | 56.9 | 92/5 |
| Scoring Margin | +16.4 | +14.4 | 22/33 |
| Field Goal % | .462 | .458 | 88/97 |
| Opponent Field Goal % | .382 | .379 | 36/31 |
| 3-Point Field Goal % | .396 | .369 | 36/87 |
| Opponent 3-Point Field Goal % | .356 | .326 | 248/142 |
| 3-Point Field Goal Made PG | 6.6 | 8.2 | 202/78 |
| 3-Point Field Goal Attempts PG | 16.6 | 22.2 | 313/90% |
| Free Throw % | .674 | .668 | 219/238 |
| Opponent Free Throw % | .685 | .649 | - |
| Rebounding Avg. | 41.7 | 38.1 | 41/146 |
| Opponent Rebounding Avg. | 31.4 | 32.3 | - |
| Rebounding Margin | +10.2 | +5.8 | 17/64 |
| Turnovers Avg. | 12.9 | 10.1 | 154/12 |
| Opponent Turnover Avg. | 16.1 | 11.3 | - |
| Assists Avg. | 14.9 | 15.3 | 94/81 |
| Blocks Avg. | 5.3 | 5.9 | 40/21 |
| Steals Avg. | 7.8 | 5.2 | 62/280 |

% indicates total attempts

NCAA stats games through Dec. 16

BY THE NUMBERS

926

Junior guard Sindarius Thornwell needs just 74 points to reach 1,000 for his career. He has scored in double figures eight of nine games this season.

54.3%

South Carolina hit 25-of-46 attempts from the floor vs. Drexel to hit 54.3 percent in the game. It marked the fourth time this season Carolina has hit 50% or above.

10+

Eight of the Gamecocks' nine wins have been double-digit victories, including Carolina's 25-point win vs. Drexel on Tuesday.

63.0%

Senior forward Mindaugas Kacinas ranks second in the SEC and 20th nationally with a 63.0% field goal percentage thus far in 2015-16.

A SOUTH CAROLINA WIN WOULD ...

- Be the Gamecocks' second-straight over the Tigers after Clemson won the previous two meetings.
- Improve Carolina's record to 90-76 all-time vs. the Tigers.
- Improve the Gamecocks' record to 10-0, only the 1933-34 team had a better start at 17-0.
- Be Carolina's 10th-straight win, its longest win streak since the 1996-97 campaign when the Gamecocks won 12-straight.

season high 16 points. Dozier hit 10-of-16 from the free throw line, while also dishing three assists in the win.

- Carolina posted an 81-63 win vs. USF on Dec. 5 in its last outing before the lengthy exam break. Four Gamecocks reached double-figures in the game, led by senior forward Michael Carrera's 19. His out-put marked the most points scored in a game for Carrera since his rookie season. Junior guard Duane Notice posted 15 points hitting 6-of-8 from the field, which included a pair of 3s. The Gamecocks hit 60.6% from the floor in the opening half, and held the Bulls to a mark of just 35.3% from the floor in the game.

- The Gamecocks saw all 15 players reach the floor, with three scoring double-figures, led by Kacinas' 20 points, in a 76-53 win vs. Western Carolina on Monday at Colonial Life Arena. Kacinas also pulled down 11 rebounds, and rookie forward Chris Silva was one point away from a double-double with nine points and 11 boards. South Carolina held WCU to just 28.4 percent from the floor and only four free throws in the contest.

- For the third-straight game South Carolina hit over 50% from the field and ran away with a 92-76 win vs. visiting Lipscomb on Nov. 27 in an afternoon matinee. Six Gamecocks hit double-figures, led by senior forward Laimonas Chatkevicius' 17. Junior guard Sindarius Thornwell struggled from the floor, but he posted six assists, leading four Gamecocks with at least five helpers in the contest.

- The Gamecocks captured the 2015 Paradise Jam championship on Nov. 23 after defeating Tulsa 83-75 in the finale. For the second straight game, five Gamecocks registered double-figures, led by senior forward Laimonas Chatkevicius' game-best 17. Fellow senior forward Michael Carrera was just one rebound shy of a double-double with 16 points and nine boards.

- South Carolina senior forward Mindaugas Kacinas and junior guard Sindarius Thornwell were both named to the Paradise Jam All-Tournament Team. Thornwell was named the event's MPV after averaging 13.3 points, 7.3 rebounds, 3.7 assists and just 1.7 turnovers per game. Thornwell also collected 2.3 steals per outing, including a season high five vs. Tulsa.

- Led by senior forward Mindaugas Kacinas' 18 points, all five Gamecock starters scored in double figures, and Carolina posted a 94-84 victory over a previously undefeated Hofstra squad, in the semi-final round of the Paradise Jam in St. Thomas on Nov. 22. The game, which didn't end until past 12:30 AM local time, saw both team's shoot above 50 percent from both the floor and 3-point range. Junior guard Sindarius Thornwell dished a team best six assists, and rookie point guard PJ Dozier put together the best game of his young career with a 12-point, nine-rebound effort in the win.

- Carolina returns eight letterwinners, including four starters from last season's squad.

- Seven newcomers join those eight returning letterwinners, including freshmen guards PJ Dozier, Jamall Gregory and John Ragin, rookie forwards, Raymond Doby, Chris Silva and Eric Cobb and R-sophomore transfer Jarrell Holliman.

- PJ Dozier was named to the 2015 McDonald's All-American squad, earning the start in the contest. Dozier is the fourth McDonald's All-American in Gamecock history, the others include PJ's uncle, Terry Dozier, South Carolina's all-time leading scorer BJ McKie and Rolando Howell.

GAMECOCKS IN THE POLLS

South Carolina is ranked No. 25 in the Dec. 14, 2015, USA Today/Coaches Top 25 Poll, marking the first time the Gamecocks have been ranked since being ranked 22nd in the Feb. 16, 2004, coaches poll. South Carolina is also receiving votes in the AP poll, checking in at No. 27.

UP NEXT

South Carolina travels to Uncasville, Conn., on Tuesday to face St. John's in the Naismith Memorial Basketball Hall of Fame Shootout. The contest will tip at 9 PM ET and will be televised on CBS Sports Network with Dave Ryan (play-by-play), Doug Gottlieb (analyst) and Evan Washburn (sideline) on the call. St. John's holds a 4-0 record in the all-time series between the two schools.

ASSOCIATED PRESS TOP 25

Dec. 14, 2015

| Rk. | Team | Record | Pts. |
|-----|---------------------|--------|-------|
| 1 | Michigan State (64) | 11-0 | 1,621 |
| 2 | Kansas (1) | 8-1 | 1,499 |
| 3 | Oklahoma | 7-0 | 1,409 |
| 4 | Kentucky | 9-1 | 1,385 |
| 5 | Iowa State | 9-0 | 1,370 |
| 6 | Maryland | 9-1 | 1,353 |
| 7 | Duke | 8-1 | 1,271 |
| 8 | Virginia | 8-1 | 1,132 |
| 9 | Purdue | 11-0 | 1,082 |
| 10 | Xavier | 10-0 | 1,062 |
| 11 | North Carolina | 7-2 | 1,023 |
| 12 | Villanova | 8-1 | 865 |
| 13 | Arizona | 9-1 | 860 |
| 14 | Providence | 10-1 | 724 |
| 15 | Miami (FL) | 8-1 | 622 |
| 16 | Baylor | 7-1 | 605 |
| 17 | Butler | 8-1 | 562 |
| 18 | SMU | 7-0 | 560 |
| 19 | Louisville | 7-1 | 534 |
| 20 | West Virginia | 8-1 | 466 |
| 21 | George Washington | 9-1 | 256 |
| 22 | UCLA | 7-3 | 213 |
| 23 | Cincinnati | 8-2 | 197 |
| 24 | Texas A&M | 8-2 | 152 |
| 25 | Connecticut | 6-3 | 47 |

Others receiving votes: Gonzaga 44, **South Carolina 42**, Oregon 37, Colorado 21, Vanderbilt 18, Wichita St 17, Arkansas-Little Rock 14, Dayton 14, Pittsburgh 12, Georgetown 8, Utah 7, Texas 4, Notre Dame 4, Syracuse 3, Northwestern 3, Iowa 3, Marquette 1, Army 1, Houston 1, Florida 1

Dropped from rankings: Gonzaga 20, Vanderbilt 21, Oregon 24, Utah 25

USA TODAY TOP 25

Dec. 14, 2015

| Rk. | Team | Record | Pts. |
|-----------|-----------------------|------------|-----------|
| 1 | Michigan State (28) | 11-0 | 794 |
| 2 | Iowa State (3) | 9-0 | 719 |
| 3 | Oklahoma (1) | 7-0 | 675 |
| 4 | Kentucky | 9-1 | 665 |
| 5 | Kansas | 8-1 | 664 |
| 6 | Duke | 8-1 | 649 |
| 7 | Maryland | 9-1 | 640 |
| 8 | Purdue | 11-0 | 552 |
| 9 | Virginia | 8-1 | 547 |
| 10 | Xavier | 10-0 | 491 |
| 11 | North Carolina | 7-2 | 474 |
| 12 | Arizona | 9-1 | 469 |
| 13 | Villanova | 8-1 | 464 |
| 14 | Baylor | 7-1 | 323 |
| 14 | Providence | 10-1 | 323 |
| 16 | West Virginia | 8-1 | 288 |
| 16 | Louisville | 7-1 | 288 |
| 18 | Butler | 8-1 | 268 |
| 19 | Miami (FL) | 8-1 | 265 |
| 20 | Cincinnati | 8-2 | 101 |
| 21 | Gonzaga | 6-3 | 90 |
| 22 | George Washington | 9-1 | 87 |
| 23 | Vanderbilt | 6-3 | 79 |
| 24 | Texas A&M | 8-2 | 77 |
| 25 | South Carolina | 8-0 | 70 |

Others receiving votes: UCLA 59, Connecticut 45, Oregon 38, Pittsburgh 30, Colorado 25, Wichita St 19, Dayton 18, Notre Dame 15, Davidson 13, Syracuse 12, Indiana 9, Arkansas-Little Rock 9, California 9, LSU 8, Iowa 8, Northwestern 7, Georgetown 6, Texas 3, UNLV 2, Utah 1, Florida 1, South Dakota State 1

Dropped from rankings: Oregon 23, Utah 24



SOUTHEASTERN CONFERENCE STANDINGS

As of Dec. 17

| Team | Conference | Overall |
|-------------------|------------|---------|
| South Carolina | 0-0 | 9-0 |
| Kentucky | 0-0 | 9-1 |
| Ole Miss | 0-0 | 8-2 |
| Texas A&M | 0-0 | 8-2 |
| Alabama | 0-0 | 7-2 |
| Auburn | 0-0 | 5-2 |
| Florida | 0-0 | 6-3 |
| Vanderbilt | 0-0 | 6-3 |
| Georgia | 0-0 | 4-3 |
| Arkansas | 0-0 | 5-4 |
| LSU | 0-0 | 5-4 |
| Missouri | 0-0 | 5-4 |
| Tennessee | 0-0 | 5-4 |
| Mississippi State | 0-0 | 4-5 |

COACHES TELECONFERENCE

The weekly SEC men's basketball coaches teleconference will begin Monday, Jan. 4 and continue through March 7. Media representatives wishing to participate in the teleconference should contact the SEC Communications Department for further details. Each coach will appear on the teleconference for seven minutes, according to the following schedule:

ORDER OF APPEARANCE

(All Times Eastern)

| | |
|-------------------|-------------------------------------|
| 11:00 a.m. | Kevin Stallings, Vanderbilt |
| 11:07 a.m. | Mike White, Florida |
| 11:14 a.m. | Frank Martin, South Carolina |
| 11:21 a.m. | Mark Fox, Georgia |
| 11:28 a.m. | Johnny Jones, LSU |
| 11:35 a.m. | John Calipari, Kentucky |
| 11:42 a.m. | Rick Barnes, Tennessee |
| 11:49 a.m. | Mike Anderson, Arkansas |
| 11:56 a.m. | Avery Johnson, Alabama |
| 12:03 a.m. | Bruce Pearl, Auburn |
| 12:10 a.m. | Andy Kennedy, Ole Miss |
| 12:17 a.m. | Ben Howland, Miss. State |
| 12:24 a.m. | Kim Anderson, Missouri |
| 12:31 a.m. | Billy Kennedy, Texas A&M |

In addition, the SEC men's basketball teams who make it to postseason will be on a teleconference on Monday, March 14 beginning at 10:00 a.m. CT.

All SEC basketball teleconferences can be listened to on the internet at www.secdigitalnetwork.com shortly after the conclusion of the teleconference.

CAROLINA BENCH PRODUCTION

| GAME | SC-OPP | DIFF. | BENCH SCORER |
|----------------------|--------|-------|-----------------|
| Norfolk State | 38-36 | +2 | Notice, 14 |
| Oral Roberts | 26-8 | +18 | Notice, 18 |
| vs. DePaul | 22-32 | -10 | Notice, 11 |
| vs. Hofstra | 16-15 | +1 | Notice/Silva, 7 |
| vs. Tulsa | 15-22 | -8 | Notice, 11 |
| Lipscomb | 34-33 | +1 | Notice, 16 |
| Western Carolina | 24-17 | +7 | Silva, 9 |
| USF | 23-25 | -2 | Notice, 15 |
| Drexel | 26-19 | +7 | Silva, 9 |
| at Clemson | | | |
| vs. St. John's | | | |
| Francis Marion | | | |
| Memphis | | | |
| at Auburn | | | |
| Vanderbilt | | | |
| at Alabama | | | |
| Missouri | | | |
| at Ole Miss | | | |
| at Tennessee | | | |
| Mississippi State | | | |
| Alabama | | | |
| at Georgia | | | |
| at Texas A&M | | | |
| LSU | | | |
| Kentucky | | | |
| at Missouri | | | |
| Florida | | | |
| Tennessee | | | |
| at Mississippi State | | | |
| Georgia | | | |
| at Arkansas | | | |

SPECIALTY STATS

(PP) points in paint; (OT) points off turnovers; (2nd) second chance points; (FB) fast break points

(South Carolina-Opponent)

| GAME | PP | OT | 2ND | FB |
|------------------------|-------------|-------------|-------------|-------------|
| Norfolk State | 24-14 | 19-13 | 21-13 | 10-4 |
| Oral Roberts | 42-20 | 12-5 | 25-6 | 7-2 |
| vs. DePaul | 30-22 | 11-12 | 19-11 | 9-6 |
| vs. Hofstra | 44-18 | 13-15 | 24-9 | 8-6 |
| vs. Tulsa | 34-32 | 18-12 | 4-6 | 4-8 |
| Lipscomb | 54-28 | 18-13 | 13-9 | 16-9 |
| Western Carolina | 32-12 | 18-6 | 13-9 | 8-10 |
| USF | 38-30 | 27-8 | 10-13 | 23-9 |
| Drexel | 34-12 | 18-2 | 9-3 | 10-0 |
| at Clemson | | | | |
| vs. St. John's | | | | |
| Francis Marion | | | | |
| Memphis | | | | |
| at Auburn | | | | |
| Vanderbilt | | | | |
| at Alabama | | | | |
| Missouri | | | | |
| at Ole Miss | | | | |
| at Tennessee | | | | |
| Mississippi State | | | | |
| Alabama | | | | |
| at Georgia | | | | |
| at Texas A&M | | | | |
| LSU | | | | |
| Kentucky | | | | |
| at Missouri | | | | |
| Florida | | | | |
| Tennessee | | | | |
| at Mississippi State | | | | |
| Georgia | | | | |
| at ArkansasSEC Tourney | | | | |
| NCAA Tourney | | | | |
| SC Total | 332 | 154 | 138 | 95 |
| SC Average | 36.9 | 17.1 | 15.3 | 10.5 |
| Opp Total | 188 | 86 | 79 | 49 |
| Opp Average | 20.1 | 9.5 | 8.7 | 5.4 |

UNIVERSITY INFORMATION

Location Columbia, S.C.
 Founded 1801
 Enrollment 32,972
 Nickname Gamecocks
 Colors Garnet (PMS 202) and Black
 National Affiliation NCAA Division I
 Conference Southeastern (SEC)
 Athletics Web Address www.GamecocksOnline.com
 University Web Address www.sc.edu
 President Dr. Harris Pastides
 NCAA Representative Dr. Valinda Littlefield
 Athletics Director Ray Tanner
 Basketball Administrator/Chief Operating Officer Kevin O'Connell

BASKETBALL STAFF/INFORMATION

Head Coach Frank Martin
 Alma Mater Florida International, '93
 Record At South Carolina/Seasons 54-54 (.500), 4th season
 Overall Record/Seasons 171-108 (.612), 9th season
 Assoc. Head Coach/Recruiting Coord. Matt Figger (Eastern Kentucky, '95)
 Assistant Coach Perry Clark (Gettysburg, '74)
 Assistant Coach Lamont Evans (Kansas State, '09)
 Director of Basketball Operations Andy Assaley (Cincinnati, '96)
 Strength & Conditioning Coach Scott Greenawalt (Muskingum College, '98)
 Athletic Trainer Mark Rodger (Buffalo, '01)
 Video Coordinator Patrick Schulte (Kansas State, '13)
 Student-Athlete Development Doug Edwards (Florida State, '07)
 Associate Media Relations Director Emily Miles (Feeney) (Ball State, '03)
 Home Arena Colonial Life Arena
 Capacity 18,000
 Arena General Manager Lexi Boone
 Press Row Phone Number 803-777-6182

BASKETBALL HISTORY

First Year of Basketball 1908
 All-Time Record 1351-1203-1 (.528)
 Overall Postseason Record 25-18
 NCAA Tournament Appearances 8 (1971, 1972, 1973, 1974, 1989, 1997, 1998, 2004)
 NCAA Tournament Record 4-9
 Last NCAA Tournament Appearance 2004, L vs. Memphis, 59-43
 NIT Appearances 11 (1969, 1975, 1978, 1983, 1991, 1996, 2001, 2002, 2005, 2006, 2009)
 NIT Record 21-9
 Last NIT Appearance 2009, L vs. Davidson, 70-63
 Conference Championships/Titles
 SoCon Regular Season (1927, 1933, 1934, 1945); SoCon Tournament Champion (1933); ACC Regular Season (1970);
 ACC Champion (1971); SEC Regular Season (1997); SEC East Division Co-Champions (2009)

TEAM INFORMATION

2014-15 Record 17-16
 Southeastern Conference Record/Finish 6-12/t-11th
 SEC Tournament Record 2-1
 Postseason N/A
 Letterwinners Returning/Lost 8/4
 Starters Returning/Lost 4/1
**based on final game starters from 2014-15 season*
 Newcomers 7
 Roster Breakdown 4 seniors, 3 juniors, 2 sophomores, 7 freshmen

SCOUTING CLEMSON

The Tigers enter Friday's matchup with a 7-3 overall record, having most recently posted a 69-41 win vs. Presbyterian earlier this week. Clemson is 6-1 in home games this season with its lone loss coming in a one-point decision against Alabama on Dec. 13. Three average double-figures led by senior forward Jaron Blossomgame's 16.3. He also pulls down 6.7 rebounds per game and is the team leader with 30.3 minutes per outing. Blossomgame led the Tigers with 14 points in last season's meeting vs. the Gamecocks. Clemson ranks fifth in the nation in opponent scoring average, as Tiger opponents average just 56.9 points per game. Clemson is also among national leaders in blocks per game at No. 17, paced by Landry Nnoko's 24 (2.4 per game), which ranks 26th nationally. The Tigers are led by head coach Brad Brownell in his sixth season.

GAMECOCK OFFENSE

South Carolina has scored at least 80 points in six of nine games this season, capped by its 92-point effort vs. Lipscomb. Last season, Carolina eclipsed the 80-point mark just four total times. Below is a quick look at where the Gamecocks rank in the SEC in a selection of offensive categories (through Dec. 16 games):

Scoring: 4th, 83.2 points per game (Auburn 1st with 87.1 per game)
FG Percentage: 7th, 46.2 percent (Vanderbilt 1st with 48.5 percent)
3-point FG Percentage: 4th, 39.6 percent (Arkansas 1st with 43.2 percent)
Rebounding Offense: 2nd, 41.7 per game (Florida 1st with 43.0 per game)
Offensive Rebounds: 3rd, 13.4 per game (Florida 1st with 14.9 per game)

BY THE NUMBERS

10 - Junior guard Justin McKie has 10 assists against zero turnovers this season.
+10.2 - South Carolina leads the SEC and ranks 17th in the nation with a +10.2 rebound margin. The Gamecocks have out-rebounded all of their opponents this season with the exception of USEF. Carolina out-rebounded Drexel 41-22 (+19) on Tuesday, its highest margin of the season.
12 - 12 opposing players have fouled out through Carolina's first nine games, and opponents are averaging 24.4 fouls committed this season. A deep bench has helped the Gamecocks avoid any DQs so far this season, with an average of 19.5 fouls per game.
9.9 - South Carolina has held a halftime lead in all nine games this season by an average of 9.9 points. Carolina's biggest lead at the half was a 31-point margin vs. USEF.
60.6 - Carolina hit 60.6 percent from the floor in the first half vs. USEF, including 46.2 percent from 3-point range. It marks the second-highest percentage in a half for the Gamecocks this season, as Carolina hit 63.3 percent in the first half of its 94-84 win vs. Hofstra at the Paradise Jam.
51 - Carolina's 51 rebounds vs. Western Carolina marked the most during the Frank Martin era, and the most since collecting 53 in an overtime contest vs. Western Kentucky on Nov. 27, 2010.
36 - South Carolina trailed for only 36 seconds in three games at the Paradise Jam, all against Hofstra. The Gamecocks have trailed in just two contests this season, Oral Roberts and vs. Hofstra.
48.4% - The Gamecocks shot 48.4 percent from the floor in three games at the Paradise Jam, led by senior forward Mindaugas Kacinas' 65.5 percent (19-29) at the event.
37 - South Carolina's 37 made shots vs. Hofstra were the most for the Gamecocks under the direction of Frank Martin and the most since posting 35 makes vs. Elon on Nov. 19, 2010.
3.0 - In the spring of 2015 the Gamecocks posted their fifth-straight semester of a 3.0 cumulative team GPA or higher.

SERIES VS. CLEMSON

South Carolina owns an 89-76 upperhand in the all-time series with Clemson, which dates back to a 39-18 Gamecock win on Feb. 6, 1913, in Columbia. The Tigers lead the series on their home court, 45-32, however. Over the last 10 games, the Tigers own a 7-3 record. Below is a breakdown of the last 10 meetings between the two schools:

CLEMSON (89-76)

H: 54-28; A: 32-45; N: 3-3

| | | | |
|-------------|---|-------|---|
| D. 3, 2005 | A | 63-82 | L |
| D. 2, 2006 | H | 53-74 | L |
| D. 1, 2007 | A | 74-85 | L |
| D. 30, 2008 | H | 87-98 | L |
| D. 6, 2009 | A | 61-72 | L |
| D. 5, 2010 | H | 64-60 | W |
| D. 4, 2011 | A | 58-55 | W |
| D. 2, 2012 | H | 55-64 | L |
| N. 17, 2013 | A | 57-71 | L |
| D. 19, 2014 | H | 68-45 | W |

CAROLINA TRENDS UNDER MARTIN

Gamecock trends under Frank Martin ...

- South Carolina is 32-27 when posting at least six made 3s in a game.
 - South Carolina posted nine made 3s in the season opener vs. Norfolk State, which matched the 2014-15 season high.
- South Carolina is 42-20 when scoring more points in the paint than its opponent.
 - The Gamecocks posted a season high 54 points in the paint vs. Lipscomb.
- South Carolina is 45-25 when holding its opponents to under 45 percent from the field.
 - South Carolina held Western Carolina to just 28.4 percent from the floor on Nov. 30.
- South Carolina is 41-25 when out-rebounding its opponent.
 - The Gamecocks hold a +10.2 rebound margin this season which leads the SEC and ranks 17th in the nation.

KACINAS EARNS SEC PLAYER OF THE WEEK

Senior Mindaugas Kacinas was named the SEC Player of the Week on Monday, Nov. 30, his second-career weekly honor, after earning Freshman of the Week honors in 2012. The forward from Klaipeda, Lithuania, averaged 13.0 points and 7.0 rebounds per game the previous week in helping to lead the Gamecocks to two victories vs. Tulsa and Lipscomb, extending their win streak to six games to start the season. Kacinas scored 11 points and pulled down eight rebounds en route to a place on the Paradise Jam All-Tournament Team when the Gamecocks defeated previously unbeaten Tulsa and he provided 15 points, hitting 7-of-10 attempts from the floor, while also pulling down six rebounds in the win vs. Lipscomb.

KACINAS SHINES AT PARADISE JAM

Senior forward Mindaugas Kacinas put together one of the best stretches of his career in the Garnet and Black in three games at the U.S. Virgin Islands Paradise Jam. Kacinas paced the Gamecocks with a career high 23 points in the opening-round win vs. DePaul, hitting career marks with 10 makes on 15 attempts at the free throw line. He followed with an 18-point, 5-rebound effort in the win vs. Hofstra, hitting 9-of-10 from the floor. He concluded tournament action as one of five Gamecocks in double figures with 11 and eight rebounds in the championship win vs. Tulsa. For the event, he averaged a team high 17.3 points per game.

CHATKEVICIUS' CAREER NIGHT

Senior forward Laimonas Chatkevicius was the star of Carolina's 84-66 win vs. Oral Roberts on Nov. 16, posting his first-career 20-point effort en route to a career best 27 points. He hit career marks with nine made field goals on 14 attempts, while also pulling down six rebounds. Chatkevicius has steadily improved his numbers during his time in the Garnet and Black. He averaged 4.4 and 4.8 points, respectively, as a freshman and sophomore, before nearly doubling that mark with 8.6 points and 5.2 rebounds per game last season.

KACINAS NOMINATED FOR NABC GOOD WORKS TEAM

Senior forward Mindaugas Kacinas is one of 257 nominees for the NABC Good Works Team, an award which shines a spotlight on student-athletes who have shown dedication to service in their communities. Kacinas has been involved in numerous community service projects during his time at South Carolina. He has visited Transitions, a shelter in Columbia that helps prepare meals for the homeless, assisted Ronald McDonald House with household chores as well as baking and making care packages for the families. He has participated in several food drives and basketball clinics and been involved with the Special Olympics on numerous occasions, running drills, helping with a basketball tournament and playing games with the Special Olympics athletes. Kacinas has spent time reading to children at local elementary schools, participated in the Make-A-Wish Foundation and joined his teammates for two consecutive years in projects for the "8K in 8 Days" campaign. Most recently, the team contributed to the community following the historic flooding in Columbia, visiting a local Red Cross Shelter to help make care packages for families in need.

EXHIBITION RECAP

South Carolina posted a 71-43 victory over Allen University in the team's lone exhibition game of the 2015-16 season. Junior guard Sindarius Thornwell paced all scorers with 17 points on 6-of-9 shooting, including three 3s. Senior forward Laimonas Chatkevicius was the only other scorer in double figures with 12, while he completed the double-double with 13 rebounds. Rookie forward Eric Cobb pulled down a game high 14 rebounds, while adding eight points in 23 minutes. Carolina won the rebounding battle 69-28, including 30 offensive boards.

THORNWELL NAMED TO PRESEASON SQUAD

The Southeastern Conference unveiled its 12th annual men's basketball coaches pre-season All-SEC teams prior to the start of the season, and it was announced that Carolina junior guard Sindarius Thornwell was named to the second team. It marks the second-straight season that Thornwell has garnered second-team preseason honors from the coaches. Thornwell scored 11.1 points per game last season, while he also pulled down a career high 4.9 rebounds and collected 1.3 steals per game.

SEC PRESEASON POLL

The SEC released its preseason poll for the upcoming 2016 league campaign prior to the start of the season. and it was announced that the Gamecocks were predicted to finish seventh by a panel of both SEC and national media members. It was the highest predicted finish for Carolina since the league combined its East and West Divisions into one beginning with the 2012 league season. The media predicted Kentucky to win the SEC in 2016, followed by Vanderbilt, Texas A&M, LSU, Georgia, Florida and the Gamecocks.

SEC TOURNAMENT

The SEC Men's Basketball Tournament returns to Bridgestone Arena in Nashville in 2016. It will be the sixth time that the arena has served as the host of the SEC Tournament, having also hosted in 2001, 2006, 2010, 2013 and 2015. Also the home of the NHL's Nashville Predators, Bridgestone Arena has the distinction of being one of the busiest venues in the United States over the past decade and a half, hosting more than 18 million guests during that time. Seating capacity is approximately 19,395 for basketball games. The winner of the 13-game tournament receives the SEC's automatic bid to the NCAA Tournament. The tournament seeds are determined by the 18-game conference schedule during the regular season. Teams are seeded 1-14 based on their regular season conference finish.

ROSTER BREAKDOWN

Returning Starters (4)

Michael Carrera
Laimonas Chatkevicius
Duane Notice
Sindarius Thornwell
**based on final game of 2014-15 season*

Returning Letterwinners (8)

Michael Carrera
Laimonas Chatkevicius
Mindaugas Kacinas
Justin McKie
Duane Notice
Brian Steele
Marcus Stroman
Sindarius Thornwell

Guards (9)

TeMarcus Blanton
PJ Dozier
Jamall Gregory
Justin McKie
Duane Notice
John Ragin
Brian Steele
Marcus Stroman
Sindarius Thornwell

Forwards (7)

Michael Carrera
Laimonas Chatkevicius
Eric Cobb
Raymond Doby
Jarrell Holliman
Mindaugas Kacinas
Chris Silva

By Height

Jamall Gregory (6-2)
Duane Notice (6-2)
John Ragin (6-2)
Marcus Stroman (6-2)
Justin McKie (6-4)
TeMarcus Blanton (6-5)
Michael Carrera (6-5)
Brian Steele (6-5)
Sindarius Thornwell (6-5)
Raymond Doby (6-6)
PJ Dozier (6-6)
Jarrell Holliman (6-7)
Mindaugas Kacinas (6-7)
Eric Cobb (6-9)
Chris Silva (6-9)
Laimonas Chatkevicius (6-11)

2015-16 SOUTH CAROLINA MEN'S BASKETBALL ROSTER

Alphabetical Roster

| No. | Name | Pos. | Ht. | Wt. | Cl. | Exp. | Hometown/High/Last School |
|-----|-----------------------|------|------|-----|------|------|---|
| 5 | TeMarcus Blanton | G | 6-5 | 215 | R-FR | HS | Locust Grove, Ga./Luella |
| 24 | Michael Carrera | F | 6-5 | 214 | SR | 3VL | Anzoátegui, Venezuela/Montrose Christian School |
| 14 | Laimonas Chatkevicius | F | 6-11 | 245 | SR | 3VL | Klaipeda, Lithuania/South Kent School |
| 23 | Eric Cobb | F | 6-9 | 296 | FR | HS | Jacksonville, Fla./St. Francis Academy (Maryland) |
| 2 | Raymond Doby | F | 6-6 | 233 | FR | HS | Cahokie, Ill./Montrose Christian/St. John's Northwestern Military Acad. (Wisconsin) |
| 15 | PJ Dozier | G | 6-6 | 200 | FR | HS | Columbia, S.C./Spring Valley |
| 4 | Jamall Gregory | G | 6-2 | 202 | FR | HS | Washington, D.C./Coolidge/Elev8 Institute (Florida) |
| 31 | Jarrell Holliman | F | 6-7 | 200 | R-SO | 1VL | Alpharetta, Ga./Alpharetta/Elmhurst College |
| 25 | Mindaugas Kacinas | F | 6-7 | 229 | SR | 3VL | Klaipeda, Lithuania/Word of Life Fire Traditional School |
| 20 | Justin McKie | G | 6-4 | 197 | JR | 2VL | Columbia, S.C./Irmo |
| 10 | Duane Notice | G | 6-2 | 218 | JR | 2VL | Woodbridge, Canada/St. Michael's/St. Thomas More (Oakdale, Conn.) |
| 21 | John Ragin | G | 6-2 | 177 | FR | HS | Eastover, S.C./Cardinal Newman |
| 30 | Chris Silva | F | 6-9 | 220 | FR | HS | Libreville, Gabon/Roselle (N.J.) Catholic |
| 35 | Brian Steele | F | 6-5 | 204 | SR | 3VL | Greenville, S.C./Wade Hampton School |
| 1 | Marcus Stroman | G | 6-2 | 185 | SO | 1VL | Columbia, S.C./Keenan |
| 0 | Sindarius Thornwell | G | 6-5 | 215 | JR | 2VL | Lancaster, S.C./Oak Hill Academy |

Numerical Roster

| No. | Name | Pos. | Ht. | Wt. | Cl. | Exp. | Hometown/High/Last School |
|-----|-----------------------|------|------|-----|------|------|---|
| 0 | Sindarius Thornwell | G | 6-5 | 215 | JR | 2VL | Lancaster, S.C./Oak Hill Academy |
| 1 | Marcus Stroman | G | 6-2 | 185 | SO | 1VL | Columbia, S.C./Keenan |
| 2 | Raymond Doby | F | 6-6 | 233 | FR | HS | Cahokie, Ill./Montrose Christian/St. John's Northwestern Military Acad. (Wisconsin) |
| 4 | Jamall Gregory | G | 6-2 | 202 | FR | HS | Washington, D.C./Coolidge/Elev8 Institute (Florida) |
| 5 | TeMarcus Blanton | G | 6-5 | 215 | R-FR | HS | Locust Grove, Ga./Luella |
| 10 | Duane Notice | G | 6-2 | 218 | JR | 2VL | Woodbridge, Canada/St. Michael's/St. Thomas More (Oakdale, Conn.) |
| 14 | Laimonas Chatkevicius | F | 6-11 | 245 | SR | 3VL | Klaipeda, Lithuania/South Kent School |
| 15 | PJ Dozier | G | 6-6 | 200 | FR | HS | Columbia, S.C./Spring Valley |
| 20 | Justin McKie | G | 6-4 | 197 | JR | 2VL | Columbia, S.C./Irmo |
| 21 | John Ragin | G | 6-2 | 177 | FR | HS | Eastover, S.C./Cardinal Newman |
| 23 | Eric Cobb | F | 6-9 | 296 | FR | HS | Jacksonville, Fla./St. Francis Academy (Maryland) |
| 24 | Michael Carrera | F | 6-5 | 214 | SR | 3VL | Anzoátegui, Venezuela/Montrose Christian School |
| 25 | Mindaugas Kacinas | F | 6-7 | 229 | SR | 3VL | Klaipeda, Lithuania/Word of Life Fire Traditional School |
| 30 | Chris Silva | F | 6-9 | 220 | FR | HS | Libreville, Gabon/Roselle (N.J.) Catholic |
| 31 | Jarrell Holliman | F | 6-7 | 200 | R-SO | 1VL | Alpharetta, Ga./Alpharetta/Elmhurst College |
| 35 | Brian Steele | F | 6-5 | 204 | SR | 3VL | Greenville, S.C./Wade Hampton School |

Head Coach: Frank Martin (Florida International, '93)

Associate Head Coach/Recruiting Coordinator: Matt Figger (Eastern Kentucky, '95)

Assistant Coach: Perry Clark (Gettysburg, '74)

Assistant Coach: Lamont Evans (Kansas State, '09)

Director of Basketball Operations: Andy Assaley (Cincinnati, '96)

Strength & Conditioning Coach: Scott Greenawalt (Muskingum College, '98)

Athletic Trainer: Mark Rodger (Buffalo, '01)

Video Coordinator: Patrick Schulte (Kansas State, '13)

Student-Athlete Development: Doug Edwards (Florida State, '07)

Special Assistant to the Head Coach: Jarett Gerald (South Carolina, '11)


Associate Media Relations Director: Emily Miles (Feeney) (Ball State, '03)

TOP RETURNING ...

Scorer..... Notice, 11.7 ppg
RebounderCarrera, 5.7 rpg
Assist Maker.....Stroman, 3.1 apg
FG Shooter *..... Kacinas, 56.1%
3-Point FG Shooter \$.....Notice, 36.3%
FT Shooter \$.....Notice, 79.1%
Shot Blocker.....Chatkevicius, 1.3 bpg
Steal Maker Thornwell, 1.3 spg

* at least 100 attempts

\$ at least 50 attempts



HEAD COACH FRANK MARTIN

HEAD COACH | NINTH SEASON OVERALL | 171-108 (.612) | FOURTH SEASON AT SOUTH CAROLINA | 54-54 (.500)

THE MARTIN FILE

COACHING

Experience

31st year

College Experience

16th season

College Head Coach Experience

9th season

Hire Date At Carolina

March 27, 2012

PERSONAL

Hometown

Miami, Fla.

Alma Mater

Florida International, 1993 (B.A. Physical Ed.)

Family

Wife, Anya

Children, Brandon, Amalia and Christian

COACHING RESUME

High School

Miami Senior High, 1985-93

Varsity Boys' Assistant Coach

Junior Varsity Boys' Head Coach

North Miami High, Head Coach, 1993-95

Miami Senior High, Head Coach, 1995-98

B.T. Washington High, Head Coach, 1999-2000

College Assistant Coach

Northeastern, 2000-04

Cincinnati, 2004-06

Kansas State, 2006-07

College Head Coach

Kansas State, 2007-12

South Carolina, 2012-present

Frank Martin was named the head men's basketball coach at the University of South Carolina on March 27, 2012, becoming the 32nd head coach in the history of the South Carolina program, which enters its 108th season as a varsity sport in 2015-16. Martin owns a 162-108 (.600) overall record as a head coach, entering his ninth season overall, and fourth season at South Carolina.

During his first season (2012-13) in Columbia, Martin led his squad to a 14-18 record, which included a 4-14 mark in SEC contests. The Garnet and Black captured the Hoops For Hope Classic tournament crown after posting a 4-0 record competing in the event with home victories over Milwaukee and Rider, before defeating Missouri State in overtime, and UALR in Puerto Vallarta, Mexico, over the Thanksgiving holiday. Freshman forward Michael Carrera was honored after the conclusion of the regular season with selection to the 2013 SEC All-Freshman Team, as voted on by the league's head coaches. During the spring of 2013, the Gamecock coaching staff signed seven freshmen, while welcoming Villanova transfer Ty Johnson to the team, a recruiting class which ranked No. 23 in the nation according to ESPN.com.

Martin's second season (2013-14) leading the Gamecocks saw the squad win four of its final six games of the year, including two games in the SEC Tournament, marking the first Tournament wins for the Gamecocks since the 2008 campaign. Martin and his staff put together a non-conference schedule that challenged his team to prepare for the rigors of the SEC campaign. The Gamecocks posted several quality victories, including a win versus Saint Mary's at the Hawaiian Airlines Diamond Head Classic in December, and home victories versus Alabama, Vanderbilt and No. 17 Kentucky to name a few.

Martin tutored his second SEC All-Freshman Team honoree in as many seasons, as rookie guard Sindarius Thornwell led all freshmen in the SEC in league games in points (15.6) and assists (4.0) to earn a spot on the postseason team. Thornwell also gar-

nered three SEC Freshman of the Week awards, and was named the Feb. 18 Wayman Tisdale National Freshman of the Week.

South Carolina put together a 9-3 non-conference record in 2014-15, entering SEC play receiving votes in both the Coaches and AP Top 25 polls for the first time since 2006 and 2009, respectively. Martin led his Gamecocks to a thrilling upset win over No. 9/9 Iowa State at the Barclays Center in Brooklyn, N.Y., on Jan. 3, marking Carolina's first win over a top-10 opponent since the 2009-10 campaign. The Gamecocks ranked as high as fourth in the nation in opponent field goal percentage during the season, and finished the campaign holding opponents to just 38.7 percent from the field, which ranked 13th nationally. Sophomore guards Duane Notice and Sindarius Thornwell each picked up an SEC Player of the Week honor during the campaign, and for the second-straight season, the Gamecocks won four of their final six games and won two contests in the SEC Tournament, advancing to the quarterfinal round.

Carolina posted a final record of 17-16 for the 2014-15 campaign, which marked the first winning season for the squad since the 2008-09 season, while Carolina's six SEC wins marked the highest since 2010 as well. Martin also announced during the summer, that his team had completed its fifth-straight semester with a cumulative team GPA of 3.0 or above in the spring. For its classroom achievements, South Carolina was honored with the NABC's Team Academic Excellence Award, the only SEC team to be named to the list. Individually, three Gamecocks were named to the NABC Honors Court, in juniors Laimonas Chatkevicius and Mindaugas Kacinas, and senior, Austin Constable, who was on his second Honors Court list. South Carolina saw 12 student-athletes named to the SEC Winter Academic, and the SEC First-Year Academic Honor Rolls for the year.

MARTIN'S CAREER RECORD, YEAR-BY-YEAR

| YEAR | RECORD | CONFERENCE (FINISH) | POSTSEASON |
|---------------|-----------------------|---------------------|----------------------------------|
| 2007-08 | 21-12 | 10-6 (3rd) | 1-1; NCAA Tournament 2nd Round |
| 2008-09 | 22-12 | 9-7 (t4th) | 1-1; NIT |
| 2009-10 | 29-8 | 11-5 (t2nd) | 3-1; NCAA Tournament Elite Eight |
| 2010-11 | 23-11 | 10-6 (t3rd) | 1-1; NCAA Tournament Third Round |
| 2011-12 | 22-11 | 10-8 (5th) | 1-1; NCAA Tournament Third Round |
| 2012-13 | 14-18 | 4-14 (t12th) | - |
| 2013-14 | 14-20 | 5-13 (13th) | - |
| 2014-15 | 17-16 | 6-12 (t11th) | - |
| 2015-16 | 9-0 | - | - |
| Totals | 171-108 (.612) | 65-71 (.477) | 7-5 (.583)/4 NCAA/1 NIT |

GAMECOCKS' RECORD WHEN ...

| | |
|--|-----|
| At home | 6-0 |
| On the road | 0-0 |
| At neutral sites | 3-0 |
| In overtime | 0-0 |
| vs. Top 25 team | 0-0 |
| vs. Top 10 team | 0-0 |
| vs. Top 3 team | 0-0 |
| Leading at half | 9-0 |
| Trailing at half | 0-0 |
| Tied at half | 0-0 |
| Shooting 50% or better | 4-0 |
| Shooting between 39-49% | 5-0 |
| Shooting less than 39% | 0-0 |
| Opp. shooting 50% or better | 1-0 |
| Opp. shooting between 39-49% | 4-0 |
| Opp. shooting less than 39% | 4-0 |
| Shooting better than opp. | 8-0 |
| Shooting worse than/equal to opp. | 1-0 |
| Starters out-score opp. starters | 8-0 |
| Opp. starters score/equal more | 1-0 |
| Bench out-scores opp. bench | 6-0 |
| Opp. bench scores/equals more | 3-0 |
| Having more FTs than opp. | 8-0 |
| Having equal/less FTs than opp. | 1-0 |
| Have more TOs than opp. | 1-0 |
| Having equal/less TOs than opp. | 8-0 |
| Having more rebounds than opp. | 8-0 |
| Having equal/less rebounds than opp. | 1-0 |
| Making 6 or more 3FGs | 6-0 |
| Having 15 or more assists | 3-0 |
| Score more points in paint than opp. | 9-0 |
| Scoring equal/less points in paint than opp. | 0-0 |
| Scoring more points off TOs than opp. | 7-0 |
| Scoring equal/less points off TOs than opp. | 2-0 |
| Scoring more 2nd-chance points than opp. | 7-0 |
| Scoring equal/less 2nd-chance points than opp. | 2-0 |
| Scoring more fast break points than opp. | 7-0 |
| Scoring equal/less fast break points than opp. | 2-0 |
| Wearing white uniforms | 8-0 |
| Wearing Garnet uniforms | 1-0 |
| Wearing Black uniforms | 0-0 |
| Playing on live TV/live broadcast | 9-0 |
| Playing in November | 7-0 |
| Playing in December | 2-0 |
| Playing in January | 0-0 |
| Playing in February | 0-0 |
| Playing in March | 0-0 |
| Playing a day-game | 2-0 |
| Playing a night-game | 7-0 |
| Playing on Sunday | 1-0 |
| Playing on a Monday | 3-0 |
| Playing on a Tuesday | 1-0 |
| Playing on a Wednesday | 0-0 |
| Playing on a Thursday | 0-0 |
| Playing on a Friday | 2-0 |
| Playing on a Saturday | 2-0 |
| Scoring margin is 5 points or less | 0-0 |
| Margin is between 6-10 | 1-0 |
| Margin is between 11-20 | 6-0 |
| Margin is more than 20 | 2-0 |
| Scoring 59 points or less | 0-0 |
| Scoring 60-69 points | 0-0 |
| Scoring 70-79 points | 3-0 |
| Scoring 80-89 points | 4-0 |
| Scoring 90-99 points | 2-0 |
| Scoring 100+ points | 0-0 |

MISCELLANEOUS

| | |
|----------------------|----|
| Current streak | W9 |
| Home court streak | W6 |
| Away streak | - |
| Neutral court streak | W3 |

2015-16 SUPERLATIVES

(*tied for team lead also included*)

| Scoring Leaders | '15-16 | Career |
|-----------------------|--------|--------|
| Sindarius Thornwell | 1 | 23 |
| Duane Notice | 1 | 13 |
| Michael Carrera | 1 | 13 |
| Laimonas Chatkevicius | 3 | 6 |
| Mindaugas Kacinas | 3 | 6 |
| PJ Dozier | 1 | 1 |

| Rebounding Leaders | '15-16 | Career |
|---------------------|--------|--------|
| Michael Carrera | 2 | 42 |
| Sindarius Thornwell | 2 | 24 |
| Mindaugas Kacinas | 2 | 23 |
| Chris Silva | 4 | 4 |
| PJ Dozier | 1 | 1 |

| Assists Leaders | '15-16 | Career |
|---------------------|--------|--------|
| Sindarius Thornwell | 4 | 28 |
| Duane Notice | 1 | 25 |
| Marcus Stroman | 1 | 12 |
| PJ Dozier | 2 | 2 |
| Michael Carrera | 1 | 1 |
| Justin McKie | 1 | 1 |

| Blocks Leaders | '15-16 | Career |
|-----------------------|--------|--------|
| Laimonas Chatkevicius | 3 | 38 |
| Mindaugas Kacinas | 1 | 18 |
| Chris Silva | 4 | 4 |
| PJ Dozier | 2 | 2 |

| Steals Leaders | '15-16 | Career |
|-----------------------|--------|--------|
| Sindarius Thornwell | 3 | 25 |
| Michael Carrera | 1 | 16 |
| Mindaugas Kacinas | 1 | 14 |
| Duane Notice | 3 | 13 |
| Laimonas Chatkevicius | 1 | 8 |
| Marcus Stroman | 2 | 7 |
| PJ Dozier | 3 | 3 |
| Chris Silva | 1 | 1 |

| Double-Figure Scoring | '15-16 | Career |
|-----------------------|--------|--------|
| Sindarius Thornwell | 8 | 52 |
| Duane Notice | 6 | 39 |
| Michael Carrera | 6 | 31 |
| Laimonas Chatkevicius | 5 | 25 |
| Mindaugas Kacinas | 6 | 20 |
| PJ Dozier | 4 | 4 |
| Chris Silva | 1 | 1 |

| 20+ points | '15-16 | Career |
|-----------------------|--------|--------|
| Mindaugas Kacinas | 2 | 2 |
| Laimonas Chatkevicius | 1 | 1 |

| 30+ points | '15-16 | Career |
|------------|--------|--------|
| - | - | - |

| Double-Figure Rebounding | '15-16 | Career |
|--------------------------|--------|--------|
| Mindaugas Kacinas | 2 | 13 |
| Sindarius Thornwell | 1 | 4 |
| Chris Silva | 1 | 1 |

| 5+ assists | '15-16 | Career |
|---------------------|--------|--------|
| Sindarius Thornwell | 4 | 12 |
| Duane Notice | 1 | 12 |
| PJ Dozier | 1 | 1 |
| Justin McKie | 1 | 1 |

| 3+ steals | '15-16 | Career |
|---------------------|--------|--------|
| Sindarius Thornwell | 2 | 9 |
| Michael Carrera | 1 | 6 |
| Duane Notice | 1 | 4 |
| Marcus Stroman | 1 | 2 |
| PJ Dozier | 2 | 2 |

| 2+ blocks | '15-16 | Career |
|-----------------------|--------|--------|
| Laimonas Chatkevicius | 2 | 25 |
| Michael Carrera | 2 | 21 |
| Mindaugas Kacinas | 1 | 15 |
| Chris Silva | 5 | 5 |
| PJ Dozier | 1 | 1 |

| Double-Doubles | '15-16 | Career |
|---------------------|--------|--------|
| Mindaugas Kacinas | 2 | 5 |
| Sindarius Thornwell | 1 | 4 |

| Clutch Free Throws (under 5 min/OT) | | |
|-------------------------------------|--------------|-------------|
| | FT-FTA | FT% |
| Chris Silva | 2-2 | 1.000 |
| Marcus Stroman | 2-2 | 1.000 |
| TeMarcus Blanton | 2-2 | 1.000 |
| Michael Carrera | 8-10 | .800 |
| Mindaugas Kacinas | 3-4 | .750 |
| Laimonas Chatkevicius | 5-8 | .625 |
| Sindarius Thornwell | 5-8 | .625 |
| Jamall Gregory | 1-2 | .500 |
| Totals | 27-36 | .750 |

| Dunks | '15-16 |
|-----------------------|--------|
| Chris Silva | 7 |
| Laimonas Chatkevicius | 4 |
| Michael Carrera | 4 |
| Mindaugas Kacinas | 2 |
| PJ Dozier | 2 |
| Duane Notice | 2 |
| Jamall Gregory | 1 |

| Miscellaneous | |
|------------------------------|---|
| Largest Halftime Lead | |
| SC | 31, vs. USF, Dec. 5, 2015 |
| Opp | - |
| Smallest Halftime Lead | |
| SC | 3, vs. Oral Roberts, Nov. 16, 2015 |
| Opp | - |
| Fewest Points In First Half | |
| SC | 30, vs. Oral Roberts, Nov. 16, 2015 |
| Opp | 28, 3x, last, Drexel, Dec. 15, 2015 |
| Most Points In First Half | |
| SC | 53, vs. USF, Dec. 5, 2015 |
| Opp | 51, Lipscomb, Nov. 27, 2015 |
| Fewest Points In Second Half | |
| SC | 39, twice, last, vs. WCU, Nov. 30, 2015 |
| Opp | 25, WCU, Nov. 30, 2015 |
| Most Points In Second Half | |
| SC | 51, vs. Oral Roberts, Nov. 16, 2015 |
| Opp | 46, Tulsa, Nov. 23, 2015 |
| Most Points in Overtime | |
| SC | - |
| Opp | - |
| Largest Margin of Victory | |
| SC | 25, vs. Drexel, Dec. 15, 2015 |
| Opp | - |
| Smallest Margin of Victory | |
| SC | 10, vs. Hofstra, Nov. 22, 2015 |
| Opp | - |

2015-16 GAME BY GAME COMPARISON

| | Date | Result | FG-A | Pct | 3FG-A | Pct | FT-A | Pct | O-D-Total | PF | Pts | A | TO | Blk | Std | Min | Half |
|------------------|---------------|----------|-------|------|-------|------|-------|-------|-----------|----|-----|----|----|-----|-----|-----|------|
| Norfolk State % | | | 19-56 | .339 | 11-28 | .393 | 20-23 | .870 | 12-23-35 | 35 | 69 | 12 | 18 | 3 | 7 | 200 | 34 |
| South Carolina | Nov. 14, 2015 | W, 84-69 | 23-59 | .390 | 9-22 | .409 | 29-42 | .690 | 19-27-46 | 19 | 84 | 15 | 13 | 4 | 9 | 200 | 40 |
| Oral Roberts | | | 22-51 | .431 | 4-14 | .286 | 18-23 | .783 | 4-24-28 | 23 | 66 | 7 | 13 | 5 | 3 | 200 | 30 |
| South Carolina | Nov. 16, 2015 | W, 84-66 | 29-73 | .397 | 7-21 | .333 | 19-27 | .704 | 19-25-44 | 22 | 84 | 14 | 6 | 4 | 5 | 200 | 33 |
| DePaul \$ | | | 19-52 | .365 | 3-14 | .214 | 20-31 | .645 | 10-23-33 | 27 | 61 | 9 | 15 | 2 | 4 | 200 | 28 |
| South Carolina | Nov. 20, 2015 | W, 76-61 | 24-60 | .400 | 5-13 | .385 | 23-34 | .676 | 16-27-43 | 27 | 76 | 11 | 12 | 4 | 5 | 200 | 37 |
| Hofstra \$ | | | 28-55 | .509 | 17-34 | .500 | 11-17 | .647 | 6-17-23 | 21 | 84 | 16 | 14 | 2 | 2 | 200 | 39 |
| South Carolina | Nov. 22, 2015 | W, 94-84 | 37-68 | .544 | 5-9 | .556 | 15-23 | .652 | 18-23-41 | 18 | 94 | 16 | 9 | 5 | 4 | 200 | 46 |
| Tulsa \$ | | | 24-54 | .444 | 5-16 | .313 | 22-31 | .710 | 8-23-31 | 25 | 75 | 9 | 15 | 0 | 4 | 200 | 29 |
| South Carolina | Nov. 23, 2015 | W, 83-75 | 27-54 | .500 | 7-14 | .500 | 22-28 | .786 | 6-28-34 | 25 | 83 | 12 | 13 | 2 | 7 | 200 | 38 |
| Lipscomb | | | 27-68 | .397 | 13-35 | .371 | 9-14 | .643 | 10-19-29 | 24 | 76 | 18 | 18 | 3 | 8 | 200 | 40 |
| South Carolina | Nov. 27, 2015 | W, 92-76 | 34-66 | .515 | 5-19 | .263 | 19-27 | .704 | 12-31-43 | 19 | 92 | 24 | 17 | 7 | 12 | 200 | 51 |
| Western Carolina | | | 19-67 | .284 | 11-32 | .344 | 4-4 | 1.000 | 12-24-36 | 17 | 53 | 13 | 20 | 3 | 10 | 200 | 28 |
| South Carolina | Nov. 30, 2015 | W, 76-53 | 26-63 | .413 | 8-18 | .444 | 16-25 | .640 | 17-34-51 | 12 | 76 | 14 | 19 | 7 | 10 | 200 | 37 |
| USF | | | 24-68 | .353 | 2-15 | .133 | 13-22 | .591 | 20-26-46 | 20 | 63 | 9 | 19 | 6 | 8 | 200 | 22 |
| South Carolina | Dec. 5, 2015 | W, 81-63 | 29-61 | .475 | 7-21 | .333 | 16-25 | .640 | 6-26-32 | 15 | 81 | 14 | 12 | 6 | 12 | 200 | 53 |
| Drexel | | | 19-55 | .345 | 7-17 | .412 | 9-19 | .474 | 6-16-22 | 28 | 54 | 11 | 13 | 2 | 3 | 200 | 28 |
| South Carolina | Dec. 15, 2015 | W, 79-54 | 25-46 | .543 | 6-12 | .500 | 23-39 | .590 | 8-33-41 | 19 | 79 | 14 | 15 | 9 | 6 | 200 | 32 |

% - Paradise Jam (Columbia, S.C.) | \$ - Paradise Jam (St. Thomas, USVI)



SOUTH CAROLINA GAMECOCKS

OVERALL: 9-0; SEC: 0-0; HOME: 6-0; AWAY: 0-0; NEUTRAL: 3-0

| DATE | OPP. | W/L | SCORE | RECORD (SEC) | POINTS | REBOUNDS | ASSISTS | BLOCKS | STEALS | ATTENDANCE |
|------------|------------------|-----|-------|--------------|-----------------------|----------------------|-------------------|------------------|----------------------|---------------|
| 11/14/15 % | Norfolk State % | W | 84-69 | 1-0 (0-0) | Thornwell/Notice (14) | Silva (9) | Dozier/Notice (3) | Silva (2) | Thornwell/Dozier (3) | 10,623 (paid) |
| 11/16/15 | Oral Roberts | W | 84-66 | 2-0 (0-0) | Chatkevicius (27) | Kacinas (13) | Thornwell (7) | Dozier (2) | Notice (2) | 9,640 (paid) |
| 11/20/15 | vs. DePaul \$ | W | 76-61 | 3-0 (0-0) | Kacinas (23) | Thornwell (10) | Carrera (4) | Kacinas (2) | Dozier/Thornwell (2) | 1,601 |
| 11/22/15 | vs. Hofstra \$ | W | 94-84 | 4-0 (0-0) | Kacinas (18) | Thornwell/Dozier (9) | Thornwell (6) | Chatkevicius (3) | 4 with 1 | 1,715 |
| 11/23/15 | vs. Tulsa \$ | W | 83-75 | 5-0 (0-0) | Chatkevicius (17) | Carrera (9) | Dozier (4) | 2 with 1 | Thornwell (5) | 2,002 |
| 11/27/15 | Lipscomb | W | 92-76 | 6-0 (0-0) | Chatkevicius (17) | Silva (7) | Thornwell (6) | Silva (2) | Carrera/Notice (3) | 8,793 (paid) |
| 11/30/15 | Western Carolina | W | 76-53 | 7-0 (0-0) | Kacinas (20) | Kacinas/Silva (11) | McKie (4) | Silva (2) | Stroman (4) | 8,957 (paid) |
| 12/5/15 | USF | W | 81-63 | 8-0 (0-0) | Carrera (19) | Carrera (7) | Stroman (3) | Silva (3) | Dozier (4) | 10,721 (paid) |
| 12/15/15 | Drexel | W | 79-54 | 9-0 (0-0) | Dozier (16) | Silva (7) | Thornwell (5) | Chatkevicius (3) | Silva (2) | 8,481 (paid) |

% - Paradise Jam (Columbia, S.C.) | \$ - Paradise Jam (St. Thomas, USVI)

2015-16 GAME-BY-GAME STARTING LINEUPS

| OPPONENT, RESULT | GUARD | GUARD | FORWARD | FORWARD | FORWARD |
|---------------------|--------|-----------|---------|---------|--------------|
| Norfolk State, W | Dozier | Thornwell | Carrera | Kacinas | Chatkevicius |
| Oral Roberts, W | Dozier | Thornwell | Carrera | Kacinas | Chatkevicius |
| DePaul, W | Dozier | Thornwell | Carrera | Kacinas | Chatkevicius |
| Hofstra, W | Dozier | Thornwell | Carrera | Kacinas | Chatkevicius |
| Tulsa, W | Dozier | Thornwell | Carrera | Kacinas | Chatkevicius |
| Lipscomb, W | Dozier | Thornwell | Carrera | Kacinas | Chatkevicius |
| Western Carolina, W | Dozier | Thornwell | Carrera | Kacinas | Chatkevicius |
| USF, W | Dozier | Thornwell | Carrera | Kacinas | Chatkevicius |
| Drexel, W | Dozier | Thornwell | Carrera | Kacinas | Chatkevicius |

LAST SEASON VS. CLEMSON

GAME #9 - SOUTH CAROLINA 68, CLEMSON 45
DEC. 19, 2014/COLONIAL LIFE ARENA

COLUMBIA, S.C. - Emboldened by a raucous crowd of over 11,000 fans, the South Carolina Gamecocks (6-3) earned a big win over archrival Clemson (6-4) Friday evening at Colonial Life Arena. Duane Notice would score 14 of his game-high 19 points over the final 20 minutes, helping Carolina turn a two-point halftime deficit into a 68-45 win. The sophomore guard would nearly match the entire offensive output of the Tigers, who as a team made just five field goals and scored 15 points in the second half.

With Clemson holding a 30-28 lead coming out of halftime, the two teams traded possessions and were knotted at 35 after a 3 from Clemson's Jaron Blossomgame with 15:09 to play. That would be the visiting side's final field goal made over the next ten minutes, as the Gamecocks embarked on a 26-2 run in that span to put the game away. A barrage of 3-pointers from the Carolina guards sparked the streak, with Notice making two and Sindarius Thornwell adding another that ballooned the lead into double digits and forced a timeout with ten minutes to play.

Free throws from both Demetrius Henry and Tyrone Johnson and a lay-up from Johnson continued the run for the Gamecocks, as the Tigers scored just two points the middle eight minutes of the half. Notice connected for his career-high fifth 3 of the contest with 4:33 remaining to put the Carolina lead at 64-39.

After connecting on just 1-of-9 attempts from deep in the first half, the Gamecocks would hit on 6-of-13 in the second half. Four would come from Notice alone. On the defensive end, South Carolina would limit the opposition to 1-of-11 from long range.

In the opening half it was a game of runs, with the Gamecocks opening with a 10-0 run to take an early 16-7 advantage, holding the Tigers scoreless for nearly six minutes. Notice hit Carolina's first 3 of the game near the nine-minute mark to push the lead to 10 at 19-9. A make at the foul line from Thornwell pushed the lead to 11, but the Tigers responded with a 10-0 run of their own to pull within one at 20-19 with 5:20 to play in the half, forcing a Carolina timeout.

Johnson collected his sixth assist of the half near the three-minute mark on a nifty pass and lay-in under the basket from Mindaugas Kacinas to put the Carolina lead at four. A jumper from Rod Hall with just seven seconds left in the half gave the Tigers their first lead since early in the half, and Clemson held a two-point advantage at 30-28 at the break.

Clemson scored 14 points off of eight Gamecock turnovers in the first half, compared to just four Carolina points off of seven Tiger giveaways. Laimonas Chatkevicius led the Gamecocks with eight points in the opening set, while Henry and Kacinas added six apiece. After allowing the Tigers to score nearly half of their points directly off turnovers in the first half, the Gamecocks would turn the ball over just four times in the second half and kept the Tigers scoreless off them.

With the defensive effort in the second half by Carolina, the Tigers would make just 17.9 percent of its 28 attempts and ended the game at 29.8 percent. It marks the third straight game where an opponent has not been able to crack the 30 percent mark in a game. The 23-point win is the program's largest in the storied rivalry since a 28-point margin in 1971 and it is the biggest win by either side since 1994.

GAME #9



Official Basketball Box Score - Game Totals - Final Statistics
Clemson vs South Carolina
12/19/14 7 p.m. ET at Columbia, S.C. (Colonial Life Arena)

Clemson 45 • 6-4

| # | Player | Total | | 3-Ptr | | Rebounds | | PF | TP | A | T | Blk | Stl | Min | |
|----|--------------------|-------|-------|-------|------|----------|-----|----|----|----|---|-----|-----|-----|-----|
| | | FG | FGA | FG | FGA | Off | Def | | | | | | | | Tot |
| 05 | BLOSSOMGAME, Jaron | f | 5-10 | 1-1 | 3-3 | 1 | 4 | 5 | 2 | 14 | 1 | 1 | 0 | 2 | 34 |
| 15 | GRANTHAM, Donte | f | 3-8 | 1-2 | 0-0 | 2 | 2 | 4 | 2 | 7 | 0 | 3 | 1 | 2 | 28 |
| 35 | NOKO, Landry | c | 0-1 | 0-0 | 0-0 | 0 | 1 | 1 | 4 | 0 | 0 | 1 | 0 | 0 | 10 |
| 12 | HALL, Rod | g | 1-8 | 0-1 | 0-2 | 2 | 2 | 4 | 0 | 2 | 3 | 5 | 0 | 0 | 29 |
| 21 | HARRISON, Damarcus | g | 4-11 | 2-7 | 0-1 | 0 | 1 | 1 | 2 | 10 | 1 | 0 | 2 | 0 | 28 |
| 00 | ROOKS, Patrick | g | 0-3 | 0-2 | 0-0 | 0 | 0 | 0 | 0 | 0 | 0 | 0 | 0 | 0 | 1 |
| 01 | AJUKWA, Austin | g | 1-3 | 0-1 | 0-1 | 1 | 1 | 2 | 2 | 2 | 0 | 2 | 0 | 0 | 13 |
| 19 | DeVOE, Gabe | g | 0-1 | 0-1 | 0-0 | 0 | 0 | 0 | 0 | 0 | 0 | 0 | 0 | 0 | 4 |
| 29 | ROPER, Jordan | g | 0-7 | 0-3 | 4-4 | 0 | 2 | 2 | 1 | 4 | 2 | 0 | 0 | 0 | 19 |
| 33 | SMITH, Josh | g | 1-2 | 0-0 | 0-1 | 1 | 1 | 2 | 2 | 2 | 0 | 1 | 0 | 0 | 10 |
| 44 | McGILLAN, Riley | g | 0-0 | 0-0 | 0-0 | 0 | 0 | 0 | 0 | 0 | 0 | 0 | 0 | 0 | 2 |
| 50 | DJITTE, Sidy | g | 2-3 | 0-0 | 0-0 | 3 | 3 | 6 | 5 | 4 | 0 | 0 | 2 | 2 | 22 |
| | Team | | 1 | 3 | 4 | | | | | | | | | | |
| | Totals | | 17-57 | 4-18 | 7-12 | 11 | 20 | 31 | 20 | 45 | 7 | 13 | 5 | 9 | 200 |

| | | | | | | | | | | |
|-----------------|-------|-------|-----------|------|-------|-------|-------|-------|----------|---|
| FG % 1st Half: | 12-29 | 41.4% | 2nd half: | 5-28 | 17.9% | Game: | 17-57 | 29.8% | Deadball | |
| 3FG % 1st Half: | 3-7 | 42.9% | 2nd half: | 1-11 | 9.1% | Game: | 4-18 | 22.2% | Rebounds | 1 |
| FT % 1st Half: | 3-4 | 75.0% | 2nd half: | 4-8 | 50.0% | Game: | 7-12 | 58.3% | | |

South Carolina 68 • 6-3

| # | Player | Total | | 3-Ptr | | Rebounds | | PF | TP | A | T | Blk | Stl | Min | |
|----|----------------------|-------|-------|-------|-------|----------|-----|----|----|----|----|-----|-----|-----|-----|
| | | FG | FGA | FG | FGA | Off | Def | | | | | | | | Tot |
| 14 | CHATKEVICIUS, L. | f | 6-8 | 0-1 | 0-0 | 1 | 1 | 2 | 3 | 12 | 1 | 1 | 3 | 2 | 28 |
| 21 | HENRY, Demetrius | f | 3-4 | 0-1 | 2-2 | 1 | 4 | 5 | 4 | 8 | 1 | 2 | 2 | 0 | 16 |
| 00 | THORNWELL, Sindarius | g | 1-5 | 1-4 | 3-4 | 0 | 7 | 7 | 2 | 6 | 2 | 0 | 0 | 0 | 26 |
| 04 | JOHNSON, Tyrone | g | 1-4 | 0-2 | 2-2 | 0 | 1 | 1 | 0 | 4 | 9 | 2 | 0 | 0 | 27 |
| 10 | NOTICE, Duane | g | 7-15 | 5-9 | 0-0 | 1 | 3 | 4 | 1 | 19 | 1 | 3 | 1 | 1 | 31 |
| 01 | STROMAN, Marcus | g | 0-2 | 0-1 | 2-6 | 0 | 3 | 3 | 1 | 2 | 2 | 2 | 0 | 0 | 19 |
| 15 | THEUS JR., Reggie | g | 0-0 | 0-0 | 0-0 | 0 | 0 | 0 | 0 | 0 | 0 | 0 | 0 | 0 | 2 |
| 20 | MCKIE, Justin | g | 1-5 | 1-4 | 2-2 | 0 | 2 | 2 | 1 | 5 | 0 | 0 | 0 | 1 | 14 |
| 24 | CARRERA, Michael | g | 2-3 | 0-0 | 2-2 | 3 | 3 | 6 | 2 | 6 | 0 | 2 | 1 | 0 | 10 |
| 25 | KACINAS, Mindaugas | g | 2-4 | 0-0 | 2-2 | 1 | 4 | 5 | 0 | 6 | 1 | 0 | 0 | 1 | 25 |
| 35 | STEELE, Brian | g | 0-0 | 0-0 | 0-0 | 0 | 0 | 0 | 0 | 0 | 0 | 0 | 0 | 0 | 2 |
| | Team | | 1 | 4 | 5 | | | | | | | | | | |
| | Totals | | 23-50 | 7-22 | 15-20 | 8 | 32 | 40 | 14 | 68 | 17 | 12 | 7 | 7 | 200 |

| | | | | | | | | | | |
|-----------------|-------|-------|-----------|-------|-------|-------|-------|-------|----------|----|
| FG % 1st Half: | 11-26 | 42.3% | 2nd half: | 12-24 | 50.0% | Game: | 23-50 | 46.0% | Deadball | |
| 3FG % 1st Half: | 1-9 | 11.1% | 2nd half: | 6-13 | 46.2% | Game: | 7-22 | 31.8% | Rebounds | 41 |
| FT % 1st Half: | 5-6 | 83.3% | 2nd half: | 10-14 | 71.4% | Game: | 15-20 | 75.0% | | |

Officials: Tony Greene, Joe Lindsey, Roger Ayers
 Technical fouls: Clemson-None, South Carolina-None.
 Attendance: 11992

| Score by periods | 1st | 2nd | Total |
|------------------|-----|-----|-------|
| Clemson | 30 | 15 | 45 |
| South Carolina | 28 | 40 | 68 |

| | In | Off | 2nd | Fast | Bench |
|--------|-------|-----|--------|-------|-------|
| Points | Paint | T/O | Chance | Break | |
| CU | 29 | 14 | 13 | 2 | 12 |
| SC | 28 | 13 | 10 | 7 | 19 |

Last FG - CU 2nd-01:16, SC 2nd-03:42.
 Largest lead - CU by 2 1st-18:36, SC by 28 2nd-03:42.
 CU led for 02:35, SC led for 32:36, Game was tied for 04:40.

Score tied - 4 times.
 Lead changed - 7 times.

GAME #10 - AT CLEMSON - FRIDAY, DEC. 18, 2015 - GAMECOCK BASKETBALL

EXHIB. - CAROLINA 71, ALLEN 43
NOV. 8, 2015/COLONIAL LIFE ARENA

COLUMBIA, S.C. - The South Carolina men's basketball team held its lone exhibition game of the 2015-16 season on Sunday at Colonial Life Arena, posting a 71-43 win over Allen University. The Gamecocks jumped out to an early 17-4 lead thanks to a strong defensive effort, which held Allen scoreless for the first 5:59 of the contest. The Gamecocks held a 36-21 advantage at the break, stretching the lead to 20 in the second half on their way to the win.

At halftime of the contest, both teams remained on the court and the nine victims of the Emanuel AME Church shooting and their families were honored in a ceremony at mid-court. Nine people were killed during a Bible study session at the Emanuel AME Church in Charleston on June 17, 2015.

Carolina jumped on the Yellow Jackets early, scoring the game's first 12 points capped off by an Eric Cobb layup. Allen, however, wouldn't go away, and a 3-pointer by Latroy Strong cut the lead to 27-19 with 6:03 to go in the half. The Gamecocks would regroup and close the half on a 9-2 run, holding Allen scoreless for the final 3:54 to establish their lead at the break.

A four-point play by junior guard Sindarius Thornwell early in the second half pushed the lead to 20 and the Gamecocks never looked back. South Carolina forced 21 Allen turnovers and held the Yellow Jackets to 27.1 percent from the floor. Carolina also dominated the boards 69-28, with three Gamecocks pulling down double-figure rebounds, led by Cobb's 14.

Thornwell led all scorers with 17 points on 6-of-9 shooting, including 3-of-6 from 3-point range, while senior forward Laimonas Chatkevicius notched a double-double with 12 points and 13 rebounds. Cobb added eight points and Marcus Stroman dished out five assists to lead the team.

EXHIBITION

Official Basketball Box Score - Game Totals - Final Statistics
Allen University vs South Carolina
11/8/15 4 p.m. ET at Columbia, S.C. (Colonial Life Arena)

Allen University 43 • 2-2

| # | Player | Total | | 3-Ptr | | Rebounds | | PF | TP | A | TO | Blk | Stl | Min | |
|--------|------------------|-------|-------|-------|------|----------|-----|----|----|----|----|-----|-----|-----|-----|
| | | FG | FGA | FG | FGA | FT | FTA | | | | | | | | Off |
| 11 | MARSHALL, Donald | f | 2-11 | 2-10 | 1-4 | 0 | 5 | 5 | 1 | 7 | 0 | 2 | 4 | 1 | 36 |
| 33 | WADE, Sherod | f | 1-7 | 0-2 | 0-3 | 1 | 5 | 6 | 4 | 2 | 1 | 5 | 0 | 2 | 31 |
| 24 | MCCORD, Derrick | f | 1-7 | 0-1 | 0-4 | 3 | 1 | 4 | 1 | 2 | 0 | 3 | 1 | 0 | 21 |
| 12 | DIX, Markes | c | 1-3 | 0-0 | 0-0 | 2 | 1 | 3 | 4 | 2 | 0 | 2 | 1 | 2 | 20 |
| 44 | JONES, Mark | c | 0-1 | 0-0 | 0-0 | 2 | 2 | 2 | 0 | 3 | 3 | 0 | 1 | 1 | 19 |
| 10 | HARRIS, Avery | g | 1-5 | 0-2 | 0-0 | 0 | 0 | 0 | 2 | 2 | 1 | 1 | 0 | 0 | 10 |
| 11 | MAN, See | g | 0-2 | 0-2 | 0-0 | 0 | 0 | 0 | 0 | 0 | 1 | 0 | 0 | 0 | 2 |
| 13 | FITZGERALD, Seth | g | 0-5 | 0-3 | 0-0 | 0 | 0 | 0 | 0 | 0 | 2 | 0 | 0 | 0 | 9 |
| 14 | JOHNSON, Emaray | g | 2-4 | 1-3 | 1-2 | 0 | 0 | 0 | 6 | 0 | 3 | 0 | 1 | 15 | |
| 15 | SMITH, Sean | g | 2-6 | 0-1 | 0-1 | 0 | 1 | 1 | 0 | 4 | 2 | 0 | 0 | 2 | 16 |
| 20 | WILSON, Richard | g | 1-1 | 0-0 | 0-0 | 0 | 0 | 0 | 2 | 0 | 1 | 1 | 0 | 7 | |
| 22 | DRUMMER, Ivory | g | 3-4 | 3-3 | 0-2 | 1 | 1 | 2 | 1 | 9 | 0 | 1 | 0 | 11 | |
| 23 | STONK, Latroy | g | 2-3 | 2-2 | 1-2 | 0 | 1 | 1 | 1 | 7 | 0 | 0 | 0 | 7 | |
| 34 | DOBY, Anfernee | g | 0-0 | 0-0 | 0-0 | 0 | 0 | 0 | 0 | 0 | 0 | 0 | 0 | 1 | |
| Team | | | | | | 3 | 1 | 4 | | | | | | | |
| Totals | | | 16-59 | 8-29 | 3-10 | 10 | 18 | 28 | 16 | 43 | 10 | 21 | 6 | 20 | |

FG % 1st Half: 7-28 25.0% 2nd half: 9-31 29.0% Game: 16-59 27.1%
 3FG % 1st Half: 5-12 41.7% 2nd half: 3-17 17.6% Game: 8-29 27.6%
 FT % 1st Half: 2-8 25.0% 2nd half: 1-10 10.0% Game: 3-18 16.7%

South Carolina 71 • 0-0

| # | Player | Total | | 3-Ptr | | Rebounds | | PF | TP | A | TO | Blk | Stl | Min |
|--------|----------------------|-------|-------|-------|------|----------|-----|----|----|----|----|-----|-----|-----|
| | | FG | FGA | FG | FGA | FT | FTA | | | | | | | |
| 14 | CHATKEVICIUS, L. | f | 6-9 | 0-1 | 0-3 | 5 | 8 | 13 | 3 | 12 | 0 | 0 | 2 | 21 |
| 24 | CARRERA, Michael | f | 1-1 | 0-0 | 0-0 | 2 | 1 | 3 | 5 | 0 | 2 | 0 | 2 | 8 |
| 30 | SILVA, Chris | f | 1-5 | 0-0 | 0-6 | 5 | 5 | 10 | 4 | 7 | 0 | 3 | 1 | 16 |
| 00 | THORNWELL, Sindarius | g | 6-9 | 3-6 | 2-4 | 1 | 2 | 3 | 0 | 17 | 1 | 2 | 1 | 17 |
| 10 | NOTTICE, Duane | g | 1-8 | 1-7 | 0-0 | 2 | 2 | 4 | 0 | 3 | 2 | 1 | 0 | 22 |
| 01 | STROMAN, Marcus | g | 0-2 | 0-1 | 0-0 | 0 | 0 | 0 | 0 | 0 | 5 | 2 | 0 | 21 |
| 02 | DOBY, Raymond | g | 0-3 | 0-0 | 0-0 | 0 | 1 | 1 | 0 | 0 | 1 | 0 | 0 | 13 |
| 04 | GREGORY, Jamall | g | 0-2 | 0-1 | 0-0 | 0 | 1 | 1 | 0 | 0 | 3 | 0 | 0 | 12 |
| 05 | BLANTON, TeMarcus | g | 3-6 | 1-3 | 0-0 | 2 | 1 | 3 | 0 | 7 | 0 | 2 | 0 | 6 |
| 15 | DOZIER, PJ | g | 3-13 | 1-4 | 0-0 | 3 | 4 | 7 | 2 | 7 | 4 | 6 | 0 | 20 |
| 20 | MCKIE, Justin | g | 1-4 | 1-3 | 0-0 | 0 | 1 | 3 | 3 | 1 | 1 | 0 | 1 | 13 |
| 21 | RAGIN, John | g | 0-1 | 0-1 | 0-0 | 1 | 1 | 2 | 0 | 0 | 1 | 0 | 0 | 4 |
| 23 | COBB, Eric | g | 4-9 | 0-0 | 0-0 | 4 | 10 | 14 | 3 | 8 | 0 | 3 | 1 | 24 |
| 31 | HOLLIMAN, Jarrell | g | 1-1 | 0-0 | 0-0 | 1 | 0 | 1 | 0 | 2 | 0 | 1 | 0 | 4 |
| Team | | | | | | 3 | 4 | 7 | | | | | | |
| Totals | | | 28-76 | 8-28 | 7-13 | 30 | 39 | 69 | 18 | 71 | 18 | 26 | 6 | 13 |

FG % 1st Half: 14-35 40.0% 2nd half: 14-41 34.1% Game: 28-76 36.8%
 3FG % 1st Half: 4-15 26.7% 2nd half: 4-13 30.8% Game: 8-28 28.6%
 FT % 1st Half: 4-6 66.7% 2nd half: 3-7 42.9% Game: 7-13 53.8%

Officials: John Hampton, Ted Valentine, JB Derosa
 Technical fouls: Allen University-None. South Carolina-None.
 Attendance: 4051

| Score by periods | 1st | 2nd | Total |
|------------------|-----|-----|-------|
| Allen University | 21 | 22 | 43 |
| South Carolina | 36 | 35 | 71 |

Last FG - AU 2nd-02:02, SC 2nd-01:33.
 Largest lead - AU None, SC by 34 2nd-01:55.
 AU led for 00:00. SC led for 38:40. Game was tied for 01:06.

GAME 1 - CAROLINA 84, NORFOLK STATE 69
NOV. 14, 2015/COLONIAL LIFE ARENA

COLUMBIA, S.C. - The South Carolina men's basketball team grinded out a win in the opener to the 2015-16 season Saturday night, taking an 84-69 win over Norfolk State. It was the first game of the U.S. Virgin Islands Paradise Jam tournament, which will continue for Carolina in the Virgin Islands on Nov. 20 against DePaul. Four players scored in double figures for the Garnet and Black, with Sindarius Thornwell and Duane Notice leading the way with 14 points apiece.

Both teams started slow from the field, missing the first eight shots combined before PJ Dozier broke the seal with a mid-range jumper in the paint. Carolina would hit its next three shots and carried a 9-2 lead into the first media timeout.

Duane Notice came in off the bench and helped to extend the early advantage, connecting on his first three attempts from 3-point range with a four-point play mixed in for good measure. His third 3 made would bring the lead up to 16-4, as the junior tallied 12 points in his first six minutes on the court.

For as fast a start the offense got off to, Carolina's patented tough defense was just as good early in the game. Norfolk State would not score for the first four minutes of action, and shot just 27 percent from the field over the first ten minutes.

The Spartans were able to narrow the deficit down the stretch thanks in part to a Gamecock field goal drought, but not enough to keep the home side from taking a 40-34 lead into the halftime break.

The Gamecocks were able to hold the lead despite just three made field goals in the final 11 minutes of the half. Free throws would carry Carolina through the lull, with the team hitting 16 from the charity stripe. Norfolk was able to chip away thanks to a late burst from 3; of the team's final five field goals made, four came from 3-point range.

The offense picked up out of the break to put Carolina back up by double digits, with Dozier and Sindarius Thornwell hitting 3s on back-to-back possessions. The Gamecocks hit 5-of-6 field goals through the opening four minutes of the second half to extend the lead to 52-41. Norfolk State would find equal success shooting the ball, however, and kept within striking distance with a 4-for-4 start on field goals.

A switch to zone by the Spartans, mixed with a full-court press, slowed the overall pace of the game down considerably, but a fast-break alley-oop from Dozier to Chris Silva woke up the crowd at Colonial Life Arena. Norfolk State continued to rely on the deep ball to cut into its deficit, making four 3s in its first eight field goals overall in the first ten minutes of the half; the fourth to make it a 61-56 game in Carolina's favor.

Carolina held the Spartans at an arm's length for much of the half, but were able to use a 7-0 run starting at the eight-minute mark to provide the cushion it would need to cruise to the win. The visitors, plagued by foul troubles all night, were particularly stung by the loss of guard Jeff Short, who averaged 19 points per game last season but fouled out with five minutes to play. In his absence, the visitors made just two of their final 12 attempts from the field as Carolina pulled away down the stretch.

GAME 1

Official Basketball Box Score - Game Totals - Final Statistics
Norfolk State vs South Carolina
11/14/15 7 p.m. ET at Columbia, S.C. (Colonial Life Arena)

Norfolk State 69 • 0-1

| # | Player | Total | | 3-Ptr | | Rebounds | | PF | TP | A | TO | Blk | Stl | Min |
|--------|------------------|-------|-------|-------|-------|----------|-----|----|----|----|----|-----|-----|-----|
| | | FG | FGA | FG | FGA | FT | FTA | | | | | | | |
| 44 | SHORT, Jeff | f | 4-11 | 3-6 | 5-5 | 0 | 3 | 5 | 16 | 2 | 3 | 0 | 0 | 32 |
| 45 | BURLEY, Jordan | f | 2-11 | 0-0 | 1-1 | 2 | 3 | 4 | 4 | 2 | 1 | 1 | 0 | 24 |
| 01 | BUNGEJ, Preston | g | 1-3 | 0-1 | 1-1 | 3 | 1 | 4 | 3 | 0 | 1 | 1 | 1 | 17 |
| 02 | ROBINSON, Zaynah | g | 2-13 | 2-6 | 2-2 | 0 | 3 | 3 | 8 | 5 | 0 | 2 | 35 | |
| 04 | TAYLOR, D'Shon | g | 0-3 | 0-2 | 2-2 | 0 | 3 | 3 | 5 | 2 | 1 | 3 | 0 | 15 |
| 00 | KELLEY, Brian | g | 0-1 | 0-0 | 0-0 | 1 | 2 | 3 | 1 | 0 | 0 | 3 | 1 | 6 |
| 03 | WADDE, Jonathan | g | 3-5 | 1-2 | 3-4 | 1 | 1 | 2 | 5 | 10 | 1 | 0 | 0 | 19 |
| 05 | BLANNER, Devonte | g | 0-0 | 0-0 | 0-0 | 0 | 0 | 0 | 0 | 0 | 0 | 0 | 0 | 1 |
| 20 | OLIVER, Charles | g | 7-13 | 5-10 | 2-2 | 2 | 2 | 4 | 21 | 1 | 2 | 0 | 0 | 30 |
| 22 | LONG, Alex | g | 0-5 | 0-1 | 5-6 | 2 | 3 | 5 | 4 | 5 | 0 | 3 | 0 | 21 |
| Team | | | | | | 3 | 3 | | | | | | | |
| Totals | | | 19-56 | 11-28 | 20-23 | 12 | 23 | 35 | 69 | 12 | 18 | 3 | 7 | 200 |

FG % 1st Half: 9-28 32.1% 2nd half: 10-28 35.7% Game: 19-56 33.9%
 3FG % 1st Half: 5-13 38.5% 2nd half: 6-15 40.0% Game: 11-28 39.3%
 FT % 1st Half: 11-11 100.0 2nd half: 9-12 75.0% Game: 20-23 87.0%

South Carolina 84 • 0-0

| # | Player | Total | | 3-Ptr | | Rebounds | | PF | TP | A | TO | Blk | Stl | Min |
|--------|----------------------|-------|-------|-------|-------|----------|-----|----|----|----|----|-----|-----|-----|
| | | FG | FGA | FG | FGA | FT | FTA | | | | | | | |
| 14 | CHATKEVICIUS, L. | f | 5-8 | 0-1 | 3-3 | 3 | 1 | 4 | 2 | 13 | 1 | 0 | 1 | 21 |
| 24 | CARRERA, Michael | f | 1-8 | 1-4 | 1-2 | 1 | 5 | 6 | 1 | 4 | 1 | 2 | 1 | 26 |
| 25 | KACINAS, Mindaugas | f | 2-7 | 1-3 | 3-4 | 3 | 1 | 4 | 2 | 8 | 2 | 1 | 0 | 28 |
| 00 | THORNWELL, Sindarius | g | 3-9 | 1-3 | 7-9 | 0 | 4 | 4 | 2 | 14 | 2 | 3 | 0 | 31 |
| 15 | DOZIER, PJ | g | 3-7 | 1-2 | 0-2 | 1 | 3 | 4 | 3 | 7 | 3 | 1 | 0 | 21 |
| 01 | STROMAN, Marcus | g | 1-1 | 1-1 | 2-4 | 1 | 2 | 3 | 0 | 5 | 2 | 2 | 0 | 17 |
| 05 | BLANTON, TeMarcus | g | 0-0 | 0-0 | 0-0 | 0 | 0 | 0 | 1 | 0 | 1 | 0 | 0 | 1 |
| 10 | NOTTICE, Duane | g | 4-11 | 3-6 | 3-3 | 1 | 2 | 3 | 14 | 3 | 0 | 0 | 0 | 20 |
| 20 | MCKIE, Justin | g | 1-2 | 1-2 | 2-2 | 0 | 1 | 1 | 0 | 5 | 0 | 0 | 0 | 3 |
| 23 | COBB, Eric | g | 1-1 | 0-0 | 0-1 | 0 | 1 | 1 | 2 | 0 | 1 | 0 | 1 | 8 |
| 30 | SILVA, Chris | g | 2-5 | 0-0 | 8-12 | 5 | 4 | 9 | 3 | 2 | 0 | 3 | 2 | 14 |
| Team | | | | | | 4 | 3 | 7 | | | | | | |
| Totals | | | 23-59 | 9-22 | 29-42 | 19 | 27 | 46 | 19 | 84 | 15 | 13 | 4 | 9 |

FG % 1st Half: 10-29 34.5% 2nd half: 13-30 43.3% Game: 23-59 39.0%
 3FG % 1st Half: 4-11 36.4% 2nd half: 5-11 45.5% Game: 9-22 40.9%
 FT % 1st Half: 16-20 80.0% 2nd half: 13-22 59.1% Game: 29-42 69.0%

Officials: Olandis Poole, Joe Lindsay, Bart Lennox
 Technical fouls: Norfolk State-None. South Carolina-None.
 Attendance: 10623

| Score by periods | 1st | 2nd | Total |
|------------------|-----|-----|-------|
| Norfolk State | 34 | 35 | 69 |
| South Carolina | 40 | 44 | 84 |

Last FG - NSU 2nd-02:05, SC 2nd-00:39.
 Largest lead - NSU None, SC by 16 2nd-02:20.
 NSU led for 00:00. SC led for 37:37. Game was tied for 02:23.

GAME 2 - CAROLINA 84, ORAL ROBERTS66
NOV. 16, 2015/COLONIAL LIFE ARENA

COLUMBIA, S.C. - Headed up by a career night from senior Laimonas Chatkevicius, the South Carolina men's basketball team battered and bruised its way to an 84-66 win over Oral Roberts (1-1) Monday night. Four Gamecocks would score in double figures as the team went inside early and often to take down the Golden Eagles and move to 2-0 this season.

A thorough crashing of the boards would make the difference for the Gamecocks early, as both teams struggled from the field. The home side would gain 10 of their first 14 points on second-chance opportunities through the first 10 minutes of the game and would take a modest lead.

The opposing defenses would continue to be the star attraction of the half, with the Gamecocks' physical man-to-man countered by Oral Roberts' sagging zone. The Eagles went through almost four minutes between its first and second field goals of the game, and over five minutes between the third and fourth field goals made. Carolina would have to wait 13 minutes before being able to keep the ORU zone honest with a 3-pointer, Duane Notice broke through with a make with 7:11 to play.

Oral Roberts scored on seven straight possessions to break out of the slow start and took a 28-21 lead into the final four minutes of the opening half. South Carolina would counter

GAME 3 - CAROLINA 76, DEPAUL 61
NOV. 20, 2015/ST. THOMAS, USVI

ST THOMAS, USVI - Behind a career high 23 points from senior forward Mindaugas Kacinas, the South Carolina men's basketball team (3-0) posted a 76-61 victory over DePaul (1-2) in the opening round of the U.S. Virgin Islands Paradise Jam in St. Thomas on Friday night. Kacinas posted his first-career 20-point outing, behind a 10-of-15 effort from the free throw line and a 6-of-13 mark from the floor. The Gamecocks played solid defensively against the Blue Demons, holding DePaul to 36.5 percent from the floor, including 21.4 percent from 3-point range.

South Carolina jumped out to a 9-3 lead on a lay-in from junior guard Sindarius Thornwell and pushed the advantage to 16-9 on a two-handed dunk from classmate Duane Notice. Both teams struggled from the free throw line early, but DePaul clawed back and tied the contest at 16 on a made 3-point bucket and a pair of jumpers in the lane from Rashaun Stim-mage.

Kacinas carried the Gamecocks to halftime, scoring seven of the final 17 points, including five from the free throw line. Thornwell added four points during the final stretch and Notice beat the buzzer with a 3 from the corner to give Carolina a nine-point lead at the break, 37-28.

An off-balance tip-in and make from the foul line for Kacinas with 14:32 remaining in the contest saw the Gamecock lead grow to 15 at 49-37. The Blue Demons continued to chip away at the Carolina advantage, however, and pulled to within five on a pair of free throws from Myke Henry at the eight-minute mark.

Thornwell connected on a pair of makes from the line and senior forward Laimonas Chatkevicius and freshman guard PJ Dozier connected on consecutive lay-ups to push the Gamecock lead back to 14 with 6:22 remaining. The Blue Demons would not get closer than 13 the rest of the way, and the Gamecocks secured the 76-61 win.

GAME 4 - CAROLINA 94, HOFSTRA 84
NOV. 22, 2015/ST. THOMAS, USVI

ST THOMAS, USVI - The South Carolina men's basketball team found itself in a shootout Sunday night, taking on a veteran Hofstra team in the semifinal of the Paradise Jam. The Pride came in fresh off an upset of Florida State and gave the Gamecocks all they could handle, but a season-best performance from the Garnet and Black offense would be too much to account for in a 94-84 win. Carolina (4-0) would see all five of its starters score 12 points or more, and the interior offense was a strong point all night long.

Despite the 10:30 p.m. local time tip, the offenses would be wide-awake early on. The Gamecocks enjoyed a 6-of-10 start overall from the field, but the Pride (3-1) countered with four 3s in the first five minutes to take a 14-13 lead into the first media timeout. A 13-2 run for Carolina in the ensuing four minutes of action would open the game up to 26-16. Facing a size disadvantage, Hofstra would settle for 3s but would not be able to maintain its hot start. A four-minute scoring drought starting from the 14:27 mark would help dig the early hole.

Hofstra would go quiet, rediscovering its range to hang in down the stretch in the first half. Guard Juan'ya Green connected on five of his first six 3-point attempts and accounted for 19 of the team's first 32 points through the first 15 minutes of action. His fifth 3 brought the Gamecock lead down to six, 38-32. The lead would get all the way down to two, 41-39, but the Gamecocks scored the final five points of the half to take the 46-39 advantage into the break.

Mindaugas Kacinas would stay keyed in offensively, scoring 14 points in the first half to lead Carolina. Green would finish with 22 points for Hofstra. The Pride bombed in 18 3-point attempts in the first 20 minutes, hitting on eight. That long-distance commitment would hurt them inside, as the Gamecocks enjoyed a plus-10 rebounding margin and a 20-6 advantage in points in the paint.

During the halftime break, the lights in the UVI Sports & Fitness Center would malfunction due to a power surge, but the referees determined enough light was on the court to resume the game. Neither team would seem to mind, connecting on three shots apiece in the first three minutes of action. A pair of 3s from Ameen Tanksley would keep the first-half narrative alive for Hofstra, who attempted just five two-point field goals in the first eight minutes of the second half.

Hofstra would hit its sixth 3 of the first nine minutes of action to take just its second lead of the game at 65-64. The Pride would start 6-of-9, but a Duane Notice 3 would give Carolina the lead back. Despite the shower of 3s, Carolina weathered the storm with an efficient offense that saw contributions from all over the lineup. PJ Dozier would have his best game yet as a Gamecock, scoring seven of his season-best 12 points in the second half, including a perfect 3-3 from the field in the half. The freshman added nine rebounds as well.

A 3 from Brian Bernardi cut Carolina's lead to 74-72 with seven minutes to play, but a 3 from Dozier and back-to-back scoring possessions from Chris Silva would help the Gamecocks extend back out to an 83-72 lead. It would ultimately be a 12-0 run for Carolina, as Hofstra would go 4:22 without a point to see its upset attempt wilt down the stretch. The Pride would kick up the pressure in the final two minutes of regulation, but a pair of dunks from Michael Carrera out of press-breaks would keep the game well out of reach.

GAME 5 - CAROLINA 83, TULSA 75
NOV. 23, 2015/ST. THOMAS USVI

ST THOMAS, USVI - The South Carolina men's basketball team will be coming home with the new addition to the trophy case Tuesday, after winning the 2015 Paradise Jam in convincing fashion Monday with a 83-75 win over Tulsa (4-1). Five Gamecocks would reach double figures, and a fast start would play a big role in moving the team's record now to 5-0. Sindarius Thornwell was named the tournament's MVP, and Mindaugas Kacinas would join him as an All-Tournament honoree.

The offense showed no hangover from a semifinal game the night before that featured 178 combined points. The Gamecocks started the game out on a 12-2 run in the first three minutes of play, punctuated by a 3 from Sindarius Thornwell. Tulsa cut the lead to 12-8, but Carolina went off again with another 17-4 run from there to go up 29-12 through the first 12 minutes of the game. The fast start was thanks in part to an 11-of-16 start from the field for Carolina, including all four 3-point attempts.

A veteran Tulsa team would not panic, though, and were able to chip away and got the deficit back down to single digits by the half-time break, 38-29. The Gamecock defense forced eight turnovers in the period and held the Golden Hurricanes to 31 percent from the field (9-of-29). Mindaugas Kacinas and Michael Carrera each had six points and five rebounds, Laimonas Chatkevicius led the team with nine points.

The Gamecocks hit their first four shots coming out of the half-time break and extended the lead back up to 14, 48-34, just three minutes into the half. Tulsa came back strong with a 14-4 run in less than four minutes to set a more tense tone that would carry through the remainder of the game. Tulsa's Shaquille Harrison was the comeback catalyst, scoring 15 of his team-high 20 points in the second half, and the Hurricanes would keep hanging around down the final ten minutes of action. Carolina was able to push the lead back up to ten on three different occasions, but could never pull away like it had in the first half.

After a pair of free throws from Chatkevicius pushed the lead up to 76-66 with three minutes to go, Tulsa would make its final push. James Woodard converted a three-point play with 2:30 to go to make it 76-69, then hit a pair of free throws with 34 seconds to bring it to five, 80-75. That would ultimately be the Hurricane's final points, as the Gamecocks made 3-of-4 free throws after Tulsa fails to stop the clock, leading to the 83-75 final.

GAME 3



Official Basketball Box Score - Game Totals - Final Statistics
DePaul vs South Carolina
 11/20/15 7:10 p.m.AST at St. Thomas, U.S. Virgin Islands

DePaul 61 • 1-2

| # | Player | Total | 3-Ptr | | | Rebounds | | | PF | TP | A | T | Blk | Stl | Min |
|----|--------------------|-------|--------|--------|--------|----------|-----|-------|----|----|---|----|-----|-----|-----|
| | | | FG-FGA | FG-FGA | FT-FTA | Off | Def | Total | | | | | | | |
| 03 | STIMMAGE, Rashaun | f | 2-4 | 0-0 | 0-2 | 0 | 1 | 1 | 4 | 4 | 0 | 0 | 1 | 15 | |
| 04 | HENRY, Myke | f | 2-6 | 0-1 | 2-2 | 3 | 2 | 5 | 4 | 6 | 0 | 4 | 1 | 20 | |
| 02 | HAMILTON IV, Tommy | c | 1-6 | 0-2 | 1-4 | 1 | 5 | 6 | 0 | 3 | 0 | 2 | 0 | 23 | |
| 05 | GARRETT, Billy | g | 2-6 | 0-2 | 1-7 | 0 | 2 | 2 | 3 | 11 | 4 | 2 | 0 | 29 | |
| 11 | CADU, Eli | g | 2-10 | 0-1 | 1-2 | 3 | 3 | 6 | 2 | 5 | 1 | 1 | 0 | 27 | |
| 00 | CURRINGTON, RJ | g | 1-1 | 0-0 | 0-1 | 0 | 0 | 0 | 0 | 2 | 0 | 0 | 0 | 3 | |
| 01 | WOOD, Darrick | 5-11 | 1-4 | 3-4 | 0 | 2 | 2 | 4 | 2 | 4 | 0 | 1 | 0 | 25 | |
| 10 | MOLINARI, David | 0-0 | 0-0 | 0-0 | 0 | 0 | 0 | 0 | 0 | 0 | 0 | 0 | 0 | 1 | |
| 12 | PHILLIPS, Develle | 0-0 | 0-0 | 0-2 | 0 | 0 | 0 | 0 | 0 | 0 | 0 | 0 | 0 | 2 | |
| 13 | DOLINS, Cory | 0-0 | 0-0 | 0-0 | 0 | 0 | 0 | 0 | 0 | 0 | 0 | 0 | 0 | 1 | |
| 15 | SIMPSON, Aaron | 2-6 | 2-4 | 0-0 | 1 | 2 | 3 | 1 | 6 | 4 | 2 | 0 | 0 | 24 | |
| 23 | GAZI, Ertan | 1-1 | 0-0 | 2-2 | 0 | 1 | 1 | 1 | 4 | 0 | 2 | 0 | 0 | 9 | |
| 25 | BARRY, Umar | 0-0 | 0-0 | 0-0 | 0 | 0 | 0 | 0 | 0 | 0 | 0 | 0 | 0 | 2 | |
| 30 | RYCKOSCH, Peter | 1-1 | 0-0 | 3-5 | 2 | 2 | 4 | 2 | 5 | 0 | 1 | 0 | 1 | 20 | |
| 33 | HANEU, Joe | 0-0 | 0-0 | 1-2 | 0 | 0 | 0 | 4 | 1 | 0 | 0 | 0 | 0 | 9 | |
| | Team | | | | | | | | | | | | | | |
| | Totals | | 19-52 | 3-14 | 20-31 | 10 | 23 | 33 | 27 | 61 | 9 | 15 | 2 | 4 | 200 |

| | | | | | | | | | | |
|-----------------|------|-------|-----------|-------|-------|-------|-------|-------|-------------------|-----|
| FG % 1st Half: | 9-23 | 39.1% | 2nd half: | 10-29 | 34.5% | Game: | 19-52 | 36.5% | Deadball Rebounds | |
| 3FG % 1st Half: | 2-9 | 22.2% | 2nd half: | 1-5 | 20.0% | Game: | 3-14 | 21.4% | | |
| FT % 1st Half: | 8-12 | 66.7% | 2nd half: | 12-19 | 63.2% | Game: | 20-31 | 64.5% | | 7.3 |

South Carolina 76 • 3-0

| # | Player | Total | 3-Ptr | | | Rebounds | | | PF | TP | A | T | Blk | Stl | Min |
|----|----------------------|-------|--------|--------|--------|----------|-----|-------|----|----|----|----|-----|-----|-----|
| | | | FG-FGA | FG-FGA | FT-FTA | Off | Def | Total | | | | | | | |
| 14 | CHATKEVICIUS, L. | f | 3-11 | 0-1 | 1-2 | 3 | 2 | 5 | 3 | 7 | 0 | 1 | 1 | 0 | 23 |
| 24 | CARRERA, Michael | f | 2-3 | 1-1 | 2-2 | 2 | 5 | 7 | 3 | 7 | 4 | 1 | 0 | 0 | 27 |
| 25 | KACINAS, Mindaugas | f | 6-13 | 1-5 | 10-15 | 4 | 1 | 5 | 2 | 23 | 1 | 2 | 0 | 33 | |
| 00 | THORNWELL, Sindarius | g | 4-10 | 0-1 | 2-3 | 3 | 7 | 10 | 3 | 10 | 3 | 3 | 0 | 31 | |
| 15 | DOZIER, PJ | g | 3-6 | 0-0 | 1-2 | 1 | 1 | 2 | 7 | 0 | 2 | 0 | 2 | 14 | |
| 01 | STROMAN, Marcus | 2-6 | 1-3 | 0-2 | 1-2 | 0 | 3 | 2 | 7 | 0 | 1 | 0 | 0 | 18 | |
| 02 | DOBY, Raymond | 0-0 | 0-0 | 0-0 | 0 | 0 | 0 | 0 | 0 | 0 | 0 | 1 | 0 | 1 | |
| 04 | GREGORY, Jamall | 0-0 | 0-0 | 0-0 | 0 | 0 | 0 | 0 | 0 | 0 | 0 | 0 | 0 | 1 | |
| 10 | NOTICE, Duane | 3-8 | 2-2 | 3-4 | 1 | 1 | 2 | 11 | 3 | 1 | 0 | 1 | 0 | 23 | |
| 20 | MCKIE, Justin | 0-0 | 0-0 | 0-0 | 0 | 1 | 1 | 0 | 0 | 0 | 0 | 0 | 0 | 8 | |
| 23 | COBB, Eric | 0-0 | 0-0 | 0-0 | 0 | 3 | 3 | 0 | 0 | 0 | 0 | 0 | 0 | 11 | |
| 30 | SILVA, Chris | 1-3 | 0-0 | 2-4 | 0 | 2 | 2 | 4 | 4 | 0 | 1 | 0 | 0 | 10 | |
| | Team | | | | | | | | | | | | | | |
| | Totals | | 24-60 | 5-13 | 23-34 | 16 | 27 | 43 | 27 | 76 | 11 | 12 | 4 | 5 | 200 |

| | | | | | | | | | | |
|-----------------|-------|-------|-----------|-------|-------|-------|-------|-------|-------------------|---|
| FG % 1st Half: | 12-28 | 42.9% | 2nd half: | 12-32 | 37.5% | Game: | 24-60 | 40.0% | Deadball Rebounds | |
| 3FG % 1st Half: | 3-7 | 42.9% | 2nd half: | 2-6 | 33.3% | Game: | 5-13 | 38.5% | | |
| FT % 1st Half: | 10-17 | 58.8% | 2nd half: | 13-17 | 76.5% | Game: | 23-34 | 67.6% | | 5 |

Officials: Les Jones, Nathan Farrell, Justin Porterfield
 Technical fouls: DePaul-None. South Carolina-None.
 Attendance: 2002
 2015 Paradise Jam Men's Basketball, Presented by Basketball Travelers

| Score by periods | 1st | 2nd | Total |
|------------------|-----|-----|-------|
| DePaul | 28 | 33 | 61 |
| South Carolina | 37 | 39 | 76 |

Last FG - DePaul 2nd-00:44, SC 2nd-04:07.
 Largest lead - DePaul None, SC by 16 2nd-11:19.
 DePaul led for 00:00, SC led for 38:50, Game was tied for 00:10.

GAME 4



Official Basketball Box Score - Game Totals - Final Statistics
Hofstra vs South Carolina
 11/22/15 10:30p.m.AST at St. Thomas, U.S. Virgin Islands

Hofstra 84 • 3-1

| # | Player | Total | 3-Ptr | | | Rebounds | | | PF | TP | A | T | Blk | Stl | Min |
|----|--------------------|-------|--------|--------|--------|----------|-----|-------|----|----|----|----|-----|-----|-----|
| | | | FG-FGA | FG-FGA | FT-FTA | Off | Def | Total | | | | | | | |
| 02 | TANKSLEY, Ameen | f | 7-13 | 4-7 | 0-2 | 0 | 3 | 3 | 18 | 3 | 1 | 1 | 0 | 32 | |
| 11 | GUSTYS, Rokas | f | 0-1 | 0-0 | 2-4 | 2 | 4 | 6 | 3 | 2 | 0 | 0 | 0 | 25 | |
| 12 | KOON, Denton | f | 3-7 | 1-2 | 0-0 | 1 | 2 | 3 | 4 | 7 | 4 | 1 | 0 | 23 | |
| 01 | GREEN, Juan'ya | g | 7-15 | 6-13 | 8-10 | 0 | 2 | 2 | 3 | 28 | 7 | 5 | 0 | 39 | |
| 10 | BERNARDI, Brian | g | 5-7 | 4-6 | 0-0 | 0 | 2 | 2 | 0 | 14 | 1 | 2 | 0 | 35 | |
| 00 | NICHOLS, Malik | 1-5 | 1-3 | 0-0 | 0 | 1 | 1 | 5 | 3 | 0 | 2 | 0 | 1 | 22 | |
| 03 | WRIGHT-FOREMAN, J. | 2-3 | 0-1 | 0-0 | 0 | 2 | 2 | 1 | 4 | 0 | 1 | 0 | 0 | 9 | |
| 04 | BUJE, Desure | 3-4 | 1-2 | 1-1 | 0 | 0 | 0 | 2 | 8 | 1 | 3 | 0 | 1 | 13 | |
| 44 | WALKER, Andre | 0-0 | 0-0 | 0-0 | 0 | 0 | 0 | 0 | 0 | 0 | 0 | 0 | 0 | 2 | |
| | Team | | | | | | | | | | | | | | |
| | Totals | | 28-55 | 17-34 | 11-17 | 6 | 17 | 23 | 21 | 84 | 16 | 14 | 2 | 2 | 200 |

| | | | | | | | | | | |
|-----------------|-------|-------|-----------|-------|-------|-------|-------|-------|-------------------|-----|
| FG % 1st Half: | 13-30 | 43.3% | 2nd half: | 15-25 | 60.0% | Game: | 28-55 | 50.9% | Deadball Rebounds | |
| 3FG % 1st Half: | 8-18 | 44.4% | 2nd half: | 9-16 | 56.3% | Game: | 17-34 | 50.0% | | |
| FT % 1st Half: | 5-10 | 50.0% | 2nd half: | 6-7 | 85.7% | Game: | 11-17 | 64.7% | | 2.1 |

South Carolina 94 • 4-0

| # | Player | Total | 3-Ptr | | | Rebounds | | | PF | TP | A | T | Blk | Stl | Min |
|----|----------------------|-------|--------|--------|--------|----------|-----|-------|----|----|----|---|-----|-----|-----|
| | | | FG-FGA | FG-FGA | FT-FTA | Off | Def | Total | | | | | | | |
| 14 | CHATKEVICIUS, L. | f | 8-14 | 0-0 | 1-3 | 3 | 2 | 5 | 1 | 17 | 1 | 0 | 3 | 1 | 28 |
| 24 | CARRERA, Michael | f | 7-11 | 2-2 | 1-2 | 1 | 3 | 4 | 3 | 17 | 1 | 1 | 2 | 0 | 27 |
| 25 | KACINAS, Mindaugas | f | 9-10 | 0-1 | 0-1 | 2 | 4 | 6 | 3 | 18 | 1 | 2 | 0 | 0 | 31 |
| 00 | THORNWELL, Sindarius | g | 4-8 | 0-2 | 6-8 | 1 | 8 | 9 | 1 | 14 | 6 | 0 | 0 | 0 | 33 |
| 15 | DOZIER, PJ | g | 5-10 | 2-2 | 0-1 | 4 | 5 | 9 | 3 | 12 | 2 | 3 | 0 | 0 | 26 |
| 01 | STROMAN, Marcus | 0-1 | 0-0 | 0-0 | 1 | 0 | 1 | 4 | 0 | 2 | 0 | 0 | 1 | 15 | |
| 10 | NOTICE, Duane | 2-7 | 1-2 | 2-2 | 1 | 0 | 1 | 0 | 7 | 3 | 0 | 0 | 0 | 25 | |
| 23 | COBB, Eric | 1-2 | 0-0 | 0-0 | 0 | 0 | 0 | 1 | 2 | 0 | 0 | 0 | 0 | 4 | |
| 30 | SILVA, Chris | 1-5 | 0-0 | 5-6 | 3 | 0 | 3 | 2 | 7 | 0 | 2 | 0 | 0 | 11 | |
| | Team | | | | | | | | | | | | | | |
| | Totals | | 37-68 | 5-9 | 15-23 | 18 | 23 | 41 | 18 | 94 | 16 | 9 | 5 | 4 | 200 |

GAME 6 - CAROLINA 92, LIPSCOMB 76
NOV. 27, 2015/COLONIAL LIFE ARENA

COLUMBIA, S.C. - South Carolina's men's basketball team would run its record to 6-0 Friday afternoon in its return to the Colonial Life Arena, pulling away from Lipscomb (3-5) by a score of 92-76. The Gamecocks could seemingly not miss from inside, and received double-digit scoring efforts from six different players.

Lipscomb entered the day with one of the most 3-point-reliant offenses in the country, and it would lean on that strength throughout the first half, ultimately making six in the first half. South Carolina would do what it does best too -- get the ball inside and take advantage of a deep post rotation. The Gamecocks would score 34 points in the paint in the first half, with Mindaugas Kacinas (nine points) and Laimonas Chatkevicius (six points) converting 7-of-8 field goal attempts combined.

The game would be tied at 19-all through the first eight minutes of action, but the Gamecocks were able to get some breathing room behind a 7-0 run in just 36 seconds. A technical foul on the Bisons would be sandwiched by a missed shot and a turnover to enable the run. Carolina would enjoy a two-possession lead for the final 11 minutes of the half, ending on a 6-0 run to take its largest lead of the day before halftime, 51-40.

With the two offenses making 50 percent of their field goals in the half, it would be Carolina's defense that would provide the difference. Turnovers forced by the backcourt players would lead to easy baskets in transition; four different Gamecock guards recorded two steals apiece in the first half and Lipscomb would ultimately turn the ball over 15 times in the 20-minute period. Those turnovers would directly lead to 16 points, 12 coming out of the fast break.

The Bisons made their first four field goals out of the intermission, and after a three-point play from Eli Pepper the visitors would cut the deficit to 62-57. The Gamecocks would hit the gas pedal again to keep a comfortable pace, taking a 9-0 run in the following three minutes to take their biggest lead so far. Lipscomb missed nine straight shots during Carolina's run, and finished the game 9-of-36 from the field after 4-of-4 start.

A pass-first mentality continued to serve the Gamecocks in the second half, the team recorded assists on nine of the first ten field goals made after a first half where 14 of 23 field goals came with assists as well. Carolina's lead would grow as large as 20 with five minutes to go, with a barrage from all over the court offensively. Six different players would score in double figures for the Gamecocks on the afternoon, led again by Chatkevicius (with 17). Lipscomb went scoreless for the final three minutes of regulation and finished the half shooting 32.5 percent compared to Carolina's 53.8.

GAME 7 - CAROLINA 76, WESTERN CAROLINA 53
NOV. 30, 2015/COLONIAL LIFE ARENA

COLUMBIA, S.C. - The South Carolina men's basketball team used a tough interior defense to locked down its most emphatic win of the 2015-16 season Monday night, beating Western Carolina (2-4) 76-53. Mindaugas Kacinas went for a double-double to help the Gamecocks move to 7-0 for the season despite a slow start, they are now one win off matching their best start in 12 years.

The Gamecocks committed six turnovers in just over a three-minute stretch to open the game, limiting them to just six points total through the first six minutes of the opening half. Three of Western Carolina's first four field goals made came from 3-point range, and the visitors took a 13-12 lead into the under-12 media timeout. Carolina would ultimately turn the ball over 14 times in the first half, but allowed WCU to score just six points off them.

Western Carolina would extend its lead out to 20, 20-15, but the Gamecocks stole back some valuable momentum before the under-eight timeout thanks to a 3 from Michael Carrera and a lay-in from Eric Cobb to tie it back up at 20-all. In all, the Catamounts committed turnovers on four straight possessions after taking their five-point lead, letting the Gamecocks quickly tie the game back up.

That 5-0 spurt before the timeout would stretch way out to 19-0 over seven minutes, but it would be a slow build as the Gamecocks hit just 5-of-14 field goals in the run. Much of the damage would be done at the free throw line, where Carolina made seven. The Catamounts would miss seven straight field goal attempts and committed six turnovers before a 3 from Deriece Parks broke the tie. Carrera would be a bright spot offensively for Carolina, scoring all nine of his first-half points in this span.

The Gamecocks carried a 37-28 lead into halftime, holding Western Carolina to 29 percent from the floor. Most of the damage from the visitors would be from beyond the arc, as they would make six 3s. On two-point field goals alone, WCU made just 3-of-15 attempts in the first half.

In keeping with a blueprint that has worked throughout the first month of the season, a bruising interior defense coupled with an efficient offense through the paint would help South Carolina run away and hide from any threatening second-half runs by Western Carolina. The Gamecocks would commit just two turnovers through the first 15 minutes of the second half, while forcing seven from the opposition.

A big reason for the Gamecocks pulling away in the final 20 minutes would be their effectiveness in converting turnovers into points. Despite forcing 10 turnovers in the first half, Carolina scored just four points off the extra possessions. In the second half, 10 more turnovers from WCU would be used to score 14 points.

Offensively, seven different players would record a field goal in the second half. Kacinas paced the team with nine second-half points to finish with a game-high 20; the reigning SEC Player of the Week chipped in ten rebounds as well for his second double-double of the season. The team was able to work in all seven of its newcomers in the final five minutes, with Jamall Gregory recording his first points and John Ragin his first minutes as Gamecocks. The Catamounts would be held in check from inside the arc again in the second half, converting just 5-of-20 two-point attempts. Joining Kacinas in double figures for the night were Carrera (16) and Sindarius Thornwell (10).

GAME 8 - CAROLINA 81, USF 63
DEC 5, 2015/COLONIAL LIFE ARENA

COLUMBIA, S.C. - The South Carolina men's basketball program matched its best start in 12 years thanks to a dominant first-half effort Saturday afternoon against South Florida (2-7). The Gamecocks won 81-63 behind a season-high 19 points from Michael Carrera, surviving a bumpy second half to move to 8-0 this season.

Despite matching up with perhaps their most physical opponent of the season to date, the Gamecocks went to their bread and butter early, slashing to the basket to take a 16-2 lead just five minutes into the game, forcing a timeout. Of those 16 points, 12 would come in the paint and six came off the fast break. South Carolina shot 78 percent to USF's 14, and had a 7-1 advantage in rebounds leading up to the USF timeout.

Carolina would not relent after the timeout, extending the run all the way out to 24-2 before USF broke a seven-minute scoring drought with a basket at the 12:03 mark of the first half. The Bulls made a switch to a 2-3 zone defense and would find more success at slowing down the drives, but would not find as easy of a solution on offense and didn't reach double digits until the 8:45 mark.

On the back of an 8-0 run to end the first half, the Gamecocks went into the break with their largest lead of the afternoon at 53-22. Carolina would see three different players reach double figures in scoring, led by 13 from Sindarius Thornwell. As a team, the Garnet and Black shot 61 percent from the field (20-33) and scored 19 points off 12 USF turnovers.

The lead would expand to 36, 61-25, but the Bulls would respond with a 17-2 run over the next four minutes thanks to a 1-of-7 field goal slump from Carolina. The key for USF would be rebounding, as it enjoyed a 20-7 margin on the boards that allowed it to out-score Carolina by 13 points through the first 12 minutes of the second half.

The first-half domination by the Gamecocks would be too much to recover from for USF, despite a complete turnaround of fortunes. The Bulls could get no closer than 13, with the Gamecocks leaning on nine second-half points from Carrera to hold down the fort. The defense held USF without a field goal for the final 4:09 of the game to secure the team's fourth straight win by 15 points or more.

GAME 6



Official Basketball Box Score - Game Totals - Final Statistics
Lipscomb vs South Carolina
 11/27/15 2 p.m. ET at Columbia, S.C. (Colonial Life Arena)

Lipscomb 76 • 3-5

| # | Player | Total | | | 3-Ptr | | | Rebounds | | | PF | TP | A | T | Blk | Stl | Min |
|--------|-------------------|-------|-----|----|-------|-----|-----|----------|----|----|----|----|----|---|-----|-----|-----|
| | | FG | FGA | FT | FTA | Off | Def | Total | | | | | | | | | |
| 22 | PEPPER, ELI | 3 | 4 | 0 | 0 | 1 | 4 | 5 | 4 | 7 | 3 | 2 | 0 | 0 | 0 | 19 | |
| 33 | WISHON, DAVID | 1 | 1 | 0 | 0 | 0 | 0 | 0 | 0 | 4 | 2 | 0 | 1 | 1 | 2 | 14 | |
| 02 | WILLIAMS, JOSH | 8 | 14 | 5 | 7 | 0 | 3 | 3 | 3 | 21 | 0 | 4 | 0 | 1 | 2 | 22 | |
| 04 | MORAN, NATHAN | 4 | 11 | 2 | 8 | 2 | 0 | 3 | 3 | 12 | 8 | 4 | 0 | 1 | 2 | 26 | |
| 12 | HAMPTON, JC | 0 | 7 | 0 | 4 | 1 | 3 | 1 | 2 | 1 | 4 | 4 | 0 | 1 | 1 | 29 | |
| 01 | MILLER, CAM | 2 | 3 | 1 | 1 | 3 | 4 | 0 | 0 | 1 | 8 | 1 | 0 | 1 | 1 | 16 | |
| 11 | DUNWALL, LISA | 0 | 1 | 0 | 0 | 0 | 0 | 0 | 0 | 0 | 1 | 0 | 0 | 0 | 0 | 5 | |
| 14 | MATHEWS, GARRISON | 3 | 11 | 3 | 7 | 0 | 0 | 1 | 1 | 9 | 1 | 0 | 0 | 2 | 20 | | |
| 21 | SMITH, CHARLES | 0 | 1 | 0 | 0 | 0 | 0 | 0 | 0 | 0 | 0 | 0 | 0 | 0 | 2 | | |
| 23 | KORN, AARON | 2 | 5 | 0 | 2 | 0 | 1 | 4 | 5 | 2 | 4 | 0 | 0 | 0 | 0 | 15 | |
| 32 | WISHON, BRETT | 3 | 8 | 2 | 6 | 2 | 4 | 5 | 1 | 10 | 0 | 2 | 1 | 0 | 25 | | |
| 05 | BRAMMEIER, GEORGE | 1 | 2 | 0 | 0 | 0 | 0 | 1 | 1 | 5 | 2 | 1 | 0 | 0 | 7 | | |
| Team | | | | | | | | | | | | | | | | | |
| Totals | | 27 | 68 | 13 | 35 | 9 | 14 | 10 | 19 | 29 | 24 | 76 | 18 | 3 | 8 | 200 | |

FG % 1st Half: 14-28 50.0% 2nd half: 13-40 32.5% Game: 27-68 39.7%
 3FG % 1st Half: 6-11 54.5% 2nd half: 7-24 29.2% Game: 13-35 37.1%
 FT % 1st Half: 6-9 66.7% 2nd half: 3-5 60.0% Game: 9-14 64.3%

South Carolina 92 • 6-0

| # | Player | Total | | | 3-Ptr | | | Rebounds | | | PF | TP | A | T | Blk | Stl | Min |
|--------|----------------------|-------|-----|----|-------|-----|-----|----------|----|----|----|----|----|----|-----|-----|-----|
| | | FG | FGA | FT | FTA | Off | Def | Total | | | | | | | | | |
| 14 | CHATKEVICIUS, L. | 7 | 7 | 0 | 0 | 3 | 3 | 1 | 2 | 3 | 17 | 1 | 2 | 1 | 1 | 24 | |
| 24 | CARRERA, Michael | 4 | 6 | 2 | 3 | 1 | 3 | 4 | 13 | 1 | 3 | 1 | 3 | 1 | 21 | | |
| 25 | KACINAS, Mindaugas | 7 | 10 | 0 | 1 | 2 | 4 | 6 | 2 | 15 | 0 | 1 | 1 | 0 | 30 | | |
| 00 | THORNWELL, Sindarius | 0 | 5 | 0 | 0 | 5 | 5 | 2 | 2 | 6 | 4 | 0 | 2 | 30 | | | |
| 15 | DOZIER, PJ | 5 | 11 | 1 | 3 | 2 | 4 | 6 | 2 | 11 | 5 | 4 | 1 | 2 | 23 | | |
| 02 | DOBAY, Raymond | 0 | 1 | 0 | 0 | 0 | 1 | 1 | 0 | 0 | 0 | 0 | 0 | 0 | 2 | | |
| 04 | GREGORY, Jamall | 0 | 0 | 0 | 0 | 0 | 0 | 0 | 0 | 0 | 0 | 0 | 0 | 0 | 2 | | |
| 05 | BLANTON, TeMarcus | 0 | 0 | 0 | 0 | 0 | 0 | 0 | 0 | 0 | 0 | 0 | 0 | 0 | 5 | | |
| 10 | NOTTICE, Duane | 5 | 16 | 2 | 6 | 2 | 3 | 5 | 2 | 16 | 5 | 0 | 1 | 3 | 24 | | |
| 20 | MCKIE, Justin | 3 | 6 | 0 | 0 | 0 | 1 | 1 | 2 | 6 | 5 | 0 | 0 | 0 | 19 | | |
| 23 | COBB, Eric | 0 | 0 | 0 | 0 | 0 | 0 | 0 | 0 | 0 | 0 | 0 | 0 | 0 | 2 | | |
| 30 | SILVA, Chris | 3 | 4 | 0 | 0 | 6 | 8 | 2 | 5 | 7 | 1 | 2 | 2 | 0 | 18 | | |
| Team | | | | | | | | | | | | | | | | | |
| Totals | | 34 | 66 | 5 | 19 | 19 | 27 | 13 | 43 | 19 | 92 | 14 | 17 | 7 | 12 | 200 | |

FG % 1st Half: 20-40 50.0% 2nd half: 14-26 53.8% Game: 34-66 51.5%
 3FG % 1st Half: 3-12 25.0% 2nd half: 2-7 28.6% Game: 5-19 26.3%
 FT % 1st Half: 8-13 61.5% 2nd half: 11-14 78.6% Game: 19-27 70.4%

Officials: Pat Adams, Jamie Luckie, Roger Ayers
 Technical fouls: Lipscomb-WILLIAMS, JOSH. South Carolina-None.
 Attendance: 8993

| Score by periods | 1st | 2nd | Total |
|------------------|-----|-----|-------|
| Lipscomb | 40 | 36 | 76 |
| South Carolina | 51 | 41 | 92 |

| Points | In | Off | 2nd | Fast |
|--------|----|-----|-----|------|
| LP | 28 | 13 | 9 | 33 |
| SC | 54 | 18 | 13 | 34 |

Last FG - LP 2nd-02:57, SC 2nd-02:05.
 Largest lead - LP by 3 1st-15:53, SC by 20 2nd-05:09.
 LP led for 04:10, SC led for 34:22. Game was tied for 00:28.

GAME 7



Official Basketball Box Score - Game Totals - Final Statistics
Western Carolina vs South Carolina
 11/30/15 7 p.m. ET at Columbia, S.C. (Colonial Life Arena)

Western Carolina 53 • 2-4

| # | Player | Total | | | 3-Ptr | | | Rebounds | | | PF | TP | A | T | Blk | Stl | Min |
|--------|--------------------|-------|-----|----|-------|-----|-----|----------|----|----|----|----|----|----|-----|-----|-----|
| | | FG | FGA | FT | FTA | Off | Def | Total | | | | | | | | | |
| 04 | Torion Brummitt | 3 | 10 | 1 | 2 | 0 | 0 | 1 | 5 | 6 | 4 | 7 | 0 | 6 | 1 | 28 | |
| 23 | Justin Browning | 2 | 6 | 1 | 1 | 0 | 0 | 0 | 1 | 3 | 4 | 5 | 0 | 4 | 1 | 29 | |
| 02 | Mike Brown | 5 | 12 | 2 | 5 | 4 | 4 | 3 | 4 | 7 | 2 | 10 | 2 | 4 | 1 | 29 | |
| 03 | Rhett Harrison | 5 | 13 | 4 | 10 | 0 | 0 | 3 | 3 | 1 | 14 | 2 | 1 | 0 | 0 | 30 | |
| 11 | Haboubacac Mutombo | 0 | 2 | 0 | 1 | 0 | 0 | 0 | 0 | 0 | 1 | 0 | 2 | 0 | 0 | 15 | |
| 01 | Elijah Pughrley | 2 | 8 | 1 | 5 | 0 | 0 | 1 | 3 | 4 | 5 | 4 | 2 | 0 | 1 | 16 | |
| 05 | Devin Peterson | 0 | 0 | 0 | 0 | 0 | 0 | 0 | 1 | 1 | 0 | 0 | 0 | 0 | 0 | 2 | |
| 12 | Marc Gossett | 1 | 3 | 0 | 1 | 2 | 3 | 0 | 2 | 1 | 0 | 0 | 0 | 0 | 0 | 18 | |
| 13 | Deriece Parks | 2 | 7 | 1 | 5 | 0 | 0 | 0 | 1 | 5 | 1 | 0 | 1 | 2 | 14 | | |
| 22 | Jesse Deloach | 0 | 2 | 0 | 0 | 0 | 0 | 0 | 2 | 1 | 3 | 0 | 0 | 0 | 0 | 5 | |
| 24 | Ashley Williams | 1 | 2 | 1 | 2 | 0 | 0 | 0 | 1 | 2 | 0 | 5 | 0 | 1 | 0 | 5 | |
| Team | | | | | | | | | | | | | | | | | |
| Totals | | 19 | 67 | 11 | 32 | 4 | 4 | 12 | 24 | 36 | 17 | 53 | 13 | 20 | 3 | 200 | |

FG % 1st Half: 9-31 29.0% 2nd half: 10-36 27.8% Game: 19-67 28.4%
 3FG % 1st Half: 6-16 37.5% 2nd half: 5-16 31.3% Game: 11-32 34.4%
 FT % 1st Half: 4-4 100.0 2nd half: 0-0 0.0% Game: 4-4 100.0

South Carolina 76 • 7-0

| # | Player | Total | | | 3-Ptr | | | Rebounds | | | PF | TP | A | T | Blk | Stl | Min |
|----|----------------------|-------|-----|----|-------|-----|-----|----------|----|----|----|----|---|---|-----|-----|-----|
| | | FG | FGA | FT | FTA | Off | Def | Total | | | | | | | | | |
| 14 | CHATKEVICIUS, L. | 3 | 7 | 0 | 0 | 0 | 0 | 1 | 4 | 5 | 2 | 6 | 1 | 2 | 1 | 21 | |
| 24 | CARRERA, Michael | 4 | 7 | 3 | 4 | 5 | 5 | 0 | 2 | 2 | 1 | 16 | 2 | 2 | 2 | 26 | |
| 25 | KACINAS, Mindaugas | 8 | 11 | 2 | 2 | 2 | 5 | 6 | 11 | 1 | 20 | 0 | 0 | 1 | 26 | | |
| 00 | THORNWELL, Sindarius | 3 | 12 | 2 | 6 | 2 | 2 | 6 | 8 | 10 | 3 | 0 | 2 | 2 | 25 | | |
| 03 | RHETT, PJ | 0 | 3 | 0 | 1 | 0 | 0 | 1 | 2 | 3 | 0 | 0 | 2 | 0 | 0 | 12 | |
| 01 | STROMAN, Marcus | 0 | 2 | 0 | 0 | 0 | 0 | 0 | 3 | 3 | 0 | 1 | 3 | 1 | 4 | 21 | |
| 02 | DOBAY, Raymond | 0 | 0 | 0 | 0 | 0 | 0 | 0 | 0 | 0 | 0 | 0 | 0 | 0 | 0 | 4 | |
| 04 | GREGORY, Jamall | 1 | 2 | 0 | 0 | 0 | 0 | 1 | 2 | 0 | 2 | 0 | 0 | 0 | 0 | 7 | |
| 05 | BLANTON, TeMarcus | 0 | 0 | 0 | 0 | 0 | 0 | 0 | 0 | 0 | 0 | 0 | 0 | 0 | 0 | 1 | |
| 10 | NOTTICE, Duane | 3 | 9 | 1 | 4 | 0 | 0 | 0 | 2 | 7 | 2 | 0 | 0 | 0 | 0 | 12 | |
| 20 | MCKIE, Justin | 0 | 3 | 0 | 1 | 2 | 0 | 0 | 1 | 1 | 4 | 0 | 0 | 0 | 0 | 10 | |
| 21 | RAGIN, John | 0 | 1 | 0 | 0 | 0 | 0 | 0 | 1 | 0 | 0 | 0 | | | | | |

**GAME 9 - CAROLINA 79, DREXEL 54
DEC. 15, 2015/COLONIAL LIFE ARENA**

COLUMBIA, S.C. - The South Carolina men's basketball team is 9-0 for the first time in 44 years, after a big second half carried it to a 79-54 win over Drexel (1-7) Tuesday night. Freshman PJ Dozier led the team with 16 points, and the team poured in 47 second-half points to put away a game that was tight throughout the first half.

The Gamecocks' 6-2 lead to start the game was soon slowed by fouls and turnovers, most notably two offensive fouls on Laimonas Chatkevicius in just three minutes of action. The Dragons took over a 9-6 lead after four minutes of action after using a 7-0 run in a span of just under two minutes and would carry the lead for the most of the next 10 minutes of play. The lead was helped in large part by a 3-of-3 start from 3-point range and a 50 percent field goal percentage in the first nine minutes of play.

Chris Silva helped keep the fans at Colonial Life Arena excited, first with a big block to deny a fast-break dunk, then later with a dunk of his own to cut the deficit to 17-15. Drexel would build its largest lead at 21-15, but Carolina earned the lead back down the stretch thanks to a lockdown at both ends of the court.

Immediately after going down by six, the Gamecocks went on an 11-0 run in the next three minutes to flip the scoreboard with a 26-21 advantage. It was punctuated by a 3-pointer from Chatkevicius, forcing Drexel into a timeout with 5:18 to go. For those remaining five minutes, the two teams combined for just a 3-of-13 effort from the floor and the Gamecocks were able to hold on for a 32-28 lead at halftime.

After a 6-of-12 start from the field, Drexel converted just 3-of-14 (21 percent) the rest of the way but still hit four 3s to keep within striking distance. Most of Carolina's damage would be done at the line, the Gamecocks attempted just two fewer free throws than field goals in the first half, thanks in large part to 14 fouls called on the Dragons. PJ Dozier alone would convert 9-of-13 at the charity stripe to lead the team in scoring at 13.

The Gamecocks scored nine points in the final 5:18 of the 1st half, but needed just the first 63 seconds of the second half to score another nine and take control of the game. Extra passes on the team's first two possessions led to wide-open 3s from Mindaugas Kacinas and Sindarius Thornwell, and Dozier converted a three-point play on the very next possession to force a timeout.

Faced with its largest deficit of the game at 43-28, Drexel continued a cold streak that plagued it in the final 10 minutes of the first half. The visitors went without a made field goal for the first five minutes of the second half, missing on its first 10 attempts and also coming up empty on three free throw tries.

The Dragons would get on the board with a basket at the 14:40 mark, but foul trouble up and down the lineup kept them from putting out a consistent rotation on the floor. Despite facing a Drexel full-court press for most of the half, the Gamecocks seemed to be unfazed and passed their way to a number of easy transition baskets and soon found themselves ahead by 20, 61-41, with eight minutes still to play.

The lead would peak at 25 on the game's final basket, a TeMarcus Blanton 3-pointer. All told, the Gamecocks shot 67 percent in the second half and spread the wealth on offense. Seven different players would score five points or more, led by six apiece from Blanton, Chatkevicius and Thornwell.

GAME 9



Official Basketball Box Score - Game Totals - Final Statistics
Drexel vs South Carolina
12/15/15 7 p.m. ET at Columbia, S.C. (Colonial Life Arena)

Drexel 54 • 1-7

| # | Player | Total | | | 3-Ptr | | | Rebounds | | | PF | TP | A | TO | Blk | Stl | Min |
|----|--------------------|-------|--------------|-------------|-------------|----------|-----------|-----------|-----------|-----------|-----------|-----------|----------|----------|------------|-----|-----|
| | | FG | FGA | FT | FTA | FG | FGA | FT | FTA | Off | | | | | | | |
| 24 | Williams, Rodney | f | 0-0 | 0-0 | 0-0 | 0 | 0 | 0 | 0 | 0 | 0 | 0 | 0 | 0 | 0 | 3 | |
| 32 | Abif, Kazembe | f | 4-7 | 1-1 | 0-0 | 1 | 3 | 4 | 2 | 9 | 0 | 1 | 1 | 0 | 23 | | |
| 11 | Allen, Tavon | g | 6-18 | 2-7 | 4-7 | 0 | 1 | 1 | 4 | 18 | 4 | 5 | 0 | 0 | 38 | | |
| 12 | Allen, Terrell | g | 2-3 | 0-0 | 0-0 | 0 | 1 | 1 | 5 | 4 | 3 | 3 | 0 | 0 | 19 | | |
| 13 | London, Rashann | g | 1-4 | 1-3 | 1-2 | 0 | 0 | 0 | 3 | 4 | 1 | 1 | 0 | 1 | 28 | | |
| 02 | Mojica, Sammy | g | 5-12 | 3-6 | 0-0 | 0 | 2 | 2 | 1 | 13 | 2 | 2 | 0 | 1 | 34 | | |
| 05 | Williams, Austin | g | 0-3 | 0-0 | 1-2 | 2 | 4 | 6 | 5 | 1 | 0 | 1 | 0 | 0 | 11 | | |
| 15 | Bah, Mohamed | g | 1-3 | 0-0 | 2-6 | 1 | 2 | 3 | 3 | 4 | 0 | 0 | 1 | 0 | 16 | | |
| 35 | Cartwright, Andrew | g | 0-0 | 0-0 | 0-0 | 0 | 0 | 0 | 0 | 0 | 0 | 0 | 0 | 0 | 3 | | |
| 55 | Myles, Tyshawn | g | 0-5 | 0-0 | 1-2 | 1 | 2 | 3 | 5 | 1 | 1 | 0 | 0 | 1 | 25 | | |
| | Team | | | | | 1 | 1 | 2 | | | | | | | | | |
| | Totals | | 19-55 | 7-17 | 9-19 | 6 | 16 | 22 | 28 | 54 | 11 | 13 | 2 | 3 | 200 | | |

FG % 1st Half: 9-26 34.6% 2nd half: 10-29 34.5% Game: 19-55 34.5% Deadball
3FG % 1st Half: 4-8 50.0% 2nd half: 3-9 33.3% Game: 7-17 41.2% Rebounds
FT % 1st Half: 6-10 60.0% 2nd half: 3-9 33.3% Game: 9-19 47.4% 7.2

South Carolina 79 • 9-0

| # | Player | Total | | | 3-Ptr | | | Rebounds | | | PF | TP | A | TO | Blk | Stl | Min |
|----|----------------------|-------|--------------|-------------|--------------|----------|-----------|-----------|-----------|-----------|-----------|-----------|----------|----------|------------|-----|-----|
| | | FG | FGA | FT | FTA | FG | FGA | FT | FTA | Off | | | | | | | |
| 14 | CHATKEVICIUS, L. | f | 4-5 | 1-2 | 0-1 | 1 | 2 | 3 | 3 | 9 | 1 | 3 | 3 | 0 | 21 | | |
| 24 | CARRERA, Michael | f | 4-6 | 0-0 | 2-3 | 0 | 3 | 3 | 4 | 10 | 0 | 0 | 2 | 1 | 19 | | |
| 25 | KACINAS, Mindaugas | f | 2-2 | 1-1 | 0-1 | 0 | 2 | 2 | 3 | 5 | 0 | 1 | 0 | 0 | 11 | | |
| 00 | THORNWELL, Sindarius | g | 4-8 | 2-3 | 3-4 | 1 | 3 | 4 | 1 | 13 | 5 | 1 | 0 | 1 | 28 | | |
| 15 | DOZIER, PJ | g | 3-6 | 0-0 | 10-16 | 0 | 4 | 4 | 0 | 16 | 3 | 1 | 0 | 0 | 24 | | |
| 01 | STROMAN, Marcus | g | 0-1 | 0-0 | 2-4 | 1 | 4 | 5 | 1 | 2 | 2 | 2 | 1 | 0 | 16 | | |
| 02 | DOBY, Raymond | g | 0-0 | 0-0 | 0-0 | 0 | 0 | 0 | 0 | 0 | 0 | 1 | 0 | 0 | 3 | | |
| 04 | GREGORY, Jamall | g | 0-0 | 0-0 | 1-2 | 0 | 0 | 0 | 0 | 1 | 1 | 0 | 0 | 1 | 3 | | |
| 05 | BLANTON, TeMarcus | g | 2-2 | 0-0 | 2-2 | 0 | 0 | 1 | 1 | 0 | 0 | 0 | 0 | 0 | 3 | | |
| 10 | NOTICE, Duane | g | 2-6 | 0-3 | 1-2 | 1 | 1 | 2 | 0 | 5 | 0 | 2 | 0 | 1 | 19 | | |
| 20 | MCKIE, Justin | g | 1-4 | 0-1 | 1-2 | 1 | 0 | 1 | 2 | 3 | 1 | 0 | 0 | 0 | 11 | | |
| 23 | COBB, Eric | g | 0-1 | 0-0 | 0-0 | 0 | 4 | 4 | 2 | 0 | 0 | 1 | 1 | 0 | 12 | | |
| 30 | SILVA, Chris | g | 3-5 | 0-0 | 3-4 | 2 | 5 | 7 | 3 | 9 | 1 | 3 | 2 | 2 | 30 | | |
| | Team | | | | | 1 | 4 | 5 | | | | | | | | | |
| | Totals | | 25-46 | 6-12 | 23-39 | 8 | 33 | 41 | 19 | 79 | 14 | 15 | 9 | 6 | 200 | | |

FG % 1st Half: 9-22 40.9% 2nd half: 16-24 66.7% Game: 25-46 54.3% Deadball
3FG % 1st Half: 1-5 20.0% 2nd half: 5-7 71.4% Game: 6-12 50.0% Rebounds
FT % 1st Half: 13-20 65.0% 2nd half: 10-19 52.6% Game: 23-39 59.0% 11

Officials: Lee Caspell, Jamie Luckie, James Breeding
Technical fouls: Drexel-None, South Carolina-None.
Attendance: 8481

| Score by periods | 1st | 2nd | Total |
|------------------|-----|-----|-------|
| Drexel | 28 | 26 | 54 |
| South Carolina | 32 | 47 | 79 |

| | In | Off | 2nd | Fast |
|--------|-------|-----|--------|-------|
| Points | Paint | T/O | Chance | Break |
| DREXEL | 12 | 2 | 3 | 0 |
| SC | 34 | 18 | 9 | 10 |

Last FG - DREXEL 2nd-01:03, SC 2nd-00:32. Score tied - 1 time.
Largest lead - DREXEL by 6 1st-08:23, SC by 25 2nd-00:32. Lead changed - 4 times.
DREXEL led for 10:09, SC led for 29:33, Game was tied for 00:18.



#24 - MICHAEL CARRERA

SENIOR | FORWARD | 6'5" | 214 | 3 LETTERS

ANZOÁTEGUI, VENEZUELA/MONTROSE CHRISTIAN SCHOOL

SEASON NOTABLES

- Team's top returning rebounder after collecting 5.7 per game last season
- Has led the team in rebounding all three of his seasons at South Carolina, including a career high 7.2 per game during his rookie season (2012-13)
- Scored five points and collected three rebounds before fouling out of exhibition vs. Allen
- Tallied four points and collected six rebounds in season opener vs. Norfolk State
- Scored eight points with six rebounds in just 15 minutes against Oral Roberts
- Led team with four assists vs. DePaul, adding seven points and seven rebounds in 27 minutes
- Posted a season high with 17 points, adding four rebounds and two blocks in win vs. Hofstra
- Came a rebound shy of a double-double against Tulsa, with 16 points and nine rebounds in 29 minutes
- Third-straight game with double-figures, scoring 13 with four assists and a team high three steals vs. Lipscomb
- Scored nine of his 16 points against Western Carolina during a game-changing 19-0 run in the first half
- Led the team with a season-high 19 points in a win over USF, with three steals over 32 minutes
- Reached double figures in scoring for the fifth-straight game, scoring 10 with a pair of blocks vs. Drexel

CARRERA'S CAREER HIGHS

Points

Career 23, vs. LSU (Jan. 16, 2013)

Season 19, vs. USF (Dec. 5, 2015)

Field Goals

Career 7, twice, last vs. Hofstra (Nov. 22, 2015)

Season 7, vs. Hofstra (Nov. 22, 2015)

Field Goal Attempts

Career 13, twice, last vs. Texas A&M (March 2, 2013)

Season 11, twice, last vs. USF (Dec. 5, 2015)

3-Point Field Goals

Career 3, twice, last vs. USF (Dec. 5, 2015)

Season 3, twice, last vs. USF (Dec. 5, 2015)

3-Point Field Goal Attempts

Career 6, vs. USF (Dec. 5, 2015)

Season 6, vs. USF (Dec. 5, 2015)

Free Throws

Career 9, vs. LSU (Jan. 16, 2013)

Season 6, vs. USF (Dec. 5, 2015)

Free Throw Attempts

Career 10, vs. LSU (Jan. 16, 2013)

Season 8, vs. USF (Dec. 5, 2015)

Rebounds

Career 15, vs. Milwaukee (Nov. 1, 2012)

Season 9, vs. Tulsa (Nov. 23, 2015)

Assists

Career 5, vs. Auburn (Jan. 12, 2013)

Season 4, vs. DePaul (Nov. 20, 2015)

Blocks

Career 4, twice, last vs. Alabama (Feb. 15, 2014)

Season 2, 3x, last vs. Drexel (Dec. 15, 2015)

Steals

Career 4, at Texas A&M (Jan. 15, 2014)

Season 3, twice, last vs. USF (Dec. 5, 2015)

Minutes Played

Career 36, vs. LSU (Jan. 16, 2013)

Season 32, vs. USF (Dec. 5, 2015)

2015-16

| Opponent | Date | GS | Min | FG-FGA | Pct | 3FG-FGA | Pct | FT-FTA | Pct | Off | Def | Tot | Avg | PF | FO | A | TO | Blk | Stl | Pts | Avg |
|----------------------|----------|----|-----|--------|------|---------|-------|--------|-------|-----|-----|-----|-----|----|----|---|----|-----|-----|-----|------|
| Norfolk State | 11/14/15 | * | 26 | 1-8 | .125 | 1-4 | .250 | 1-2 | .500 | 1 | 5 | 6 | 6.0 | 1 | 0 | 1 | 2 | 1 | 1 | 4 | 4.0 |
| Oral Roberts | 11/16/15 | * | 15 | 3-5 | .600 | 0-0 | .000 | 2-2 | 1.000 | 2 | 4 | 6 | 6.0 | 3 | 0 | 2 | 0 | 0 | 1 | 8 | 6.0 |
| vs. DePaul | 11/20/15 | * | 27 | 2-3 | .667 | 1-1 | 1.000 | 2-2 | 1.000 | 2 | 5 | 7 | 6.3 | 3 | 0 | 4 | 1 | 0 | 0 | 7 | 6.3 |
| vs. Hofstra | 11/22/15 | * | 27 | 7-11 | .636 | 2-2 | 1.000 | 1-2 | .500 | 1 | 3 | 4 | 5.8 | 3 | 0 | 1 | 1 | 2 | 0 | 17 | 9.0 |
| vs. Tulsa | 11/23/15 | * | 29 | 6-10 | .600 | 1-2 | .500 | 3-4 | .750 | 4 | 5 | 9 | 6.4 | 4 | 0 | 2 | 0 | 0 | 0 | 16 | 10.4 |
| Lipscomb | 11/27/15 | * | 21 | 4-6 | .667 | 2-3 | .667 | 3-3 | 1.000 | 1 | 3 | 4 | 6.0 | 4 | 0 | 1 | 3 | 1 | 3 | 13 | 10.8 |
| Western Carolina | 11/30/15 | * | 26 | 4-7 | .571 | 3-4 | .750 | 5-5 | 1.000 | 0 | 2 | 2 | 5.4 | 1 | 0 | 2 | 2 | 2 | 2 | 16 | 11.6 |
| USF | 12/5/15 | * | 32 | 5-11 | .455 | 3-6 | .500 | 6-8 | .750 | 0 | 7 | 7 | 5.6 | 2 | 0 | 1 | 3 | 1 | 3 | 19 | 12.5 |
| Drexel | 12/15/15 | * | 19 | 4-6 | .667 | 0-0 | .000 | 2-3 | .667 | 0 | 3 | 3 | 5.3 | 4 | 0 | 0 | 0 | 2 | 1 | 10 | 12.2 |
| at Clemson | 12/18/15 | | | | | | | | | | | | | | | | | | | | |
| vs. St. John's | 12/22/15 | | | | | | | | | | | | | | | | | | | | |
| Francis Marion | 12/30/15 | | | | | | | | | | | | | | | | | | | | |
| Memphis | 1/2/16 | | | | | | | | | | | | | | | | | | | | |
| at Auburn | 1/5/16 | | | | | | | | | | | | | | | | | | | | |
| Vanderbilt | 1/9/16 | | | | | | | | | | | | | | | | | | | | |
| at Alabama | 1/13/16 | | | | | | | | | | | | | | | | | | | | |
| Missouri | 1/16/16 | | | | | | | | | | | | | | | | | | | | |
| at Ole Miss | 1/19/16 | | | | | | | | | | | | | | | | | | | | |
| at Tennessee | 1/23/16 | | | | | | | | | | | | | | | | | | | | |
| Mississippi State | 1/26/16 | | | | | | | | | | | | | | | | | | | | |
| Alabama | 1/30/16 | | | | | | | | | | | | | | | | | | | | |
| at Georgia | 2/2/16 | | | | | | | | | | | | | | | | | | | | |
| Texas A&M | 2/6/16 | | | | | | | | | | | | | | | | | | | | |
| LSU | 2/10/16 | | | | | | | | | | | | | | | | | | | | |
| Kentucky | 2/13/16 | | | | | | | | | | | | | | | | | | | | |
| at Missouri | 2/16/16 | | | | | | | | | | | | | | | | | | | | |
| Florida | 2/20/16 | | | | | | | | | | | | | | | | | | | | |
| Tennessee | 2/24/16 | | | | | | | | | | | | | | | | | | | | |
| at Mississippi State | 2/27/16 | | | | | | | | | | | | | | | | | | | | |
| Georgia | 3/3/16 | | | | | | | | | | | | | | | | | | | | |
| at Arkansas | 3/5/16 | | | | | | | | | | | | | | | | | | | | |

CAREER STATISTICS

| Season | GP-GS | Min | Avg | FG | FGA | Pct | 3FG | 3FGA | Pct | FT | FTA | Pct | Off | Def | Tot | Avg | PF | FO | Ast | TO | Blk | Stl | Pts | Avg |
|---------------|--------------|-------------|-------------|------------|------------|-------------|-----------|------------|-------------|------------|------------|-------------|------------|------------|------------|------------|------------|----------|-----------|------------|-----------|-----------|------------|------------|
| 2012-13 | 27-22 | 572 | 21.2 | 89 | 201 | .443 | 7 | 20 | .350 | 83 | 112 | .741 | 80 | 115 | 195 | 7.2 | 85 | 5 | 17 | 51 | 17 | 9 | 268 | 9.9 |
| 2013-14 | 33-20 | 649 | 19.7 | 64 | 169 | .379 | 7 | 30 | .233 | 63 | 100 | .630 | 76 | 110 | 186 | 5.6 | 87 | 1 | 17 | 38 | 32 | 26 | 198 | 6.0 |
| 2014-15 | 30-21 | 635 | 21.2 | 70 | 167 | .419 | 12 | 39 | .308 | 62 | 88 | .705 | 65 | 107 | 172 | 5.7 | 88 | 3 | 12 | 32 | 20 | 12 | 214 | 7.1 |
| 2015-16 | 9-9 | 222 | 24.7 | 36 | 67 | .537 | 13 | 22 | .591 | 25 | 31 | .806 | 11 | 37 | 48 | 5.3 | 25 | 0 | 14 | 12 | 9 | 11 | 110 | 12.2 |
| Totals | 99-72 | 2078 | 21.0 | 259 | 604 | .429 | 39 | 111 | .351 | 233 | 331 | .704 | 232 | 369 | 601 | 6.1 | 285 | 9 | 60 | 133 | 78 | 58 | 790 | 8.0 |

CAREER SEC STATISTICS

| Season | GP-GS | Min | Avg | FG | FGA | Pct | 3FG | 3FGA | Pct | FT | FTA | Pct | Off | Def | Tot | Avg | PF | FO | Ast | TO | Blk | Stl | Pts | Avg |
|---------------|--------------|-------------|-------------|------------|------------|-------------|-----------|-----------|-------------|------------|------------|-------------|------------|------------|------------|------------|------------|----------|-----------|-----------|-----------|-----------|------------|------------|
| 2013 | 18-15 | 394 | 21.9 | 59 | 139 | .424 | 5 | 15 | .333 | 53 | 74 | .716 | 54 | 77 | 131 | 7.3 | 57 | 4 | 11 | 32 | 8 | 8 | 176 | 9.8 |
| 2014 | 18-14 | 395 | 21.9 | 34 | 90 | .378 | 3 | 13 | .231 | 32 | 55 | .582 | 49 | 69 | 118 | 6.6 | 52 | 1 | 9 | 18 | 19 | 16 | 103 | 5.7 |
| 2015 | 18-13 | 404 | 22.4 | 43 | 101 | .426 | 7 | 24 | .292 | 40 | 51 | .784 | 46 | 69 | 107 | 6.4 | 54 | 2 | 9 | 21 | 12 | 6 | 133 | 7.4 |
| Totals | 54-42 | 1194 | 22.1 | 136 | 330 | .412 | 15 | 52 | .288 | 125 | 180 | .694 | 149 | 215 | 364 | 6.7 | 163 | 7 | 29 | 71 | 39 | 30 | 412 | 7.6 |

GAME #10 - AT CLEMSON - FRIDAY, DEC. 18, 2015 - GAMECOCK BASKETBALL



#14 - LAIMONAS CHATKEVICIUS

SENIOR | FORWARD | 6'11" | 245 | 3 LETTERS

KLAIPEDA, LITHUANIA/SOUTH KENT SCHOOL (CONN.)

SEASON NOTABLES

- Put together best season of his career during junior campaign, nearly doubling season scoring average and more than doubling blocked shots
- 1.3 blocks per game as a junior ranked eighth in the SEC
- Tallied a double-double in exhibition vs. Allen with 12 points and 13 rebounds, including five offensive boards
- 13 points with four rebounds, one assist and one block in 21 minutes in the opener vs. Norfolk State
- Erupted for 19 second-half points to set a new career high of 27 in a win over Oral Roberts
- Seven points and five rebounds, including three offensive boards, in win vs. DePaul
- Tallied 17 points and five rebounds along with a team high three blocks in win vs. Hofstra
- Scored 17 points in 27 minutes of play against Tulsa in the Paradise Jam finale
- Led the team for the second-straight game, posting his fifth double-figure outing of the season with 17 points vs. Lipscomb; a perfect 7-of-7 from the floor vs. the Bisons
- Finished with three blocks to go with nine points against Drexel

CHATKEVICIUS' CAREER HIGHS

Points

Career 27, vs. Oral Roberts (Nov. 16, 2015)
 Season 27, vs. Oral Roberts (Nov. 16, 2015)

Field Goals

Career 9, vs. Oral Roberts (Nov. 16, 2015)
 Season 9, vs. Oral Roberts (Nov. 16, 2015)

Field Goal Attempts

Career 14, twice, last vs. Hofstra (Nov. 22, 2015)
 Season 14, twice, last vs. Hofstra (Nov. 22, 2015)

3-Point Field Goals

Career 2, twice, last vs. Oral Roberts (Nov. 16, 2015)
 Season 2, vs. Oral Roberts (Nov. 16, 2015)

3-Point Field Goal Attempts

Career 3, vs. Oral Roberts (Nov. 16, 2015)
 Season 3, vs. Oral Roberts (Nov. 16, 2015)

Free Throws

Career 8, vs. Arkansas (March 13, 2014)
 Season 7, vs. Oral Roberts (Nov. 16, 2015)

Free Throw Attempts

Career 11, vs. Oral Roberts (Nov. 16, 2015)
 Season 11, vs. Oral Roberts (Nov. 16, 2015)

Rebounds

Career 13, vs. UNC Asheville (Nov. 26, 2014)
 Season 6, vs. Oral Roberts (Nov. 16, 2015)

Assists

Career 4, vs. Jacksonville (Dec. 7, 2012)
 Season 2, vs. USF (Dec. 5, 2015)

Blocks

Career 3, 8x, last vs. Drexel (Dec. 15, 2015)
 Season 3, twice, last vs. Drexel (Dec. 15, 2015)

Steals

Career 3, at Tennessee (Feb. 8, 2014)
 Season 2, vs. USF (Dec. 5, 2015)

Minutes Played

Career 35, vs. Mississippi State (Feb. 28, 2015)
 Season 28, vs. Hofstra (Nov. 22, 2015)

2015-16

| Opponent | Date | GS | Min | FG-FGA | Pct | 3FG-FGA | Pct | FT-FTA | Pct | Off | Def | Tot | Avg | PF | FO | A | TO | Blk | Stl | Pts | Avg |
|----------------------|----------|----|-----|--------|-------|---------|-------|--------|-------|-----|-----|-----|-----|----|----|---|----|-----|-----|-----|------|
| Norfolk State | 11/14/15 | * | 21 | 5-8 | .625 | 0-1 | .000 | 3-3 | 1.000 | 3 | 1 | 4 | 4.0 | 2 | 0 | 1 | 0 | 1 | 0 | 13 | 13.0 |
| Oral Roberts | 11/16/15 | * | 25 | 9-14 | .643 | 2-3 | .667 | 7-11 | .636 | 4 | 2 | 6 | 5.0 | 3 | 0 | 0 | 1 | 1 | 1 | 27 | 20.0 |
| vs. DePaul | 11/20/15 | * | 23 | 3-11 | .272 | 0-1 | .000 | 1-2 | .500 | 3 | 2 | 5 | 5.0 | 3 | 0 | 0 | 1 | 1 | 0 | 7 | 15.7 |
| vs. Hofstra | 11/22/15 | * | 28 | 8-14 | .571 | 0-0 | .000 | 1-3 | .333 | 3 | 2 | 5 | 5.0 | 1 | 0 | 1 | 0 | 3 | 1 | 17 | 16.0 |
| vs. Tulsa | 11/23/15 | * | 27 | 6-10 | .600 | 1-1 | 1.000 | 4-4 | 1.000 | 0 | 3 | 3 | 4.6 | 4 | 0 | 0 | 0 | 1 | 1 | 17 | 16.2 |
| Lipscomb | 11/27/15 | * | 24 | 7-7 | 1.000 | 0-0 | .000 | 3-3 | 1.000 | 1 | 2 | 3 | 4.3 | 3 | 0 | 1 | 2 | 1 | 1 | 17 | 16.3 |
| Western Carolina | 11/30/15 | * | 21 | 3-7 | .429 | 0-0 | .000 | 0-0 | .000 | 1 | 4 | 5 | 4.4 | 2 | 0 | 1 | 2 | 1 | 0 | 6 | 14.9 |
| USF | 12/5/15 | * | 19 | 2-5 | .400 | 0-1 | .000 | 0-2 | .000 | 1 | 4 | 5 | 4.5 | 2 | 0 | 2 | 1 | 0 | 2 | 4 | 13.5 |
| Drexel | 12/15/15 | * | 21 | 4-5 | .800 | 1-2 | .500 | 0-1 | .000 | 1 | 2 | 3 | 4.3 | 3 | 0 | 1 | 3 | 3 | 0 | 9 | 13.0 |
| at Clemson | 12/18/15 | | | | | | | | | | | | | | | | | | | | |
| vs. St. John's | 12/22/15 | | | | | | | | | | | | | | | | | | | | |
| Francis Marion | 12/30/15 | | | | | | | | | | | | | | | | | | | | |
| Memphis | 1/2/16 | | | | | | | | | | | | | | | | | | | | |
| at Auburn | 1/5/16 | | | | | | | | | | | | | | | | | | | | |
| Vanderbilt | 1/9/16 | | | | | | | | | | | | | | | | | | | | |
| at Alabama | 1/13/16 | | | | | | | | | | | | | | | | | | | | |
| Missouri | 1/16/16 | | | | | | | | | | | | | | | | | | | | |
| at Ole Miss | 1/19/16 | | | | | | | | | | | | | | | | | | | | |
| at Tennessee | 1/23/16 | | | | | | | | | | | | | | | | | | | | |
| Mississippi State | 1/26/16 | | | | | | | | | | | | | | | | | | | | |
| Alabama | 1/30/16 | | | | | | | | | | | | | | | | | | | | |
| at Georgia | 2/2/16 | | | | | | | | | | | | | | | | | | | | |
| Texas A&M | 2/6/16 | | | | | | | | | | | | | | | | | | | | |
| LSU | 2/10/16 | | | | | | | | | | | | | | | | | | | | |
| Kentucky | 2/13/16 | | | | | | | | | | | | | | | | | | | | |
| at Missouri | 2/16/16 | | | | | | | | | | | | | | | | | | | | |
| Florida | 2/20/16 | | | | | | | | | | | | | | | | | | | | |
| Tennessee | 2/24/16 | | | | | | | | | | | | | | | | | | | | |
| at Mississippi State | 2/27/16 | | | | | | | | | | | | | | | | | | | | |
| Georgia | 3/3/16 | | | | | | | | | | | | | | | | | | | | |
| at Arkansas | 3/5/16 | | | | | | | | | | | | | | | | | | | | |

CAREER STATISTICS

| Season | GP-GS | Min | Avg | FG | FGA | Pct | 3FG | 3FGA | Pct | FT | FTA | Pct | Off | Def | Tot | Avg | PF | FO | Ast | TO | Blk | Stl | Pts | Avg |
|---------------|--------------|-------------|-------------|------------|------------|-------------|-----------|-----------|-------------|------------|------------|-------------|------------|------------|------------|------------|------------|----------|-----------|------------|-----------|-----------|------------|------------|
| 2012-13 | 23-10 | 304 | 13.2 | 38 | 85 | .447 | 3 | 10 | .300 | 22 | 36 | .611 | 28 | 46 | 74 | 3.2 | 42 | 1 | 12 | 32 | 13 | 3 | 101 | 4.4 |
| 2013-14 | 33-1 | 426 | 12.9 | 65 | 121 | .537 | 0 | 1 | .000 | 29 | 42 | .690 | 40 | 94 | 134 | 4.1 | 78 | 2 | 13 | 32 | 20 | 13 | 159 | 4.8 |
| 2014-15 | 33-26 | 753 | 22.8 | 118 | 237 | .498 | 8 | 27 | .296 | 40 | 55 | .727 | 52 | 120 | 172 | 5.2 | 74 | 2 | 21 | 45 | 44 | 11 | 284 | 8.6 |
| 2015-16 | 9-9 | 209 | 23.2 | 47 | 81 | .580 | 4 | 9 | .444 | 19 | 29 | .655 | 17 | 22 | 39 | 4.3 | 23 | 0 | 7 | 9 | 12 | 6 | 117 | 13.0 |
| Totals | 98-46 | 1692 | 17.3 | 268 | 524 | .511 | 15 | 47 | .319 | 110 | 162 | .679 | 137 | 282 | 419 | 4.3 | 217 | 5 | 53 | 118 | 89 | 33 | 661 | 6.7 |

CAREER SEC STATISTICS

| Season | GP-GS | Min | Avg | FG | FGA | Pct | 3FG | 3FGA | Pct | FT | FTA | Pct | Off | Def | Tot | Avg | PF | FO | Ast | TO | Blk | Stl | Pts | Avg |
|---------------|--------------|------------|-------------|------------|------------|-------------|----------|-----------|-------------|-----------|-----------|-------------|-----------|------------|------------|------------|------------|----------|-----------|-----------|-----------|-----------|------------|------------|
| 2013 | 15-10 | 214 | 14.3 | 23 | 59 | .390 | 2 | 7 | .286 | 19 | 28 | .679 | 17 | 35 | 52 | 3.5 | 30 | 1 | 5 | 22 | 11 | 2 | 67 | 4.5 |
| 2014 | 18-1 | 241 | 13.4 | 36 | 64 | .563 | 0 | 1 | .000 | 10 | 17 | .588 | 19 | 53 | 72 | 4.0 | 51 | 2 | 9 | 22 | 12 | 9 | 82 | 4.6 |
| 2015 | 18-16 | 418 | 23.2 | 57 | 125 | .456 | 4 | 17 | .235 | 21 | 29 | .724 | 25 | 64 | 89 | 4.9 | 46 | 1 | 13 | 19 | 22 | 5 | 139 | 7.7 |
| Totals | 51-27 | 873 | 17.1 | 116 | 248 | .468 | 6 | 25 | .240 | 50 | 74 | .676 | 61 | 152 | 213 | 4.2 | 127 | 4 | 27 | 63 | 45 | 16 | 288 | 5.6 |



#25 - MINDAUGAS KACINAS

SENIOR | FORWARD | 6'7" | 229 | 3 LETTERS

KLAIPEDA, LITHUANIA/WORD OF LIFE FIRE TRADITIONAL SCHOOL

SEASON NOTABLES

- Ranks seventh in Gamecock history in career field goal percentage (54.6%), after leading the team in the category the last two seasons
- Averaged 2.3 offensive rebounds per game as a junior
- DNP in exhibition vs. Allen due to lower back pain
- Earned the start in the opener vs. Norfolk State, posting eight points, with four rebounds and two assists in 28 minutes
- Recorded his fourth career double double in a win over Oral Roberts, leading the team with 13 rebounds to go with 12 points.
- Scored a career high with 23 points, while hitting career marks with 10 makes at the foul line on 13 attempts, to lead Gamecocks in win vs. DePaul
- Led the Gamecocks for the second straight game with 18 points and five rebounds in win vs. Hofstra at the Paradise Jam
- Scored 11 points with eight rebounds against Tulsa, and earned a spot on the Paradise Jam all-tournament team for his efforts through the week
- Another steady performance vs. Lipscomb, scoring 15 points with six rebounds and a block; hit 7-of-10 from the floor vs. the Bisons
- Recorded his fifth career double-double against Western Carolina, hitting 8-of-11 attempts with 11 rebounds

KACINAS' CAREER HIGHS

Points

Career 23, vs. DePaul (Nov. 20, 2015)
 Season 23, vs. DePaul (Nov. 20, 2015)

Field Goals

Career 9, vs. Hofstra (Nov. 22, 2015)
 Season 9, vs. Hofstra (Nov. 22, 2015)

Field Goal Attempts

Career 13, vs. DePaul (Nov. 20, 2015)
 Season 13, vs. DePaul (Nov. 20, 2015)

3-Point Field Goals

Career 2, 3x, last vs. Western Carolina (Nov. 30, 2015)
 Season 2, vs. Western Carolina (Nov. 30, 2015)

3-Point Field Goal Attempts

Career 5, vs. DePaul (Nov. 20, 2015)
 Season 5, vs. DePaul (Nov. 20, 2015)

Free Throws

Career 10, vs. DePaul (Nov. 20, 2015)
 Season 10, vs. DePaul (Nov. 20, 2015)

Free Throw Attempts

Career 15, vs. DePaul (Nov. 20, 2015)
 Season 15, vs. DePaul (Nov. 20, 2015)

Rebounds

Career 14, vs. Longwood (Nov. 9, 2013)
 Season 13, vs. Oral Roberts (Nov. 16, 2015)

Assists

Career 3, 4x, last vs. Oklahoma St. (Dec. 6, 2014)
 Season 2, twice, last vs. Oral Roberts (Nov. 16, 2015)

Blocks

Career 3, vs. Appalachian State (Dec. 19, 2012)
 Season 2, vs. DePaul (Nov. 20, 2015)

Steals

Career 4, at Marshall (Dec. 1, 2014)
 Season 1, 3x, last vs. USF (Dec. 5, 2015)

Minutes Played

Career 36, 3x, last vs. Florida (March 4, 2014)
 Season 33, 3x, last vs. Hofstra (Nov. 22, 2015)

2015-16

| Opponent | Date | GS | Min | FG-FGA | Pct | 3FG-FGA | Pct | FT-FTA | Pct | Off | Def | Tot | Avg | PF | FO | A | TO | Blk | Stl | Pts | Avg |
|----------------------|----------|----|-----|--------|-------|---------|-------|--------|-------|-----|-----|-----|-----|----|----|---|----|-----|-----|-----|------|
| Norfolk State | 11/14/15 | * | 28 | 2-7 | .285 | 1-3 | .333 | 3-4 | .750 | 3 | 1 | 4 | 4.0 | 2 | 0 | 2 | 1 | 0 | 0 | 8 | 8.0 |
| Oral Roberts | 11/16/15 | * | 33 | 4-10 | .400 | 0-2 | .000 | 4-4 | 1.000 | 6 | 7 | 13 | 8.5 | 2 | 0 | 2 | 2 | 1 | 0 | 12 | 10.0 |
| vs. DePaul | 11/20/15 | * | 33 | 6-13 | .461 | 1-5 | .200 | 10-15 | .667 | 4 | 1 | 5 | 7.3 | 2 | 0 | 1 | 1 | 2 | 0 | 23 | 14.3 |
| vs. Hofstra | 11/22/15 | * | 31 | 9-10 | .900 | 0-1 | .000 | 0-1 | .000 | 2 | 3 | 5 | 6.8 | 3 | 0 | 1 | 2 | 0 | 1 | 18 | 15.3 |
| vs. Tulsa | 11/23/15 | * | 32 | 4-6 | .667 | 1-2 | .500 | 2-4 | .500 | 1 | 7 | 8 | 7.0 | 2 | 0 | 2 | 0 | 0 | 0 | 11 | 14.4 |
| Lipscomb | 11/27/15 | * | 30 | 7-10 | .700 | 0-1 | .000 | 1-2 | .500 | 2 | 4 | 6 | 6.8 | 2 | 0 | 0 | 1 | 1 | 0 | 15 | 14.5 |
| Western Carolina | 11/30/15 | * | 26 | 8-11 | .727 | 2-2 | 1.000 | 2-2 | 1.000 | 5 | 6 | 11 | 7.4 | 1 | 0 | 0 | 0 | 0 | 1 | 20 | 15.3 |
| USF | 12/5/15 | * | 28 | 4-4 | 1.000 | 0-0 | .000 | 0-1 | .000 | 2 | 1 | 3 | 6.9 | 2 | 0 | 1 | 2 | 0 | 1 | 8 | 14.4 |
| Drexel | 12/15/15 | * | 11 | 2-2 | 1.000 | 1-1 | 1.000 | 0-1 | .000 | 0 | 2 | 2 | 6.3 | 3 | 0 | 0 | 1 | 0 | 0 | 5 | 13.3 |
| at Clemson | 12/18/15 | | | | | | | | | | | | | | | | | | | | |
| vs. St. John's | 12/22/15 | | | | | | | | | | | | | | | | | | | | |
| Francis Marion | 12/30/15 | | | | | | | | | | | | | | | | | | | | |
| Memphis | 1/2/16 | | | | | | | | | | | | | | | | | | | | |
| at Auburn | 1/5/16 | | | | | | | | | | | | | | | | | | | | |
| Vanderbilt | 1/9/16 | | | | | | | | | | | | | | | | | | | | |
| at Alabama | 1/13/16 | | | | | | | | | | | | | | | | | | | | |
| Missouri | 1/16/16 | | | | | | | | | | | | | | | | | | | | |
| at Ole Miss | 1/19/16 | | | | | | | | | | | | | | | | | | | | |
| at Tennessee | 1/23/16 | | | | | | | | | | | | | | | | | | | | |
| Mississippi State | 1/26/16 | | | | | | | | | | | | | | | | | | | | |
| Alabama | 1/30/16 | | | | | | | | | | | | | | | | | | | | |
| at Georgia | 2/2/16 | | | | | | | | | | | | | | | | | | | | |
| Texas A&M | 2/6/16 | | | | | | | | | | | | | | | | | | | | |
| LSU | 2/10/16 | | | | | | | | | | | | | | | | | | | | |
| Kentucky | 2/13/16 | | | | | | | | | | | | | | | | | | | | |
| at Missouri | 2/16/16 | | | | | | | | | | | | | | | | | | | | |
| Florida | 2/20/16 | | | | | | | | | | | | | | | | | | | | |
| Tennessee | 2/24/16 | | | | | | | | | | | | | | | | | | | | |
| at Mississippi State | 2/27/16 | | | | | | | | | | | | | | | | | | | | |
| Georgia | 3/3/16 | | | | | | | | | | | | | | | | | | | | |
| at Arkansas | 3/5/16 | | | | | | | | | | | | | | | | | | | | |

CAREER STATISTICS

| Season | GP-GS | Min | Avg | FG | FGA | Pct | 3FG | 3FGA | Pct | FT | FTA | Pct | Off | Def | Tot | Avg | PF | FO | Ast | TO | Blk | Stl | Pts | Avg |
|---------------|---------------|-------------|-------------|------------|------------|-------------|-----------|-----------|-------------|------------|------------|-------------|------------|------------|------------|------------|------------|----------|-----------|------------|-----------|-----------|------------|------------|
| 2012-13 | 31-9 | 606 | 19.5 | 57 | 110 | .518 | 4 | 20 | .200 | 34 | 50 | .680 | 50 | 66 | 116 | 3.7 | 67 | 1 | 21 | 46 | 15 | 10 | 152 | 4.9 |
| 2013-14 | 34-27 | 818 | 24.1 | 70 | 126 | .556 | 0 | 2 | .000 | 50 | 77 | .649 | 80 | 95 | 175 | 5.1 | 103 | 4 | 12 | 53 | 21 | 31 | 190 | 5.6 |
| 2014-15 | 33-0 | 710 | 21.5 | 74 | 132 | .561 | 9 | 29 | .310 | 43 | 59 | .729 | 77 | 91 | 168 | 5.1 | 82 | 3 | 18 | 34 | 14 | 20 | 200 | 6.1 |
| 2015-16 | 9-9 | 252 | 28.0 | 46 | 73 | .630 | 6 | 17 | .353 | 22 | 34 | .647 | 25 | 32 | 57 | 6.3 | 19 | 0 | 9 | 10 | 4 | 4 | 120 | 13.3 |
| Totals | 107-45 | 2386 | 22.3 | 247 | 441 | .560 | 19 | 68 | .279 | 149 | 220 | .677 | 232 | 284 | 516 | 4.8 | 271 | 8 | 60 | 143 | 54 | 65 | 662 | 6.2 |

CAREER SEC STATISTICS

| Season | GP-GS | Min | Avg | FG | FGA | Pct | 3FG | 3FGA | Pct | FT | FTA | Pct | Off | Def | Tot | Avg | PF | FO | Ast | TO | Blk | Stl | Pts | Avg |
|---------------|--------------|-------------|-------------|-----------|------------|-------------|----------|-----------|-------------|-----------|-----------|-------------|-----------|------------|------------|------------|------------|----------|-----------|-----------|-----------|-----------|------------|------------|
| 2013 | 17-4 | 255 | 15.0 | 16 | 40 | .400 | 1 | 7 | .143 | 11 | 16 | .688 | 14 | 27 | 41 | 2.4 | 32 | 0 | 7 | 18 | 2 | 4 | 44 | 2.6 |
| 2014 | 18-11 | 382 | 21.2 | 34 | 57 | .596 | 0 | 0 | .000 | 24 | 36 | .667 | 38 | 38 | 76 | 4.2 | 58 | 2 | 2 | 23 | 13 | 20 | 92 | 5.1 |
| 2015 | 18-0 | 375 | 20.8 | 40 | 72 | .556 | 6 | 18 | .333 | 19 | 30 | .633 | 37 | 42 | 79 | 4.4 | 50 | 2 | 9 | 17 | 7 | 6 | 105 | 5.8 |
| Totals | 53-15 | 1012 | 19.1 | 90 | 169 | .533 | 7 | 25 | .280 | 54 | 82 | .659 | 89 | 107 | 196 | 3.7 | 140 | 4 | 18 | 58 | 22 | 30 | 241 | 4.5 |



#20 - JUSTIN MCKIE

JUNIOR | GUARD | 6'4" | 197 | 2 LETTERS
COLUMBIA, S.C./IRMO

SEASON NOTABLES

- Put up career numbers in every major category as a sophomore, averaging 3.2 points and 1.8 rebounds in 11.3 minutes per game
- Tallied three points and three assists in exhibition vs. Allen
- Saw action in the opener vs. Norfolk State, scoring five points and collecting one rebound
- Played a season high 19 minutes vs. Lipscomb, scoring six points and dishing a career-high five assists

MCKIE'S CAREER HIGHS

Points

Career 12, at Marshall (Dec. 1, 2014)
Season 6, vs. Lipscomb (Nov. 27, 2015)

Field Goals

Career 5, at Marshall (Dec. 1, 2014)
Season 3, vs. Lipscomb (Nov. 27, 2015)

Field Goal Attempts

Career 8, at Marshall (Dec. 1, 2014)
Season 6, twice, last vs. Lipscomb (Nov. 27, 2015)

3-Point Field Goals

Career 2, twice, last vs. UNC Asheville (Nov. 26, 2014)
Season 1, vs. Norfolk State (Nov. 14, 2015)

3-Point Field Goal Attempts

Career 3, 3x, last vs. Oral Roberts (Nov. 16, 2015)
Season 3, twice, last vs. Lipscomb (Nov. 27, 2015)

Free Throws

Career 4, vs. Florida (Jan. 7, 2015)
Season 2, vs. Norfolk State (Nov. 14, 2015)

Free Throw Attempts

Career 4, twice, last vs. Florida (Jan. 7, 2015)
Season 2, 3x, last vs. Drexel (Dec. 15, 2015)

Rebounds

Career 4, 6x, last vs. Miss. State (Feb. 28, 2015)
Season 2, twice, last vs. USF (Dec. 5, 2015)

Assists

Career 5, vs. Lipscomb (Nov. 27, 2015)
Season 5, vs. Lipscomb (Nov. 27, 2015)

Blocks

Career 1, vs. Oklahoma St. (Dec. 6, 2014)
Season -

Steals

Career 2, vs. Oklahoma St. (Dec. 6, 2014)
Season 1, vs. Lipscomb (Nov. 27, 2015)

Minutes Played

Career 23, vs. Miss. State (Feb. 28, 2015)
Season 19, vs. Lipscomb (Nov. 27, 2015)

2015-16

| Opponent | Date | GS | Min | FG-FGA | Pct | 3FG-FGA | Pct | FT-FTA | Pct | Off | Def | Tot | Avg | PF | FO | A | TO | Blk | Stl | Pts | Avg |
|----------------------|----------|----|-----|--------|------|---------|------|--------|-------|--------------------------|-----|-----|-----|----|----|---|----|-----|-----|-----|-----|
| Norfolk State | 11/14/15 | | 3 | 1-2 | .500 | 1-2 | .500 | 2-2 | 1.000 | 0 | 1 | 1 | 1.0 | 0 | 0 | 0 | 0 | 0 | 0 | 5 | 5.0 |
| Oral Roberts | 11/16/15 | | 12 | 0-6 | .000 | 0-3 | .000 | 0-0 | .000 | 1 | 1 | 2 | 1.5 | 2 | 0 | 0 | 0 | 0 | 0 | 0 | 2.5 |
| vs. DePaul | 11/20/15 | | 8 | 0-0 | .000 | 0-0 | .000 | 0-0 | .000 | 0 | 1 | 1 | 1.3 | 0 | 0 | 0 | 0 | 0 | 0 | 0 | 1.7 |
| vs. Hofstra | 11/22/15 | | - | - | - | - | - | - | - | -DNP - Coach's Decision- | | | | | | | | | | | |
| vs. Tulsa | 11/23/15 | | 2 | 0-0 | .000 | 0-0 | .000 | 0-0 | .000 | 0 | 0 | 0 | 1.0 | 0 | 0 | 0 | 0 | 0 | 0 | 0 | 1.3 |
| Lipscomb | 11/27/15 | | 19 | 3-6 | .500 | 0-3 | .000 | 0-0 | .000 | 0 | 1 | 1 | 1.0 | 2 | 0 | 5 | 0 | 0 | 1 | 6 | 2.2 |
| Western Carolina | 11/30/15 | | 10 | 0-3 | .000 | 0-1 | .000 | 1-2 | .500 | 0 | 0 | 0 | 0.8 | 1 | 0 | 4 | 0 | 0 | 0 | 1 | 2.0 |
| USF | 12/5/15 | | 7 | 0-0 | .000 | 0-0 | .000 | 0-0 | .000 | 0 | 2 | 2 | 1.0 | 0 | 0 | 0 | 0 | 0 | 0 | 0 | 1.7 |
| Drexel | 12/15/15 | | 11 | 1-4 | .250 | 0-1 | .000 | 1-2 | .500 | 1 | 0 | 1 | 1.0 | 2 | 0 | 1 | 0 | 0 | 0 | 3 | 1.9 |
| at Clemson | 12/18/15 | | | | | | | | | | | | | | | | | | | | |
| vs. St. John's | 12/22/15 | | | | | | | | | | | | | | | | | | | | |
| Francis Marion | 12/30/15 | | | | | | | | | | | | | | | | | | | | |
| Memphis | 1/2/16 | | | | | | | | | | | | | | | | | | | | |
| at Auburn | 1/5/16 | | | | | | | | | | | | | | | | | | | | |
| Vanderbilt | 1/9/16 | | | | | | | | | | | | | | | | | | | | |
| at Alabama | 1/13/16 | | | | | | | | | | | | | | | | | | | | |
| Missouri | 1/16/16 | | | | | | | | | | | | | | | | | | | | |
| at Ole Miss | 1/19/16 | | | | | | | | | | | | | | | | | | | | |
| at Tennessee | 1/23/16 | | | | | | | | | | | | | | | | | | | | |
| Mississippi State | 1/26/16 | | | | | | | | | | | | | | | | | | | | |
| Alabama | 1/30/16 | | | | | | | | | | | | | | | | | | | | |
| at Georgia | 2/2/16 | | | | | | | | | | | | | | | | | | | | |
| Texas A&M | 2/6/16 | | | | | | | | | | | | | | | | | | | | |
| LSU | 2/10/16 | | | | | | | | | | | | | | | | | | | | |
| Kentucky | 2/13/16 | | | | | | | | | | | | | | | | | | | | |
| at Missouri | 2/16/16 | | | | | | | | | | | | | | | | | | | | |
| Florida | 2/20/16 | | | | | | | | | | | | | | | | | | | | |
| Tennessee | 2/24/16 | | | | | | | | | | | | | | | | | | | | |
| at Mississippi State | 2/27/16 | | | | | | | | | | | | | | | | | | | | |
| Georgia | 3/3/16 | | | | | | | | | | | | | | | | | | | | |
| at Arkansas | 3/5/16 | | | | | | | | | | | | | | | | | | | | |

CAREER STATISTICS

| Season | GP-GS | Min | Avg | FG | FGA | Pct | 3FG | 3FGA | Pct | FT | FIA | Pct | Off | Def | Tot | Avg | PF | FO | Ast | TO | Blk | Stl | Pts | Avg |
|---------------|-------------|------------|------------|-----------|------------|-------------|-----------|-----------|-------------|-----------|-----------|-------------|-----------|-----------|-----------|------------|-----------|----------|-----------|-----------|----------|-----------|------------|------------|
| 2013-14 | 17-0 | 80 | 4.7 | 3 | 17 | .176 | 1 | 8 | .125 | 2 | 4 | .500 | 4 | 12 | 16 | 0.9 | 8 | 0 | 5 | 5 | 0 | 3 | 9 | 0.5 |
| 2014-15 | 25-0 | 282 | 11.3 | 26 | 67 | .388 | 11 | 36 | .306 | 18 | 23 | .783 | 11 | 33 | 44 | 1.8 | 20 | 0 | 8 | 11 | 3 | 9 | 81 | 3.2 |
| 2015-16 | 8-0 | 72 | 9.0 | 5 | 21 | .238 | 1 | 10 | .100 | 4 | 6 | .667 | 2 | 6 | 8 | 1.0 | 7 | 0 | 10 | 0 | 0 | 1 | 15 | 1.9 |
| Totals | 50-0 | 434 | 8.7 | 34 | 105 | .324 | 13 | 54 | .241 | 24 | 33 | .727 | 17 | 51 | 68 | 1.4 | 35 | 0 | 23 | 16 | 3 | 13 | 105 | 2.1 |

CAREER SEC STATISTICS

| Season | GP-GS | Min | Avg | FG | FGA | Pct | 3FG | 3FGA | Pct | FT | FIA | Pct | Off | Def | Tot | Avg | PF | FO | Ast | TO | Blk | Stl | Pts | Avg |
|---------------|-------------|------------|------------|----------|-----------|-------------|----------|-----------|-------------|----------|----------|--------------|----------|-----------|-----------|------------|-----------|----------|----------|-----------|----------|----------|-----------|------------|
| 2014 | 9-0 | 56 | 6.2 | 2 | 11 | .182 | 1 | 5 | .200 | 0 | 0 | .000 | 1 | 9 | 10 | 1.1 | 7 | 0 | 5 | 5 | 0 | 2 | 5 | 0.6 |
| 2015 | 12-0 | 130 | 10.8 | 5 | 21 | .238 | 2 | 11 | .182 | 6 | 6 | 1.000 | 6 | 12 | 18 | 1.5 | 10 | 0 | 1 | 6 | 1 | 2 | 18 | 1.5 |
| Totals | 21-0 | 186 | 8.9 | 7 | 32 | .219 | 3 | 16 | .188 | 6 | 6 | 1.000 | 7 | 21 | 28 | 1.3 | 17 | 0 | 6 | 11 | 1 | 4 | 23 | 1.1 |



#10 - DUANE NOTICE

JUNIOR | GUARD | 6'2" | 218 | 2 LETTERS

WOODBIDGE, ONTARIO, CANADA/ST. THOMAS MORE

SEASON NOTABLES

- Is Carolina's top returning scorer after averaging 11.7 points per game last season, posting 20 double-figure scoring games, including three 20-point performances
- Also team's top returning threat from beyond the arc after hitting 36.3 percent of his attempts from 3 last season
- Scored three points, dished two assists in exhibition vs. Allen
- Scored a team high 14 points off the bench vs. Norfolk State, hitting three 3s and dishing three assists in 20 minutes
- Hit four 3-pointers and scored 18 points in a win over Oral Roberts
- Perfect 2-of-2 from 3-point range in win vs. DePaul, scoring 11 points, all in the first half
- Converted a career-high 7-of-10 attempts from the free throw line against Tulsa, finishing with 11 points
- Season high five assists to go along with 16 points and matched a career high with three steals in win vs. Lipscomb
- Went for 15 points in just 19 minutes off the bench against USF, converting 6-of-8 attempts from the field

NOTICE'S CAREER HIGHS

Points

Career 27, at Marshall (Dec. 1, 2014)
Season 18, vs. Oral Roberts (Nov. 16, 2015)

Field Goals

Career 10, at Marshall (Dec. 1, 2014)
Season 6, twice, last vs. USF (Dec. 5, 2015)

Field Goal Attempts

Career 18, twice, last at LSU (Jan. 28, 2015)
Season 16, vs. Lipscomb (Nov. 27, 2015)

3-Point Field Goals

Career 5, vs. Clemson (Dec. 20, 2014)
Season 4, vs. Oral Roberts (Nov. 16, 2015)

3-Point Field Goal Attempts

Career 11, twice, last at Alabama (Feb. 24, 2015)
Season 7, vs. Oral Roberts (Nov. 16, 2015)

Free Throws

Career 7, twice, last vs. Tulsa (Nov. 23, 2015)
Season 7, vs. Tulsa (Nov. 23, 2015)

Free Throw Attempts

Career 10, twice, last vs. Tulsa (Nov. 23, 2015)
Season 7, vs. Tulsa (Nov. 23, 2015)

Rebounds

Career 8, vs. Auburn (March 12, 2014)
Season 5, vs. Lipscomb (Nov. 27, 2015)

Assists

Career 8, vs. SC State (Jan. 3, 2014)
Season 5, vs. Lipscomb (Nov. 27, 2015)

Blocks

Career 1, 8x, vs. Lipscomb (Nov. 27, 2015)
Season 1, vs. Lipscomb (Nov. 27, 2015)

Steals

Career 3, 4x, last, vs. Lipscomb (Nov. 27, 2015)
Season 3, vs. Lipscomb (Nov. 27, 2015)

Minutes Played

Career 40, vs. Texas A&M (Feb. 21, 2015)
Season 29, vs. Tulsa (Nov. 23, 2015)

2015-16

| Opponent | Date | GS | Min | FG-FGA | Pct | 3FG-FGA | Pct | FT-FTA | Pct | Off | Def | Tot | Avg | PF | FO | A | TO | Blk | Stl | Pts | Avg |
|----------------------|----------|----|------|--------|-----|---------|------|--------|-----|-----|-----|-----|-----|----|----|---|----|-----|-----|------|-----|
| Norfolk State | 11/14/15 | 20 | 4-11 | .364 | 3-6 | .500 | 3-3 | 1.000 | 1 | 2 | 3 | 3.0 | 3 | 0 | 3 | 0 | 0 | 0 | 14 | 14.0 | |
| Oral Roberts | 11/16/15 | 27 | 6-12 | .500 | 4-7 | .571 | 2-2 | 1.000 | 1 | 3 | 4 | 3.5 | 1 | 0 | 0 | 1 | 0 | 2 | 18 | 16.0 | |
| vs. DePaul | 11/20/15 | 23 | 3-8 | .375 | 2-2 | 1.000 | 3-4 | .750 | 1 | 1 | 2 | 3.0 | 2 | 0 | 3 | 1 | 0 | 1 | 11 | 14.3 | |
| vs. Hofstra | 11/22/15 | 25 | 2-7 | .285 | 1-2 | .500 | 2-2 | 1.000 | 1 | 0 | 1 | 2.5 | 0 | 0 | 3 | 0 | 0 | 1 | 7 | 12.5 | |
| vs. Tulsa | 11/23/15 | 29 | 2-7 | .285 | 0-1 | .000 | 7-10 | .700 | 0 | 0 | 0 | 2.0 | 0 | 0 | 1 | 1 | 0 | 0 | 11 | 12.2 | |
| Lipscomb | 11/27/15 | 24 | 5-16 | .312 | 2-6 | .333 | 4-5 | .800 | 2 | 3 | 5 | 2.5 | 2 | 0 | 5 | 0 | 1 | 3 | 16 | 12.8 | |
| Western Carolina | 11/30/15 | 12 | 3-6 | .500 | 1-4 | .250 | 0-0 | .000 | 0 | 0 | 0 | 2.1 | 2 | 0 | 0 | 2 | 0 | 0 | 7 | 12.0 | |
| USF | 12/5/15 | 19 | 6-8 | .750 | 2-4 | .500 | 1-1 | 1.000 | 0 | 3 | 3 | 2.3 | 0 | 0 | 2 | 1 | 0 | 1 | 15 | 12.4 | |
| Drexel | 12/15/15 | 19 | 2-6 | .333 | 0-3 | .000 | 1-2 | .500 | 1 | 1 | 2 | 2.2 | 0 | 0 | 0 | 2 | 0 | 1 | 5 | 11.6 | |
| at Clemson | 12/18/15 | | | | | | | | | | | | | | | | | | | | |
| vs. St. John's | 12/22/15 | | | | | | | | | | | | | | | | | | | | |
| Francis Marion | 12/30/15 | | | | | | | | | | | | | | | | | | | | |
| Memphis | 1/2/16 | | | | | | | | | | | | | | | | | | | | |
| at Auburn | 1/5/16 | | | | | | | | | | | | | | | | | | | | |
| Vanderbilt | 1/9/16 | | | | | | | | | | | | | | | | | | | | |
| at Alabama | 1/13/16 | | | | | | | | | | | | | | | | | | | | |
| Missouri | 1/16/16 | | | | | | | | | | | | | | | | | | | | |
| at Ole Miss | 1/19/16 | | | | | | | | | | | | | | | | | | | | |
| at Tennessee | 1/23/16 | | | | | | | | | | | | | | | | | | | | |
| Mississippi State | 1/26/16 | | | | | | | | | | | | | | | | | | | | |
| Alabama | 1/30/16 | | | | | | | | | | | | | | | | | | | | |
| at Georgia | 2/2/16 | | | | | | | | | | | | | | | | | | | | |
| Texas A&M | 2/6/16 | | | | | | | | | | | | | | | | | | | | |
| LSU | 2/10/16 | | | | | | | | | | | | | | | | | | | | |
| Kentucky | 2/13/16 | | | | | | | | | | | | | | | | | | | | |
| at Missouri | 2/16/16 | | | | | | | | | | | | | | | | | | | | |
| Florida | 2/20/16 | | | | | | | | | | | | | | | | | | | | |
| Tennessee | 2/24/16 | | | | | | | | | | | | | | | | | | | | |
| at Mississippi State | 2/27/16 | | | | | | | | | | | | | | | | | | | | |
| Georgia | 3/3/16 | | | | | | | | | | | | | | | | | | | | |
| at Arkansas | 3/5/16 | | | | | | | | | | | | | | | | | | | | |

CAREER STATISTICS

| Season | GP-GS | Min | Avg | FG | FGA | Pct | 3FG | 3FGA | Pct | FT | FTA | Pct | Off | Def | Tot | Avg | PF | FO | Ast | TO | Blk | Stl | Pts | Avg |
|---------------|--------------|-------------|-------------|------------|------------|-------------|-----------|------------|-------------|------------|------------|-------------|-----------|------------|------------|------------|------------|----------|------------|------------|----------|-----------|------------|-------------|
| 2013-14 | 34-22 | 856 | 25.2 | 90 | 237 | .380 | 21 | 58 | .362 | 78 | 116 | .672 | 35 | 64 | 99 | 2.9 | 72 | 2 | 99 | 89 | 4 | 20 | 279 | 8.2 |
| 2014-15 | 33-33 | 987 | 29.9 | 127 | 337 | .377 | 61 | 168 | .363 | 72 | 91 | .791 | 20 | 67 | 87 | 2.6 | 61 | 0 | 89 | 60 | 4 | 29 | 387 | 11.7 |
| 2015-16 | 9-0 | 198 | 22.0 | 33 | 81 | .407 | 15 | 35 | .429 | 23 | 29 | .793 | 7 | 13 | 20 | 2.2 | 10 | 0 | 17 | 8 | 1 | 9 | 104 | 11.6 |
| Totals | 76-55 | 2041 | 26.9 | 250 | 655 | .382 | 97 | 261 | .372 | 173 | 236 | .733 | 62 | 144 | 206 | 2.7 | 143 | 2 | 205 | 157 | 9 | 58 | 770 | 10.1 |

CAREER SEC STATISTICS

| Season | GP-GS | Min | Avg | FG | FGA | Pct | 3FG | 3FGA | Pct | FT | FTA | Pct | Off | Def | Tot | Avg | PF | FO | Ast | TO | Blk | Stl | Pts | Avg |
|---------------|--------------|-------------|-------------|------------|------------|-------------|-----------|------------|-------------|-----------|------------|-------------|-----------|-----------|-----------|------------|-----------|----------|-----------|-----------|----------|-----------|------------|------------|
| 2014 | 18-14 | 516 | 28.7 | 48 | 133 | .361 | 8 | 30 | .267 | 46 | 71 | .648 | 19 | 34 | 53 | 2.9 | 41 | 1 | 50 | 58 | 1 | 11 | 150 | 8.3 |
| 2015 | 17-17 | 511 | 30.1 | 58 | 184 | .315 | 31 | 98 | .316 | 24 | 33 | .727 | 11 | 33 | 44 | 2.6 | 33 | 0 | 43 | 28 | 2 | 10 | 171 | 10.1 |
| Totals | 35-31 | 1027 | 29.3 | 106 | 317 | .334 | 39 | 128 | .305 | 70 | 104 | .673 | 30 | 67 | 97 | 2.8 | 74 | 1 | 93 | 86 | 3 | 21 | 321 | 9.2 |



#0 - SINDARIUS THORNWELL

JUNIOR | GUARD | 6'5" | 215 | 2 LETTERS

LANCASTER, S.C./OAK HILL ACADEMY (WILSON, VA.)

SEASON NOTABLES

- Enters this season healthy after dealing with knee tendonitis last season
- Has 821 career points entering his junior campaign
- Has scored in double figures in 45 of his 67 career games, including nine 20-point performances
- Led all scorers with 17 points, while collecting three rebounds in exhibition vs. Allen
- Along with Notice, led the team with 14 points, hitting a three and posting a 7-of-9 effort from the free throw line, while also dishing two assists with three steals in opener vs. Norfolk State
- Passed out seven assists without committing a turnover in a win over Oral Roberts
- Posted fourth-career double-double with 10 points and a team high 10 rebounds in win vs. DePaul; also collected two steals vs. the Blue Demons
- 14 points on 4-of-8 shooting vs. Hofstra, also pulled down team high nine rebounds with a team best six assists vs. the Pride
- Scored season highs with 16 points with five steals in the Paradise Jam championship against Tulsa, and earned tournament MVP honors
- Came two rebounds shy of a double-double against Western Carolina, adding in 10 points and three assists
- Hit a season-high six field goals against USF, finishing with 15 points
- Scored 13 points with five assists and four rebounds against Drexel

THORNWELL'S CAREER HIGHS

Points

Career 26, at Georgia (Jan. 22, 2014)

Season 16, vs. Tulsa (Nov. 23, 2015)

Field Goals

Career 9, 2x, last at Mississippi State (March 8, 2014)

Season 6, vs. USF (Dec. 5, 2015)

Field Goal Attempts

Career 24, vs. Charlotte (Nov. 21, 2014)

Season 15, vs. Oral Roberts (Nov. 16, 2015)

3-Point Field Goals

Career 4, twice, last vs. Missouri (March 11, 2015)

Season 2, 4x, last vs. Drexel (Dec. 15, 2015)

3-Point Field Goal Attempts

Career 10, twice, last vs. Charlotte (Nov. 21, 2014)

Season 7, vs. USF (Dec. 5, 2015)

Free Throws

Career 10, twice, last vs. Georgia (Feb. 22, 2014)

Season 7, vs. Norfolk State (Nov. 14, 2015)

Free Throw Attempts

Career 13, vs. Manhattan (Dec. 17, 2013)

Season 9, vs. Norfolk State (Nov. 14, 2015)

Rebounds

Career 11, 2x, last at Mississippi State (March 8, 2014)

Season 10, vs. DePaul (Nov. 20, 2015)

Assists

Career 9, vs. Auburn (Feb. 5, 2014)

Season 7, vs. Oral Roberts (Nov. 16, 2015)

Blocks

Career 2, 6x, last vs. North Carolina A&T (Dec. 30, 2014)

Season -

Steals

Career 6, vs. UNC Asheville (Nov. 26, 2014)

Season 5, vs. Tulsa (Nov. 23, 2015)

Minutes Played

Career 40, vs. Georgia (Feb. 22, 2014)

Season 33, vs. Hofstra (Nov. 22, 2015)

2015-16


| Opponent | Date | GS | Min | FG-FGA | Pct | 3FG-FGA | Pct | FT-FTA | Pct | Off | Def | Tot | Avg | PF | FO | A | TO | Blk | Stl | Pts | Avg |
|----------------------|----------|----|-----|--------|------|---------|------|--------|-------|-----|-----|-----|-----|----|----|---|----|-----|-----|-----|------|
| Norfolk State | 11/14/15 | * | 31 | 3-9 | .333 | 1-3 | .333 | 7-9 | .778 | 0 | 4 | 4 | 4.0 | 2 | 0 | 2 | 3 | 0 | 3 | 14 | 14.0 |
| Oral Roberts | 11/16/15 | * | 32 | 3-15 | .200 | 1-4 | .250 | 4-6 | .667 | 1 | 2 | 3 | 3.5 | 1 | 0 | 7 | 0 | 0 | 0 | 11 | 12.5 |
| vs. DePaul | 11/20/15 | * | 31 | 4-10 | .400 | 0-1 | .000 | 2-3 | .667 | 3 | 7 | 10 | 5.7 | 3 | 0 | 3 | 3 | 0 | 2 | 10 | 11.7 |
| vs. Hofstra | 11/22/15 | * | 33 | 4-8 | .500 | 0-2 | .000 | 6-8 | .750 | 1 | 8 | 9 | 6.5 | 1 | 0 | 6 | 0 | 0 | 0 | 14 | 12.3 |
| vs. Tulsa | 11/23/15 | * | 30 | 4-10 | .400 | 2-4 | .500 | 6-6 | 1.000 | 0 | 3 | 3 | 5.8 | 3 | 0 | 2 | 2 | 0 | 5 | 16 | 13.0 |
| Lipscomb | 11/27/15 | * | 30 | 0-5 | .000 | 0-3 | .000 | 2-4 | .500 | 0 | 5 | 5 | 5.7 | 2 | 0 | 6 | 4 | 0 | 2 | 2 | 11.2 |
| Western Carolina | 11/30/15 | * | 25 | 3-12 | .250 | 2-6 | .333 | 2-2 | 1.000 | 2 | 6 | 8 | 6.0 | 0 | 0 | 3 | 3 | 0 | 2 | 10 | 11.0 |
| USF | 12/5/15 | * | 27 | 6-13 | .462 | 2-7 | .286 | 1-1 | 1.000 | 0 | 0 | 0 | 5.3 | 2 | 0 | 2 | 1 | 0 | 0 | 15 | 11.5 |
| Drexel | 12/15/15 | * | 28 | 4-8 | .500 | 2-3 | .667 | 3-4 | .750 | 1 | 3 | 4 | 5.1 | 1 | 0 | 5 | 1 | 0 | 1 | 13 | 11.7 |
| at Clemson | 12/18/15 | | | | | | | | | | | | | | | | | | | | |
| vs. St. John's | 12/22/15 | | | | | | | | | | | | | | | | | | | | |
| Francis Marion | 12/30/15 | | | | | | | | | | | | | | | | | | | | |
| Memphis | 1/2/16 | | | | | | | | | | | | | | | | | | | | |
| at Auburn | 1/5/16 | | | | | | | | | | | | | | | | | | | | |
| Vanderbilt | 1/9/16 | | | | | | | | | | | | | | | | | | | | |
| at Alabama | 1/13/16 | | | | | | | | | | | | | | | | | | | | |
| Missouri | 1/16/16 | | | | | | | | | | | | | | | | | | | | |
| at Ole Miss | 1/19/16 | | | | | | | | | | | | | | | | | | | | |
| at Tennessee | 1/23/16 | | | | | | | | | | | | | | | | | | | | |
| Mississippi State | 1/26/16 | | | | | | | | | | | | | | | | | | | | |
| Alabama | 1/30/16 | | | | | | | | | | | | | | | | | | | | |
| at Georgia | 2/2/16 | | | | | | | | | | | | | | | | | | | | |
| Texas A&M | 2/6/16 | | | | | | | | | | | | | | | | | | | | |
| LSU | 2/10/16 | | | | | | | | | | | | | | | | | | | | |
| Kentucky | 2/13/16 | | | | | | | | | | | | | | | | | | | | |
| at Missouri | 2/16/16 | | | | | | | | | | | | | | | | | | | | |
| Florida | 2/20/16 | | | | | | | | | | | | | | | | | | | | |
| Tennessee | 2/24/16 | | | | | | | | | | | | | | | | | | | | |
| at Mississippi State | 2/27/16 | | | | | | | | | | | | | | | | | | | | |
| Georgia | 3/3/16 | | | | | | | | | | | | | | | | | | | | |
| at Arkansas | 3/5/16 | | | | | | | | | | | | | | | | | | | | |

CAREER STATISTICS

| Season | GP-GS | Min | Avg | FG | FGA | Pct | 3FG | 3FGA | Pct | FT | FTA | Pct | Off | Def | Tot | Avg | PF | FO | Ast | TO | Blk | Stl | Pts | Avg |
|---------------|--------------|-------------|-------------|------------|------------|-------------|-----------|------------|-------------|------------|------------|-------------|------------|------------|------------|------------|------------|----------|------------|------------|-----------|-----------|------------|-------------|
| 2013-14 | 34-34 | 1007 | 29.6 | 143 | 370 | .386 | 37 | 100 | .370 | 131 | 178 | .736 | 48 | 91 | 139 | 4.1 | 100 | 2 | 101 | 106 | 21 | 40 | 454 | 13.4 |
| 2014-15 | 33-33 | 1011 | 30.6 | 114 | 335 | .340 | 38 | 142 | .268 | 101 | 141 | .716 | 50 | 111 | 161 | 4.9 | 83 | 3 | 73 | 71 | 11 | 43 | 367 | 11.1 |
| 2015-16 | 9-9 | 267 | 29.7 | 31 | 90 | .344 | 10 | 33 | .303 | 33 | 43 | .767 | 8 | 38 | 46 | 5.1 | 15 | 0 | 36 | 17 | 0 | 15 | 105 | 11.7 |
| Totals | 76-76 | 2285 | 30.1 | 288 | 795 | .362 | 85 | 275 | .309 | 265 | 362 | .732 | 106 | 240 | 346 | 4.6 | 198 | 5 | 210 | 194 | 32 | 98 | 926 | 12.2 |

CAREER SEC STATISTICS

| Season | GP-GS | Min | Avg | FG | FGA | Pct | 3FG | 3FGA | Pct | FT | FTA | Pct | Off | Def | Tot | Avg | PF | FO | Ast | TO | Blk | Stl | Pts | Avg |
|---------------|--------------|-------------|-------------|------------|------------|-------------|-----------|------------|-------------|------------|------------|-------------|-----------|------------|------------|------------|------------|----------|------------|------------|-----------|-----------|------------|-------------|
| 2014 | 18-18 | 597 | 33.2 | 90 | 229 | .393 | 21 | 60 | .350 | 79 | 105 | .752 | 29 | 56 | 85 | 4.7 | 55 | 2 | 72 | 75 | 13 | 21 | 280 | 15.6 |
| 2015 | 18-18 | 578 | 32.1 | 55 | 180 | .306 | 23 | 83 | .277 | 58 | 76 | .763 | 24 | 52 | 76 | 4.2 | 47 | 2 | 39 | 44 | 3 | 19 | 191 | 10.6 |
| Totals | 36-36 | 1175 | 32.6 | 145 | 409 | .355 | 44 | 143 | .308 | 137 | 181 | .757 | 53 | 108 | 161 | 4.5 | 102 | 4 | 111 | 119 | 16 | 40 | 471 | 13.1 |



#1 MARCUS STROMAN

SOPHOMORE | GUARD | 6'2" | 185 | 1 LETTER
COLUMBIA, S.C./KEENAN

SEASON NOTABLES

- Returns as team's top assist maker after posting 3.1 per game as a freshman last season
- Dished a team-high five assists and collected three steals in exhibition vs. Allen
- Scored five points, with three rebounds and two assists in 17 minutes off the bench vs. Norfolk State
- Scored season high seven points in win vs. DePaul
- DNP vs. Lipscomb due to an outside left quad strain
- Picked four steals in a win over Western Carolina, a new career high
- Pulled down a season-high five rebounds against Drexel

STROMAN'S CAREER HIGHS

Points

Career 10, twice, last at Arkansas (Feb. 3, 2015)
Season 7, vs. DePaul (Nov. 20, 2015)

Field Goals

Career 4, vs. Akron (Nov. 23, 2014)
Season 2, vs. DePaul (Nov. 20, 2015)

Field Goal Attempts

Career 9, at Arkansas (Feb. 3, 2015)
Season 6, vs. DePaul (Nov. 20, 2015)

3-Point Field Goals

Career 1, 3x last, vs. DePaul (Nov. 20, 2015)
Season 1, twice, last vs. DePaul (Nov. 20, 2015)

3-Point Field Goal Attempts

Career 3, 3x, last vs. DePaul (Nov. 20, 2015)
Season 3, vs. DePaul (Nov. 20, 2015)

Free Throws

Career 5, vs. Missouri (March 11, 2015)
Season 2, 3x, last vs. Drexel (Dec. 15, 2015)

Free Throw Attempts

Career 6, vs. Cornell (Nov. 20, 2014)
Season 4, twice, last vs. Drexel (Dec. 15, 2015)

Rebounds

Career 8, vs. Oklahoma St. (Dec. 6, 2014)
Season 5, vs. Drexel (Dec. 15, 2015)

Assists

Career 8, vs. Coker (Dec. 21, 2014)
Season 3, twice, last vs. USF (Dec. 5, 2015)

Blocks

Career 1, 6x, last vs. Drexel (Dec. 15, 2015)
Season 1, 3x, last vs. Drexel (Dec. 15, 2015)

Steals

Career 4, vs. Western Carolina (Nov. 30, 2015)
Season 4, vs. Western Carolina (Nov. 30, 2015)

Minutes Played

Career 29, vs. Florida (Jan. 7, 2015)
Season 22, vs. Oral Roberts (Nov. 16, 2015)

2015-16

| Opponent | Date | GS | Min | FG-FGA | Pct | 3FG-FGA | Pct | FT-FTA | Pct | Off | Def | Tot | Avg | PF | FO | A | TO | Blk | Stl | Pts | Avg |
|----------------------|----------|----|-----|--------|-------|---------|-------|--------|-------|-------------------|-----|-----|-----|----|----|---|----|-----|-----|-----|-----|
| Norfolk State | 11/14/15 | | 17 | 1-1 | 1.000 | 1-1 | 1.000 | 2-4 | .500 | 1 | 2 | 3 | 3.0 | 0 | 0 | 2 | 2 | 0 | 0 | 5 | 5.0 |
| Oral Roberts | 11/16/15 | | 22 | 0-3 | .000 | 0-1 | .000 | 0-0 | .000 | 1 | 0 | 1 | 2.0 | 1 | 0 | 1 | 0 | 0 | 0 | 0 | 2.5 |
| vs. DePaul | 11/20/15 | | 18 | 2-6 | .333 | 1-3 | .333 | 2-2 | 1.000 | 0 | 3 | 3 | 2.3 | 2 | 0 | 0 | 1 | 0 | 0 | 7 | 4.0 |
| vs. Hofstra | 11/22/15 | | 15 | 0-1 | .000 | 0-0 | .000 | 0-0 | .000 | 1 | 0 | 1 | 2.0 | 4 | 0 | 2 | 0 | 0 | 1 | 0 | 3.0 |
| vs. Tulsa | 11/23/15 | | 19 | 1-1 | 1.000 | 0-0 | .000 | 0-2 | .000 | 0 | 2 | 2 | 2.0 | 1 | 0 | 1 | 3 | 0 | 0 | 2 | 2.8 |
| Lipscomb | 11/27/15 | | - | - | - | - | - | - | - | DNP - Quad Injury | | | | | | | | | | | |
| Western Carolina | 11/30/15 | | 21 | 0-2 | .000 | 0-0 | .000 | 1-2 | .500 | 0 | 3 | 3 | 2.2 | 0 | 0 | 3 | 3 | 1 | 4 | 1 | 2.5 |
| USF | 12/5/15 | | 10 | 1-1 | 1.000 | 0-0 | .000 | 0-0 | .000 | 1 | 2 | 3 | 2.3 | 0 | 0 | 3 | 1 | 1 | 0 | 2 | 2.4 |
| Drexel | 12/15/15 | | 16 | 0-1 | .000 | 0-0 | .000 | 2-4 | .500 | 1 | 4 | 5 | 2.6 | 1 | 0 | 2 | 2 | 1 | 0 | 2 | 2.4 |
| at Clemson | 12/18/15 | | | | | | | | | | | | | | | | | | | | |
| vs. St. John's | 12/22/15 | | | | | | | | | | | | | | | | | | | | |
| Francis Marion | 12/30/15 | | | | | | | | | | | | | | | | | | | | |
| Memphis | 1/2/16 | | | | | | | | | | | | | | | | | | | | |
| at Auburn | 1/5/16 | | | | | | | | | | | | | | | | | | | | |
| Vanderbilt | 1/9/16 | | | | | | | | | | | | | | | | | | | | |
| at Alabama | 1/13/16 | | | | | | | | | | | | | | | | | | | | |
| Missouri | 1/16/16 | | | | | | | | | | | | | | | | | | | | |
| at Ole Miss | 1/19/16 | | | | | | | | | | | | | | | | | | | | |
| at Tennessee | 1/23/16 | | | | | | | | | | | | | | | | | | | | |
| Mississippi State | 1/26/16 | | | | | | | | | | | | | | | | | | | | |
| Alabama | 1/30/16 | | | | | | | | | | | | | | | | | | | | |
| at Georgia | 2/2/16 | | | | | | | | | | | | | | | | | | | | |
| Texas A&M | 2/6/16 | | | | | | | | | | | | | | | | | | | | |
| LSU | 2/10/16 | | | | | | | | | | | | | | | | | | | | |
| Kentucky | 2/13/16 | | | | | | | | | | | | | | | | | | | | |
| at Missouri | 2/16/16 | | | | | | | | | | | | | | | | | | | | |
| Florida | 2/20/16 | | | | | | | | | | | | | | | | | | | | |
| Tennessee | 2/24/16 | | | | | | | | | | | | | | | | | | | | |
| at Mississippi State | 2/27/16 | | | | | | | | | | | | | | | | | | | | |
| Georgia | 3/3/16 | | | | | | | | | | | | | | | | | | | | |
| at Arkansas | 3/5/16 | | | | | | | | | | | | | | | | | | | | |

CAREER STATISTICS

| Season | GP-GS | Min | Avg | FG | FGA | Pct | 3FG | 3FGA | Pct | FT | FTA | Pct | Off | Def | Tot | Avg | PF | FO | Ast | TO | Blk | Stl | Pts | Avg |
|---------------|-------------|------------|-------------|-----------|------------|-------------|----------|-----------|-------------|-----------|-----------|-------------|-----------|-----------|-----------|------------|-----------|----------|------------|-----------|----------|-----------|------------|------------|
| 2014-15 | 28-0 | 573 | 20.5 | 39 | 104 | .375 | 2 | 18 | .111 | 41 | 63 | .651 | 16 | 57 | 73 | 2.6 | 61 | 0 | 87 | 57 | 4 | 22 | 121 | 4.3 |
| 2015-16 | 8-0 | 138 | 17.3 | 5 | 16 | .313 | 2 | 5 | .400 | 7 | 12 | .583 | 5 | 16 | 21 | 2.6 | 9 | 0 | 14 | 12 | 3 | 5 | 19 | 2.4 |
| Totals | 36-0 | 711 | 19.8 | 44 | 120 | .367 | 4 | 23 | .174 | 48 | 75 | .640 | 21 | 73 | 94 | 2.6 | 70 | 0 | 101 | 69 | 7 | 27 | 140 | 3.9 |

CAREER SEC STATISTICS

| Season | GP-GS | Min | Avg | FG | FGA | Pct | 3FG | 3FGA | Pct | FT | FTA | Pct | Off | Def | Tot | Avg | PF | FO | Ast | TO | Blk | Stl | Pts | Avg |
|--------|-------|-----|------|----|-----|------|-----|------|------|----|-----|------|-----|-----|-----|-----|----|----|-----|----|-----|-----|-----|-----|
| 2015 | 13-0 | 253 | 19.5 | 16 | 49 | .327 | 1 | 11 | .091 | 16 | 25 | .640 | 5 | 17 | 22 | 1.7 | 31 | 0 | 34 | 24 | 2 | 10 | 49 | 3.8 |



#5 TEMARCUS BLANTON

R-FRESHMAN | GUARD | 6'5" | 215 | HS

LOCUST GROVE, GA./LUELLA

SEASON NOTABLES

- Returns after suffering a season-ending hip injury which required surgery during the 2014-15 preseason
- Scored seven points in just six minutes in exhibition vs. Allen
- Played seven minutes against Western Carolina, recording his first two career field goal attempts and a steal
- Scored his first career points in the win over USF, playing six minutes against the Bulls
- Hit both attempts from 3 against Drexel, his first made field goals at Carolina

BLANTON'S SEASON HIGHS

Points

6, vs. Drexel (Dec. 15, 2015)

Field Goals

2, vs. Drexel (Dec. 15, 2015)

Field Goal Attempts

2, twice, last vs. Drexel (Dec. 15, 2015)

3-Point Field Goals

2, vs. Drexel (Dec. 15, 2015)

3-Point Field Goal Attempts

2, vs. Drexel (Dec. 15, 2015)

Free Throws

2, vs. USF (Dec. 5, 2015)

Free Throw Attempts

2 vs. USF (Dec. 5, 2015)

Rebounds

1, twice, last vs. Drexel (Dec. 15, 2015)

Assists

1, twice, last vs. Western Carolina (Nov. 30, 2015)

Blocks

-

Steals

1, twice, last vs. USF (Dec. 5, 2015)

Minutes Played

7, vs. Western Carolina (Nov. 30, 2015)

2015-16

| Opponent | Date | GS | Min | FG-FGA | Pct | 3FG-FGA | Pct | FT-FTA | Pct | Off | Def | Tot | Avg | PF | FO | A | TO | Blk | Stl | Pts | Avg |
|----------------------|----------|----|-----|--------|-----|---------|-----|--------|-----|-----|-----|-----|-----|----|----|---|----|-----|-----|-----|-----|
| Norfolk State | 11/14/15 | 1 | 0-0 | .000 | 0-0 | .000 | 0-0 | .000 | 0 | 0 | 0 | 0.0 | 1 | 0 | 1 | 0 | 0 | 0 | 0 | 0 | 0.0 |
| Oral Roberts | 11/16/15 | 1 | 0-0 | .000 | 0-0 | .000 | 0-0 | .000 | 0 | 0 | 0 | 0.0 | 1 | 0 | 0 | 0 | 0 | 0 | 0 | 0 | 0.0 |
| vs. DePaul | 11/20/15 | - | - | - | - | - | - | - | - | - | - | - | - | - | - | - | - | - | - | - | - |
| vs. Hofstra | 11/22/15 | - | - | - | - | - | - | - | - | - | - | - | - | - | - | - | - | - | - | - | - |
| vs. Tulsa | 11/23/15 | - | - | - | - | - | - | - | - | - | - | - | - | - | - | - | - | - | - | - | - |
| Lipscomb | 11/27/15 | 5 | 0-0 | .000 | 0-0 | .000 | 0-0 | .000 | 0 | 0 | 0 | 0.0 | 1 | 0 | 0 | 1 | 0 | 0 | 0 | 0 | 0.0 |
| Western Carolina | 11/30/15 | 7 | 0-2 | .000 | 0-0 | .000 | 0-0 | .000 | 0 | 0 | 0 | 0.0 | 0 | 0 | 1 | 0 | 0 | 1 | 0 | 0 | 0.0 |
| USF | 12/5/15 | 6 | 0-1 | .000 | 0-0 | .000 | 2-2 | 1.000 | 0 | 1 | 1 | 0.2 | 0 | 0 | 0 | 0 | 0 | 0 | 1 | 2 | 0.4 |
| Drexel | 12/15/15 | 3 | 2-2 | 1.000 | 2-2 | 1.000 | 0-0 | .000 | 0 | 1 | 1 | 0.3 | 0 | 0 | 0 | 0 | 0 | 0 | 0 | 6 | 1.3 |
| at Clemson | 12/18/15 | | | | | | | | | | | | | | | | | | | | |
| vs. St. John's | 12/22/15 | | | | | | | | | | | | | | | | | | | | |
| Francis Marion | 12/30/15 | | | | | | | | | | | | | | | | | | | | |
| Memphis | 1/2/16 | | | | | | | | | | | | | | | | | | | | |
| at Auburn | 1/5/16 | | | | | | | | | | | | | | | | | | | | |
| Vanderbilt | 1/9/16 | | | | | | | | | | | | | | | | | | | | |
| at Alabama | 1/13/16 | | | | | | | | | | | | | | | | | | | | |
| Missouri | 1/16/16 | | | | | | | | | | | | | | | | | | | | |
| at Ole Miss | 1/19/16 | | | | | | | | | | | | | | | | | | | | |
| at Tennessee | 1/23/16 | | | | | | | | | | | | | | | | | | | | |
| Mississippi State | 1/26/16 | | | | | | | | | | | | | | | | | | | | |
| Alabama | 1/30/16 | | | | | | | | | | | | | | | | | | | | |
| at Georgia | 2/2/16 | | | | | | | | | | | | | | | | | | | | |
| Texas A&M | 2/6/16 | | | | | | | | | | | | | | | | | | | | |
| LSU | 2/10/16 | | | | | | | | | | | | | | | | | | | | |
| Kentucky | 2/13/16 | | | | | | | | | | | | | | | | | | | | |
| at Missouri | 2/16/16 | | | | | | | | | | | | | | | | | | | | |
| Florida | 2/20/16 | | | | | | | | | | | | | | | | | | | | |
| Tennessee | 2/24/16 | | | | | | | | | | | | | | | | | | | | |
| at Mississippi State | 2/27/16 | | | | | | | | | | | | | | | | | | | | |
| Georgia | 3/3/16 | | | | | | | | | | | | | | | | | | | | |
| at Arkansas | 3/5/16 | | | | | | | | | | | | | | | | | | | | |

CAREER STATISTICS

| Season | GP-GS | Min | Avg | FG | FGA | Pct | 3FG | 3FGA | Pct | FT | FIA | Pct | Off | Def | Tot | Avg | PF | FO | Ast | TO | Blk | Stl | Pts | Avg |
|---------|-------|-----|-----|----|-----|------|-----|------|------|----|-----|-------|-----|-----|-----|-----|----|----|-----|----|-----|-----|-----|-----|
| 2015-16 | 6-0 | 23 | 3.8 | 2 | 5 | .400 | 2 | 3 | .667 | 2 | 2 | 1.000 | 0 | 2 | 0 | 0.3 | 3 | 0 | 2 | 1 | 0 | 2 | 8 | 1.3 |

CAREER SEC STATISTICS

| Season | GP-GS | Min | Avg | FG | FGA | Pct | 3FG | 3FGA | Pct | FT | FIA | Pct | Off | Def | Tot | Avg | PF | FO | Ast | TO | Blk | Stl | Pts | Avg |
|--------|-------|-----|-----|----|-----|-----|-----|------|-----|----|-----|-----|-----|-----|-----|-----|----|----|-----|----|-----|-----|-----|-----|
| 2016 | | | | | | | | | | | | | | | | | | | | | | | | |



#23 ERIC COBB

FRESHMAN | FORWARD | 6'9" | 296 | HS

JACKSONVILLE, FLA./ST. FRANCIS ACADEMY (BALTIMORE)

SEASON NOTABLES

- Noted as a true post player who has the ability to play with his back to the basket
- 4-star prospect by several outlets
- Led the team with 14 rebounds, while adding eight points in exhibition vs. Allen
- Saw action vs. Norfolk State, scored two points
- Earned extended playing time with an efficient day against Oral Roberts, with six points and three rebounds in 12 minutes
- Saw action vs. DePaul, collecting three rebounds
- Hit a pair of field goals in a win over Western Carolina
- Pulled down a season-best four rebounds against Drexel

COBB'S SEASON HIGHS

Points

6, vs. Oral Roberts (Nov. 16, 2015)

Field Goals

3, vs. Oral Roberts (Nov. 16, 2015)

Field Goal Attempts

4, vs. Western Carolina (Nov. 30, 2015)

3-Point Field Goals

-

3-Point Field Goal Attempts

-

Free Throws

-

Free Throw Attempts

2, vs. Western Carolina (Nov. 30, 2015)

Rebounds

4, vs. Drexel (Dec. 15, 2015)

Assists

1, vs. USF (Dec. 5, 2015)

Blocks

1, vs. Drexel (Dec. 15, 2015)

Steals

1, vs. Norfolk State (Nov. 14, 2015)

Minutes Played

12, twice, last vs. Drexel (Dec. 15, 2015)

2015-16

| Opponent | Date | GS | Min | FG-FGA | Pct | 3FG-FGA | Pct | FT-FTA | Pct | Off | Def | Tot | Avg | PF | FO | A | TO | Blk | Stl | Pts | Avg |
|----------------------|----------|----|-----|--------|-------|---------|------|--------|------|-----|-----|-----|-----|----|----|---|----|-----|-----|-----|-----|
| Norfolk State | 11/14/15 | | 8 | 1-1 | 1.000 | 0-0 | .000 | 0-1 | .000 | 0 | 1 | 1 | 1.0 | 2 | 0 | 0 | 1 | 0 | 1 | 2 | 2.0 |
| Oral Roberts | 11/16/15 | | 12 | 3-3 | 1.000 | 0-0 | .000 | 0-0 | .000 | 2 | 1 | 3 | 2.0 | 1 | 0 | 0 | 1 | 0 | 0 | 8 | 5.0 |
| vs. DePaul | 11/20/15 | | 11 | 0-0 | .000 | 0-0 | .000 | 0-0 | .000 | 0 | 3 | 3 | 2.3 | 0 | 0 | 0 | 0 | 0 | 0 | 0 | 2.7 |
| vs. Hofstra | 11/22/15 | | 4 | 1-2 | .500 | 0-0 | .000 | 0-0 | .000 | 0 | 0 | 0 | 1.8 | 1 | 0 | 0 | 0 | 0 | 0 | 2 | 2.5 |
| vs. Tulsa | 11/23/15 | | 9 | 1-2 | .500 | 0-0 | .000 | 0-0 | .000 | 0 | 3 | 3 | 2.0 | 4 | 0 | 0 | 2 | 0 | 0 | 2 | 2.4 |
| Lipscomb | 11/27/15 | | 2 | 0-0 | .000 | 0-0 | .000 | 0-0 | .000 | 0 | 1 | 1 | 1.8 | 0 | 0 | 0 | 0 | 0 | 0 | 0 | 2.0 |
| Western Carolina | 11/30/15 | | 10 | 2-4 | .500 | 0-0 | .000 | 0-2 | .000 | 1 | 0 | 1 | 1.7 | 0 | 0 | 0 | 1 | 0 | 0 | 4 | 2.3 |
| USF | 12/5/15 | | 8 | 0-0 | .000 | 0-0 | .000 | 0-0 | .000 | 0 | 1 | 1 | 1.6 | 1 | 0 | 1 | 1 | 0 | 0 | 0 | 2.0 |
| Drexel | 12/15/15 | | 12 | 0-1 | .000 | 0-0 | .000 | 0-0 | .000 | 0 | 4 | 4 | 1.9 | 2 | 0 | 0 | 1 | 1 | 0 | 0 | 1.8 |
| at Clemson | 12/18/15 | | | | | | | | | | | | | | | | | | | | |
| vs. St. John's | 12/22/15 | | | | | | | | | | | | | | | | | | | | |
| Francis Marion | 12/30/15 | | | | | | | | | | | | | | | | | | | | |
| Memphis | 1/2/16 | | | | | | | | | | | | | | | | | | | | |
| at Auburn | 1/5/16 | | | | | | | | | | | | | | | | | | | | |
| Vanderbilt | 1/9/16 | | | | | | | | | | | | | | | | | | | | |
| at Alabama | 1/13/16 | | | | | | | | | | | | | | | | | | | | |
| Missouri | 1/16/16 | | | | | | | | | | | | | | | | | | | | |
| at Ole Miss | 1/19/16 | | | | | | | | | | | | | | | | | | | | |
| at Tennessee | 1/23/16 | | | | | | | | | | | | | | | | | | | | |
| Mississippi State | 1/26/16 | | | | | | | | | | | | | | | | | | | | |
| Alabama | 1/30/16 | | | | | | | | | | | | | | | | | | | | |
| at Georgia | 2/2/16 | | | | | | | | | | | | | | | | | | | | |
| Texas A&M | 2/6/16 | | | | | | | | | | | | | | | | | | | | |
| LSU | 2/10/16 | | | | | | | | | | | | | | | | | | | | |
| Kentucky | 2/13/16 | | | | | | | | | | | | | | | | | | | | |
| at Missouri | 2/16/16 | | | | | | | | | | | | | | | | | | | | |
| Florida | 2/20/16 | | | | | | | | | | | | | | | | | | | | |
| Tennessee | 2/24/16 | | | | | | | | | | | | | | | | | | | | |
| at Mississippi State | 2/27/16 | | | | | | | | | | | | | | | | | | | | |
| Georgia | 3/3/16 | | | | | | | | | | | | | | | | | | | | |
| at Arkansas | 3/5/16 | | | | | | | | | | | | | | | | | | | | |

CAREER STATISTICS

| Season | GP-GS | Min | Avg | FG | FGA | Pct | 3FG | 3FGA | Pct | FT | FIA | Pct | Off | Def | Tot | Avg | PF | FO | Ast | TO | Blk | Stl | Pts | Avg |
|---------|-------|-----|-----|----|-----|------|-----|------|------|----|-----|------|-----|-----|-----|-----|----|----|-----|----|-----|-----|-----|-----|
| 2015-16 | 9-0 | 76 | 8.4 | 8 | 13 | .615 | 0 | 0 | .000 | 0 | 3 | .000 | 3 | 14 | 17 | 1.9 | 14 | 0 | 1 | 7 | 0 | 1 | 16 | 1.8 |

CAREER SEC STATISTICS

| Season | GP-GS | Min | Avg | FG | FGA | Pct | 3FG | 3FGA | Pct | FT | FIA | Pct | Off | Def | Tot | Avg | PF | FO | Ast | TO | Blk | Stl | Pts | Avg |
|--------|-------|-----|-----|----|-----|-----|-----|------|-----|----|-----|-----|-----|-----|-----|-----|----|----|-----|----|-----|-----|-----|-----|
| 2016 | | | | | | | | | | | | | | | | | | | | | | | | |



#2 RAYMOND DOBY

FRESHMAN | FORWARD | 6'6" | 233 | HS

CAHOKIA, ILL./MONTROSE CHRISTIAN SCHOOL

SEASON NOTABLES

- 3-star prospect who will provide size and athleticism in the front court
- Collected one steal and one rebound in exhibition vs. Allen
- Played four minutes against Western Carolina, recording his first career block
- Played three minutes vs. Drexel

DOBY'S SEASON HIGHS

Points

-

Field Goals

-

Field Goal Attempts

1, vs. Lipscomb (Nov. 27, 2015)

3-Point Field Goals

-

3-Point Field Goal Attempts

-

Free Throws

-

Free Throw Attempts

-

Rebounds

1, vs. Lipscomb (Nov. 27, 2015)

Assists

-

Blocks

1, vs. Western Carolina (Nov. 30, 2015)

Steals

-

Minutes Played

4, vs. Western Carolina (Nov. 30, 2015)

2015-16

| Opponent | Date | GS | Min | FG-FGA | Pct | 3FG-FGA | Pct | FT-FTA | Pct | Off | Def | Tot | Avg | PF | FO | A | TO | Blk | Stl | Pts | Avg |
|----------------------|----------|----|-----|--------|-----|---------|-----|--------|-----|-----|-----|-----|-----|----|----|---|----|-----|-----|-----|-----|
| Norfolk State | 11/14/15 | - | - | - | - | - | - | - | - | - | - | - | - | - | - | - | - | - | - | - | - |
| Oral Roberts | 11/16/15 | 1 | 0-0 | .000 | 0-0 | .000 | 0-0 | .000 | 0-0 | 0 | 0 | 0 | 0.0 | 1 | 0 | 0 | 0 | 0 | 0 | 0 | 0.0 |
| vs. DePaul | 11/20/15 | 1 | 0-0 | .000 | 0-0 | .000 | 0-0 | .000 | 0-0 | 0 | 0 | 0 | 0.0 | 3 | 0 | 0 | 0 | 0 | 0 | 0 | 0.0 |
| vs. Hofstra | 11/22/15 | - | - | - | - | - | - | - | - | - | - | - | - | - | - | - | - | - | - | - | - |
| vs. Tulsa | 11/23/15 | - | - | - | - | - | - | - | - | - | - | - | - | - | - | - | - | - | - | - | - |
| Lipscomb | 11/27/15 | 2 | 0-1 | .000 | 0-0 | .000 | 0-0 | .000 | 0-0 | 0 | 1 | 1 | 0.3 | 0 | 0 | 0 | 0 | 0 | 0 | 0 | 0.0 |
| Western Carolina | 11/30/15 | 4 | 0-0 | .000 | 0-0 | .000 | 0-0 | .000 | 0-0 | 0 | 0 | 0 | 0.3 | 0 | 0 | 0 | 0 | 1 | 0 | 0 | 0.0 |
| USF | 12/5/15 | - | - | - | - | - | - | - | - | - | - | - | - | - | - | - | - | - | - | - | - |
| Drexel | 12/15/15 | 3 | 0-0 | .000 | 0-0 | .000 | 0-0 | .000 | 0-0 | 0 | 0 | 0 | 0.2 | 0 | 0 | 0 | 1 | 0 | 0 | 0 | 0.0 |
| at Clemson | 12/18/15 | | | | | | | | | | | | | | | | | | | | |
| vs. St. John's | 12/22/15 | | | | | | | | | | | | | | | | | | | | |
| Francis Marion | 12/30/15 | | | | | | | | | | | | | | | | | | | | |
| Memphis | 1/2/16 | | | | | | | | | | | | | | | | | | | | |
| at Auburn | 1/5/16 | | | | | | | | | | | | | | | | | | | | |
| Vanderbilt | 1/9/16 | | | | | | | | | | | | | | | | | | | | |
| at Alabama | 1/13/16 | | | | | | | | | | | | | | | | | | | | |
| Missouri | 1/16/16 | | | | | | | | | | | | | | | | | | | | |
| at Ole Miss | 1/19/16 | | | | | | | | | | | | | | | | | | | | |
| at Tennessee | 1/23/16 | | | | | | | | | | | | | | | | | | | | |
| Mississippi State | 1/26/16 | | | | | | | | | | | | | | | | | | | | |
| Alabama | 1/30/16 | | | | | | | | | | | | | | | | | | | | |
| at Georgia | 2/2/16 | | | | | | | | | | | | | | | | | | | | |
| Texas A&M | 2/6/16 | | | | | | | | | | | | | | | | | | | | |
| LSU | 2/10/16 | | | | | | | | | | | | | | | | | | | | |
| Kentucky | 2/13/16 | | | | | | | | | | | | | | | | | | | | |
| at Missouri | 2/16/16 | | | | | | | | | | | | | | | | | | | | |
| Florida | 2/20/16 | | | | | | | | | | | | | | | | | | | | |
| Tennessee | 2/24/16 | | | | | | | | | | | | | | | | | | | | |
| at Mississippi State | 2/27/16 | | | | | | | | | | | | | | | | | | | | |
| Georgia | 3/3/16 | | | | | | | | | | | | | | | | | | | | |
| at Arkansas | 3/5/16 | | | | | | | | | | | | | | | | | | | | |

CAREER STATISTICS

| Season | GP-GS | Min | Avg | FG | FGA | Pct | 3FG | 3FGA | Pct | FT | FIA | Pct | Off | Def | Tot | Avg | PF | FO | Ast | TO | Blk | Stl | Pts | Avg |
|---------|-------|-----|-----|----|-----|------|-----|------|------|----|-----|------|-----|-----|-----|-----|----|----|-----|----|-----|-----|-----|-----|
| 2015-16 | 5-0 | 11 | 2.2 | 0 | 1 | .000 | 0 | 0 | .000 | 0 | 0 | .000 | 0 | 1 | 1 | 0.2 | 4 | 0 | 0 | 2 | 1 | 0 | 0 | 0.0 |

CAREER SEC STATISTICS

| Season | GP-GS | Min | Avg | FG | FGA | Pct | 3FG | 3FGA | Pct | FT | FIA | Pct | Off | Def | Tot | Avg | PF | FO | Ast | TO | Blk | Stl | Pts | Avg |
|--------|-------|-----|-----|----|-----|-----|-----|------|-----|----|-----|-----|-----|-----|-----|-----|----|----|-----|----|-----|-----|-----|-----|
| 2016 | | | | | | | | | | | | | | | | | | | | | | | | |



#15 PJ DOZIER

FRESHMAN | GUARD | 6'6" | 200 | HS
COLUMBIA, S.C./SPRING VALLEY

SEASON NOTABLES

- Highly-touted recruit and noted as one of the top point guards in the nation in his class
- Rated as the No. 19 overall prospect by ESPN.com
- 2015 McDonald's All-American and 2014-15 Gatorade Player of the Year in the State of South Carolina
- Dished four assists with two steals, seven points and seven rebounds in exhibition vs. Allen
- Earned the start in first-career game vs. Norfolk State, scored seven points with three assists, four rebounds and three steals in 21 minutes
- Seven points, with two rebounds and two steals in win vs. DePaul
- Best game of the season to date with 12 points and nine rebounds in 26 minutes vs. Hofstra
- Eight points with four assists in Paradise Jam Championship vs. Tulsa
- Scored 11 points and dished a season high five assists with six rebounds and a pair of steals vs. Lipscomb
- Picked up four steals to go with 12 points in 26 minutes against USF
- Led the team with 16 points, ten coming from the free throw line, in 24 minutes of action vs. Drexel

DOZIER'S SEASON HIGHS

Points

16, vs. Drexel (Dec. 15, 2015)

Field Goals

5, twice, last vs. Lipscomb (Nov. 27, 2015)

Field Goal Attempts

12, vs. USF (Dec. 5, 2015)

3-Point Field Goals

2, vs. Hofstra (Nov. 22, 2015)

3-Point Field Goal Attempts

3, vs. Lipscomb (Nov. 27, 2015)

Free Throws

10, vs. Drexel (Dec. 15, 2015)

Free Throw Attempts

16, vs. Drexel (Dec. 15, 2015)

Rebounds

9, vs. Hofstra (Nov. 22, 2015)

Assists

5, vs. Lipscomb (Nov. 27, 2015)

Blocks

2, vs. Oral Roberts (Nov. 16, 2015)

Steals

4, vs. USF (Dec. 5, 2015)

Minutes Played

26, twice, last vs. USF (Dec. 5, 2015)

2015-16

| Opponent | Date | GS | Min | FG-FGA | Pct | 3FG-FGA | Pct | FT-FTA | Pct | Off | Def | Tot | Avg | PF | FO | A | TO | Blk | Stl | Pts | Avg |
|----------------------|----------|----|-----|--------|------|---------|-------|--------|------|-----|-----|-----|-----|----|----|---|----|-----|-----|-----|-----|
| Norfolk State | 11/14/15 | * | 21 | 3-7 | .428 | 1-2 | .500 | 0-2 | .000 | 1 | 3 | 4 | 4.0 | 3 | 0 | 3 | 1 | 0 | 3 | 7 | 7.0 |
| Oral Roberts | 11/16/15 | * | 12 | 0-3 | .000 | 0-1 | .000 | 0-0 | .000 | 0 | 2 | 2 | 3.0 | 2 | 0 | 2 | 1 | 2 | 1 | 0 | 3.5 |
| vs. DePaul | 11/20/15 | * | 14 | 3-6 | .500 | 0-0 | .000 | 1-2 | .500 | 1 | 1 | 2 | 2.7 | 2 | 0 | 0 | 2 | 0 | 2 | 7 | 4.7 |
| vs. Hofstra | 11/22/15 | * | 26 | 5-10 | .500 | 2-2 | 1.000 | 0-1 | .000 | 4 | 5 | 9 | 4.3 | 3 | 0 | 2 | 3 | 0 | 0 | 12 | 6.5 |
| vs. Tulsa | 11/23/15 | * | 17 | 3-6 | .500 | 2-4 | .500 | 0-0 | .000 | 0 | 4 | 4 | 4.2 | 4 | 0 | 4 | 2 | 1 | 0 | 8 | 6.8 |
| Lipscomb | 11/27/15 | * | 23 | 5-11 | .454 | 1-3 | .333 | 0-2 | .000 | 2 | 4 | 6 | 4.5 | 2 | 0 | 5 | 4 | 1 | 2 | 11 | 7.5 |
| Western Carolina | 11/30/15 | * | 12 | 0-3 | .000 | 0-1 | .000 | 0-0 | .000 | 1 | 2 | 3 | 4.3 | 3 | 0 | 0 | 2 | 0 | 0 | 0 | 6.4 |
| USF | 12/5/15 | * | 26 | 4-12 | .333 | 0-1 | .000 | 4-6 | .667 | 0 | 1 | 1 | 3.9 | 2 | 0 | 2 | 2 | 1 | 4 | 12 | 7.1 |
| Drexel | 12/15/15 | * | 24 | 3-6 | .500 | 0-0 | .000 | 10-16 | .625 | 0 | 4 | 4 | 3.9 | 0 | 0 | 3 | 1 | 0 | 0 | 16 | 8.1 |
| at Clemson | 12/18/15 | | | | | | | | | | | | | | | | | | | | |
| vs. St. John's | 12/22/15 | | | | | | | | | | | | | | | | | | | | |
| Francis Marion | 12/30/15 | | | | | | | | | | | | | | | | | | | | |
| Memphis | 1/2/16 | | | | | | | | | | | | | | | | | | | | |
| at Auburn | 1/5/16 | | | | | | | | | | | | | | | | | | | | |
| Vanderbilt | 1/9/16 | | | | | | | | | | | | | | | | | | | | |
| at Alabama | 1/13/16 | | | | | | | | | | | | | | | | | | | | |
| Missouri | 1/16/16 | | | | | | | | | | | | | | | | | | | | |
| at Ole Miss | 1/19/16 | | | | | | | | | | | | | | | | | | | | |
| at Tennessee | 1/23/16 | | | | | | | | | | | | | | | | | | | | |
| Mississippi State | 1/26/16 | | | | | | | | | | | | | | | | | | | | |
| Alabama | 1/30/16 | | | | | | | | | | | | | | | | | | | | |
| at Georgia | 2/2/16 | | | | | | | | | | | | | | | | | | | | |
| Texas A&M | 2/6/16 | | | | | | | | | | | | | | | | | | | | |
| LSU | 2/10/16 | | | | | | | | | | | | | | | | | | | | |
| Kentucky | 2/13/16 | | | | | | | | | | | | | | | | | | | | |
| at Missouri | 2/16/16 | | | | | | | | | | | | | | | | | | | | |
| Florida | 2/20/16 | | | | | | | | | | | | | | | | | | | | |
| Tennessee | 2/24/16 | | | | | | | | | | | | | | | | | | | | |
| at Mississippi State | 2/27/16 | | | | | | | | | | | | | | | | | | | | |
| Georgia | 3/3/16 | | | | | | | | | | | | | | | | | | | | |
| at Arkansas | 3/5/16 | | | | | | | | | | | | | | | | | | | | |

CAREER STATISTICS

| Season | GP-GS | Min | Avg | FG | FGA | Pct | 3FG | 3FGA | Pct | FT | FIA | Pct | Off | Def | Tot | Avg | PF | FO | Ast | TO | Blk | Stl | Pts | Avg |
|---------|-------|-----|------|----|-----|------|-----|------|------|----|-----|------|-----|-----|-----|-----|----|----|-----|----|-----|-----|-----|-----|
| 2015-16 | 9-9 | 175 | 19.4 | 26 | 64 | .406 | 6 | 14 | .429 | 15 | 29 | .517 | 9 | 26 | 35 | 3.9 | 21 | 0 | 21 | 18 | 5 | 12 | 73 | 8.1 |

CAREER SEC STATISTICS

| Season | GP-GS | Min | Avg | FG | FGA | Pct | 3FG | 3FGA | Pct | FT | FIA | Pct | Off | Def | Tot | Avg | PF | FO | Ast | TO | Blk | Stl | Pts | Avg |
|--------|-------|-----|-----|----|-----|-----|-----|------|-----|----|-----|-----|-----|-----|-----|-----|----|----|-----|----|-----|-----|-----|-----|
| 2016 | | | | | | | | | | | | | | | | | | | | | | | | |



#4 JAMALL GREGORY

FRESHMAN | GUARD | 6'2" | 202 | HS
WASHINGTON, D.C./COOLIDGE

SEASON NOTABLES

- Very athletic guard who averaged 21 points per game during his senior season of high school
- Dished three assists in exhibition win vs. Allen
- Showed off his leaping ability to score his first points as a Gamecock, adding a pair of rebounds in a win over Western Carolina
- Played three minutes vs. Drexel, hitting a free throw and passing out his first collegiate assist

GREGORY'S SEASON HIGHS

Points

2, vs. Western Carolina (Nov. 30, 2015)

Field Goals

1, vs. Western Carolina (Nov. 30, 2015)

Field Goal Attempts

2, vs. Western Carolina (Nov. 30, 2015)

3-Point Field Goals

-

3-Point Field Goal Attempts

-

Free Throws

1, vs. Drexel (Dec. 15, 2015)

Free Throw Attempts

2, vs. Drexel (Dec. 15, 2015)

Rebounds

2, vs. Western Carolina (Nov. 30, 2015)

Assists

1, vs. Drexel (Dec. 15, 2015)

Blocks

-

Steals

1, vs. Drexel (Dec. 15, 2015)

Minutes Played

7, vs. Western Carolina (Nov. 30, 2015)

2015-16

| Opponent | Date | GS | Min | FG-FGA | Pct | 3FG-FGA | Pct | FT-FTA | Pct | Off | Def | Tot | Avg | PF | FO | A | TO | Blk | Stl | Pts | Avg |
|----------------------|----------|----|-----|--------|-----|---------|-----|--------|-----|-------------------------|-----|-----|-----|----|----|---|----|-----|-----|-----|-----|
| Norfolk State | 11/14/15 | - | - | - | - | - | - | - | - | -DNP - Coach's Decision | | | | | | | | | | | |
| Oral Roberts | 11/16/15 | 1 | 0-0 | .000 | 0-0 | .000 | 0-0 | .000 | 0-0 | 0 | 1 | 1 | 1.0 | 0 | 0 | 0 | 0 | 0 | 0 | 0 | 0.0 |
| vs. DePaul | 11/20/15 | 1 | 0-0 | .000 | 0-0 | .000 | 0-0 | .000 | 0-0 | 0 | 0 | 0 | 0.5 | 0 | 0 | 0 | 0 | 0 | 0 | 0 | 0.0 |
| vs. Hofstra | 11/22/15 | - | - | - | - | - | - | - | - | -DNP - Coach's Decision | | | | | | | | | | | |
| vs. Tulsa | 11/23/15 | - | - | - | - | - | - | - | - | -DNP - Coach's Decision | | | | | | | | | | | |
| Lipscomb | 11/27/15 | 2 | 0-0 | .000 | 0-0 | .000 | 0-0 | .000 | 0-0 | 0 | 0 | 0 | 0.3 | 1 | 0 | 0 | 1 | 0 | 0 | 0 | 0.0 |
| Western Carolina | 11/30/15 | 7 | 1-2 | .500 | 0-0 | .000 | 0-0 | .000 | 1-1 | 2 | 0.8 | 0 | 0 | 0 | 2 | 0 | 0 | 0 | 2 | 0.5 | |
| USF | 12/5/15 | - | - | - | - | - | - | - | - | DNP | | | | | | | | | | | |
| Drexel | 12/15/15 | 3 | 0-0 | .000 | 0-0 | .000 | 1-2 | .500 | 0-0 | 1 | 1 | 1 | 0.6 | 0 | 0 | 1 | 0 | 0 | 1 | 1 | 0.6 |
| at Clemson | 12/18/15 | | | | | | | | | | | | | | | | | | | | |
| vs. St. John's | 12/22/15 | | | | | | | | | | | | | | | | | | | | |
| Francis Marion | 12/30/15 | | | | | | | | | | | | | | | | | | | | |
| Memphis | 1/2/16 | | | | | | | | | | | | | | | | | | | | |
| at Auburn | 1/5/16 | | | | | | | | | | | | | | | | | | | | |
| Vanderbilt | 1/9/16 | | | | | | | | | | | | | | | | | | | | |
| at Alabama | 1/13/16 | | | | | | | | | | | | | | | | | | | | |
| Missouri | 1/16/16 | | | | | | | | | | | | | | | | | | | | |
| at Ole Miss | 1/19/16 | | | | | | | | | | | | | | | | | | | | |
| at Tennessee | 1/23/16 | | | | | | | | | | | | | | | | | | | | |
| Mississippi State | 1/26/16 | | | | | | | | | | | | | | | | | | | | |
| Alabama | 1/30/16 | | | | | | | | | | | | | | | | | | | | |
| at Georgia | 2/2/16 | | | | | | | | | | | | | | | | | | | | |
| Texas A&M | 2/6/16 | | | | | | | | | | | | | | | | | | | | |
| LSU | 2/10/16 | | | | | | | | | | | | | | | | | | | | |
| Kentucky | 2/13/16 | | | | | | | | | | | | | | | | | | | | |
| at Missouri | 2/16/16 | | | | | | | | | | | | | | | | | | | | |
| Florida | 2/20/16 | | | | | | | | | | | | | | | | | | | | |
| Tennessee | 2/24/16 | | | | | | | | | | | | | | | | | | | | |
| at Mississippi State | 2/27/16 | | | | | | | | | | | | | | | | | | | | |
| Georgia | 3/3/16 | | | | | | | | | | | | | | | | | | | | |
| at Arkansas | 3/5/16 | | | | | | | | | | | | | | | | | | | | |

CAREER STATISTICS

| Season | GP-GS | Min | Avg | FG | FGA | Pct | 3FG | 3FGA | Pct | FT | FIA | Pct | Off | Def | Tot | Avg | PF | FO | Ast | TO | Blk | Stl | Pts | Avg |
|---------|-------|-----|-----|----|-----|------|-----|------|------|----|-----|------|-----|-----|-----|-----|----|----|-----|----|-----|-----|-----|-----|
| 2015-16 | 5-0 | 14 | 2.8 | 1 | 2 | .500 | 0 | 0 | .000 | 1 | 2 | .500 | 1 | 2 | 3 | 0.8 | 0 | 0 | 1 | 2 | 0 | 1 | 3 | 0.6 |

CAREER SEC STATISTICS

| Season | GP-GS | Min | Avg | FG | FGA | Pct | 3FG | 3FGA | Pct | FT | FIA | Pct | Off | Def | Tot | Avg | PF | FO | Ast | TO | Blk | Stl | Pts | Avg |
|--------|-------|-----|-----|----|-----|-----|-----|------|-----|----|-----|-----|-----|-----|-----|-----|----|----|-----|----|-----|-----|-----|-----|
| 2016 | | | | | | | | | | | | | | | | | | | | | | | | |



#31 JARRELL HOLLIMAN

R-SOPHOMORE | FORWARD | 6'7" | 200 | HS

ALPHARETTA, GA./ALPHARETTA/ELMHURST COLLEGE

SEASON NOTABLES

- Walk-on transfer from Elmhurst College
- Saw action in two games at Elmhurst
- Scored two points and collected one steal in exhibition vs. Allen
- Played two minutes against Western Carolina

HOLLIMAN'S SEASON HIGHS

Points

-

Field Goals

-

Field Goal Attempts

-

3-Point Field Goals

-

3-Point Field Goal Attempts

-

Free Throws

-

Free Throw Attempts

-

Rebounds

-

Assists

-

Blocks

-

Steals

-

Minutes Played

2, vs. Western Carolina (Nov. 30, 2015)

2015-16

| Opponent | Date | GS | Min | FG-FGA | Pct | 3FG-FGA | Pct | FT-FTA | Pct | Off | Def | Tot | Avg | PF | FO | A | TO | Blk | Stl | Pts | Avg |
|----------------------|----------|----|-----|--------|-----|---------|-----|--------|-----|-------------------------|-----|-----|-----|----|----|---|----|-----|-----|-----|-----|
| Norfolk State | 11/14/15 | - | - | - | - | - | - | - | - | -DNP - Coach's Decision | | | | | | | | | | | |
| Oral Roberts | 11/16/15 | 1 | 0-0 | .000 | 0-0 | .000 | 0-0 | .000 | 0 | 0 | 0 | 0.0 | 0 | 0 | 0 | 0 | 0 | 0 | 0 | 0 | 0.0 |
| vs. DePaul | 11/20/15 | - | - | - | - | - | - | - | - | -DNP - Coach's Decision | | | | | | | | | | | |
| vs. Hofstra | 11/22/15 | - | - | - | - | - | - | - | - | -DNP - Coach's Decision | | | | | | | | | | | |
| vs. Tulsa | 11/23/15 | - | - | - | - | - | - | - | - | -DNP - Coach's Decision | | | | | | | | | | | |
| Lipscomb | 11/27/15 | - | - | - | - | - | - | - | - | -DNP - Coach's Decision | | | | | | | | | | | |
| Western Carolina | 11/30/15 | 2 | 0-0 | .000 | 0-0 | .000 | 0-0 | .000 | 0 | 0 | 0 | 0.0 | 0 | 0 | 0 | 1 | 0 | 0 | 0 | 0 | 0.0 |
| USF | 12/5/15 | - | - | - | - | - | - | - | - | -DNP - Coach's Decision | | | | | | | | | | | |
| Drexel | 12/15/15 | - | - | - | - | - | - | - | - | -DNP - Coach's Decision | | | | | | | | | | | |
| at Clemson | 12/18/15 | - | - | - | - | - | - | - | - | | | | | | | | | | | | |
| vs. St. John's | 12/22/15 | - | - | - | - | - | - | - | - | | | | | | | | | | | | |
| Francis Marion | 12/30/15 | - | - | - | - | - | - | - | - | | | | | | | | | | | | |
| Memphis | 1/2/16 | - | - | - | - | - | - | - | - | | | | | | | | | | | | |
| at Auburn | 1/5/16 | - | - | - | - | - | - | - | - | | | | | | | | | | | | |
| Vanderbilt | 1/9/16 | - | - | - | - | - | - | - | - | | | | | | | | | | | | |
| at Alabama | 1/13/16 | - | - | - | - | - | - | - | - | | | | | | | | | | | | |
| Missouri | 1/16/16 | - | - | - | - | - | - | - | - | | | | | | | | | | | | |
| at Ole Miss | 1/19/16 | - | - | - | - | - | - | - | - | | | | | | | | | | | | |
| at Tennessee | 1/23/16 | - | - | - | - | - | - | - | - | | | | | | | | | | | | |
| Mississippi State | 1/26/16 | - | - | - | - | - | - | - | - | | | | | | | | | | | | |
| Alabama | 1/30/16 | - | - | - | - | - | - | - | - | | | | | | | | | | | | |
| at Georgia | 2/2/16 | - | - | - | - | - | - | - | - | | | | | | | | | | | | |
| Texas A&M | 2/6/16 | - | - | - | - | - | - | - | - | | | | | | | | | | | | |
| LSU | 2/10/16 | - | - | - | - | - | - | - | - | | | | | | | | | | | | |
| Kentucky | 2/13/16 | - | - | - | - | - | - | - | - | | | | | | | | | | | | |
| at Missouri | 2/16/16 | - | - | - | - | - | - | - | - | | | | | | | | | | | | |
| Florida | 2/20/16 | - | - | - | - | - | - | - | - | | | | | | | | | | | | |
| Tennessee | 2/24/16 | - | - | - | - | - | - | - | - | | | | | | | | | | | | |
| at Mississippi State | 2/27/16 | - | - | - | - | - | - | - | - | | | | | | | | | | | | |
| Georgia | 3/3/16 | - | - | - | - | - | - | - | - | | | | | | | | | | | | |
| at Arkansas | 3/5/16 | - | - | - | - | - | - | - | - | | | | | | | | | | | | |

CAREER STATISTICS

| Season | GP-GS | Min | Avg | FG | FGA | Pct | 3FG | 3FGA | Pct | FT | FIA | Pct | Off | Def | Tot | Avg | PF | FO | Ast | TO | Blk | Stl | Pts | Avg |
|---------|-------|-----|-----|----|-----|------|-----|------|------|----|-----|------|-----|-----|-----|-----|----|----|-----|----|-----|-----|-----|-----|
| 2015-16 | 2-0 | 3 | 1.5 | 0 | 0 | .000 | 0 | 0 | .000 | 0 | 0 | .000 | 0 | 0 | 0 | 0.0 | 0 | 0 | 0 | 1 | 0 | 0 | 0 | 0.0 |

CAREER SEC STATISTICS

| Season | GP-GS | Min | Avg | FG | FGA | Pct | 3FG | 3FGA | Pct | FT | FIA | Pct | Off | Def | Tot | Avg | PF | FO | Ast | TO | Blk | Stl | Pts | Avg |
|--------|-------|-----|-----|----|-----|-----|-----|------|-----|----|-----|-----|-----|-----|-----|-----|----|----|-----|----|-----|-----|-----|-----|
| 2016 | | | | | | | | | | | | | | | | | | | | | | | | |



#21 JOHN RAGIN

FRESHMAN | GUARD | 6'2" | 177 | HS
EASTOVER, S.C./CARDINAL NEWMAN

SEASON NOTABLES

- Walk-on from Cardinal Newman High School in Columbia
- Named all-state, all-region, all-conference during his senior season of high school
- Collected two rebounds in exhibition vs. Allen
- Saw his first playing time of the regular season in a win over Western Carolina
- Played down the stretch against USF

RAGIN'S SEASON HIGHS

Points

-

Field Goals

-

Field Goal Attempts

1, twice, last vs. USF (Dec. 5, 2015)

3-Point Field Goals

-

3-Point Field Goal Attempts

1, vs. USF (Dec. 5, 2015)

Free Throws

-

Free Throw Attempts

-

Rebounds

1, vs. Western Carolina (Nov. 30, 2015)

Assists

-

Blocks

-

Steals

-

Minutes Played

2, twice, last vs. USF (Dec. 5, 2015)

2015-16

| Opponent | Date | GS | Min | FG-FGA | Pct | 3FG-FGA | Pct | FT-FTA | Pct | Off | Def | Tot | Avg | PF | FO | A | TO | Blk | Stl | Pts | Avg |
|----------------------|----------|----|-----|--------|-----|---------|-----|--------|-----|-----|-----|-----|-----|----|----|---|----|-----|-----|-----|-----|
| Norfolk State | 11/14/15 | - | - | - | - | - | - | - | - | - | - | - | - | - | - | - | - | - | - | - | - |
| Oral Roberts | 11/16/15 | - | - | - | - | - | - | - | - | - | - | - | - | - | - | - | - | - | - | - | - |
| vs. DePaul | 11/20/15 | - | - | - | - | - | - | - | - | - | - | - | - | - | - | - | - | - | - | - | - |
| vs. Hofstra | 11/22/15 | - | - | - | - | - | - | - | - | - | - | - | - | - | - | - | - | - | - | - | - |
| vs. Tulsa | 11/23/15 | - | - | - | - | - | - | - | - | - | - | - | - | - | - | - | - | - | - | - | - |
| Lipscomb | 11/27/15 | - | - | - | - | - | - | - | - | - | - | - | - | - | - | - | - | - | - | - | - |
| Western Carolina | 11/30/15 | 2 | 0-1 | .000 | 0-0 | .000 | 0-0 | .000 | 0 | 1 | 1 | 1.0 | 0 | 0 | 0 | 0 | 0 | 0 | 0 | 0 | 0.0 |
| USF | 12/5/15 | 2 | 0-1 | .000 | 0-1 | .000 | 0-0 | .000 | 0 | 0 | 0 | 0.5 | 0 | 0 | 0 | 0 | 0 | 0 | 0 | 0 | 0.0 |
| Drexel | 12/15/15 | - | - | - | - | - | - | - | - | - | - | - | - | - | - | - | - | - | - | - | - |
| at Clemson | 12/18/15 | - | - | - | - | - | - | - | - | - | - | - | - | - | - | - | - | - | - | - | - |
| vs. St. John's | 12/22/15 | - | - | - | - | - | - | - | - | - | - | - | - | - | - | - | - | - | - | - | - |
| Francis Marion | 12/30/15 | - | - | - | - | - | - | - | - | - | - | - | - | - | - | - | - | - | - | - | - |
| Memphis | 1/2/16 | - | - | - | - | - | - | - | - | - | - | - | - | - | - | - | - | - | - | - | - |
| at Auburn | 1/5/16 | - | - | - | - | - | - | - | - | - | - | - | - | - | - | - | - | - | - | - | - |
| Vanderbilt | 1/9/16 | - | - | - | - | - | - | - | - | - | - | - | - | - | - | - | - | - | - | - | - |
| at Alabama | 1/13/16 | - | - | - | - | - | - | - | - | - | - | - | - | - | - | - | - | - | - | - | - |
| Missouri | 1/16/16 | - | - | - | - | - | - | - | - | - | - | - | - | - | - | - | - | - | - | - | - |
| at Ole Miss | 1/19/16 | - | - | - | - | - | - | - | - | - | - | - | - | - | - | - | - | - | - | - | - |
| at Tennessee | 1/23/16 | - | - | - | - | - | - | - | - | - | - | - | - | - | - | - | - | - | - | - | - |
| Mississippi State | 1/26/16 | - | - | - | - | - | - | - | - | - | - | - | - | - | - | - | - | - | - | - | - |
| Alabama | 1/30/16 | - | - | - | - | - | - | - | - | - | - | - | - | - | - | - | - | - | - | - | - |
| at Georgia | 2/2/16 | - | - | - | - | - | - | - | - | - | - | - | - | - | - | - | - | - | - | - | - |
| Texas A&M | 2/6/16 | - | - | - | - | - | - | - | - | - | - | - | - | - | - | - | - | - | - | - | - |
| LSU | 2/10/16 | - | - | - | - | - | - | - | - | - | - | - | - | - | - | - | - | - | - | - | - |
| Kentucky | 2/13/16 | - | - | - | - | - | - | - | - | - | - | - | - | - | - | - | - | - | - | - | - |
| at Missouri | 2/16/16 | - | - | - | - | - | - | - | - | - | - | - | - | - | - | - | - | - | - | - | - |
| Florida | 2/20/16 | - | - | - | - | - | - | - | - | - | - | - | - | - | - | - | - | - | - | - | - |
| Tennessee | 2/24/16 | - | - | - | - | - | - | - | - | - | - | - | - | - | - | - | - | - | - | - | - |
| at Mississippi State | 2/27/16 | - | - | - | - | - | - | - | - | - | - | - | - | - | - | - | - | - | - | - | - |
| Georgia | 3/3/16 | - | - | - | - | - | - | - | - | - | - | - | - | - | - | - | - | - | - | - | - |
| at Arkansas | 3/5/16 | - | - | - | - | - | - | - | - | - | - | - | - | - | - | - | - | - | - | - | - |

CAREER STATISTICS

| Season | GP-GS | Min | Avg | FG | FGA | Pct | 3FG | 3FGA | Pct | FT | FIA | Pct | Off | Def | Tot | Avg | PF | FO | Ast | TO | Blk | Stl | Pts | Avg |
|---------|-------|-----|-----|----|-----|------|-----|------|------|----|-----|------|-----|-----|-----|-----|----|----|-----|----|-----|-----|-----|-----|
| 2015-16 | 2-0 | 4 | 2.0 | 0 | 2 | .000 | 0 | 1 | .000 | 0 | 0 | .000 | 0 | 1 | 1 | 0.5 | 0 | 0 | 0 | 0 | 0 | 0 | 0 | 0.0 |

CAREER SEC STATISTICS

| Season | GP-GS | Min | Avg | FG | FGA | Pct | 3FG | 3FGA | Pct | FT | FIA | Pct | Off | Def | Tot | Avg | PF | FO | Ast | TO | Blk | Stl | Pts | Avg |
|--------|-------|-----|-----|----|-----|-----|-----|------|-----|----|-----|-----|-----|-----|-----|-----|----|----|-----|----|-----|-----|-----|-----|
| 2016 | | | | | | | | | | | | | | | | | | | | | | | | |



#30 CHRIS SILVA

FRESHMAN | FORWARD | 6'9" | 220 | HS
LIBREVILLE, GABON/ROSELLE (N.J.)

SEASON NOTABLES

- Has only been playing organized basketball for a few years
- Native of Gabon, who played high school basketball in the United States
- Extremely athletic
- A four-star prospect by several outlets, including ESPN.com
- Earned the start in exhibition win vs. Allen, scoring seven points and pulling down 10 rebounds
- Scored 12 points and pulled down a game high nine rebounds, including five on the offensive glass, in first-career game vs. Norfolk State
- Scored four points, with one block and two rebounds vs. DePaul
- Scored 7 points with a 5-of-6 effort from the foul line in win vs. Hofstra
- Matched season high with 12 points off the bench vs. Lipscomb, also pulling down a team best seven rebounds and blocking two shots
- Pulled down 11 rebounds against Western Carolina, coming just one point shy of his first career double-double
- Blocked a season-high three shots and added four rebounds in 16 minutes against USF
- Played a season-high 30 minutes vs. Drexel, with a pair of highlight-reel blocks, nine points and seven rebounds

SILVA'S SEASON HIGHS

Points

12, twice, last vs. Lipscomb (Nov. 27, 2015)

Field Goals

3, twice, last vs. Drexel (Dec. 15, 2015)

Field Goal Attempts

5, 4x, last vs. Drexel (Dec. 15, 2015)

3-Point Field Goals

-

3-Point Field Goal Attempts

-

Free Throws

8, vs. Norfolk State (Nov. 14, 2015)

Free Throw Attempts

12, vs. Norfolk State (Nov. 14, 2015)

Rebounds

11, vs. Western Carolina (Nov. 30, 2015)

Assists

1, twice, last vs. Lipscomb (Nov. 27, 2015)

Blocks

3, vs. USF (Dec. 5, 2015)

Steals

2, vs. Drexel (Dec. 15, 2015)

Minutes Played

30, vs. Drexel (Dec. 15, 2015)

2015-16

| Opponent | Date | GS | Min | FG-FGA | Pct | 3FG-FGA | Pct | FT-FTA | Pct | Off | Def | Tot | Avg | PF | FO | A | TO | Blk | Stl | Pts | Avg |
|----------------------|----------|----|-----|--------|-----|---------|------|--------|-----|-----|-----|-----|-----|----|----|---|----|-----|-----|------|-----|
| Norfolk State | 11/14/15 | 24 | 2-5 | .400 | 0-0 | .000 | 8-12 | .667 | 5 | 4 | 9 | 9.0 | 3 | 0 | 0 | 3 | 2 | 1 | 12 | 12.0 | |
| Oral Roberts | 11/16/15 | 6 | 1-2 | .500 | 0-0 | .000 | 0-2 | .000 | 1 | 2 | 3 | 6.0 | 4 | 0 | 0 | 0 | 0 | 0 | 2 | 7.0 | |
| vs. DePaul | 11/20/15 | 10 | 1-3 | .333 | 0-0 | .000 | 2-4 | .500 | 0 | 2 | 2 | 4.7 | 4 | 0 | 0 | 1 | 1 | 1 | 0 | 4 | 6.0 |
| vs. Hofstra | 11/22/15 | 11 | 1-5 | .200 | 0-0 | .000 | 5-6 | .833 | 3 | 0 | 3 | 4.3 | 2 | 0 | 0 | 2 | 0 | 0 | 7 | 6.3 | |
| vs. Tulsa | 11/23/15 | 6 | 0-2 | .000 | 0-0 | .000 | 0-0 | .000 | 0 | 1 | 1 | 3.6 | 3 | 0 | 0 | 2 | 0 | 0 | 0 | 5.0 | |
| Lipscomb | 11/27/15 | 18 | 3-4 | .750 | 0-0 | .000 | 6-8 | .750 | 2 | 5 | 7 | 4.2 | 1 | 0 | 1 | 2 | 2 | 0 | 12 | 6.2 | |
| Western Carolina | 11/30/15 | 15 | 2-3 | .667 | 0-0 | .000 | 5-10 | .500 | 4 | 7 | 11 | 5.1 | 2 | 0 | 0 | 1 | 2 | 0 | 9 | 6.6 | |
| USF | 12/5/15 | 16 | 1-5 | .200 | 0-0 | .000 | 2-4 | .500 | 2 | 2 | 4 | 5.0 | 4 | 0 | 0 | 0 | 3 | 0 | 4 | 6.3 | |
| Drexel | 12/15/15 | 30 | 3-5 | .600 | 0-0 | .000 | 3-4 | .750 | 2 | 5 | 7 | 5.2 | 3 | 0 | 1 | 3 | 2 | 2 | 9 | 6.6 | |
| at Clemson | 12/18/15 | | | | | | | | | | | | | | | | | | | | |
| vs. St. John's | 12/22/15 | | | | | | | | | | | | | | | | | | | | |
| Francis Marion | 12/30/15 | | | | | | | | | | | | | | | | | | | | |
| Memphis | 1/2/16 | | | | | | | | | | | | | | | | | | | | |
| at Auburn | 1/5/16 | | | | | | | | | | | | | | | | | | | | |
| Vanderbilt | 1/9/16 | | | | | | | | | | | | | | | | | | | | |
| at Alabama | 1/13/16 | | | | | | | | | | | | | | | | | | | | |
| Missouri | 1/16/16 | | | | | | | | | | | | | | | | | | | | |
| at Ole Miss | 1/19/16 | | | | | | | | | | | | | | | | | | | | |
| at Tennessee | 1/23/16 | | | | | | | | | | | | | | | | | | | | |
| Mississippi State | 1/26/16 | | | | | | | | | | | | | | | | | | | | |
| Alabama | 1/30/16 | | | | | | | | | | | | | | | | | | | | |
| at Georgia | 2/2/16 | | | | | | | | | | | | | | | | | | | | |
| Texas A&M | 2/6/16 | | | | | | | | | | | | | | | | | | | | |
| LSU | 2/10/16 | | | | | | | | | | | | | | | | | | | | |
| Kentucky | 2/13/16 | | | | | | | | | | | | | | | | | | | | |
| at Missouri | 2/16/16 | | | | | | | | | | | | | | | | | | | | |
| Florida | 2/20/16 | | | | | | | | | | | | | | | | | | | | |
| Tennessee | 2/24/16 | | | | | | | | | | | | | | | | | | | | |
| at Mississippi State | 2/27/16 | | | | | | | | | | | | | | | | | | | | |
| Georgia | 3/3/16 | | | | | | | | | | | | | | | | | | | | |
| at Arkansas | 3/5/16 | | | | | | | | | | | | | | | | | | | | |

CAREER STATISTICS

| Season | GP-GS | Min | Avg | FG | FGA | Pct | 3FG | 3FGA | Pct | FT | FIA | Pct | Off | Def | Tot | Avg | PF | FO | Ast | TO | Blk | Stl | Pts | Avg |
|---------|-------|-----|------|----|-----|------|-----|------|------|----|-----|------|-----|-----|-----|-----|----|----|-----|----|-----|-----|-----|-----|
| 2015-16 | 9-0 | 136 | 15.1 | 14 | 34 | .412 | 0 | 0 | .000 | 31 | 50 | .620 | 19 | 28 | 47 | 5.2 | 26 | 0 | 2 | 14 | 12 | 3 | 59 | 6.6 |

CAREER SEC STATISTICS

| Season | GP-GS | Min | Avg | FG | FGA | Pct | 3FG | 3FGA | Pct | FT | FIA | Pct | Off | Def | Tot | Avg | PF | FO | Ast | TO | Blk | Stl | Pts | Avg |
|--------|-------|-----|-----|----|-----|-----|-----|------|-----|----|-----|-----|-----|-----|-----|-----|----|----|-----|----|-----|-----|-----|-----|
| 2016 | | | | | | | | | | | | | | | | | | | | | | | | |

THE LAST TIME IN SOUTH CAROLINA BASKETBALL...

AN INDIVIDUAL ...

| | |
|--|--|
| Scored 20 or more points: | South Carolina: Mindaugas Kacinas (20), vs. Western Carolina, Nov. 30, 2015, in Columbia, S.C. Opponent: Josh Williams (21), Lipscomb, Nov. 27, 2015, in Columbia, S.C. |
| Scored 30 or more points: | South Carolina: Brenton Williams (32) at Missouri, Jan. 25, 2014 in Columbia, Mo. Opponent: Obi Emegano (31), Oral Roberts, Nov. 16, 2015 in Columbia, S.C. |
| Scored 35 or more points: | South Carolina: Brenton Williams (38) vs. Miss. State, March 6, 2013 in Columbia, S.C. Opponent: Michael Frazier II (37), Florida, March 4, 2014 in Columbia, S.C. |
| Scored 40 or more points: | South Carolina: N/A thru 1992-93 season Opponent: Austin Carr (43), Notre Dame, Dec. 30, 1969 in New Orleans, La. |
| Collected 20 or more rebounds: | South Carolina: Emmett Hall (23), vs. College of Charleston, Dec. 22, 1993 in Columbia, S.C. Opponent: Ekpe Udoh (20), Baylor, Jan. 2, 2010 in Columbia, S.C. |
| Collected 15 or more rebounds: | South Carolina: Lakeem Jackson (15), vs. UALR, Nov. 25, 2012 in Puerto Vallarta, Mexico Opponent: Trey James (15), Coker, Dec. 21, 2014 in Columbia, S.C. |
| Made 12 or more field goals: | South Carolina: Devan Downey (12) vs. Georgia, Jan. 30, 2010 in Columbia, S.C. Opponent: Michael Frazier II (12), Florida, March 4, 2014 in Columbia, S.C. |
| Made 10 or more field goals: | South Carolina: Duane Notice (10), at Marshall Dec. 1, 2014 in Huntington, W.Va. Opponent: Craig Sword (10), Mississippi State, Feb. 28, 2015 in Columbia, S.C. |
| Attempted 20 or more field goals: | South Carolina: Sindarius Thornwell (24), vs. Charlotte Nov. 21, 2014 in Charleston, S.C. Opponent: Michael Frazier II (21), Florida, March 4, 2014 in Columbia, S.C. |
| Attempted 25 or more field goals: | South Carolina: Devan Downey, 25, at Kentucky, Feb. 25, 2010 in Lexington, Ky. Opponent: Kemmy Burgess (Alaska-Anchorage), 26, Nov. 24, 2005 in Anchorage, Alaska |
| Dished 10 or more assists: | South Carolina: Devan Downey, 11, vs. LSU, March 13, 2008 in Atlanta, Ga. Opponent: 11, Dee Bost, Mississippi State, Feb. 29, 2012 in Columbia, S.C. |
| Swiped 5 or more steals: | South Carolina: Sindarius Thornwell, 5 vs. Tulsa, Nov. 23, 2015 in St. Thomas, USVI Opponent: 5, Allen Payne, Auburn, Feb. 26, 2014 in Auburn, Ala. |
| Blocked 5 or more shots: | South Carolina: Damontre Harris, 5, vs. Georgia, Feb. 15, 2012 in Columbia, S.C. Opponent: Jarell Martin and Jordan Mickey (6), LSU, Jan. 28, 2015 in Baton Rouge, La. |
| Made 5 or more 3-point field goals: | South Carolina: Duane Notice (5), vs. Clemson Dec. 19, 2014 in Columbia, S.C. Opponent: Josh Williams (5), Lipscomb, Nov. 27, 2015, in Columbia, S.C. |
| Attempted 8 or more 3-point field goals: | South Carolina: Duane Notice (8), vs. Ole Miss, March 12, in Nashville, Tenn. Opponent: Rhett Harrelson (10), Western Carolina, Nov. 30, 2015, in Columbia, S.C. |
| Made 10 or more free throws: | South Carolina: PJ Dozier (10), vs. Drexel, Dec. 16, 2015, in Columbia, S.C. Opponent: Shaquille Harrison (11), Tulsa, Nov. 23, 2015 in St. Thomas, USVI |
| Attempted 15 or more free throws: | South Carolina: PJ Dozier (16), vs. Drexel, Dec. 16, 2015, in Columbia, S.C. Opponent: Shaquille Harrison (16), Tulsa, Nov. 23, 2015 in St. Thomas, USVI |
| Played all 40 minutes of regulation: | South Carolina: Duane Notice, vs. Texas A&M, Feb. 21, 2015 in Columbia, S.C. Opponent: Frank Sullivan, Auburn, Jan. 12, 2013 in Columbia, S.C. |
| A player hit a last-second shot (within 3 seconds) to win a game: | South Carolina: Tyrone Johnson (Free Throws) vs. Ole Miss, March 12, in Nashville, Tenn. Opponent: Brian Bryant, Mississippi State, Feb. 29, 2012 in Columbia, S.C. |
| A player had a double-double: | South Carolina: Mindaugas Kacinas (20 points, 11 rebounds), vs. Western Carolina, Nov. 30, 2015, in Columbia, S.C. Opponent: Jaleel Cousins (13 points, 13 rebounds), USF, Dec. 5, 2015 in Columbia, S.C. |
| Two or more players had a double-double: | S. Carolina: Michael Carrera (23 points, 10 rebounds) and Lakeem Jackson (11 points, 11 rebounds) at LSU, Jan. 16, 2013 in Baton Rouge, La. Opponent: Alex Oriakhi (18 points, 11 rebounds), Earnest Ross (21 points, 10 rebounds) Missouri, Jan. 22, 2013 in Columbia, Mo. |
| A player had a triple-double: | South Carolina: Sam Muldrow (16 points, 14 rebounds, 10 blocks) vs. Vanderbilt, Jan. 8, 2011 in Columbia, S.C. *** Only second triple-double in South Carolina history (Chuck Eidson (25 points, 10 rebounds, 10 assists) vs. SC State, Nov. 29, 2002 in Columbia, S.C. Opponent: Daniel Hackett (Southern California - 22 points, 10 rebounds, 10 assists), Nov. 17, 2007 in Columbia, S.C. |
| Scored 30 or more points in back-to-back games: | South Carolina: Devan Downey, 30 vs. Kentucky, Jan. 26, 2010 in Columbia, S.C. 33 vs. Georgia, Jan. 30, 2010, in Columbia, S.C. |
| Scored 25 or more points in back-to-back games: | South Carolina: Devan Downey, 33 vs. Georgia, Jan. 30, 2010, in Columbia, S.C. 26 at Tennessee, Feb. 6, 2010 in Knoxville, Tenn. |

A TEAM ...

| | |
|---|--|
| Scored 100 or more points: | South Carolina: 103 vs. The Citadel, Nov. 12, 2007 in Columbia, S.C. Opponent: 107, Vanderbilt, Feb. 17, 1996 in Nashville, Tenn. |
| Scored 50 points or less: | South Carolina: 46, vs. Florida, March 4, 2014 in Columbia S.C. Opponent: 50, Georgia, Jan. 31, 2015 in Athens, Ga. |
| Scored 50 points in a half: | South Carolina: 53 (1st half), vs. USF, Dec. 5, 2015 in Columbia, S.C. Opponent: 52 (2nd half) vs. Georgia Jan. 22, 2014 in Athens, Ga. |
| Failed to score 25 points in a half: | South Carolina: 24 (2nd Half), at Tennessee, March 7, 2015 in Knoxville, Tenn. Opponent: 22 (1st half), USF, Dec. 5, 2015 in Columbia, S.C. |

| | |
|--|--|
| Collected 50 or more rebounds: | South Carolina: 51, vs. Western Carolina, Nov. 30, 2015, in Columbia, S.C. Opponent: 52, WKU, Nov. 27, 2010 in Bowling Green, Ky. |
| Shot 60% or better from the field: | South Carolina: 60.8% (31-51) at Western Carolina, Nov. 18, 2005 in Cullowhee, N.C. Opponent: 69.6% (32-46) Missouri, Feb. 28, 2013 in Columbia, S.C. |
| Shot 50% or better from the field: | South Carolina: 54.3% (25-46), vs. Drexel, Dec. 16, 2015, in Columbia, S.C. Opponent: 50.9% (28-55), Hofstra, Nov. 22, 2015 in St. Thomas, USVI |
| Shot less than 30% from the field: | South Carolina: 27.1% (16-59), vs. Texas A&M, Feb. 21, 2015 in Columbia, S.C. Opponent: 28.4% (19-67), Western Carolina, Nov. 30, 2015, in Columbia, S.C. |
| Shot 50% or better from 3-point range (at least 10 attempts): | South Carolina: 50.0% (6-12), vs. Drexel, Dec. 16, 2015, in Columbia, S.C. Opponent 50.0% (17-34), Hofstra, Nov. 22, 2015 in St. Thomas, USVI |
| Shot 20% or less from 3-point range (at least 10 attempts): | South Carolina: 15.0% (3-20), at Kentucky, Feb. 14, 2015 in Lexington, Ky. Opponent: 13.3% (2-15), USF, Dec. 5, 2015 in Columbia, S.C. |
| Dished 20 or more assists: | South Carolina: 24, vs. Lipscomb, Nov. 27, 2015, in Columbia, S.C. Opponent: 21, Georgia, Jan. 22, 2014 in Athens, Ga. |
| Made 35 or more shots: | South Carolina: 37, vs. Hofstra, Nov. 22, 2015 in St. Thomas, USVI Opponent: 35, vs. Tennessee, March 5, 2009 in Columbia, S.C. |
| Attempted 80 or more shots: | South Carolina: 83 vs. WKU Nov. 27, 2010 in Bowling Green, Ky. Opponent: 83, LSU, Feb. 10, 1996 in Columbia, S.C. |
| Attempted 70 or more shots: | South Carolina: 72, vs. Providence, Dec. 1, 2011 in Columbia, S.C. Opponent: 71, Arkansas, Feb. 3, 2015 in Fayetteville, Ark. |
| Made 10 or more 3-pointers: | South Carolina: 11 vs. Auburn, March 12, 2014 in Atlanta, Ga. Opponent: 11, Western Carolina, Nov. 30, 2015, in Columbia, S.C. |
| Did not make a 3-pointer: | South Carolina: vs. Milwaukee, Nov. 11, 2012 in Columbia, S.C. Opponent: Miss. State, Jan. 9, 2013 in Starkville, Miss. |
| Attempted 30 or more 3-pointers: | South Carolina: 31 vs. Alabama, Jan. 25, 2012 in Columbia, S.C. Opponent: 32, Western Carolina, Nov. 30, 2015, in Columbia, S.C. |
| Attempted 25 or more 3-pointers: | South Carolina: 26 vs. Texas A&M, Feb. 21, 2015 in Columbia, S.C. Opponent: 32, Western Carolina, Nov. 30, 2015, in Columbia, S.C. |
| Made 30 or more free throws: | South Carolina: 30 vs. Arkansas, March 13, 2014 in Atlanta, Ga. Opponent: 33, Kentucky, March 1, 2014 in Columbia, S.C. |
| Attempted 40 or more free throws: | South Carolina: 42, vs. Norfolk State, Nov. 14, 2015 in Columbia, S.C.. Opponent: 42, Kentucky, March 1, 2014 in Columbia, S.C. |
| Swiped 15 or more steals: | South Carolina: 15 vs. Vanderbilt, Jan. 16, 2010 in Columbia, S.C. Opponent: 17, Florida, March 4, 2014 in Columbia, S.C. |
| Blocked 12 or more shots: | South Carolina: 12, vs. Vanderbilt, Jan. 8, 2011 in Columbia, S.C. Opponent: 13, LSU, Jan. 28, 2015 in Baton Rouge, La. |
| Blocked 8 or more shots: | South Carolina: 9, vs. Drexel, Dec. 16, 2015, in Columbia, S.C. Opponent: 8, Arkansas, Feb. 3, 2015 in Fayetteville, Ark. |
| Won by 30 or more points: | South Carolina: 37, vs. North Carolina A&T, Dec. 30, 2014 in Columbia, S.C. Opponent: 34, Kentucky, Feb. 14, 2015 in Lexington, Ky. |
| Won by 20 or more points: | South Carolina: 25, vs. Drexel, Dec. 16, 2015, in Columbia, S.C. Opponent: 34, at Kentucky, Feb. 14, 2015 in Lexington, Ky. |
| Played a single overtime game: | Win: 82-73 at LSU, Jan. 16, 2013 in Baton Rouge, La. Loss: 62-54 at Georgia, Feb. 23, 2013 in Athens, Ga. |
| Played a double overtime game: | Win: 87-85 vs. WKU, Nov. 27, 2010 in Bowling Green, Ky. Loss: 98-88 vs. Louisville, Feb. 20, 1988 in Columbia, S.C. |
| South Carolina played a No. 1 Team in the country: | Win: 68-62 vs. Kentucky, Jan. 26, 2010 in Columbia, S.C. Loss: 77-43 loss at Kentucky, Feb. 14, 2015 in Lexington, Ky. |
| South Carolina played a top-5 opponent: | Win: 68-62 vs. No. 1/1 Kentucky, Jan. 26, 2010 in Columbia, S.C. Loss: 75-36 loss to No. 4/4 Florida, Jan. 30, 2013 in Gainesville, Fla. |
| South Carolina played a top-10 opponent: | Win: 64-60 vs. No. 9/9 Iowa State, Jan. 3, 2015 in Brooklyn, N.Y. Loss: 58-43 loss vs. Kentucky, Jan. 24, 2015 in Columbia, S.C. |
| South Carolina played a top-25 opponent: | Win: 64-60 vs. No. 9/9 Iowa State, Jan. 3, 2015 in Brooklyn, N.Y. Loss: 78-74 loss vs. No. 18/18 Arkansas, March 5, 2015 in Columbia, S.C. |
| South Carolina defeated a ranked opponent: | Home: Win: 72-67 win over No. 17/15 Kentucky, March 1, 2014 in Columbia, S.C. Away: 77-73 at No. 13/19 Vanderbilt, March 6, 2010 in Nashville, Tenn. Neutral: 64-60 vs. No. 9/9 Iowa State, Jan. 3, 2015 in Brooklyn, N.Y. SEC Home: Win: 72-67 win over No. 17/15 Kentucky, March 1, 2014 in Columbia, S.C. SEC Away: 77-73 at No. 13/19 Vanderbilt, March 6, 2010 in Nashville, Tenn. Non-conference away: 85-84 at No. 19/20 Baylor, Jan. 2, 2009 in Waco, Texas |
| A South Carolina win opened the season: | Home: 81-56, vs. Norfolk State, Nov. 14, 2015 in Columbia, S.C. Away: 81-63 win at Western Carolina, Nov. 12, 2005 in Cullowhee, N.C. Neutral: 74-61 win vs. Chaminade, Nov. 19, 2001 in Maui, Hawaii (Maui Invite) |
| South Carolina opened SEC play: | Home: 72-68 loss vs. Florida, Jan. 7, 2015 in Gainesville, Fla. Away: 74-58 loss at No. 10/11 Florida, Jan. 8, 2014 in Gainesville, Fla. |



South Carolina Basketball
 South Carolina Combined Team Statistics (as of Dec 15, 2015)
 All games

| RECORD: | OVERALL | HOME | AWAY | NEUTRAL |
|----------------|---------|------|------|---------|
| ALL GAMES | 9-0 | 6-0 | 0-0 | 3-0 |
| CONFERENCE | 0-0 | 0-0 | 0-0 | 0-0 |
| NON-CONFERENCE | 9-0 | 6-0 | 0-0 | 3-0 |

| ## | Player | gp-gs | min | avg | Total | | 3-Point | | F-Throw | | Rebounds | | | | pf | dq | a | to | blk | stl | pts | avg | | |
|----------------|--------------------|-------|------|---------|--------|------|---------|------|---------|-------|----------|-----|-----|------|-----|----|-----|-----|-----|-----|-----|------|--|--|
| | | | | | fg-fga | fg% | 3fg-fga | 3fg% | ft-fta | ft% | off | def | tot | avg | | | | | | | | | | |
| 25 | KACINAS, Mindaugas | 9-9 | 252 | 28.0 | 46-73 | .630 | 6-17 | .353 | 22-34 | .647 | 25 | 32 | 57 | 6.3 | 19 | 0 | 9 | 10 | 4 | 4 | 120 | 13.3 | | |
| 14 | CHATKEVICIUS, L. | 9-9 | 209 | 23.2 | 47-81 | .580 | 4-9 | .444 | 19-29 | .655 | 17 | 22 | 39 | 4.3 | 23 | 0 | 7 | 9 | 12 | 6 | 117 | 13.0 | | |
| 24 | CARRERA, Michael | 9-9 | 222 | 24.7 | 36-67 | .537 | 13-22 | .591 | 25-31 | .806 | 11 | 37 | 48 | 5.3 | 25 | 0 | 14 | 12 | 9 | 11 | 110 | 12.2 | | |
| 00 | THORNWELL, Sindari | 9-9 | 267 | 29.7 | 31-90 | .344 | 10-33 | .303 | 33-43 | .767 | 8 | 38 | 46 | 5.1 | 15 | 0 | 36 | 17 | 0 | 15 | 105 | 11.7 | | |
| 10 | NOTICE, Duane | 9-0 | 198 | 22.0 | 33-81 | .407 | 15-35 | .429 | 23-29 | .793 | 7 | 13 | 20 | 2.2 | 10 | 0 | 17 | 8 | 1 | 9 | 104 | 11.6 | | |
| 15 | DOZIER, PJ | 9-9 | 175 | 19.4 | 26-64 | .406 | 6-14 | .429 | 15-29 | .517 | 9 | 26 | 35 | 3.9 | 21 | 0 | 21 | 18 | 5 | 12 | 73 | 8.1 | | |
| 30 | SILVA, Chris | 9-0 | 136 | 15.1 | 14-34 | .412 | 0-0 | .000 | 31-50 | .620 | 19 | 28 | 47 | 5.2 | 26 | 0 | 2 | 14 | 12 | 3 | 59 | 6.6 | | |
| 01 | STROMAN, Marcus | 8-0 | 138 | 17.3 | 5-16 | .313 | 2-5 | .400 | 7-12 | .583 | 5 | 16 | 21 | 2.6 | 9 | 0 | 14 | 12 | 3 | 5 | 19 | 2.4 | | |
| 20 | MCKIE, Justin | 8-0 | 72 | 9.0 | 5-21 | .238 | 1-10 | .100 | 4-6 | .667 | 2 | 6 | 8 | 1.0 | 7 | 0 | 10 | 0 | 0 | 1 | 15 | 1.9 | | |
| 23 | COBB, Eric | 9-0 | 76 | 8.4 | 8-13 | .615 | 0-0 | .000 | 0-3 | .000 | 3 | 14 | 17 | 1.9 | 14 | 0 | 1 | 7 | 1 | 1 | 16 | 1.8 | | |
| 05 | BLANTON, TeMarcus | 6-0 | 23 | 3.8 | 2-5 | .400 | 2-3 | .667 | 2-2 | 1.000 | 0 | 2 | 2 | 0.3 | 3 | 0 | 2 | 1 | 0 | 2 | 8 | 1.3 | | |
| 04 | GREGORY, Jamall | 5-0 | 14 | 2.8 | 1-2 | .500 | 0-0 | .000 | 1-2 | .500 | 1 | 2 | 3 | 0.6 | 0 | 0 | 1 | 2 | 0 | 1 | 3 | 0.6 | | |
| 31 | HOLLIMAN, Jarrell | 2-0 | 3 | 1.5 | 0-0 | .000 | 0-0 | .000 | 0-0 | .000 | 0 | 0 | 0 | 0.0 | 0 | 0 | 0 | 1 | 0 | 0 | 0 | 0.0 | | |
| 02 | DOBY, Raymond | 5-0 | 11 | 2.2 | 0-1 | .000 | 0-0 | .000 | 0-0 | .000 | 0 | 1 | 1 | 0.2 | 4 | 0 | 0 | 2 | 1 | 0 | 0 | 0.0 | | |
| 21 | RAGIN, John | 2-0 | 4 | 2.0 | 0-2 | .000 | 0-1 | .000 | 0-0 | .000 | 0 | 1 | 1 | 0.5 | 0 | 0 | 0 | 0 | 0 | 0 | 0 | 0.0 | | |
| Team | | | | | | | | | | | 14 | 16 | 30 | | | | | 3 | | | | | | |
| Total..... | | 9 | 1800 | 254-550 | | .462 | 59-149 | .396 | 182-270 | .674 | 121 | 254 | 375 | 41.7 | 176 | 0 | 134 | 116 | 48 | 70 | 749 | 83.2 | | |
| Opponents..... | | 9 | 1800 | 201-526 | | .382 | 73-205 | .356 | 126-184 | .685 | 88 | 195 | 283 | 31.4 | 220 | - | 104 | 145 | 26 | 49 | 601 | 66.8 | | |

| TEAM STATISTICS | SC | OPP | Date | Opponent | Score | Att. |
|------------------------|---------|---------|-------------------------------------|------------------|---------|-------|
| SCORING | 749 | 601 | % 11/14/15 | NORFOLK STATE | w 84-69 | 10623 |
| Points per game | 83.2 | 66.8 | 11/16/15 | ORAL ROBERTS | w 84-66 | 9640 |
| Scoring margin | +16.4 | - | ! 11/20/15 | vs DePaul | w 76-61 | 1601 |
| FIELD GOALS-ATT | 254-550 | 201-526 | ! 11/22/15 | vs Hofstra | w 94-84 | 1715 |
| Field goal pct | .462 | .382 | ! 11/23/15 | vs Tulsa | w 83-75 | 2002 |
| 3 POINT FG-ATT | 59-149 | 73-205 | 11/27/15 | LIPSCOMB | w 92-76 | 8793 |
| 3-point FG pct | .396 | .356 | 11/30/15 | WESTERN CAROLINA | w 76-53 | 8957 |
| 3-pt FG made per game | 6.6 | 8.1 | 12/5/15 | USF | w 81-63 | 10721 |
| FREE THROWS-ATT | 182-270 | 126-184 | 12/15/15 | DREXEL | w 79-54 | 8481 |
| Free throw pct | .674 | .685 | * = Conference game | | | |
| F-Throws made per game | 20.2 | 14.0 | % - Paradise Jam (Columbia, S.C.) | | | |
| REBOUNDS | 375 | 283 | ! - Paradise Jam (St. Thomas, USVI) | | | |
| Rebounds per game | 41.7 | 31.4 | | | | |
| Rebounding margin | +10.2 | - | | | | |
| ASSISTS | 134 | 104 | | | | |
| Assists per game | 14.9 | 11.6 | | | | |
| TURNOVERS | 116 | 145 | | | | |
| Turnovers per game | 12.9 | 16.1 | | | | |
| Turnover margin | +3.2 | - | | | | |
| Assist/turnover ratio | 1.2 | 0.7 | | | | |
| STEALS | 70 | 49 | | | | |
| Steals per game | 7.8 | 5.4 | | | | |
| BLOCKS | 48 | 26 | | | | |
| Blocks per game | 5.3 | 2.9 | | | | |
| ATTENDANCE | 57215 | 5318 | | | | |
| Home games-Avg/Game | 6-9536 | 0-0 | | | | |
| Neutral site-Avg/Game | - | 3-1773 | | | | |

| Score by Periods | 1st | 2nd | Totals |
|------------------|-----|-----|--------|
| South Carolina | 367 | 382 | 749 |
| Opponents | 278 | 323 | 601 |



South Carolina Basketball
 South Carolina Team Game-by-Game Comparison (as of Dec 17, 2015)
 All games

| Opponent | 1st | 2nd | Score | Mar | Total FG | FG Pct | 3-Pointers | 3FG Pct | Free Throws | FT Pct | Rebounds | Assist | T/Over | Block | Steal | Fouls |
|------------------|-------|-------|-------|-----|-------------|-----------|------------|-----------|-------------|-----------|------------|--------|--------|-------|-------|-------|
| NORFOLK STATE | 40/34 | 44/35 | 84-69 | +15 | 23-59/19-56 | .390/.339 | 9-22/11-28 | .409/.393 | 29-42/20-23 | .690/.870 | 46/35 +11 | 15/12 | 13/18 | 4/3 | 9/7 | 19/35 |
| ORAL ROBERTS | 33/30 | 51/36 | 84-66 | +18 | 29-73/22-51 | .397/.431 | 7-21/4-14 | .333/.286 | 19-27/18-23 | .704/.783 | 44/28 +16 | 14/7 | 6/13 | 4/5 | 5/3 | 22/23 |
| DePaul | 37/28 | 39/33 | 76-61 | +15 | 24-60/19-52 | .400/.365 | 5-13/3-14 | .385/.214 | 23-34/20-31 | .676/.645 | 43/33 +10 | 11/9 | 12/15 | 4/2 | 5/4 | 27/27 |
| Hofstra | 46/39 | 48/45 | 94-84 | +10 | 37-68/28-55 | .544/.509 | 5-9/17-34 | .556/.500 | 15-23/11-17 | .652/.647 | 41/23 +18 | 16/16 | 9/14 | 5/2 | 4/2 | 18/21 |
| Tulsa | 38/29 | 45/46 | 83-75 | +8 | 27-54/24-54 | .500/.444 | 7-14/5-16 | .500/.313 | 22-28/22-31 | .786/.710 | 34/31 +3 | 12/9 | 13/15 | 2/0 | 7/4 | 25/25 |
| LIPSCOMB | 51/40 | 41/36 | 92-76 | +16 | 34-66/27-68 | .515/.397 | 5-19/13-35 | .263/.371 | 19-27/9-14 | .704/.643 | 43/29 +14 | 24/18 | 17/18 | 7/3 | 12/8 | 19/24 |
| WESTERN CAROLINA | 37/28 | 39/25 | 76-53 | +23 | 26-63/19-67 | .413/.284 | 8-18/11-32 | .444/.344 | 16-25/4-4 | .640/1000 | 51/36 +15 | 14/13 | 19/20 | 7/3 | 10/10 | 12/17 |
| USF | 53/22 | 28/41 | 81-63 | +18 | 29-61/24-68 | .475/.353 | 7-21/2-15 | .333/.133 | 16-25/13-22 | .640/.591 | 32/46 (14) | 14/9 | 12/19 | 6/6 | 12/8 | 15/20 |
| DREXEL | 32/28 | 47/26 | 79-54 | +25 | 25-46/19-55 | .543/.345 | 6-12/7-17 | .500/.412 | 23-39/9-19 | .590/.474 | 41/22 +19 | 14/11 | 15/13 | 9/2 | 6/3 | 19/28 |

Note: Game totals are displayed in the format TEAM/OPPONENT for each category



South Carolina Basketball
South Carolina Category Leaders (as of Dec 17, 2015)
All games

| Points | G | Pts | Pts/G |
|----------------------|---|-----|-------|
| KACINAS, Mindaugas | 9 | 120 | 13.3 |
| CHATKEVICIUS, L. | 9 | 117 | 13.0 |
| CARRERA, Michael | 9 | 110 | 12.2 |
| THORNWELL, Sindarius | 9 | 105 | 11.7 |
| NOTICE, Duane | 9 | 104 | 11.6 |
| DOZIER, PJ | 9 | 73 | 8.1 |
| SILVA, Chris | 9 | 59 | 6.6 |
| STROMAN, Marcus | 8 | 19 | 2.4 |
| COBB, Eric | 9 | 16 | 1.8 |
| MCKIE, Justin | 8 | 15 | 1.9 |
| BLANTON, TeMarcus | 6 | 8 | 1.3 |
| GREGORY, Jamall | 5 | 3 | 0.6 |

| FG Percentage | FG | Att | Pct |
|----------------------|----|-----|------|
| KACINAS, Mindaugas | 46 | 73 | .630 |
| COBB, Eric | 8 | 13 | .615 |
| CHATKEVICIUS, L. | 47 | 81 | .580 |
| CARRERA, Michael | 36 | 67 | .537 |
| GREGORY, Jamall | 1 | 2 | .500 |
| SILVA, Chris | 14 | 34 | .412 |
| NOTICE, Duane | 33 | 81 | .407 |
| DOZIER, PJ | 26 | 64 | .406 |
| BLANTON, TeMarcus | 2 | 5 | .400 |
| THORNWELL, Sindarius | 31 | 90 | .344 |
| STROMAN, Marcus | 5 | 16 | .313 |
| MCKIE, Justin | 5 | 21 | .238 |

| 3-Point Percentage | 3FG | Att | Pct |
|----------------------|-----|-----|------|
| BLANTON, TeMarcus | 2 | 3 | .667 |
| CARRERA, Michael | 13 | 22 | .591 |
| CHATKEVICIUS, L. | 4 | 9 | .444 |
| NOTICE, Duane | 15 | 35 | .429 |
| DOZIER, PJ | 6 | 14 | .429 |
| STROMAN, Marcus | 2 | 5 | .400 |
| KACINAS, Mindaugas | 6 | 17 | .353 |
| THORNWELL, Sindarius | 10 | 33 | .303 |
| MCKIE, Justin | 1 | 10 | .100 |
| RAGIN, John | 0 | 1 | .000 |

| Free Throw Percent | FG | Att | Pct |
|----------------------|----|-----|-------|
| BLANTON, TeMarcus | 2 | 2 | 1.000 |
| CARRERA, Michael | 25 | 31 | .806 |
| NOTICE, Duane | 23 | 29 | .793 |
| THORNWELL, Sindarius | 33 | 43 | .767 |
| MCKIE, Justin | 4 | 6 | .667 |
| CHATKEVICIUS, L. | 19 | 29 | .655 |
| KACINAS, Mindaugas | 22 | 34 | .647 |
| SILVA, Chris | 31 | 50 | .620 |
| STROMAN, Marcus | 7 | 12 | .583 |
| DOZIER, PJ | 15 | 29 | .517 |
| GREGORY, Jamall | 1 | 2 | .500 |
| COBB, Eric | 0 | 3 | .000 |

| Scoring Average | G | Pts | Avg/G |
|----------------------|---|-----|-------|
| KACINAS, Mindaugas | 9 | 120 | 13.3 |
| CHATKEVICIUS, L. | 9 | 117 | 13.0 |
| CARRERA, Michael | 9 | 110 | 12.2 |
| THORNWELL, Sindarius | 9 | 105 | 11.7 |
| NOTICE, Duane | 9 | 104 | 11.6 |
| DOZIER, PJ | 9 | 73 | 8.1 |
| SILVA, Chris | 9 | 59 | 6.6 |
| STROMAN, Marcus | 8 | 19 | 2.4 |
| MCKIE, Justin | 8 | 15 | 1.9 |
| COBB, Eric | 9 | 16 | 1.8 |
| BLANTON, TeMarcus | 6 | 8 | 1.3 |
| GREGORY, Jamall | 5 | 3 | 0.6 |

| Field Goal Attempts | G | Att | Att/G |
|----------------------|---|-----|-------|
| THORNWELL, Sindarius | 9 | 90 | 10.0 |
| CHATKEVICIUS, L. | 9 | 81 | 9.0 |
| NOTICE, Duane | 9 | 81 | 9.0 |
| KACINAS, Mindaugas | 9 | 73 | 8.1 |
| CARRERA, Michael | 9 | 67 | 7.4 |

| Field Goals Made | G | Made | Made/G |
|----------------------|---|------|--------|
| CHATKEVICIUS, L. | 9 | 47 | 5.2 |
| KACINAS, Mindaugas | 9 | 46 | 5.1 |
| CARRERA, Michael | 9 | 36 | 4.0 |
| NOTICE, Duane | 9 | 33 | 3.7 |
| THORNWELL, Sindarius | 9 | 31 | 3.4 |

| 3-Point FG Attempts | G | Att | Att/G |
|----------------------|---|-----|-------|
| NOTICE, Duane | 9 | 35 | 3.9 |
| THORNWELL, Sindarius | 9 | 33 | 3.7 |
| CARRERA, Michael | 9 | 22 | 2.4 |
| KACINAS, Mindaugas | 9 | 17 | 1.9 |
| DOZIER, PJ | 9 | 14 | 1.6 |

| 3-Point FG Made | G | Made | Made/G |
|----------------------|---|------|--------|
| NOTICE, Duane | 9 | 15 | 1.7 |
| CARRERA, Michael | 9 | 13 | 1.4 |
| THORNWELL, Sindarius | 9 | 10 | 1.1 |
| DOZIER, PJ | 9 | 6 | 0.7 |
| KACINAS, Mindaugas | 9 | 6 | 0.7 |

| Free Throw Attempts | G | Att | Att/G |
|----------------------|---|-----|-------|
| SILVA, Chris | 9 | 50 | 5.6 |
| THORNWELL, Sindarius | 9 | 43 | 4.8 |
| KACINAS, Mindaugas | 9 | 34 | 3.8 |
| CARRERA, Michael | 9 | 31 | 3.4 |
| CHATKEVICIUS, L. | 9 | 29 | 3.2 |
| NOTICE, Duane | 9 | 29 | 3.2 |
| DOZIER, PJ | 9 | 29 | 3.2 |

| Free Throws Made | G | Made | Made/G |
|----------------------|---|------|--------|
| THORNWELL, Sindarius | 9 | 33 | 3.7 |
| SILVA, Chris | 9 | 31 | 3.4 |
| CARRERA, Michael | 9 | 25 | 2.8 |
| NOTICE, Duane | 9 | 23 | 2.6 |
| KACINAS, Mindaugas | 9 | 22 | 2.4 |



South Carolina Basketball
South Carolina Category Leaders (as of Dec 17, 2015)
All games

| Rebounds | G | Reb | Reb/G |
|----------------------|---|-----|-------|
| KACINAS, Mindaugas | 9 | 57 | 6.3 |
| CARRERA, Michael | 9 | 48 | 5.3 |
| SILVA, Chris | 9 | 47 | 5.2 |
| THORNWELL, Sindarius | 9 | 46 | 5.1 |
| CHATKEVICIUS, L. | 9 | 39 | 4.3 |

| Rebound Average | G | Reb | Avg/G |
|----------------------|---|-----|-------|
| KACINAS, Mindaugas | 9 | 57 | 6.3 |
| CARRERA, Michael | 9 | 48 | 5.3 |
| SILVA, Chris | 9 | 47 | 5.2 |
| THORNWELL, Sindarius | 9 | 46 | 5.1 |
| CHATKEVICIUS, L. | 9 | 39 | 4.3 |

| Offensive Rebounds | G | No. | Avg/G |
|--------------------|---|-----|-------|
| KACINAS, Mindaugas | 9 | 25 | 2.8 |
| SILVA, Chris | 9 | 19 | 2.1 |
| CHATKEVICIUS, L. | 9 | 17 | 1.9 |
| CARRERA, Michael | 9 | 11 | 1.2 |
| DOZIER, PJ | 9 | 9 | 1.0 |

| Defensive Rebounds | G | No. | Avg/G |
|----------------------|---|-----|-------|
| THORNWELL, Sindarius | 9 | 38 | 4.2 |
| CARRERA, Michael | 9 | 37 | 4.1 |
| KACINAS, Mindaugas | 9 | 32 | 3.6 |
| SILVA, Chris | 9 | 28 | 3.1 |
| DOZIER, PJ | 9 | 26 | 2.9 |

| Fouls | G | No. | Per/G |
|--------------------|---|-----|-------|
| SILVA, Chris | 9 | 26 | 2.9 |
| CARRERA, Michael | 9 | 25 | 2.8 |
| CHATKEVICIUS, L. | 9 | 23 | 2.6 |
| DOZIER, PJ | 9 | 21 | 2.3 |
| KACINAS, Mindaugas | 9 | 19 | 2.1 |

| Foulsouts | G | No. |
|-----------|---|-----|
|-----------|---|-----|

| Assists | G | No. | Ast/G |
|----------------------|---|-----|-------|
| THORNWELL, Sindarius | 9 | 36 | 4.0 |
| DOZIER, PJ | 9 | 21 | 2.3 |
| NOTICE, Duane | 9 | 17 | 1.9 |
| CARRERA, Michael | 9 | 14 | 1.6 |
| STROMAN, Marcus | 8 | 14 | 1.8 |

| Steals | G | No. | Stl/G |
|----------------------|---|-----|-------|
| THORNWELL, Sindarius | 9 | 15 | 1.7 |
| DOZIER, PJ | 9 | 12 | 1.3 |
| CARRERA, Michael | 9 | 11 | 1.2 |
| NOTICE, Duane | 9 | 9 | 1.0 |
| CHATKEVICIUS, L. | 9 | 6 | 0.7 |

| Blocked Shots | G | No. | Blk/G |
|--------------------|---|-----|-------|
| CHATKEVICIUS, L. | 9 | 12 | 1.3 |
| SILVA, Chris | 9 | 12 | 1.3 |
| CARRERA, Michael | 9 | 9 | 1.0 |
| DOZIER, PJ | 9 | 5 | 0.6 |
| KACINAS, Mindaugas | 9 | 4 | 0.4 |

| Minutes | G | No. | Min/G |
|----------------------|---|-----|-------|
| THORNWELL, Sindarius | 9 | 267 | 29.7 |
| KACINAS, Mindaugas | 9 | 252 | 28.0 |
| CARRERA, Michael | 9 | 222 | 24.7 |
| CHATKEVICIUS, L. | 9 | 209 | 23.2 |
| NOTICE, Duane | 9 | 198 | 22.0 |

| Turnovers | G | No. | TO/G |
|----------------------|---|-----|------|
| DOZIER, PJ | 9 | 18 | 2.0 |
| THORNWELL, Sindarius | 9 | 17 | 1.9 |
| SILVA, Chris | 9 | 14 | 1.6 |
| CARRERA, Michael | 9 | 12 | 1.3 |
| STROMAN, Marcus | 8 | 12 | 1.5 |



South Carolina Basketball
South Carolina Team High/Low Analysis (as of Dec 17, 2015)
All games

South Carolina - TEAM GAME HIGHS

| | | |
|-----------------------|--------------|-----------------------------|
| POINTS | 94 | vs Hofstra (11/22/15) |
| | 92 | LIPSCOMB (11/27/15) |
| | 84 | ORAL ROBERTS (11/16/15) |
| | 84 | NORFOLK STATE (11/14/15) |
| | 83 | vs Tulsa (11/23/15) |
| FIELD GOALS MADE | 37 | vs Hofstra (11/22/15) |
| | 34 | LIPSCOMB (11/27/15) |
| FIELD GOAL ATTEMPTS | 73 | ORAL ROBERTS (11/16/15) |
| | 68 | vs Hofstra (11/22/15) |
| FIELD GOAL PERCENTAGE | .544 (37-68) | vs Hofstra (11/22/15) |
| | .543 (25-46) | DREXEL (12/15/15) |
| 3 PT FIELD GOALS MADE | 9 | NORFOLK STATE (11/14/15) |
| | 8 | WESTERN CAROLINA (11/30/15) |
| 3 PT FG ATTEMPTS | 22 | NORFOLK STATE (11/14/15) |
| | 21 | USF (12/5/15) |
| | 21 | ORAL ROBERTS (11/16/15) |
| 3 PT FG PERCENTAGE | .556 (5-9) | vs Hofstra (11/22/15) |
| | .500 (7-14) | vs Tulsa (11/23/15) |
| | .500 (6-12) | DREXEL (12/15/15) |
| FREE THROWS MADE | 29 | NORFOLK STATE (11/14/15) |
| | 23 | DREXEL (12/15/15) |
| | 23 | vs DePaul (11/20/15) |
| FREE THROW ATTEMPTS | 42 | NORFOLK STATE (11/14/15) |
| | 39 | DREXEL (12/15/15) |
| FREE THROW PERCENTAGE | .786 (22-28) | vs Tulsa (11/23/15) |
| | .704 (19-27) | LIPSCOMB (11/27/15) |
| | .704 (19-27) | ORAL ROBERTS (11/16/15) |
| REBOUNDS | 51 | WESTERN CAROLINA (11/30/15) |
| | 46 | NORFOLK STATE (11/14/15) |
| ASSISTS | 24 | LIPSCOMB (11/27/15) |
| | 16 | vs Hofstra (11/22/15) |
| STEALS | 12 | USF (12/5/15) |
| | 12 | LIPSCOMB (11/27/15) |
| BLOCKED SHOTS | 9 | DREXEL (12/15/15) |
| | 7 | WESTERN CAROLINA (11/30/15) |
| | 7 | LIPSCOMB (11/27/15) |
| TURNOVERS | 19 | WESTERN CAROLINA (11/30/15) |
| | 17 | LIPSCOMB (11/27/15) |
| FOULS | 27 | vs DePaul (11/20/15) |
| | 25 | vs Tulsa (11/23/15) |



South Carolina Basketball
 South Carolina High/Low Analysis (as of Dec 17, 2015)
 All games

Opponent - GAME HIGHS

| | | | |
|-----------------------|-------|---------|-----------------------------|
| POINTS | 84 | | vs Hofstra (11/22/15) |
| | 76 | | LIPSCOMB (11/27/15) |
| | 75 | | vs Tulsa (11/23/15) |
| | 69 | | NORFOLK STATE (11/14/15) |
| | 66 | | ORAL ROBERTS (11/16/15) |
| FIELD GOALS MADE | 28 | | vs Hofstra (11/22/15) |
| | 27 | | LIPSCOMB (11/27/15) |
| FIELD GOAL ATTEMPTS | 68 | | USF (12/5/15) |
| | 68 | | LIPSCOMB (11/27/15) |
| FIELD GOAL PERCENTAGE | .509 | (28-55) | vs Hofstra (11/22/15) |
| | .444 | (24-54) | vs Tulsa (11/23/15) |
| 3 PT FIELD GOALS MADE | 17 | | vs Hofstra (11/22/15) |
| | 13 | | LIPSCOMB (11/27/15) |
| 3 PT FG ATTEMPTS | 35 | | LIPSCOMB (11/27/15) |
| | 34 | | vs Hofstra (11/22/15) |
| 3 PT FG PERCENTAGE | .500 | (17-34) | vs Hofstra (11/22/15) |
| | .412 | (7-17) | DREXEL (12/15/15) |
| FREE THROWS MADE | 22 | | vs Tulsa (11/23/15) |
| | 20 | | vs DePaul (11/20/15) |
| | 20 | | NORFOLK STATE (11/14/15) |
| FREE THROW ATTEMPTS | 31 | | vs Tulsa (11/23/15) |
| | 31 | | vs DePaul (11/20/15) |
| FREE THROW PERCENTAGE | 1.000 | (4-4) | WESTERN CAROLINA (11/30/15) |
| | .870 | (20-23) | NORFOLK STATE (11/14/15) |
| REBOUNDS | 46 | | USF (12/5/15) |
| | 36 | | WESTERN CAROLINA (11/30/15) |
| ASSISTS | 18 | | LIPSCOMB (11/27/15) |
| | 16 | | vs Hofstra (11/22/15) |
| STEALS | 10 | | WESTERN CAROLINA (11/30/15) |
| | 8 | | USF (12/5/15) |
| | 8 | | LIPSCOMB (11/27/15) |
| BLOCKED SHOTS | 6 | | USF (12/5/15) |
| | 5 | | ORAL ROBERTS (11/16/15) |
| TURNOVERS | 20 | | WESTERN CAROLINA (11/30/15) |
| | 19 | | USF (12/5/15) |
| FOULS | 35 | | NORFOLK STATE (11/14/15) |
| | 28 | | DREXEL (12/15/15) |



South Carolina Basketball
South Carolina High/Low Analysis (as of Dec 17, 2015)
All games

South Carolina - GAME LOWS

| | | |
|-----------------------|--------------|-----------------------------|
| POINTS | 76 | vs DePaul (11/20/15) |
| | 76 | WESTERN CAROLINA (11/30/15) |
| | 79 | DREXEL (12/15/15) |
| | 81 | USF (12/5/15) |
| | 83 | vs Tulsa (11/23/15) |
| FIELD GOALS MADE | 23 | NORFOLK STATE (11/14/15) |
| | 24 | vs DePaul (11/20/15) |
| FIELD GOAL ATTEMPTS | 46 | DREXEL (12/15/15) |
| | 54 | vs Tulsa (11/23/15) |
| FIELD GOAL PERCENTAGE | .390 (23-59) | NORFOLK STATE (11/14/15) |
| | .397 (29-73) | ORAL ROBERTS (11/16/15) |
| 3 PT FIELD GOALS MADE | 5 | vs DePaul (11/20/15) |
| | 5 | vs Hofstra (11/22/15) |
| | 5 | LIPSCOMB (11/27/15) |
| 3 PT FG ATTEMPTS | 9 | vs Hofstra (11/22/15) |
| | 12 | DREXEL (12/15/15) |
| 3 PT FG PERCENTAGE | .263 (5-19) | LIPSCOMB (11/27/15) |
| | .333 (7-21) | ORAL ROBERTS (11/16/15) |
| | .333 (7-21) | USF (12/5/15) |
| FREE THROWS MADE | 15 | vs Hofstra (11/22/15) |
| | 16 | WESTERN CAROLINA (11/30/15) |
| | 16 | USF (12/5/15) |
| FREE THROW ATTEMPTS | 23 | vs Hofstra (11/22/15) |
| | 25 | WESTERN CAROLINA (11/30/15) |
| | 25 | USF (12/5/15) |
| FREE THROW PERCENTAGE | .590 (23-39) | DREXEL (12/15/15) |
| | .640 (16-25) | WESTERN CAROLINA (11/30/15) |
| | .640 (16-25) | USF (12/5/15) |
| REBOUNDS | 32 | USF (12/5/15) |
| | 34 | vs Tulsa (11/23/15) |
| ASSISTS | 11 | vs DePaul (11/20/15) |
| | 12 | vs Tulsa (11/23/15) |
| STEALS | 4 | vs Hofstra (11/22/15) |
| | 5 | ORAL ROBERTS (11/16/15) |
| | 5 | vs DePaul (11/20/15) |
| BLOCKED SHOTS | 2 | vs Tulsa (11/23/15) |
| | 4 | NORFOLK STATE (11/14/15) |
| | 4 | ORAL ROBERTS (11/16/15) |
| | 4 | vs DePaul (11/20/15) |
| TURNOVERS | 6 | ORAL ROBERTS (11/16/15) |
| | 9 | vs Hofstra (11/22/15) |
| FOULS | 12 | WESTERN CAROLINA (11/30/15) |
| | 15 | USF (12/5/15) |



South Carolina Basketball
South Carolina High/Low Analysis (as of Dec 17, 2015)
All games

Opponent - GAME LOWS

| | | | |
|-----------------------|------|---------|-----------------------------|
| POINTS | 53 | | WESTERN CAROLINA (11/30/15) |
| | 54 | | DREXEL (12/15/15) |
| | 61 | | vs DePaul (11/20/15) |
| | 63 | | USF (12/5/15) |
| | 66 | | ORAL ROBERTS (11/16/15) |
| FIELD GOALS MADE | 19 | | NORFOLK STATE (11/14/15) |
| | 19 | | vs DePaul (11/20/15) |
| | 19 | | WESTERN CAROLINA (11/30/15) |
| | 19 | | DREXEL (12/15/15) |
| FIELD GOAL ATTEMPTS | 51 | | ORAL ROBERTS (11/16/15) |
| | 52 | | vs DePaul (11/20/15) |
| FIELD GOAL PERCENTAGE | .284 | (19-67) | WESTERN CAROLINA (11/30/15) |
| | .339 | (19-56) | NORFOLK STATE (11/14/15) |
| 3 PT FIELD GOALS MADE | 2 | | USF (12/5/15) |
| | 3 | | vs DePaul (11/20/15) |
| 3 PT FG ATTEMPTS | 14 | | ORAL ROBERTS (11/16/15) |
| | 14 | | vs DePaul (11/20/15) |
| 3 PT FG PERCENTAGE | .133 | (2-15) | USF (12/5/15) |
| | .214 | (3-14) | vs DePaul (11/20/15) |
| FREE THROWS MADE | 4 | | WESTERN CAROLINA (11/30/15) |
| | 9 | | LIPSCOMB (11/27/15) |
| | 9 | | DREXEL (12/15/15) |
| FREE THROW ATTEMPTS | 4 | | WESTERN CAROLINA (11/30/15) |
| | 14 | | LIPSCOMB (11/27/15) |
| FREE THROW PERCENTAGE | .474 | (9-19) | DREXEL (12/15/15) |
| | .591 | (13-22) | USF (12/5/15) |
| REBOUNDS | 22 | | DREXEL (12/15/15) |
| | 23 | | vs Hofstra (11/22/15) |
| ASSISTS | 7 | | ORAL ROBERTS (11/16/15) |
| | 9 | | vs DePaul (11/20/15) |
| | 9 | | vs Tulsa (11/23/15) |
| | 9 | | USF (12/5/15) |
| STEALS | 2 | | vs Hofstra (11/22/15) |
| | 3 | | ORAL ROBERTS (11/16/15) |
| | 3 | | DREXEL (12/15/15) |
| BLOCKED SHOTS | 0 | | vs Tulsa (11/23/15) |
| | 2 | | vs DePaul (11/20/15) |
| | 2 | | vs Hofstra (11/22/15) |
| | 2 | | DREXEL (12/15/15) |
| TURNOVERS | 13 | | ORAL ROBERTS (11/16/15) |
| | 13 | | DREXEL (12/15/15) |
| FOULS | 17 | | WESTERN CAROLINA (11/30/15) |
| | 20 | | USF (12/5/15) |



South Carolina Basketball
South Carolina Player High/Low Analysis (as of Dec 17, 2015)
All games

South Carolina - I N D I V I D U A L G A M E H I G H S

| | | | |
|--------------------------|-------|--------|---|
| Points | 27 | | CHATKEVICIUS, L. vs Oral Roberts (11/16/15) |
| | 23 | | KACINAS, Mindaugas vs DePaul (11/20/15) |
| | 20 | | KACINAS, Mindaugas vs Western Carolina (11/30/15) |
| | 19 | | CARRERA, Michael vs USF (12/5/15) |
| | 18 | | KACINAS, Mindaugas vs Hofstra (11/22/15) |
| | 18 | | NOTICE, Duane vs Oral Roberts (11/16/15) |
| Field Goals Made | 9 | | KACINAS, Mindaugas vs Hofstra (11/22/15) |
| | 9 | | CHATKEVICIUS, L. vs Oral Roberts (11/16/15) |
| Field Goal Att. | 16 | | NOTICE, Duane vs Lipscomb (11/27/15) |
| | 15 | | THORNWELL, Sindarius vs Oral Roberts (11/16/15) |
| FG Pct (min 5 made) | 1.000 | (7-7) | CHATKEVICIUS, L. vs Lipscomb (11/27/15) |
| | .900 | (9-10) | KACINAS, Mindaugas vs Hofstra (11/22/15) |
| 3-Point FG Made | 4 | | NOTICE, Duane vs Oral Roberts (11/16/15) |
| | 3 | | CARRERA, Michael vs USF (12/5/15) |
| | 3 | | CARRERA, Michael vs Western Carolina (11/30/15) |
| | 3 | | NOTICE, Duane vs Norfolk State (11/14/15) |
| 3-Point FG Att. | 7 | | THORNWELL, Sindarius vs USF (12/5/15) |
| | 7 | | NOTICE, Duane vs Oral Roberts (11/16/15) |
| 3-Pt FG Pct (min 2 made) | 1.000 | (2-2) | BLANTON, TeMarcus vs Drexel (12/15/15) |
| | 1.000 | (2-2) | KACINAS, Mindaugas vs Western Carolina (11/30/15) |
| | 1.000 | (2-2) | DOZIER, PJ vs Hofstra (11/22/15) |
| | 1.000 | (2-2) | CARRERA, Michael vs Hofstra (11/22/15) |
| | 1.000 | (2-2) | NOTICE, Duane vs DePaul (11/20/15) |
| Free Throws Made | 10 | | DOZIER, PJ vs Drexel (12/15/15) |
| | 10 | | KACINAS, Mindaugas vs DePaul (11/20/15) |
| Free Throw Att. | 16 | | DOZIER, PJ vs Drexel (12/15/15) |
| | 15 | | KACINAS, Mindaugas vs DePaul (11/20/15) |
| FT Pct (min 3 made) | 1.000 | (6-6) | THORNWELL, Sindarius vs Tulsa (11/23/15) |
| | 1.000 | (5-5) | CARRERA, Michael vs Western Carolina (11/30/15) |
| | 1.000 | (4-4) | CHATKEVICIUS, L. vs Tulsa (11/23/15) |
| | 1.000 | (4-4) | KACINAS, Mindaugas vs Oral Roberts (11/16/15) |
| | 1.000 | (3-3) | CHATKEVICIUS, L. vs Lipscomb (11/27/15) |
| | 1.000 | (3-3) | CARRERA, Michael vs Lipscomb (11/27/15) |
| | 1.000 | (3-3) | CHATKEVICIUS, L. vs Norfolk State (11/14/15) |
| | 1.000 | (3-3) | NOTICE, Duane vs Norfolk State (11/14/15) |
| Rebounds | 13 | | KACINAS, Mindaugas vs Oral Roberts (11/16/15) |
| | 11 | | KACINAS, Mindaugas vs Western Carolina (11/30/15) |
| | 11 | | SILVA, Chris vs Western Carolina (11/30/15) |
| Assists | 7 | | THORNWELL, Sindarius vs Oral Roberts (11/16/15) |
| | 6 | | THORNWELL, Sindarius vs Lipscomb (11/27/15) |
| | 6 | | THORNWELL, Sindarius vs Hofstra (11/22/15) |
| Steals | 5 | | THORNWELL, Sindarius vs Tulsa (11/23/15) |
| | 4 | | DOZIER, PJ vs USF (12/5/15) |
| | 4 | | STROMAN, Marcus vs Western Carolina (11/30/15) |
| Blocked Shots | 3 | | CHATKEVICIUS, L. vs Drexel (12/15/15) |
| | 3 | | SILVA, Chris vs USF (12/5/15) |
| | 3 | | CHATKEVICIUS, L. vs Hofstra (11/22/15) |
| Turnovers | 4 | | DOZIER, PJ vs Lipscomb (11/27/15) |
| | 4 | | THORNWELL, Sindarius vs Lipscomb (11/27/15) |
| Fouls | 4 | | CARRERA, Michael vs Drexel (12/15/15) |
| | 4 | | SILVA, Chris vs USF (12/5/15) |
| | 4 | | CARRERA, Michael vs Lipscomb (11/27/15) |
| | 4 | | COBB, Eric vs Tulsa (11/23/15) |

| | | |
|---------|----|---|
| | 4 | DOZIER, PJ vs Tulsa (11/23/15) |
| | 4 | CARRERA, Michael vs Tulsa (11/23/15) |
| | 4 | CHATKEVICIUS, L. vs Tulsa (11/23/15) |
| | 4 | STROMAN, Marcus vs Hofstra (11/22/15) |
| | 4 | SILVA, Chris vs DePaul (11/20/15) |
| | 4 | SILVA, Chris vs Oral Roberts (11/16/15) |
| Minutes | 33 | THORNWELL, Sindarius vs Hofstra (11/22/15) |
| | 33 | KACINAS, Mindaugas vs DePaul (11/20/15) |
| | 33 | KACINAS, Mindaugas vs Oral Roberts (11/16/15) |
| | 32 | CARRERA, Michael vs USF (12/5/15) |
| | 32 | KACINAS, Mindaugas vs Tulsa (11/23/15) |
| | 32 | THORNWELL, Sindarius vs Oral Roberts (11/16/15) |



South Carolina Basketball
South Carolina Opponent High/Low Analysis (as of Dec 17, 2015)
All games

OPPONENT INDIVIDUAL GAME HIGHS

| | | | |
|--------------------------|-------|---------|---|
| Points | 31 | | Obi Emegano vs Oral Roberts (11/16/15) |
| | 28 | | GREEN, Juan'ya vs Hofstra (11/22/15) |
| | 21 | | WILLIAMS,JOSH vs Lipscomb (11/27/15) |
| | 21 | | OLIVER,Charles vs Norfolk State (11/14/15) |
| | 20 | | HARRISON, Shaquille vs Tulsa (11/23/15) |
| Field Goals Made | 9 | | Obi Emegano vs Oral Roberts (11/16/15) |
| | 8 | | WILLIAMS,JOSH vs Lipscomb (11/27/15) |
| Field Goal Att. | 21 | | Obi Emegano vs Oral Roberts (11/16/15) |
| | 18 | | Allen, Tavon vs Drexel (12/15/15) |
| FG Pct (min 5 made) | .714 | (5-7) | BERNARDI, Brian vs Hofstra (11/22/15) |
| | .625 | (5-8) | Albert Owens vs Oral Roberts (11/16/15) |
| 3-Point FG Made | 6 | | GREEN, Juan'ya vs Hofstra (11/22/15) |
| | 5 | | WILLIAMS,JOSH vs Lipscomb (11/27/15) |
| | 5 | | OLIVER,Charles vs Norfolk State (11/14/15) |
| 3-Point FG Att. | 13 | | GREEN, Juan'ya vs Hofstra (11/22/15) |
| | 10 | | Rhett Harrelson vs Western Carolina (11/30/15) |
| | 10 | | OLIVER,Charles vs Norfolk State (11/14/15) |
| 3-Pt FG Pct (min 2 made) | .714 | (5-7) | WILLIAMS,JOSH vs Lipscomb (11/27/15) |
| | .667 | (4-6) | BERNARDI, Brian vs Hofstra (11/22/15) |
| Free Throws Made | 12 | | HARRISON, Shaquille vs Tulsa (11/23/15) |
| | 10 | | Obi Emegano vs Oral Roberts (11/16/15) |
| Free Throw Att. | 16 | | HARRISON, Shaquille vs Tulsa (11/23/15) |
| | 10 | | GREEN, Juan'ya vs Hofstra (11/22/15) |
| | 10 | | Obi Emegano vs Oral Roberts (11/16/15) |
| FT Pct (min 3 made) | 1.000 | (10-10) | Obi Emegano vs Oral Roberts (11/16/15) |
| | 1.000 | (7-7) | GARRETT, Billy vs DePaul (11/20/15) |
| | 1.000 | (5-5) | SHORT,Jeff vs Norfolk State (11/14/15) |
| | 1.000 | (4-4) | MORILLO, Nehemias vs USF (12/5/15) |
| | 1.000 | (4-4) | Mike Brown vs Western Carolina (11/30/15) |
| Rebounds | 13 | | COUSINS, Jaleel vs USF (12/5/15) |
| | 10 | | GUERRERO, Ruben vs USF (12/5/15) |
| Assists | 8 | | MORAN,NATHAN vs Lipscomb (11/27/15) |
| | 7 | | GREEN, Juan'ya vs Hofstra (11/22/15) |
| Steals | 4 | | Mike Brown vs Western Carolina (11/30/15) |
| | 3 | | COUSINS, Jaleel vs USF (12/5/15) |
| | 3 | | Justin Browning vs Western Carolina (11/30/15) |
| Blocked Shots | 4 | | Albert Owens vs Oral Roberts (11/16/15) |
| | 3 | | COUSINS, Jaleel vs USF (12/5/15) |
| Turnovers | 7 | | PETERS, Roddy vs USF (12/5/15) |
| | 6 | | Torrion Brummitt vs Western Carolina (11/30/15) |
| Fouls | 5 | | Allen, Terrell vs Drexel (12/15/15) |
| | 5 | | Williams, Austin vs Drexel (12/15/15) |
| | 5 | | Myles, Tyshawn vs Drexel (12/15/15) |
| | 5 | | BRAMMEIER,GEORGE vs Lipscomb (11/27/15) |
| | 5 | | CURTIS, Marquel vs Tulsa (11/23/15) |
| | 5 | | SWANNEGAN, Brandon vs Tulsa (11/23/15) |
| | 5 | | NICHOLS, Malik vs Hofstra (11/22/15) |
| | 5 | | Aaron Anderson vs Oral Roberts (11/16/15) |
| | 5 | | Brandon Conley vs Oral Roberts (11/16/15) |
| | 5 | | WADE,Jonathan vs Norfolk State (11/14/15) |
| | 5 | | TAYLOR,D'Shon vs Norfolk State (11/14/15) |
| | 5 | | SHORT,Jeff vs Norfolk State (11/14/15) |