



2014-15 GAME NOTES

SOUTH CAROLINA WOMEN'S BASKETBALL

Assoc. Media Relations Dir.: Diana Koval | Office: 803.777.7977 | Cell: 314.369.6050 | Email: dkoval@mailbox.sc.edu
Website: www.GamecocksOnline.com | Twitter: @GamecockWBB | Instagram: @GamecockWBB

Game Information

Date: Monday, February 23, 2015 | 9 p.m.
Site: Columbia, S.C.
Arena: Colonial Life Arena (18,000)
Tickets: \$7 adult, \$4 youth (17 and under)
Broadcast: ESPN2 (Dave O'Brien, ppx; Doris Burke, analyst)
Radio: 107.5 The Game (Brad Muller)
Live Stats: GamecocksOnline.com

South Carolina Gamecocks 25-1, 13-0 SEC



Tennessee Lady Vols 23-3, 13-0 SEC

Ranking: 2/2 (AP/Coaches)
Head Coach: Dawn Staley
Record at SC: 146-72 (7th)
Career Rec.: 318-152 (15th)

Top Scorer: Mitchell (15.0 ppg)
Top Reb.: Coates (8.3 rpg)

Series History: TN leads 45-2
In Columbia: TN leads 19-1
In Knoxville: TN leads 21-1
Neutral Site: TN leads 4-0
Current Streak: TN last three

Ranking: 6/6
Coach: Holly Warlick
Rec. at TN: 79-17 (3rd)
Career Rec.: Same
Top Scorer: Messengale (10.7 ppg)
Top Reb.: Burdick (6.9 rpg)

2014-15 Schedule

Nov. 2	Coker (Exh.) (SECN+)	W, 100-25
Nov. 15	Southern California (SECN+)	W, 70-61
Nov. 20	Clemson (SECN)	W, 99-41
Nov. 23	San Diego State (SECN+)	W, 89-38
<i>Junkanoo Jam (Lucaya Division) • Freeport, Bahamas</i>		
Nov. 27	vs. Wisconsin	W, 67-44
Nov. 28	vs. #22/22 Syracuse	W, 67-63
Dec. 1	NC Central (SECN+)	W, 90-26
Dec. 4	Charlotte (SECN)	W, 82-61
Dec. 7	at #9/8 Duke (ESPN2)	W, 51-50
Dec. 14	Savannah State (SECN+)	W, 111-49
Dec. 17	at Hampton	W, 69-49
<i>Subway Classic • Minneapolis, Minn.</i>		
Dec. 20	vs. Central Michigan	W, 80-45
Dec. 21	vs. Liberty	W, 84-44
Jan. 2	Auburn* (SECN)	W, 77-58
Jan. 4	at LSU* (ESPN2)	W, 75-51
Jan. 8	at Alabama* (SECN+)	W, 102-59
Jan. 11	#10/11 Kentucky* (ESPN2)	W, 68-60
Jan. 15	at Missouri* (SECN)	W, 60-49
Jan. 19	at Florida* (SECN)	W, 77-42
Jan. 26	#12/10 Texas A&M* (ESPN2)	W, 79-61
Jan. 29	Alabama* (SECN+)	W, 85-54
Feb. 1	at Ole Miss* (ESPNU)	W, 77-59
Feb. 5	at #22/21 Georgia* (SECN)	W, 58-35
Feb. 9	at #2/2 Connecticut (ESPN2)	L, 62-87
Feb. 12	LSU* (FSN)	W, 86-62
Feb. 15	Vanderbilt* (ESPNU)	W, 89-59
Feb. 19	at Arkansas* (SECN)	W, 73-56
Feb. 23	#6/6 Tennessee* (ESPN2)	9 p.m.
Feb. 26	Mississippi State* (FSN)	7 p.m.
Mar. 1	at Kentucky* (ESPN2)	5 p.m.
<i>SEC Tournament • North Little Rock, Ark.</i>		
Mar. 4	First Round (SECN)	TBA
Mar. 5	Second Round (SECN)	TBA
Mar. 6	Quarterfinals (SECN)	TBA
Mar. 7	Semifinals (ESPNU)	TBA
Mar. 8	Final (ESPN)	TBA

* indicates SEC game
All Times Listed as Eastern and are subject to change

one.

Prior to each season, head coach Dawn Staley chooses a theme for her team to play under. This season's is "one."

With expectations surrounding this season, Staley believed it was important for her team to focus on the collective instead of any individual, knowing that to thrive in pressure situations, each student-athlete may have to sacrifice a piece of herself to become one team.















South Carolina Notables

- The Gamecocks celebrate Play 4 Kay with tonight's "Pink Out" presented by Academy Sports and Outdoors with the first 1,000 fans receiving pink rally towels. South Carolina will wear pink uniforms, and both teams' coaching staffs will wear Kay Yow pins. Breast cancer survivors and those still battling will walk a lap around the court at halftime.
- South Carolina is in its 41st season of women's basketball. It is the program's 24th season in the SEC and the seventh under head coach Dawn Staley. South Carolina has won at least 25 games in each of the last four seasons and played in the last three NCAA Tournaments, including two trips to the Sweet 16 (2012, 2014). The Gamecocks have spent 23 straight weeks ranked in the AP top 10, highlighted by 12 weeks at No. 1 this season.
- The Gamecocks' 3-point shooting has been especially efficient lately as they have shot 44.7 percent (34-of-76) over the last six games. Their 58.3 percent (7-of-12) from long range against LSU was a season high and this season's fourth game shooting over 50.0 percent. In addition to the season-long proficiency of junior Tiffany Mitchell, hitting 46.3 percent from outside the arc, junior Tina Roy has lifted her 3-point percentage to 41.6 percent on the season, including a team-best 47.2 percent in SEC action, and Khadijah Sessions has hit 7-of-10 over the last four games.
- South Carolina has scored 82.7 points per game over the last three outings, up 5.0 points per game from their previous season average. Many of those additional points have come at the free throw line, where the Gamecocks have shot 80.9 percent in the last three games, generating 18.3 made free throws per game during the stretch compared to 14.8 previously while attempting roughly the same amount per game – 22.7 last three, 22.3 prior.
- Junior point guard Khadijah Sessions has been a star on both sides of the ball for the Gamecocks lately. Always a steady defender who sets the tone on the defensive end, she has been making a splash offensively, especially in the last four games, during which she has averaged 8.5 points on 57.1 percent shooting, including 70.0 percent from 3-point range. Sessions has handed out 3.3 assists per game and swiped 2.8 steals per game during the stretch as well.
- Freshman A'ja Wilson has been on a tear since the Gamecocks' first loss of the season at UConn. The top player in the 2014 signing class has scored 60 points in just 66 minutes of play in the last three games, averaging 20 points on 65.5 percent shooting. She has been especially aggressive going to the basket, averaging 7.0 made free throws per game over the stretch.
- When the Gamecocks most need to score, junior Tiffany Mitchell most often answers the call by either scoring herself or setting up a teammate. In the six SEC games that an opponent closed within 10 points in the second half, Mitchell played a significant role in the game-changing South Carolina run four times – Auburn, Kentucky, Texas A&M and at Arkansas.

Tale of the Tape

Tennessee				South Carolina			
	SEC Rank	SEC Only	SEC Rank		SEC Rank	SEC Only	SEC Rank
Overall				Overall			
23-3		13-0		25-1		13-0	
15-0		7-0		Home Record		12-0	
8-3		6-0		Away Record		9-1	
0-0				Neutral Record		4-0	
72.5	4th	67.9	3rd	Points Per Game	78.0	1st	77.4
54.8	3rd	55.4	2nd	Opp. Points Per Game	52.4	1st	54.2
428	4th	432	3rd	Field Goal %age	484	1st	487
366	6th	370	3rd	Opp. Field Goal %age	348	2nd	348
332	3rd	349	2nd	3-Pt. Field Goal %age	366	1st	367
299	14th	293	12th	Opp. 3-Pt. Field Goal %age	274	6th	261
751	1st	780	1st	Free Throw %age	676	6th	702
15.4		15.2		FTs Made Per Game	15.1		16.5
42.8	1st	39.9	4th	Rebounds Per Game	42.5	3rd	42.2
+8.6	2nd	+6.5	2nd	Rebounding Margin	+11.1	1st	+10.8
15.0	2nd	14.6	2nd	Assists Per Game	17.3	1st	15.4
+3.7	4th	-0.3	9th	Turnover Margin	+3.2	5th	+0.4
9.9	8th	7.5	9th	Steals Per Game	9.3	9th	8.3
4.0	6th	3.5	6th	Blocks Per Game	6.2	1st	6.7

2014-15 South Carolina Media Roster

0		India Farmer 6-0 • So. • Forward • N. Myrtle Beach, S.C. PPG 0.3 RPG 0.5 APG 0.0 FG% .000 FT% .667	LAST GAME: 1 min at Ole Miss NOTABLE: Seen action in 13 games this season ... great team player ... works hard with good attitude ... played in 18 games last season, including seven SEC and four postseason.	Career Highs Pts: 3, 2x, vs. Alabama, 1/19/14 Reb: 3 vs. NC Central, 12/2/13 Ast: — Stl: 1 at Florida, 1/19/15
1		Bianca Cuevas 5-6 • Fr. • Guard • Bronx, N.Y. <i>kway-VAAS</i> PPG 6.2 RPG 1.6 APG 1.8 FG% .385 FT% .780	LAST GAME: 2 min at Arkansas NOTABLE: Cat-quick, crafty guard now with better grasp of PG position ... 10+ points 7 times ... 7.8 ppg in SEC, 4.5 ppg in non-SEC ... McDonald's All-America.	Career Highs Pts: 21 at Ole Miss, 2/1/15 Reb: 4, 3x, at Georgia, 2/5/15 Ast: 5, 4x, vs. Vanderbilt, 2/15/15 Stl: 4, 2x, vs. Sav. St., 12/14/14
2		Olivia Gaines 5-7 • Sr. • Guard • Chester, S.C. PPG 1.0 RPG 1.0 APG 0.8 FG% .303 FT% .750	LAST GAME: 4 min at Arkansas NOTABLE: Key defensive stopper ... played in every game this season, averaging 8.8 minutes in SEC play, up from 7.8 in non-conference ... picked up steal that set up winning play at Duke.	Career Highs Pts: 7 vs. Savannah St., 12/28/13 Reb: 5, 2x, vs. Clemson, 11/20/14 Ast: 5 vs. Chas. Stn., 11/8/13 Min: 23 vs. Alabama, 1/19/14
3		Kaydra Duckett 5-8 • Fr. • Guard • Columbia, S.C. <i>KAY-druh DUCK-it</i> PPG 0.3 RPG 0.6 APG 0.1 FG% .091 FT% .500	LAST GAME: 1 reb in 3 min vs. Vandy NOTABLE: Has played in 16 games, including eight SEC ... 1st career points vs. NCCU ... rated 3A South Carolina player of the year ... won two state titles (2012, 2014).	Career Highs Pts: 2, 2x, vs. Sav. St., 12/14/14 Reb: 4 vs. Savannah St., 12/14/14 Ast: 1, 2x, vs. Sav. St., 12/14/14 Stl: 1, 3x, at UConn, 2/9/15
5		Khadijah Sessions 5-8 • Jr. • Guard • Myrtle Beach, S.C. <i>kuh-DEE-zhub SESH-uns</i> PPG 4.7 RPG 2.6 APG 3.1 FG% .406 FT% .526	LAST GAME: 11 pts, 7 assts, 4 stls at Arkansas NOTABLE: Setting great defensive tone ... 1st in SEC in A:TO (2.2), 4th in steals (2.1), 7th in assts ... 9 games of 4+ assts ... hit 7-of-10 from 3 (.700) over last 4 games, averaging 8.5 points.	Career Highs Pts: 19 vs. Auburn, 2/3/13 Reb: 6 vs. Clemson, 11/20/14 Ast: 8 vs. NC Central, 12/1/14 Stl: 4, 9x, at Arkansas, 2/19/15
15		Tiffany Davis 5-7 • So. • Guard • Houston, Texas PPG 1.4 RPG 1.1 APG 0.5 FG% .385 FT% .667	LAST GAME: 2 pts, 2 rebs, 4 min vs. Texas A&M NOTABLE: Played in 14 games ... doing "her job" well off the bench, per Staley ... continues to learn how to run offense efficiently ... did not play at Ole Miss following medical procedure.	Career Highs Pts: 11 vs. Ole Miss, 1/30/14 Reb: 6 at Arkansas, 1/2/14 Ast: 3, 4x, vs. SC State, 12/22/13 Stl: 5 vs. Elon, 11/9/12
22		A'ja Wilson 6-5 • Fr. • Guard/Forward • Hopkins, S.C. <i>A-zhub</i> PPG 13.9 RPG 6.8 BPG 1.5 FG% .530 FT% .649	LAST GM: 14 pts, 4 rebs, 3 blks at Arkansas NOTABLE: Leads SEC in FG% ... scored 10+ 22 times, 4 double-doubles ... 10th in SEC in pts., 12th in rebs. — only fr. in both top 20 ... only fr. on Naismith (30) and Wooden (20) Watch Lists.	Career Highs Pts: 26 vs. LSU, 2/12/15 Reb: 13 at LSU, 1/4/15 Ast: 3, 3x, vs. Alabama, 1/29/15 Stl: 3, 4x, vs. C. Mich., 12/20/14
23		Tina Roy 5-11 • Junior • Guard • Kaplan, La. PPG 4.7 RPG 1.9 APG 2.4 FG% .416 FT% .416	LAST GAME: 6 pts, 2 rebs, 2 assts at Arkansas NOTABLE: Ranks 15th in SEC with 1.3 3s/gm ... team-high 46.3% from 3 in SEC play ... hit 10-of-22 (.545) from 3 over last 5 games ... averaged 8.0 pts and 2.7 assts over last 2 games.	Career Highs Pts: 15 vs. Presbyterian, 11/27/11 Reb: 8 at Miss. State, 2/6/14 Ast: 10 vs. Sav. State, 12/14/14 Stl: 3 vs. Southern Cal, 11/15/14
24		Aleighsa Welch 6-0 • Sr. • Forward • Goose Creek, S.C. <i>uh-LEE-sub</i> PPG 8.8 RPG 6.2 BPG 1.2 FG% .559 FT% .404	LAST GM: 2 pts, 3 rebs, 3 assts at Arkansas NOTABLE: 12 games with 10+ pts ... 9 games of 3+ assts (1.9 apg) ... SEC top-20 in rebs, 12th in offensive ... averaging 9.2 rebs over last 5 games, leading team in boards 4 times ... 3-time captain.	Career Highs Pts: 23 vs. UNC, 12/18/13 Reb: 17 vs. CoFC, 11/14/13 Ast: 5, 2x, last vs. LSU, 2/12/15 Blk: 5, 2x, at Kentucky, 2/20/14
25		Tiffany Mitchell 5-9 • Jr. • Guard • Charlotte, N.C. PPG 15.0 RPG 2.8 APG 2.7 FG% .521 FT% .843	LAST GAME: 15 pts, 3 blks, 4 stls at Arkansas NOTABLE: SEC top 5 in pts, FG%, FT% and 3s made/gm ... 10+ pts 22 times, 4 20+ gms ... Wade and Staley Watch Lists, Wooden Top 20, Naismith Top 30 ... Academic All-District.	Career Highs Pts: 25 vs. Georgia, 2/27/14 Reb: 11, 5x, at Arkansas, 1/2/14 Ast: 9 at SDSU, 11/23/13 Stl: 7 vs. NC Central, 12/1/14
31		Asia Dozier 6-0 • Jr. • Guard/Forward • Columbia, S.C. <i>DOE-zhur</i> PPG 4.0 RPG 1.0 APG 1.8 FG% .398 FT% .667	LAST GM: 9 pts, 3-of-4 3FGs at Arkansas NOTABLE: 10+ points three times ... handed out four assts five times ... matched season-best with 3-of-4 3FGs at Arkansas ... hit key 3s in wins over Kentucky and at Missouri ... team captain.	Career Highs Pts: 16, 2x, at SDSU, 11/23/13 Reb: 10 vs. Elon, 11/9/12 Ast: 6, 2x, vs. Georgia, 3/7/14 Stl: 2, 7x, at Alabama, 1/8/15
33		Elem Ibiam 6-4 • Sr. • Center • Fayetteville, Ga. <i>ELL-um IB-ee-um</i> PPG 6.8 RPG 4.0 BPG 1.0 FG% .567 FT% .727	LAST GAME: 2 pts, 3 rebs, 3 blks at Arkansas NOTABLE: 2nd in career blocks (156), 21 shy of record ... 12th in SEC in blocks ... 10+ pts in 7 games, 1 20-pt game ... personal 8-2 run at Ole Miss after Rebels got within 3 ... team captain.	Career Highs Pts: 21 vs. Sav. St., 12/14/14 Reb: 12, 2x, vs. CMU, 12/20/14 Blk: 7 at Miss. State, 2/6/14 Min: 34 at Texas A&M, 1/16/14
40		Jatarie White 6-4 • Fr. • Forward • Charlotte, N.C. <i>juh-TAR-ee</i> PPG 3.2 RPG 2.9 BPG 0.2 FG% .395 FT% .583	LAST GAME: 4 pts, 4 rebs vs. Vandy NOTABLE: Missed 12 games due to illness (3) and foot injury (9) ... returned w/ great outing at Georgia ... brings great energy, different look to post play ... WBCA, McDonald's All-America.	Career Highs Pts: 11 vs. Clemson, 11/20/14 Reb: 7 at Georgia, 2/5/15 Blk: 2 at Georgia, 2/5/15 Stl: 1, 3x, vs. Vanderbilt, 2/15/15
41		Alaina Coates 6-4 • So. • Center • Irmo, S.C. <i>uh-LAY-nuh COATS</i> PPG 11.0 RPG 8.3 BPG 1.6 FG% .544 FT% .718	LAST GM: 14 pts, 11 rebs, 1 blk at Arkansas NOTABLE: 20th in SEC in pts, 4th in rebs, 3rd in blocks ... SEC-best 11 doubles-doubles ... 10+ pts 16 times, 2 20-pt gms ... 10+ rebs 13 times, 5 with 13+ ... 14.0 ppg over last 2 games.	Career Highs Pts: 24, 2x, vs. Ole Miss, 1/30/14 Reb: 17 vs. Kentucky, 1/9/14 Blk: 5, 3x, vs. Alabama, 1/29/15 Min: 30 vs. Stn. Cal, 11/15/14

Starter

Reserve

Quick Facts

The University

Location: Columbia, S.C.
Founded: 1801
Enrollment: 31,964
Colors: Garnet (PMS 202C) and Black
Nickname: Gamecocks
Conference: Southeastern
President: Dr. Harris Pastides
Athletics Director: Ray Tanner
Facility: Colonial Life Arena (18,000)

Coaching Staff

Head Coach: Dawn Staley
Alma Mater: Virginia, 1992
Overall Record: 318-152 (14th season)
School Record: 146-72 (6th season)
Assoc. Head Coach (Alma Mater):
 Lisa Boyer (Ithaca, 1979)
Assistant Coaches (Alma Mater):
 Nikki McCray-Penson (Tennessee, 1995)
 Darius Taylor (Michigan, 2000)

Team Information

2013-14 Record: 29-5
 Home: 16-0 Away: 10-2 Neutral: 3-3
SEC Record (Finish): 14-2 (1st)
 Home: 8-0 Away: 6-2
Letterwinners Returning/Lost: 10/2
Starters Returning/Lost: 5/0

Program History

First Year of Women's Basketball: 1974-75
All-Time Record: 726-501 (41st season)
All-Time SEC Record: 129-199 (23rd season)
NCAA Appearances (Last): 11 (2014)
NCAA Tournament Record: 13-11
Last NCAA Result: L, 58-65, North Carolina, Palo Alto, Calif, 3/30/14, Sweet 16
WNIT Appearances (Last): 4 (2011)
WNIT Record: 3-4

Media Relations

Women's Basketball Contact: Diana Koval
Office: 803.777.7977
Cell: 314.369.6050
Email: dkoval@mailbox.sc.edu
Press Row Phone: 803.777.6182
Athletics Department on the Web
Website: GamecocksOnline.com
Twitter: @GamecocksOnline
Instagram: @GamecocksOnline
Facebook: Facebook.com/GamecocksOnline
YouTube: YouTube.com/GamecocksOnline
Women's Basketball on Twitter
Team: @GamecockWBB
Head Coach: @DawnStaley

A South Carolina Win Would...

- Be the Gamecocks' 31st straight at home, which would be the second-longest active streak in the nation.
- Give South Carolina 14 SEC wins for the second time in as many seasons and school history.
- Be the Gamecocks' first over Tennessee since Feb. 2, 2012, and the first in Columbia since Jan. 23, 1980.

By the Numbers

- 1 Rebound needed by senior Aleighsa Welch to move into the program's all-time top five in career boards
- 1 Game this season in which South Carolina has attempted fewer than 10 free throws (vs. Central Michigan, Dec. 20)
- 4 Games in which South Carolina has shot over 50.0 percent from 3-point range, including two of the last four contests
- 5.9 Free throws made per game more by the Gamecocks than their opponents (15.1-9.2)
- 6.3 Made 3s per game over the last three outings, compared to 5.0 prior to the LSU contest
- 7 Of the Gamecocks' nine primary contributors who have at least one stat better in SEC play than in non-conference action
- 9.3 Rebounds per game by senior Aleighsa Welch in the six games against ranked teams this season
- 10 SEC games in which the Gamecocks have assisted on at least 50.0 percent of their field goals, including the last three
- 11 Double-doubles by Alaina Coates this season, tied for most in the SEC, including five in league play
- 12 Games in which the Gamecocks have shot at least 50.0 percent from the field, including six SEC contests
- 14 Games in which the Gamecocks have out-rebounded their opponent by 10 or more, including seven in SEC play
- 15 Games in which South Carolina's bench has tied or out-scored its starters, including 10 SEC contests
- 17.1 Points per game more in the paint scored by the Gamecocks than their opponents (39.7-22.6)
- 21 Career double-doubles by sophomore Alaina Coates, who ranks ninth in program history
- 26 Times this season a Gamecock has played 30 or more minutes in a game, compared to 71 times last season
- 60 Points scored by freshman A'ja Wilson in the last three games, during which she has played just 66 minutes.
- 77.1 Percent free throw shooting by the Gamecocks in the last five minutes of games with a margin of 10 or fewer points

Tennessee Series History

The Lady Vols lead the series 45-2 with the Gamecocks' last win in the series coming on Feb. 2, 2012, in South Carolina's first ever in Knoxville. The teams last met at Colonial Life Arena on Jan. 3, 2013, with Tennessee posting a 73-53 victory.

South Carolina's results vs. Tennessee since the arrival of head coach Dawn Staley:

Date	W/L	Score	Site	Rank (SC/TN)
1/18/09	L	56-68	A	-/13
1/7/10	L	62-79	A	-/4
1/31/10	L	55-60	H	-/5
1/20/11	L	56-71	H	-/5
2/17/11	L	60-82	A	-/4
2/2/12	W	64-60	A	-/8
3/3/12	L	58-74	N	25/13
1/3/13	L	53-73	H	18/12
3/2/14	L	61-73	A	4/10

Gamecocks in the Rankings

(Thru games of 2/19)

Team	SEC	NCAA	Actual
Scoring Offense	1	12	78.0
Scoring Defense	1	7	52.4
Scoring Margin	1	3	+25.5
Field Goal Percentage	1	4	.484
Field Goal %age Def.	2	12	.348
3-Point FG %age	1	22	.366
3-Point FG %age Def.	6	21	.274
3-Point FG Made/Gm.	3	161	5.2
Free Throw Percentage	6	201	.676
Rebounding Offense	3	—	42.5
Rebounding Defense	1	—	31.4
Rebounding Margin	1	8	+11.1
Assists	1	14	17.3
Steals	9	74	9.3
Turnover Margin	5	55	+3.2
Turnovers	—	81	14.7
Assist-to-Turnover Ratio	1	19	1.2
Blocked Shots	1	9	6.2
Home Attendance Avg.	1	1	12,176

Alaina Coates	SEC	NCAA	Actual
Scoring	20	—	11.0
Rebounding	4	107	8.3
FT Percentage	11	—	.718
Blocks	3	97	1.6
Off. Rebounds	10	—	2.8
Double-Doubles	T-1	31	11

Elem Ibiam	SEC	NCAA	Actual
Blocks	T-12	—	1.0

Tiffany Mitchell	SEC	NCAA	Actual
Scoring	4	179	15.0
FG Percentage	3	35	.521
FT Percentage	3	45	.843
3-Pt FG Made	5	198	1.8
Assists	15	—	2.7
Steals	6	124	2.1

Khadijah Sessions	SEC	NCAA	Actual
Assists	7	—	3.1
Steals	4	116	2.1
Assist-to-TO Ratio	1	28	2.2

Tina Roy	SEC	NCAA	Actual
3-Pt FG Made	T-15	—	1.3

Aleighsa Welch	SEC	NCAA	Actual
Rebounding	19	—	6.2
Blocks	8	200	1.2
Off. Rebounds	12	—	2.8

A'ja Wilson	SEC	NCAA	Actual
Scoring	10	—	13.9
Rebounding	12	—	6.8
FG Percentage	1	30	.530
Blocks	4	112	1.5

Current Gamecock Streaks

	Total	Home	Road	Neut.
Overall	W3	W30	W1	W4
SEC	W13	W16	W7	—
Non-Conference	L1	W16	L1	W4
Ranked Teams	L1	W3	L1	W1

2014-15 Double-Doubles

Alaina Coates (11)

11/15	Southern Cal	18 pts/13 rebs
11/20	Clemson	12 pts/10 rebs
12/4	Charlotte	15 pts/13 rebs
12/14	Savannah State	20 pts/10 rebs
12/17	at Hampton	12 pts/13 rebs
12/20	vs. Central Michigan	16 pts/10 rebs
1/2	Auburn	11 pts/14 rebs
1/26	Texas A&M	12 pts/11 rebs
1/29	Alabama	14 pts/10 rebs
2/1	at Ole Miss	10 pts/10 rebs
2/19	at Arkansas	14 pts/11 rebs

Elem Ibiam (1)

12/20	vs. Central Michigan	10 pts/12 rebs
-------	----------------------	----------------

A'ja Wilson (4)

11/28	vs. Syracuse	15 pts/10 rebs
12/21	vs. Liberty	17 pts/10 rebs
1/2	Auburn	12 pts/10 rebs
1/4	at LSU	21 pts/13 rebs

Ranked Readings

South Carolina is facing its seventh ranked opponent of the season tonight with a 5-1 record against such foes. The Gamecocks are 70-217 all-time against ranked teams with a 20-40 record in the Dawn Staley era. Under Staley, South Carolina is 7-16 against ranked opponents at Colonial Life Arena, 9-13 on the road and 4-11 at neutral sites.

Tonight marks this season's fourth game against a top-10 opponent, during which the Gamecocks are 2-1. Just one of the previous three top-10 matchups was at Colonial Life Arena – a 68-60 win over then-No. 10 Kentucky.

Home Sweet Home

The Gamecocks are in the midst of unprecedented success at Colonial Life Arena, having won the last 30 games on their home court, including the facility's first perfect season in 2013-14. That 16-0 mark alone matched the previous record for win streak at the Arena, originally set Jan. 20, 2002-Jan. 9, 2003. South Carolina's last loss at Colonial Life Arena was a 50-48 decision to then-No. 14 Texas A&M on Feb. 10, 2013.

The longest home win streak in school history is 32 games, which spanned three seasons. That streak began with a win over Clemson on Dec. 10, 1977, and ended with a win over Tennessee Tech on March 4, 1980. The stretch included a perfect 11-0 record in 1978-79 at Carolina Coliseum (9-0) and the Sol Blatt P.E. Center (2-0).

Overall, South Carolina is 145-58 (.714) at Colonial Life Arena, including a 79-25 (.760) mark under head coach Dawn Staley. In the now 41-year history of the program, the Gamecocks are 390-155 (.716) in home games.

Crowd Control

With over 8,200 season tickets issued, the Gamecocks have enjoyed unprecedented support at Colonial Life Arena this season. South Carolina has led the nation in average attendance (12,176). In fact, the Gamecocks boast four of the top-10 game attendances in the nation this season with Tennessee and Louisville the only other programs with multiple entries – each with two. South Carolina's four entries range from the 17,156 for the Kentucky game – second most in Colonial Life Arena history and in the nation this season – to the 12,342 for LSU.

South Carolina women's basketball has logged 13 crowds of over 10,000 fans in Colonial Life Arena history, 12 of which have come in the last three seasons, including nine this season.

Poll Prominence

South Carolina is No. 2 in both polls this week, closing out a 12-week run as the No. 1 team in the Associated Press Poll. It was the third-longest stretch by a team in the last five seasons (beginning 2010-11). Only four teams have held the top spot in the AP poll during that time – Baylor (39 weeks), Connecticut (35 weeks) and Stanford (6 weeks).

In the last 10 seasons (beginning 2005-06), eight teams have occupied the AP Poll's No. 1 position. South Carolina's 12 weeks in the spot is the fifth-most among that group – UConn (85), Baylor (39), Tennessee (16) and Duke (14).

The AP's No. 1 ranking on Nov. 24 was a South Carolina program first, besting the No. 2 spot the Gamecocks held for five times in their history – Nov. 17, 2014; Preseason 2014-15; Jan. 2, 1982; Dec. 27, 1981; and Dec. 20, 1981.

SEC Stories

Head coach Dawn Staley has steadily lifted the Gamecocks' national profile by building the Gamecocks into a consistent SEC contender, shirking decades of difficulty in the nation's best women's basketball conference.

In her seventh season at the helm, Staley boasts a 65-42 (.607) SEC regular-season record and has finished outside the league's top five just twice – an unprecedented achievement for a program that had finished INSIDE the top five just twice in the previous 17 seasons. Staley's 65 wins include now four seasons of double-digit league victories – 10-6 in 2012, 11-5 in 2013, an SEC-best 14-2 in 2014 and this season's current 13-0 mark.

Staley's SEC regular-season record includes a 36-18 (.667) mark at home and a 29-24 (.547) slate on the road.

Conference Climbing

The Gamecocks' 26 games are evenly divided between conference and non-conference action, and seven of South Carolina's nine primary contributors have shown marked improvement in at least one statistic from non-conference to SEC action.

2014-15 Awards

Alaina Coates

Naismith Trophy Top 50 Watch List
No. 25 Player in the Nation (espnW)
Preseason All-SEC (Coaches)

Tiffany Mitchell

Academic All-District 4
Wooden Late-Season Top 20
Naismith Trophy Midseason 30
Wade and Dawn Staley Award Watch Lists
Preseason All-America (AP, Sports Illustrated, ESPN)
No. 4 Player in the Nation (espnW)
Preseason SEC Player of the Year (Coaches, Media)
Preseason All-SEC (Coaches, Media)
Junkanoo Jam, Lucaya Division All-Tournament
Subway All-Classic Team

Aleighsa Welch

Naismith Trophy Midseason 30
Wade Watch List
Wooden Award Preseason Top 30
No. 7 Player in the Nation (espnW)
Preseason All-America Second Team (ESPN)
Preseason All-SEC (Coaches, Media)

A'ja Wilson

Wooden Award Late-Season Top 20
Naismith Trophy Midseason 30
Junkanoo Jam, Lucaya Division MVP
USBWA National Freshman of the Week (Dec. 1-7)
5-time SEC Freshman of the Week (Nov. 24-30; Dec. 1-7; Dec. 29-Jan. 4; Jan. 26-Feb. 1; Feb. 9-15)
Subway All-Classic Team

Three Gamecocks have improved their scoring averages by at least one point per game – Bianca Cuevas (4.5 to 7.8 ppg), Khadijah Sessions (4.0 to 5.3 ppg) and Tina Roy (4.1 to 5.2 ppg). All three have improved field goal percentages to thank for the increase with Cuevas going from 35.9 percent to 40.5, Sessions rising from 31.6 percent to 51.0 and Roy improving from 35.3 percent to 48.0. The latter two made significant leaps from outside the 3-point line – Sessions (23.1 to 40.9%) and Roy (36.1 to 46.3%).

Two have lifted their rebounding averages – Aleighsa Welch (5.6 to 6.8 rpg) and A'ja Wilson (6.5 to 7.1 rpg). Wilson and Alaina Coates are blocking more shots per game – 1.3 to 1.8 bpg for Wilson and 1.4 to 1.7 for Coates. Tiffany Mitchell rounds out the group, lifting her steals per game from 1.9 to 2.2 in SEC action.

Gamecocks in 2014-15 National Polls

Poll	Pre	11/17	11/24	12/1	12/8	12/15	12/22	12/29	1/5	1/12	1/19	1/26	2/2	2/9	2/16	2/23	3/2	3/9	3/17	Final
Associated Press	2	2	1	1	1	1	1	1	1	1	1	1	1	1	2					
Coaches	2	3	2	2	1	1	1	1	1	1	1	1	1	2	2					

Crunch Time

South Carolina has won all five of its games this season when the margin is under 10 points in the last five minutes, and the Gamecocks have done so with their primary strengths – Tiffany Mitchell and rebounding.

In those five games – Southern Cal, vs. #22/22 Syracuse, at #9/8 Duke, #10/11 Kentucky and at Missouri – Staley trusts in Mitchell's competitive spirit, giving her the ball in late-game situations. The junior has answered the bell, averaging 3.6 points per final five minutes of those games – double the next Gamecock on the list. Behind her fearless attacking of the rim, a majority of her points have come at the free throw line, where she has hit 12-of-14 attempts during those close-game situations. In a show of determination, the Gamecocks have also dominated the glass at crunch time, out-rebounding their opponents 6.2 to 4.4 per final five minutes, with Alaina Coates, A'ja Wilson and Aleighsa Welch grabbing the bulk of the boards.

As a team, South Carolina is shooting 40.0 percent from the field and the same percentage from 3-point range in the last five minutes of close games, while the defense has held those opponents to just 21.2 percent shooting and 18.2 percent from outside the arc in that time span. Equally impressive is the Gamecocks' 77.1 percent (27-of-35) free throw shooting at crunch time, as South Carolina is shooting just 67.0 percent (365-of-545) otherwise.

Win Any Way

As the Gamecocks' baseball coach a few years ago, South Carolina athletics director Ray Tanner frequently used the phrase "Win Anyway." Women's basketball has put its own twist on the quote. The Gamecocks have lost just one game this season, but

the end has not always come by the same means.

Dawn Staley's team has won with both a high-flying offense – posting records of 4-0 when scoring 90+ points, 7-0 when scoring 80-89 points – and a more methodical one, 8-0 when scoring 70-79 points, 7-1 with scoring fewer than 70.

The Gamecocks have won both inside – 10-0 when shooting less than 33.3 percent from 3-point range, 9-1 when at least half of points come in the paint – and outside – 15-1 when shooting 33.3 percent or better from 3-point range, 16-0 when less than half of points come in the paint.

South Carolina has seen its top scorer come from both the starting lineup (10-1) and the bench (13-0) – with two games in which a starter and reserve tied for the team high (win vs. Auburn – Welch, Wilson; win vs. Vanderbilt – Mitchell, Wilson).

Controlled Caroms

The Gamecocks have also built their success on the glass – an aspect of the game that head coach Dawn Staley preaches as a measure of effort as much as talent. South Carolina ranks eighth in the nation in rebounding margin, out-boarding its opponents by 11.1 per game. The Gamecocks have out-paced their opponent by double-digit rebounds 13 times this season, including seven SEC outings. The rebounding margin has been at least 20 four times – Clemson (+22), Savannah State (+35), at Hampton (+27) and Vanderbilt (+20). Only two teams – #22/22 Syracuse (Nov. 28) and #9/8 Duke (Dec. 7) – have out-rebounded South Carolina this season.

Bench Marks

While every competitor wants to be a starter, the Gamecocks have shown that the bench can be just as productive a position. The South Carolina

bench has tied or out-scored its starting teammates 15 times this season, including 10 SEC contests, and has out-scored the entire opposing team five times – Clemson (Nov. 20), San Diego State (Nov. 23), NC Central (Dec. 1) and Florida (Jan. 19). In all, the bench has accounted for 49.1 percent of the Gamecocks' points this season, including 52.8 percent of the offense in SEC games.

Of the 96 double-figure games turned in this season, 48 of them have come from the bench – A'ja Wilson (22), Alaina Coates (14), Bianca Cuevas (7), Tina Roy (2), Jatarie White (2) and Asia Dozier (1).

Diversified Assets

South Carolina is often lauded for the depth of its talent, and the Gamecocks' improved offensive numbers certainly bear out those accolades – 12th in the nation at 78.0 points per game and fourth in the nation in field goal percentage (.484).

The embarrassment of riches has not upset South Carolina's chemistry but instead has strengthened it as each Gamecock plays for the good of the team instead of herself – a message head coach Dawn Staley often equates with USA Basketball's utopian camaraderie and ultimate success.

Two stats that best exemplify the all-for-one mentality of the team are in the assist numbers



Around the SEC

	SEC Games			Overall		
	W	L	Pct.	W	L	Pct.
South Carolina	13	0	1.000	25	1	.961
Tennessee	13	0	1.000	23	3	.884
Texas A&M	9	4	.692	21	6	.778
LSU	9	4	.692	15	10	.600
Mississippi St.	9	4	.692	24	4	.857
Kentucky	8	5	.615	19	7	.730
Vanderbilt	5	8	.384	14	12	.538
Ole Miss	5	8	.384	15	11	.576
Arkansas	5	8	.384	15	10	.600
Georgia	5	8	.384	17	9	.653
Missouri	4	9	.307	14	12	.538
Florida	4	9	.307	12	14	.461
Alabama	2	11	.153	13	15	.464
Auburn	0	13	.000	9	17	.346

Recent Results

February 19

Vanderbilt def. Florida, 76-75 (ot)
 #15/15 Texas A&M def. #11/10 Kentucky, 81-69
 #6/6 Tennessee def. Alabama, 77-56
 LSU def. Georgia, 64-52
 Ole Miss def. Auburn, 51-46

February 22

Auburn at Georgia, 2 p.m. (SECN+)
 Missouri at Vanderbilt, 2 p.m. (SECN)
 LSU at Arkansas, 2 p.m. (ESPNU)
 #14/16 Miss. State at Alabama, 3 p.m. (SECN+)
 Florida at #15/15 Texas A&M, 4 p.m. (SECN)

*Rankings are listed as AP/ESPN Poll
 All Times Eastern; TV Network in ()*

AP Top 25

(Week of Feb. 16)

1. Connecticut	24-1
2. South Carolina	24-1
3. Baylor	24-1
4. Notre Dame	23-2
5. Maryland	22-2
6. Tennessee	22-3
7. Oregon State	23-2
8. Louisville	22-3
9. Florida State	23-3
10. Duke	19-6
11. Kentucky	19-6
12. Arizona State	22-4
13. Iowa	21-4
14. Mississippi State	24-4
15. Texas A&M	19-6
16. Princeton	23-0
17. North Carolina	20-6
18. Stanford	19-7
19. Rutgers	19-6
20. Chattanooga	22-3
21. Nebraska	18-7
22. Florida Gulf Coast	23-2
23. James Madison	22-2
24. George Washington	22-3
25. Syracuse	18-8

USA Today Coaches Top 25

(Week of Feb. 16)

1. Connecticut	24-1
2. South Carolina	24-1
3. Baylor	24-1
4. Notre Dame	23-2
5. Maryland	22-2
6. Tennessee	22-3
7. Louisville	22-3
8. Oregon State	23-2
9. Florida State	23-3
10. Kentucky	19-6
11. Iowa	21-4
12. Duke	19-6
13. Arizona State	22-4
14. North Carolina	20-6
15. Texas A&M	19-6
16. Mississippi State	24-4
17. Princeton	23-0
18. Rutgers	19-6
19. Stanford	19-7
20. Nebraska	18-7
21. James Madison	22-2
22. Chattanooga	22-3
23. George Washington	22-3
24. Florida Gulf Coast	23-2
25. Texas	16-8

– 14th in the nation at 17.3 per game – and that only one Gamecock is averaging 10.0 or more shots per game. In fact, on one of the nation's most efficient offensive teams, which features all five of its top scorers shooting over 50.0 percent, just two Gamecocks has made the minimum field goals required for individual ranking in field goal percentage – A'ja Wilson (1st in SEC 30th in nation) and Tiffany Mitchell (3rd in SEC, 35th in nation).

Here's how those numbers break down.

Name	FGM/gm	FGA/gm	FG%	PPG
Mitchell	5.2	10.0	.521	15.0
Wilson	5.0	9.5	.530	13.9
Coates	3.6	6.6	.544	10.6
Welch	4.0	7.2	.559	8.8
Ibiam	2.8	4.9	.567	6.8

Diehard Defenders

While the offense has fluctuated in source and volume, the one standard for the Gamecocks – both this season and throughout head coach Dawn Staley's career – has been their defense. South Carolina is seventh in the nation in scoring defense, allowing 52.4 points per game with just one opponent scoring more than 63 points (87 by UConn, Feb. 9). In fact, South Carolina has held an opponent under 50 points 12 times in 26 games this season.

In SEC play, South Carolina yields a league-best 54.2 points per game and has limited some of the conference's highest scoring teams well beneath their averages. Kentucky (2nd in the SEC in scoring) has scored 74.8 points per game in their 12 games against other SEC teams but netted just 60 against the Gamecocks. Ranked fifth in the conference in scoring, LSU's 64.7 average in 11 other league games is well above the 56.5 it averaged against South Carolina. In all, five teams failed to reach their average against other league schools while playing the Gamecocks – Missouri (59.5 - 49), Florida (60.3 - 42) and Georgia (57.3 - 35).

Zone Buster

While the Gamecocks are highly regarded for their post play, South Carolina's guards have been effective at capitalizing on what opposing teams are willing to cede in their preferred zone defense – the 3-point shot. The Gamecocks lead the SEC and rank 22nd in the nation in 3-point field goal percentage, hitting 36.6 percent from outside the arc. The percentage is higher than last season's (.347), and after closing 2013-14 averaging 3.9 made 3s per game, South Carolina is third in the SEC with a 5.2 average this season.

Junior Tiffany Mitchell has been the primary long-range shooter, ranking fifth in the SEC with 1.8 made 3s per game while shooting 45.6 percent from outside the arc. But juniors Tina Roy and Khadijah Sessions have lifted their long-range production in SEC action as well. Roy is shooting a team-best 46.3 percent in league games, including 8-of-14 (.571)

All-Time Records vs. SEC

Opponent	Overall	Under	SEC	SEC	H	A	N	Streak	Last
		Staley	Season	Tourn.					
Alabama	21-15	11-0	16-12	2-2	11-5	8-8	2-2	Won 11	W: 85-54, 1/29/15 (H)
Arkansas	13-17	6-3	13-15	0-2	8-5	5-10	0-2	Won 5	W: 73-56, 2/19/15 (A)
Auburn	18-21	6-3	13-15	1-1	11-7	6-12	1-2	Won 3	W: 77-58, 1/2/14 (H)
Florida	14-20	6-4	12-18	0-2	6-10	8-8	0-2	Won 6	W: 77-42, 1/19/15 (A)
Georgia	10-33	6-6	7-21	2-2	4-14	3-15	3-4	Won 3	W: 58-35, 2/5/15 (A)
Kentucky	22-32	6-8	18-24	0-2	16-9	6-19	0-4	Won 1	W: 68-60, 1/11/15 (H)
LSU	8-22	5-5	7-22	1-0	4-10	3-12	1-0	Won 4	W: 86-62, 2/12/15 (H)
Ole Miss	18-17	8-2	14-12	2-4	10-4	6-8	2-5	Won 6	W: 77-59, 2/1/15 (A)
Miss. State	14-16	5-3	13-14	0-2	9-5	5-9	0-2	Won 5	W: 71-64, 2/6/14 (A)
Missouri	3-1	2-1	2-1	—	1-0	1-1	1-0	Won 2	W: 60-48, 1/15/15 (A)
Tennessee	2-45	1-8	1-26	0-3	1-19	1-21	0-5	Lost 3	L: 61-73, 3/2/14 (A)
Texas A&M	1-3	1-3	1-2	0-1	1-1	0-1	0-1	Won 1	W: 79-61, 1/26/15 (H)
Vanderbilt	12-21	7-2	12-18	0-2	7-8	4-11	0-2	Won 4	W: 89-59, 2/15/15 (H)
Totals	156-263	70-48	129-199	8-23	87-97	56-135	10-30	Won 13	

over the last three games, while Sessions has lifted her accuracy to 40.9 percent after going 7-of-10 over the last three games.

SEC Title Talk

In 2013-14, South Carolina became the seventh program to win the SEC regular-season title, and the Gamecocks and were predicted by the league's coaches and media to the repeat the feat this season. If Staley's group brings that forecast to fruition, it would be just the fourth team to repeat as the regular-season champion, joining Tennessee (multiple times), Georgia (1996, 1997) and LSU (2005, 2006).

Staley Status Update

While leading the Gamecocks to one of the best seasons in program history, South Carolina head coach Dawn Staley has continued to carve out her place as one of the top coaches in the game.

With the Gamecocks' rise to No. 1 in the Associated Press poll this season, Staley joined Baylor's Kim Mulkey as the only women to have played on and coached a No. 1-ranked team. Staley's Virginia team was ranked No. 1 for a total of 24 weeks spanning her junior and senior seasons. She has led the Gamecocks to 12 weeks in the top spot in the Associated Press poll so far.

Staley also earned an extension from USA Basketball last week as she was named to an assistant coach to the U.S. Women's National Team through the 2016 Olympic Games. Her USA Basketball coaching resume already includes gold medals at the 2014 FIBA U18 Americas Championship (head coach), 2014 FIBA World Championship (assistant coach), 2008 Beijing Olympics (asst. coach) and 2007 FIBA Americas Championship (asst. coach).

More on Muffin

Senior forward Aleighsa Welch – nicknamed Muffin at birth by her mother – continues to be at the foundation of the Gamecocks' success. The South Carolina high school standout who first took a chance on head coach Dawn Staley's vision has done everything asked to power the Gamecocks to the lofty heights achieved during her career. Always willing to do the "dirty work" that doesn't show up in the box score, Welch's energy and constant communication are what drive the Gamecocks and what have prompted her teammates to vote her a team captain each of the last three seasons.

Welch's consistent effort has her ranked among the program's career top 10 in eight different categories, including three rebounding totals, while also among the top-15 scorers. Among the Gamecocks' 30 1,000-point scorers, she is one of just nine to amass at least 800 career rebounds as well. She is currently just one rebound away from entering the program's top five in career boards. Her current career .579 field goal percentage is second in school history behind only Jocelyn Penn's school-record .593.

The expansion of the Gamecocks' frontline have brought her overall rebounding numbers down slightly (6.2 rpg this season vs. 7.2 average previous

Welch Watch

Already second in school history in career offensive rebounds, senior forward Aleighsa Welch looks to mount an attack on other parts of the Gamecock charts before closing out her career.

Here are a few of the career benchmarks she has a chance to catch:

Category	Current	Chasing	To Go
Points	1,343 (15th)	1,367 (14th)	24
FT Made	319 (T-7th)	333 (6th)	14
FT Att.	522 (5th)	604 (4th)	82
Rebs.	876 (6th)	877 (5th)	1
Off. Rebs	414 (2nd)	427 (1st)	13
Def. Rebs.	462 (T-5th)	489 (4th)	27
Dbl-Dbls.	20 (T-10th)	21 (9th)	1
Blocks	122 (7th)	133 (6th)	11
Games	126 (T-6th)	128 (4th)	2

Scoring Differentials

Largest lead in a win	by 64 (111-47), 2nd-0:52, Savannah state, 12/12 by 64 (90-26), 2nd-0:36, NC Central, 12/1
Largest deficit overcome to win	by 12 (15-27), 1st-8:41, vs. Syracuse, 11/27
Largest lead given up in a loss	by 3 (18-15), 1st-12:28, at UConn, 2/9
Largest deficit in a loss	by 25 (62-87), 2nd-0:37, at UConn, 2/9

three seasons), but she has been especially tenacious on the glass against ranked opponents, averaging 9.3 boards over six games against ranked foes compared to 4.9 in the Gamecocks' other 20 outings. Welch also continues to provide consistency on the offensive end, shooting 55.9 percent from the field and handing out 1.9 assists per game.

Games Led Team In...

(Tied for team lead in each category included)

Scoring	2014-15	Career	Record
A'ja Wilson	12	12	12-0
Tiffany Mitchell	11	31	29-2
Aleighsa Welch	2	27	17-10
Alaina Coates	2	9	8-1
Bianca Cuevas	2	2	2-0
Asia Dozier	1	2	2-0
Elem Ibiam	0	6	4-2
Khadijah Sessions	0	3	2-1
Tina Roy	0	2	2-0

Rebounding	2014-15	Career	Record
Alaina Coates	13	31	29-2
Aleighsa Welch	6	45	37-8
A'ja Wilson	6	6	6-0
Elem Ibiam	1	12	12-0
Tiffany Mitchell	0	9	8-1

Assists	2014-15	Career	Record
Khadijah Sessions	8	19	17-2
Tiffany Mitchell	6	24	23-1
Tina Roy	5	8	8-0
Bianca Cuevas	5	5	5-0
Asia Dozier	3	13	13-0
Aleighsa Welch	2	12	9-3
Alaina Coates	1	1	1-0
Olivia Gaines	0	1	0-1

Team Specialty Stats

South Carolina/Opponent

	Pts. in Paint	Pts. Off TOs	2nd Chance Pts	Fast Break Pts
11/15 USC	32-36	16-22	14-10	4-8
11/20 Clem.	46-16	23-9	31-7	8-2
11/23 SDSU	40-8	3-2	15-9	24-2
11/27 vs. Wisc.	32-10	16-11	10-0	4-4
11/28 vs. Syr.	20-16	11-6	13-17	0-0
12/1 NCCU	58-12	31-7	3-3	34-0
12/4 Char.	46-20	19-15	26-4	10-13
12/7 at Duke	32-24	16-19	11-11	6-4
12/14 Sav. St.	70-26	34-12	24-3	18-6
12/17 at HU	26-14	10-19	17-6	11-4
12/20 vs. CMU	62-28	21-8	21-2	16-0
12/21 vs. LU	40-24	24-8	15-4	12-2
1/2 Aub.	52-24	28-12	16-13	22-8
1/4 at LSU	36-26	14-14	5-13	8-0
1/8 at Ala.	32-24	19-6	17-12	13-0
1/11 Ky.	36-28	9-19	18-4	10-18
1/15 at MU	22-14	10-0	14-4	6-0
1/19 at UF	46-26	20-13	11-12	14-4
1/26 TAMU	44-24	15-15	13-9	14-4
1/29 Ala.	42-22	22-10	20-9	18-4
2/1 at Miss.	36-26	18-11	18-19	8-4
2/5 at Ga.	26-14	10-18	13-8	10-0
2/9 at UC	34-40	7-17	20-10	2-10
2/12 LSU	42-26	29-19	8-16	18-8
2/15 Vandy	50-32	29-18	18-8	21-12
2/19 at Ark.	30-26	13-14	9-13	8-6
Averages	39.7-22.6	18.0-12.5	15.4-8.7	12.3-4.7

Trademark TM

After elevating her game last season, junior guard Tiffany Mitchell continues to insert herself in national player of the year talk with her versatility.

Last season, Mitchell was the only player to appear in the rankings for scoring, rebounding, assists and steals in SEC action. The one weapon she frequently kept in check was her 3-point shooting.

This season, the junior has established herself as one of the most accurate 3-point shooters in the country, hitting 45.6 percent. Her heightened accuracy was on full display against San Diego State (Nov. 23) when her 6-of-6 effort from 3 was the best perfect game in program history. She went on to match her career high with six 3s at Hampton as well, those coming on eight attempts.

While Mitchell is fifth in the SEC with 1.8 made 3s per game, her emergence in that role has not thwarted development in the rest of her game as she ranks in third in both field goal percentage (.521) and free throw percentage (.843).

Double Trouble

One of sophomore Alaina Coates' goals this season focuses around posting double-doubles, taking to heart her head coach's quip that the 6-foot-4 center is a "walking double-double." Ranking 31st in the nation with an SEC-best 11 this season, the Irmo, S.C., native has 21 career double-doubles through 59 games, tying her for ninth in school history in the category.

Five of this season's 11 have come in SEC action, which is one shy of the program record of six set by Marsha Williams in 1991-92. Her 10 career SEC double-doubles is just one shy of Williams' career record of 11.

Starters vs. Bench Points

	SC Starters	Opp. Starters	SC Bench	Opp. Bench
11/15 USC	55	36	15	25
11/20 Clem.	54	27	45	14
11/23 SDSU	36	17	53	21
11/27 vs. Wisc.	28	37	39	7
11/28 vs. Syr.	37	55	30	8
12/1 NCCU	48	18	42	8
12/4 Char.	41	53	41	8
12/7 at Duke	34	33	17	17
12/14 Sav. St.	51	44	60	5
12/17 at HU	33	48	36	1
12/20 vs. CMU	46	29	34	16
12/21 vs. LU	43	32	41	12
1/2 Aub.	38	20	39	38
1/4 at LSU	28	35	47	16
1/8 at Ala.	47	25	55	34
1/11 Ky.	53	40	15	20
1/15 at MU	37	40	23	9
1/19 at Florida	30	19	47	23
1/26 TAMU	38	53	41	8
1/29 Ala.	37	41	48	13
2/1 at Miss.	34	40	43	19
2/5 at Ga.	25	19	33	16
2/9 at UConn	44	82	18	5
2/12 LSU	37	58	49	4
2/15 Vandy	38	35	51	24
2/19 at Ark.	39	53	34	3
Averages	39.7	38.0	38.3	15.4

Hometown Hero

The Class of 2014's No. 1 recruit out of Heathwood Hall, A'ja Wilson is second on the team in scoring, ranking 10th in the SEC in at 13.9 ppg, and has been the Gamecocks' top scorer a team-high 12 times. She is the only freshman to rank among the SEC's top 20 scorers and rebounders – standing ninth in both categories. Only Mississippi State's Victoria Vivian (15.0 ppg) out-scores Wilson among SEC freshmen. Wilson also adds a top-five blocked shots average (1.5) to her resume.

Wilson is the only freshman on either the Wooden Award Late-Season Top 20 or the Naismith Midseason Top 30. She has earned SEC Freshman of the Week five times, tying the league record, and was the USBWA's first ever Freshman of the Week (games Dec. 1-7).

Miscellaneous Stats

Double-Doubles	2014-15	Career	Record
Alaina Coates	11	21	20-1
A'ja Wilson	4	4	4-0
Aleighsa Welch	1	20	17-3
Elem Ibiam	1	2	1-1
Tiffany Mitchell	0	4	4-0

20+ Points	2014-15	Career	Record
Tiffany Mitchell	4	12	12-0
A'ja Wilson	4	4	4-0
Alaina Coates	2	8	7-1
Bianca Cuevas	1	1	1-0
Elem Ibiam	1	1	1-0
Aleighsa Welch	0	5	3-2

10+ Points	2014-15	Career	Record
A'ja Wilson	22	22	21-1
Tiffany Mitchell	22	67	59-8
Alaina Coates	16	39	37-2
Aleighsa Welch	12	73	61-12
Elem Ibiam	7	32	28-4
Bianca Cuevas	7	7	7-0
Asia Dozier	3	12	11-1
Khadijah Sessions	3	18	17-1
Tina Roy	2	9	8-1
Jatarie White	2	2	2-0
Tiffany Davis	0	1	1-0

10+ Rebounds	2014-15	Career	Record
Alaina Coates	13	24	23-1
Aleighsa Welch	4	6	23-3
A'ja Wilson	4	4	4-0
Elem Ibiam	1	4	5-2
Tiffany Mitchell	0	7	6-1
Asia Dozier	0	1	1-0

5+ Assists	2014-15	Career	Record
Khadijah Sessions	4	9	9-0
Bianca Cuevas	4	4	4-0
Tina Roy	3	5	5-0
Tiffany Mitchell	1	8	8-0
Aleighsa Welch	1	2	2-0
Asia Dozier	0	8	8-0
Olivia Gaines	0	1	1-0

5+ Steals	2014-15	Career	Record
Tiffany Mitchell	3	8	8-0
Tiffany Davis	0	1	1-0

5+ Blocks	2014-15	Career	Record
Alaina Coates	1	3	3-0
Elem Ibiam	0	7	7-0
Aleighsa Welch	0	2	2-0

South Carolina's Record When...

	SEC	All		SEC	All
Record.....	13-0	25-1	No South Carolina players foul out	11-0	21-1
Playing a ranked opponent.	3-0	5-1	One or more SC players foul out.....	2-0	4-0
Playing at home	6-0	12-0	Having 20 or more assists.....	3-0	11-0
Playing on the road	7-0	9-1	Having less than 20 assists.....	10-0	14-1
Playing at neutral site	0-0	4-0	Scoring more pts. in paint than opponent	13-0	24-0
Leading at half	12-0	22-0	Scoring equal/less pts. in paint than opp.	0-0	1-1
Trailing at half	1-0	3-1	Scoring more pts. off TOs than opponent	8-0	17-0
Tied at half	0-0	0-0	Scoring equal/less pts. off TOs than opp.	5-0	8-1
Playing an overtime game	0-0	0-0	Scoring more 2nd-chance pts.	8-0	17-1
0 players score in double figures	0-0	0-0	Scoring equal/less 2nd-chance pts.....	5-0	8-0
1 player scores in double figures	0-0	0-0	Scoring more fast break pts.....	12-0	20-0
2 players score in double figures	4-0	6-0	Scoring equal/less fast break pts.....	1-0	5-1
3 players score in double figures	4-0	5-1	Wearing white uniforms	5-0	15-0
4 players score in double figures	2-0	6-0	Wearing black uniforms	7-0	9-1
5 players score in double figures	2-0	6-0	Wearing pink uniforms	1-0	1-0
More than 5 players in double figures.....	1-0	2-0	Playing in tournaments/classics		4-0
Starters out-score opponent's starters	6-0	14-0	Playing on live television	11-0	14-1
Opponent's starters score equal/more	7-0	11-1	Playing in November.....		5-0
Bench out-scores opponent's bench	12-0	22-1	Playing in December		7-0
Opponent's bench scores equal/more.....	1-0	3-0	Playing in January	8-0	8-0
SC Starters out-score SC Bench.....	3-0	10-1	Playing in February	5-0	5-1
SC Bench out-scores/ties SC Starters.....	10-0	15-0	Playing in March.....	0-0	0-0
Shooting 50% or better	6-0	12-0	Playing during the day.....	4-0	9-0
Shooting between 40-49%	4-0	8-0	Playing at night	9-0	16-1
Shooting between 30-39%	3-0	5-1	Playing on Sunday.....	4-0	8-0
Shooting less than 30%	0-0	0-0	Playing on Monday.....	2-0	3-1
Opponent shoots 50% or better	0-0	0-1	Playing on Tuesday.....	0-0	0-0
Opponent shoots between 40-49%	3-0	4-0	Playing on Wednesday.....	0-0	1-0
Opponent shoots between 30-39%	7-0	15-0	Playing on Thursday.....	6-0	9-0
Opponent shoots less than 30%	3-0	6-0	Playing on Friday	1-0	2-0
Shooting better than opponent.....	12-0	23-0	Playing on Saturday.....	0-0	2-0
Shooting worse than/equal to opponent	1-0	2-1	Margin is less than 5 pts.	0-0	2-0
Having more FTs made than opponent	11-0	19-0	Margin is between 5-9.....	1-0	2-0
Having equal/less FTs made than opponent	2-0	6-1	Margin is between 10-19.....	5-0	5-0
Out-rebounding opponent.....	13-0	23-1	Margin is 20 pts. or more	7-0	16-1
Having equal/less rebounds than opponent	0-0	2-0	Having a 20-pt. scorer	5-0	9-0
Having more TOs than opponent	7-0	9-1	Having a 30-pt. scorer	0-0	0-0
Having equal or less TOs than opponent.....	6-0	16-0	Scoring 49 points or less.....	0-0	0-0
Attempting more FT than 3FG.....	12-0	21-1	Scoring 50-59 points.....	1-0	2-0
Attempting equal/less FT than 3FG	1-0	4-0	Scoring 60-69 points.....	2-0	5-1
Making 5 or more 3FGs.....	6-0	14-1	Scoring 70-79 points.....	6-0	7-0
Making less than 5 3FGs.....	7-0	11-0	Scoring 80-89 points.....	5-0	7-0
Making no 3 FGs.....	0-0	0-0	Scoring 90-99 points.....	0-0	2-0
Attempting 15 or more 3FGs.....	6-0	12-0	Scoring 100 points or more	1-0	2-0
Attempting less than 15 3FGs.....	7-0	13-1			

The Last Time...

Individual

Scored 50 Points

South Carolina	51, Jocelyn Penn vs. Stetson, 1/4/03
Opponent	Never

Scored 40 Points

South Carolina	51, Jocelyn Penn vs. Stetson, 1/4/03
Opponent	46, Cornelia Gayden, LSU, 1/14/95

Scored 30 Points

South Carolina	30, Ieasia Walker vs. Clemson, 11/18/10
Opponent	32, LaQueta Ferguson, Florida International, 11/25/07

Grabbed 20 Rebounds

South Carolina	25, Kelsey Bone vs. Boston University, 12/28/09
Opponent	24, Courtney Paris, Oklahoma, 12/30/07

Grabbed 15 Rebounds

South Carolina	16, Alaina Coates vs. CSU Northridge, 3/23/14
Opponent	17, Briana Day, Syracuse, 11/28/14

Two Players with 20 or More Points

South Carolina	Tiffany Mitchell 20/A'ja Wilson 20 vs. Vanderbilt, 2/15/15
Opponent	Kaleena Mosqueda-Lewis 23/Breanna Stewart 22 at UConn, 2/9/15

Two Players with 10 or More Rebounds

South Carolina	Alaina Coates 14/A'ja Wilson 10 vs. Auburn, 1/2/15
Opponent	Shela Boykin 12/Danielle Ballard 12, LSU, 2/12/15

Had 10 Assists

South Carolina	10, Tina Roy vs. Savannah State, 12/14/14
Opponent	11, Marneshia Richard, Mississippi State, 1/21/07

Had Five Steals

South Carolina	5, Tiffany Mitchell at Arkansas, 2/19/15
Opponent	5, Danielle Ballard, LSU, 2/12/15

Had Five Blocked Shots

South Carolina	5, Alaina Coates vs. Alabama, 1/29/15
Opponent	5, Breanna Stewart, at UConn, 2/9/15

Had a Double-Double

South Carolina	Alaina Coates (14 pts/11 rebs) at Arkansas, 2/19/15
Opponent	Sheila Boykin (12 pts/12 rebs), Danielle Ballard (16 pts/12 rebs), LSU, 2/12/15

Two Players had a Double-Double

South Carolina	Alaina Coates (11 pts/14 rebs)/A'ja Wilson (12 pts/10 rebs) vs. Auburn, 1/2/15
Opponent	Sheila Boykin (12 pts/12 rebs)/Danielle Ballard (16 pts/12 rebs), LSU, 2/12/15

Three Players had a Double-Double

South Carolina	Ashley Bruner (16 pts/12 rebs)/Aleighsa Welch (16 pts/ 11 rebs)/Elem Ibiam (12 pts/10 rebs) vs. Kansas, 3/25/13
Opponent	Merlakia Jones (26 pts/10 rebs)/Takilya Davis (19 pts/13 rebs)/DeLisha Milton (14 pts/15 rebs), at Florida, 2/20/94

Had a Triple-Double

South Carolina	Iva Sliskovic (18 pts, 15 rebs, 10 assts) vs. High Point, 12/20/06
Opponent	Never

Team

Scored 100 Points

South Carolina	102 vs. North Carolina A&T, 3/21/08
Opponent	103, Clemson, 11/21/03

Won by 30 or More Points

South Carolina	89-59 (30) vs. Vanderbilt, 2/15/15
Opponent	66-34 (32), Georgia, 3/4/11

Shot 65% or Better from the Field

South Carolina	.652 (45-69) vs. East Tennessee State, 12/19/00
Opponent	Never

Shot 60% or Better from the Field

South Carolina	.603 (35-58) vs. NC Central, 12/1/14
Opponent	.604 (29-48), Vanderbilt, 1/18/01

Shot 50% or Better from the Field

South Carolina	.521 (25-48) at Arkansas, 2/19/15
Opponent	.554 (31-56), at UConn, 2/9/15

No Players in Double-Figure Points

South Carolina	at Auburn, 1/19/12
Opponent	at Georgia, 2/5/15

Five Players in Double-Figure Points

South Carolina	at Ole Miss, 2/1/15
Opponent	Arkansas, 2/14/10

More Than Five Players in Double-Figure Points

South Carolina	6 at Alabama 1/8/15
Opponent	6 at Georgia, 2/13/03

Faced AP Top-25 Opponent

Win	58-35 at No. 22 Georgia, 2/5/15
Loss	87-62 at No. 2 UConn, 2/9/15

Faced AP Top-10 Opponent

Win	68-60 vs. No. 10 Kentucky, 1/11/15
Loss	87-62 at No. 2 UConn, 2/9/15

Faced AP Top-5 Opponent

Win	55-50 vs. No. 5 Kentucky, 1/24/13
Loss	87-62 at No. 2 UConn, 2/9/15

Faced AP No. 1 Team

Win	Never
Loss	49-53 vs. No. 1 Stanford, 12/19/12

Overtime Game

Win	58-55 vs. Drexel, 11/28/12
Loss	65-57 at Texas A&M, 1/16/14

Double-Overtime Game

Win	92-91 at Florida State, 2/4/91
Loss	92-94 at Clemson, 11/19/09

South Carolina Was Ranked (AP Poll)

No. 1	2/9/15
Top 10	No. 2, 2/16/15
Top 25	No. 2, 2/16/15

2014-15 Team High/Low

South Carolina Highs	South Carolina Lows	Category	Opponent Lows	Opponent Highs
111 vs. Savannah State, 12/14	51 at Duke, 12/7	Points in Game	26, NC Central, 12/1	87, at UConn, 2/9/15
60 (1st) vs. Savannah State, 12/14	17 (1st) at Duke, 12/7	Points in Half	10 (2nd), NC Central, 12/1	47 (1st) at UConn, 2/9/15
38 vs. Savannah State, 12/14	20 at Duke, 12/7	Field Goals Made	10, NC Central, 12/1	31 at UConn, 2/9/15
38 vs. Clemson, 11/20				
72 vs. Central Michigan, 12/20	48 at Arkansas, 2/19	Field Goal Attempts	45, NC Central, 12/1	70, vs. LSU, 2/12
72 vs. Clemson, 11/20				70, at Florida, 1/19
.638 (37-58) at Alabama, 1/8	.338 (23-68) vs. Kentucky, 1/11	FG Percentage	.207 (12-58) at Georgia, 2/5	.554 (31-56), at UConn, 2/9/15
11 at Alabama, 1/8	1 vs. Texas A&M, 1/26	3-Point FG Made	1, vs. LSU, 2/12	8, at UConn, 2/9/15
	1 vs. Savannah State, 12/14		1, at Florida, 1/15	
			1, at LSU, 1/4	
			1, Savannah State, 12/14	
28 vs. C. of Charleston, 11/14	4 vs. Texas A&M, 1/26	3-Point FG Attempts	4, Vanderbilt, 2/15	22, at Missouri, 1/15
				22, Syracuse, 11/28
.583 (7-12) vs. LSU, 2/12	.125 (1-8) vs. Savannah St., 12/14	3-Point FG Percentage	.067 (1-15), at Florida, 1/19	.727 (8-11), at UConn, 2/9/15
34 vs. Savannah State, 12/14	3 vs. Central Michigan, 12/20	Free Throws Made	3, Texas A&M, 1/26	17, at UConn, 2/9/15
			3, at Florida, 1/19	17, at Alabama, 1/8
			3, Clemson, 11/20	
47 vs. Savannah State, 12/14	9 vs. Central Michigan, 12/20	Free Throw Attempts	4, at Florida, 1/19	23, at UConn, 2/9/15
.850 (17-20) at Alabama, 1/8	.333 (3-9) vs. Central Mich., 12/20	FT Percentage	.364 (8-22) at Ole Miss, 2/1	1.000 (6-6), Liberty, 12/21
56 vs. Savannah State, 12/14	30 at Alabama, 1/8	Rebounds	20, Charlotte, 12/4	50, Syracuse, 11/28
26 vs. NC Central, 12/1	6 at Missouri, 1/15	Assists	2, NC Central, 12/1	18, at UConn, 2/9/15
21 vs. NC Central, 12/1	2 at Hampton, 12/17	Steals	1, Wisconsin, 11/27	13, at LSU, 1/4
11 at Arkansas, 2/15	1 at UConn, 2/9/15	Blocked Shots	0, at Ole Miss, 2/1	9, Liberty, 12/21
	1 vs. San Diego St., 11/23		0, at Missouri, 1/15	
23 at LSU, 1/4	5 vs. Syracuse, 11/28	Turnovers	10, at Hampton, 12/17	29, San Diego St., 11/23
20 vs. Texas A&M, 1/26	7 vs. Central Michigan, 12/20	Fouls	11, at UConn, 2/9/15	32, at Ole Miss, 2/1
	7 vs. San Diego St., 11/23			
	7 vs. Clemson, 11/20			

2014-15 Individual Superlatives

Category	South Carolina	Opponent
Points in Game	26 by A'ja Wilson vs. LSU, 2/12	26 by Hasina Muhammad, Auburn, 1/2
Points in Half	15 (1st) by Tiffany Mitchell vs. Vanderbilt, 2/15 15 (1st) by Tiffany Mitchell vs. Syracuse, 11/28	18 (2nd) by Hasina Muhammad, Auburn, 1/2
Field Goals Made	8 by Tiffany Mitchell vs. Vanderbilt, 2/15 8 by Aleighsa Welch at UConn, 2/9 8 by Tiffany Mitchell at Florida, 1/19 8 by Tiffany Mitchell at Missouri, 1/15 8 by A'ja Wilson vs. Savannah State, 12/14 8 by A'ja Wilson vs. Charlotte, 12/4 8 by Aleighsa Welch vs. Clemson, 11/20	9 by Crystal Bradford, Central Michigan, 12/20
Field Goal Attempts	17 by Aleighsa Welch at UConn, 2/9 17 by A'ja Wilson vs. Auburn, 1/2	21 by Danielle Ballard, LSU, 2/12 21 by Courtney Williams, Texas A&M, 1/26 21 by Brianna Butler, Syracuse, 11/28
FG Percentage	1.000 (7-7) by Elem Ibiam vs. Charlotte, 12/4	1.000 (5-5) by Drew Edelman, Southern Cal, 11/15
3-Point FG Made	6 by Tiffany Mitchell at Hampton, 12/17 6 by Tiffany Mitchell vs. San Diego State, 11/23	5 by Kaleena Mosqueda-Lewis, at UConn, 2/9
3-Point FG Attempts	9 by Tina Roy vs. Syracuse, 11/28	10 by Brianna Butler, Syracuse, 11/28
3-Point FG Percentage	1.000 (6-6) by Tiffany Mitchell vs. San Diego State, 11/23	1.000 (3-3) by Calli Berna, at Arkansas, 2/15 1.000 (3-3) by Hillary Sigmon, Charlotte, 12/4
Free Throws Made	11 by A'ja Wilson vs. LSU, 2/12 11 by Tiffany Mitchell vs. Kentucky, 1/11	10 by Hasina Muhammad, Auburn, 1/2
Free Throw Attempts	15 by A'ja Wilson vs. LSU, 2/12	11 by Breanna Stewart, at UConn, 2/9 11 by Meoshonti Knight, at Alabama, 1/8 11 by Briana Day, Syracuse, 11/28
FT Percentage	1.000 (7-7) by Tiffany Mitchell at Arkansas, 2/15	1.000 (10-10) by Hasina Muhammad, Auburn, 1/2
Rebounds	14 by Aleighsa Welch, at Georgia, 2/5 14 by Aleighsa Welch, at Missouri, 1/15 14 by Alaina Coates vs. Auburn, 1/2	17 by Briana Day, Syracuse, 11/28
Assists	10 by Tina Roy vs. Savannah State, 12/14	9 by Alexis Peterson, Syracuse, 11/28
Steals	7 by Tiffany Mitchell vs. NC Central, 12/1	5 by Danielle Ballard, LSU, 2/12
Blocked Shots	5 by Alaina Coates vs. Alabama, 1/29/15	6 by Ashley Rininger, Liberty, 12/21
Turnovers	6 by A'ja Wilson at Georgia, 2/5 6 by Tiffany Mitchell vs. Southern Cal, 11/15	8 by Danielle Ballard, LSU, 2/12

Career Highs

Alaina Coates

Pts	24, 2x, last vs. Ole Miss, 1/30/14
FG	11 vs. Vanderbilt, 1/5/14
FGA	16 vs. Vanderbilt, 1/5/14
FG %	1.000 (7-7) vs. SC St., 12/22/13
FT	11 at San Diego St., 11/23/13
FTA	15 at San Diego St., 11/23/13
FT %	1.000 (9-9) vs. SC St., 12/22/13
Reb	17 vs. Kentucky, 1/9/14
Off Reb	7 vs. Kentucky, 1/9/14
Def Reb	13 vs. CSU Northridge, 3/23/14
Blk	5, 3x, last vs. Alabama, 1/29/15
Stl	3, 2x, last at Florida, 1/19/15
Asst	3, 2x, last vs. Texas A&M, 1/26/15
Min	30 vs. Southern Cal, 11/15/14

Biana Cuevas

Pts	21 at Ole Miss, 2/1/15
FG	7 at Georgia, 2/5/15
FGA	14 at Georgia, 2/5/15
FG %	.833 (5-6) at Hampton, 12/17/14
3FG	2, 4x, last at Georgia, 2/5/15
3FGA	6 vs. Clemson, 11/20/14
3FG %	.667 (2-3) at Hampton, 12/17/14
FT	9 at Ole Miss, 2/1/15
FTA	11 at Ole Miss, 2/1/15
FT %	1.000 (4-4) at Alabama, 1/8/15
Reb	4, 3x, last at Georgia, 2/5/15
Off Reb	3 vs. Alabama, 1/29/15
Stl	4, 2x, last vs. Savannah State, 12/14/14
Asst	5, 4x, last vs. Vanderbilt, 2/15/15
Min	24 at Ole Miss, 2/1/15

Tiffany Davis

Pts	11 vs. Ole Miss, 1/30/14
FG	3 vs. Savannah State, 12/28/13
FGA	6 vs. SC State, 12/22/13
FG %	1.000 (3-3) vs. Savannah St, 12/28/13
3FG	2, 3x, last vs. Ole Miss, 1/30/14
3FGA	5 vs. Winthrop, 12/20/13
3FG %	1.000 (2-2), 3x, last vs. Ole Miss, 1/30/14
FT	4 at Tennessee, 3/2/14
FTA	4 at Tennessee, 3/2/14
FT %	1.000 (4-4) at Tennessee, 3/2/14
Reb	6 at Arkansas, 1/2/14
Off Reb	2 vs. Arkansas, 2/9/14
Stl	5 vs. Elon, 11/9/12
Asst	3, 4x, last vs. SC St., 12/22/13
Min	30 at Arkansas, 1/2/14

Asia Dozier

Pts	16, 2x, at San Diego St., 11/23/13
FG	6, 2x, last at Alabama, 1/8/15
FGA	13 at San Diego St., 11/23/13
FG %	1.00 (4-4) at Kentucky, 2/14/13
3FG	4 at San Diego State, 11/23/13
3FGA	10 at San Diego St., 11/23/13
3FG %	1.000 (2-2), 2x, last vs. Savannah St, 12/28/13
FT	4, 2x, last vs. Oregon St., 3/25/14
FTA	7 vs. Elon, 11/9/12
FT %	1.000 (4-4) vs. Oregon State, 3/25/14
Reb	10 vs. Elon, 11/9/12
Off Reb	4 vs. Elon, 11/9/12
Stl	2, 7x, last at Alabama, 1/8/15
Asst	6, 2x, last vs. Georgia, 3/7/14
Min	40 at Arkansas, 1/2/14

Kaydra Duckett

Pts	2, 2x, last vs. Savannah State, 12/14/14
FGA	3 vs. Savannah State, 12/14/14
FT	2 vs. Savannah State, 12/14/14
FTA	2 vs. Savannah State, 12/14/14
FT %	1.000 (2-2) vs. Savannah State, 12/14/14
Reb	4 vs. Savannah State, 12/14/14
Stl	1, 3x, last at UConn, 2/9/15
Asst	1, 2x, last vs. Savannah State, 12/14/14
Blk	1, 2x, last vs. Central Michigan, 12/20/14
Min	7 vs. Savannah State, 12/14/14

India Farmer

Pts	3, 2x, last vs. Alabama, 1/19/14
FG	1, 2x, last vs. Alabama, 1/19/14
FGA	3 vs. NC Central, 12/2/13
FG %	.333 (1-3) vs. NC Central, 12/2/13
3FG	1, 2x, last vs. Alabama, 1/19/14
3FGA	2 vs. NC Central, 12/2/13
3FG %	.500 (1-2) vs. NC Central, 12/2/13
FT	2 at Florida, 1/19/15
FTA	2, 2x, last, at Florida, 1/19/15
FT %	1.000 (2-2) at Florida, 1/19/15
Reb	3 vs. NC Central, 12/2/13
Off Reb	1, 3x, last vs. Clemson, 11/20/14
Min	11 vs. NC Central, 12/2/13

Olivia Gaines

Pts	7 vs. Savannah State, 12/28/13
FG	3 vs. Savannah State, 12/28/13
FGA	5 vs. Liberty, 12/21/14
FG %	1.000 (2-2) at Texas A&M, 1/16/14
FT	3 vs. Arkansas, 2/9/14
FTA	3 vs. Arkansas, 2/9/14
FT %	1.000 (3-3) vs. Arkansas, 2/9/14
Reb	5, 2x, last vs. Clemson, 11/20/14
Off Reb	3, 2x, last vs. Clemson, 11/20/14
Stl	3, 2x, last vs. Liberty, 12/21/14
Asst	5 vs. Charleston Sthrn., 11/8/13
Min	23 vs. Alabama, 1/19/14

Elem Ibiam

Pts	21 vs. Savannah State, 12/14/14
FG	8 vs. Alabama, 3/7/13
FGA	14 at Charlotte, 12/8/13
FG %	1.000 (7-7), 2x, last vs. Charlotte, 12/4/14
FT	7 vs. Savannah State, 12/14/14
FTA	10 vs. Louisiana Tech, 11/10/13
FT %	1.00 (4-4) vs. Alabama, 1/19/14
Reb	12, 2x, last vs. Central Michigan, 12/20/14
Off Reb	6, 2x, last vs. Central Michigan, 12/20/14
Def Reb	10 at Texas A&M, 1/16/14
Blk	7 at Mississippi State, 2/6/14
Stl	2, 5x, last vs. North Carolina, 12/18/13
Asst	3 vs. South Dakota St., 3/23/13
Min	34 at Texas A&M, 1/16/14

Tiffany Mitchell

Pts	25 vs. Georgia, 2/27/14
FG	8, 5x, last vs. Vanderbilt, 2/15/15
FGA	17 vs. Tennessee, 1/3/13
FG %	.857 (6-7) vs. Savannah State, 12/14/14
3FG	6, 2x, last at Hampton, 12/17/14
3FGA	8, 2x, last at Hampton, 12/17/14
3FG %	1.000 (6-6) vs. San Diego State, 11/23/14
FT	13 vs. CSU Northridge, 3/23/14
FTA	17 vs. CSU Northridge, 3/23/14
FT %	1.000 (10-10) vs. Georgia, 2/27/14
Reb	11, 5x, last at Arkansas, 1/2/14
Off Reb	6 at Florida, 1/20/13
Blk	3 at Arkansas, 2/19/15
Stl	7 vs. NC Central, 12/1/14
Asst	9 at San Diego State, 11/23/13
Min	40 vs. Syracuse, 11/28/14

Tina Roy

Pts	15 vs. Presbyterian, 11/27/11
FG	5, 3x, last vs. Kentucky, 1/9/14
FGA	12 vs. Georgia, 3/2/12
FG %	1.000 (4-4) at Alabama, 1/8/15
3FG	5 vs. Presbyterian, 11/27/11
3FGA	9, 3x, last vs. Syracuse, 11/28/14
3FG %	1.000 (3-3) at Alabama, 1/8/15
FT	4 at Southern Cal, 11/25/13
FTA	4, 4x, last vs. Georgia, 2/27/14
FT %	1.000 (4-4) at Southern Cal, 11/25/13
Reb	8 at Mississippi State, 2/6/14
Off Reb	3, 2x, last vs. CSU Northridge, 3/23/14
Stl	3 vs. Southern Cal, 11/15/14
Asst	10 vs. Savannah State, 12/14/14
Min	31 vs. Vanderbilt, 1/5/14

Khadijah Sessions

Pts	19 vs. Auburn, 2/3/13
FG	6, 2x, last vs. Seton Hall, 11/17/13
FGA	15 at Missouri, 2/28/13
FG %	.833 (5-6) vs. LSU, 2/12/15
3FG	3, 3x, last vs. Kentucky, 1/11/15
3FGA	6, 3x, last vs. Kentucky, 1/11/15
3FG %	1.00 (3-3) at Kentucky, 2/20/14
FT	8 vs. Auburn, 2/3/13
FTA	12 vs. Missouri, 2/2/14
FT %	1.00 (5-5) at Kentucky, 2/20/14
Reb	6 vs. Clemson, 11/20/14
Off Reb	3 at Missouri, 2/28/13
Stl	4, 9x, last at Arkansas, 2/19/15
Asst	8 vs. NC Central, 12/1/14
Min	37 at Southern Cal, 11/25/13

Aleighsa Welch

Pts	23 vs. N. Carolina, 12/18/13
FG	10 at Kentucky, 2/20/14
FGA	19 at Tennessee, 3/2/14
FG %	1.000 (6-6), 2x, last vs. Auburn, 1/2/15
FT	10 at Xavier, 11/30/11
FTA	15 at Xavier, 11/30/11
FT %	1.00 (4-4) at Seton Hall, 12/2/12
Reb	17 vs. C. of Charleston, 11/14/13
Off Reb	9 at Georgia, 2/5/15
Def Reb	10, 2x, last at Missouri, 1/15/15
Blk	5, 2x, last at Kentucky, 2/20/14
Stl	3, 4x, last at Clemson, 11/20/13
Asst	5, 2x, last vs. LSU, 2/12/15
Min	43 at Texas A&M, 1/6/14

Jatarie White

Pts	11 vs. Clemson, 11/20/14
FG	5 vs. Clemson, 11/20/14
FGA	12 vs. Clemson, 11/20/14
FG %	.600 (3-5) vs. San Diego State, 11/23/14
FT	2 vs. Wisconsin, 11/27/14
FTA	4 at Florida, 1/19/15
FT %	.667 (2-3) vs. Wisconsin, 11/27/14
Reb	7 at Georgia, 2/5/15
Off Reb	3, 2x, last vs. Kentucky, 1/11/15
Def Reb	7 at Georgia, 2/5/15
Blk	2 at Georgia, 2/5/15
Asst	2, 2x, last vs. LSU, 2/12/15
Min	22 vs. San Diego St., 11/23/14

A'ja Wilson

Pts	26 vs. LSU, 2/12/15
FG	8, 2x, last vs. Savannah State, 12/14/14
FGA	17 vs. Auburn, 1/2/15
FG %	.800 (8-10) vs. Savannah State, 12/14/14
FT	11 vs. LSU, 2/12/15
FTA	15 vs. LSU, 2/12/15
FT %	.909 (10-11) vs. Vanderbilt, 2/15/15
Reb	13 at LSU, 1/4/15
Off Reb	5, 2x, last vs. LSU, 2/12/15
Def Reb	10 at LSU, 1/4/15
Blk	3, 6x, last at Arkansas, 2/19/15
Stl	3, 4x, last vs. Central Michigan, 12/20/14
Asst	3, 3x, last at Alabama, 1/29/15
Min	28 vs. Kentucky, 1/11/15



DAWN STALEY

7th Season at South Carolina Virginia, 1992

When three-time Olympic gold medalist Dawn Staley took the reins of the University of South Carolina women's basketball program on May 10, 2008, the Gamecocks' stature immediately rose not just in the Southeastern Conference but on the national stage as well. Building on a foundation of hard work, defensive effort and a "team first" mentality, South Carolina began to realize those expectations in 2011-12. The team's now four consecutive 25-win seasons mark the most successful four-year stretch in program history. The steady improvement of the team was capped the 2013-14 squad's 29-win effort that included the program's first SEC regular-season championship and No. 1 seed in the NCAA Tournament as well as the Gamecocks' second NCAA Sweet 16 appearance in three seasons. Continuing the program's progression in 2014-15, Staley became just the second woman in college basketball history to both play for and coach a No. 1-ranked team, joining Baylor's Kim Mulkey in the elite category. Staley's Virginia team was ranked No. 1 for a total of 24 weeks spanning her junior and senior seasons. She has led the Gamecocks to 12 weeks in the top spot in the Associated Press poll so far.

In her 14 seasons as a head coach, Staley has amassed a 318-152 record, including her 146-72 slate in six seasons at South Carolina. She has led her teams to nine 20-win seasons, a total of 11 postseason appearances (two WNIT), highlighted by the Gamecocks' pair of Sweet 16 appearances and 14 weeks in the Associated Press top 10, including four in the top five. The future continues to brighten as the nation's top recruits make Columbia, S.C., a highly coveted destination. Consistently signing the top players in the state, Staley's 2014 group illustrated the seeds her staff had been sowing since its arrival as the No. 1 recruit in the class joined two other top-35 entries among the five-member class that was ranked No. 2 in the nation.

While her coaching career is blossoming, Staley is still recognized for her body of work as a one of the most decorated participants in United States women's basketball history. The Naismith Memorial Basketball Hall of Fame solidified her legacy with her enshrinement into the Hall as part of the Class of 2013. The Phoenix Club of Philadelphia established the Dawn Staley Award recognizing the nation's top guard in women's Division I basketball in 2013 as well. Staley was inducted into the Women's Basketball Hall of Fame as part of the Class of 2012 and was one of the final nominees for induction to the U.S. Olympic Hall of Fame the same year. In the summer of 2011, the WNBA recognized her as one of the league's "Top 15," honoring the most influential players in the league's history.

At the helm of the Gamecocks over the last six seasons, Staley has been named National Coach of the Year (2014, Basketball Times), Naismith National Coach of the Year Finalist (2014), SEC Coach of the Year (2014, Coaches and AP) and BCA Female Coach of the Year (2012). She has coached an All-American, 12 All-SEC selections, five SEC All-Freshman team selections, an SEC Player of the Year, an SEC Sixth Player of the Year, an SEC Defensive Player of the Year and two SEC Freshmen of the Year. South Carolina's 29 wins in 2013-14 were one shy of the overall school record, breaking the best mark since joining the SEC of 25 set in 2011-12 and tied in 2012-13. The Gamecocks have won more SEC games than the season before in each of Staley's last five seasons, and her 52 SEC victories are more than any other Gamecock coach and account for 44.8 percent of the program's total 116 league wins. She has helped the Gamecocks to three of the program's four top-four finishes in the SEC, including the first regular-season championship in 2013-14.

Year-by-Year Coaching Record

Year	School	Record	Conf. Rec.	Conf. Finish	Postseason
2000-01	Temple	19-11	11-5	2nd East	WNIT
2001-02	Temple	20-11	12-4	2nd East	A-10 Tourn. Champ./NCAA 1st Round
2002-03	Temple	14-15	9-7	2nd East	
2003-04	Temple	21-10	14-2	1st East	A-10 Tourn. Champ./NCAA 1st Round
2004-05	Temple	28-4	16-0	1st East*	A-10 Tourn. Champ./NCAA 2nd Round
2005-06	Temple	24-8	12-4	3rd	A-10 Tourn. Champ./NCAA 1st Round
2006-07	Temple	25-8	13-1	2nd	NCAA 2nd Round
2007-08	Temple	21-13	12-2	T-1st	NCAA 1st Round
2008-09	South Carolina	10-18	2-12	11th	
2009-10	South Carolina	14-15	7-9	T-7th	
2010-11	South Carolina	18-15	8-8	T-5th	WNIT 2nd Round
2011-12	South Carolina	25-10	10-6	T-4th	NCAA Sweet 16
2012-13	South Carolina	25-8	11-5	T-4th	NCAA 2nd Round
2013-14	South Carolina	29-5	14-2	1st	NCAA Sweet 16
2014-15	South Carolina	25-1	13-0		
Career	15th season	318-152	164-67		
At SC	7th season	146-72	65-42		

HEAD COACH

Coaching Highlights

College

- 9 NCAA Tournament Appearances (3 at South Carolina)
- 9 20-Win Seasons (3 at South Carolina)
- 2 Regular-Season Conference Titles (SEC 2014; A-10 2008)
- Naismith National Coach of the Year Finalist (2014)
- Basketball Times National Coach of the Year (2014)
- Two-time WBCA Region Coach of the Year (Region 3 2014; Region 1 2005)
- Three-time Conference Coach of the Year (SEC 2014; A-10 2004, 2005)

USA Basketball

- Senior National Team Asst. Coach (2006-08, 2014-16) – FIBA World Championship gold medal (2014), Beijing Olympics gold medal (2008), FIBA Americas Championship gold medal (2007), FIBA World Championship bronze medal (2006)
- U18 National Team Head Coach – FIBA U18 Americas Championship gold medal (2014)
- Select Team Court Coach (Summer 2012)

Playing Highlights

U.S. Professional – 11 seasons

- Five-time WNBA All-Star (2001, 2002, 2003, 2005, 2006)
- Two-time ABL All-Star (1997, 1998)
- WNBA All-Decade Team

USA Basketball

- Three-time Olympic gold medalist (1996, 2000, 2004)
- Flag bearer for U.S. in Olympic Games Opening Ceremony (2004)
- Two-time USA Basketball Female Athlete of the Year (1994, 2004)

College – Virginia (1989-92)

- Three-time Kodak All-America (1990, 1991, 1992)
- Honda-Broderick Cup Award for Collegiate Female Athlete of the Year (1991)
- Two-time ACC Player of the Year (1991, 1992)
- NCAA Tournament Most Outstanding Player (1991)

Other Notables

- Naismith Memorial Basketball Hall of Fame, Class of 2013
- Order of the Palmetto Recipient (2013)
- Women's Basketball Hall of Fame, Class of 2012



ALAINA COATES

6-4 • Sophomore • Center
Irmo, S.C. • Dutch Fork

- Has started five games this season
- Tied for the SEC lead with 11 double-doubles this season, ranking 31st in the nation ... is fourth in the SEC in rebounds and 20th in scoring ... among top 10 in blocks (3rd, 1.6/gm) and offensive rebounds (10th, 2.8 gm)
- Has scored in double figures 16 times and posted double-digit rebounds 13 times
- Has been the team's top scorer twice – Southern Cal, at Alabama
- Has led team in rebounds 13 times – Southern Cal, Clemson, Wisconsin, Charlotte, at Duke, Savannah State, at Hampton, Auburn, at Florida, Texas A&M, Alabama, at Ole Miss, at Arkansas
- Scored on back-to-back possessions after the Razorbacks had pulled within 10 late in the second half at Arkansas (Feb. 19) as part of her 11th double-double of the season
- Needed just nine second-half minutes to score 12 of her total 14 points against Vanderbilt (Feb. 15)
- Owned the glass in second half against LSU (Feb. 12), grabbing seven of her eight boards in the final 20 minutes
- Hit all four free throw attempts on two possessions that sparked a 28-13 run to close the first half at Ole Miss (Feb. 1), turning an eight-point deficit into a seven-point halftime lead
- Matched her career high with five blocked shots against Alabama (Jan. 29)
- Had her best game against a ranked team this season with a double-double against #12/10 Texas A&M (Jan. 26), including nine points and six rebounds in second half to help deliver victory
- Dominated Florida's (Jan. 19) frontline on the glass for her fifth game of 13 or more rebounds
- Hit all six of her free throw attempts in final 2:00 at Missouri (Jan. 15) to seal Gamecocks' win
- Grabbed a pair of rebounds during game-changing 5-0 run midway through second half of win over #10/11 Kentucky (Jan. 11)
- Reeled in season-high 14 rebounds in SEC opener against Auburn (Jan. 2) with seven in each half en route to seventh double-double of the season
- Posted third-straight double-double against Central Michigan (Dec. 20), including 12 points in the second half
- After just six minutes of first-half play at Hampton (Dec. 17), posted 12 points and nine rebounds to hold off Lady Pirates in the second half en route to second-straight double-double
- Grabbed six of her team-high 10 rebounds at #9/8 Duke (Dec. 7) in the second half, including two defensive in the critical final two minutes of the comeback win
- Responded to coming off the bench against Charlotte (Dec. 4) with a double-double and a career-high three assists in 23 minutes

2014-15 Game-by-Game

Opponent	Date	GS	MIN	FG-A	3FG-A	FT-A	Reb	A	TO	B	S	TP
Southern Cal	11/15	*	30	6-8	0-0	6-6	4-9-13	0	1	2	0	18
Clemson	11/20	*	20	4-10	0-0	4-7	4-6-10	2	0	2	0	12
San Diego St.	11/23		18	5-8	0-0	0-1	2-3-5	0	1	0	0	10
vs. Wisconsin	11/27	*	17	3-7	0-0	1-4	4-5-9	0	0	1	0	7
vs. Syracuse	11/28	*	13	0-0	0-0	0-0	0-1-1	0	0	0	0	0
NC Central	12/1	*	21	4-7	0-0	1-2	0-5-5	1	1	2	0	9
Charlotte	12/4		23	4-7	0-0	7-10	5-8-13	3	1	2	0	15
at Duke	12/7		22	2-6	0-0	3-5	3-7-10	0	1	1	2	7
vs. Savannah St.	12/14		17	7-8	0-0	6-9	3-7-10	1	2	1	0	20
at Hampton	12/17		21	4-9	0-0	4-6	3-10-13	0	4	3	0	12
vs. C. Michigan	12/20		21	7-10	0-0	2-4	3-7-10	2	1	2	1	16
vs. Liberty	12/21		24	2-10	0-0	7-8	4-2-6	2	1	1	1	11
Auburn	1/2		20	3-4	0-0	5-9	5-9-14	0	0	1	1	11
at LSU	1/4		14	2-2	0-0	3-4	1-3-4	0	3	2	0	7
at Alabama	1/8		21	7-8	0-0	6-6	2-1-3	1	0	3	0	20
Kentucky	1/11		21	1-5	0-0	1-2	3-3-6	0	1	2	1	3
at Missouri	1/15		22	4-7	0-0	7-8	4-3-7	0	2	0	0	15
at Florida	1/19		21	3-5	0-0	0-1	2-11-13	1	3	2	3	6
Texas A&M	1/26		23	3-8	0-0	6-8	5-6-11	3	0	1	1	12
Alabama	1/29		25	5-7	0-0	4-5	1-9-10	1	3	5	1	14
at Ole Miss	2/1		24	2-5	0-0	6-7	5-5-10	1	2	2	1	10
at Georgia	2/5											
at UConn	2/9		19	3-6	0-0	0-0	2-1-3	1	1	1	0	6
LSU	2/12		19	1-7	0-0	4-4	2-6-8	1	4	2	0	6
Vanderbilt	2/15		17	6-9	0-0	2-3	2-1-3	1	1	1	0	14
at Arkansas	2/19		27	5-8	0-0	4-5	3-8-11	0	3	1	0	14

Career Stats at South Carolina

Year	GP	GS	Min	Avg	FG	FGA	Pct	3FG	FGA	Pct	FT	FTA	Pct	Off	Def	Tot	Avg	PF	FO	A	TO	Blk	Stl	Pts	Avg
2013-14	34	1	668	19.6	148	242	.612	0	0	—	121	185	.654	82	203	285	8.4	83	1	11	57	73	17	417	12.3
2014-15	25	5	520	20.8	93	171	.544	0	0	—	89	124	.718	72	136	208	8.3	42	0	21	36	40	12	275	11.0
Career Totals	59	6	1188	20.1	241	413	.584	0	0	—	210	309	.680	154	339	493	8.4	125	1	32	93	113	29	692	11.7

#41

Career Highlights

No. 25 Player in the Nation, espnW (2014-15)
 2015 Naismith Trophy Top 50 Watch List
 2015 Preseason All-SEC
 2014 SEC Co-6th Player of the Year (Coaches)
 2014 SEC Freshman of the Year (Coaches, AP)
 2014 Freshman All-America First Team (Full Court)
 2014 SEC All-Freshman Team
 2014 All-SEC Second Team (Coaches)
 5-time SEC Freshman of the Week

	Season	Career
Double-Double	11	21
20+ Points	2	8
10+ Points	16	39
10+ Rebounds	13	24
5+ Blocks	1	3
Tm-High Points	2	9
Tm-High Rebs.	13	31

Miscellaneous

Pts	24, 2x, last vs. Ole Miss, 1/30/14
Rebs.	17 vs. Kentucky, 1/9/14
Blks	5, 3x, last vs. Alabama, 1/29/15
Stls	3, 2x, last at Florida, 1/19/15
Assts	3, 2x, last vs. Texas A&M, 1/26/15
Min.	30 vs. Southern Cal, 11/15/14
FG	11 vs. Vanderbilt, 1/5/14
FT	11 at San Diego St., 11/23/13

Career Highs

Pts	20, 2x, last at Alabama, 1/8
Rebs.	14 vs. Auburn, 1/2
Blks	5 vs. Alabama, 1/29
Stls	3 at Florida, 1/19
Assts	3, 2x, last vs. Texas A&M, 1/26
Min.	30 vs. Southern Cal, 11/15
FG	7, 3x, last at Alabama, 1/8
FT	7, 3x, last at Missouri, 1/15

14-15 Season Highs

Pts	24, 2x, last vs. Ole Miss, 1/30/14
Rebs.	17 vs. Kentucky, 1/9/14
Blks	5, 3x, last vs. Alabama, 1/29/15
Stls	3, 2x, last at Florida, 1/19/15
Assts	3 vs. Texas A&M, 1/26/15
Min.	28 vs. Vanderbilt, 1/5/14
FG	11 vs. Vanderbilt, 1/5/14
FT	8, 2x, last vs. Georgia, 2/27/14

SEC Career Highs



BIANCA CUEVAS

5-6 • Freshman • Guard
Bronx, N.Y. • Nazareth Regional

- Played in every game this season
- Averaging 8.5 points in SEC play, besting her non-conference average of 4.5
- Has scored in double figures seven times, including one 20-point game
- Has been the team's top scorer twice - at Ole Miss, at Georgia
- Has led team in assists five times - San Diego State, vs. Central Michigan, at Florida, Alabama, Vanderbilt
- Countered tough shooting day against Vanderbilt (Feb. 15) by tying career high with five assists and swiping three steals
- Paced offense for second-straight game with 16 points at #22/21 Georgia (Feb. 5) with nine of those coming during 14-2 run the broke open 7-7 game
- Scored the last six points of the first half at Ole Miss (Feb. 1) in just one minute en route to 21 points, nearly double her previous career high points
- Handed out four of her career-high tying five assists against Alabama (Jan. 29) in the first half, her highest total in SEC action
- Scored seven of her 11 points at Florida (Jan. 19) during a 14-4 second-half run
- Added three free throws to the late-game effort in win at Missouri (Jan. 15)
- Scored six of her 10 points against Auburn (Jan. 2) during 14-4 first-half run and added three during second-half rally after Tigers got within eight points with 12 minutes to play
- Dished out three of her four assists in just 10 minutes of first-half action against Central Michigan (Dec. 20)
- Scored eight of her 12 points at Hampton (Dec. 17) in the second half, including a pair of 3s during key run late in the game
- Swiped four steals against Savannah State (Dec. 14), including three in a two-minute span midway through the first half to help Gamecocks build an insurmountable lead
- Handed out five assists against NC Central (Dec. 1), her second time this season
- Posted 11 points against San Diego State (Nov. 23) while leading team with five assists and four steals as well
- Strong outing against Clemson (Nov. 20) with no turnovers and a pair of 3s
- Came off the bench to play five minutes against Southern Cal (Nov. 15)

2014-15 Game-by-Game

Opponent	Date	GS	MIN	FG-A	3FG-A	FT-A	Reb	A	TO	B	S	TP
Southern Cal	11/15	5	0-3	0-2	0-1	0-1-1	0	1	0	1	0	0
Clemson	11/20	17	4-10	2-6	0-0	1-2-3	2	0	0	2	10	10
San Diego St.	11/23	17	4-6	1-3	2-2	0-3-3	5	1	0	4	11	11
vs. Wisconsin	11/27	14	1-5	0-2	0-0	1-0-1	1	0	0	0	2	2
vs. Syracuse	11/28	9	0-4	0-3	0-0	0-0-0	0	0	0	0	0	0
NC Central	12/1	20	1-4	1-4	1-2	0-1-1	5	1	2	3	4	4
Charlotte	12/4	6	0-2	0-0	0-0	0-1-1	1	1	0	0	0	0
at Duke	12/7	3	0-0	0-0	0-0	0-0-0	0	2	0	1	0	0
vs. Savannah St.	12/14	18	4-7	0-1	1-1	0-1-1	0	3	0	4	9	9
at Hampton	12/17	19	5-6	2-3	0-0	0-1-1	1	2	0	1	12	12
vs. C. Michigan	12/20	18	1-7	0-4	0-0	1-0-1	4	1	0	2	2	2
vs. Liberty	12/21	17	2-4	1-2	1-2	0-1-1	3	1	0	1	6	6
Auburn	1/2	20	4-8	0-2	2-3	0-0-0	1	2	1	1	10	10
at LSU	1/4	18	2-8	1-4	3-3	0-1-1	2	2	0	2	8	8
at Alabama	1/8	15	1-5	1-4	4-4	1-2-3	3	0	0	0	7	7
Kentucky	1/11	5	1-3	0-0	0-0	0-0-0	0	1	0	0	2	2
at Missouri	1/15	15	1-5	0-0	3-4	1-1-2	1	1	0	1	5	5
at Florida	1/19	19	4-8	1-3	2-2	0-2-2	4	1	0	0	11	11
Texas A&M	1/26	16	2-5	0-0	0-0	0-2-2	1	3	0	1	4	4
Alabama	1/29	22	3-6	0-2	0-0	3-1-4	5	5	0	2	6	6
at Ole Miss	2/1	24	5-8	2-4	9-11	1-3-4	0	2	0	1	21	21
at Georgia	2/5	20	7-14	2-4	0-1	1-3-4	2	2	0	2	16	16
at UConn	2/9	22	1-6	0-1	0-0	0-0-0	1	1	0	0	2	2
LSU	2/12	21	4-8	0-1	0-1	0-2-2	0	4	0	2	8	8
Vanderbilt	2/15	21	0-5	0-1	4-4	2-1-3	5	3	0	3	4	4
at Arkansas	2/19	2	0-1	0-0	0-0	0-0-0	0	0	0	0	0	0

Career Stats at South Carolina

Year	GP	GS	Min	Avg	FG	FGA	Pct	3FG	FGA	Pct	FT	FTA	Pct	Off	Def	Tot	Avg	PF	FO	A	TO	Blk	Stl	Pts	Avg
2014-15	26	0	403	15.5	57	148	.385	14	56	.250	32	41	.780	12	29	41	1.6	34	0	47	40	3	34	160	6.2

#1

Career Highlights

No. 35 recruit in 2014 class (espnW)
2014 High School All-America (McDonald's)

	Season	Career
20+ Points	1	1
10+ Points	7	7
5+ Assists	4	4
5+ Steals	0	0
Tm-High Pts.	2	2
Tm-High Assts.	5	5

Miscellaneous

Pts 21 at Ole Miss, 2/1/15
Rebs..... 4, 4x, last at Georgia, 2/5/15
Stls..... 4, 2x, last vs. Savannah St., 12/14/14
Assts 5, 4x, last vs. Vanderbilt, 2/15/15
Blks 2 vs. NC Central, 12/1/14
Min..... 24 at Ole Miss, 2/1/15
FG 7 at Georgia, 2/5/15
3FG 2, 4x, last at Georgia, 2/5/15
FT..... 9 at Ole Miss, 2/1/15

Career Highs

Pts 21 at Ole Miss, 2/1/15
Rebs..... 4, 3x, last at Georgia, 2/5/15
Blks 1 vs. Auburn, 1/2/15
Stls 3 vs. Vanderbilt, 2/15/15
Assts 5, 2x, last vs. Vanderbilt, 2/15/15
Min..... 24 at Ole Miss, 2/1/15
FG 7 at Georgia, 2/5/15
3FG 2, 2x, last at Georgia, 2/5/15
FT..... 9 at Ole Miss, 2/1/15

SEC Career Highs



TIFFANY DAVIS

5-7 • Sophomore • Guard
Houston, Texas • Westbury Christian

- Has played in 14 games this season
- Scored a season-high four points in just four minutes at Alabama (Jan. 8), hitting a 3 for the second time in as many games
- Draining a 3 from the top of the key as the shot clock was winding down to help hold off Lady Tigers' rally late in first half at LSU (Jan. 4)
- Tied season high with three points, all on free throws, against Savannah State (Dec. 14)
- Made her season debut against Clemson (Nov. 20), hitting a second-half 3 and handing out a pair of assists in just eight minutes.

2014-15 Game-by-Game

Opponent	Date	GS	MIN	FG-A	3FG-A	FT-A	Reb	A	TO	B	S	TP
Southern Cal	11/15				— DNP (Coach's Decision) —							
Clemson	11/20		8	1-2	1-2	0-0	0-1-1	2	0	0	0	3
San Diego St.	11/23		8	0-3	0-2	0-1	2-0-2	1	2	0	0	0
vs. Wisconsin	11/27		6	1-2	0-1	0-0	0-0-0	0	1	0	0	2
vs. Syracuse	11/28				— DNP (Coach's Decision) —							
NC Central	12/1		6	0-1	0-1	0-0	0-1-1	1	0	0	0	0
Charlotte	12/4				— DNP (Coach's Decision) —							
at Duke	12/7				— DNP (Coach's Decision) —							
vs. Savannah St.	12/14		10	0-0	0-0	3-4	0-1-1	1	0	0	0	3
at Hampton	12/17		3	0-0	0-0	0-0	0-1-1	0	2	0	0	0
vs. C. Michigan	12/20		4	0-0	0-0	0-0	0-0-0	0	0	0	0	0
vs. Liberty	12/21		5	0-0	0-0	0-0	1-0-1	0	0	0	0	0
Auburn	1/2		1	0-0	0-0	0-0	0-0-0	0	0	0	0	0
at LSU	1/4		11	1-1	1-1	0-0	0-3-3	2	3	0	0	3
at Alabama	1/8		4	1-1	1-1	1-2	1-0-1	0	0	0	0	4
Kentucky	1/11		1	0-0	0-0	0-0	0-0-0	0	0	0	0	0
at Missouri	1/15				— DNP (Coach's Decision) —							
at Florida	1/19		6	1-2	1-2	0-0	0-2-2	0	1	0	0	3
Texas A&M	1/26		4	0-1	0-1	2-2	0-2-2	0	0	0	0	2
Alabama	1/29				— DNP (Coach's Decision) —							
at Ole Miss	2/1				— DNP (Injury) —							
at Georgia	2/5				— DNP (Coach's Decision) —							
at UConn	2/9				— DNP (Coach's Decision) —							
LSU	2/12				— DNP (Coach's Decision) —							
Vanderbilt	2/15				— DNP (Coach's Decision) —							
at Arkansas	2/19				— DNP (Coach's Decision) —							

Career Stats at South Carolina

Year	GP	GS	Min	Avg	FG	FGA	Pct	3FG	FGA	Pct	FT	FTA	Pct	Off	Def	Tot	Avg	PF	FO	A	TO	Blk	Stl	Pts	Avg
2012-13	3	0	40	13.3	4	8	.500	1	4	.250	3	4	.750	1	3	4	1.3	2	0	4	2	0	5	12	4.0
2013-14	32	7	356	11.1	23	59	.390	12	30	.400	19	26	.731	5	27	32	1.0	29	0	29	40	1	4	77	2.4
2014-15	14	0	77	5.5	5	13	.385	4	11	.364	6	9	.667	4	11	15	1.1	5	0	7	9	0	0	20	1.4
Career Totals	49	7	473	9.7	32	80	.400	17	45	.378	28	39	.718	10	41	51	1.0	36	0	40	51	1	9	109	2.2

#15

	Season	Career
10+ Points	0	1
5+ Assists	0	0
5+ Steals	0	1
Tm-High Pts.	0	0
Tm-High Assts.	0	0

Miscellaneous

Pts	11 vs. Ole Miss, 1/30/14
Rebs	6 at Arkansas, 1/2/14
Blks	1 vs. Charleston Southern, 11/8/13
Stls	5 vs. Elon, 11/9/12
Assts	3, 4x, last vs. SC State, 12/22/13
Min	30 at Arkansas, 1/2/14
FG	3 vs. Savannah State, 12/28/13
3FG	2, 3x, last vs. Ole Miss, 1/30/14
FT	5 vs. Ole Miss, 1/30/14

Career Highs

Pts	4 at Alabama, 1/8
Rebs	3 at LSU, 1/4
Blks	
Stls	
Assts	2, 2x, last at LSU, 1/4
Min	11 at LSU, 1/4
FG	1, 5x, last at Florida, 1/19
3FG	1, 4x, last at Florida, 1/19
FT	3 vs. Sav. St., 12/14

14-15 Season Highs

Pts	11 vs. Ole Miss, 1/30/14
Rebs	6 at Arkansas, 1/2/14
Blks	2 vs. Ole Miss, 1/30/14
Stls	
Assts	2, 4x, last at LSU, 1/4/15
Min	30 at Arkansas, 1/2/14
FG	2, 2x, last at Miss. St., 2/6/14
3FG	2 vs. Ole Miss, 1/30/14
FT	5 vs. Ole Miss, 1/30/14

SEC Career Highs



ASIA DOZIER

6-0 • Junior • Guard/Forward
Columbia, S.C. • Spring Valley

- Voted team captain
- Has played in every game, re-joining the starting lineup against Charlotte (Dec. 4)
- Has led team in assists three times – vs. Wisconsin, vs. Liberty, Auburn
- Has led team in scoring one time – at Duke
- Has scored in double figures three times
- Provided critical outside shooting to win at Arkansas (Feb. 19), hitting 3-of-4 from 3-point range
- Buried a clutch 3 from the top of the key after Missouri (Jan. 15) had pulled within two points in the second half
- Hit a 3 from the right corner midway through second half against Kentucky (Jan. 11) to allow Gamecocks to hold the lead
- Single-handedly held off the Crimson Tide for first four minutes at Alabama (Jan. 8), scoring eight of her SEC career-high 15 points to keep the game tied early ... best shooting game of the season, hitting 6-of-8 from the field, including 3-of-5 from 3-point range
- Tied for team-high honors with four assists against Auburn (Jan. 2), improving her career record as team's assist leader to 13-0, and hit early 3 to spark first-half offense
- Played solid all-around game against Liberty (Dec. 21), turning just 17 minutes on the floor into four rebounds, team-high four assists and three points
- Scored all of her team-high 11 points at #9/8 Duke (Dec. 7) in the second half of the comeback victory
- Made her first start of the season against Charlotte (Dec. 4) and struggled shooting the ball, but was solid defensively and handed out three assists
- Hit a 3 from the top of the arc to put the Gamecocks ahead of #22/22 Syracuse (Nov. 28) with under two minutes to play, her only points of the night
- Hit 3-of-5 from the field and handed out four assists in just 15 minutes against Wisconsin (Nov. 27)
- Dished out four assists in just 16 minutes against San Diego State (Nov. 23)
- Handed out four assists against Clemson in just 16 minutes (Nov. 20)

2014-15 Game-by-Game

Opponent	Date	GS	MIN	FG-A	3FG-A	FT-A	Reb	A	TO	B	S	TP
Southern Cal	11/15		14	0-3	0-2	0-0	0-0-0	1	2	0	0	0
Clemson	11/20		16	1-2	1-2	0-0	0-1-1	4	0	0	0	3
San Diego St.	11/23		16	2-3	1-2	0-1	0-0-0	4	1	0	1	5
vs. Wisconsin	11/27		15	3-5	1-2	0-0	0-0-0	4	1	0	0	7
vs. Syracuse	11/28		7	1-1	1-1	0-0	0-0-0	1	0	0	0	3
NC Central	12/1		16	5-6	3-4	1-1	0-0-0	1	1	0	2	14
Charlotte	12/4	*	18	0-4	0-3	0-0	0-0-0	3	1	0	1	0
at Duke	12/7	*	22	4-7	2-5	1-2	0-0-0	0	2	0	1	11
vs. Savannah St.	12/14	*	15	0-2	0-1	0-0	0-0-0	2	0	0	0	0
at Hampton	12/17	*	17	1-5	1-4	0-0	0-0-0	2	1	1	0	3
vs. C. Michigan	12/20	*	22	2-6	0-2	0-0	0-1-1	2	1	0	1	4
vs. Liberty	12/21	*	17	1-2	1-2	0-0	1-3-4	4	0	0	1	3
Auburn	1/2	*	16	2-6	1-3	0-0	0-0-0	4	2	0	1	5
at LSU	1/4	*	12	1-3	1-3	0-0	0-0-0	1	1	0	0	3
at Alabama	1/8	*	24	6-8	3-5	0-0	0-2-2	2	1	0	2	15
Kentucky	1/11	*	16	2-7	1-4	0-0	0-4-4	2	2	1	0	5
at Missouri	1/15	*	30	1-5	1-4	0-0	0-3-3	0	1	0	0	3
at Florida	1/19	*	14	1-2	0-1	0-0	0-0-0	0	0	0	0	2
Texas A&M	1/26	*	10	0-1	0-0	0-0	0-1-1	1	3	0	0	0
Alabama	1/29	*	15	1-3	1-3	2-2	0-1-1	3	0	0	1	5
at Ole Miss	2/1	*	11	0-1	0-1	0-0	0-1-1	2	1	0	0	0
at Georgia	2/5	*	19	0-4	0-4	0-0	0-4-4	0	1	1	0	0
at UConn	2/9	*	16	1-3	0-0	0-0	0-1-1	1	0	0	1	2
LSU	2/12	*	11	1-2	0-1	0-0	0-0-0	1	0	0	1	2
Vanderbilt	2/15	*	13	0-3	0-3	0-0	0-0-0	1	0	0	0	0
at Arkansas	2/19	*	12	3-4	3-4	0-0	0-2-2	1	1	0	0	9

Career Stats at South Carolina

Year	GP	GS	Min	Avg	FG	FGA	Pct	3FG	FGA	Pct	FT	FTA	Pct	Off	Def	Tot	Avg	PF	FO	A	TO	Blk	Stl	Pts	Avg
2012-13	31	0	398	12.8	28	134	.209	16	91	.176	11	24	.458	19	42	61	2.0	35	1	25	20	4	8	83	2.7
2013-14	34	32	911	26.8	72	211	.341	33	103	.320	28	44	.636	18	77	95	2.8	63	0	92	68	7	21	205	6.0
2014-15	26	20	414	15.9	39	98	.398	22	66	.333	4	6	.667	1	24	25	.9	18	0	48	23	3	13	104	4.0
Career Totals	91	52	1723	18.9	139	443	.314	71	260	.273	43	74	.581	38	143	181	1.9	116	1	165	111	14	42	392	4.3

#31

	Season	Career
10+ Points	3	12
10+ Rebounds	0	1
5+ Assists	0	8
Tm-High Pts.	1	2
Tm-High Assts.	3	13

Miscellaneous

Pts 16, 2x, last at San Diego St., 11/23/13
Rebs.....10 vs. Elon, 11/9/12
Blks 1, 12x, last at Hampton, 12/17/14
Stls.....2, 6x, last vs. NC Central, 12/1/14
Assts6, 2x, last vs. Georgia, 3/7/14
Min..... 40 at Arkansas, 1/2/14
FG6, 2x, last at Alabama, 1/8/15
3FG 4 at San Diego St., 11/23/13
FT..... 4, 2x, last vs. Oregon St., 3/25/14

Career Highs

Pts 15 at Alabama, 1/8
Rebs..... 4, 3x, last at Georgia, 2/5
Blks 1, 3x, last at Georgia, 2/5
Stls.....2, 2x, last at Alabama, 1/8
Assts 4, 5x, last vs. Auburn, 1/2
Min.....30 at Missouri, 1/15
FG6 at Alabama, 1/8
3FG3, 3x, last at Arkansas, 2/19
FT.....2 vs. Alabama, 1/29

14-15 Season Highs

Pts15 at Alabama, 1/8/15
Rebs..... 6, 2x, last vs. Florida, 2/23/14
Blks 1, 8x, last at Georgia, 2/5/15
Stls.....2 at Alabama, 1/8/15
Assts6, 2x, last vs. Georgia, 3/7/14
Min..... 40 at Arkansas, 1/2/14
FG6 at Alabama, 1/8/15
3FG3, 3x, last at Arkansas, 2/19/15
FT.....2, 4x, last vs. Alabama, 1/29/15

SEC Career Highs



KAYDRA DUCKETT

5-8 • Freshman • Guard
Columbia, S.C. • Dreher

- Has played in 16 games this season, including nine SEC games
- Made her SEC debut at LSU (Jan. 4)
- Grabbed four rebounds in just seven minutes off the bench against Savannah State (Dec. 14)
- Scored first career points against NC Central (Dec. 1)
- Made her college debut against Clemson (Nov. 20), but was limited to three minutes with an ankle injury

#3

Career Highlights

No. 32 recruit in 2014 class (espnW)
2014 High School All-America (McDonald's)

	Season	Career
10+ Points	0	0
5+ Assists	0	0
5+ Steals	0	0
Tm-High Pts.	0	0
Tm-High Assts.	0	0

Miscellaneous

Pts 2, 2x, last vs. Sav. St., 12/14/14
Rebs 4 vs. Savannah St., 12/14/14
Blks 1, 2x, last vs. C. Michigan, 12/20/14
Stls 1, 3x, last at UConn, 2/9/15
Assts 1, 2x, last vs. Sav. St., 12/14/14
Min 7 vs. Savannah St., 12/14/14
FG 1 vs. NC Central, 12/1/14
3FG
FT 2 vs. Savannah St., 12/14/14

Career Highs

Pts
Rebs 1, 3x, last vs. Vanderbilt, 2/15/15
Blks
Stls
Assts
Min 4, 3x, last at Georgia, 2/5/15
FG
FT

SEC Highs

2014-15 Game-by-Game

Opponent	Date	GS	MIN	FG-A	3FG-A	FT-A	Reb	A	TO	B	S	TP
Southern Cal	11/15					— DNP (Coach's Decision) —						
Clemson	11/20	3	0-0	0-0	0-0	0-0-0	1	0	0	0	0	0
San Diego St.	11/23					— DNP (Injury) —						
vs. Wisconsin	11/27	2	0-0	0-0	0-0	0-0-0	0	0	0	0	0	0
vs. Syracuse	11/28					— DNP (Coach's Decision) —						
NC Central	12/1	4	1-1	0-0	0-0	0-1-1	0	1	0	1	2	
Charlotte	12/4	1	0-0	0-0	0-0	0-0-0	0	0	0	0	0	0
at Duke	12/7					— DNP (Coach's Decision) —						
vs. Savannah St.	12/14	7	0-3	0-0	2-2	2-2-4	1	0	1	0	2	
at Hampton	12/17					— DNP (Coach's Decision) —						
vs. C. Michigan	12/20	1	0-0	0-0	0-0	0-1-1	0	0	1	0	0	0
vs. Liberty	12/21	4	0-1	0-0	0-0	0-0-0	0	0	0	1	0	0
Auburn	1/2					— DNP (Coach's Decision) —						
at LSU	1/4	1	0-0	0-0	0-0	0-0-0	0	0	0	0	0	0
at Alabama	1/8	4	0-0	0-0	0-0	0-1-1	0	0	0	0	0	0
Kentucky	1/11					— DNP (Coach's Decision) —						
at Missouri	1/15					— DNP (Coach's Decision) —						
at Florida	1/19	4	0-1	0-0	0-0	0-0-0	0	0	0	0	0	0
Texas A&M	1/26	2	0-0	0-0	0-0	0-0-0	0	0	0	0	0	0
Alabama	1/29	3	0-1	0-1	0-0	0-0-0	0	0	0	0	0	0
at Ole Miss	2/1	1	0-0	0-0	0-0	0-0-0	0	0	0	0	0	0
at Georgia	2/5	4	0-1	0-0	0-2	0-1-1	0	0	0	0	0	0
at UConn	2/9	1	0-1	0-0	0-0	1-0-1	0	0	0	1	0	
LSU	2/12					— DNP (Coach's Decision) —						
Vanderbilt	2/15	3	0-2	0-0	0-0	1-0-1	0	0	0	0	0	0
at Arkansas	2/19					— DNP (Coach's Decision) —						

Career Stats at South Carolina

Year	GP	GS	Min	Avg	FG	FGA	Pct	3FG	FGA	Pct	FT	FTA	Pct	Off	Def	Tot	Avg	PF	FO	A	TO	Blk	Stl	Pts	Avg
2014-15	16	0	44	2.8	1	11	.091	0	1	.000	2	4	.500	4	6	10	0.6	4	0	2	1	2	3	4	0.3



INDIA FARMER

6-0 • Sophomore • Forward
N. Myrtle Beach, S.C. • N. Myrtle Beach

- Has played in 13 games this season, including five SEC games
- Added a pair of free throws to win at Florida (Jan. 19)
- Scored first point of the season with a free throw against San Diego State (Nov. 23)
- Made season debut vs. Clemson (Nov. 20)

2014-15 Game-by-Game

Opponent	Date	GS	MIN	FG-A	3FG-A	FT-A	Reb	A	TO	B	S	TP
Southern Cal	11/15											
Clemson	11/20	4	0-0	0-0	0-0	1-0-1	0	0	0	0	0	0
San Diego St.	11/23	3	0-0	0-0	1-2	0-0-0	0	0	0	0	0	1
vs. Wisconsin	11/27	2	0-0	0-0	0-0	0-0-0	0	0	0	0	0	0
vs. Syracuse	11/28											
NC Central	12/1	2	0-0	0-0	0-0	1-1-2	0	0	0	0	0	0
Charlotte	12/4	2	0-0	0-0	0-0	0-0-0	0	1	0	0	0	0
at Duke	12/7											
vs. Savannah St.	12/14	4	0-2	0-2	1-2	1-1-2	0	0	0	0	0	1
at Hampton	12/17											
vs. C. Michigan	12/20	1	0-0	0-0	0-0	0-0-0	0	0	0	0	0	0
vs. Liberty	12/21	4	0-0	0-0	0-0	0-0-0	0	0	0	0	0	0
Auburn	1/2	2	0-0	0-0	0-0	0-1-1	0	0	0	0	0	0
at LSU	1/4	2	0-0	0-0	0-0	0-0-0	0	0	0	0	0	0
at Alabama	1/8	4	0-1	0-0	0-0	1-0-1	0	0	0	0	0	0
Kentucky	1/11											
at Missouri	1/15											
at Florida	1/19	4	0-0	0-0	2-2	0-0-0	0	0	0	1	2	
Texas A&M	1/26											
Alabama	1/29											
at Ole Miss	2/1	1	0-0	0-0	0-0	0-0-0	0	0	0	0	0	0
at Georgia	2/5											
at UConn	2/9											
LSU	2/12											
Vanderbilt	2/15											
at Arkansas	2/19											

Career Stats at South Carolina

Year	GP	GS	Min	Avg	FG	FGA	Pct	3FG	FGA	Pct	FT	FTA	Pct	Off	Def	Tot	Avg	PF	FO	A	TO	Blk	Stl	Pts	Avg
2013-14	18	0	48	2.7	2	7	.286	2	4	.500	0	0	—	2	4	6	0.3	4	0	0	1	1	0	6	0.3
2014-15	13	0	34	2.6	0	3	.000	0	2	.000	4	6	.667	4	3	7	0.5	1	0	0	1	0	1	4	0.3
Career Totals	31	0	82	2.6	2	10	.200	2	6	.333	4	6	.667	6	7	13	0.4	5	0	0	2	1	1	10	0.3

#0

	Season	Career
10+ Points	0	0
10+ Rebounds	0	0
5+ Blocks	0	0
Tm-High Pts.	0	0
Tm-High Rebs.	0	0

Miscellaneous

Pts3, 2x, last vs. Alabama, 1/19/14
Rebs3 vs. NC Central, 12/2/13
Blks1 vs. Savannah State, 12/28/13
Stls1 at Florida, 1/19/15
Assts
Min11 vs. NC Central, 12/2/13
FG1, 2x, last vs. Alabama, 1/19/14
3FG1, 2x, last vs. Alabama, 1/19/14
FT2 at Florida, 1/19/15

Career Highs

Pts2 at Florida, 1/19
Rebs2, 2x, last vs. Sav. St., 12/14
Blks
Stls1 at Florida, 1/19
Assts
Min4, 5x, last at Florida, 1/19
FG
3FG
FT2 at Florida, 1/19

14-15 Season Highs

Pts3 vs. Alabama, 1/19/14
Rebs1, 4x, last at Alabama, 1/8/15
Blks
Stls1 at Florida, 1/19/15
Assts
Min4, 2x, last at Florida, 1/19/15
FG1 vs. Alabama, 1/19/14
3FG
FT2 at Florida, 1/19

SEC Career Highs



OLIVIA GAINES

5-7 • Senior • Guard
Chester, S.C. • Louisburg College (N.C.)

- Has played in all but one contest this season, notching one start (San Diego State)
- Had a perfect shooting night (2-2 FG, 2-2 FT) en route to SEC career-high six points against Alabama (Jan. 29)
- Tied her SEC career high with three assists at Alabama (Jan. 8)
- Saw a season-high 19 minutes at LSU (Jan. 4) dishing out all three of her assists in the first half while Sessions was out with foul trouble
- Was integral to 10-0 second-half run that stopped Auburn (Jan. 2) from coming back after pulling within eight with 12 minutes to play, scoring the first and last points of the spurt in addition to usual defensive pressure
- Matched her career high with three steals against Liberty (Dec. 21), all in the second half, while also handing out three assists in the final 20 minutes of action
- Picked up two steals in just one minute of high-pressure defense at #9/8 Duke (Dec. 7), including the one with 12 seconds left and the Gamecocks down by one, then called a timeout to set up the winning play
- Handed out three assists in just 12 minutes against Wisconsin (Nov. 27)
- Drew her second career start against San Diego State (Nov. 23), picking up a pair of steals
- Came off the bench for one minute of high-pressure defense late in the opener against Southern Cal (Nov. 15)

2014-15 Game-by-Game

Opponent	Date	GS	MIN	FG-A	3FG-A	FT-A	Reb	A	TO	B	S	TP
Southern Cal	11/15		1	0-0	0-0	0-0	0-0-0	0	0	0	0	0
Clemson	11/20		10	0-4	0-0	0-0	3-2-5	2	2	0	1	0
San Diego St.	11/23	*	16	0-2	0-0	0-0	1-1-2	1	2	0	2	0
vs. Wisconsin	11/27		12	0-1	0-0	0-0	0-1-1	3	0	0	2	0
vs. Syracuse	11/28		2	0-0	0-0	0-0	0-0-0	0	0	0	0	0
NC Central	12/1		7	2-3	0-0	0-0	0-1-1	0	1	0	0	4
Charlotte	12/4		1	0-0	0-0	0-0	0-0-0	0	0	0	0	0
at Duke	12/7		1	0-0	0-0	0-0	0-0-0	0	0	0	2	0
vs. Savannah St.	12/14		15	0-3	0-0	2-2	2-2-4	1	0	0	0	2
at Hampton	12/17		6	0-0	0-0	0-0	0-0-0	0	0	0	0	0
vs. C. Michigan	12/20		9	1-2	0-0	0-0	1-1-2	0	0	0	0	2
vs. Liberty	12/21		14	1-5	0-1	0-0	0-1-1	3	1	0	3	2
Auburn	1/2		16	1-1	0-0	1-2	0-1-1	1	1	0	1	3
at LSU	1/4		19	1-3	0-0	0-0	0-0-0	3	1	0	2	2
at Alabama	1/8		13	1-2	0-1	0-0	1-0-1	3	0	0	0	2
Kentucky	1/11						— DNP (Coach's Decision) —					
at Missouri	1/15		2	0-0	0-0	0-0	0-0-0	0	0	0	0	0
at Florida	1/19		6	0-0	0-0	1-2	1-1-2	1	1	0	0	1
Texas A&M	1/26		7	0-1	0-0	0-0	0-0-0	0	0	0	0	0
Alabama	1/29		9	2-2	0-0	2-2	0-0-0	0	0	0	1	6
at Ole Miss	2/1		3	0-0	0-0	0-0	0-0-0	0	0	0	0	0
at Georgia	2/5		10	1-2	0-0	0-0	0-1-1	1	0	0	0	2
at UConn	2/9		1	0-1	0-0	0-0	0-1-1	0	0	0	0	0
LSU	2/12		3	0-0	0-0	0-0	0-0-0	1	0	0	0	0
Vanderbilt	2/15		13	0-1	0-0	0-0	1-2-3	1	1	0	0	0
at Arkansas	2/19		4	0-0	0-0	0-0	0-0-0	0	0	0	0	0

Career Stats at South Carolina

Year	GP	GS	Min	Avg	FG	FGA	Pct	3FG	FGA	Pct	FT	FTA	Pct	Off	Def	Tot	Avg	PF	FO	A	TO	Blk	Stl	Pts	Avg
2013-14	32	1	309	9.7	23	48	.479	1	2	.500	19	26	.731	12	31	43	1.3	32	0	34	14	3	20	66	2.1
2014-15	25	1	200	8.0	10	33	.303	0	2	.000	6	8	.750	10	15	25	1.0	20	0	21	10	0	14	26	1.0
Career Totals	57	2	509	8.9	33	81	.407	1	4	.250	25	34	.735	22	46	68	1.2	52	0	55	24	3	34	92	1.6

#2

Career Highlights

2013 WBCA JUCO Player of the Year
2013 NJCAA All-America

	Season	Career	Miscellaneous
10+ Points	0	0	
10+ Rebounds	0	0	
5+ Assists	0	1	
Tm-High Pts.	0	0	
Tm-High Assts.	0	1	

Pts 7 vs. Savannah St., 12/28/13	Career Highs
Rebs 5, 2x, last vs. Clemson, 11/20/14	
Blks 1, 3x, last vs. Florida, 2/23/14	
Stls 3, 2x, last vs. Liberty, 12/21/14	
Assts 5 vs. Charleston Southern, 11/8/13	
Min 23 vs. Alabama, 1/19/14	
FG 3 vs. Savannah St., 12/28/13	
3FG 1 at Texas A&M, 1/16/14	
FT 3 vs. Arkansas, 2/9/14	

Pts 6 vs. Alabama, 1/29	14-15 Season Highs
Rebs 5 vs. Clemson, 11/20	
Blks	
Stls 3 vs. Liberty, 12/21	
Assts 3, 4x, last at Alabama, 1/8	
Min 19 at LSU, 1/4	
FG 2, 2x, last vs. Alabama, 1/29	
3FG	
FT 2, 2x, last vs. Alabama, 1/29	

Pts 6 vs. Alabama, 1/29/15	SEC Career Highs
Rebs 3, 2x, last vs. Vanderbilt, 2/15/15	
Blks 1 vs. Florida, 2/23/14	
Stls 2, 2x, last at LSU, 1/4/15	
Assts 3, 3x, last at Alabama, 1/8/15	
Min 23 vs. Alabama, 1/19/14	
FG 2, 4x, last vs. Alabama, 1/29/15	
3FG 1 at Texas A&M, 1/16/14	
FT 3 vs. Arkansas, 2/9/14	



ELEM IBIAM

6-4 • Senior • Center
Fayetteville, Ga. • Fayette County

- Voted team captain for second time in her career (2013-14)
- Is second in school history with 156 career blocked shots, trailing only Lakesha Tolliver's record of 177 (2004-07)
- Has started every game this season, not missing a start since career first in the 2013-14 season opener (60 games)
- Is 12th in the SEC in blocked shots per game (0.9)
- Has scored in double figures seven times, including one 20-point game
- Has led the team in rebounds once – vs. Central Michigan
- Tied season high with three blocks at Arkansas (Feb. 19), needing just 12 minutes to do it
- Posted four of team's first six points against LSU (Feb. 12) to help offense get started
- Scored the Gamecocks' first eight points of the second half after Ole Miss (Feb. 1) had cut lead to three
- Tied the Alabama (Jan. 29) game early to launch a 14-0 run that opened up the game in the first eight minutes
- Put back an offensive rebound four minutes into the second half against #10/11 Kentucky (Jan. 11) to give Gamecocks their first lead since early in the 9:00 mark of the first half
- Posted nine of her 11 points against Auburn (Jan. 2) in the second half to help hold off the charging Tigers
- Scored her 11 points against Liberty (Dec. 21) efficiently, hitting 5-of-6 from the field
- Posted her second career double-double – first of this season – against Central Michigan (Dec. 20) in just 18 minutes on the court
- Pulled in four of her seven rebounds at Hampton (Dec. 17) on the offensive end.
- Netted career-high 21 points against Savannah State (Dec. 14), including four points during early run, five during late first-half spurt and first four points of the second half
- Dominated the opening minutes against Charlotte (Dec. 4), scoring six of the Gamecocks' first eight points en route to a perfect 7-of-7 shooting night – the second of her career tied for fourth-best perfect night in Colonial Life Arena history
- Was efficient in 20 minutes against NC Central (Dec. 1), hitting 4-of-5 from the field and blocking a season-high three shots
- Pulled down seven rebounds, including four offensive against Wisconsin (Nov. 27)

2014-15 Game-by-Game

Opponent	Date	GS	MIN	FG-A	3FG-A	FT-A	Reb	A	TO	B	S	TP
Southern Cal	11/15	*	22	2-3	0-0	1-2	2-4-6	0	0	1	1	5
Clemson	11/20	*	18	1-2	0-0	1-1	0-3-3	0	2	2	0	3
San Diego St.	11/23	*	14	1-3	0-0	2-2	1-1-2	0	0	0	1	4
vs. Wisconsin	11/27	*	17	4-6	0-0	0-0	4-3-7	0	3	2	1	8
vs. Syracuse	11/28	*	15	0-4	0-0	0-0	2-1-3	2	2	1	0	0
NC Central	12/1	*	20	4-5	0-0	2-5	1-3-4	0	0	3	0	10
Charlotte	12/4	*	19	7-7	0-0	2-3	1-2-3	1	1	0	0	16
at Duke	12/7	*	18	4-7	0-0	0-1	2-3-5	1	1	1	0	8
vs. Savannah St.	12/14	*	18	7-9	0-0	7-8	2-2-4	0	0	1	0	21
at Hampton	12/17	*	25	1-5	0-0	2-4	4-3-7	2	4	1	0	4
vs. C. Michigan	12/20	*	18	5-12	0-0	0-1	6-6-12	1	0	2	0	10
vs. Liberty	12/21	*	17	5-6	0-0	1-2	2-3-5	0	1	1	0	11
Auburn	1/2	*	19	5-8	0-0	1-2	2-0-2	0	1	1	0	11
at LSU	1/4	*	18	1-2	0-0	0-0	0-4-4	1	0	1	1	2
at Alabama	1/8	*	15	2-3	0-0	0-0	1-2-3	0	1	0	0	4
Kentucky	1/11	*	16	3-4	0-0	2-2	1-3-4	0	0	0	0	8
at Missouri	1/15	*	14	0-3	0-0	0-0	1-2-3	0	3	2	0	0
at Florida	1/19	*	14	2-4	0-0	0-0	0-3-3	0	1	1	0	4
Texas A&M	1/26	*	17	3-4	0-0	0-0	1-2-3	0	1	1	0	6
Alabama	1/29	*	22	2-4	0-0	2-2	0-4-4	0	0	0	1	6
at Ole Miss	2/1	*	14	4-5	0-0	2-2	1-0-1	1	1	0	0	10
at Georgia	2/5	*	24	3-6	0-0	2-2	1-2-3	0	5	2	0	8
at UConn	2/9	*	14	0-0	0-0	0-0	1-2-3	0	2	0	0	0
LSU	2/12	*	14	2-5	0-0	2-2	1-3-4	0	3	0	0	6
Vanderbilt	2/15	*	17	4-8	0-0	1-1	1-3-4	1	0	0	0	9
at Arkansas	2/19	*	12	0-2	0-0	2-2	0-3-3	0	0	3	0	2

Career Stats at South Carolina

Year	GP	GS	Min	Avg	FG	FGA	Pct	3FG	FGA	Pct	FT	FTA	Pct	Off	Def	Tot	Avg	PF	FO	A	TO	Blk	Stl	Pts	Avg
2011-12	25	0	197	7.9	26	59	.441	0	1	.000	22	35	.629	34	40	74	3.0	33	0	4	16	17	2	74	3.0
2012-13	30	0	472	15.7	64	131	.489	0	0	—	32	64	.500	52	83	135	4.5	48	1	8	20	30	11	160	5.3
2013-14	34	34	794	23.4	128	238	.538	0	0	—	67	102	.657	59	148	207	6.1	94	3	12	51	83	13	323	9.5
2014-15	26	26	451	17.3	72	127	.567	0	0	—	32	44	.727	38	67	105	4.0	57	1	10	32	26	5	176	6.8
Career Totals	115	60	1914	16.6	290	555	.523	0	1	.000	153	245	.624	183	338	521	4.5	232	5	34	119	156	31	733	6.4

#33

Career Highlights

2014 SEC All-Defensive Team
2014 SEC Women's Basketball Community Service Team

	Season	Career
Double-Double	1	2
20+ Points	1	1
10+ Points	7	32
10+ Rebounds	1	4
5+ Blocks	0	7
Tm-High Pts.	0	6
Tm-High Rebs.	1	12

Miscellaneous

Pts 21 vs. Savannah St., 12/14/14
Rebs 12 at Texas A&M, 1/16/14
Blks 7 at Miss. State, 2/6/14
Stls 2, 4x, last vs. North Carolina, 12/18/13
Assts 3 vs. South Dakota St., 3/23/13
Min 34 at Texas A&M, 1/16/14
FG 8 vs. Alabama, 3/7/13
FT 8 vs. Seton Hall, 11/17/13

Career Highs

Pts 21 vs. Savannah St., 12/14/14
Rebs 12 vs. C. Michigan, 12/20
Blks 3, 2x, last at Arkansas, 2/19
Stls 1, 5x, last vs. Alabama, 1/29
Assts 2, 2x, last at Hampton, 12/17
Min 25 at Hampton, 12/17
FG 7, 2x, last vs. Savannah St., 12/14
FT 7 vs. Savannah St., 12/14

14-15 Season Highs

Pts 18 vs. Alabama, 1/19/14
Rebs 12 at Texas A&M, 1/16/14
Blks 7 at Miss. State, 2/6/14
Stls 1, 6x, last vs. Alabama, 1/29/15
Assts 2 at Texas A&M, 1/16/14
Min 34 at Texas A&M, 1/16/14
FG 8 vs. Alabama, 3/7/13
3FG
FT 5, 2x, last vs. Vanderbilt, 1/5/14

SEC Career Highs



TIFFANY MITCHELL

5-9 • Junior • Guard
Charlotte, N.C. • Providence Day

- Voted team captain
- Ranks fourth in SEC in scoring, third in FG and FT percentage, fifth in made 3s (1.8), sixth in steals (2.1)
- Has scored in double figures a team-high 22 times, including four games of 20 or more points
- Has been team's top scorer 11 times – Southern Cal, San Diego St., Syracuse, at Hampton, vs. Central Michigan, Kentucky, at Missouri, at Florida, at UConn, Vanderbilt, at Arkansas
- Has led team in assists seven times – Clemson, at Duke, Auburn, Kentucky, Texas A&M, at Georgia, at UConn
- Shook off tough shooting night at Arkansas (Feb. 19) to still lead team in scoring behind 7-of-7 free throws and swiping five steals
- Scored seven points and swiped two steals in opening three minutes against Vanderbilt (Feb. 15), adding four more points to a 7-2 run that broke a 15-15 tie midway through the first half
- Tied for team-high scoring honors at #2/2 UConn (Feb. 9), including seven of the team's first 18 points
- Scored seven points in an 8-0 first-half run at Ole Miss (Feb. 1) that turned the game around as Gamecocks went from a nine-point deficit to a seven-point halftime lead in the final 7:17 of the period
- Hit four straight free throws after #12/10 Texas A&M (Jan. 26) pulled with two in the second half and was involved in both of next two plays that established a 10-point lead team would not yield
- Scored six of her team-high 18 points at Florida (Jan. 19) during an 8-0 run in the second half, including back-to-back layups off two of her four steals in the game
- Struggled from field at Missouri (Jan. 15), but delivered in the clutch, hitting a 3 each time Tigers got within three late in second half
- Scored 10 of the team's last 13 points in win over #10/11 Kentucky (Jan. 11), including eight straight free throws to hold the Wildcats at bay
- Missed her first three 3-point attempts at Alabama (Jan. 8), all in the first 10 minutes, but buried her next three en route to 16 points and 60.0 percent shooting, including 50.0 percent from outside
- Hit 4-of-4 from 3-point range in first half alone at Hampton (Dec. 17) en route to tying career high of 6 3s and her third 20-point game of the season
- Erased a tough shooting day at #9/8 Duke (Dec. 9) with a second-look 3-pointer that brought the Gamecocks

within one with 19 seconds to play ... was solid defensively throughout the game as well

- Swiped a career-high seven steals against NC Central (Dec. 1)
- Scored 15 of her 21 points against #22/22 Syracuse (Nov. 28) in the first half to keep Gamecocks within striking distance ... hit free throws late to seal the win over the Orange
- Shot 6-of-6 from 3-point range against San Diego State (Nov. 23), the best perfect long-range shooting night in school history, to net 20 points in just 18 minutes on the court

2014-15 Game-by-Game

Opponent	Date	GS	MIN	FG-A	3FG-A	FT-A	Reb	A	TO	B	S	TP
Southern Cal	11/15	*	38	4-10	0-3	10-12	1-1-2	4	6	0	1	18
Clemson	11/20	*	25	6-8	3-4	0-0	0-0-0	5	1	0	3	15
San Diego St.	11/23	*	18	6-8	6-6	2-2	0-2-2	3	2	0	1	20
vs. Wisconsin	11/27	*	26	2-7	1-3	2-2	0-3-3	3	1	0	2	7
vs. Syracuse	11/28	*	40	6-13	3-8	6-8	4-4-8	3	1	0	1	21
NC Central	12/1	*	24	6-8	1-3	1-2	0-3-3	4	1	0	7	14
Charlotte	12/4	*	28	3-6	1-3	2-2	1-0-1	2	4	0	1	9
at Duke	12/7	*	31	2-10	1-4	2-3	0-3-3	4	3	0	1	7
vs. Savannah St.	12/14	*	21	6-7	1-1	2-2	0-2-2	2	0	1	1	15
at Hampton	12/17	*	30	7-10	6-8	0-0	1-3-4	3	1	0	0	20
vs. C. Michigan	12/20	*	24	7-10	3-6	1-2	1-3-4	2	4	0	5	18
vs. Liberty	12/21	*	23	6-11	2-3	0-0	0-1-1	2	0	0	0	14
Auburn	1/2	*	26	1-9	1-4	4-4	0-1-1	4	2	0	2	7
at LSU	1/4	*	24	7-12	3-6	0-0	0-4-4	2	4	0	1	17
at Alabama	1/8	*	26	6-10	3-6	1-1	0-1-1	3	0	0	1	16
Kentucky	1/11	*	33	4-13	0-5	11-12	3-2-5	4	1	0	0	19
at Missouri	1/15	*	34	8-14	2-5	1-2	1-5-6	1	2	2	3	19
at Florida	1/19	*	23	8-10	1-1	1-1	0-0-0	1	1	0	4	18
Texas A&M	1/26	*	33	5-12	0-2	6-6	1-1-2	3	1	0	2	16
Alabama	1/29	*	26	4-10	0-1	3-3	2-2-4	2	1	0	1	11
at Ole Miss	2/1	*	33	4-10	2-3	1-3	1-4-5	1	2	0	1	11
at Georgia	2/5	*	29	5-11	2-4	2-2	1-2-3	3	1	0	2	14
at UConn	2/9	*	37	6-12	3-4	2-3	2-2-4	3	3	0	2	17
LSU	2/12	*	28	5-9	1-2	0-0	0-2-2	4	4	1	3	11
Vanderbilt	2/15	*	26	8-12	1-4	3-4	2-1-3	1	4	0	4	20
at Arkansas	2/19	*	37	4-9	0-4	7-7	0-0-0	2	4	3	5	15

Career Stats at South Carolina

Year	GP	GS	Min	Avg	FG	FGA	Pct	3FG	FGA	Pct	FT	FTA	Pct	Off	Def	Tot	Avg	PF	FO	A	TO	Blk	Stl	Pts	Avg
2012-13	33	30	927	28.1	107	282	.379	22	60	.367	68	111	.613	60	109	169	5.1	64	1	43	82	4	44	304	9.2
2013-14	34	34	1066	31.4	165	335	.493	40	74	.541	157	198	.793	41	149	190	5.6	63	0	118	97	8	62	527	15.5
2014-15	26	26	743	28.6	136	261	.521	47	103	.456	70	83	.843	21	52	73	2.8	41	0	71	54	7	54	389	15.0
Career Totals	93	90	2736	29.4	408	878	.465	109	237	.460	295	392	.753	122	310	432	4.7	168	1	232	233	19	160	1220	13.1

#25

Career Highlights

2015 Capital One Academic All-District 4
 2015 Wooden Midseason Top 20, Naismith Mid 30
 2015 Wade and Dawn Staley Award Watch Lists, Wooden Award Preseason Top 30 and Naismith Trophy Top 50
 2014 Subway All-Classic Team
 2014 Junkanoo Jam, Lucaya Division All-Tournament No. 4 Player in the Nation, espnW (2014-15)
 2015 Preseason All-America (AP, Sports Illustrated, ESPN)
 2015 Preseason SEC Player of the Year (Coaches, Media)
 2015 Preseason All-SEC (Coaches, Media)
 2014 WBCA All-America
 2014 All-America Third Team (AP, Full Court)
 2014 Wooden Award Final Ballot, Wade Trophy Watch List, Dawn Staley Award Watch List
 2014 WBCA All-Region 3
 2014 SEC Player of the Year (Coaches)
 2014 All-SEC First Team (Coaches, AP)
 2014 SEC All-Defensive Team
 2013 SEC All-Freshman Team

	Season	Career	Miscellaneous
Double-Double	0	4	
20+ Points	4	12	
10+ Points	22	68	
5+ Assists	1	8	
5+ Steals	3	8	
Tm-High Pts.	11	31	
Tm-High Assts.	7	24	

Pts	25 vs. Georgia, 2/27/14	Career Highs
Rebs	11, 5x, last at Arkansas, 1/2/14	
Stls	7 vs. NC Central, 12/1/14	
Assts	9 at San Diego State, 11/23/13	
Min	40 vs. Syracuse, 11/28/14	
FG	8, 5x, last vs. Vanderbilt, 2/15/15	
3FG	6, 2x, last at Hampton, 12/17/14	
FT	13 vs. CSU Northridge, 3/23/14	

Pts	21 vs. Syracuse, 11/28	14-15 Season Highs
Rebs	8, Syracuse, 11/28	
Stls	7 vs. NC Central, 12/1	
Assts	5 vs. Clemson, 11/20	
Min	40 vs. Syracuse, 11/28	
FG	8, 3x, last vs. Vanderbilt, 2/15	
3FG	6, 2x, last at Hampton, 12/17	
FT	11 vs. Kentucky, 1/11	

Pts	25 vs. Georgia, 2/27/14	SEC Career Highs
Rebs	11, 5x, last at Arkansas, 1/2/14	
Stls	6 at Auburn, 1/12/14	
Assts	8, 2x, last vs. Ole Miss, 1/30/14	
Min	39 vs. Kentucky, 1/9/14	
FG	8, 4x, last vs. Vanderbilt, 2/15/15	
3FG	3, 2x, last at LSU, 1/4/15	
FT	11 vs. Kentucky, 1/11/15	



TINA ROY

5-11 • Junior • Guard
Kaplan, La. • Kaplan

- Has played in all but one game this season
- Ranks 15th in the SEC with 1.3 made 3s per game
- Has scored in double figures twice
- Has led the team in assists five times – Southern Cal, Syracuse, Savannah State, Central Michigan, at LSU
- Shot 8-of-14 (.571) from 3-point range over last three games, averaging 8.0 points and 2.7 assists over the stretch
- Matched SEC career high with three 3s against Vanderbilt (Feb. 15), including first one as part of 7-2 run that broke open tie midway through first half and second that stopped an 8-2 Vandy run that opened second half
- Buried the first of two 3s at #22/21 Georgia (Feb. 5) to help spark 14-2 run that broke open 7-7 tie midway through the first half
- Hit timely 3-pointer against Texas A&M (Jan. 26) to stop Aggie run and push lead double digits midway through second half
- Scored nine of her 11 points at Alabama (Jan. 8) in the second half as Gamecocks keep the pressure on the Crimson Tide ... was perfect 3-of-3 from outside the arc
- Hit a pair of 3s in the first half at LSU (Jan. 4), the first of which helped hold off a Lady Tigers' rally
- Became first Gamecock to hand out double-digit assists in the Dawn Staley era with 10 against Savannah State (Dec. 14) while also rebounding well with seven boards
- Hit three 3s against Charlotte (Dec. 4), including two during the late first-half run that turned a two-point lead into an 18-point halftime advantage
- Averaged 9.5 points in just 17.0 minutes over two games at the Junkanoo Jam (Nov. 27-28)
- Hit four 3s against #22/22 Syracuse (Nov. 28), including two during the key 18-4 run that rallied the Gamecocks for the win, and dished out five assists as well
- Provided steady point guard play off the bench against Southern Cal (Nov. 15), handing out six assists to get the inside game going and hitting 3-of-5 from behind the arc

2014-15 Game-by-Game

Opponent	Date	GS	MIN	FG-A	3FG-A	FT-A	Reb	A	TO	B	S	TP
Southern Cal	11/15		25	3-5	3-5	0-0	0-2-2	6	2	1	3	9
Clemson	11/20						— DNP (Coach's Decision) —					
San Diego St.	11/23		19	2-7	1-4	0-0	0-3-3	2	1	0	1	5
vs. Wisconsin	11/27		12	3-6	1-3	0-0	0-4-4	2	1	0	0	7
vs. Syracuse	11/28		22	4-10	4-9	0-0	2-0-2	5	0	0	0	12
NC Central	12/1		13	0-1	0-1	0-0	0-2-2	3	1	0	1	0
Charlotte	12/4		23	3-5	3-5	0-0	0-1-1	3	1	0	0	9
at Duke	12/7		7	0-1	0-1	0-0	0-1-1	0	1	0	0	0
vs. Savannah St.	12/14		18	0-2	0-2	0-0	0-7-7	10	2	0	0	0
at Hampton	12/17		14	0-4	0-3	0-0	0-2-2	1	1	1	0	0
vs. C. Michigan	12/20		15	1-3	0-2	0-0	1-1-2	4	1	0	0	2
vs. Liberty	12/21		14	2-3	1-1	0-0	1-2-3	1	0	0	0	5
Auburn	1/2		11	1-1	1-1	0-0	0-1-1	2	3	0	0	3
at LSU	1/4		21	2-6	2-6	0-0	0-1-1	4	3	0	0	6
at Alabama	1/8		15	4-4	3-3	0-0	0-2-2	1	1	0	0	11
Kentucky	1/11		10	1-4	0-1	0-0	0-1-1	1	2	0	0	2
at Missouri	1/15		8	0-4	0-4	0-0	1-0-1	1	1	0	0	0
at Florida	1/19		19	2-4	1-3	0-0	0-1-1	3	1	0	0	5
Texas A&M	1/26		15	2-2	1-1	0-0	0-1-1	2	1	0	0	5
Alabama	1/29		19	2-5	1-4	0-0	0-1-1	1	1	0	1	5
at Ole Miss	2/1		7	0-1	0-0	1-2	0-1-1	1	0	0	0	1
at Georgia	2/5		20	2-5	2-4	0-0	0-2-2	0	1	0	0	6
at UConn	2/9		6	0-3	0-0	0-0	0-0-0	0	2	0	0	0
LSU	2/12		15	3-5	3-5	0-0	0-2-2	2	0	0	1	9
Vanderbilt	2/15		18	3-4	3-4	0-0	0-2-2	4	2	0	0	9
at Arkansas	2/19		24	2-5	2-5	0-0	1-1-2	2	1	1	0	6

Career Stats at South Carolina

Year	GP	GS	Min	Avg	FG	FGA	Pct	3FG	FGA	Pct	FT	FTA	Pct	Off	Def	Tot	Avg	PF	FO	A	TO	Blk	Stl	Pts	Avg
2011-12	34	0	383	11.3	53	181	.293	32	127	.252	10	22	.455	20	29	49	1.4	20	0	10	15	1	9	148	4.4
2012-13	— Did Not Play (injury) —																								
2013-14	34	1	553	16.3	44	146	.301	20	86	.233	14	23	.609	13	56	69	2.0	19	0	48	23	9	6	122	3.6
2014-15	25	0	390	15.6	42	101	.416	32	77	.416	1	2	.500	6	41	47	1.9	17	0	61	30	3	7	117	4.7
Career Totals	93	1	1326	14.3	139	428	.325	84	290	.290	25	47	.532	39	126	165	1.8	56	0	119	68	13	22	387	4.2

#23

	Season	Career
10+ Points	2	9
5+ Assists	3	5
5+ Steals	0	0
Tm-High Pts.	0	2
Tm-High Assts.	5	8

Miscellaneous

Pts	15 vs. Presbyterian, 11/27/11
Rebs	8 at Mississippi State, 2/6/14
Stls	3 vs. Southern Cal, 11/15/14
Assts	10 vs. Savannah St., 12/14/14
Min	31 vs. Vanderbilt, 1/5/14
FG	5, 3x, last, vs. Kentucky, 1/9/13
3FG	5 vs. Presbyterian, 11/27/11
FT	4 at Southern Cal, 11/25/13

Career Highs

Pts	12 vs. Syracuse, 11/28
Rebs	7 vs. Savannah St., 12/14
Stls	3 vs. Southern Cal, 11/15
Assts	10 vs. Savannah St., 12/14
Min	25 vs. Southern Cal, 11/15
FG	4, 2x, last at Alabama, 1/8
3FG	4 vs. Syracuse, 11/28
FT	1 at Ole Miss, 2/1/15

14-15 Season Highs

Pts	11, 3x, last at Alabama, 1/8/15
Rebs	8 at Mississippi State, 2/6/14
Stls	1, 7x, last vs. LSU, 2/12/15
Assts	4, 3x, last vs. Vanderbilt, 2/15/15
Min	31 vs. Vanderbilt, 1/5/14
FG	5 vs. Kentucky, 1/9/14
3FG	3, 4x, last vs. Vanderbilt, 2/15/15
FT	3 vs. Georgia, 2/27/14

SEC Career Highs



KHADIJAH SESSIONS

5-8 • Junior • Guard
Myrtle Beach, S.C. • Myrtle Beach

- Has played in every game this season, starting all but the season opener
- Has seven games with no turnovers this season
- Leads the SEC with 2.2 assist-to-turnover ratio ... ranks seventh in assists (3.1) and fourth in steals (2.1) ... 2.2 steals per SEC game is fourth-best in league
- Has led the team in assists eight times – NC Central, Charlotte, at Hampton, Auburn, at Alabama, at Missouri, at Ole Miss, at Arkansas
- Has picked up three or more steals 10 times this season
- Shot 7-of-10 (.700) from 3-point range over last four games
- Posted five points and three steals in first four minutes at Arkansas (Feb. 19) en route to best all-around game of the season
- Broke a 6-6 tie early against LSU (Feb. 12) with a 3-pointer and a transition layup en route to matching her season high of 12 points
- Hit a pair of 3s en route to eight second-half points at #2/2 UConn (Feb. 9) that looked to start a comeback
- Set the tone defensively against #12/10 Texas A&M (Jan. 26) with two of her career-high tying four steals coming in the opening three minutes of the game
- Tied career high with three 3s against #10/11 Kentucky (Jan. 11), including one off balance at the end of the shot clock to turn a four-point lead into seven midway through the second half
- Swiped four steals at Alabama (Jan. 8), including back-to-back possessions to spark first-half run that broke open game
- Matched career high for third time this season with four steals against Savannah State (Dec. 14)
- Swiped one of her three steals late in the comeback at #9/8 Duke and was part of the double-team that generated Olivia Gaines' steal in the last 20 seconds that set up the game-winning play
- Capped the 11-0 comeback run late against #22/22 Syracuse (Nov. 28) with a transition layup
- Tied her career high with four steals against San Diego State (Nov. 23)
- Was solid on both ends of the floor against Clemson (Nov. 20), handing out four assists with no turnovers while pulling down career-high six rebounds
- Hit a clutch 3-pointer to start a 14-0 run that erased a Southern Cal (Nov. 15) lead with seven minutes left and put the game out of reach

2014-15 Game-by-Game

Opponent	Date	GS	MIN	FG-A	3FG-A	FT-A	Reb	A	TO	B	S	TP
Southern Cal	11/15		19	2-5	2-3	0-0	1-1-2	2	1	1	1	6
Clemson	11/20	*	18	2-3	1-1	2-3	1-5-6	4	0	0	1	7
San Diego St.	11/23	*	14	2-5	0-2	2-3	0-0-0	3	0	0	4	6
vs. Wisconsin	11/27	*	21	1-5	0-1	0-0	0-4-4	2	0	0	2	2
vs. Syracuse	11/28	*	22	2-8	1-5	0-1	0-1-1	3	0	1	1	5
NC Central	12/1	*	19	2-2	0-0	0-0	1-3-4	8	1	0	4	4
Charlotte	12/4	*	32	1-4	0-2	4-6	1-1-2	4	2	0	2	6
at Duke	12/7	*	34	0-3	0-2	0-0	1-1-2	2	2	0	3	0
vs. Savannah St.	12/14	*	16	1-5	0-1	2-3	2-0-2	4	1	0	4	4
at Hampton	12/17	*	24	1-3	0-1	0-0	1-2-3	5	0	0	0	2
vs. C. Michigan	12/20	*	21	1-3	0-2	0-0	1-1-2	3	4	0	2	2
vs. Liberty	12/21	*	18	0-3	0-2	0-0	0-1-1	1	1	0	2	0
Auburn	1/2	*	23	1-2	0-1	1-1	0-3-3	4	4	0	2	3
at LSU	1/4	*	13	0-1	0-1	0-0	1-2-3	0	1	0	1	0
at Alabama	1/8	*	18	1-3	0-1	0-0	1-0-1	5	0	0	4	2
Kentucky	1/11	*	29	4-9	3-6	1-4	0-5-5	2	4	0	1	12
at Missouri	1/15	*	24	3-7	1-4	0-1	1-4-5	2	0	0	1	7
at Florida	1/19	*	13	0-0	0-0	0-0	1-2-3	2	1	0	0	0
Texas A&M	1/26	*	24	1-2	0-0	2-2	0-2-2	2	2	1	4	4
Alabama	1/29	*	21	3-6	0-2	1-2	1-3-4	4	3	0	3	7
at Ole Miss	2/1	*	31	3-5	0-1	1-3	1-1-2	3	1	0	2	7
at Georgia	2/5	*	22	0-1	0-0	1-4	0-3-3	2	1	0	0	1
at UConn	2/9	*	25	3-8	2-4	0-0	1-0-1	1	1	0	1	8
LSU	2/12	*	27	5-6	2-2	0-0	0-0-0	2	2	0	3	12
Vanderbilt	2/15	*	18	1-2	1-1	0-1	0-2-2	3	1	1	3	3
at Arkansas	2/19	*	33	3-5	2-3	3-4	2-3-5	7	3	0	4	11

Career Stats at South Carolina

Year	GP	GS	Min	Avg	FG	FGA	Pct	3FG	FGA	Pct	FT	FTA	Pct	Off	Def	Tot	Avg	PF	FO	A	TO	Blk	Stl	Pts	Avg
2012-13	33	3	570	17.3	53	151	.351	13	54	.241	72	109	.661	22	24	46	1.4	43	0	36	49	3	21	191	5.8
2013-14	29	26	761	26.2	58	159	.365	18	59	.305	74	109	.679	9	38	47	1.6	60	0	77	45	1	28	208	7.2
2014-15	26	25	579	22.3	43	106	.406	15	48	.313	20	38	.526	18	50	68	2.6	39	0	80	36	4	55	121	4.7
Career Totals	88	54	1910	21.7	154	416	.370	46	161	.286	166	250	.664	49	112	161	1.8	142	0	193	130	8	104	520	5.9

#5

	Season	Career
10+ Points	3	18
5+ Assists	4	9
5+ Steals	0	0
Tm-High Pts.	0	3
Tm-High Assts.	8	19

Miscellaneous

Pts 19 vs. Auburn, 2/3/13
Rebs 6 vs. Clemson, 11/20/14
Stls 4, 8x, last at Arkansas, 2/19/15
Assts 8 vs. NC Central, 12/11/14
Min 37 at Southern Cal, 11/25/13
FG 6, 2x, last, vs. Seton Hall, 11/17/13
3FG 3, 3x, last vs. Kentucky, 1/11/15
FT 8 vs. Auburn, 2/3/13

Career Highs

Pts 12, 2x, last vs. LSU, 2/12
Rebs 6 vs. Clemson, 11/20
Stls 4, 6x, last at Arkansas, 2/19
Assts 8 vs. NC Central, 12/1
Min 34 at Duke, 12/7
FG 5 vs. LSU, 2/12
3FG 3 vs. Kentucky, 1/11
FT 4 vs. Charlotte, 12/4

14-15 Season Highs

Pts 19 vs. Auburn, 2/3/13
Rebs 5, 4x, last at Arkansas, 2/19/15
Stls 4, 5x, last at Arkansas, 2/19/15
Assts 7 at Arkansas, 2/19/15
Min 35 at Missouri, 2/28/13
FG 6 at Missouri, 2/28/13
3FG 3, 3x, last vs. Kentucky, 1/11/15
FT 8 vs. Auburn, 2/3/13

SEC Career Highs



ALEIGHSA WELCH

6-0 • Senior • Forward
Goose Creek, S.C. • Goose Creek

- Voted team captain for third time in her career
- Has started every game this season, not missing a start since Nov. 10, 2013, against Louisiana Tech (58 games)
- Stands 15th in program history in total points with 1,343
- Is sixth in school history with 876 total rebounds – one out of a top-five spot – and is second in career offensive rebounds (414) with an eye on Marsha Williams' (1990-93) record (427)
- Is among SEC's top-20 rebounders and top-10 shot blockers (8th, 1.2)
- Has scored in double figures 12 times and grabbed double-digit rebounds four times
- Led team in rebounding six times – Kentucky, at Missouri, at Georgia, at UConn, LSU, Vandy
- Handed out career-high five assists against LSU (Feb. 12) while also leading team in rebounding
- Moved into career top 10 with first double-double of the season at #2/2 UConn (Feb. 9), adding six of team's first 13 points, then scoring on back-to-back possessions to cut halftime deficit to 10 points early in the second half
- Owned the glass at #22/21 Georgia (Feb. 23) with season-high 14 boards, including career-high nine offensive
- Scored three of the last six points in the first half against #12/10 Texas A&M and recorded one of her two blocks to stop a 2-on-1 break early in the second half
- Posted 10 of her 14 rebounds at Missouri (Jan. 15) in the first half as offense struggled, adding great defense and two free throws late to help seal the win
- Grabbed nine of her 11 rebounds against #10/11 Kentucky (Jan. 11) in the second half, including five in the final 10 minute, four of which came on the offensive end
- Posted her ninth career perfect shooting game with 12 points (6-of-6) against Auburn (Jan. 2), adding six rebounds in just 19 minutes of action
- Was efficient in first half against Liberty (Dec. 21), posting nine of her 15 points and all three of her assists in just 15 minutes of opening-period action
- Played most productive all-around game of season against Charlotte (Dec. 4), narrowly missing double-double by one rebound, grabbing seven of her nine boards on the offensive end, swatting away two shots and handing out three assists
- Scored nine of her 11 points against #22/22 Syracuse (Nov. 28) in the first half to keep the Orange within striking distance ... blocked a shot late in the game to hold off the Orange and become just the 10th Gamecock to record at least 100 career blocks

2014-15 Game-by-Game

Opponent	Date	GS	MIN	FG-A	3FG-A	FT-A	Reb	A	TO	B	S	TP
Southern Cal	11/15	*	27	4-5	0-0	2-4	3-4-7	0	3	4	1	10
Clemson	11/20	*	24	8-11	0-0	1-3	2-1-3	3	0	1	1	17
San Diego St.	11/23	*	17	3-6	0-0	0-0	3-0-3	3	0	0	0	6
vs. Wisconsin	11/27	*	20	2-6	0-0	0-0	2-1-3	2	1	2	1	4
vs. Syracuse	11/28	*	36	5-9	0-0	1-2	2-3-5	3	1	1	0	11
NC Central	12/1	*	24	5-7	0-0	1-1	1-3-4	2	2	1	1	11
Charlotte	12/4	*	22	4-7	0-0	2-2	7-2-9	3	1	2	0	10
at Duke	12/7	*	36	4-11	0-0	0-0	2-6-8	1	2	2	1	8
vs. Savannah St.	12/14	*	20	5-7	0-0	1-4	4-4-8	0	3	0	1	11
at Hampton	12/17	*	24	1-4	0-0	2-4	3-2-5	4	1	0	0	4
vs. C. Michigan	12/20	*	26	6-10	0-1	0-2	2-1-3	2	2	0	0	12
vs. Liberty	12/21	*	21	6-8	0-0	3-4	2-2-4	3	2	1	0	15
Auburn	1/2	*	19	6-6	0-0	0-1	3-3-6	0	2	1	0	12
at LSU	1/4	*	21	3-4	0-0	0-2	1-4-5	1	0	1	0	6
at Alabama	1/8	*	22	5-6	0-0	0-0	0-2-2	1	0	1	0	10
Kentucky	1/11	*	36	4-9	0-0	1-2	4-7-11	2	4	3	1	9
at Missouri	1/15	*	34	3-10	0-0	2-4	4-10-14	1	2	1	0	8
at Florida	1/19	*	21	3-4	0-0	0-0	0-2-2	4	2	1	0	6
Texas A&M	1/26	*	24	5-9	0-0	2-4	1-6-7	0	1	2	0	12
Alabama	1/29	*	21	4-5	0-0	0-1	1-0-1	1	4	0	1	8
at Ole Miss	2/1	*	32	2-4	0-0	2-8	1-4-5	2	0	2	0	6
at Georgia	2/5	*	22	1-7	0-0	0-1	9-5-14	2	0	3	0	2
at UConn	2/9	*	33	8-17	0-0	1-3	7-4-11	0	3	0	1	17
LSU	2/12	*	25	3-5	0-0	0-0	2-7-9	5	1	1	1	6
Vanderbilt	2/15	*	22	3-5	0-0	0-0	6-3-9	1	4	0	2	6
at Arkansas	2/19	*	28	1-4	0-0	0-0	0-3-3	3	3	0	0	2

Career Stats at South Carolina

Year	GP	GS	Min	Avg	FG	FGA	Pct	3FG	FGA	Pct	FT	FTA	Pct	Off	Def	Tot	Avg	PF	FO	A	TO	Blk	Stl	Pts	Avg
2011-12	33	2	694	21.0	98	167	.587	0	1	.000	56	98	.571	104	96	200	6.1	41	0	18	40	22	19	252	7.6
2012-13	33	33	981	29.7	134	224	.598	1	1	1.000	126	178	.708	131	124	255	7.7	56	0	34	53	23	26	395	12.0
2013-14	34	33	1037	30.5	175	305	.574	1	1	1.000	116	194	.598	107	153	260	7.6	61	0	67	64	47	29	467	13.7
2014-15	26	26	657	25.3	104	186	.559	0	1	.000	21	52	.404	72	89	161	6.2	43	2	49	44	30	12	229	8.8
Career Totals	126	94	3369	26.7	511	882	.579	2	4	.500	319	522	.611	414	462	876	6.9	201	2	168	201	122	86	1343	10.7

#24

Career Highlights

2015 Wade Watch List
 2015 Wooden Award Preseason Top 30
 2015 Naismith Trophy Midseason 30
 No. 7 Player in the Nation, espnW (2014-15)
 2015 Preseason All-America Second Team (ESPN)
 2015 Preseason All-SEC First Team (Coaches, Media)
 2014 All-America Honorable Mention (AP, WBCA)
 2014 All-SEC First Team (Coaches)
 2014 All-SEC Second Team (AP)
 2014 WBCA All-Region 3
 2013-14 CoSIDA Academic All-District 4
 2013 All-SEC Second Team (Coaches)
 2012 SEC All-Freshman Team

	Season	Career
Double-Double	1	20
20+ Points	0	5
10+ Points	12	73
10+ Rebounds	4	26
5+ Blocks	0	2
5+ Assists	1	2
Tm-High Pts.	2	27
Tm-High Rebs.	5	44
Tm-High Assts.	2	12

Miscellaneous

Pts 23 vs. N. Carolina 12/18/13
Rebs 17 vs. C. of Charleston, 11/14/13
Blks 5, 2x, last at Kentucky, 2/20/14
Stls 3, 4x, last at Charlotte, 12/8/13
Assts 5, 2x, last vs. LSU, 2/12/15
Min 43 at Texas A&M, 1/16/14
FG 10 at Kentucky, 2/20/14
FT 10 at Xavier, 11/30/11

Career Highs

Pts 17, 2x, last at UConn, 2/9
Rebs 14, 2x, last at Georgia, 2/5
Blks 4 vs. Southern Cal, 11/15
Stls 2 vs. Vanderbilt, 2/15
Assts 5 vs. LSU, 2/12
Min 36, 3x, last vs. Kentucky, 1/11
FG 8, 2x, last at UConn, 2/9
FT 3 vs. Liberty, 12/21

14-15 Season Highs

Pts 21 at Kentucky, 2/20/14
Rebs 16 at Texas A&M, 1/16/14
Blks 5, 2x, last at Kentucky, 2/20/14
Stls 3 vs. Florida, 3/3/13
Assts 5 vs. LSU, 2/12/15
Min 43 at Texas A&M, 1/16/14
FG 10 at Kentucky, 2/20/14
FT 8, 2x, last at Miss. St., 2/6/14

SEC Career Highs



JATARIE WHITE

6-4 • Freshman • Forward
Charlotte, N.C. • Providence Day

- Has played in 13 games, missing nine (Dec. 4 - Jan. 8) with a foot injury and three due to illness (Jan. 26-Feb. 1)
- Has scored in double figures two times
- Was outstanding in return from three-game absence due to illness with a career-high seven rebounds at #22/21 Georgia, including four to go with her four points in the first half as Gamecocks established a lead
- Made her SEC debut with three offensive rebounds in just five minutes against #10/11 Kentucky (Jan. 11)
- Netted 10 points in just 15 minutes against Wisconsin (Nov. 27)
- Scored double digits for first time her career with 11 points in 17 minutes against Clemson (Nov. 20)
- Made her collegiate debut against Southern Cal (Nov. 15), grabbing two rebounds in three minutes of action.

#40

Career Highlights

No. 7 recruit in 2014 class (espnW)
2014 High School All-America (WBCA, McDonald's)

	Season	Career
Double-Double	0	0
10+ Points	2	2
5+ Assists	0	0
5+ Steals	0	0
Tm-High Pts.	0	0
Tm-High Assts.	0	0

Miscellaneous

Pts 11 vs. Clemson, 11/20/14
Rebs 7 at Georgia, 2/5/15
Blks 2 at Georgia, 2/5/15
Stls 1, 4x, last vs. Vanderbilt, 2/15/15
Assts 2, 2x, vs. LSU, 2/12/15
Min 22 vs. San Diego State, 11/23/14
FG 5 vs. Clemson, 11/20/14
FT 2, 2x, last vs. Vanderbilt, 2/15/15

Career Highs

Pts 5 at Georgia, 2/5/15
Rebs 7 at Georgia, 2/5/15
Blks 2 at Georgia, 2/5/15
Stls 1 vs. Vanderbilt, 2/15/15
Assts 2 vs. LSU, 2/12/15
Min 21 at Georgia, 2/5/15
FG 2 at Georgia, 2/5/15
FT 2 at Vanderbilt, 2/15/15

SEC Highs

2014-15 Game-by-Game

Opponent	Date	GS	MIN	FG-A	3FG-A	FT-A	Reb	A	TO	B	S	TP
Southern Cal	11/15	3	0-0	0-0	0-0	0-2-2	1	0	0	0	0	0
Clemson	11/20	17	5-12	0-0	1-1	3-2-5	0	0	0	1	11	
San Diego St.	11/23	22	3-5	0-0	0-0	1-5-6	0	0	0	1	6	
vs. Wisconsin	11/27	15	4-7	0-0	2-3	1-2-3	2	0	0	1	10	
vs. Syracuse	11/28	8	0-2	0-0	0-0	0-0-0	0	0	0	0	0	
NC Central	12/1	7	1-1	0-0	0-0	0-1-1	0	2	0	0	2	
Charlotte	12/4					— DNP (Injury) —						
at Duke	12/7					— DNP (Injury) —						
vs. Savannah St.	12/14					— DNP (Injury) —						
at Hampton	12/17					— DNP (Injury) —						
vs. C. Michigan	12/20					— DNP (Injury) —						
vs. Liberty	12/21					— DNP (Injury) —						
Auburn	1/2					— DNP (Injury) —						
at LSU	1/4					— DNP (Injury) —						
at Alabama	1/8					— DNP (Injury) —						
Kentucky	1/11	5	0-1	0-0	0-0	3-0-3	0	1	1	0	0	
at Missouri	1/15	5	0-0	0-0	0-0	1-1-2	0	1	0	0	0	
at Florida	1/19	15	1-3	0-0	1-4	2-1-3	0	3	0	0	3	
Texas A&M	1/26					— DNP (Illness) —						
Alabama	1/29					— DNP (Illness) —						
at Ole Miss	2/1					— DNP (Illness) —						
at Georgia	2/5	21	2-4	0-0	1-2	0-7-7	0	2	2	0	5	
at UConn	2/9	4	0-1	0-0	0-0	0-0-0	0	1	0	0	0	
LSU	2/12	12	0-0	0-0	0-0	1-1-2	2	2	0	0	0	
Vanderbilt	2/15	12	1-7	0-0	2-2	1-3-4	0	0	0	1	4	
at Arkansas	2/19					— DNP (Coach's Decision) —						

Career Stats at South Carolina

Year	GP	GS	Min	Avg	FG	FGA	Pct	3FG	FGA	Pct	FT	FTA	Pct	Off	Def	Tot	Avg	PF	FO	A	TO	Blk	Stl	Pts	Avg
2014-15	13	0	146	11.2	17	43	.395	0	0	—	7	12	.583	13	25	38	2.9	15	0	5	12	3	4	41	3.2



A'JA WILSON

6-5 • Freshman • Guard/Forward
Hopkins, S.C. • Heathwood Hall

- Has played in every game with one start (Southern Cal)
- Leads the SEC and is 30th in the nation in field goal percentage
- Ranks 10th in the league in points and 12th in rebounds – only freshman among league's top 20 in both categories
- Has recorded four double-doubles
- Has scored in double figures a team-high 22 times with four 20-point games
- Has led the team in scoring a team-high 12 times – Clemson, vs. Wisconsin, NCCU Charlotte, Savannah State, vs. Liberty, Auburn, at LSU, Texas A&M, Alabama, LSU, Vanderbilt
- Has been team's top rebounder six times – San Diego State, vs. Syracuse, NCCU, vs. Liberty, at LSU, at Alabama
- Hit 6-of-7 from the field for 12 points in the first half at Arkansas (Feb. 19), including six in 13-8 run that closed the period
- Became first freshman in Gamecock history to post back-to-back 20-point games in SEC play with 20 points against Vanderbilt (Feb. 15), including seven during a 9-0 run that built a double-digit lead late in the first half
- Dominated LSU (Feb. 12) with career-high 26 points in 25 minutes, including eight points of the Gamecocks' 16-4 run that broke open the game midway through the first half
- Picked up fourth SEC Freshman of the Week award after averaging 15.3 points and 6.7 rebounds in wins over Texas A&M, Alabama and Ole Miss
- Grabbed six of her nine rebounds against #12/10 Texas A&M in the second half after helping build first-half lead with 11 of her team-high 18 points
- Posted 10 of her 16 points at Florida (Jan. 19) in the first half, including six during a 14-2 first-half run that broke open the game
- Scored half of team's points in 6-0 run to close first half at LSU (Jan. 4) and added 12 in second half to prevent any Lady Tiger comeback
- Recorded a double-double in Gamecocks' final game of the month for the second time with 17 points and 10 boards against Liberty (Dec. 21) with 11 of those points coming in the second half
- Scored six points during Gamecocks' 12-2 first-half run against Central Michigan (Dec. 20) that turned a five-point lead into a 15-point advantage
- Poured in career-high 23 points against Savannah State on best shooting night of the season (8-of-10)
- Earned SEC and USBWA National Freshman of the Week honors after leading team to three wins (Dec. 1-7)
- Capped the team's comeback from four points down in the final 42 seconds at #9/8 Duke with a game-winning putback with two seconds left ... three of her four made field goals gave team the lead at different points of the

second half

- Earned SEC Freshman of the Week (Nov. 24-30) and Junkanoo Jam Lucaya Division MVP honors after averaging 13.0 points and a team-high 8.0 rebounds over the two games at the event
- Recorded first career double-double against No. 22/22 Syracuse (Nov. 28), including critical play in final two minutes after Gamecocks had taken a narrow lead, recording a blocked shot, a putback and a steal

2014-15 Game-by-Game

Opponent	Date	GS	MIN	FG-A	3FG-A	FT-A	Reb	A	TO	B	S	TP
Southern Cal	11/15	*	16	2-7	0-0	0-2	1-4-5	1	3	1	1	4
Clemson	11/20		20	6-8	0-0	6-7	2-3-5	0	2	1	0	18
San Diego St.	11/23		18	5-9	0-0	5-6	3-6-9	3	0	1	3	15
vs. Wisconsin	11/27		21	4-7	0-0	3-5	1-5-6	1	1	2	3	11
vs. Syracuse	11/28		26	5-13	0-0	5-9	4-6-10	0	1	1	2	15
NC Central	12/1		17	4-12	0-0	8-9	5-3-8	1	1	0	2	16
Charlotte	12/4		25	8-12	0-0	1-3	0-3-3	1	2	3	3	17
at Duke	12/7		26	4-8	0-0	2-5	2-3-5	0	3	1	1	10
vs. Savannah St.	12/14		21	8-10	0-0	7-10	2-4-6	1	1	2	1	23
at Hampton	12/17		17	5-9	0-0	2-2	2-4-6	1	2	1	1	12
vs. C. Michigan	12/20		20	6-9	0-0	0-0	0-5-5	0	1	1	3	12
vs. Liberty	12/21		22	6-11	0-0	5-10	3-7-10	1	0	3	1	17
Auburn	1/2		27	6-17	0-0	0-1	2-8-10	1	1	2	0	12
at LSU	1/4		26	7-11	0-0	7-9	3-10-13	2	5	3	1	21
at Alabama	1/8		19	3-7	0-0	5-7	0-5-5	3	4	3	1	11
Kentucky	1/11		28	3-13	0-0	2-4	4-5-9	1	0	3	0	8
at Missouri	1/15		12	1-3	0-0	1-4	1-3-4	0	1	0	0	3
at Florida	1/19		21	7-11	0-0	2-2	2-7-9	0	1	1	1	16
Texas A&M	1/26		25	6-10	0-0	6-8	1-8-9	1	4	2	1	18
Alabama	1/29		17	7-9	0-0	3-8	3-2-5	3	1	1	0	17
at Ole Miss	2/1		21	4-12	0-0	3-4	4-2-6	1	1	1	2	11
at Georgia	2/5		9	1-2	0-0	2-4	2-3-5	0	6	2	0	4
at UConn	2/9		22	4-8	0-0	2-4	3-3-6	2	1	0	0	10
LSU	2/12		25	7-12	1-1	11-15	5-3-8	0	1	2	1	26
Vanderbilt	2/15		20	5-7	0-0	10-11	2-3-5	2	0	0	1	20
at Arkansas	2/19		21	7-10	0-1	0-2	2-2-4	1	1	3	0	14

Career Stats at South Carolina

Year	GP	GS	Min	Avg	FG	FGA	Pct	3FG	FGA	Pct	FT	FTA	Pct	Off	Def	Tot	Avg	PF	FO	A	TO	Blk	Stl	Pts	Avg
2014-15	26	1	542	20.8	131	247	.530	1	2	.500	98	151	.649	59	117	176	6.8	50	1	27	44	40	29	361	13.9

#22

Career Highlights

2015 Wooden Award Midseason Top 20 and Naismith Midseason 30
 2014 Subway All-Classic Team
 2014 Junkanoo Jam, Lucaya Division MVP
 USBWA National Freshman of the Week (Dec. 1-7)
 5-Time SEC Freshman of the Week (11/24-30; 12/1-7; 12/29-1/4; 1/26-2/1; 2/9-15)
 2014 National High School Player of the Year (WBCA, Naismith, Parade)
 No. 1 recruit in 2014 class (espnW)
 2014 McDonald's All-America
 2014 FIBA Americas U18 Championship MVP
 2014 FIBA Americas U18 Championship (gold)
 2013 FIBA U19 World Championship (gold)

	Season	Career	Miscellaneous
Double-Double	4	4	
20+ Points	4	4	
10+ Points	22	22	
10+ Rebs	4	4	
5+ Steals	0	0	
Tm-High Pts.	12	12	
Tm-High Rebs.	6	6	

Pts26 vs. LSU, 2/12/15	Career Hghs
Rebs13 at LSU, 1/4/15	
Blks3, 6x, last at Arkansas, 2/19/15	
Stls3, 4x, last vs. C. Michigan, 12/20/14	
Assts3, 3x, last vs. Alabama, 1/29/15	
Min28 vs. Kentucky, 1/11/15	
FG8, 2x, last vs. Sav. St., 12/14/14	
FT11 vs. LSU, 2/12/15	

Pts26 vs. LSU, 2/12/15	SEC Career Hghs
Rebs13 at LSU, 1/4/15	
Blks3, 4x, last at Arkansas, 2/19/15	
Stls2 at Ole Miss, 2/1/15	
Assts3, 2x, last vs. Alabama, 1/29/15	
Min28 vs. Kentucky, 1/11/15	
FG7, 4x, last at Arkansas, 2/19/15	
FT11 vs. LSU, 2/12/15	



Official Basketball Box Score -- Game Totals -- Final Statistics
Southern Cal vs #2 South Carolina
11/15/14 7 p.m. at Columbia, S.C./Colonial Life Arena



Southern Cal 61 • 0-1

#	Player	F	Total		3-Ptr		Rebounds			PF	TP	A TO Blk Stl				Min
			FG-FGA	FG-FGA	FT-FTA	Off	Def	Tot	A			TO	Blk	Stl		
13	Horn, Kaneisha	f	4-9	1-1	2-2	1	1	2	4	11	0	1	0	4	20	
21	Vaiolotama, Alexyz	f	3-6	1-1	2-2	0	1	1	4	9	0	0	1	2	18	
01	Adams, Jordan	g	3-10	0-2	0-1	0	4	4	1	6	1	2	0	1	34	
10	Jaco, Courtney	f	1-6	1-3	0-0	0	0	0	0	3	2	2	0	1	27	
23	Barrett, Brianna	g	1-7	0-0	5-8	2	3	5	3	7	2	2	0	1	22	
05	Calvert, McKenzie		2-9	0-2	7-7	1	1	2	1	11	0	1	0	0	23	
24	Edelman, Drew		5-5	0-0	0-0	3	2	5	3	10	0	3	0	0	16	
32	Alofaituli, Kiki		0-2	0-0	0-0	0	1	1	3	0	1	0	0	0	15	
35	Simon, Kristen		2-4	0-0	0-0	1	5	6	4	4	3	4	1	1	24	
43	Okonkwo, Amy		0-5	0-1	0-0	4	0	4	0	0	0	0	0	0	1	
Team						3	1	4								
Totals			21-63	3-10	16-20	15	19	34	23	61	9	15	2	10	200	
FG 1st Half: 9-37 24.3% 2nd half: 12-26 46.2% Game: 21-63 33.3%																
3FG 1st Half: 2-8 25.0% 2nd half: 1-2 50.0% Game: 3-10 30.0%																
FT 1st Half: 4-4 100% 2nd half: 12-16 75.0% Game: 16-20 80.0%																
Deadball Rebounds 0																

FG % 1st Half: 9-37 24.3% 2nd half: 12-26 46.2% Game: 21-63 33.3% Deadball Rebounds 0
3FG % 1st Half: 2-8 25.0% 2nd half: 1-2 50.0% Game: 3-10 30.0%
FT % 1st Half: 4-4 100.0 2nd half: 12-16 75.0% Game: 16-20 80.0%

#2 South Carolina 70 • 1-0

#	Player		Total		3-Ptr		Rebounds			PF	TP	A To Blk Stl				Min
			FG	FGA	FG	FGA	FT	FTA	Off			Def	Tot	A	To	
22	WILSON, A'ja	f	2-7	0-0	0-2		1	4	5	0	4	1	3	1	1	16
24	WELCH, Aleighsa	f	4-5	0-0	2-4		3	4	7	5	10	0	3	4	1	27
33	IBIAM, Elem	c	2-3	0-0	1-2		2	4	6	1	5	0	0	1	1	22
41	COATES, Alaina	c	6-8	0-0	6-6		4	9	13	1	18	0	1	2	0	30
25	MITCHELL, Tiffany	g	4-10	0-3	10-12		1	1	2	3	18	4	6	0	1	38
01	CUEVAS, Bianca		0-3	0-2	0-1		0	1	1	2	0	0	1	0	1	5
02	GAINES, Olivia		0-0	0-0	0-0		0	0	0	0	0	0	0	0	0	1
05	SESSIONS, Khadijah		2-5	2-3	0-0		1	1	2	2	6	2	1	1	1	19
23	ROY, Tina		3-6	3-5	0-0		0	2	2	3	9	6	2	1	3	25
31	DOZIER, Asia		0-3	0-2	0-0		0	0	0	0	0	1	2	0	0	14
40	WHITE, Jatarie		0-0	0-0	0-0		0	2	2	1	0	1	0	0	0	3
Team							0	3	3							
Totals			23-50	5-15	19-27		12	31	43	18	70	15	19	10	9	200
FG % 1st Half: 9-25 36.0% 2nd half: 14-25 56.0% Game: 23-50 46.0% Deadball																
3FG % 1st Half: 1-5 20.0% 2nd half: 4-10 40.0% Game: 5-15 33.3% Rebounds																
FT % 1st Half: 8-13 61.5% 2nd half: 11-14 78.6% Game: 19-27 70.4% 4																

FG % 1st Half: 9-25 36.0% 2nd half: 14-25 56.0% Game: 23-50 46.0% Deadball Rebounds 4
3FG % 1st Half: 1-5 20.0% 2nd half: 4-10 40.0% Game: 5-15 33.3%
FT % 1st Half: 8-13 61.5% 2nd half: 11-14 78.6% Game: 19-27 70.4%

Officials: Lisa Mattingly, Jesse Dickerson, Bruce Morris
Technical fouls: Southern Cal-None. #2 South Carolina-None.
Attendance: 10057

Score by periods	1st	2nd	Total
Southern Cal	24	37	61
#2 South Carolina	27	43	70

Last FG - USC 2nd-02:14, SC 2nd-02:35.
Largest lead - USC by 5 1st-17:02, SC by 13 2nd-02:35.

Points	In Paint	Off T/O	2nd Chance	Fast Break	Bench
USC	36	22	10	8	25
SC	32	16	14	4	15

Score tied - 6 times.
Lead changed - 7 times.



Official Basketball Box Score -- Game Totals -- Final Statistics
Clemson vs #2/3 South Carolina
11/20/14 7 p.m. at Columbia, S.C./Colonial Life Arena



Clemson 41 • 2-1

#	Player		Total		3-Ptr		Rebounds			PF	TP	A TO Blk Stl				Min
			FG-FA	FG-FGA	FT-FTA	FT-FTA	Off	Def	Tot			A	TO	Blk	Stl	
24	Ivy Atkism	f	4-6	0-0	0-0	2	0	2	0	8	0	1	1	0	24	
00	Shelbie Davenport	g	1-5	1-3	0-0	1	3	4	3	3	0	3	2	0	22	
01	Tiffany Lewis	g	3-11	1-3	0-0	0	2	2	3	7	1	4	0	1	27	
02	Chelsea Lindsay	g	0-4	0-3	0-0	1	0	1	2	0	0	3	0	1	26	
25	Cha'Nelle Perry	g	4-6	0-1	1-2	1	3	4	1	9	3	0	2	0	25	
03	Victoria Cardaci		1-1	1-1	0-0	0	0	0	0	3	1	0	0	0	5	
12	Makayla Johnson		1-2	0-0	0-0	2	5	7	4	2	1	2	1	0	16	
13	Daneasha Provo		0-9	0-5	1-2	2	0	2	0	1	1	0	0	0	21	
14	Paige Mosley		2-4	0-0	0-0	0	1	1	4	4	0	0	1	1	12	
21	Nikki Dixon		1-3	1-1	0-0	1	1	2	2	3	0	3	1	1	12	
33	Alexis Carter		0-1	0-0	1-2	0	0	0	0	1	1	2	0	0	5	
34	Justice Wright		0-1	0-0	0-0	0	0	0	0	0	0	0	0	0	5	
Team						1	2	3								
Totals			17-53	4-17	3-6	11	17	28	19	41	8	18	8	4	200	
FG % 1st Half: 9-25			36.0%	2nd half: 8-28	28.6%	Game: 17-53		32.1%	Deadball Rebounds 1							
3FG % 1st Half: 2-8			25.0%	2nd half: 2-9	22.2%	Game: 4-17		23.5%								
FT % 1st Half: 1-2			50.0%	2nd half: 2-4	50.0%	Game: 3-6		50.0%								

FG % 1st Half: 9-25 36.0% 2nd half: 8-28 28.6% Game: 17-53 32.1% Deadball Rebounds 1
3FG % 1st Half: 2-8 25.0% 2nd half: 2-9 22.2% Game: 4-17 23.5%
FT % 1st Half: 1-2 50.0% 2nd half: 2-4 50.0% Game: 3-6 50.0%

#2/3 South Carolina 99 • 2-0

#	Player		Total		3-Ptr		Rebounds			PF	TP	A TO Blk Stl				Min
			FG-FGA	FG-FGA	FT-FTA	FT-FTA	Off	Def	Tot			A	TO	Blk	Stl	
24	WELCH, Aleighsa	f	8-11	0-0	1-3	2	1	3	1	17	3	0	1	1	24	
33	IBIAM, Elem	c	1-2	0-0	1-1	0	3	3	1	3	0	2	2	0	18	
41	COATES, Alaina	c	4-10	0-0	4-7	4	6	10	0	12	2	0	2	0	20	
05	SESSIONS, Khadijah	g	2-3	1-1	2-3	1	5	6	0	7	4	0	0	1	18	
25	MITCHELL, Tiffany	g	6-8	3-4	0-0	0	0	0	2	15	5	1	0	3	25	
00	FARMER, India		0-0	0-0	0-0	1	0	1	0	0	0	0	0	0	4	
01	CUEVAS, Bianca		4-10	2-6	0-0	1	2	3	0	10	2	0	0	2	17	
02	GAINES, Olivia		0-4	0-0	0-0	3	2	5	1	0	2	2	0	1	10	
03	DUCKETT, Kaydra		0-0	0-0	0-0	0	0	0	0	0	1	0	0	0	3	
15	DAVIS, Tiffany		1-2	1-2	0-0	0	1	1	0	3	2	0	0	0	8	
22	WILSON, A'ja		6-8	0-0	6-7	2	3	5	0	18	0	2	1	0	20	
31	DOZIER, Asia		1-2	1-2	0-0	0	1	1	2	3	4	0	0	0	16	
40	WHITE, Jatarie		5-12	0-0	1-1	3	2	5	0	11	0	0	0	1	17	
Team						6	1	7								
Totals				38-72	8-15	15-22	23	27	50	7	99	25	7	6	9	200
FG % 1st Half: 18-35				51.4%	2nd half: 20-37		54.1%	Game: 38-72		52.8%						Deadball
3FG % 1st Half: 4-8				50.0%	2nd half: 4-7		57.1%	Game: 8-13		53.3%						Rebounds
FT % 1st Half: 6-9				66.7%	2nd half: 10-13		76.9%									1

FG % 1st Half: 18-35 51.4% 2nd half: 20-37 54.1% Game: 38-72 52.8% Deadball Rebounds 1
3FG % 1st Half: 4-8 50.0% 2nd half: 4-7 57.1% Game: 8-15 53.3%
FT % 1st Half: 5-9 55.6% 2nd half: 10-13 76.9% Game: 15-22 68.2%

Officials: Beverly Roberts, Denise Brooks, Maj Forsberg
Technical fouls: Clemson-None. #2/3 South Carolina-None.
Attendance: 11012

Score by periods	1st	2nd	Total
Clemson	21	20	41
#2/3 South Carolina	45	54	99

Last FG - CU 2nd-00:33, SC 2nd-01:02.
Largest lead - CU by 4 1st-17:36, SC by 60 2nd-01:43.

Score tied - 1 time.
Lead changed - 1 time.



Official Basketball Box Score -- Game Totals -- Final Statistics
San Diego State vs #2/3 South Carolina
11/23/14 2 p.m. at Columbia, S.C./Colonial Life Arena



San Diego State 38 • 1-3

#	Player		Total		3-Ptr		Rebounds					PF	TP	A TO Blk Stl				Min
			FG-FGA	FG-FGA	FT-FTA	Off	Def	Total	A	TO	Blk			Stl				
02	HUNTER, Christina	f	0-6	0-0	0-0	1	3	4	1	0	0	3	1	1			25	
05	CULBERSON, Chairese	f	1-5	1-3	0-0	2	4	6	2	3	1	2	0	0			23	
25	AMARIKWA, Erimma	f	4-9	0-0	1-4	2	4	6	1	9	1	5	0	3			29	
11	HARVEY, Ahjalee	g	1-5	1-3	0-0	0	0	0	4	3	1	3	0	1			22	
21	JOHNSON, Chloe	g	1-2	0-0	0-0	0	1	1	4	2	0	3	0	0			13	
00	SMITH, Deidra		2-4	0-0	0-0	2	3	5	2	4	0	3	1	1			14	
15	FORT, McKynzie		1-7	1-1	1-2	1	1	2	2	4	4	7	0	1			27	
22	THORNDERSON, Lexy		1-6	0-4	0-0	1	1	2	0	2	0	0	0	0			11	
30	GREENHOUSE, Cheyenne		1-3	1-1	2-2	0	2	2	0	5	1	1	0	0			24	
44	BRANDON, Aleiah		2-2	2-2	0-0	0	0	0	3	6	0	2	0	0			12	
Team						2	3	5										
Totals				14-49	6-14	4-8	11	22	33	19	38	8	29	2	7	200		
FG % 1st Half: 5-19			26.3%	2nd half: 9-30			30.0%	Game: 14-49			28.6%	Deadball						
3FG % 1st Half: 2-4			50.0%	2nd half: 4-10			40.0%	Game: 6-14			42.9%	Rebounds						
FT % 1st Half: 4-8			50.0%	2nd half: 0-0			0.0%	Game: 4-8			50.0%	2.1						

FG % 1st Half: 5-19 26.3% 2nd half: 9-30 30.0% Game: 14-49 28.6% Deadball Rebounds 2,1
3FG % 1st Half: 2-4 50.0% 2nd half: 4-10 40.0% Game: 6-14 42.9%
FT % 1st Half: 4-8 50.0% 2nd half: 0-0 0.0% Game: 4-8 50.0%

#2/3 South Carolina 89 • 3-0

#	Player	FG	FGA	FG-FGA	FT	FTA	Rebounds			PF	TP	A	TO	Blk	Stl	Min
							Off	Def	Total							
24	WELCH, Aleighsa	f	3-6	0-0	0-0	3	0	3	0	6	3	0	0	0	1	17
23	IBIAM, Elem	c	1-3	0-0	2-2	1	1	2	2	4	0	0	0	1	14	
02	GAINES, Olivia	g	0-2	0-0	0-0	1	1	2	2	0	1	2	0	2	16	
05	SESSIONS, Khadijah	g	2-5	0-2	2-3	0	0	0	0	6	3	0	0	4	14	
25	MITCHELL, Tiffany	g	6-8	6-6	2-2	0	2	2	2	20	3	2	0	1	18	
00	RAMER, India	0	0-0	0-0	1-2	0	0	0	0	1	0	0	0	0	3	
01	CUEVAS, Bianca	4	4-6	1-3	2-2	0	3	3	1	11	5	1	0	4	17	
15	DAVIS, Tiffany	0	0-3	0-2	0-1	2	0	2	0	0	1	2	0	0	8	
22	WILSON, A'ja	5	5-9	0-0	5-6	3	6	9	0	15	3	0	1	3	18	
23	ROY, Tina	2	2-7	1-4	0-0	0	3	3	0	5	2	1	0	1	19	
31	DOZIER, Asia	2	2-3	1-2	0-1	0	0	0	0	5	4	1	0	1	16	
40	WHITE, Jatarie	3	3-5	0-0	0-0	1	5	6	1	6	0	0	1	2	22	
41	COATES, Alaina	5	3-8	0-0	0-1	2	3	5	1	10	0	1	0	0	18	
	Team					1	2	3								
	Totals		33-65	9-19	14-20	14	26	40	7	89	25	10	1	18	200	
	FG % 1st Half: 18-35	51.4%	2nd half: 15-30	50.0%	Game: 33-65	50.8%									Deadball	
	3FG % 1st Half: 4-10	40.0%	2nd half: 5-9	55.6%	Game: 9-19	47.4%									Rebounds	
	FT % 1st Half: 11-13	84.6%	2nd half: 3-7	42.9%	Game: 14-20	70.0%									1	



Official Basketball Box Score -- Game Totals -- Final Statistics
#22/22 Syracuse vs #1/2 South Carolina
11/28/14 8:00 PM at Freeport Grand Bahamas



#22/22 Syracuse 63 • 4-1

#	Player	Total		3-Ptr		Rebounds			PF	TP	A TO Blk Stl				Min
		FG	FGA	FG	FGA	FT	FTA	Off Def Tot			A	TO	Blk	Stl	
01	Alexis Peterson	*	4-10	1-4	0-0	3	3	6	3	9	9	3	0	1	40
10	Isabella Slim	*	1-2	1-2	0-0	1	0	1	1	3	0	1	0	0	11
11	Cornelia Fondren	*	5-7	1-2	1-1	3	3	6	4	12	1	0	0	0	25
13	Brianna Butler	*	6-21	4-10	2-2	0	4	4	3	18	0	4	0	0	31
50	Briana Day	*	3-7	0-0	7-11	7	10	17	3	13	1	2	1	1	37
00	Diamond Henderson		3-8	0-3	0-0	0	0	0	3	6	0	2	0	1	30
22	Taylor Ford		0-3	0-2	2-4	1	7	8	2	2	4	1	0	0	23
44	Amber Witherspoon		0-0	0-0	0-0	0	1	1	2	0	0	1	0	0	3
Team						4	3	7			2				
Totals			22-58	7-23	12-18	19	31	50	21	63	15	16	1	3	200

FG % 1st Half: 14-30 46.7% 2nd half: 8-28 28.6% Game: 22-58 37.9% Deadball Rebounds 4
3FG % 1st Half: 4-12 33.3% 2nd half: 3-11 27.3% Game: 7-23 30.4%
FT % 1st Half: 3-5 60.0% 2nd half: 9-13 69.2% Game: 12-18 66.7%

#1/2 South Carolina 67 • 5-0

#	Player	Total		3-Ptr		Rebounds			PF	TP	A TO Blk Stl				Min
		FG	FGA	FG	FGA	FT	FTA	Off Def Tot			A	TO	Blk	Stl	
24	WELCH, Aleighsa	f	5-9	0-0	1-2	2	3	5	2	11	3	1	1	0	36
33	IBIAM, Elem	f	0-4	0-0	0-0	2	1	3	4	0	2	2	1	0	15
41	COATES, Alaina	f	0-0	0-0	0-0	0	1	1	2	0	0	0	0	0	13
05	SESSIONS, Khadijah	g	2-8	1-5	0-1	0	1	1	1	5	3	0	1	1	22
25	MITCHELL, Tiffany	g	6-13	3-8	6-8	4	4	8	2	21	3	1	0	1	40
01	CUEVAS, Bianca		0-4	0-3	0-0	0	0	0	3	0	0	0	0	0	9
02	GAINES, Olivia		0-0	0-0	0-0	0	0	0	0	0	0	0	0	0	2
22	WILSON, A'ja		5-13	0-0	5-9	4	6	10	3	15	0	1	1	2	26
23	ROY, Tina		4-10	4-9	0-0	2	0	2	1	12	5	0	0	0	22
31	DOZIER, Asia		1-1	1-1	0-0	0	0	0	0	3	1	0	0	0	7
40	WHITE, Jatarie		0-2	0-0	0-0	0	0	0	1	0	0	0	0	0	8
Team						2	3	5							
Totals			23-64	9-26	12-20	16	19	35	19	67	17	5	4	4	200

FG % 1st Half: 11-32 34.4% 2nd half: 12-32 37.5% Game: 23-64 35.9% Deadball Rebounds 2
3FG % 1st Half: 4-13 30.8% 2nd half: 5-13 38.5% Game: 9-26 34.6%
FT % 1st Half: 5-8 62.5% 2nd half: 7-12 58.3% Game: 12-20 60.0%

Officials: Kathy Lynch, Andy Bills, D'Lynn Schertz
Technical fouls: #22/22 Syracuse-None. #1/2 South Carolina-None.
Attendance: 342

Score by periods	1st	2nd	Total
#22/22 Syracuse	35	28	63
#1/2 South Carolina	31	36	67

Points	In Paint	Off T/O	2nd Chance	Fast Break	Bench
SU	16	6	17	0	8
SC	20	11	13	0	30

Last FG - SU 2nd-06:43, SC 2nd-00:51.
Largest lead - SU by 12 1st-08:41, SC by 7 1st-16:52.

Score tied - 4 times.
Lead changed - 8 times.



Official Basketball Box Score -- Game Totals -- Final Statistics
NC Central vs #1/2 South Carolina
12/01/14 7 p.m. at Columbia, S.C./Colonial Life Arena



NC Central 26 • 2-4

#	Player	Total		3-Ptr		Rebounds			PF	TP	A TO Blk Stl				Min
		FG	FGA	FG	FGA	FT	FTA	Off Def Tot			A	TO	Blk	Stl	
25	DIXON, Tisha	f	1-6	0-0	1-4	0	0	0	3	3	1	1	1	1	20
15	DAVIS, Racquel	c	2-3	0-0	2-4	2	2	4	5	6	0	3	0	1	18
13	WILLIAMS, Rachel	g	0-1	0-0	0-0	0	0	0	2	0	0	2	0	0	19
23	JONES, Morgan	g	3-8	1-3	0-0	0	3	3	3	7	0	6	0	0	28
24	CONERLY, Khrya	g	1-5	0-0	0-0	0	1	1	4	2	0	5	0	2	13
03	HYNES, Alexus		0-2	0-1	0-0	0	1	1	1	0	0	4	0	0	21
04	ASKEW, Kristin		1-4	1-2	0-0	1	0	1	0	3	0	1	0	0	13
10	WHALEY-BRIGGS, M.		0-0	0-0	0-0	0	3	3	0	0	0	2	0	0	8
21	WORKS, Nikki		2-12	0-4	1-2	1	2	3	3	5	0	2	0	0	33
32	ATKINSON, Imani		0-3	0-0	0-0	0	0	0	0	0	0	1	0	1	8
33	CLEMENT, Tia		0-0	0-0	0-0	0	0	0	0	0	0	0	0	0	4
35	MORTON, Kierona		0-1	0-0	0-0	0	4	4	1	0	0	0	0	2	15
Team						2	1	3			1				
Totals			10-45	2-10	4-10	6	17	23	22	26	2	28	1	7	200

FG % 1st Half: 6-22 27.3% 2nd half: 4-23 17.4% Game: 10-45 22.2% Deadball Rebounds 3
3FG % 1st Half: 2-5 40.0% 2nd half: 0-5 0.0% Game: 2-10 20.0%
FT % 1st Half: 2-6 33.3% 2nd half: 2-4 50.0% Game: 4-10 40.0%

#1/2 South Carolina 90 • 7-0

#	Player	Total		3-Ptr		Rebounds			PF	TP	A TO Blk Stl				Min
		FG	FGA	FG	FGA	FT	FTA	Off Def Tot			A	TO	Blk	Stl	
24	WELCH, Aleighsa	f	5-7	0-0	1-1	1	3	4	2	11	2	2	1	1	24
33	IBIAM, Elem	f	4-5	0-0	2-5	1	3	4	1	10	0	0	3	0	20
41	COATES, Alaina	c	4-7	0-0	1-2	0	5	5	2	9	1	1	2	0	21
05	SESSIONS, Khadijah	g	2-2	0-0	0-0	1	3	4	1	4	8	1	0	4	19
25	MITCHELL, Tiffany	g	6-8	1-3	1-2	0	3	3	0	14	4	1	0	7	24
00	FARMER, India		0-0	0-0	0-0	1	1	2	0	0	0	0	0	0	2
01	CUEVAS, Bianca		1-4	1-4	1-2	0	1	1	1	4	5	1	2	3	20
02	GAINES, Olivia		2-3	0-0	0-0	0	1	1	0	4	0	1	0	0	7
03	DUCKETT, Kaydra		1-1	0-0	0-0	0	1	1	0	2	0	1	0	1	4
15	DAVIS, Tiffany		0-1	0-1	0-0	0	1	1	0	0	1	0	0	0	6
22	WILSON, A'ja		4-12	0-0	8-9	5	3	8	2	16	1	1	0	2	17
23	ROY, Tina		0-1	0-1	0-0	0	2	2	0	0	3	1	0	1	13
31	DOZIER, Asia		5-6	3-4	1-1	0	0	0	0	14	1	1	0	2	16
40	WHITE, Jatarie		1-1	0-0	0-0	0	1	1	2	2	0	2	0	0	7
Team						1	2	3							
Totals			35-58	5-13	15-22	10	30	40	11	90	26	13	8	21	200

FG % 1st Half: 14-22 63.6% 2nd half: 21-36 58.3% Game: 35-58 60.3% Deadball Rebounds 3,2
3FG % 1st Half: 1-3 33.3% 2nd half: 4-10 40.0% Game: 5-13 38.5%
FT % 1st Half: 10-16 62.5% 2nd half: 5-6 83.3% Game: 15-22 68.2%

Officials: Sue Blanch, Jesse Dickerson, Eric Brewton
Technical fouls: NC Central-None. #1/2 South Carolina-None.
Attendance: 8823

Score by periods	1st	2nd	Total
NC Central	16	10	26
#1/2 South Carolina	39	51	90

Points	In Paint	Off T/O	2nd Chance	Fast Break	Bench
NCU	12	7	3	0	8
SC	58	31	3	34	42

Last FG - NCCU 2nd-04:15, SC 2nd-00:36.
Largest lead - NCCU None, SC by 64 2nd-00:36.

Score tied - 0 times.
Lead changed - 0 times.



Official Basketball Box Score -- Game Totals -- Final Statistics
Charlotte vs #1/2 South Carolina
12/04/14 8 p.m. at Columbia, S.C./Colonial Life Arena



Charlotte 61 • 1-6

#	Player	Total		3-Ptr		Rebounds			PF	TP	A TO Blk Stl				Min
		FG	FGA	FG	FGA	FT	FTA	Off Def Tot			A	TO	Blk	Stl	
50	RANKIN, Olivia	f	4-5	0-0	0-0	1	1	2	5	8	0	1	0	1	15
03	HOLMES, Ayanna	g	2-6	0-0	4-4	0	2	2	4	8	8	5	0	2	34
20	GORDON, Kira	g	3-9	0-1	1-3	1	3	4	3	7	1	1	1	2	33
21	WEBSTER, Lefty	g	7-13	0-0	3-4	1	0	1	4	17	2	5	0	2	32
22	SIGMON, Hillary	g	4-5	3-3	2-2	2	0	2	3	13	0	6	0	0	26
00	RANSOM, Amaya		0-2	0-0	0-0	0	0	0	0	0	2	0	0	1	5
01	GREGORY, Ciara		0-5	0-3	0-0	3	0	3	1	0	1	0	1	0	16
11	DEMPSEY, Griffin		0-1	0-0	0-0	0	0	0	1	0	1	0	0	0	9
23	OLLEY, Kenya		4-7	0-1	0-0	0	1	1	1	8	0	0	1	1	25
33	BROWN, Tanisha		0-0	0-0	0-0	0	1	1	1	0	1	0	0	0	5
Team						4	0	4							
Totals			24-53	3-8	10-13	12	8	20	23	61	16	18	3	9	200

FG % 1st Half: 10-27 37.0% 2nd half: 14-26 53.8% Game: 24-53 45.3% Deadball Rebounds 1,1
3FG % 1st Half: 1-5 20.0% 2nd half: 2-3 66.7% Game: 3-8 37.5%
FT % 1st Half: 7-9 77.8% 2nd half: 3-4 75.0% Game: 10-13 76.9%

#1/2 South Carolina 82 • 7-0

#	Player		Total		3-Ptr		Rebounds					PF	TP	A TO Blk Stl				Min
			FG	FGA	FG	FGA	FT	FTA	Off	Def	Tot			A	TO	Blk	Stl	
24	WELCH, Aleighsa	f	4-7	0-0	2-2	7	2	9	2	10	3	1	2	0	22			
31	DOZIER, Asia	c	0-4	0-3	0-0	0	0	0	0	0	3	1	0	0	18			
33	IBIAM, Elem	f	7-7	0-0	2-3	1	2	3	2	16	1	1	0	0	19			
25	SESSIONS, Khadijah	g	1-4	0-2	4-6	1	1	2	3	6	4	2	0	2	32			
05	MITCHELL, Tiffany	g	3-6	1-3	2-2	1	0	1	3	9	2	4	0	1	28			
00	FARMER, India		0-0	0-0	0-0	0	0	0	0	0	0	1	0	0	2			
01	CUEVAS, Bianca		0-2	0-0	0-0	0	1	1	1	0	1	1	0	0	6			
02	GAINES, Olivia		0-0	0-0	0-0	0	0	0	0	0	0	0	0	0	1			
02	DUCKETT, Kaydra		0-0	0-0	0-0	0	0	0	0	0	0	0	0	0	1			
23	WILSON, A'ja		8-12	0-0	1-3	0	3	3	3	17	1	2	3	3	25			
23	ROY, Tina		3-5	3-5	0-0	0	1	1	0	9	3	1	0	0	23			
41	COATES, Alaina		4-7	0-0	7-10	5	8	13	0	15	3	1	2	0	23			
	Team					3	1	4										
Totals			30-54	4-13	18-26	18	19	37	14	82	21	15	7	7	200			



Official Basketball Box Score -- Game Totals -- Final Statistics
Savannah State vs #1/1 South Carolina
 12/14/14 12 p.m. at Columbia, S.C. / Colonial Life Arena



Savannah State 49 • 4-3

#	Player	Total		3-Ptr		Rebounds			PF	TP	A TO Blk Stl				Min
		FG	FGA	FG	FGA	FT	FTA	Off Def Tot			A	TO	Blk	Stl	
44	DAVIS, Tiyonda	c	2-3	0-0	0-0	2	2	4	5	4	1	3	0	1	17
01	DORSEY, Brija	g	3-7	0-0	0-1	1	1	2	2	6	2	5	0	0	26
02	HENDRIX, Kenya	g	2-7	1-5	2-2	0	1	1	0	7	0	1	0	2	29
04	NORMAN, Jasmine	g	4-8	0-0	1-2	0	0	0	5	9	1	2	0	1	19
23	KALU, Ezinne	g	8-16	0-3	2-4	0	2	2	4	18	2	1	0	1	37
05	FIELDS, Lauryn	g	0-2	0-1	0-0	0	0	0	0	0	0	1	0	0	8
10	NIXON, Kiah	g	0-0	0-0	0-0	0	0	0	0	0	0	0	0	0	5
12	YOUNG, Jada	g	1-4	0-0	0-0	0	2	2	3	2	0	2	1	1	10
13	THOMAS, Jazmin	g	0-0	0-0	0-0	0	0	0	1	0	1	1	0	0	3
14	RICHARDSON, Tanease	g	1-3	0-0	0-0	0	2	2	4	2	0	0	0	0	11
15	BUIE, Shanikwa	g	0-3	0-1	1-2	1	3	4	3	1	0	0	0	1	10
24	BROWN, Deyja	g	0-5	0-4	0-0	0	0	0	3	0	1	2	0	1	13
25	BUSH, Destini	g	0-1	0-0	0-0	1	2	3	1	0	0	1	1	0	12
Team						1	0	1			1				
Totals			21-59	1-14	6-11	6	15	21	31	49	8	20	2	8	200

FG % 1st Half: 10-28 35.7% 2nd half: 11-31 35.5% Game: 21-59 35.6%
 3FG % 1st Half: 1-7 14.3% 2nd half: 0-7 0.0% Game: 1-14 7.1%
 FT % 1st Half: 1-2 50.0% 2nd half: 5-9 55.6% Game: 6-11 54.5%

#1/1 South Carolina 111 • 9-0

#	Player	Total		3-Ptr		Rebounds			PF	TP	A TO Blk Stl				Min
		FG	FGA	FG	FGA	FT	FTA	Off Def Tot			A	TO	Blk	Stl	
24	WELCH, Aleighsa	f	5-7	0-0	1-4	4	4	8	1	11	0	3	0	1	20
31	DOZIER, Asia	f	0-2	0-1	0-0	0	0	0	0	0	2	0	0	0	15
33	IBIAM, Elem	c	7-9	0-0	7-8	2	2	4	0	21	0	0	1	0	18
05	SESSIONS, Khadijah	g	1-5	0-1	2-3	2	0	2	0	4	4	1	0	4	16
25	MITCHELL, Tiffany	g	6-7	1-1	2-2	0	2	2	2	15	2	0	0	1	21
00	FARMER, India	g	0-2	0-2	1-2	1	1	2	0	1	0	0	0	0	4
01	CUEVAS, Bianca	g	4-7	0-1	1-1	0	1	1	3	9	0	3	0	4	18
02	GAINES, Olivia	g	0-3	0-0	2-2	2	2	4	1	2	1	0	0	0	15
03	DUCKETT, Kaydra	g	0-3	0-0	2-2	2	2	4	1	2	1	0	1	0	7
15	DAVIS, Tiffany	g	0-0	0-0	3-4	0	1	1	1	3	1	0	0	0	10
22	WILSON, A'ja	g	8-10	0-0	7-10	2	4	6	2	23	1	1	2	1	21
23	ROY, Tina	g	0-2	0-2	0-0	0	7	7	1	0	10	2	0	0	18
41	COATES, Alaina	g	7-8	0-0	6-9	3	7	10	0	20	1	2	1	0	17
Team						2	3	5							
Totals			38-65	1-8	34-47	20	36	56	12	111	23	12	6	11	200

FG % 1st Half: 22-31 71.0% 2nd half: 16-34 47.1% Game: 38-65 58.5%
 3FG % 1st Half: 1-3 33.3% 2nd half: 0-5 0.0% Game: 1-8 12.5%
 FT % 1st Half: 15-23 65.2% 2nd half: 19-24 79.2% Game: 34-47 72.3%

Officials: Bob Trammell, Jennifer Rezac, Angelica Suffren
 Technical fouls: Savannah State-None. #1/1 South Carolina-None.
 Attendance: 9605

Score by periods	1st	2nd	Total
Savannah State	22	27	49
#1/1 South Carolina	60	51	111

Last FG - SSU 2nd-00:34, SC 2nd-03:04.
 Largest lead - SSU by 2 1st-19:24, SC by 64 2nd-00:52.

Score tied - 2 times.
 Lead changed - 3 times.

	In	Off	2nd	Fast	Bench
Points	Paint	T/O	Chance	Break	
SSU	26	12	3	6	5
SC	70	34	24	18	60



Official Basketball Box Score -- Game Totals -- Final Statistics
#1/1 South Carolina vs Hampton
 12/17/14 7:00 pm at Hampton, Va. (HU Convocation Center)



#1/1 South Carolina 69 • 10-0

#	Player	Total		3-Ptr		Rebounds			PF	TP	A TO Blk Stl				Min
		FG	FGA	FG	FGA	FT	FTA	Off Def Tot			A	TO	Blk	Stl	
24	WELCH, Aleighsa	f	1-4	0-0	2-4	3	2	5	3	4	4	1	0	0	24
31	DOZIER, Asia	f	1-5	1-4	0-0	0	0	0	0	3	2	1	1	0	17
33	IBIAM, Elem	c	1-5	0-0	2-4	4	3	7	4	4	2	4	1	0	25
05	SESSIONS, Khadijah	g	1-3	0-1	0-0	1	2	3	2	2	5	0	0	0	24
25	MITCHELL, Tiffany	g	7-10	6-8	0-0	1	3	4	4	20	3	1	0	0	30
01	CUEVAS, Bianca	g	5-6	2-3	0-0	0	1	1	1	12	1	2	0	1	19
02	GAINES, Olivia	g	0-0	0-0	0-0	0	0	0	0	0	0	0	0	0	6
15	DAVIS, Tiffany	g	0-0	0-0	0-0	0	1	1	0	0	0	2	0	0	3
22	WILSON, A'ja	g	5-9	0-0	2-2	2	4	6	3	12	1	2	1	1	17
23	ROY, Tina	g	0-4	0-3	0-0	0	2	2	0	0	1	1	1	0	14
41	COATES, Alaina	g	4-9	0-0	4-6	3	10	13	2	12	0	4	3	0	21
Team						4	2	6							
Totals			25-55	9-19	10-16	18	30	48	19	69	19	18	7	2	200

FG % 1st Half: 13-33 39.4% 2nd half: 12-22 54.5% Game: 25-55 45.5%
 3FG % 1st Half: 5-12 41.7% 2nd half: 4-7 57.1% Game: 9-19 47.4%
 FT % 1st Half: 6-8 75.0% 2nd half: 4-8 50.0% Game: 10-16 62.5%

Hampton 49 • 3-6

#	Player	Total		3-Ptr		Rebounds			PF	TP	A TO Blk Stl				Min
		FG	FGA	FG	FGA	FT	FTA	Off Def Tot			A	TO	Blk	Stl	
23	HOBGOOD, Tyler	f	1-3	0-0	0-2	2	3	5	4	2	0	3	0	0	15
00	TATE-DeFREITAS, Mallia	g	7-20	1-4	4-4	0	2	2	1	19	1	3	0	1	40
01	COLE, Kenia	g	3-7	2-6	1-2	2	2	4	2	9	4	1	0	2	40
02	WHITE, Kyani	g	4-7	1-2	2-2	0	0	0	1	11	1	2	0	0	38
15	JORDAN, Ryan	g	3-13	1-4	0-1	0	4	4	4	7	2	1	1	2	38
05	MARSHALL, Jackie	g	0-1	0-1	0-0	0	0	0	0	0	0	0	0	0	2
24	DAVIS, Aareana	g	0-0	0-0	0-0	0	0	0	1	0	0	0	0	0	2
34	WARD, Brielle	g	0-1	0-0	1-2	0	3	3	5	1	0	0	0	0	25
Team						2	1	3							
Totals			18-52	5-17	8-13	6	15	21	18	49	8	10	1	5	200

FG % 1st Half: 9-26 34.6% 2nd half: 9-26 34.6% Game: 18-52 34.6%
 3FG % 1st Half: 4-9 44.4% 2nd half: 1-8 12.5% Game: 5-17 29.4%
 FT % 1st Half: 3-4 75.0% 2nd half: 5-9 55.6% Game: 8-13 61.5%

Officials: Norma Jones, Rachelle Jones, Erika Herriman
 Technical fouls: #1/1 South Carolina-None. Hampton-None.
 Attendance: 4000

Score by periods	1st	2nd	Total
#1/1 South Carolina	37	32	69
Hampton	25	24	49

Last FG - SC 2nd-00:23, HU 2nd-00:52.
 Largest lead - SC by 27 2nd-03:58, HU by 1 1st-19:08.

Score tied - 2 times.
 Lead changed - 4 times.

	In	Off	2nd	Fast	Bench
Points	Paint	T/O	Chance	Break	
SC	26	10	17	11	36
HU	14	19	6	4	1



Official Basketball Box Score -- Game Totals -- Final Statistics
Central Michigan vs #1/1 South Carolina
 12/20/14 12:00 PM at Williams Arena (Minneapolis, Minn.)



Central Michigan 45 • 4-4

#	Player	Total		3-Ptr		Rebounds			PF	TP	A TO Blk Stl				Min
		FG	FGA	FG	FGA	FT	FTA	Off Def Tot			A	TO	Blk	Stl	
23	Bradford, Crystal	f	9-18	1-3	1-2	0	4	4	2	20	1	4	0	0	34
32	Bracey, Jas'Mine	f	1-5	0-0	0-1	3	5	8	4	2	1	5	0	1	23
03	Green, Jessica	g	1-10	0-2	2-2	2	0	2	1	4	1	3	0	0	21
10	Breen, Cassandra	g	0-3	0-0	0-0	0	2	2	0	0	0	3	0	0	9
12	Tamm, Kerby	g	1-2	1-2	0-0	0	2	2	0	3	0	0	0	1	31
01	Turner, Da'Jourie	g	1-4	0-2	2-2	0	0	0	0	4	1	1	0	2	21
02	Jones, Lorreal	g	4-9	0-1	2-2	4	4	8	3	10	1	4	0	1	26
14	Corley, Amani	g	1-4	0-1	0-0	0	3	3	0	12	1	3	0	1	18
21	Fabrigius, Rikke	g	0-0	0-0	0-0	0	1	1	1	0	0	0	0	0	3
22	Moore, Tinara	g	0-3	0-0	0-0	0	3	3	1	0	1	0	1	0	12
24	Herrington, Karli	g	0-1	0-1	0-0	0	1	1	0	0	0	0	0	0	2
Team						2	0	2							
Totals			18-59	2-12	7-9	11	25	36	12	45	7	23	1	6	200

FG % 1st Half: 10-36 27.8% 2nd half: 8-23 34.8% Game: 18-59 30.5%
 3FG % 1st Half: 0-6 0.0% 2nd half: 2-6 33.3% Game: 2-12 16.7%
 FT % 1st Half: 4-4 100.0% 2nd half: 3-5 60.0% Game: 7-9 77.8%

#1/1 South Carolina 80 • 11-0

#	Player	Total		3-Ptr		Rebounds			PF	TP	A TO Blk Stl
---	--------	-------	--	-------	--	----------	--	--	----	----	--------------



Official Basketball Box Score -- Game Totals -- Final Statistics
Auburn vs #1/1 South Carolina
 01/02/15 7 p.m. at Columbia, S.C. / Colonial Life Arena



Auburn 58 • 9-5, 0-1 SEC

#	Player	Total		3-Ptr		Rebounds		PF	TP	A	TO	Blk	Stl	Min
		FG	FGA	FG	FGA	FT	FTA							
13	Katie Frerking	f	2-13	1-5	0-0	1	4	5	3	5	0	1	0	24
44	Tray'Ce Tanner	f	2-5	0-0	0-0	1	4	5	5	4	2	4	1	29
10	Brandy Montgomery	g	3-10	0-3	0-0	2	5	7	1	6	0	2	0	33
22	Kiani Parker	g	2-3	1-1	0-0	0	2	2	4	5	3	4	0	24
40	Khady Dieng	g	0-1	0-0	0-0	0	0	0	2	0	0	0	0	12
00	Hasina Muhammad		8-18	0-0	10-10	1	1	2	4	26	0	1	3	29
23	Jessica Jones		0-1	0-1	0-0	0	0	0	2	0	0	0	1	6
25	Neydja Petithomme		3-6	2-3	2-4	3	1	4	3	10	3	2	0	28
35	Asia Robeson		1-5	0-1	0-0	2	1	3	1	2	0	1	1	17
50	Cabriana Capers		0-0	0-0	0-0	1	2	3	0	0	0	0	0	8
Team						2	1	3	1		1			
Totals			21-62	4-14	12-14	13	21	34	26	58	8	16	6	11
FG % 1st Half: 7-29		24.1%	2nd half: 14-33		42.4%	Game: 21-62		33.9%	Deadball		Rebounds			
3FG % 1st Half: 1-6		16.7%	2nd half: 3-8		37.5%	Game: 4-14		28.6%						
FT % 1st Half: 2-2		100.0%	2nd half: 10-12		83.3%	Game: 12-14		85.7%						

#1/1 South Carolina 77 • 13-0, 1-0 SEC

#	Player	Total		3-Ptr		Rebounds		PF	TP	A	TO	Blk	Stl	Min
		FG	FGA	FG	FGA	FT	FTA							
24	WELCH, Aleighsa	f	6-6	0-0	0-1	3	3	6	0	12	0	2	1	0
31	DOZIER, Asia	f	2-6	1-3	0-0	0	0	0	1	5	4	2	0	1
33	IBIAM, Elem	c	5-8	0-0	1-2	2	0	2	3	11	0	1	1	0
05	SESSIONS, Khadijah	g	1-2	0-1	1-1	0	3	3	2	3	4	4	0	23
25	MITCHELL, Tiffany	g	1-9	1-4	4-4	0	1	1	1	7	4	2	0	26
00	FARMER, India		0-0	0-0	0-0	0	1	1	0	0	0	0	0	2
01	CUEVAS, Bianca		4-8	0-2	2-3	0	0	0	2	10	1	2	1	20
02	GAINES, Olivia		1-1	0-0	1-2	0	1	1	3	3	1	1	0	16
15	DAVIS, Tiffany		0-0	0-0	0-0	0	0	0	0	0	0	0	0	1
22	WILSON, A'ja		6-17	0-0	0-1	2	8	10	3	12	1	1	2	0
23	ROY, Tina		1-1	1-1	0-0	0	1	1	0	3	2	3	0	0
41	COATES, Alaina		3-4	0-0	5-9	5	9	14	1	11	0	0	1	20
Team						3	0	3						
Totals			30-62	3-11	14-23	15	27	42	16	77	17	18	6	8
FG % 1st Half: 15-33		45.5%	2nd half: 15-29		51.7%	Game: 30-62		48.4%	Deadball		Rebounds			
3FG % 1st Half: 1-6		16.7%	2nd half: 2-5		40.0%	Game: 3-11		27.3%						
FT % 1st Half: 3-4		75.0%	2nd half: 11-19		57.9%	Game: 14-23		60.9%						

Officials: Beverly Roberts, Kelly Johnson, Bill Larence
 Technical fouls: Auburn-TEAM. #1/1 South Carolina-None.
 Attendance: 16465

Score by periods	1st	2nd	Total
Auburn	17	41	58
#1/1 South Carolina	34	43	77

Last FG - AU 2nd-00:06, SC 2nd-01:53.
 Largest lead - AU None, SC by 23 2nd-05:53.

Points	In	Off	2nd	Fast	Bench
AU	Paint	T/O	Chance	Break	
24	12	13	8	38	
52	28	16	22	39	

Score tied - 0 times.
 Lead changed - 0 times.



Official Basketball Box Score -- Game Totals -- Final Statistics
#1/1 South Carolina vs LSU
 01/04/15 2:05 p.m. at Baton Rouge, La. (Maravich Center)



#1/1 South Carolina 75 • 14-0 (2-0 SEC)

#	Player	Total		3-Ptr		Rebounds		PF	TP	A	TO	Blk	Stl	Min
		FG	FGA	FG	FGA	FT	FTA							
24	WELCH, Aleighsa	f	3-4	0-0	0-2	1	4	5	0	6	1	0	1	0
31	DOZIER, Asia	f	1-3	1-3	0-0	0	0	0	1	3	1	1	0	0
33	IBIAM, Elem	c	1-2	0-0	0-0	0	4	4	2	2	1	0	1	18
05	SESSIONS, Khadijah	g	0-1	0-1	0-0	1	2	3	3	0	0	1	0	13
25	MITCHELL, Tiffany	g	7-12	3-6	0-0	0	4	4	2	17	2	4	0	24
00	FARMER, India		0-0	0-0	0-0	0	0	0	0	0	0	0	0	2
01	CUEVAS, Bianca		2-8	1-4	3-3	0	1	1	2	8	2	2	0	2
02	GAINES, Olivia		1-3	0-0	0-0	0	0	0	2	2	3	1	0	2
03	DUCKETT, Kaydra		0-0	0-0	0-0	0	0	0	0	0	0	0	0	1
15	DAVIS, Tiffany		1-1	1-1	0-0	0	3	3	1	3	2	3	0	0
22	WILSON, A'ja		7-11	0-0	7-9	3	10	13	3	21	2	5	3	1
23	ROY, Tina		2-6	2-6	0-0	0	1	1	1	6	4	3	0	0
41	COATES, Alaina		2-2	0-0	3-4	1	3	4	2	7	0	3	2	0
Team						4	0	4						
Totals			27-53	8-21	13-18	10	32	42	19	75	18	23	7	8
FG % 1st Half: 15-30		50.0%	2nd half: 12-23		52.2%	Game: 27-53		50.9%	Deadball		Rebounds			
3FG % 1st Half: 6-15		40.0%	2nd half: 2-6		33.3%	Game: 8-21		38.1%						
FT % 1st Half: 1-3		33.3%	2nd half: 12-15		80.0%	Game: 13-18		72.2%						

LSU 51 • 7-7 (1-1 SEC)

#	Player	Total		3-Ptr		Rebounds		PF	TP	A	TO	Blk	Stl	Min
		FG	FGA	FG	FGA	FT	FTA							
23	AMICHIA, Stephanie	f	4-6	0-0	0-2	4	3	7	3	8	1	5	0	2
42	BOYKIN, Sheila	f	3-6	0-0	0-0	3	8	11	2	6	0	1	0	2
11	MONCRIEF, Raigyne	g	3-12	0-0	1-3	2	2	4	1	7	0	1	0	1
13	HILL, Rina	g	2-6	0-0	1-2	0	1	1	2	5	1	1	0	0
24	HARDEN, DaSHAWN	g	4-12	0-1	1-2	0	3	3	3	9	0	4	1	3
01	DEEMER, Jenna		2-6	0-3	1-2	0	0	0	0	5	1	0	0	1
03	BETHEL, Akilah		0-3	0-0	1-2	2	1	3	2	1	0	2	0	1
04	PEDERSEN, Anne		3-8	1-3	1-2	1	0	1	3	8	0	2	0	2
10	RHODES, Jasmine		1-3	0-0	0-1	1	0	1	1	2	1	1	0	1
31	JONES, Ann		0-2	0-0	0-0	1	1	2	3	0	0	1	0	0
Team						2	0	2						
Totals			22-64	1-7	6-16	16	19	35	20	51	4	18	1	13
FG % 1st Half: 9-27		33.3%	2nd half: 13-37		35.1%	Game: 22-64		34.4%	Deadball		Rebounds			
3FG % 1st Half: 1-3		33.3%	2nd half: 0-4		0.0%	Game: 1-7		14.3%						
FT % 1st Half: 3-9		33.3%	2nd half: 3-7		42.9%	Game: 6-16		37.5%						

Officials: Laura Morris, Eric Brewton, Ed Sidlasky
 Technical fouls: #1/1 South Carolina-None. LSU-None.
 Attendance: 3438
 Actual Attendance: 2439

Score by periods	1st	2nd	Total
#1/1 South Carolina	37	38	75
LSU	22	29	51

Last FG - SC 2nd-03:00, LSU 2nd-00:06.
 Largest lead - SC by 31 2nd-11:07, LSU by 2 1st-18:22.

Score tied - 1 time.
 Lead changed - 1 time.



Official Basketball Box Score -- Game Totals -- Final Statistics
#1/1 South Carolina vs Alabama
 01/08/15 6 p.m. at Tuscaloosa, Ala. (Foster Auditorium)



#1/1 South Carolina 102 • 15-0, 3-0 SEC

#	Player		Total		3-Ptr		Rebounds					PF	TP	A	TO	Blk	Stl	Min
			FG	FGA	FG	FGA	FT	FTA	Off	Def	Tot							
24	WELCH, Aleighsa	f	5-6	0-0	0-0	0	2	2	4	10	1	0	1	0	22			
31	DOZIER, Asia	f	6-8	3-5	0-0	0	2	2	2	15	2	1	0	2	24			
33	IBIAM, Elem	c	2-3	0-0	0-0	1	2	3	2	4	0	1	0	0	15			
05	SESSIONS, Khadijah	g	1-3	0-1	0-0	1	0	1	0	2	5	0	0	4	18			
25	MITCHELL, Tiffany	g	6-10	3-6	1-1	0	1	1	2	16	3	0	0	1	26			
00	FARMER, India		0-1	0-0	0-0	1	0	1	1	0	0	0	0	0	4			
01	CUEVAS, Bianca		1-5	1-4	4-4	1	2	3	0	7	3	0	0	0	15			
02	GAINES, Olivia		1-2	0-1	0-0	1	0	1	1	2	3	0	0	0	13			
03	DUCKETT, Kaydra		0-0	0-0	0-0	0	1	1	0	0	0	0	0	0	4			
15	DAVIS, Tiffany		1-1	1-1	1-2	1	0	1	0	4	0	0	0	0	4			
22	WILSON, A'ja		3-7	0-0	5-7	0	5	5	1	11	3	4	3	1	19			
23	ROY, Tina		4-4	3-3	0-0	0	2	2	1	11	1	1	0	0	15			
41	COATES, Alaina		7-8	0-0	6-6	2	1	3	1	20	1	0	3	0	21			
	Team					0	4	4							200			
	Totals		37-58	11-21	17-20	8	22	30	15	102	27	7	7	8	200			
	FG % 1st Half:	19-28	67.9%	2nd half:	18-30	60.0%	Game:	37-58	63.8%							Deadball		
	3FG % 1st Half:	4-9	44.4%	2nd half:	7-12	58.3%	Game:	11-21	52.4%							Rebounds		
	FT % 1st Half:	6-7	85.7%	2nd half:	11-13	84.6%	Game:	17-20	85.0%							1		



Official Basketball Box Score -- Game Totals -- Final Statistics
#1/1 South Carolina vs Mizzou
 1/15/15 8 p.m. at Mizzou Arena



#1/1 South Carolina 60 • 17-0, 5-0 SEC

#	Player	Total		3-Ptr		Rebounds			PF	TP	A TO		Blk	Stl	Min
		FG	FGA	FG	FGA	FT	FTA	Off Def Tot			TO	Blk			
24	WELCH, Aleighsa	f	3-10	0-0	2-4	4	10	14	2	8	1	2	1	0	34
31	DOZIER, Asia	f	1-5	1-4	0-0	0	3	3	2	0	0	1	0	0	30
33	IBIAM, Elem	c	0-3	0-0	0-0	1	2	3	3	0	0	3	2	0	14
05	SESSIONS, Khadijah	g	3-7	1-4	0-1	1	4	5	1	7	2	0	0	1	24
25	MITCHELL, Tiffany	g	8-14	2-5	1-2	1	5	6	1	19	1	2	2	3	34
01	CUEVAS, Bianca		1-5	0-0	3-4	1	1	2	2	5	1	1	0	1	15
02	GAINES, Olivia		0-0	0-0	0-0	0	0	0	1	0	0	0	0	0	2
22	WILSON, A'ja		1-3	0-0	1-4	1	3	4	2	3	0	1	0	0	12
23	ROY, Tina		0-4	0-4	0-0	1	0	1	0	0	1	1	0	0	8
40	WHITE, Jatarie		0-0	0-0	0-0	1	1	2	0	0	0	1	0	0	5
41	COATES, Alaina		4-7	0-0	7-8	4	3	7	4	15	0	2	0	0	22
Team						2	2	4							
Totals			21-58	4-17	14-23	17	34	51	18	60	6	14	5	5	200

FG % 1st Half: 11-34 32.4% 2nd half: 10-24 41.7% Game: 21-58 36.2% Deadball Rebounds 3
 3FG % 1st Half: 1-9 11.1% 2nd half: 3-8 37.5% Game: 4-17 23.5%
 FT % 1st Half: 2-9 22.2% 2nd half: 12-14 85.7% Game: 14-23 60.9%

Mizzou 49 • 11-7, 1-4 SEC

#	Player	Total		3-Ptr		Rebounds			PF	TP	A TO		Blk	Stl	Min
		FG	FGA	FG	FGA	FT	FTA	Off Def Tot			TO	Blk			
22	Frericks, Jordan	f	2-9	0-0	2-4	2	4	6	5	6	0	2	0	2	26
03	Fowler, Bree	g	1-6	0-2	2-2	1	1	2	4	4	2	0	0	0	25
11	Cunningham, Lindsey	g	1-2	0-0	1-2	0	3	3	2	3	3	1	0	0	36
24	Michaelis, Sierra	g	8-15	4-7	2-3	2	5	7	5	22	1	4	0	1	35
30	Eye, Morgan	g	1-10	1-6	2-2	1	6	7	3	5	0	1	0	3	32
02	Stock, Morgan		0-4	0-3	0-0	0	0	0	1	0	0	0	0	0	15
10	Stock, Maddie		3-6	2-4	1-2	0	4	4	2	9	0	3	0	1	20
12	Hudyn, Michelle		0-1	0-0	0-0	0	1	1	0	0	0	0	0	0	6
23	Robinson, Juanita		0-1	0-0	0-0	0	1	1	2	0	0	2	0	0	5
Team						1	1	2							
Totals			16-54	7-22	10-15	7	26	33	24	49	6	14	0	7	200

FG % 1st Half: 8-29 27.6% 2nd half: 8-25 32.0% Game: 16-54 29.6% Deadball Rebounds 2
 3FG % 1st Half: 3-11 27.3% 2nd half: 4-11 36.4% Game: 7-22 31.8%
 FT % 1st Half: 1-3 33.3% 2nd half: 9-15 75.0% Game: 10-15 66.7%

Officials: Michael McConnell, Gina Cross, Doug Knight
 Technical fouls: #1/1 South Carolina-WELCH, Aleighsa. Mizzou-None.
 Attendance: 1440

Score by periods	1st	2nd	Total
#1/1 South Carolina	25	35	60
Mizzou	20	29	49

Last FG - SC 2nd-02:51, MU 2nd-00:02.
 Largest lead - SC by 14 2nd-00:15, MU by 2 1st-19:38.

Score tied - 4 times.
 Lead changed - 1 time.



Official Basketball Box Score -- Game Totals -- Final Statistics
#1/1 South Carolina vs Florida
 01/19/15 7 p.m. ET at Gainesville, FL O'Connell Center



#1/1 South Carolina 77 • 18-0, 6-0 SEC

#	Player	Total		3-Ptr		Rebounds			PF	TP	A TO		Blk	Stl	Min
		FG	FGA	FG	FGA	FT	FTA	Off Def Tot			TO	Blk			
24	WELCH, Aleighsa	f	3-4	0-0	0-0	0	2	2	1	6	4	2	1	0	21
31	DOZIER, Asia	f	1-2	0-1	0-0	0	0	0	0	2	0	0	0	0	14
33	IBIAM, Elem	c	2-4	0-0	0-0	0	3	3	2	4	0	1	1	0	14
05	SESSIONS, Khadijah	g	0-0	0-0	0-0	1	2	3	3	0	2	1	0	0	13
25	MITCHELL, Tiffany	g	8-10	1-1	1-1	0	0	0	1	18	1	1	0	4	23
00	FARMER, India		0-0	0-0	2-2	0	0	0	0	2	0	0	0	1	4
01	CUEVAS, Bianca		4-8	1-3	2-2	0	2	2	1	11	4	1	0	0	19
02	GAINES, Olivia		0-0	0-0	1-2	1	1	2	1	1	1	1	0	0	6
03	DUCKETT, Kaydra		0-1	0-0	0-0	0	0	0	0	0	0	0	0	0	4
15	DAVIS, Tiffany		1-2	1-2	0-0	0	2	2	1	3	0	1	0	0	6
22	WILSON, A'ja		7-11	0-0	2-2	2	7	9	1	16	0	1	1	1	21
23	ROY, Tina		2-4	1-3	0-0	0	1	1	0	5	3	1	0	0	19
40	WHITE, Jatarie		1-3	0-0	1-4	2	1	3	1	3	0	3	0	0	15
41	COATES, Alaina		3-5	0-0	0-1	2	11	13	1	6	1	3	2	3	21
Team						1	2	3							
Totals			32-54	4-10	9-14	9	33	42	13	77	16	16	5	9	200

FG % 1st Half: 17-25 68.0% 2nd half: 15-29 51.7% Game: 32-54 59.3% Deadball Rebounds 2
 3FG % 1st Half: 1-3 33.3% 2nd half: 3-7 42.9% Game: 4-10 40.0%
 FT % 1st Half: 5-8 62.5% 2nd half: 4-6 66.7% Game: 9-14 64.3%

Florida 42 • 9-10, 1-5 SEC

#	Player	Total		3-Ptr		Rebounds			PF	TP	A TO		Blk	Stl	Min
		FG	FGA	FG	FGA	FT	FTA	Off Def Tot			TO	Blk			
23	Copeland, Brooke	f	0-9	0-5	3-4	4	1	5	2	3	1	2	1	0	29
44	Lorezen, Haley	f	2-4	0-0	0-0	3	0	3	3	4	1	0	0	0	15
04	Needles, Carlie	g	1-6	0-3	0-0	2	1	3	2	2	0	4	0	1	26
12	Peoples, Cassie	g	1-12	0-4	0-0	2	1	3	1	2	2	4	0	0	29
23	Lewis, Kayla	g	4-10	0-0	0-0	2	6	8	0	8	1	0	0	0	30
01	Williams, Ronni		6-14	0-0	0-0	2	1	3	5	12	1	1	0	2	18
03	Miller, January		2-9	0-2	0-0	2	2	4	4	4	0	1	0	0	19
11	Anderson, Dyandria		2-4	0-0	0-0	1	0	1	0	4	0	1	0	0	17
15	Dimaitse, Viktorija		0-0	0-0	0-0	0	0	0	2	0	0	2	1	1	10
32	Batchelor, Carla		1-2	1-1	0-0	0	2	2	1	3	0	0	0	0	7
Team						1	2	3							
Totals			19-70	1-15	3-4	19	16	35	20	42	6	15	2	4	200

FG % 1st Half: 8-37 21.6% 2nd half: 11-33 33.3% Game: 19-70 27.1% Deadball Rebounds 0
 3FG % 1st Half: 0-4 0.0% 2nd half: 1-11 9.1% Game: 4-10 40.0%
 FT % 1st Half: 1-2 50.0% 2nd half: 2-2 100.0% Game: 3-4 75.0%

Officials: Lisa Mattingly, Laura Morris, Felicia Grinter
 Technical fouls: #1/1 South Carolina-None. Florida-None.
 Duration: 1:50
 UF #1 R. Williams fouls out at 11:41(2)

Score by periods	1st	2nd	Total
#1/1 South Carolina	40	37	77
Florida	17	25	42

Points In Off 2nd Fast Bench
 SC 46 20 11 14 47
 UF 26 13 12 4 23



Official Basketball Box Score -- Game Totals -- Final Statistics
#12/10 Texas A&M vs #1/1 South Carolina
 01/26/15 7 p.m. at Columbia, S.C. Colonial Life Arena



#12/10 Texas A&M 61 • 16-5, 4-3 SEC

#	Player	Total		3-Ptr		Rebounds			PF	TP	A TO		Blk	Stl	Min
		FG	FGA	FG	FGA	FT	FTA	Off Def Tot			TO	Blk			
01	Courtney Williams	f	3-21	1-2	5-6	1	4	5	2	12	3	2	0	3	34
35	Achiri Ade	f	5-10	0-0	5-7	2	3	5	3	15	0	1	2	1	38
00	Khaalila Hillsman	c	1-2	0-0	0-0	0	1	1	3	2	0	0	0	0	16
24	Jordan Jones	g	6-10	2-5	0-1	2	2	4	4	14	4	5	0	2	28
33	Courtney Walker	g	5-8	0-0	0-0	0	1	1	3	10	1	6	1	1	35
11	Curtye Knox		0-2	0-1	0-0	0	1	1	0	0	2	1	0	0	12
12	Jada Terry		0-0	0-0	0-0	0	1	1	0	0	0	0	0	0	2
13	Chelsea Jennings		0-3	0-0	0-0	1	2	3	0	0	1	0	0	0	6
15	Tori Scott		2-3	0-0	0-0	1	1	2	2	4	0	0	0	0	9
23	Rachel Mitchell		2-3	0-0	0-2	2	3	5	4	4	0	1	0	1	18
32	T. Scott-Williams		0-0	0-0	0-0	0	0	0	0	0	0	0	0	0	2
Team						1	0	1							
Totals			24-62	3-8	10-16	10	19	29	22	61	11	16	3	8	200

FG % 1st Half: 13-28 46.4% 2nd half: 11-34 32.4% Game: 24-62 38.7% Deadball Rebounds 2,1
 3FG % 1st Half: 2-4 50.0% 2nd half: 1-4 25.0% Game: 3-8 37.5%
 FT % 1st Half: 3-4 75.0% 2nd half: 7-12 58.3% Game: 10-16 62.5%

#1/1 South Carolina 79 • 19-0 (7-0 SEC)

#	Player		Total		3-Ptr		Rebounds			PF	TP	A TO			Blk	Stl	Min
			FG-FGA	FG-FGA	FT-FTA	Off	Def	Tot	TO			Blk					
24	WELCH, Aleighsa	f	5-9	0-0	2-4	1	6	7	5	12	0	1	2	0		24	
31	DOZIER, Asia	f	0-1	0-0	0-0	0	1	1	1	0	1	3	0	0		10	
33	IBIAM, Elem	c	3-4	0-0	0-0	1	2	3	1	6	0	1	1	0		17	
25	SESSIONS, Khadijah	g	1-2	0-0	2-2	0	2	2	1	4	2	2	1	4		24	
01	MITCHELL, Tiffany	g	5-12	0-2	6-6	1	1	2	0	16	3	1	0	2		33	
02	CUEVAS, Bianca		2-5	0-0	0-0	0	2	2	1	4	1	3	0	1		16	
01	GAINES, Olivia		0-1	0-0	0-0	0	0	0	0	0	0	0	0	0		7	
03	DUCKETT, Kaydra		0-0	0-0	0-0	0	0	0	1	0	0	0	0	0		2	
15	DAVIS, Tiffany		0-1	0-1	2-2	0	2	2	0	2	0	0	0	0		4	
22	WILSON, A'ja		6-10	0-0	6-8	1	8	9	4	18	1	4	2	1		25	
23	ROY, Tina		2-2	1-1	0-0	0	1	1	3	5	2	1	0	0		15	
41	COATES, Alaina		3-8	0-0	6-8	5	6	11	3	12	3	0	1	1		23	
	Team					2	1	3									
	Totals		27-55	1-4	24-30	11	32	43	20	79	13	16	7	9		200	



Official Basketball Box Score -- Game Totals -- Final Statistics
South Carolina vs Ole Miss
 2/01/15 3:30 pm at Oxford, Miss. (Tad Smith Coliseum)



South Carolina 77 • 21-0, 9-0 SEC

#	Player	Total		3-Ptr		Rebounds			PF	TP	A TO		Blk	Stl	Min
		FG	FGA	FG	FGA	FT	FTA	Off Def Tot			TO	Blk			
31	DOZIER, Asia	f	0-1	0-1	0-0	0	1	1	0	0	2	1	0	0	11
33	IBIAM, Elem	c	4-5	0-0	2-2	1	0	1	2	10	1	1	0	0	14
05	SESSIONS, Khadijah	g	3-5	0-1	1-3	1	1	2	2	7	3	1	0	2	31
24	WELCH, Aleighsa	g	2-4	0-0	2-8	1	4	5	2	6	2	0	2	0	32
25	MITCHELL, Tiffany	g	4-10	2-3	1-3	1	4	5	3	11	1	2	0	1	33
00	FARMER, India		0-0	0-0	0-0	0	0	0	0	0	0	0	0	0	0+
01	CUEVAS, Bianca		5-8	2-4	9-11	1	3	4	4	21	0	2	0	1	24
02	GAINES, Olivia		0-0	0-0	0-0	0	0	0	0	0	0	0	0	0	3
03	DUCKETT, Kaydra		0-0	0-0	0-0	0	0	0	0	0	0	0	0	0	0+
22	WILSON, A'ja		4-12	0-0	3-4	4	2	6	2	11	1	1	1	2	21
23	ROY, Tina		0-1	0-0	1-2	0	1	1	0	1	1	0	0	0	7
41	COATES, Alaina		2-5	0-0	6-7	5	5	10	2	10	1	2	2	1	24
Team						1	4	5							
Totals			24-51		4-9		25-40	15 25 40	17	77	12	10	5	7	200

FG % 1st Half: 10-26 38.5% 2nd half: 14-25 56.0% Game: 24-51 47.1% Deadball Rebounds 8
 3FG % 1st Half: 3-6 50.0% 2nd half: 1-3 33.3% Game: 4-9 44.4%
 FT % 1st Half: 13-19 68.4% 2nd half: 12-21 57.1% Game: 25-40 62.5%

Ole Miss 59 • 14-8, 4-5 SEC

#	Player	Total		3-Ptr		Rebounds			PF	TP	A TO		Blk	Stl	Min
		FG	FGA	FG	FGA	FT	FTA	Off Def Tot			TO	Blk			
22	Mccray, Danielle	f	2-6	0-0	2-4	3	1	4	5	6	0	1	0	1	28
32	Faleru, Tia	f	3-6	0-0	0-2	2	11	13	4	6	1	4	0	1	31
03	Hayes, A'Queen	g	2-6	0-1	0-4	1	2	3	4	5	5	0	3	3	35
05	Sisk, Erika	g	3-8	0-2	6-10	1	1	2	4	12	2	4	0	1	38
23	Sessom, Shandricka	g	6-12	0-5	0-0	2	1	3	5	12	0	1	0	1	11
11	Joseph, Shequila		3-7	2-4	0-2	3	1	4	4	8	0	0	0	0	14
12	Frizzell, Gracie		2-5	1-4	0-0	0	1	1	1	5	0	1	0	0	25
13	Porter, Sarah		0-1	0-0	0-0	0	0	0	0	0	0	0	0	0	1
15	Briggs, Kelsey		1-3	1-2	0-0	0	0	0	1	3	0	0	0	0	8
20	Singletary, Amber		1-3	1-2	0-0	2	0	2	5	3	2	0	0	0	9
Team						3	1	4							
Totals			23-57		5-20		8-22	17 19 36	32	59	10	16	0	7	200

FG % 1st Half: 11-29 37.9% 2nd half: 12-28 42.9% Game: 23-57 40.4% Deadball Rebounds 6
 3FG % 1st Half: 4-9 44.4% 2nd half: 1-11 9.1% Game: 5-20 25.0%
 FT % 1st Half: 3-9 33.3% 2nd half: 5-13 38.5% Game: 8-22 36.4%

Officials: R:Tina Napier, U1:Metta Roberts, U2:Jules Gallien
 Technical fouls: South Carolina-None. Ole Miss-None.
 Attendance: 1935

Score by periods	1st	2nd	Total
South Carolina	36	41	77
Ole Miss	29	30	59

Points	In Paint	Off	2nd Chance	Fast Break	Bench
SC	36	18	18	8	43
OM	26	11	19	4	19

Last FG - SC 2nd-01:07, OM 2nd-01:23.
 Largest lead - SC by 20 2nd-04:24, OM by 9 1st-09:25.

Score tied - 4 times.
 Lead changed - 6 times.



Official Basketball Box Score -- Game Totals -- Final Statistics
#1/1 South Carolina vs #22/21 Georgia
 02/05/15 7:02 PM ET at Stegeman Coliseum -- Athens, Ga.



#1/1 South Carolina 58 • 22-0 (10-0)

#	Player	Total		3-Ptr		Rebounds			PF	TP	A TO		Blk	Stl	Min
		FG	FGA	FG	FGA	FT	FTA	Off Def Tot			TO	Blk			
05	SESSIONS, Khadijah	*	0-1	0-0	1-4	0	3	3	2	1	2	1	0	0	22
24	WELCH, Aleighsa	*	1-7	0-0	0-1	9	5	14	2	2	2	0	3	0	22
25	MITCHELL, Tiffany	*	5-11	2-4	2-2	1	2	3	2	14	3	1	0	2	29
31	DOZIER, Asia	*	0-4	0-4	0-0	0	4	4	0	0	0	1	1	0	19
33	IBIAM, Elem	*	3-6	0-0	2-2	1	2	3	5	8	0	5	2	0	24
01	CUEVAS, Bianca		7-14	2-4	0-1	1	3	4	0	16	2	2	0	2	20
02	GAINES, Olivia		1-2	0-0	0-0	0	1	1	1	2	1	0	0	0	10
03	DUCKETT, Kaydra		0-1	0-0	0-2	0	1	1	0	0	0	0	0	0	4
22	WILSON, A'ja		1-2	0-0	2-4	2	3	5	5	4	0	6	2	0	9
23	ROY, Tina		2-5	2-4	0-0	0	2	2	1	6	0	1	0	0	20
40	WHITE, Jatarie		2-4	0-0	1-2	0	7	7	3	5	0	2	2	0	21
Team						3	0	3							
Totals			22-57		6-16		8-18	17 33 50	21	58	10	19	10	4	200

FG % 1st Half: 13-30 43.3% 2nd half: 9-27 33.3% Game: 22-57 38.6% Deadball Rebounds 4
 3FG % 1st Half: 3-7 42.9% 2nd half: 3-9 33.3% Game: 6-16 37.5%
 FT % 1st Half: 1-4 25.0% 2nd half: 7-14 50.0% Game: 8-18 44.4%

#22/21 Georgia 35 • 17-6 (5-5)

#	Player	Total		3-Ptr		Rebounds			PF	TP	A TO		Blk	Stl	Min
		FG	FGA	FG	FGA	FT	FTA	Off Def Tot			TO	Blk			
03	Tiaria Griffin	*	3-15	1-9	0-0	1	4	5	0	7	0	0	0	1	38
13	Merritt Hempe	*	2-6	0-1	0-2	2	2	4	4	4	0	3	1	2	24
24	Marjorie Butler	*	0-4	0-2	0-0	3	1	4	2	0	1	1	0	0	15
31	Erika Ford	*	0-6	0-2	0-0	2	4	6	4	0	1	2	0	1	27
33	Mackenzie Ingram	*	3-15	1-4	1-2	2	2	4	1	8	0	3	2	1	38
11	Pachis Roberts		1-5	0-1	3-3	1	2	3	1	5	1	2	0	0	15
12	Haley Clark		2-3	0-0	4-5	1	3	4	2	8	1	1	0	2	25
23	Halle Washington		1-4	0-0	1-3	1	4	5	5	3	1	3	0	0	18
Team						1	2	3							
Totals			12-58		2-19		9-15	14 24 38	19	35	5	17	3	7	200

FG % 1st Half: 5-28 17.9% 2nd half: 7-30 23.3% Game: 12-58 20.7% Deadball Rebounds 5
 3FG % 1st Half: 1-9 11.1% 2nd half: 1-10 10.0% Game: 2-19 10.5%
 FT % 1st Half: 3-8 37.5% 2nd half: 6-7 85.7% Game: 9-15 60.0%

Officials: Michael Price, Beverly Roberts, Denise Brooks
 Technical fouls: #1/1 South Carolina-None. #22/21 Georgia-None.
 Attendance: 4896
 1st half 19:18, flagrant 1 foul on USC # 24, Aleighsa Welch.

Score by periods	1st	2nd	Total
#1/1 South Carolina	30	28	58
#22/21 Georgia	14	21	35

Points	In Paint	Off	2nd Chance	Fast Break	Bench
SC	26	10	13	10	33
UGA	14	18	8	0	16

Last FG - SC 2nd-01:31, UGA 2nd-03:25.
 Largest lead - SC by 25 2nd-12:10, UGA by 2 1st-18:56.

Score tied - 3 times.
 Lead changed - 1 time.



Official Basketball Box Score -- Game Totals -- Final Statistics
#1/1 South Carolina vs #2/2 Connecticut
 02/09/15 8 p.m. at Storrs, Conn. - Gampel Pavilion



#1/1 South Carolina 62 • 22-1, 10-0 SEC

#	Player	Total		3-Ptr		Rebounds			PF	TP	A TO		Blk	Stl	Min
		FG	FGA	FG	FGA	FT	FTA	Off Def Tot			TO	Blk			
24	WELCH, Aleighsa	f	8-17	0-0	1-3	7	4	11	1	17	0	3	0	1	33
31	DOZIER, Asia	f	1-3	0-0	0-0	0	1	1	1	2	1	0	0	1	16
33	IBIAM, Elem	c	0-0	0-0	0-0	1	2	3	1	0	0	2	0	0	14
05	SESSIONS, Khadijah	g	3-8	2-4	0-0	1	0	1	2	8	1	1	0	1	25
25	MITCHELL, Tiffany	g	6-12	3-4	2-3	2	2	4	4	17	3	3	0	2	37
01	CUEVAS, Bianca		1-6	0-1	0-0	0	0	0	3	2	1	1	0	0	22
02	GAINES, Olivia		0-1	0-0	0-0	0	1	1	0	0	0	0	0	0	1
03	DUCKETT, Kaydra		0-1	0-0	0-0	1	0	1	1	0	0	0	0	1	1
22	WILSON, A'ja		4-8	0-0	2-4	3	3	6	2	10	2	1	0	0	22
23	ROY, Tina		0-3	0-0	0-0	0	0	0	0	0	0	2	0	0	6
40	WHITE, Jatarie		0-1	0-0	0-0	0	0	0	0	0	0	1	0	0	4
41	COATES, Alaina		3-6	0-0	0-0	2	1	3	3	6	1	1	1	0	19
Team						4	2	6							
Totals			26-66		5-9		5-10	21 16 37	18	62	9	17	1	6	200

FG % 1st Half: 14-32 43.8% 2nd half: 12-34 35.3% Game: 26-66 39.4% Deadball Rebounds 3
 3FG % 1st Half: 2-4 50.0% 2nd half: 3-5 60.0% Game: 5-9 55.6%
 FT % 1st Half: 1-1 100.0 2nd half: 4-9 44.4% Game: 5-10 50.0%

#2/2 Connecticut 87 • 23-1, 12-0 AAC

#	Player		Total		3-Ptr		Rebounds			PF	TP	A			Blk	Stl	Min
			FG	FGA	FG	FGA	FT	FTA	Off			Def	Tot	TO			
03	TUCK, Morgan	f	7-14	2-3	1-2		1	5	6	2	17	3	1	0	0	35	
23	MOSQUEDA-LEWIS, K.	f	7-12	5-6	4-4		1	2	3	3	23	4	3	0	4	37	
30	STEWART, Breanna	f	7-14	0-1	8-11		4	4	8	3	22	1	3	5	0	37	
04	JEFFERSON, Moriah	g	7-9	1-1	1-1		0	4	4	2	16	6	1	0	2	38	
11	NURSE, Kia	g	1-5	0-0	2-2		0	1	1	1	4	3	2	0	0	19	
12	CHONG, Saniaa	g	1-1	0-0	0-1		1	0	1	0	2	1	0	0	1	16	
15	WILLIAMS, Gabby	g	0-0	0-0	1-2		1	0	1	0	1	0	0	0	0	4	
20	LAWLOR, Tierney	g	0-0	0-0	0-0		0	0	0	0	0	0	0	0	0	1	
22	EKMARK, Courtney	g	0-0	0-0	0-0		0	0	0	0	0	0	0	0	0	1	
24	PULIDO, Briana	g	0-0	0-0	0-0		0	0	0	0	0	0	1	0	0	1	
41	STOKES, Kiah	g	1-1	0-0	0-0		1	2	3	0	2	0	0	1	1	11	
	Team						4	3	7								
Totals			31-56	8-11	17-23		13	21	34	11	87	18	11	6	8	200	



Official Basketball Box Score -- Game Totals -- Final Statistics
Vanderbilt vs #1/2 South Carolina
02/15/15 12 p.m. at Columbia, S.C./Colonial Life Arena



Vanderbilt 59 • 13-12 (4-8 SEC)

#	Player	Total		3-Ptr		Rebounds			PF	TP	A TO Blk			Stl	Min
		FG	FGA	FG	FGA	FT	FTA	Off Def Tot			A	TO	Blk		
21	Heather Bowe	f	2-7	0-0	0-0	1	3	4	2	4	0	1	0	0	14
22	Marques Webb	f	4-8	0-0	3-6	0	1	1	4	11	0	1	0	1	29
01	Rebekah Dahlman	g	5-9	1-1	2-2	0	1	1	5	13	3	7	0	1	29
15	Jasmine Jenkins	g	1-3	0-0	1-2	1	3	4	4	3	2	5	0	2	31
25	Morgan Batey	g	2-3	0-0	0-1	1	1	2	1	4	2	1	0	1	19
03	Rachel Bell		3-6	1-3	0-0	1	1	2	2	7	1	1	1	0	29
13	A. Caron-Goudreau		3-5	0-0	1-2	1	2	3	4	7	1	4	1	0	25
24	Kristen Gaffney		0-2	0-0	0-0	0	0	0	0	0	0	0	0	0	4
41	Paris Kea		5-8	0-0	0-0	2	2	4	0	10	2	2	0	2	15
44	Rayte'a Long		0-1	0-0	0-0	0	2	2	1	0	1	0	0	0	5
Team						0	0	0							
Totals			25-52	2-4	7-13	7	16	23	23	59	12	22	2	7	200

FG % 1st Half: 12-26 46.2% 2nd half: 13-26 50.0% Game: 25-52 48.1% Deadball
3FG % 1st Half: 0-0 0.0% 2nd half: 2-4 50.0% Game: 2-4 50.0% Rebounds
FT % 1st Half: 3-6 50.0% 2nd half: 4-7 57.1% Game: 7-13 53.8%

#1/2 South Carolina 89 • 24-1 (12-0 SEC)

#	Player	Total		3-Ptr		Rebounds			PF	TP	A TO Blk			Stl	Min
		FG	FGA	FG	FGA	FT	FTA	Off Def Tot			A	TO	Blk		
24	WELCH, Aleighsa	f	3-5	0-0	0-0	6	3	9	1	6	1	4	0	2	22
31	DOZIER, Asia	f	0-3	0-3	0-0	0	0	0	1	0	1	0	0	0	13
33	IBIAM, Elem	c	4-8	0-0	1-1	1	3	4	4	9	1	0	0	0	17
05	SESSIONS, Khadijah	g	1-2	1-1	0-1	0	2	2	2	3	3	1	1	3	18
25	MITCHELL, Tiffany	g	8-12	1-4	3-4	2	1	3	0	20	1	4	0	4	26
01	CUEVAS, Bianca		0-5	0-1	4-4	2	1	3	0	4	5	3	0	3	21
02	GAINES, Olivia		0-1	0-0	0-0	1	2	3	1	0	1	1	0	0	13
03	DUCKETT, Kaydra		0-2	0-0	0-0	1	0	1	0	0	0	0	0	0	3
22	WILSON, A'ja		5-7	0-0	10-11	2	3	5	0	20	2	0	0	1	20
23	ROY, Tina		3-4	3-4	0-0	0	2	2	0	9	4	2	0	0	18
40	WHITE, Jatarie		1-7	0-0	2-2	1	3	4	2	4	0	0	0	1	12
41	COATES, Alaina		6-9	0-0	2-3	2	1	3	4	14	1	1	1	0	17
Team						2	2	4							
Totals			31-65	5-13	22-26	20	23	43	15	89	20	16	2	14	200

FG % 1st Half: 16-34 47.1% 2nd half: 15-31 48.4% Game: 31-65 47.7% Deadball
3FG % 1st Half: 2-6 33.3% 2nd half: 3-7 42.9% Game: 5-13 38.5% Rebounds
FT % 1st Half: 12-13 92.3% 2nd half: 10-13 76.9% Game: 22-26 84.6%

Officials: Felicia Grinter, Frank Steratore, Bruce Morris
Technical fouls: Vanderbilt-None. #1/2 South Carolina-None.
Attendance: 15255

Score by periods	1st	2nd	Total
Vanderbilt	27	32	59
#1/2 South Carolina	46	43	89

Last FG - VANDY 2nd-00:16, SC 2nd-01:32.
Largest lead - VANDY by 2 1st-18:58, SC by 35 2nd-02:47.

Points	In	Off	2nd	Fast	Bench
VANDY	32	18	8	12	24
SC	50	29	18	21	51

Score tied - 3 times.
Lead changed - 2 times.



Official Basketball Box Score -- Game Totals -- Final Statistics
#2/2 South Carolina vs Arkansas
02/19/15 8 p.m. at Fayetteville, Ark. (Bud Walton Arena)



#2/2 South Carolina 73 • 25-1, 13-0 SEC

#	Player	Total		3-Ptr		Rebounds			PF	TP	A TO Blk			Stl	Min
		FG	FGA	FG	FGA	FT	FTA	Off Def Tot			A	TO	Blk		
24	WELCH, Aleighsa	f	1-4	0-0	0-0	0	3	3	2	2	3	3	0	0	28
31	DOZIER, Asia	f	3-4	3-4	0-0	0	2	2	1	9	1	1	0	0	12
33	IBIAM, Elem	c	0-2	0-0	2-2	0	3	3	2	2	0	0	3	0	12
05	SESSIONS, Khadijah	g	3-5	2-3	3-4	2	3	5	2	11	7	3	0	4	33
25	MITCHELL, Tiffany	g	4-9	0-4	7-7	0	0	0	2	15	2	4	3	5	37
01	CUEVAS, Bianca		0-1	0-0	0-0	0	0	0	2	0	0	0	0	0	2
02	GAINES, Olivia		0-0	0-0	0-0	0	0	0	1	0	0	0	0	0	4
22	WILSON, A'ja		7-10	0-1	0-2	2	2	4	1	14	1	1	3	0	21
23	ROY, Tina		2-5	2-5	0-0	1	1	2	0	6	2	1	1	0	24
41	COATES, Alaina		5-8	0-0	4-5	3	8	11	3	14	0	3	1	0	27
Team						2	2	4							
Totals			25-48	7-17	16-20	10	24	34	16	73	16	18	11	9	200

FG % 1st Half: 16-28 57.1% 2nd half: 9-20 45.0% Game: 25-48 52.1% Deadball
3FG % 1st Half: 4-8 50.0% 2nd half: 3-9 33.3% Game: 7-17 41.2% Rebounds
FT % 1st Half: 2-3 66.7% 2nd half: 14-17 82.4% Game: 16-20 80.0%

Arkansas 56 • 15-10,5-8 SEC

#	Player	Total		3-Ptr		Rebounds			PF	TP	A TO Blk			Stl	Min
		FG	FGA	FG	FGA	FT	FTA	Off Def Tot			A	TO	Blk		
00	JACKSON, Jessica	f	8-19	2-6	2-2	3	6	9	4	20	2	1	1	1	38
42	BOWEN, Jhasmin	f	4-6	0-0	0-5	0	2	2	5	8	0	2	0	1	22
11	BERNA, Calli	g	5-7	3-3	0-0	1	4	5	3	13	7	4	0	2	40
15	BROOKS, Kelsey	g	3-10	1-2	1-1	2	0	2	1	8	1	2	0	0	25
33	WOLFF, Melissa	g	2-7	0-0	0-0	1	2	3	1	4	1	3	0	3	30
14	BOSTAD, McKinley		0-3	0-1	3-4	0	0	0	1	3	1	2	0	0	24
25	BAILEY, Joey		0-2	0-0	0-0	0	0	0	3	0	0	0	0	0	21
Team						3	0	3							
Totals			22-54	6-12	6-12	10	14	24	18	56	12	15	1	7	200

FG % 1st Half: 12-28 42.9% 2nd half: 10-26 38.5% Game: 22-54 40.7% Deadball
3FG % 1st Half: 3-7 42.9% 2nd half: 3-5 60.0% Game: 6-12 50.0% Rebounds
FT % 1st Half: 4-5 80.0% 2nd half: 2-7 28.6% Game: 6-12 50.0%

Officials: Mark Zentz, Denise Brooks, Gina Cross
Technical fouls: #2/2 South Carolina-None. Arkansas-TEAM.
Attendance: 1531
Fouled out: Arkansas #42, Bowen (0:41.5)

Score by periods	1st	2nd	Total
#2/2 South Carolina	38	35	73
Arkansas	31	25	56

Last FG - SC 2nd-04:21, AR 2nd-02:49.
Largest lead - SC by 19 2nd-03:57, AR None.

Points	In	Off	2nd	Fast	Bench
SC	30	13	9	8	34
AR	26	14	13	6	3

Score tied - 1 time.
Lead changed - 0 times.



2014-15 South Carolina Basketball
#2/2 South Carolina Game-by-Game Highs (as of Feb 19, 2015)
All games



Opponent	Date	Score	Points	Rebounds	Assists	Steals	Blocked shots
SOUTHERN CAL	11/15/14	70-61	18-MITCHELL, Tiffany COATES, Alaina	13-COATES, Alaina	6-ROY, Tina	3-ROY, Tina	4-WELCH, Aleighsa
CLEMSON	11/20/14	99-41	18-WILSON, A'ja	10-COATES, Alaina	5-MITCHELL, Tiffany	3-MITCHELL, Tiffany	2-COATES, Alaina IBIAM, Elem
SAN DIEGO STATE	11/23/14	89-38	20-MITCHELL, Tiffany	9-WILSON, A'ja	5-CUEVAS, Bianca	4-SESSIONS, Khadij CUEVAS, Bianca	1-WILSON, A'ja
vs Wisconsin	11/27/14	67-44	11-WILSON, A'ja	9-COATES, Alaina	4-DOZIER, Asia	3-WILSON, A'ja	2-WELCH, Aleighsa IBIAM, Elem WILSON, A'ja
vs #22/22 Syracuse	11/28/14	67-63	21-MITCHELL, Tiffany	10-WILSON, A'ja	5-ROY, Tina	2-WILSON, A'ja	1-SESSIONS, Khadij IBIAM, Elem WELCH, Aleighsa WILSON, A'ja
NC CENTRAL	12/01/14	90-26	16-WILSON, A'ja	8-WILSON, A'ja	8-SESSIONS, Khadij	7-MITCHELL, Tiffany	3-IBIAM, Elem
CHARLOTTE	12/04/14	82-61	17-WILSON, A'ja	13-COATES, Alaina	4-SESSIONS, Khadij	3-WILSON, A'ja	3-WILSON, A'ja
at #9/8 Duke	12/07/14	51-50	11-DOZIER, Asia	10-COATES, Alaina	4-MITCHELL, Tiffany	3-SESSIONS, Khadij	2-WELCH, Aleighsa
SAVANNAH STATE	12/14/14	111-49	23-WILSON, A'ja	10-COATES, Alaina	10-ROY, Tina	4-SESSIONS, Khadij CUEVAS, Bianca	2-WILSON, A'ja
at Hampton	12/17/14	69-49	20-MITCHELL, Tiffany	13-COATES, Alaina	5-SESSIONS, Khadij	1-WILSON, A'ja CUEVAS, Bianca	3-COATES, Alaina
vs Central Michigan	12/20/14	80-45	18-MITCHELL, Tiffany	12-IBIAM, Elem	4-CUEVAS, Bianca ROY, Tina	5-MITCHELL, Tiffany	2-IBIAM, Elem COATES, Alaina
vs Liberty	12/21/14	84-44	17-WILSON, A'ja	10-WILSON, A'ja	4-DOZIER, Asia	3-GAINES, Olivia	3-WILSON, A'ja
AUBURN	01/02/15	77-58	12-WELCH, Aleighsa WILSON, A'ja	14-COATES, Alaina	4-MITCHELL, Tiffany DOZIER, Asia SESSIONS, Khadija	2-MITCHELL, Tiffany SESSIONS, Khadija	2-WILSON, A'ja
at LSU	01/04/15	75-51	21-WILSON, A'ja	13-WILSON, A'ja	4-ROY, Tina	2-CUEVAS, Bianca GAINES, Olivia	3-WILSON, A'ja
at Alabama	01/08/15	102-59	20-COATES, Alaina	5-WILSON, A'ja	5-SESSIONS, Khadij	4-SESSIONS, Khadij	3-WILSON, A'ja COATES, Alaina
#10/11 KENTUCKY	01/11/15	68-60	19-MITCHELL, Tiffany	11-WELCH, Aleighsa	4-MITCHELL, Tiffany	1-SESSIONS, Khadij WELCH, Aleighsa COATES, Alaina	3-WILSON, A'ja WELCH, Aleighsa
at Mizzou	01/15/15	60-49	19-MITCHELL, Tiffany	14-WELCH, Aleighsa	2-SESSIONS, Khadij	3-MITCHELL, Tiffany	2-MITCHELL, Tiffany IBIAM, Elem
at Florida	01/19/15	77-42	18-MITCHELL, Tiffany	13-COATES, Alaina	4-WELCH, Aleighsa CUEVAS, Bianca	4-MITCHELL, Tiffany	2-COATES, Alaina
#12/10 TEXAS A&M	01/26/15	79-61	18-WILSON, A'ja	11-COATES, Alaina	3-MITCHELL, Tiffany COATES, Alaina	4-SESSIONS, Khadij	2-WELCH, Aleighsa WILSON, A'ja
ALABAMA	01/29/15	85-54	17-WILSON, A'ja	10-COATES, Alaina	5-CUEVAS, Bianca	3-SESSIONS, Khadij	5-COATES, Alaina
at Ole Miss	02/01/15	77-59	21-CUEVAS, Bianca	10-COATES, Alaina	3-SESSIONS, Khadij	2-SESSIONS, Khadij WILSON, A'ja	2-COATES, Alaina WELCH, Aleighsa
at #22/21 Georgia	02/05/15	58-35	16-CUEVAS, Bianca	14-WELCH, Aleighsa	3-MITCHELL, Tiffany	2-CUEVAS, Bianca MITCHELL, Tiffany	3-WELCH, Aleighsa
at #2/2 Connecticut	02/09/15	62-87	17-WELCH, Aleighsa MITCHELL, Tiffany	11-WELCH, Aleighsa	3-MITCHELL, Tiffany	2-MITCHELL, Tiffany	1-COATES, Alaina
LSU	02/12/15	86-62	26-WILSON, A'ja	9-WELCH, Aleighsa	5-WELCH, Aleighsa	3-SESSIONS, Khadij MITCHELL, Tiffany	2-COATES, Alaina WILSON, A'ja
VANDERBILT	02/15/15	89-59	20-MITCHELL, Tiffany WILSON, A'ja	9-WELCH, Aleighsa	5-CUEVAS, Bianca	4-MITCHELL, Tiffany	1-SESSIONS, Khadij COATES, Alaina
at Arkansas	02/19/15	73-56	15-MITCHELL, Tiffany	11-COATES, Alaina	7-SESSIONS, Khadij	5-MITCHELL, Tiffany	3-MITCHELL, Tiffany WILSON, A'ja IBIAM, Elem



2014-15 South Carolina Basketball
#2/2 South Carolina Points-Rebounds-Assists (as of Feb 19, 2015)
All games



Opponent	Date	Score	00		01		02		03		05		15		22	
			FARMER,IND		CUEVAS,BIA		GAINES,OLI		DUCKETT,KA		SESSIONS,K		DAVIS,TIFF		WILSON,A'J	
SOUTHERN CAL	11/15/14	70-61	w	DNP	0-1-0		0-0-0		DNP		6-2-2		DNP		4-5-1	
CLEMSON	11/20/14	99-41	w	0-1-0	10-3-2		0-5-2		0-0-1		7-6-4		3-1-2		18-5-0	
SAN DIEGO STATE	11/23/14	89-38	w	1-0-0	11-3-5		0-2-1		DNP		6-0-3		0-2-1		15-9-3	
vs Wisconsin	11/27/14	67-44	w	0-0-0	2-1-1		0-1-3		0-0-0		2-4-2		2-0-0		11-6-1	
vs #22/22 Syracuse	11/28/14	67-63	w	DNP	0-0-0		0-0-0		DNP		5-1-3		DNP		15-10-0	
NC CENTRAL	12/01/14	90-26	w	0-2-0	4-1-5		4-1-0		2-1-0		4-4-8		0-1-1		16-8-1	
CHARLOTTE	12/04/14	82-61	w	0-0-0	0-1-1		0-0-0		0-0-0		6-2-4		DNP		17-3-1	
at #9/8 Duke	12/07/14	51-50	w	DNP	0-0-0		0-0-0		DNP		0-2-2		DNP		10-5-0	
SAVANNAH STATE	12/14/14	111-49	w	1-2-0	9-1-0		2-4-1		2-4-1		4-2-4		3-1-1		23-6-1	
at Hampton	12/17/14	69-49	w	DNP	12-1-1		0-0-0		DNP		2-3-5		0-1-0		12-6-1	
vs Central Michigan	12/20/14	80-45	w	0-0-0	2-1-4		2-2-0		0-1-0		2-2-3		0-0-0		12-5-0	
vs Liberty	12/21/14	84-44	w	0-0-0	6-1-3		2-1-3		0-0-0		0-1-1		0-1-0		17-10-1	
AUBURN	01/02/15	77-58	w	0-1-0	10-0-1		3-1-1		DNP		3-3-4		0-0-0		12-10-1	
at LSU	01/04/15	75-51	w	0-0-0	8-1-2		2-0-3		0-0-0		0-3-0		3-3-2		21-13-2	
at Alabama	01/08/15	102-59	w	0-1-0	7-3-3		2-1-3		0-1-0		2-1-5		4-1-0		11-5-3	
#10/11 KENTUCKY	01/11/15	68-60	w	DNP	2-0-0		DNP		DNP		12-5-2		0-0-0		8-9-1	
at Mizzou	01/15/15	60-49	w	DNP	5-2-1		0-0-0		DNP		7-5-2		DNP		3-4-0	
at Florida	01/19/15	77-42	w	2-0-0	11-2-4		1-2-1		0-0-0		0-3-2		3-2-0		16-9-0	
#12/10 TEXAS A&M	01/26/15	79-61	w	DNP	4-2-1		0-0-0		0-0-0		4-2-2		2-2-0		18-9-1	
ALABAMA	01/29/15	85-54	w	DNP	6-4-5		6-0-0		0-0-0		7-4-4		DNP		17-5-3	
at Ole Miss	02/01/15	77-59	w	0-0-0	21-4-0		0-0-0		0-0-0		7-2-3		DNP		11-6-1	
at #22/21 Georgia	02/05/15	58-35	w	DNP	16-4-2		2-1-1		0-1-0		1-3-2		DNP		4-5-0	
at #2/2 Connecticut	02/09/15	62-87	L	DNP	2-0-1		0-1-0		0-1-0		8-1-1		DNP		10-6-2	
LSU	02/12/15	86-62	w	DNP	8-2-0		0-0-1		DNP		12-0-2		DNP		26-8-0	
VANDERBILT	02/15/15	89-59	w	DNP	4-3-5		0-3-1		0-1-0		3-2-3		DNP		20-5-2	
at Arkansas	02/19/15	73-56	w	DNP	0-0-0		0-0-0		DNP		11-5-7		DNP		14-4-1	

Opponent	Date	Score	23		24		25		31		33		40		41	
			ROY,TINA		WELCH,ALEI		MITCHELL,T		DOZIER,ASI		IBIAM,ELEM		WHITE,JATA		COATES,ALA	
SOUTHERN CAL	11/15/14	70-61	w	9-2-6	10-7-0		18-2-4		0-0-1		5-6-0		0-2-1		18-13-0	
CLEMSON	11/20/14	99-41	w	DNP	17-3-3		15-0-5		3-1-4		3-3-0		11-5-0		12-10-2	
SAN DIEGO STATE	11/23/14	89-38	w	5-3-2	6-3-3		20-2-3		5-0-4		4-2-0		6-6-0		10-5-0	
vs Wisconsin	11/27/14	67-44	w	7-4-2	4-3-2		7-3-3		7-0-4		8-7-0		10-3-2		7-9-0	
vs #22/22 Syracuse	11/28/14	67-63	w	12-2-5	11-5-3		21-8-3		3-0-1		0-3-2		0-0-0		0-1-0	
NC CENTRAL	12/01/14	90-26	w	0-2-3	11-4-2		14-3-4		14-0-1		10-4-0		2-1-0		9-5-1	
CHARLOTTE	12/04/14	82-61	w	9-1-3	10-9-3		9-1-2		0-0-3		16-3-1		DNP		15-13-3	
at #9/8 Duke	12/07/14	51-50	w	0-1-0	8-8-1		7-3-4		11-0-0		8-5-1		DNP		7-10-0	
SAVANNAH STATE	12/14/14	111-49	w	0-7-10	11-8-0		15-2-2		0-0-2		21-4-0		DNP		20-10-1	
at Hampton	12/17/14	69-49	w	0-2-1	4-5-4		20-4-3		3-0-2		4-7-2		DNP		12-13-0	
vs Central Michigan	12/20/14	80-45	w	2-2-4	12-3-2		18-4-2		4-1-3		10-12-1		DNP		16-10-2	
vs Liberty	12/21/14	84-44	w	5-3-1	15-4-3		14-1-2		3-4-4		11-5-0		DNP		11-6-2	
AUBURN	01/02/15	77-58	w	3-1-2	12-6-0		7-1-4		5-0-4		11-2-0		DNP		11-14-0	
at LSU	01/04/15	75-51	w	6-1-4	6-5-1		17-4-2		3-0-1		2-4-1		DNP		7-4-0	
at Alabama	01/08/15	102-59	w	11-2-1	10-2-1		16-1-3		15-2-2		4-3-0		DNP		20-3-1	
#10/11 KENTUCKY	01/11/15	68-60	w	2-1-1	9-11-2		19-5-4		5-4-2		8-4-0		0-3-0		3-6-0	
at Mizzou	01/15/15	60-49	w	0-1-1	8-14-1		19-6-1		3-3-0		0-3-0		0-2-0		15-7-0	
at Florida	01/19/15	77-42	w	5-1-3	6-2-4		18-0-1		2-0-0		4-3-0		3-3-0		6-13-1	
#12/10 TEXAS A&M	01/26/15	79-61	w	5-1-2	12-7-0		16-2-3		0-1-1		6-3-0		DNP		12-11-3	
ALABAMA	01/29/15	85-54	w	5-1-1	8-1-1		11-4-2		5-1-3		6-4-0		DNP		14-10-1	
at Ole Miss	02/01/15	77-59	w	1-1-1	6-5-2		11-5-1		0-1-2		10-1-1		DNP		10-10-1	
at #22/21 Georgia	02/05/15	58-35	w	6-2-0	2-14-2		14-3-3		0-4-0		8-3-0		5-7-0		DNP	
at #2/2 Connecticut	02/09/15	62-87	L	0-0-0	17-11-0		17-4-3		2-1-1		0-3-0		0-0-0		6-3-1	
LSU	02/12/15	86-62	w	9-2-2	6-9-5		11-2-4		2-0-1		6-4-0		0-2-2		6-8-1	
VANDERBILT	02/15/15	89-59	w	9-2-4	6-9-1		20-3-1		0-0-1		9-4-1		4-4-0		14-3-1	
at Arkansas	02/19/15	73-56	w	6-2-2	2-3-3		15-0-2		9-2-1		2-3-0		DNP		14-11-0	



2014-15 South Carolina Basketball **#2/2 South Carolina Team Game-by-Game Comparison (as of Feb 20, 2015)** **All games**



Opponent	1st	2nd	Score	Mar	Total FG	FG Pct	3-Pointers	3FG Pct	Free Throws	FT Pct	Rebounds	Assist	T/Over	Block	Steal	Fouls	
SOUTHERN CAL	27/24	43/37	70-61	+9	23-50/21-63	.460/.333	5-15/3-10	.333/.300	19-27/16-20	.704/.800	43/34	+9	15/9	19/15	10/2	9/10	18/23
CLEMSON	45/21	54/20	99-41	+58	38-72/17-53	.528/.321	8-15/4-17	.533/.235	15-22/3-6	.682/.500	50/28	+22	25/8	7/18	6/8	9/4	7/19
SAN DIEGO STATE	51/16	38/22	89-38	+51	33-65/14-49	.508/.286	9-19/6-14	.474/.429	14-20/4-8	.700/.500	40/33	+7	25/8	10/29	1/2	18/7	7/19
Wisconsin	31/18	36/26	67-44	+23	28-64/13-46	.438/.283	3-12/4-11	.250/.364	8-14/14-22	.571/.636	41/34	+7	20/10	10/19	7/1	12/1	16/16
#22/22 Syracuse	31/35	36/28	67-63	+4	23-64/22-58	.359/.379	9-26/7-23	.346/.304	12-20/12-18	.600/.667	35/50	(15)	17/15	5/16	4/1	4/3	19/21
NC CENTRAL	39/16	51/10	90-26	+64	35-58/10-45	.603/.222	5-13/2-10	.385/.200	15-22/4-10	.682/.400	40/23	+17	26/2	13/28	8/1	21/7	11/22
CHARLOTTE	46/28	36/33	82-61	+21	30-54/24-53	.556/.453	4-13/3-8	.308/.375	18-26/10-13	.692/.769	37/20	+17	21/16	15/18	7/3	7/9	14/23
#9/8 Duke	17/21	34/29	51-50	+1	20-53/18-57	.377/.316	3-12/4-19	.250/.211	8-16/10-13	.500/.769	36/44	(8)	8/8	18/22	5/8	12/8	15/16
SAVANNAH STATE	60/22	51/27	111-49	+62	38-65/21-59	.585/.356	1-8/1-14	.125/.071	34-47/6-11	.723/.545	56/21	+35	23/8	12/20	6/2	11/8	12/31
Hampton	37/25	32/24	69-49	+20	25-55/18-52	.455/.346	9-19/5-17	.474/.294	10-16/8-13	.625/.615	48/21	+27	19/8	18/10	7/1	2/5	19/18
Central Michigan	37/24	43/21	80-45	+35	37-72/18-59	.514/.305	3-17/2-12	.176/.167	3-9/7-9	.333/.778	48/36	+12	21/7	16/23	6/1	14/6	7/12
Liberty	44/20	40/24	84-44	+40	31-64/18-55	.484/.327	5-11/2-12	.455/.167	17-26/6-6	.654/1.000	46/30	+16	20/10	8/18	6/9	10/4	12/21
AUBURN	34/17	43/41	77-58	+19	30-62/21-62	.484/.339	3-11/4-14	.273/.286	14-23/12-14	.609/.857	42/34	+8	17/8	18/16	6/6	8/11	16/26
LSU	37/22	38/29	75-51	+24	27-53/22-64	.509/.344	8-21/1-7	.381/.143	13-18/6-16	.722/.375	42/35	+7	18/4	23/18	7/1	8/13	19/20
Alabama	48/30	54/29	102-59	+43	37-58/19-51	.638/.373	11-21/4-15	.524/.267	17-20/17-22	.850/.773	30/26	+4	22/7	7/17	7/1	8/4	15/15
#10/11 KENTUCKY	35/38	33/22	68-60	+8	23-68/22-67	.338/.328	4-16/4-15	.250/.267	18-26/12-14	.692/.857	55/37	+18	12/11	16/11	10/8	3/10	13/22
Mizzou	25/20	35/29	60-49	+11	21-58/16-54	.362/.296	4-17/7-22	.235/.318	14-23/10-15	.609/.667	51/33	+18	6/6	14/14	5/0	5/7	18/24
Florida	40/17	37/25	77-42	+35	32-54/19-70	.593/.271	4-10/1-15	.400/.067	9-14/3-4	.643/.750	42/35	+7	16/6	16/15	5/2	9/4	13/20
#12/10 TEXAS A&M	39/31	40/30	79-61	+18	27-55/24-62	.491/.387	1-4/3-8	.250/.375	24-30/10-16	.800/.625	43/29	+14	13/11	16/16	7/3	9/8	20/22
ALABAMA	38/21	47/33	85-54	+31	33-58/19-53	.569/.358	2-13/6-18	.154/.333	17-25/10-13	.680/.769	37/22	+15	20/10	19/21	6/1	12/9	16/22
Ole Miss	36/29	41/30	77-59	+18	24-51/23-57	.471/.404	4-9/5-20	.444/.250	25-40/8-22	.625/.364	40/36	+4	12/10	10/16	5/0	7/7	17/32
#22/21 Georgia	30/14	28/21	58-35	+23	22-57/12-58	.386/.207	6-16/2-19	.375/.105	8-18/9-15	.444/.600	50/38	+12	10/5	19/17	10/3	4/7	21/19
#2/2 Connecticut	31/47	31/40	62-87	(25)	26-66/31-56	.394/.554	5-9/8-11	.556/.727	5-10/17-23	.500/.739	37/34	+3	9/18	17/11	1/6	6/8	18/11
LSU	48/20	38/42	86-62	+24	31-59/25-70	.525/.357	7-12/1-7	.583/.143	17-22/11-13	.773/.846	39/36	+3	18/13	21/20	6/4	12/12	13/19
VANDERBILT	46/27	43/32	89-59	+30	31-65/25-52	.477/.481	5-13/2-4	.385/.500	22-26/7-13	.846/.538	43/23	+20	20/12	16/22	2/2	14/7	15/23
Arkansas	38/31	35/25	73-56	+17	25-48/22-54	.521/.407	7-17/6-12	.412/.500	16-20/6-12	.800/.500	34/24	+10	16/12	18/15	11/1	9/7	16/18

Note: Game totals are displayed in the format TEAM/OPPONENT for each category



2014-15 South Carolina Basketball
#2/2 South Carolina Combined Team Statistics (as of Feb 22, 2015)
All games



RECORD:	OVERALL	HOME	AWAY	NEUTRAL
ALL GAMES	25-1	12-0	9-1	4-0
CONFERENCE	13-0	6-0	7-0	0-0
NON-CONFERENCE	12-1	6-0	2-1	4-0

#	Player	gp-gs	min	avg	Total		3-Point		F-Throw		Rebounds				pf	dq	a	to	blk	stl	pts	avg
					fg-fga	fg%	3fg-fga	3fg%	ft-fga	ft%	off	def	tot	avg								
25	MITCHELL, Tiffany	26-26	743	28.6	136-261	.521	47-103	.456	70-83	.843	21	52	73	2.8	41	0	71	54	7	54	389	15.0
22	WILSON, A'ja	26-1	542	20.8	131-247	.530	1-2	.500	98-151	.649	59	117	176	6.8	50	1	27	44	40	29	361	13.9
41	COATES, Alaina	25-5	520	20.8	93-171	.544	0-0	.000	89-124	.718	72	136	208	8.3	42	0	21	36	40	12	275	11.0
24	WELCH, Aleighsa	26-26	657	25.3	104-186	.559	0-1	.000	21-52	.404	72	89	161	6.2	43	2	49	44	30	12	229	8.8
33	IBIAM, Elem	26-26	451	17.3	72-127	.567	0-0	.000	32-44	.727	38	67	105	4.0	57	1	10	32	26	5	176	6.8
01	CUEVAS, Bianca	26-0	403	15.5	57-148	.385	14-56	.250	32-41	.780	12	29	41	1.6	34	0	47	40	3	34	160	6.2
23	ROY, Tina	25-0	390	15.6	42-101	.416	32-77	.416	1-2	.500	6	41	47	1.9	17	0	61	30	3	7	117	4.7
05	SESSIONS, Khadijah	26-25	579	22.3	43-106	.406	15-48	.313	20-38	.526	18	50	68	2.6	39	0	80	36	4	55	121	4.7
31	DOZIER, Asia	26-20	414	15.9	39-98	.398	22-66	.333	4-6	.667	1	24	25	1.0	18	0	48	23	3	13	104	4.0
40	WHITE, Jatarie	13-0	146	11.2	17-43	.395	0-0	.000	7-12	.583	13	25	38	2.9	15	0	5	12	3	4	41	3.2
15	DAVIS, Tiffany	14-0	77	5.5	5-13	.385	4-11	.364	6-9	.667	4	11	15	1.1	5	0	7	9	0	0	20	1.4
02	GAINES, Olivia	25-1	200	8.0	10-33	.303	0-2	.000	6-8	.750	10	15	25	1.0	20	0	21	10	0	14	26	1.0
00	FARMER, India	13-0	34	2.6	0-3	.000	0-2	.000	4-6	.667	4	3	7	0.5	1	0	0	1	0	1	4	0.3
03	DUCKETT, Kaydra	16-0	44	2.8	1-11	.091	0-1	.000	2-4	.500	4	6	10	0.6	4	0	2	1	2	3	4	0.3
Team											53	53	106		1			9				
Total.....		26	5200		750-1548	.484	135-369	.366	392-580	.676	387	718	1105	42.5	387	4	449	381	161	243	2027	78.0
Opponents.....		26	5200		514-1479	.348	97-354	.274	238-361	.659	303	513	816	31.4	534	17	242	465	77	186	1363	52.4

TEAM STATISTICS	SC	OPP	Date	Opponent	Score	Att.
SCORING	2027	1363	11/15/14	SOUTHERN CAL	w 70-61	10057
Points per game	78.0	52.4	11/20/14	CLEMSON	w 99-41	11012
Scoring margin	+25.5	-	11/23/14	SAN DIEGO STATE	w 89-38	10301
FIELD GOALS-ATT	750-1548	514-1479	@ 11/27/14	vs Wisconsin	w 67-44	167
Field goal pct	.484	.348	@ 11/28/14	vs #22/22 Syracuse	w 67-63	342
3 POINT FG-ATT	135-369	97-354	12/01/14	NC CENTRAL	w 90-26	8823
3-point FG pct	.366	.274	12/04/14	CHARLOTTE	w 82-61	9629
3-pt FG made per game	5.2	3.7	12/07/14	at #9/8 Duke	w 51-50	6004
FREE THROWS-ATT	392-580	238-361	12/14/14	SAVANNAH STATE	w 111-49	9605
Free throw pct	.676	.659	12/17/14	at Hampton	w 69-49	4000
F-Throws made per game	15.1	9.2	< 12/20/14	vs Central Michigan	w 80-45	2858
REBOUNDS	1105	816	< 12/21/14	vs Liberty	w 84-44	2659
Rebounds per game	42.5	31.4	* 01/02/15	AUBURN	w 77-58	16465
Rebounding margin	+11.1	-	* 01/04/15	at LSU	w 75-51	3438
ASSISTS	449	242	* 01/08/15	at Alabama	w 102-59	2454
Assists per game	17.3	9.3	* 01/11/15	#10/11 KENTUCKY	w 68-60	17156
TURNOVERS	381	465	* 01/15/15	at Mizzou	w 60-49	1440
Turnovers per game	14.7	17.9	* 01/19/15	at Florida	w 77-42	1503
Turnover margin	+3.2	-	* 01/26/15	#12/10 TEXAS A&M	w 79-61	13546
Assist/turnover ratio	1.2	0.5	* 01/29/15	ALABAMA	w 85-54	11927
STEALS	243	186	* 02/01/15	at Ole Miss	w 77-59	1935
Steals per game	9.3	7.2	* 02/05/15	at #22/21 Georgia	w 58-35	4896
BLOCKS	161	77	02/09/15	at #2/2 Connecticut	L 62-87	10167
Blocks per game	6.2	3.0	* 02/12/15	LSU	w 86-62	12342
ATTENDANCE	146118	43394	* 02/15/15	VANDERBILT	w 89-59	15255
Home games-Avg/Game	12-12176	10-3737	* 02/19/15	at Arkansas	w 73-56	1531
Neutral site-Avg/Game	-	4-1506				

* = SEC game

@ = Junkanoo Jam (Freeport, Bahamas)

< = Subway Classic (Minneapolis)

Score by Periods	1st	2nd	Totals
#2/2 South Carolina	990	1037	2027
Opponents	634	729	1363



2014-15 South Carolina Basketball
#2/2 South Carolina Combined Team Statistics (as of Feb 19, 2015)
Conference games



RECORD:	OVERALL	HOME	AWAY	NEUTRAL
ALL GAMES	13-0	6-0	7-0	0-0
CONFERENCE	13-0	6-0	7-0	0-0
NON-CONFERENCE	0-0	0-0	0-0	0-0

#	Player	gp-gs	min	avg	Total		3-Point		F-Throw		Rebounds				pf	dq	a	to	blk	stl	pts	avg
					fg-fga	fg%	3fg-fga	3fg%	ft-fa	ft%	off	def	tot	avg								
25	MITCHELL, Tiffany	13-13	378	29.1	69-141	.489	16-47	.340	40-45	.889	11	25	36	2.8	19	0	31	27	6	29	194	14.9
22	WILSON, A'ja	13-0	271	20.8	64-124	.516	1-2	.500	52-79	.658	31	61	92	7.1	27	1	15	26	23	8	181	13.9
41	COATES, Alaina	12-0	254	21.2	42-75	.560	0-0	.000	48-62	.774	35	65	100	8.3	27	0	9	22	22	8	132	11.0
01	CUEVAS, Bianca	13-0	218	16.8	34-84	.405	7-25	.280	27-33	.818	9	18	27	2.1	16	0	24	26	1	15	102	7.8
24	WELCH, Aleighsa	13-13	327	25.2	43-78	.551	0-0	.000	7-23	.304	32	56	88	6.8	23	1	23	23	16	5	93	7.2
33	IBIAM, Elem	13-13	216	16.6	31-58	.534	0-0	.000	14-15	.933	10	31	41	3.2	32	1	3	16	11	2	76	5.8
05	SESSIONS, Khadijah	13-13	296	22.8	25-49	.510	9-22	.409	10-22	.455	8	30	38	2.9	24	0	38	23	2	28	69	5.3
23	ROY, Tina	13-0	202	15.5	24-50	.480	19-41	.463	1-2	.500	2	16	18	1.4	8	0	24	17	1	2	68	5.2
31	DOZIER, Asia	13-13	203	15.6	18-49	.367	11-36	.306	2-2	1.000	0	18	18	1.4	13	0	18	13	2	5	49	3.8
15	DAVIS, Tiffany	6-0	27	4.5	3-5	.600	3-5	.600	3-4	.750	1	7	8	1.3	2	0	2	4	0	0	12	2.0
40	WHITE, Jatarie	6-0	70	11.7	4-15	.267	0-0	.000	4-8	.500	8	13	21	3.5	8	0	2	9	3	1	12	2.0
02	GAINES, Olivia	12-0	105	8.8	6-12	.500	0-1	.000	4-6	.667	3	5	8	0.7	11	0	11	4	0	4	16	1.3
00	FARMER, India	5-0	12	2.4	0-1	.000	0-0	.000	2-2	1.000	1	1	2	0.4	1	0	0	0	0	1	2	0.4
03	DUCKETT, Kaydra	8-0	21	2.6	0-5	.000	0-1	.000	0-2	.000	1	2	3	0.4	1	0	0	0	0	0	0	0.0
Team											26	22	48					3				
Total.....		13	2600		363-746	.487	66-180	.367	214-305	.702	178	370	548	42.2	212	3	200	213	87	108	1006	77.4
Opponents.....		13	2600		269-774	.348	46-176	.261	121-189	.640	162	246	408	31.4	282	12	115	218	32	106	705	54.2

TEAM STATISTICS	SC	OPP	Date	Opponent	Score	Att.
SCORING	1006	705	* 01/02/15	AUBURN	w 77-58	16465
Points per game	77.4	54.2	* 01/04/15	at LSU	w 75-51	3438
Scoring margin	+23.2	-	* 01/08/15	at Alabama	w 102-59	2454
FIELD GOALS-ATT	363-746	269-774	* 01/11/15	#10/11 KENTUCKY	w 68-60	17156
Field goal pct	.487	.348	* 01/15/15	at Mizzou	w 60-49	1440
3 POINT FG-ATT	66-180	46-176	* 01/19/15	at Florida	w 77-42	1503
3-point FG pct	.367	.261	* 01/26/15	#12/10 TEXAS A&M	w 79-61	13546
3-pt FG made per game	5.1	3.5	* 01/29/15	ALABAMA	w 85-54	11927
FREE THROWS-ATT	214-305	121-189	* 02/01/15	at Ole Miss	w 77-59	1935
Free throw pct	.702	.640	* 02/05/15	at #22/21 Georgia	w 58-35	4896
F-Throws made per game	16.5	9.3	* 02/12/15	LSU	w 86-62	12342
REBOUNDS	548	408	* 02/15/15	VANDERBILT	w 89-59	15255
Rebounds per game	42.2	31.4	* 02/19/15	at Arkansas	w 73-56	1531
Rebounding margin	+10.8	-				
ASSISTS	200	115	* = SEC game			
Assists per game	15.4	8.8	@ = Junkanoo Jam (Freeport, Bahamas)			
TURNOVERS	213	218				
Turnovers per game	16.4	16.8				
Turnover margin	+0.4	-				
Assist/turnover ratio	0.9	0.5				
STEALS	108	106				
Steals per game	8.3	8.2				
BLOCKS	87	32				
Blocks per game	6.7	2.5				
ATTENDANCE	86691	17197				
Home games-Avg/Game	6-14448	7-2457				
Neutral site-Avg/Game	-	0-0				

Score by Periods	1st	2nd	Totals
#2/2 South Carolina	494	512	1006
Opponents	317	388	705