





2012 SOUTH CAROLINA GAMECOCK SOFTBALL

Contact: Koby Padgett ♦ **Office:** (803) 777-8017 ♦ **Cell:** (803) 386-8345 ♦ **Fax:** (803) 777-2967 ♦ **E-mail:** kpadgett@sc.edu
Web: GamecocksOnline.com ♦ **Address:** Williams Brice Stadium, 1125 George Rogers Blvd., Columbia, SC 29208

2012 Schedule/Results (23-29, 3-22 SEC)				
Date	Opponent	W	L	Score/Time
2/10	Tennessee State#		L	2-4
2/11	Western Kentucky#	W		5-4 (8)
2/11	Winthrop#	W		8-1
2/12	Cleveland State#	W		7-4
2/17	vs. Providence%	W		11-3 (5)
2/18	vs. Illinois-Chicago%	W		5-0
2/18	at Florida International%	L		1-3
2/19	vs. Jacksonville%	L		6-7
2/19	vs. Villanova%	W		15-3 (5)
2/22	Winthrop	W		9-1 (5)
2/24	Elon&			Canceled
2/25	Appalachian State&	W		7-4
2/25	Presbyterian&	W		8-1
2/26	George Washington&	W		4-2
2/28	Charleston Southern	L		0-2
2/28	Charleston Southern	W		11-2 (5)
2/29	at Charlotte	W		13-7
3/2	vs. Portland State^	W		2-1
3/2	vs. Maine^	W		13-4 (5)
3/3	at UC Riverside^	W		9-4
3/4	vs. UC Davis^	W		3-2
3/7	at Coastal Carolina	L		1-2
3/7	at Coastal Carolina	L		2-5
3/9	Arkansas*	L		4-5 (8)
3/10	Arkansas*	W		7-2
3/11	Arkansas*	W		8-7
3/13	Mississippi State*	L		6-10
3/13	Mississippi State*	L		0-9 (5)
3/14	Charlotte	W		6-5
3/16	at No. 4/4 Florida*	L		1-9 (5)
3/17	at No. 4/4 Florida* (SUN)	L		0-1
3/18	at No. 4/4 Florida*	L		3-7
3/21	at No. 24/25 North Carolina	L		0-8 (5)
3/23	LSU*	L		0-5
3/24	LSU*	L		0-5
3/25	LSU*	L		0-9 (6)
3/28	at Winthrop	W		12-2 (5)
3/31	Longwood	W		7-2
3/31	Longwood	W		12-5
4/6	at Kentucky*	W		9-1 (5)
4/7	at Kentucky*	L		0-7
4/8	at Kentucky*	L		5-10
4/11	at No. 11/11 Georgia*	L		3-4
4/11	at No. 11/11 Georgia*	L		3-8
4/13	at No. 2/2 Alabama*	L		1-9 (5)
4/14	at No. 2/2 Alabama*	L		5-7
4/15	at No. 2/2 Alabama*	L		4-19 (5)
4/20	No. 8/7 Tennessee*	L		0-8 (5)
4/21	No. 8/7 Tennessee*	L		2-4
4/22	No. 8/7 Tennessee*	L		3-6
4/27	Auburn*	L		0-1
4/28	Auburn*	L		2-3
4/29	Auburn*	L		1-4
5/4	at Mississippi*			7 PM
5/5	at Mississippi*			3 PM
5/6	at Mississippi*			2 PM (SPSO)

Bold indicates home game All times Eastern
 SUN - Sun Sports SPSO - SportSouth
 * - Southeastern Conference Game
 # - Palmetto Classic (Beckham Field)
 % - Blue & Gold Feisberg Memorial (Miami, Fla.)
 & - Gamecock Invitational (Beckham Field)
 ^ - Highlander Classic (Riverside, Calif.)

This Weekend's Information			
 Mississippi (19-32, 4-21 SEC) Fri-Sun., May 4-6 Oxford, Miss.		Broadcast Information	
		Live Audio (All) GamecocksOnline.com	
Series History SC leads 24-13	TV (Sunday) SportSouth, 2 p.m. EDT	Announcers Dave Neal (pxp) & Barbara Jordan (color)	
Trend SC won last three	Last Series SC swept (3/11-13/11)		

Inside	
<ul style="list-style-type: none"> ✓ South Carolina's roster and breakdown (p. 2) ✓ Gamecocks end 2012 at Ole Miss (p. 3) ✓ New team HR record continues to grow (p.3) ✓ Other single-season marks in reach (p. 3) ✓ Offensive improvement continues in 2012 (p. 3) ✓ SC errorless in SEC 3-game series for 1st time (p. 3) ✓ Two predictors for SC: HR and leadoff OBP (p. 3) ✓ Trio of seniors specializing in 2B, 3B and HR (p. 4) ✓ Hawkins' power evident (p. 4) ✓ Close games still not tipping SC's way (p. 5) 	<ul style="list-style-type: none"> ✓ Gamecocks in the SEC stats (p. 5 sidebar) ✓ Scouting Ole Miss, history and last series recap (p. 6) ✓ Connections between SC and UM players (p. 6) ✓ Gamecocks in the NCAA stat rankings (p. 7 sidebar) ✓ Farewell to current setup at Beckham Field (p. 8) ✓ SC updates to career charts (p. 8 sidebar) ✓ SC lineup by position & batting order (pp. 9-10) ✓ Gamecocks in SC's single-season top 10 (pp. 9-10) ✓ SC player updates (pp. 11-16) ✓ Box score QR links (pp. 17-18)

South Carolina Pitching Staff												
No.	Name	Ht.	Class	ERA	W-L	App-GS	Sv	IP	BB	So	Avg.	Notes
80	Audrey Broyles	5-10	R-Jr.	3.71	7-10	19-17	0	94.1	48	48	.254	Tough luck at times in SEC
33	Katelynn Howser	5-8	Fr.	3.88	8-9	34-16	3	124.1	89	88	.264	Good starts vs. UT, Auburn
9	Kristen Struett	5-7	Fr.	7.11	2-1	7-2	0	20.2	22	3	.313	1st career CG, W at Winthrop
21	Kierstyn White	5-10	Sr.	5.52	6-9	28-17	0	85.0	56	25	.301	1st SHO vs. Illinois-Chicago

Projected Starting Position Players						
Pos.	Name	B/T	Ht.	Class	Avg/OBP/SLG	Notes
C	Shelby Gonzales	R/R	5-8	Jr.	.212/.362/.341	Picked off three runners, collected nine CS
1B	Molly Brossart	R/R	5-7	Sr.	.189/.282/.267	2-for-3 with 2 R, 2 RBI vs. Villanova
2B	Dana Hathorn	R/R	5-6	So.	.289/.335/.365	Game-tying two-RBI single in 7th at Georgia
3B	Evan Childs	R/R	5-10	Sr.	.303/.391/.579	Tied for sixth on SC's career HR list
SS	Samie Garcia	L/R	5-6	Jr.	.370/.440/.580	Had a team-best 21-game hitting streak
LF	Kaitlin Westfall	R/R	5-6	Sr.	.313/.410/.524	Tops in SEC with 17 doubles
CF	Lauren Lackey	L/R	5-6	Sr.	.408/.444/.493	Team's leading hitter and stolen-base threat
RF	Chelsea Hawkins	R/R	5-5	So.	.319/.364/.556	Tied for second on team with 29 RBI
DP	Kaela Jackson	R/R	5-6	R-Sr.	.212/.278/.364	4 2Bs, including bases-loaded one at UK (4/6) or
DP	Kristen Struett	R/R	5-7	Fr.	.400/.423/.560	Posted first career double vs. Auburn (4/28)

Coaching Staff
Head Coach Beverly Smith
Assistant Coaches Janelle Breneman, Calvin Beamon
Volunteer Assistant Chrissy Schoonmaker
Student Assistant Ashley Chastain

Numerical Roster

No	Name	Pos.	B/T	Ht.	Class	EX	Hometown/Previous School
1	Molly Brossart	1B	R/R	5-8	Sr.	1L	Tucson, Ariz./Yavapai College
4	Lauren Lackey	OF	L/R	5-6	Sr.	3L	Lake Elsinore, Calif./Temescal Canyon
9	Kristen Struett	OF/P	R/R	5-7	Fr.	HS	Westminster, Calif./Marina
10	Chelsea Hawkins	OF	R/R	5-6	So.	1L	Piedmont, S.C./Wren
11	Evan Childs	IF	R/R	5-10	Sr.	3L	Conway, S.C./Conway
12	Samie Garcia	IF	L/R	5-6	Jr.	1L	Bell, Calif./Cerritos College
13	Kelley Dillon	IF	R/R	5-7	Sr.	1L	Hanahan, S.C./College of Charleston
14	Kylie Morin	IF	L/R	5-7	Sr.	1L	Salem, Ore./Yavapai College
15	Lacey Rother	C/1B	R/R	5-11	Fr.	HS	Long Beach, Calif./Lakewood
16	Sam Arbaugh	IF	R/R	5-1	Sr.	3L	Aiken, S.C./Aiken
17	Shelby Gonzales	C	R/R	5-8	Jr.	TR	Moses Lake, Wash./North Idaho College
18	Codee Yeske	IF	R/R	5-8	So.	TR	Lexington, S.C./Presbyterian
20	Kaitlin Westfall	OF	R/R	5-6	Sr.	3L	Macon, Ga./Mount de Sales Academy
21	Kierstyn White	P	R/R	5-10	Sr.	3L	Columbia, S.C./Irmo
22	Jackie Slawson	OF	L/R	5-8	Sr.	1L	Ladson, S.C./Spartanburg Methodist College
23	Julie Sarratt	P/1B	R/R	5-4	So.	1L	Gaffney, S.C./Gaffney
24	Dana Hathorn	IF	R/R	5-6	So.	1L	Orlando, Fla./Timber Creek
25	Olivia Lawrence	C/1B	L/R	5-6	Fr.	HS	Woodstown, N.J./Gloucester Catholic
30	Kaela Jackson	OF	R/R	5-6	R-Sr.	1L	Morristown, Tenn./Chattanooga State Community College
33	Katelynn Howser	P	R/R	5-8	Fr.	HS	Woodstock, Ga./Sequoyah
42	Hannah Milks	OF	R/R	5-5	Jr.	2L	Greenville, S.C./Wade Hampton
80	Audrey Broyles	P	R/R	5-10	R-Jr.	2L	Pembroke Pines, Fla./Pembroke Pines Charter

Alphabetical Roster

No	Name	Pos.	B/T	Ht.	Class	EX	Hometown/Previous School
16	Sam Arbaugh	IF	R/R	5-1	Sr.	3L	Aiken, S.C./Aiken
1	Molly Brossart	1B	R/R	5-8	Sr.	1L	Tucson, Ariz./Yavapai College
80	Audrey Broyles	P	R/R	5-10	R-Jr.	2L	Pembroke Pines, Fla./Pembroke Pines Charter
11	Evan Childs	IF	R/R	5-10	Sr.	3L	Conway, S.C./Conway
13	Kelley Dillon	IF	R/R	5-7	Sr.	1L	Hanahan, S.C./College of Charleston
12	Samie Garcia	IF	L/R	5-6	Jr.	1L	Bell, Calif./Cerritos College
17	Shelby Gonzales	C	R/R	5-8	Jr.	TR	Moses Lake, Wash./North Idaho College
24	Dana Hathorn	IF	R/R	5-6	So.	1L	Orlando, Fla./Timber Creek
10	Chelsea Hawkins	OF	R/R	5-6	So.	1L	Piedmont, S.C./Wren
33	Katelynn Howser	P	R/R	5-8	Fr.	HS	Woodstock, Ga./Sequoyah
30	Kaela Jackson	OF	R/R	5-6	R-Sr.	1L	Morristown, Tenn./Chattanooga State Community College
4	Lauren Lackey	OF	L/R	5-6	Sr.	3L	Lake Elsinore, Calif./Temescal Canyon
25	Olivia Lawrence	C/1B	L/R	5-6	Fr.	HS	Woodstown, N.J./Gloucester Catholic
42	Hannah Milks	OF	R/R	5-5	Jr.	2L	Greenville, S.C./Wade Hampton
14	Kylie Morin	IF	L/R	5-7	Sr.	1L	Salem, Ore./Yavapai College
15	Lacey Rother	C/1B	R/R	5-11	Fr.	HS	Long Beach, Calif./Lakewood
23	Julie Sarratt	P/1B	R/R	5-4	So.	1L	Gaffney, S.C./Gaffney
22	Jackie Slawson	OF	L/R	5-8	Sr.	1L	Ladson, S.C./Spartanburg Methodist College
9	Kristen Struett	OF/P	R/R	5-7	Fr.	HS	Westminster, Calif./Marina
20	Kaitlin Westfall	OF	R/R	5-6	Sr.	3L	Macon, Ga./Mount de Sales Academy
21	Kierstyn White	P	R/R	5-10	Sr.	3L	Columbia, S.C./Irmo
18	Codee Yeske	IF	R/R	5-8	So.	TR	Lexington, S.C./Presbyterian

Coaching Staff

Head Coach

Beverly Smith (North Carolina, 1995)

Assistant Coach

Janelle Breneman (Bloomsburg, 1994)

Assistant Coach

Calvin Beamon (UNLV, 2010)

Volunteer Ass't. Coach

Chrissy Schoonmaker (South Carolina, 2007)

Student Ass't. Coach

Ashley Chastain (South Carolina, 2011)

Roster by Class

Senior (10): Sam Arbaugh, Molly Brossart, Evan Childs, Kelley Dillon, Kayla Jackson, Lauren Lackey, Kylie Morin, Jackie Slawson, Kaitlin Westfall, Kierstyn White

Junior (4): Audrey Broyles, Samie Garcia, Shelby Gonzales, Hannah Milks

Sophomore (4): Dana Hathorn, Chelsea Hawkins, Julie Sarratt, Codee Yeske

Freshman (4): Katelynn Howser, Olivia Lawrence, Lacey Rother, Kristen Struett

Roster by Height

5-11 Lacey Rother
5-10 Audrey Broyles, Evan Childs, Kierstyn White
5-8 Molly Brossart, Shelby Gonzales, Katelynn Howser, Jackie Slawson, Codee Yeske
5-7 Kelley Dillon, Kylie Morin, Kristen Struett
5-6 Samie Garcia, Dana Hathorn, Chelsea Hawkins, Kaela Jackson, Lauren Lackey, Olivia Lawrence, Kaitlin Westfall
5-5 Hannah Milks
5-4 Julie Sarratt
5-1 Sam Arbaugh

Roster by State

South Carolina (9): Sam Arbaugh, Evan Childs, Kelley Dillon, Chelsea Hawkins, Hannah Milks, Julie Sarratt, Jackie Slawson, Kierstyn White, Codee Yeske
California (4): Samie Garcia, Lauren Lackey, Lacey Rother, Kristen Struett
Florida (2): Audrey Broyles, Dana Hathorn
Georgia (2): Katelynn Howser, Kaitlin Westfall
Arizona (1): Molly Brossart
New Jersey (1): Olivia Lawrence
Oregon (1): Kylie Morin
Tennessee (1): Kaela Jackson
Washington (1): Shelby Gonzales

South Carolina Wraps 2012 Season at Ole Miss

The South Carolina Gamecocks (23-29, 3-22 SEC) close out the 2012 softball season with a three-game series at Ole Miss (19-32, 4-21 SEC). Friday's series opener is set for a 6 p.m. CDT first pitch at Ole Miss Softball Complex, while Saturday's contest begins at 2 p.m. CDT. Sunday's finale, being televised on SportSouth, starts at 1 p.m. CDT. A live audio stream and Gametracker live stats for all three games will be at GamecocksOnline.com, while fans can get updates from the team's Twitter feed, @GamecockSoftbl.

New Team Home Run Record at South Carolina

The 2012 South Carolina Gamecocks set a new program record in home runs on April 15 at Alabama, when sophomore Chelsea Hawkins blasted the 39th round-tripper of the year. Now at 40 for the team, that eclipses the 2003 team's 38 dingers in 61 games. Eleven different Gamecocks have hit the homers, including three that stand in the top 10 in the individual single-season stats: senior Evan Childs (11, T-1st), junior Samie Garcia (7, T-10th) and Hawkins (7, T-10th).

Other Team Single-Season Marks in Jeopardy

Three other team season records are in danger of falling as well. The Gamecocks also could post the highest on-base percentage and slugging percentage as a team in history. The group is currently .001 above the 1996 team's .367 on-base mark, while it's .030 higher than the 1994 team's slugging record. And two more HBP's on the team would break the mark of 37 set last year.

Offensive Improvement Continues in 2012

Beverly Smith's first season saw the Gamecocks improve their offensive statistics by huge margins from 2010. The improvement has continued in 2012, with this year's team holding a batting average 24 points better than last year (.291-.267), an on-base percentage 27 points improved (.368-.341) and a slugging percentage 65 points higher (.447-.382).

In 2011, the Garnet and Black tallied a batting average that was 51 points better than 2010 (.267-.216), an on-base percentage 54 points improved (.341-.287) and a slugging percentage 94 points better (.382-.288). From 2010 to 2011, the Gamecocks posted 89 more runs, 130 more hits, 14 more doubles, 10 more triples, 16 more homers, 36 more walks and 66 more stolen bases in '11. They also had 76 less strikeouts in 253 more at bats.

Gamecocks With A First in 16th SEC Season

For the first time since the inception of Southeastern Conference softball in 1997, South Carolina did not post a defensive error in a three-game series. The format of most league series since 2001, the April 20-22 weekend against Tennessee marked the first time the Gamecocks played errorless softball in a weekend set. The previous two times the Gamecocks did that in a single-day doubleheader-only series in SEC play were also against Tennessee, in 2007 and a rain-shortened series in 2009. Remarkably, in all seven of those games, South Carolina came out on the wrong side.

Postseason Not Possible for South Carolina

South Carolina's hopes for a first postseason berth under Beverly Smith vanished during the final home weekend at Beckham Field, as Auburn swept the Gamecocks to clinch a spot in the SEC Tournament, being held in Tuscaloosa, Ala. The Gamecocks and Rebels stand 11th and 10th, respectively, in the overall SEC standings heading into the final weekend.

The Long Ball Proving to Be Bellweather Again for Gamecocks

The 2012 Gamecocks have tallied 40 homers on the year, the highest total in program history. And yet again, the homers point to good things for the team. South Carolina is 17-9 when sending at least one ball out, while it is 3-20 when going without a triple or homer. Last season, the Gamecocks went 17-6 in games in which they hit a homer while winning just three games when the team did not record at least one triple or one home run.

Starting Things Right Very Important for Gamecocks

The Gamecocks thrive when they reach base to start an inning. As a team, South Carolina gets on base at a .392 clip to begin a frame, and the team is 16-8 in games when the leadoff runner of an inning reaches three times or more in the game. When the Gamecocks start two or fewer innings with a base runner reaching, they are 7-21. Three of those seven wins came in games shortened by the mercy rule (Providence, Maine and Kentucky).

Carolina in the Month of May

For games documented in the month of May since 1986, the Gamecocks are 68-64 overall, including a 26-21 mark in all May regular-season games. When broken down into SEC games in the fifth month, the record comes in at 12-16.

Quick Facts

Location	Columbia, S.C.
Founded	1801
Enrollment	28,481
Colors	Garnet (PMS 202C) and Black
Nickname	Gamecocks
Affiliation	Southeastern (Eastern Division)
President	Dr. Harris Pastides
Athletic Director	Eric Hyman
Senior Associate AD/SWA	Judy Van Horn
Assistant AD (Sport Supervisor)	Raymond Harrison
Faculty Athletics Representative	Dr. Zach Kelehear
Home Field	Beckham Field
Capacity	700
Dimensions	L-200, C-220, R-200, Alleys-210
NCAA Tournament Appearances	15
NCAA Super Regional Appearances	1
NCAA College World Series Appearances	3
IAAW College World Series Appearances	5
SEC Championships	1
SEC Eastern Division Championships	4
SEC Tournament Championships	2
2011 Record	26-30
2011 Conference Record	6-22
2011 Conference Finish	5th East
Postseason	N/A
Letterwinners Returning/Lost	16/6
Position Starters Returning/Lost	8/2
Pitchers Returning/Lost	3/2
Newcomers	6

Media Information

Assistant AD/Media Relations	Steve Fink
Asst. Director/Softball Contact	Koby Padgett
Office Phone	(803) 777-8017
Email	kpadgett@sc.edu
Personal Phone	(803) 386-8345
Office FAX	(803) 777-2967
Department Website	GamecocksOnline.com
Dept. Facebook	facebook.com/GamecocksOnline
Team Facebook	facebook.com/GamecockSoftball
Dept. Twitter	Twitter.com/GamecocksOnline
Team Twitter	Twitter.com/GamecockSoftbl
Mailing Address	1125 George Rogers Blvd. Williams Brice Stadium Columbia, SC 29208

Pronunciation Guide

Molly BROSSART	BRAH-surt
Dana HATHORN	HATH-horn
Kylie MORIN	mo-RIN
Julie SARRATT	Sah-RAT
Chrissy SCHOONMAKER	SCHOON-make-er
CODEE YESKE	KO-dee YES-key

Gamecock Staff

Head Coach	Beverly Smith
Alma Mater	North Carolina, 1995
Overall/SC Record	49-59/Same
Assistant Coach	Janelle Breneman
Alma Mater	Bloomsburg, 1994
Assistant Coach	Calvin Beamon
Alma Mater	UNLV, 2010
Volunteer Assistant Coach	Chrissy Schoonmaker
Alma Mater	South Carolina, 2007
Student Assistant Coach	Ashley Chastain
Alma Mater	South Carolina, 2011
Managers	Taylor Barbalace, Robert Beary, Chelsea Guyton
Athletic Trainer	Caroline Crowley

National Rankings - May 1 (Week 12)

USA Today/NFCA

Rk	Team	Record	Points	Pre.
1	California (29)	45-3	749	1
2	Arizona State (1)	42-5	721	3
3	Alabama	45-5	672	4
4	Oklahoma	40-7	657	5
5	Louisiana-Lafayette	44-2	611	6
6	Florida	43-8	598	2
7	Tennessee	44-9	581	7
8	Texas	39-8	527	7
9	Louisville	47-2	521	9
10	Missouri	37-10	487	10
11	Georgia	38-13	441	12
12	Hawai'i	40-5	414	14
13	Oregon	34-12	375	16
14	Washington	36-14	370	11
15	Arizona	34-14	330	13
16	USF	44-8	307	17
17	UCLA	33-15	283	15
18	Texas A&M	33-16	248	18
19	Stanford	32-16	204	19
20	Florida State	42-11	168	21
21	North Carolina	38-11	155	20
22	LSU	34-18	109	23
23	Michigan	33-15	80	22
24	Texas Tech	38-14	54	24
25	Baylor	30-18	28	25

RV: Tulsa 23, Syracuse 17, Oregon State 13, Massachusetts 4; three others received votes, but only appeared on one ballot.

ESPN.com/USA Softball

Rk	Team	Record	Points	Pre.
1.	California (20)	45-3	500	1
2.	Arizona State	42-5	478	2
3.	Oklahoma	40-7	450	5
4.	Alabama	45-5	441	3
5.	Tennessee	44-9	415	6
6.	Louisiana-Lafayette	44-2	397	7
7.	Florida	43-8	386	4
8.	Louisville	47-2	335	9
9.	Missouri	37-10	327	10
10.	Texas	39-8	318	8
11.	Georgia	38-13	292	12
12.	Oregon	34-12	284	15
13.	Arizona	32-14	248	11
14.	Hawaii	40-5	222	17
15.	Washington	36-14	217	13
16.	Texas A&M	33-16	205	16
17.	UCLA	33-15	198	14
18.	USF	44-8	182	18
19.	Florida State	42-11	129	20
20.	North Carolina	38-11	106	19
21.	Stanford	32-16	88	21
22.	Oregon State	33-16	87	23
23.	Texas Tech	38-14	55	24
24.	LSU	34-18	47	25
25.	Michigan	33-15	40	22

RV: Tulsa 20; Syracuse 15; Baylor 5; Georgia Tech 4; UAB 3; UMass 3; Kansas 2; Virginia Tech 1.

Childs Prefers to Trot . . .

Senior third baseman Evan Childs has tallied 11 homers on the year, tied for the most by a South Carolina player in a single season. With 17 in her career, she's tied for sixth on South Carolina's all-time list with three-time Academic All-American Ashley Smith. She's vying to be the first Gamecock since McKenna Hughes (2004-07) to lead the team in homers twice in her career. She also is vying for a spot on the top-10 single-season RBI charts, one away from tying for 10th there.

Two of Childs' homers came in the Gamecocks' series-clinching 8-7 victory over Arkansas on March 11, the second two-homer game of her career, tying the program's single-game record again. She also hit the second homer off Florida Gator pitching this season on March 18.

While Lackey Likes Stretching It to Three . . .

Senior outfielder Lauren Lackey has five triples on the year, tied for the SEC lead. Lackey is looking to be the first Gamecock since Ashton Payne in 2007-08 to lead the team in triples in consecutive seasons. She's tied for seventh on the Gamecocks' career triples chart with 10 with former standouts Joyce McMillin and two-time All-American Karen Sanchelli.

Lackey ranks second in the SEC with her .408 batting average and she's also tied for third in the league with 62 hits and eight sacrifice bunts, leading the team in all three categories. Keeping her batting average in the same range would place Lackey on South Carolina's single-season top-10 list. Lackey also leads the Gamecocks in on-base percentage (.444) and stolen bases (10, tied with Garcia).

Westfall A Double Machine in 2012

Senior leftfielder Kaitlin Westfall leads the SEC with 17 doubles this season, tying for third on South Carolina's single-season top-10 list and four more than her closest competition in the league. She also is vying for a listing in the single-season HBP records, as she is currently tied with Samie Garcia and Dana Hathorn for sixth with six this year. Five of Westfall's doubles came in the Blue & Gold Feisberg Memorial, as she posted two each in wins over Illinois-Chicago and Villanova.

Westfall has also contributed four round-trippers on the year, and they both came in pairs on a single day. On March 2, she hit one against both Portland State and Maine in the Highlander Classic at UC Riverside. On March 31, she had one in each end of the doubleheader versus Longwood, including a grand slam in game two that gave the Gamecocks a lead they never relinquished.

Garcia Still Strong Atop Lineup

Shortstop Samie Garcia ranks second on the team and seventh in the SEC with a .370 batting average, and she's sixth in the league with 60 hits. She's tied for sixth in the SEC in total bases, tied for seventh in runs and tied for 11th in triples. While Garcia is threatening to make the Gamecocks' single-season charts in many categories (found on pages 9-10 of the notes), including her seven homers, which tie her for 10th in a single season, she also ranks in the top 20 in many of South Carolina's all-time hitting categories after almost two seasons, which can be found on page 8.

The Easter Sunday contest at Kentucky (4/8) was outstanding for the Bell, Calif., native, as she hit two homers and scored three times. The junior saw her 21-game hitting streak snapped in the first game versus Arkansas (3/9), the second-longest documented skein in Gamecock history. In front of family and a large crowd at the Highlander Classic, Garcia went 3-for-4 with the game-tying RBI double in the 3-2 comeback win over UC Davis. And during the Blue & Gold Feisberg Memorial, she led the team with nine RBI in the event. Her grand slam versus Providence helped propel South Carolina to the 9-1 (5) win.

Hawkins Providing Thump

Sophomore Chelsea Hawkins has provided a lot of power for the Gamecocks this season, currently standing in a tie for 10th on South Carolina's top-10 single-season charts with seven homers while adding 13 doubles, which stands second on the team and tied for second in the SEC behind teammate Kaitlin Westfall. She's driven in 29 runs, tied for second on the team, and also stands third in slugging percentage (.556) and in batting average (.319).

Big RBI Games Already Surpassing Last Year

The Gamecocks have posted seven four-or-more-RBI games already in 2012, four more than what the team did in the whole of 2011. Sophomores Chelsea Hawkins (2/11) and Dana Hathorn (2/22) both drove home four in wins over Winthrop, while junior Samie Garcia had a grand slam in the win over Providence (2/17). Senior Evan Childs has two four-RBI games on the season, the last in the comeback triumph over Arkansas to clinch the series on March 11. Freshman Kristen Struett, in her first career start, hit a homer and drove in four in the win at Winthrop (3/28). And senior Kaitlin Westfall joined the act in game two against Longwood (3/31), launching her first career grand slam and adding another RBI for the first five-RBI day since Jill Semento's day on April 7, 2009 against Coastal Carolina.

SEC Standings

Eastern Division

	SEC	Pct.	All	Pct.	H	A	N	Div	Top 25	Last 10	Streak
Florida	20-5	.800	43-8	.843	24-4	11-3	8-1	8-4	8-5	7-3	L1
Tennessee	22-6	.786	44-9	.830	22-4	13-3	9-2	7-4	8-6	10-0	W17
Georgia	15-10	.600	38-13	.717	25-6	9-6	4-1	5-5	10-8	6-4	L1
Kentucky	12-13	.480	26-27	.491	8-11	9-13	9-3	7-5	7-13	5-5	W1
South Carolina	3-22	.120	23-29	.442	13-14	4-14	6-1	1-10	0-12	0-10	L13

Western Division

	SEC	Pct.	All	Pct.	H	A	N	Div	Top 25	Last 10	Streak
Alabama	21-4	.840	45-5	.900	24-3	15-2	6-0	12-2	11-3	7-3	W1
LSU	15-10	.600	34-18	.654	24-7	7-8	3-3	10-4	5-15	5-5	W1
Mississippi State	11-14	.440	32-19	.627	16-11	12-4	4-4	5-7	2-12	10-0	W11
Auburn	10-15	.400	31-19	.620	16-8	9-8	6-3	5-5	4-12	5-5	W3
Arkansas	6-19	.240	25-24	.510	15-13	5-10	5-1	3-11	3-11	5-5	L1
Mississippi	4-21	.160	19-32	.373	8-14	3-17	8-1	4-10	2-18	1-9	L4

As of games played on May 1, 2012

Horseshoes, Hand Grenades, Etc.

In last year's 26-30 season, South Carolina went 7-11 in one-run games and 1-3 in extra-inning affairs. The trend has held true in 2012, as the Gamecocks stand at 1-1 in extra-inning games this season, getting a 5-4 victory in eight over Western Kentucky, and hold a 5-7 mark in one-run games.

More on SC's Close Calls in SEC Play

South Carolina's record for 2012 will not reflect how closely the Gamecocks came to a full turnaround on the field. In SEC play alone, the Gamecocks have been extremely close in a number of contests but have not been able to hold on or complete a comeback. Here's a list with a brief recap of the tight losses.

Date	Opponent	Final	How Close?
3/9	Arkansas	4-5 (8)	Only extra-inning loss of year
3/17	at Florida	0-1	Tying run on third in 6th, thrown out on failed squeeze
4/11	at Georgia	3-4	Tied in 6th only to give up walkoff 2B
4/14	at Alabama	5-7	Walkoff two-run homer
4/21	Tennessee	2-4	Two-run single in 7th to give Tennessee first lead of game
4/27	Auburn	0-1	Tying run on second in 6th
4/28	Auburn	2-3	Tying run on second in 6th
4/29	Auburn	1-4	Loaded bases with 5th, putting winning run at plate; Tying run to plate in 7th

Struett Stellar in First Week of Action

Freshman Kristen Struett bided her time until she made her debut, but she definitely knew how to make an impact once playing. She went 1-for-3 in pinch-hitting duty against LSU while tossing the final 2.1 innings in the Sunday contest. Struett shined against Winthrop and Longwood, earning SEC Freshman of the Week honors. She tossed a complete game in Rock Hill and hit her first career homer. She added hits in both ends of the twinbill versus the Lancers and another pitching win in game two.

Hathorn Leads Gamecocks to Walkoff Win vs. Charlotte

Sophomore second baseman Dana Hathorn stepped up with another big hit to lead the Gamecocks over Charlotte on March 14. She poked a single to left to score Kaitlin Westfall from third and give South Carolina its second comeback win in four days.

In the first game at No. 11/11 Georgia on April 11, Hathorn tied the game in the seventh with a two-out, two-RBI single, adding to her big-hit résumé.

Howser a Bullpen Ace in Early Going

Freshman Katelynn Howser has done some of her best work in 2012 out of the bullpen. In 18 relief appearances, seventh most in a year for a Gamecock, she's picked up three saves, which ranks ninth on South Carolina's single-season chart, and three of her eight wins while posting a 2.43 ERA in 49 innings. In her 16 starts, she's 5-8, tossing eight complete games and posting a 4.83 ERA in 75.1 innings. Her last two starts have been two of her strongest, including the Auburn start on April 28 when she gave up three earned runs on six hits and three walks while fanning five in the complete game.

SC in the SEC Stats (As games played of May 1)

All Games

HITTING CATEGORY	Stat	Rank
Batting Average	.291	4th
Slugging Percentage	.447	5th
On-Base Percentage	.368	6th
Runs Scored	246	5th
Hits	390	3rd
RBI	221	5th
Doubles	70	1st
Triples	9	T-4th
Home Runs	40	T-7th
Total Bases	598	4th
Walks	130	T-10th
Hit by Pitches	36	T-9th
Sacrifice Bunts	39	2nd
Sacrifice Flies	5	T-10th
Stolen Bases	52	8th
PITCHING CATEGORY	Stat	Rank
Earned Run Average	4.45	10th
Opposing Batting Average	.275	9th
Strikeouts	164	11th
FIELDING CATEGORY	Stat	Rank
Fielding Percentage	.958	10th
Chances	1374	9th
Fielding Double Plays	11	9th

SC Players in SEC Stats

HITTING CATEGORY	Stat	Rank
Batting Average		
Lauren Lackey	.408	2nd
Samie Garcia	.370	7th
Runs		
Samie Garcia	40	T-7th
Hits		
Lauren Lackey	62	T-3rd
Samie Garcia	60	6th
Runs Batted In		
Evan Childs	39	T-11th
Doubles		
Kaitlin Westfall	17	1st
Chelsea Hawkins	13	T-2nd
Dana Hathorn	10	T-6th
Triples		
Lauren Lackey	5	T-1st
Samie Garcia	2	T-11th
Home Runs		
Evan Childs	11	8th
Total Bases		
Samie Garcia	94	T-6th
Sacrifice Bunts		
Lauren Lackey	8	T-3rd
Hannah Milks	7	T-5th
Sacrifice Flies		
Evan Childs	2	T-12th
PITCHING CATEGORY	Stat	Rank
Saves		
Katelynn Howser	3	T-2nd
FIELDING CATEGORY	Stat	Rank
Runners Picked Off		
Shelby Gonzales	3	T-1st
Assists		
Evan Childs	83	T-14th

Hitting Streaks	Long '12	Current	Career Long
Samie Garcia	21	-	21
Lauren Lackey	14	2	14
Kaitlin Westfall	8	-	8
Evan Childs	6	-	7
Dana Hathorn	6	-	6
Chelsea Hawkins	5	-	5
Kristen Struett	5	2	5
Kaela Jackson	4	-	4
Shelby Gonzales	4	-	4
Hannah Milks	3	-	5
Molly Brossart	3	-	3
Lacey Rother	3	-	3
Olivia Lawrence	2	-	2
Codee Yeske	2	-	2
Jackie Slawson	1	-	3
Kylie Morin	1	1	1
Sam Arbaugh	1	-	1

Reached Base Streaks	Long '12	Current	Career Long
Samie Garcia	21	1	21
Evan Childs	18	7	18
Lauren Lackey	14	2	14
Kaitlin Westfall	10	-	10
Dana Hathorn	7	-	9
Shelby Gonzales	7	-	7
Chelsea Hawkins	6	-	6
Molly Brossart	5	-	12
Kaela Jackson	5	-	5
Kristen Struett	5	2	5
Hannah Milks	4	-	14
Olivia Lawrence	4	1	4
Lacey Rother	3	-	3
Codee Yeske	2	-	2
Jackie Slawson	1	-	3
Kylie Morin	1	1	1
Sam Arbaugh	1	-	1

	Pitches Seen Per Plate Appearance		
	PA	NP	Avg.
Sam Arbaugh	7	27	3.86
Molly Brossart	108	392	3.63
Evan Childs	173	629	3.64
Samie Garcia	187	563	3.01
Shelby Gonzales	109	448	4.11
Dana Hathorn	170	584	3.44
Chelsea Hawkins	154	630	4.09
Kaela Jackson	74	289	3.91
Lauren Lackey	170	588	3.46
Olivia Lawrence	58	256	4.41
Hannah Milks	60	204	3.40
Kylie Morin	3	5	1.67
Lacey Rother	46	189	4.11
Jackie Slawson	6	29	4.83
Kristen Struett	26	91	3.50
Kaitlin Westfall	178	670	3.76
Codee Yeske	18	79	4.39

	Pitches Thrown Per Plate Appearance		
	BF	NP	Avg.
Audrey Broyles	434	1610	3.71
Katelynn Howser	592	2411	4.07
Kristen Struett	109	405	3.72
Kierstyn White	435	1450	3.33

Childs' Game-Ending Blast New Feeling for These Gamecocks

South Carolina senior Evan Childs ended the series finale against Arkansas on March 11 with a two-run home run, helping the team claim its first win of the season when trailing heading into the seventh inning. Childs' walk-off shot is the first for the Gamecocks since McKenna Hughes ended a nine-inning affair against Ole Miss in similar fashion in the second game of the doubleheader on May 5, 2007. It was Hughes' ninth round-tripper in her program-best 11-homer year, a mark Childs has tied.

Broyles Goes the Distance and More

Redshirt junior Audrey Broyles passed a personal milestone in her first start of 2012, tossing 117 pitches in the complete-game victory over Western Kentucky. That marked the first time since 2010 that Broyles had thrown that many pitches, when she threw 120 in the loss at Florida Atlantic. Broyles felt so strong that she tossed another 1.1 innings against Winthrop immediately following.

The Pembroke Pines, Fla., product leads the Gamecocks with a 3.71 ERA, tossing 94.1 innings this season. She made her first relief appearance of the year on March 11 and held Arkansas scoreless for the final 3.2 innings in the 8-7 comeback win. She pitched a strong seven innings versus Longwood (3/31), fanning seven without giving up a walk in the complete-game win.

Scouting the Ole Miss Rebels

Ole Miss enters the weekend with a 19-32 overall record and a 4-21 mark in SEC play. They too are out of postseason consideration.

The Rebels have a strong offensive core, led by sophomore RT Cantillo (.374/.560/.556), but she has not played the past seven games after starting the previous 43. Londen Ladner leads the Rebels with five home runs and is second in several other categories, including the slash stats (.313/.442/.492). Cali Overbeck also has five homers, while Allison Brown has added four and a team-high 34 RBI. Brittany Broome and Corrine Doornberg have 17 and 11 steals each, respectively.

Kendall Bruning leads Ole Miss in the circle, tossing almost 2/3 of the team's innings. She has a 3.65 ERA with 135 strikeouts and 108 walks in 193.2 innings. Foes are hitting .249 against her. She's also tossed 40 wild pitches and hit 34 batters. Bruning did toss a no-hitter on Tuesday night against Arkansas-Pine Bluff. Erinn Jayjohn has a 5.64 ERA in 80.2 innings, fanning 30 and walking 44 on the year.

Series History Versus the Rebels

South Carolina owns a 24-13 advantage in the all-time series against Ole Miss, the least-played opponent for the Gamecocks among its fellow SEC members. In Oxford, the series is much closer, 8-7, in favor of the Gamecocks, though the Rebels have won the past five games at their own field. South Carolina's last win at the Ole Miss Softball Complex came on April 24, 2005, a 2-0 win to take the weekend series.

The Last Series vs. Ole Miss - March 11-13, 2011

South Carolina swept the series against the Rebels at Beckham Field, the first three SEC wins under Beverly Smith's direction.

South Carolina fought back and answered Ole Miss with a six-run sixth to take a 10-7 win over the Rebels in the first game of the series on Friday night. Centerfielder Lauren Lackey led the way with a 3-for-3 night, scoring three times and driving in three runs with a double and a triple. Second baseman Dana Hathorn went 2-for-3 with two runs and two RBI, while shortstop Samie Garcia added two RBI on a 1-for-2 night. Londen Ladner led the Rebels with a 3-for-4 outing, posting three RBI to go with a homer.

Another stellar offensive performance by the Gamecocks gave the team a 9-5 victory over the Ole Miss Rebels on Saturday afternoon. Leftfielder Kaitlin Westfall led a trio of Gamecocks with two hits, driving home two while posting a double. Samie Garcia and Hannah Milks both had two hits and two runs scored, while Garcia stole a pair of bases. Second baseman Dana Hathorn drove home three runs and doubled in a 1-for-3 day. Pitcher Julie Sarratt added her second two-run home run of the season as well.

With leftfielder Kaitlin Westfall leading the way, South Carolina posted a 7-1 win over Ole Miss on Sunday afternoon. Westfall scored a career-best three times while going 1-for-2 with a two-run homer. Rightfielder Hannah Milks and second baseman Dana Hathorn both had a pair of hits and stole two bases. Kaela Jackson also collected her first hit as a Gamecock, driving in two with the pinch-hit single.

Connections between Gamecocks and Rebels

Ole Miss's Kendall Bruning and South Carolina's Kaela Jackson both played at Chattanooga State before finding their ways onto SEC teams. Rebel Brittany Broome and Gamecock Katelynn Howser, while two years apart, may have seen each other, as both played travel ball with the East Cobb (Ga.) Bullets.

Looking for Better Showing on TV in 2012

South Carolina hopes for another great game but a better result than its earlier game shown on television this year. The Gamecocks dropped a hard-fought 1-0 game at Florida on March 17 in a game show by Sun Sports. Last season, the Gamecocks went 2-5 on the small screen.

Gamecocks Set Painful Record in 2011, Getting Close in 2012

South Carolina, as a team, took more hit by pitches than in any season previous, getting hit 37 times. The previous mark came in 2009, when the team took 32 pitches off their collective bodies. This season, the Gamecocks have been hit 36 times, the third time a team has recorded over 30 HBP's.

Coaches Know a Bit about Winning

Last season was outside of the norm for the Gamecock coaching staff. Both head coach Beverly Smith and assistant coach Janelle Breneman came down from North Carolina, which was ranked in the top 25 in each of their last five seasons in Chapel Hill, while the Tar Heels made NCAA Tournament appearances eight times during Smith's tenure. Calvin Beamon also knows something about winning, claiming crowns at all three of his amateur stops. A high school state champion at Smoky Hill High School in Cherry Creek, Colo., Beamon won the NJCAA Division I title in 2003 at the College of Southern Nevada and the College World Series at Texas during 2005.

South Carolina Defense Downfall in Early Losses

A common strand ran through the first three Gamecock losses: defensive errors and unearned runs. South Carolina committed seven errors combined and allowed nine unearned runs. Only the Tennessee State game would have stayed tied without those runs; the rest would all favor the Gamecocks. Errors also haunted the Gamecocks in the first game against Mississippi State, as four unearned runs crossed in the 10-6 setback on March 13.

In 2012, the Gamecocks are 18-19 when making one or less errors but 5-10 when committing two or more. Last season, South Carolina went 21-19 when making one or no errors. That record fell to 5-7 in games with two errors. When the Gamecocks made three or more errors, they went 0-4.

Gamecocks Bring In Most Fans in a Decade vs. Tennessee

South Carolina fans posted one of the best attendances in history at Beckham Field on Sat., April 21. A total of 928 fans packed into the 700-seat facility, spilling onto the fence down the left-field line and also finding room to sit and watch from the berm behind that fence to watch the Gamecocks and Lady Volunteers play a very exciting contest, one that Tennessee claimed 4-2. It's the most fans since 1,038 came out to the 2003 season opener on Feb. 2 against North Carolina, a doubleheader the Gamecocks swept. A total of 921 filled the seats for the final home game at the current setup of Beckham Field on Sun., April 29 against Auburn, which was also Senior Day for the Gamecocks.

Helping fill the stands on April 21 were participants in Active Gamecocks, a program started this academic year to promote physical education and fitness in the state. The spring portion of the program ran from March 20-April 3, with over 3,000 students participating in 44 schools. The students and teachers involved with the effort were invited to spring Gamecock events.

Gamecocks Among Most Experienced Teams in NCAA Division I

South Carolina has 10 seniors listed on the roster for 2012, which is believed to be the most in NCAA Division I this year. Seven position starters return from last year, losing starters at catcher and designated player. When removing two players expected to sit out this year due to injury along with the starts by last year's seniors, the Gamecocks bring back 92.3 percent of their outfield starts and 84.8 percent of infield starts from third to first.

Venerable Beckham Field Has Had Its Farewell

Debuting in its current layout in 1997, Beckham Field has hosted every Gamecock home SEC game in history. Renamed in 1998 in honor of longtime supporters David and Mitzi Beckham, the Gamecocks went 235-144 (.620) since the name change and 262-145 (.644) since the dugouts and current grandstand were constructed prior to the 1997 season for what was previously known as Lady Gamecock Field.

The Gamecocks played their 30th season at the site off South Marion Street, nestled in between Weems Baskin Track and the former Sarge Frye Field site that now holds the Carolina Tennis Center, with a 515-198-2 (.722) all-time on the grounds. The site will host Gamecock Softball for the foreseeable future, as the new stadium will be constructed around the field that received new drainage and turf prior to this season.

SC in the NCAA Stats (as of games played on April 29)		
Team Standings		
HITTING CATEGORY	Stat	Rank
Batting Average	.291	54th
Slugging Percentage	.446	48th
Scoring	4.73	71st
Doubles Per Game	1.33	39th
Triples Per Game	0.17	78th
Home Runs Per Game	0.77	74th
Stolen Bases Per Game	1.00	108th
PITCHING CATEGORY	Stat	Rank
Earned Run Average	4.45	229th
FIELDING CATEGORY	Stat	Rank
Fielding Percentage	.957	152nd
Double Plays Per Game	0.19	221st
SC Players in NCAA Stats		
HITTING CATEGORY	Stat	Rank
Batting Average		
Lauren Lackey	.408	41st
Samie Garcia	.370	142nd
Home Runs Per Game		
Evan Childs	0.21	114th
Doubles Per Game		
Kaitlin Westfall	0.33	17th
Chelsea Hawkins	0.24	140th
Triples Per Game		
Lauren Lackey	0.10	18th
Slugging Percentage		
Samie Garcia	.580	212th
Evan Childs	.579	215th
Triples		
Lauren Lackey	5	11th
PITCHING CATEGORY	Stat	Rank
Strikeouts per 7 IP		
Katelynn Howser	5.0	214th
Saves		
Katelynn Howser	3	32nd

Record of Lineup by Position

12-14	C-Gonzales	1B-Brossart	2B-Hathorn	3B-Childs	SS-Garcia	LF-Westfall	CF-Lackey	RF-Hawkins
6-2	C-Gonzales	1B-Brossart	2B-Hathorn	3B-Childs	SS-Garcia	LF-Westfall	CF-Lackey	RF-Milks
3-2	C-Lawrence	1B-Brossart	2B-Hathorn	3B-Childs	SS-Garcia	LF-Westfall	CF-Lackey	RF-Milks
1-4	C-Lawrence	1B-Brossart	2B-Hathorn	3B-Childs	SS-Garcia	LF-Westfall	CF-Lackey	RF-Hawkins
1-5	C-Gonzales	1B-Lawrence	2B-Hathorn	3B-Childs	SS-Garcia	LF-Westfall	CF-Lackey	RF-Hawkins
0-1	C-Gonzales	1B-Brossart	2B-Morin	3B-Arbaugh	SS-Childs	LF-Westfall	CF-Lackey	RF-Slawson
0-1	C-Rother	1B-Lawrence	2B-Hathorn	3B-Childs	SS-Garcia	LF-Westfall	CF-Lackey	RF-Hawkins

Current Gamecocks in South Carolina's Career Top 20 Lists

HITTING CATEGORY	Stat	Rank
Batting Average		
Samie Garcia	.350	4th
Lauren Lackey	.309	11th
Runs Per Game		
Samie Garcia	0.66	6th
Evan Childs	0.41	20th
Hits Per Game		
Samie Garcia	1.12	4th
Dana Hathorn	0.86	15th
Lauren Lackey	0.82	19th
Doubles		
Kaitlin Westfall	32	15th
Doubles Per Game		
Kaitlin Westfall	0.18	9th
Triples		
Lauren Lackey	10	T-7th
Triples Per Game		
Lauren Lackey	0.05	T-9th
Samie Garcia	0.05	12th
Home Runs		
Evan Childs	17	T-6th
Kaitlin Westfall	11	T-13th
Samie Garcia	10	T-18th
Home Runs Per Game		
Chelsea Hawkins	0.11	2nd
Samie Garcia	0.09	5th
Evan Childs	0.09	6th
Kaitlin Westfall	0.06	15th
On-Base Percentage		
Samie Garcia	.421	4th
Lauren Lackey	.362	14th
Kaitlin Westfall	.349	17th
Slugging Percentage		
Samie Garcia	.512	6th
Kaitlin Westfall	.428	12th
Evan Childs	.385	20th
RBI		
Evan Childs	83	20th
RBI Per Game		
Evan Childs	0.42	16th
Walks Per Game		
Molly Brossart	0.35	5th
Samie Garcia	0.29	12th
Stolen Bases		
Lauren Lackey	27	T-12th
Hannah Milks	27	T-12th
Samie Garcia	25	T-15th
Stolen Base Percentage		
Evan Childs	.941 (16-17)	6th
Lauren Lackey	.871 (27-31)	T-15th
Hannah Milks	.871 (27-31)	T-15th
Stolen Bases Per Game		
Samie Garcia	0.23	5th
Hannah Milks	0.19	9th
Kylie Morin	0.14	14th
Lauren Lackey	0.14	16th
Dana Hathorn	0.14	17th
Jackie Slawson	0.14	18th
Hit by Pitches		
Kaitlin Westfall	17	T-2nd
Evan Childs	12	T-4th
Samie Garcia	12	T-4th
Lauren Lackey	9	T-17th
Dana Hathorn	8	T-19th
Sacrifice Hits		
Lauren Lackey	24	T-19th

Early Season Schedule Provided Tests

While the first glance at South Carolina's pre-conference schedule may lead one to think that they should have all been easy games, closer examination says otherwise for a few of those games. Three of the contests came against defending conference champions and NCAA Tournament teams in Illinois-Chicago (Horizon), Jacksonville (Atlantic Sun) and Portland State (Pacific Coast Softball). The Gamecocks went 2-1 in those games, including shutting out the UIC Flames.

Hits Kept Coming vs. Charlotte

South Carolina posted 18 hits in the victory at Charlotte on Feb. 29. That mark is the best since March 5, 2005, when the Gamecocks had 20 in a 15-2 win over South Dakota State.

Seven Games of HR Equals 2009 Season Total

South Carolina combined to hit 13 homers in the seven-game stretch from Feb. 28-March 4. That total matches what the 2009 team did in 45 games and surpassed the outputs of both 2008 and 2010.

South Carolina Offense Posts Back-to-Back 10+ Run Games

South Carolina rebounded from a two-hit effort in the first game against Charleston Southern to post consecutive 10+ run games. The Gamecocks started the run by taking the nightcap 11-2 in five innings over the Buccaneers on Feb. 28 before posting a 13-7 win at Charlotte on Feb. 29. The last time South Carolina scored 10+ in consecutive games was on April 3, 2005 when the Gamecocks run-ruled Kentucky in both halves of a doubleheader in Lexington by scores of 12-2 and 10-1.

On seven occasions, the Gamecocks have posted double-digit runs, the most in the team's SEC era, surpassing the five done by last year's squad and the 1997 league champions. The most recent team with more than five is the 1996 group, which posted 10 10+ run outings.

There's Plenty of Depth Again

South Carolina's softball roster this season is comprised of 22 student-athletes, one less than last year. And after a year of work for 16 of those, there is a viable backup at every position who could see time for a variety of reasons. Two players, Kelley Dillon and Julie Sarratt, are likely out for the year due to offseason surgeries.

A Much Better Showing in 2011

South Carolina posted one of the best turnarounds in the country last year, the first under Beverly Smith. The 12 1/2 game improvement tied for 12th in NCAA Division I, and the mark was the eighth best for a team that finished 2010 under .500.

Record Speed in 2011

Last season, South Carolina recorded 79 stolen bases, tying the 1992 team for the second most in program history. That trailed only the 1995 squad (87) and marked just the fourth time in recorded history (since 1982) that the Gamecocks averaged over a steal per game (1992, 1994, 1995). The 2011 team did set one speed record, attempting to steal 99 stolen bases. The team 79.8 percent success rate ranks third in the last decade.

Hannah Milks wrote her name in the single-season record books twice for her work on the basepaths last year. Her 0.32 steals per game ranked ninth in Gamecock history, while her and senior Lauren Lackey's perfect percentage became the sixth and seventh such seasons at South Carolina. Milks stole 16 bases without being caught, one more than Lackey.

HITTING CATEGORY (cont.)	Stat	Rank	PITCHING CATEGORY (Cont.)	Stat	Rank
Sacrifice Flies			Strikeouts		
Evan Childs	5	T-10th	Audrey Broyles	278	12th
Molly Brossart	4	T-15th	Strikeouts Per 7 Innings Pitched		
Toughest to Strikeout (AB per SO)			Audrey Broyles	5.12	8th
Samie Garcia	12.81	17th	Saves		
PITCHING CATEGORY			Audrey Broyles	3	T-9th
Appearances			Kierstyn White	3	T-9th
Kierstyn White	91	12th	Katelynn Howser	3	T-9th
Audrey Broyles	84	14th	Wild Pitches		
Games Started			Kierstyn White	32	3rd
Audrey Broyles	71	T-9th	Katelynn Howser	18	T-10th
Relief Appearances			Hit Batters		
Kierstyn White	59	2nd	Audrey Broyles	29	T-3rd
			Kierstyn White	15	13th

Gamecock Lineup By Position

Date	Opponent	W/L	C	1B	2B	3B	SS	LF	CF	RF	DP	P
2/10	Tennessee State	L	Gonzales	Brossart	Hathorn	Childs	Garcia	Westfall	Lackey	Milks	Hawkins	White
2/11	Western Kentucky	W	Gonzales	Brossart	Hathorn	Childs	Garcia	Westfall	Lackey	Milks	Hawkins	Broyles
2/11	Winthrop	W	Lawrence	Brossart	Hathorn	Childs	Garcia	Westfall	Lackey	Milks	Hawkins	Broyles
2/12	Cleveland State	W	Gonzales	Brossart	Hathorn	Childs	Garcia	Westfall	Lackey	Milks	Hawkins	White
2/17	vs. Providence	W	Gonzales	Brossart	Hathorn	Childs	Garcia	Westfall	Lackey	Milks	Hawkins	Howser
2/18	vs. Illinois-Chicago	W	Lawrence	Brossart	Hathorn	Childs	Garcia	Westfall	Lackey	Milks	Hawkins	White
2/18	at Florida International	L	Gonzales	Brossart	Hathorn	Childs	Garcia	Westfall	Lackey	Milks	Hawkins	Broyles
2/19	vs. Jacksonville	L	Rother	Lawrence	Hathorn	Childs	Garcia	Westfall	Lackey	Hawkins	Yeske	Howser
2/19	vs. Villanova	W	Lawrence	Brossart	Hathorn	Childs	Garcia	Westfall	Lackey	Hawkins	Rother	White
2/22	Winthrop	W	Gonzales	Brossart	Hathorn	Childs	Garcia	Westfall	Lackey	Milks	Hawkins	Broyles
2/25	Appalachian State	W	Lawrence	Brossart	Hathorn	Childs	Garcia	Westfall	Lackey	Milks	Hawkins	White
2/25	Presbyterian	W	Gonzales	Brossart	Hathorn	Childs	Garcia	Westfall	Lackey	Milks	Rother	Howser
2/26	George Washington	W	Gonzales	Brossart	Hathorn	Childs	Garcia	Westfall	Lackey	Milks	Hawkins	White
2/28	Charleston Southern	L	Lawrence	Brossart	Hathorn	Childs	Garcia	Westfall	Lackey	Milks	Hawkins	White
2/28	Charleston Southern	W	Gonzales	Brossart	Hathorn	Childs	Garcia	Westfall	Lackey	Hawkins	Rother	Howser
2/29	at Charlotte	W	Gonzales	Brossart	Hathorn	Childs	Garcia	Westfall	Lackey	Hawkins	Rother	White
3/2	vs. Portland State	W	Gonzales	Brossart	Hathorn	Childs	Garcia	Westfall	Lackey	Hawkins	Jackson	Broyles
3/2	vs. Maine	W	Gonzales	Brossart	Hathorn	Childs	Garcia	Westfall	Lackey	Hawkins	Rother	White
3/3	at UC Riverside	W	Gonzales	Brossart	Hathorn	Childs	Garcia	Westfall	Lackey	Hawkins	Rother	Howser
3/4	vs. UC Davis	W	Gonzales	Brossart	Hathorn	Childs	Garcia	Westfall	Lackey	Hawkins	Rother	Broyles
3/7	at Coastal Carolina	L	Gonzales	Brossart	Hathorn	Childs	Garcia	Westfall	Lackey	Hawkins	Rother	Howser
3/7	at Coastal Carolina	L	Gonzales	Brossart	Hathorn	Childs	Garcia	Westfall	Lackey	Hawkins	Rother	White
3/9	Arkansas	L	Gonzales	Brossart	Hathorn	Childs	Garcia	Westfall	Lackey	Hawkins	Jackson	Broyles
3/10	Arkansas	W	Gonzales	Brossart	Hathorn	Childs	Garcia	Westfall	Lackey	Hawkins	Jackson	Howser
3/11	Arkansas	W	Gonzales	Brossart	Hathorn	Childs	Garcia	Westfall	Lackey	Hawkins	Jackson	White
3/13	Mississippi State	L	Gonzales	Brossart	Hathorn	Childs	Garcia	Westfall	Lackey	Hawkins	Jackson	Howser
3/13	Mississippi State	L	Lawrence	Brossart	Hathorn	Childs	Garcia	Westfall	Lackey	Hawkins	Jackson	White
3/14	Charlotte	W	Gonzales	Lawrence	Hathorn	Childs	Garcia	Westfall	Lackey	Hawkins	Jackson	White
3/16	at No. 4/4 Florida	L	Gonzales	Lawrence	Hathorn	Childs	Garcia	Westfall	Lackey	Hawkins	Jackson	Howser
3/17	at No. 4/4 Florida	L	Gonzales	Lawrence	Hathorn	Childs	Garcia	Westfall	Lackey	Hawkins	Jackson	Broyles
3/18	at No. 4/4 Florida	L	Gonzales	Brossart	Hathorn	Childs	Garcia	Westfall	Lackey	Hawkins	Jackson	Howser
3/21	at No. 24/25 N. Carolina	L	Lawrence	Brossart	Hathorn	Childs	Garcia	Westfall	Lackey	Hawkins	Jackson	Broyles
3/23	LSU	L	Lawrence	Brossart	Hathorn	Childs	Garcia	Westfall	Lackey	Hawkins	Jackson	White
3/24	LSU	L	Lawrence	Brossart	Hathorn	Childs	Garcia	Westfall	Lackey	Hawkins	Jackson	Broyles
3/25	LSU	L	Lawrence	Brossart	Hathorn	Childs	Garcia	Westfall	Lackey	Milks	Jackson	Howser
3/28	at Winthrop	W	Gonzales	Brossart	Hathorn	Childs	Garcia	Westfall	Lackey	Hawkins	Jackson	Struett
3/31	Longwood	W	Gonzales	Brossart	Hathorn	Childs	Garcia	Westfall	Lackey	Hawkins	Struett	Broyles
3/31	Longwood	W	Gonzales	Brossart	Hathorn	Childs	Garcia	Westfall	Lackey	Hawkins	Jackson	Struett
4/6	at Kentucky	W	Gonzales	Brossart	Hathorn	Childs	Garcia	Westfall	Lackey	Hawkins	Jackson	Broyles
4/7	at Kentucky	L	Gonzales	Brossart	Hathorn	Childs	Garcia	Westfall	Lackey	Hawkins	Jackson	Howser
4/8	at Kentucky	L	Gonzales	Brossart	Hathorn	Childs	Garcia	Westfall	Lackey	Hawkins	Jackson	Broyles
4/11	at No. 11/11 Georgia	L	Gonzales	Brossart	Hathorn	Childs	Garcia	Westfall	Lackey	Hawkins	Struett	White
4/11	at No. 11/11 Georgia	L	Gonzales	Brossart	Hathorn	Childs	Garcia	Westfall	Lackey	Hawkins	Jackson	Howser
4/13	at No. 2/2 Alabama	L	Gonzales	Brossart	Hathorn	Childs	Garcia	Westfall	Lackey	Hawkins	Struett	White
4/14	at No. 2/2 Alabama	L	Gonzales	Lawrence	Hathorn	Childs	Garcia	Westfall	Lackey	Hawkins	Jackson	Broyles
4/15	at No. 2/2 Alabama	L	Gonzales	Brossart	Hathorn	Childs	Garcia	Westfall	Lackey	Hawkins	Jackson	Howser
4/20	No. 8/7 Tennessee	L	Gonzales	Lawrence	Hathorn	Childs	Garcia	Westfall	Lackey	Hawkins	Jackson	Broyles
4/21	No. 8/7 Tennessee	L	Gonzales	Brossart	Hathorn	Childs	Garcia	Westfall	Lackey	Hawkins	Jackson	Howser
4/22	No. 8/7 Tennessee	L	Gonzales	Lawrence	Hathorn	Childs	Garcia	Westfall	Lackey	Hawkins	Jackson	Broyles
4/27	Auburn	L	Gonzales	Brossart	Hathorn	Childs	Garcia	Westfall	Lackey	Hawkins	Struett	Broyles
4/28	Auburn	L	Gonzales	Brossart	Hathorn	Childs	Garcia	Westfall	Lackey	Hawkins	Struett	Howser
4/29	Auburn	L	Gonzales	Brossart	Morin	Arbaugh	Childs	Westfall	Lackey	Slawson	Jackson	White
5/4	Mississippi											
5/5	Mississippi											
5/6	Mississippi											

Current Gamecocks in South Carolina's Single Top 10 Lists

HITTING CATEGORY	Stat	Rank	HITTING CATEGORY	Stat	Rank	HITTING CATEGORY	Stat	Rank
Batting Average			Doubles Per Game			On-Base Percentage		
Lauren Lackey	.408	6th	Kaitlin Westfall	0.33	2nd	Lauren Lackey	.444	10th
Samie Garcia	.370	9th						
Runs Per Game			Home Runs			Slugging Percentage		
Samie Garcia	0.77	10th	Evan Childs	11	T-1st	Samie Garcia	.580	10th
			Samie Garcia	7	T-10th			
Hits Per Game			Chelsea Hawkins	7	T-10th	RBI Per Game		
Lauren Lackey	1.19	10th				Evan Childs	0.75	6th
			Home Runs Per Game			Stolen Base Percentage		
Doubles			Evan Childs	0.21	1st	Lauren Lackey	1.000 (10-10)	T-1st
Kaitlin Westfall	17	T-3rd	Chelsea Hawkins	0.14	7th			
			Samie Garcia	0.13	9th			

Gamecock Lineup By Batting Order

Date	Opponent	W/L	1	2	3	4	5	6	7	8	9
2/10	Tennessee State	L	Garcia	Milks	Westfall	Childs	Brossart	Hathorn	Hawkins	Gonzales	Lackey
2/11	Western Kentucky	W	Garcia	Milks	Westfall	Childs	Hathorn	Brossart	Hawkins	Gonzales	Lackey
2/11	Winthrop	W	Garcia	Milks	Westfall	Childs	Hathorn	Brossart	Hawkins	Lawrence	Lackey
2/12	Cleveland State	W	Garcia	Milks	Westfall	Childs	Hathorn	Brossart	Hawkins	Gonzales	Lackey
2/17	vs. Providence	W	Garcia	Milks	Westfall	Childs	Hathorn	Brossart	Hawkins	Gonzales	Lackey
2/18	vs. Illinois-Chicago	W	Garcia	Milks	Westfall	Childs	Hathorn	Brossart	Hawkins	Lawrence	Lackey
2/18	at Florida International	L	Garcia	Milks	Westfall	Childs	Hathorn	Brossart	Hawkins	Gonzales	Lackey
2/19	vs. Jacksonville	L	Garcia	Childs	Westfall	Rother	Hathorn	Hawkins	Lawrence	Yeske	Lackey
2/19	vs. Villanova	W	Garcia	Lackey	Westfall	Childs	Hathorn	Hawkins	Rother	Lawrence	Brossart
2/22	Winthrop	W	Garcia	Lackey	Westfall	Childs	Hathorn	Hawkins	Brossart	Gonzales	Milks
2/25	Appalachian State	W	Garcia	Lackey	Westfall	Childs	Hathorn	Hawkins	Brossart	Lawrence	Milks
2/25	Presbyterian	W	Garcia	Lackey	Westfall	Childs	Hathorn	Rother	Brossart	Gonzales	Milks
2/26	George Washington	W	Garcia	Lackey	Westfall	Childs	Hathorn	Hawkins	Brossart	Gonzales	Milks
2/28	Charleston Southern	L	Garcia	Lackey	Westfall	Childs	Hathorn	Hawkins	Brossart	Lawrence	Milks
2/28	Charleston Southern	W	Garcia	Lackey	Westfall	Childs	Hathorn	Hawkins	Rother	Gonzales	Brossart
2/29	at Charlotte	W	Garcia	Lackey	Westfall	Childs	Hathorn	Hawkins	Rother	Gonzales	Brossart
3/2	vs. Portland State	W	Garcia	Lackey	Westfall	Childs	Hathorn	Hawkins	Jackson	Gonzales	Brossart
3/2	vs. Maine	W	Garcia	Lackey	Westfall	Childs	Hathorn	Hawkins	Rother	Gonzales	Brossart
3/3	at UC Riverside	W	Garcia	Lackey	Westfall	Childs	Hathorn	Hawkins	Rother	Gonzales	Brossart
3/4	vs. UC Davis	W	Garcia	Lackey	Westfall	Childs	Hathorn	Hawkins	Rother	Gonzales	Brossart
3/7	at Coastal Carolina	L	Garcia	Lackey	Westfall	Childs	Hathorn	Hawkins	Rother	Gonzales	Brossart
3/7	at Coastal Carolina	L	Garcia	Lackey	Westfall	Childs	Hathorn	Hawkins	Rother	Gonzales	Brossart
3/9	Arkansas	L	Garcia	Lackey	Westfall	Childs	Hathorn	Hawkins	Jackson	Gonzales	Brossart
3/10	Arkansas	W	Garcia	Lackey	Westfall	Childs	Hawkins	Hathorn	Jackson	Gonzales	Brossart
3/11	Arkansas	W	Garcia	Lackey	Westfall	Childs	Hawkins	Hathorn	Jackson	Gonzales	Brossart
3/13	Mississippi State	L	Garcia	Lackey	Westfall	Childs	Hawkins	Hathorn	Jackson	Gonzales	Brossart
3/13	Mississippi State	L	Garcia	Lackey	Westfall	Childs	Hawkins	Hathorn	Jackson	Lawrence	Brossart
3/14	Charlotte	W	Garcia	Lackey	Westfall	Childs	Hawkins	Hathorn	Jackson	Gonzales	Lawrence
3/16	at No. 4/4 Florida	L	Garcia	Lackey	Westfall	Childs	Hawkins	Hathorn	Jackson	Gonzales	Lawrence
3/17	at No. 4/4 Florida	L	Garcia	Lackey	Westfall	Childs	Hawkins	Hathorn	Jackson	Gonzales	Lawrence
3/18	at No. 4/4 Florida	L	Garcia	Lackey	Childs	Hawkins	Jackson	Hathorn	Westfall	Gonzales	Brossart
3/21	at No. 24/25 N. Carolina	L	Garcia	Lackey	Childs	Jackson	Hathorn	Westfall	Hawkins	Brossart	Lawrence
3/23	LSU	L	Garcia	Lackey	Childs	Jackson	Westfall	Hathorn	Hawkins	Brossart	Lawrence
3/24	LSU	L	Garcia	Lackey	Childs	Jackson	Westfall	Hathorn	Hawkins	Brossart	Lawrence
3/25	LSU	L	Garcia	Lackey	Childs	Jackson	Hathorn	Westfall	Milks	Brossart	Lawrence
3/28	at Winthrop	W	Garcia	Lackey	Childs	Hathorn	Westfall	Jackson	Hawkins	Gonzales	Struett
3/31	Longwood	W	Garcia	Lackey	Childs	Hathorn	Westfall	Hawkins	Gonzales	Brossart	Struett
3/31	Longwood	W	Garcia	Lackey	Childs	Hathorn	Westfall	Hawkins	Jackson	Gonzales	Struett
4/6	at Kentucky	W	Garcia	Lackey	Childs	Hathorn	Westfall	Jackson	Hawkins	Brossart	Gonzales
4/7	at Kentucky	L	Garcia	Lackey	Childs	Hathorn	Westfall	Jackson	Hawkins	Brossart	Gonzales
4/8	at Kentucky	L	Garcia	Lackey	Childs	Hathorn	Westfall	Jackson	Hawkins	Brossart	Gonzales
4/11	at No. 11/11 Georgia	L	Garcia	Lackey	Childs	Hathorn	Westfall	Hawkins	Struett	Brossart	Gonzales
4/11	at No. 11/11 Georgia	L	Garcia	Lackey	Westfall	Hathorn	Childs	Hawkins	Jackson	Brossart	Gonzales
4/13	at No. 2/2 Alabama	L	Garcia	Lackey	Westfall	Hathorn	Hawkins	Childs	Struett	Brossart	Gonzales
4/14	at No. 2/2 Alabama	L	Garcia	Lackey	Westfall	Hathorn	Hawkins	Childs	Jackson	Lawrence	Gonzales
4/15	at No. 2/2 Alabama	L	Garcia	Lackey	Westfall	Hathorn	Hawkins	Childs	Jackson	Brossart	Gonzales
4/20	No. 8/7 Tennessee	L	Garcia	Lackey	Westfall	Hathorn	Hawkins	Jackson	Childs	Gonzales	Lawrence
4/21	No. 8/7 Tennessee	L	Garcia	Lackey	Westfall	Hathorn	Hawkins	Jackson	Childs	Brossart	Gonzales
4/22	No. 8/7 Tennessee	L	Garcia	Lackey	Westfall	Hathorn	Hawkins	Childs	Jackson	Gonzales	Lawrence
4/27	Auburn	L	Garcia	Lackey	Westfall	Hathorn	Hawkins	Childs	Struett	Gonzales	Brossart
4/28	Auburn	L	Garcia	Lackey	Westfall	Hathorn	Childs	Hawkins	Struett	Gonzales	Brossart
4/29	Auburn	L	Lackey	Morin	Westfall	Childs	Jackson	Gonzales	Arbaugh	Brossart	Slawson
5/4	Mississippi										
5/5	Mississippi										
5/6	Mississippi										

Current Gamecocks in South Carolina's Single Top 10 Lists (cont.)

HITTING CATEGORY	Stat	Rank	PITCHING CATEGORY	Stat	Rank
Hit by Pitches			Relief Appearances		
Samie Garcia	6	T-6th	Katelynn Howser	18	7th
Dana Hathorn	6	T-6th			
Kaitlin Westfall	6	T-6th	Saves		
			Katelynn Howser	3	T-9th
			Wild Pitches		
			Katelynn Howser	18	1st
			Hit Batters		
			Audrey Broyles	11	T-8th

#1 - Molly Brossart

1B - R/R - 5-8 - Sr. - Tucson, Ariz.

- All 45 starts have come at first base
- 2-for-3 with two runs and two RBI vs. Villanova (2/19)



PROFILE



GBG STATS

2012	Game Highs	Career
4, 2x, last at UC Riverside 3/3	AB	5, vs. Providence, 3/5/11
2, 2x, last vs. Villanova 2/19	R	Same
2 vs. Villanova 2/19	H	3, at Longwood-2, 4/9/11
2, 3x, last at Kentucky 4/6	RBI	3, at USC Upstate, 4/13/11
1 vs. Arkansas 3/9	2B	1, 6x, last vs. Arkansas 3/9/12
N/A	3B	N/A
1, 2x, last at Kentucky 4/6	HR	1, 5x, last at Kentucky 4/6/12
2 vs. Cleveland State 2/12	BB	2, 4x, last vs. Cleveland State 2/12/12
1 vs. Providence 2/17	SB	Same

Brossart's Season-By-Season Batting Statistics

Year	Avg.	GP	GS	AB	R	H	2B	3B	HR	RBI	TB	SLG	BB	HBP	K	GDP	OBP	SF	SH	SB-ATT	PO	A	E	FLD%
2011	.212	49	44	113	3	24	5	0	3	18	38	.336	22	5	27	0	.357	3	4	0-0	287	10	4	.987
2012	.189	45	45	90	9	17	1	0	2	9	24	.267	11	1	19	0	.282	1	5	1-1	231	3	1	.996
TOTAL	.202	94	89	203	12	41	6	0	5	27	62	.305	33	6	46	0	.325	4	9	1-1	518	13	5	.991

#4 - Lauren Lackey

OF - L/R - 5-6 - Sr. - Lake Elsinore, Calif.

- Leads team with 10 stolen bases and five triples
- Tripled in consecutive games at FIU (2/19)
- Posted career-best 14-game hitting streak (3/2-3/18)



PROFILE



GBG STATS

2012	Game Highs	Career
4, 15x, last vs. Auburn 4/29	AB	5, 2x, last vs. Loyola, 2/27/10
3 vs. Villanova 2/19	R	3, vs. Mississippi, 3/11/11
3, 2x, last vs. No. 8/7 Tennessee 4/21	H	3, 6x, last vs. No. 8/7 Tennessee 4/21/12
3, 2x, last at UC Riverside 3/3	RBI	3, 5x, last at UC Riverside 3/3/12
1, 3x, last at No. 4 Florida 3/18	2B	1, 10x, last at No. 4 Florida 3/18/12
1, 5x, last at Kentucky 4/8	3B	1, 10x, last at Kentucky 4/8/12
N/A	HR	1 vs. Georgetown, 2/18/11
1, 9x, last vs. No. 8/7 Tennessee 4/22	BB	2 vs. North Florida, 2/14/09
2, 2x, last at Winthrop 3/28	SB	2, 4x, last at Winthrop 3/28/12

Lackey's Season-By-Season Batting Statistics

Year	Avg.	GP	GS	AB	R	H	2B	3B	HR	RBI	TB	SLG	BB	HBP	K	GDP	OBP	SF	SH	SB-ATT	PO	A	E	FLD%
2009	.212	41	38	99	10	21	3	0	0	5	24	.242	10	3	20	0	.301	1	7	2-4	42	2	1	.978
2010	.229	51	51	140	17	32	3	1	0	8	37	.264	11	3	25	0	.297	1	7	0-2	54	7	1	.984
2011	.350	56	56	140	26	49	2	4	1	12	62	.443	7	2	26	0	.387	1	2	15-15	82	4	1	.989
2012	.408	52	52	152	27	62	3	5	0	18	75	.493	9	1	18	0	.444	0	8	10-10	74	3	1	.987
TOTAL	.309	200	197	531	80	164	11	10	1	43	198	.373	37	9	89	0	.362	3	24	27-31	252	16	4	.985

#9 - Kristen Struett

OF/P - R/R - 5-7 - Fr. - Westminster, Calif.

- Picked up her first career hit vs. LSU (3/25)
- Won her first start and hit her first career HR at Winthrop (3/28)



PROFILE



GBG STATS

2012	Game Highs - Hitting	Career
3, 5x, last vs. Auburn 4/28	AB	Same
2 at Winthrop 3/28	R	Same
2, 2x, last vs. Longwood-1 3/31	H	Same
4 at Winthrop 3/28	RBI	Same
1 vs. Auburn 4/28	2B	Same
N/A	3B	Same
1 at Winthrop 3/28	HR	Same
1 at No. 2/2 Alabama 4/15	BB	Same
N/A	SB	Same

2012	Game Highs - Pitching	Career
5.0 at Winthrop 3/28	IP	Same
1, 3x, last at No. 2/2 Alabama 4/15	K	Same
5, 2x, last at No. 2/2 Alabama 4/15	H	Same
8 at No. 2/2 Alabama 4/15	R	Same
8 at No. 2/2 Alabama 4/15	ER	Same
6 vs. Longwood-2 3/31	BB	Same

Struett's Season-By-Season Batting Statistics

Year	Avg.	GP	GS	AB	R	H	2B	3B	HR	RBI	TB	SLG	BB	HBP	K	GDP	OBP	SF	SH	SB-ATT	PO	A	E	FLD%
2012	.400	14	7	25	3	10	1	0	1	5	14	.560	1	0	5	0	.423	0	0	0-0	1	2	1	.750

Struett's Season-By-Season Pitching Statistics

Year	ERA	W	L	App	GS	CG	SHO	CBO	SV	IP	H	R	ER	BB	SO	2B	3B	HR	BF	B/Avg	WP	HBP	III.	SFA	SHA
2012	7.11	2	1	7	2	1	0	0	0	20.2	25	23	21	22	3	5	0	3	109	.313	4	2	0	3	2

#10 - Chelsea Hawkins
OF - R/R - 5-6 - So. - Piedmont, S.C.

- Third on the team with 13 multi-hit games
- Also third in batting average and slugging percentage
- Had a pair of doubles in game two at No. 11/11 Georgia (4/11)
- Went 3-for-4 with two runs scored vs. Arkansas (3/10)



2012	Game Highs	Career
4, 11x, last vs. No. 8/7 Tennessee 4/22	AB .. 4, 12x, last vs. No. 8/7 Tennessee 4/22/12	
2, 2x, last vs. Arkansas 3/10	R ..	Same
3, 2x, last vs. Arkansas 3/10	H ..	Same
4, vs. Winthrop 2/11	RBI ..	Same
2 at No. 11 Georgia-2 4/11	2B ..	Same
N/A	3B ..	N/A
1, 7x, last at No. 2/2 Alabama 4/15	HR 1, 8x, last at No. 2/2 Alabama 4/15/12	
1, 9x, last vs. No. 8/7 Tennessee 4/21	BB .. 2, 2x, last vs. Stony Brook, 3/6/11	
1, 2x, last vs. George Washington 2/26	SB ..	Same

Year	Avg.	GP	GS	AB	R	H	2B	3B	HR	RBI	TB	SLG	BB	HBP	K	GDP	OBP	SF	SH	SB-ATT	PO	A	E	FLD%
2011	.179	24	10	39	3	7	1	0	1	1	11	.282	5	0	15	0	.273	0	1	0-1	9	2	0	1.000
2012	.319	50	49	144	18	46	13	0	7	29	80	.556	9	1	36	0	.364	0	0	2-2	28	1	1	.967
TOTAL	.290	74	59	183	21	53	14	0	8	30	91	.497	14	1	51	0	.343	0	1	2-3	37	3	1	.976

#11 - Evan Childs
IF - R/R - 5-10 - Sr. - Conway, S.C.

- Leads the team in multi-RBI games (11)
- Tied SC's single-season HR record vs. Tennessee (4/22)
- Hit 2 HR, including walkoff shot, vs. Arkansas (3/11)
- Went 4-for-4 with two doubles and a homer in the win over Cleveland State (2/12)



2012	Game Highs	Career
5 at Charlotte 2/29	AB 5, 4x, last at Charlotte 2/29/12	
2, 9x, last at Kentucky 4/6	R 2, 13x, last at Kentucky 4/6/12	
4 vs. Cleveland State 2/12	H ..	Same
4, 2x, last vs. Arkansas 3/11	RBI .. 4, 4x, last vs. Arkansas 3/11/12	
2 vs. Cleveland State 2/12	2B .. 3, vs. Longwood-2 2/16/10	
N/A	3B .. 1, 2x, last vs. Stony Brook 3/6/11	
2 vs. Arkansas 3/11	HR .. 2, 2x, last vs. Arkansas 3/11/12	
2 vs. Winthrop 2/22	BB .. 2, 3x, last vs. Winthrop 2/22/12	
1, 7x, last at No. 2/2 Alabama 4/14	SB ... 1, 16x, last at No. 2/2 Alabama 4/14/12	

Year	Avg.	GP	GS	AB	R	H	2B	3B	HR	RBI	TB	SLG	BB	HBP	K	GDP	OBP	SF	SH	SB-ATT	PO	A	E	FLD%
2009	.180	44	42	128	17	23	4	0	4	17	39	.305	10	2	34	0	.250	0	2	3-3	93	79	11	.940
2010	.208	50	47	125	15	26	9	1	0	17	37	.296	15	2	42	0	.299	2	1	1-1	90	80	19	.899
2011	.227	51	40	119	16	27	4	1	2	10	39	.328	4	3	20	1	.268	1	4	5-6	56	89	16	.901
2012	.303	52	52	145	32	44	7	0	11	39	84	.579	17	5	28	1	.391	2	4	7-7	80	85	13	.927
TOTAL	.232	197	181	517	80	120	24	2	17	83	199	.385	46	12	124	2	.307	5	11	16-17	319	333	59	.917

#12 - Samie Garcia
IF - L/L - 5-6 - Jr. - Downey, Calif.

- Among the top 20 in many SC career categories
- Tops the team in slugging percentage
- Had two homers at Kentucky (4/8)
- Posted the longest hitting streak (21 games) at South Carolina since 1999



2012	Game Highs	Career
5 vs. Winthrop 2/11	AB 5, 2x, last vs. Winthrop 2/11/12	
3, 4x, last at Kentucky 4/8	R ..	Same
4 vs. Presbyterian 2/25	H .. 4, 2x, last vs. Presbyterian 2/25/12	
4 vs. Providence 2/17	RBI ..	Same
1, 9x, last vs. Auburn 4/27	2B .. 1, 16x, last vs. Auburn 4/27/12	
1, 2x, last vs. Charlotte 3/14	3B .. 1, 5x, last vs. Charlotte 3/13/12	
2 at Kentucky 4/8	HR ..	Same
2 at Kentucky 4/8	BB .. 2, 2x, last at Kentucky 4/8/12	
1, 10x, last vs. Longwood-2 3/31	SB 2, 2x, last vs. Charleston Southern 4/5/11	

Year	Avg.	GP	GS	AB	R	H	2B	3B	HR	RBI	TB	SLG	BB	HBP	K	GDP	OBP	SF	SH	SB-ATT	PO	A	E	FLD%
2011	.332	56	56	184	31	61	7	3	3	20	83	.451	16	6	13	0	.403	0	8	15-20	84	116	17	.922
2012	.370	52	51	162	40	60	9	2	7	28	94	.580	15	6	14	1	.440	1	3	10-15	81	72	12	.927
TOTAL	.350	108	107	346	71	121	16	5	10	48	177	.512	31	12	27	1	.421	1	11	25-35	165	188	29	.924

#13 - Kelley Dillon
IF - R/R - 5-7 - Sr. - Hanahan, S.C.

- Offseason shoulder surgery may cost her the year



2012	Game Highs	South Carolina
N/A	AB 4 (4x, last vs. Winthrop, 5/4/11)	
N/A	R .. 2 (vs. Georgetown, 2/18/11)	
N/A	H .. 2 (3x, last vs. Winthrop, 5/4/11)	
N/A	RBI .. 1 (4x, last vs. Winthrop, 5/4/11)	
N/A	2B .. 1 (3x, last vs. Elon-1, 2/26/11)	
N/A	3B .. 1 (at Longwood-2, 4/9/11)	
N/A	HR ..	N/A
N/A	BB .. 2 (at Winthrop, 3/2/11)	
N/A	SB .. 1 (2x, last vs. Michigan State, 2/20/11)	

Year	Avg.	GP	GS	AB	R	H	2B	3B	HR	RBI	TB	SLG	BB	HBP	K	GDP	OBP	SF	SH	SB-ATT	PO	A	E	FLD%
2011	.171	29	26	70	10	12	3	1	0	4	17	.243	7	1	19	1	.253	1	2	2-2	50	31	4	.953
2012																								
TOTAL	.171	29	26	70	10	12	3	1	0	4	17	.243	7	1	19	1	.253	1	2	2-2	50	31	4	.953

#14 - Kylie Morin
IF - L/R - 5-7 - Sr. - Salem, Ore.

- Used as a pinch runner in 28 games
- 4-for-5 in stolen-base tries
- First career hit came vs. Auburn (4/29) on Senior Day



PROFILE

GBG STATS

2012	Game Highs	Career
2 vs. Auburn 4/29	AB	3, vs. Georgetown, 2/18/11
1, 10x, last at Winthrop 3/28	R	1, 23x, last at Winthrop 3/28/12
1 vs. Auburn 4/29	H	Same
N/A	RBI	Same
N/A	2B	Same
N/A	3B	Same
N/A	HR	Same
N/A	BB	Same
1, 4x, last vs. Charleston So.-2 2/28	SB	1, 10x, last vs. Charleston So.-2 2/28/12

Year	Avg.	GP	GS	AB	R	H	2B	3B	HR	RBI	TB	SLG	BB	HBP	K	GDP	OBP	SF	SH	SB-ATT	PO	A	E	FLD%
2011	.000	42	2	3	13	0	0	0	0	0	0	.000	0	0	0	0	.000	0	0	6-9	0	0	0	.000
2012	.333	30	1	3	10	1	0	0	0	0	1	.333	0	0	0	0	.333	0	0	4-5	1	3	0	1.000
TOTAL	.167	72	3	6	23	1	0	0	0	0	1	.167	0	0	0	0	.167	0	0	10-14	1	3	0	1.000

#15 - Lacey Rother
C/1B - R/R - 5-11 - Fr. - Long Beach, Calif.

- Sixth on the team with 10 walks
- Hit her first homer in Maine (3/2) win



PROFILE

GBG STATS

2012	Game Highs	Career
3, 4x, last at Coastal Carolina-1 3/7	AB	Same
1 vs. Maine 3/2	R	Same
2 vs. Maine 3/2	H	Same
3 vs. Maine 3/2	RBI	Same
N/A	2B	Same
N/A	3B	Same
1 vs. Maine 3/2	HR	Same
2 at UC Riverside 3/3	BB	Same
N/A	SB	Same

Year	Avg.	GP	GS	AB	R	H	2B	3B	HR	RBI	TB	SLG	BB	HBP	K	GDP	OBP	SF	SH	SB-ATT	PO	A	E	FLD%
2012	.200	30	10	35	1	7	0	0	1	6	10	.286	10	1	8	1	.391	0	0	0-0	2	0	0	1.000

#16 - Sam Arbaugh
IF - R/R - 5-1 - Sr. - Aiken, S.C.

- Had a pinch hit at Winthrop (3/28)
- Used as a pinch runner on eight occasions, scoring six times



PROFILE

GBG STATS

2012	Game Highs	Career
2 vs. Auburn 4/29	AB	4 vs. Loyola 2/27/10
1, 7x, last vs. Auburn 4/29	R	3 vs. Loyola 2/27/10
1 at Winthrop 3/28	H	1, 3x, last at Winthrop 3/28/12
N/A	RBI	N/A
N/A	2B	N/A
N/A	3B	N/A
N/A	HR	N/A
N/A	BB	1, 2x, last at No. 12/10 Georgia-1, 4/24/10
N/A	SB	N/A

Year	Avg.	GP	GS	AB	R	H	2B	3B	HR	RBI	TB	SLG	BB	HBP	K	GDP	OBP	SF	SH	SB-ATT	PO	A	E	FLD%
2009	.000	12	2	4	2	0	0	0	0	0	0	.000	0	0	2	0	.000	0	1	0-0	4	1	1	.833
2010	.061	26	19	33	4	2	0	0	0	0	2	.061	2	2	17	0	.162	0	4	0-0	36	27	10	.863
2011	Did Not Play																							
2012	.143	14	1	7	7	1	0	0	0	0	1	.143	0	0	1	0	.143	0	0	0-0	0	2	0	1.000
TOTAL	.068	52	22	44	13	3	0	0	0	0	3	.068	2	2	20	0	.146	0	5	0-0	40	30	11	.864

#17 - Shelby Gonzales
C - R/R - 5-8 - Jr. - Moses Lake, Wash.

- Started 41 games at catcher
- Tied for third on the team in multi-RBI games (6)
- Posted a homer and three RBI at Charlotte (2/29)
- Her first career homer came vs. Presbyterian (2/25)



PROFILE

GBG STATS

2012	Game Highs	Career
4, 2x, last at Charlotte 2/29	AB	Same
2 at UC Riverside 3/3	R	Same
2, 2x, last at Charlotte 2/29	H	Same
3 at Charlotte 2/29	RBI	Same
1, 2x, last at No. 2/2 Alabama 4/15	2B	Same
N/A	3B	Same
1, 3x, last at UC Riverside 3/3	HR	Same
2, 2x, last at UC Riverside 3/3	BB	Same
N/A	SB	Same

Year	Avg.	GP	GS	AB	R	H	2B	3B	HR	RBI	TB	SLG	BB	HBP	K	GDP	OBP	SF	SH	SB-ATT	PO	A	E	FLD%
2012	.212	44	41	85	6	18	2	0	3	15	29	.341	17	3	16	1	.362	0	4	0-0	151	24	3	.983

#18 - Codee Yeske
IF - R/R - 5-8 - So. - Lexington, S.C.

- Appeared in 15 games, nine as a pinch hitter
- Posted first homer vs. Maine (3/2)
- Hit by a pitch twice and scored a run vs. Winthrop (2/11)



2012	Game Highs	Carolina
3 vs. Jacksonville 2/19	AB	Same
1, 2x, last vs. Maine 3/2	R	Same
1, 2x, last vs. Maine 3/2	H	Same
2 vs. Maine 3/2	RBI	Same
N/A	2B	Same
N/A	3B	Same
1 vs. Maine 3/2	HR	Same
1 at No. 4 Florida 3/18	BB	Same
1 at Charlotte 2/29	SB	Same

Year	Avg.	GP	GS	AB	R	H	2B	3B	HR	RBI	TB	SLG	BB	HBP	K	GDP	OBP	SF	SH	SB-ATT	PO	A	E	FLD%
2012	.133	15	1	15	2	2	0	0	1	2	5	.333	1	2	7	0	.278	0	0	1-1	2	1	1	.750

#20 - Kaitlin Westfall
OF - R/R - 5-6 - Sr. - Macon, Ga.

- Leads the SEC with 17 doubles
- 17th in NCAA stat report with 0.33 doubles per game
- Had five RBI including a grand slam vs. Longwood (3/31)
- Went 2-for-4 with a double, a triple and three RBI, including two game-tying ones, vs. Western Kentucky (2/11)



2012	Game Highs	Career
5 at Charlotte 2/29	AB	Same
3 vs. Longwood-1 3/31	R	3, 2x, last vs. Longwood-1 3/31/12
3, 3x, last vs. No. 8/7 Tennessee 4/21	H	3, 5x, last vs. No. 8/7 Tennessee 4/21/12
5 vs. Longwood-2, 3/31	RBI	Same
2, 2x, last vs. Villanova 2/19	2B	Same
1 vs. Western Kentucky 2/11	3B	1, 4x, last vs. Western Kentucky 2/11/12
1, 4x, last vs. Longwood-2 3/31	HR	1, 11x, last vs. Longwood-2 3/31/12
2 vs. Illinois-Chicago 2/18	BB	2, 6x, last vs. Illinois-Chicago 2/18/12
1, 3x, last vs. Charleston So.-2 2/28	SB	1, 5x, last vs. Charleston So.-2 2/28/12

Year	Avg.	GP	GS	AB	R	H	2B	3B	HR	RBI	TB	SLG	BB	HBP	K	GDP	OBP	SF	SH	SB-ATT	PO	A	E	FLD%
2009	.162	31	12	37	7	6	2	1	0	3	10	.270	0	2	12	0	.205	0	1	1-1	0	0	0	.000
2010	.176	47	40	108	8	19	6	0	2	9	31	.287	8	5	31	0	.264	0	3	0-0	50	2	0	1.000
2011	.300	53	52	150	19	45	7	2	5	27	71	.473	16	4	20	0	.378	2	6	1-3	75	8	1	.988
2012	.313	52	52	147	27	46	17	1	4	29	77	.524	19	6	27	1	.410	1	5	3-3	107	7	6	.950
TOTAL	.262	183	156	442	61	116	32	4	11	68	189	.428	43	17	90	1	.349	3	15	5-7	232	17	7	.973

#21 - Kierstyn White
P - R/R - 5-10 - Sr. - Columbia, S.C.

- Posted her first career shutout in 5-0 win over Illinois-Chicago (2/18)
- Now has seven career complete games, five this year



2012	Game Highs	Career
7.0, 4x, last vs. Charleston So.-1 2/28	IP	7.0, 5x, last vs. Charleston So.-1 2/28/12
3, 3x, last vs. Auburn 4/29	K	6 vs. Seton Hall, 3/5/11
9 vs. Appalachian State 2/25	H	13 at Kentucky-1, 4/10/10
7 at No. 2/2 Alabama 4/13	R	11 at Kentucky-1, 4/10/10
6 at No. 2/2 Alabama 4/13	ER	11 at Kentucky-1, 4/10/10
6 vs. Mississippi State-2 3/13	BB	Same

Year	ERA	W	L	App	GS	CG	SHO	CBO	SV	IP	H	R	ER	BB	SO	2B	3B	HR	BF	B/Avg	WP	HBP	III.	SFA	SHA
2009	2.69	9	4	32	9	0	0	3	3	86.0	91	44	33	36	45	11	5	3	398	.271	9	9	1	1	16
2010	8.32	0	2	18	2	1	0	0	0	37.0	79	58	44	28	19	14	1	8	218	.436	11	2	0	3	4
2011	4.30	2	3	13	4	1	0	0	0	27.2	35	24	17	18	11	2	0	3	143	.292	5	2	2	0	3
2012	5.52	6	9	28	17	5	1	0	0	85.0	109	81	67	56	25	17	4	15	435	.301	7	2	2	4	11
TOTAL	4.78	17	18	91	32	7	1	3	3	235.2	314	207	161	138	100	44	10	29	1194	.314	32	15	5	8	34

#22 - Jackie Slawson
OF - L/R - 5-8 - Sr. - Ladson, S.C.

- Pinch ran in 29 games, scoring 15 times



2012	Game Highs	Career
2 vs. Auburn 4/29	AB	3 at LSU 5/7/11
1, 15x, last vs. No. 8/7 Tennessee 4/22	R	1, 34x, last vs. No. 8/7 Tennessee 4/22/12
1 at Winthrop 3/28	H	1, 4x, last at Winthrop 3/28/12
N/A	RBI	N/A
N/A	2B	N/A
N/A	3B	N/A
N/A	HR	N/A
N/A	BB	N/A
1, 4x, last vs. Longwood-2 3/31	SB	1, 10x, last vs. Longwood-2 3/31/12

Year	Avg.	GP	GS	AB	R	H	2B	3B	HR	RBI	TB	SLG	BB	HBP	K	GDP	OBP	SF	SH	SB-ATT	PO	A	E	FLD%
2011	.429	43	3	7	19	3	0	0	0	0	3	.429	0	1	2	0	.500	0	0	6-13	0	0	0	.000
2012	.167	33	1	6	15	1	0	0	0	0	1	.167	0	0	3	0	.167	0	0	4-5	1	0	0	1.000
TOTAL	.308	76	4	13	34	4	0	0	0	0	4	.308	0	1	5	0	.357	0	0	10-18	1	0	0	1.000

#23 - Julie Sarratt
P/1B - R/R - 5-4 - So. - Gaffney, S.C.

- Offseason surgery may keep her out for 2012



PROFILE

GBG STATS

2012	Game Highs - Hitting	Career
N/A	AB .4, 3x, last vs. No. 20/16 Kentucky, 4/24/11	
N/A	R .1, 3x, last vs. Charleston Southern, 4/5/11	
N/A	H .2, 3x, last vs. Charleston Southern, 4/5/11	
N/A	RBI .2, 2x, last vs. Mississippi, 3/12/11	
N/A	2B .1, 4x, last vs. No. 20/16 Kentucky, 4/24/11	
N/A	3B	N/A
N/A	HR1, 2x, last vs. Mississippi, 3/12/11	
N/A	BB1 vs. Michigan State, 2/20/11	
N/A	SB	N/A

2011	Game Highs - Pitching	Career
N/A	IP8.1 at No. 23/24 Auburn, 3/20/11	
N/A	K9 vs. Florida Gulf Coast, 2/19/11	
N/A	H11 at No. 23/24 Auburn, 3/20/11	
N/A	R6, 2x, last at No. 11 Tennessee, 3/26/11	
N/A	ER6, 2x, last at No. 11 Tennessee, 3/26/11	
N/A	BB4, 3x, last vs. No. 5/7 Florida, 4/30/11	

Sarratt's Season-By-Season Batting Statistics																									
Year	Avg.	GP	GS	AB	R	H	2B	3B	HR	RBI	TB	SLG	BB	HBP	K	GDP	OBP	SF	SH	SB-ATT	PO	A	E	FLD%	
2011	.250	31	20	64	3	16	4	0	2	9	26	.406	1	1	20	0	.273	0	0	0-0	35	13	0	1.000	
2012	Has Not Played																								
TOTAL	.250	31	20	64	3	16	4	0	2	9	26	.406	1	1	20	0	.273	0	0	0-0	35	13	0	1.000	

Sarratt's Season-By-Season Pitching Statistics																									
Year	ERA	W	L	App	GS	CG	SHO	CBO	SV	IP	H	R	ER	BB	SO	2B	3B	HR	BF	B/Avg	WP	HBP	Ill.	SFA	SHA
2011	3.38	8	8	29	15	6	3	1	2	103.2	93	56	50	40	70	19	0	17	454	.238	1	11	0	4	9
2012	Has Not Played																								
TOTAL	3.38	8	8	29	15	6	3	1	2	103.2	93	56	50	40	70	19	0	17	454	.238	1	11	0	4	9

#24 - Dana Hathorn
IF - R/R - 5-6 - So. - Orlando, Fla.

- Tied for fourth on the team with 11 multi-hit games
- Had the game-winning hit vs. Charlotte (3/14)
- Went 3-for-4 with a double and three runs scored at Charlotte (2/29)
- Two two-run doubles vs. Winthrop (2/22)



PROFILE

GBG STATS

2012	Game Highs	Career
4, 18x, last vs. No. 8/7 Tennessee 4/22	AB .4, 31x, last vs. No. 8/7 Tennessee 4/22/12	
3 at Charlotte 2/29	R	Same
3, 2x, last at Charlotte 2/29	H3, 4x, last at Charlotte 2/29/12	
4 vs. Winthrop 2/22	RBI	Same
2 vs. Winthrop 2/22	2B	Same
1 vs. George Washington 2/26	3B .1, 2x, last vs. George Washington 2/26/12	
N/A	HR1 at Arkansas-1 4/16/11	
1, 5x, last vs. Longwood-2 3/31	BB1, 14x, last vs. Longwood-2 3/31/12	
1, 2x, last vs. Mississippi State-1 3/13	SB2, 3x, last at Arkansas 4/17/11	

Hathorn's Season-By-Season Batting Statistics																									
Year	Avg.	GP	GS	AB	R	H	2B	3B	HR	RBI	TB	SLG	BB	HBP	K	GDP	OBP	SF	SH	SB-ATT	PO	A	E	FLD%	
2011	.280	53	50	157	27	44	5	1	1	28	54	.344	9	2	15	0	.325	1	4	12-13	114	98	4	.981	
2012	.289	52	51	159	24	46	10	1	0	23	58	.365	5	6	13	1	.335	0	1	2-5	96	77	6	.966	
TOTAL	.285	105	101	316	51	90	15	2	1	51	112	.354	14	8	28	1	.330	1	5	14-18	210	175	10	.975	

#25 - Olivia Lawrence
C/IF - L/R - 5-6 - Fr. - Woodstown, N.J.

- Started 17 times (10 at C, 7 at 1B)
- Pinch-hit RBI single vs. Arkansas (3/11) pivotal in win
- Hit her first career homer at Coastal (3/7)
- Went 2-for-4 with a double and an RBI vs. Winthrop (2/11)



PROFILE

GBG STATS

2012	Game Highs	Career
4 vs. Winthrop 2/11	AB	Same
2 vs. Villanova 2/19	R	Same
2 vs. Winthrop 2/11	H	Same
2 at Coastal Carolina-2 3/7	RBI	Same
1, 2x, last vs. Charlotte 3/14	2B	Same
N/A	3B	Same
1 at Coastal Carolina-2 3/7	HR	Same
1, 6x, last vs. Longwood-2 3/31	BB	Same
N/A	SB	Same

Lawrence's Season-By-Season Batting Statistics																									
Year	Avg.	GP	GS	AB	R	H	2B	3B	HR	RBI	TB	SLG	BB	HBP	K	GDP	OBP	SF	SH	SB-ATT	PO	A	E	FLD%	
2012	.157	32	17	51	3	8	2	0	1	5	13	.255	6	1	22	0	.259	0	0	0-0	80	7	6	.935	

#30 - Kaela Jackson
OF - R/R - 5-6 - R-Sr. - Morristown, Tenn.

- Hit her second career homer at No. 2/2 Alabama (4/14)
- Bases-loaded double started the scoring in the 9-1 (5) win at Kentucky (4/6)
- Posted first career homer in Arkansas win (3/10)



2012	Game Highs	Career
4 at No. 2/2 Alabama 4/14	AB	Same
1, 4x, last at No. 2/2 Alabama 4/14	R	Same
3 at No. 2/2 Alabama 4/14	H	Same
3 at Kentucky 4/6	RBI	Same
1, 4x, last at Kentucky 4/6	2B	Same
N/A	3B	N/A
1, 2x, last at No. 2/2 Alabama 4/14	HR	Same
1, 4x, last vs. No. 8/7 Tennessee 4/21	BB	1, 6x, last vs. No. 8/7 Tennessee 4/21/12
N/A	SB	N/A

Jackson's Season-By-Season Batting Statistics

Year	Avg.	GP	GS	AB	R	H	2B	3B	HR	RBI	TB	SLG	BB	HBP	K	GDP	OBP	SF	SH	SB-ATT	PO	A	E	FLD%
2011	.143	9	0	7	0	1	0	0	0	2	1	.143	2	0	2	0	.333	0	0	0-0	0	0	0	.000
2012	.212	34	26	66	4	14	4	0	2	10	24	.364	4	2	23	0	.278	0	2	0-0	0	0	0	.000
TOTAL	.205	43	26	73	4	15	4	0	2	12	25	.342	6	2	25	0	.284	0	2	0-0	0	0	0	.000

#33 - Katelynn Howser
P - R/R - 5-8 - Fr. - Woodstock, Ga.

- Set a new SC mark with 17 wild pitches in a single season
- Struck out 10 (and walked 8) in win vs. Presbyterian (2/26)
- Picked up her first career win vs. Winthrop (2/11) and first save vs. Cleveland State (2/12)



2012	Game Highs	Career
7.0, 4x, last vs. Auburn 4/28	IP	Same
10 vs. Presbyterian 2/26	K	Same
12 at No. 11 Georgia-2 4/11	H	Same
8 at No. 11 Georgia-2 4/11	R	Same
8 at No. 11 Georgia-1 4/11	ER	Same
8 vs. Presbyterian 2/26	BB	Same

Howser's Season-By-Season Pitching Statistics

Year	ERA	W	L	App	GS	CG	SHO	CBO	SV	IP	H	R	ER	BB	SO	2B	3B	HR	BF	B/Avg	WP	HBP	IP	SFA	SHA
2012	3.88	8	9	34	16	8	0	0	3	124.1	126	82	69	89	88	18	3	23	592	.264	18	10	2	7	8

#42 - Hannah Milks
OF - R/R - 5-5 - Jr. - Greenville, S.C.

- Started 13 games in right field
- Went 2-for-4 with a double and two RBI vs. Winthrop (2/11)



2012	Game Highs	Career
4, 3x, last vs. Presbyterian 2/25	AB	4, 21x, last vs. Presbyterian 2/26/12
2 at Winthrop 3/28	R	3, 2x, last vs. Michigan State 3/6/11
2, 2x, last vs. Winthrop 2/22	H	3, 4x, last at Arkansas 4/17/11
2 vs. Winthrop 2/11	RBI	4, at No. 11 Tennessee 3/27/11
1 vs. Winthrop 2/11	2B	1, 10x, last at Longwood-1 4/9/11
N/A	3B	N/A
N/A	HR	1, 3x, last at Arkansas 4/17/11
2 vs. LSU 3/23	BB	2, 3x, last vs. LSU 3/23/12
1, 7x, last vs. Longwood-2 3/31	SB	2, 2x, last vs. Mississippi 3/13/11

Milks' Season-By-Season Batting Statistics

Year	Avg.	GP	GS	AB	R	H	2B	3B	HR	RBI	TB	SLG	BB	HBP	K	GDP	OBP	SF	SH	SB-ATT	PO	A	E	FLD%
2010	.234	46	39	107	14	25	3	0	0	5	28	.262	10	4	30	0	.322	0	5	3-5	22	47	8	.896
2011	.273	49	48	139	26	38	6	0	3	12	53	.381	11	2	20	0	.333	1	10	16-16	56	4	2	.968
2012	.152	45	13	46	18	7	1	0	0	3	8	.174	6	1	7	0	.264	0	7	8-10	28	1	0	1.000
TOTAL	.237	141	101	295	58	70	10	0	3	20	89	.302	27	7	59	0	.315	1	22	27-31	106	52	10	.940

#80 - Audrey Broyles
P - R/R - 5-10 - R-Jr. - Pembroke Pines, Fla.

- Struck out seven, matching her season high, without issuing a walk in Longwood win (3/31)
- Threw the most innings and pitches since her true sophomore season at that time in her first start of the year vs. Western Kentucky, a CG win (2/11)



2012	Game Highs	Career
8.0, 2x, last vs. Arkansas 3/9	IP	8.1 at Florida Atlantic, 2/28/10
7, 2x, last vs. Longwood-1 3/31	K	14 vs. College of Charleston, 2/7/09
9, 3x, last vs. No. 8/7 Tennessee 4/22	H	10 at Arkansas, 3/11/09
8 at Kentucky 4/8	R	Same
6, 3x, last at No. 2/2 Alabama 4/14	ER	6, 6x, last at No. 2/2 Alabama 4/14/12
7, 2x, last at No. 2/2 Alabama 4/14	BB	Same

Broyles' Season-By-Season Pitching Statistics

Year	ERA	W	L	App	GS	CG	SHO	CBO	SV	IP	H	R	ER	BB	SO	2B	3B	HR	BF	B/Avg	WP	HBP	Ill.	SFA	SHA
2009	2.67	10	12	33	25	9	2	3	3	144.0	148	67	55	33	130	21	3	15	612	.267	2	9	0	3	13
2010	0.99	3	3	8	7	3	2	0	0	42.1	24	12	6	9	45	5	1	1	165	.161	0	0	0	0	7
2011	3.03	6	10	24	22	4	1	1	0	99.1	82	52	43	29	55	14	3	22	417	.220	2	9	1	0	6
2012	3.71	7	10	19	17	7	0	0	0	94.1	92	62	50	48	48	13	1	15	435	.254	1	11	1	2	12
TOTAL	2.84	26	35	84	71	23	5	4	3	380.0	346	193	154	119	278	53	8	53	1629	.241	5	29	2	5	38

2012 Box Score QR Links



2/10 Tennessee St.



2/11 Western Ky.



2/11 Winthrop



2/12 Cleveland St.



2/17 Providence



2/18 Ill.-Chicago



2/18 FIU



2/19 Jacksonville



2/19 Villanova



2/22 Winthrop




2/25 App. State



2/25 Presbyterian



2/25 Geo. Wash.



2/28 Chas. So. 1




2/28 Chas. So. 2



2/29 Charlotte



3/2 Portland State



3/2 Maine



3/3 UC Riverside



3/4 UC Davis




3/7 Coastal 1



3/7 Coastal 2



3/9 Arkansas



3/10 Arkansas



3/11 Arkansas



3/13 Miss. State 1



3/13 Miss. State 2



3/14 Charlotte



3/16 Florida




3/17 Florida

2012 Box Score QR Links




3/18 Florida



3/21 North Carolina



3/23 LSU




3/24 LSU



3/25 LSU




3/28 Winthrop



3/31 Longwood 1



3/31 Longwood 2




4/6 Kentucky



4/7 Kentucky



4/8 Kentucky



4/11 Georgia 1



4/11 Georgia 2



4/13 Alabama




4/14 Alabama



4/15 Alabama



4/20 Tennessee



4/21 Tennessee



4/22 Tennessee



4/27 Auburn



4/28 Auburn



4/29 Auburn

5/4 Mississippi

5/5 Mississippi

5/6 Mississippi