

HISTORY & RECORDS

Carolina Gamecocks

YEAR-BY-YEAR RECORDS

	Year	Coach	Record	Runs	Opp	Home	Away	Neutral
CAROLINA GAMECOCKS	1892	None	1-0-0	14	8	1-0-0	0-0-0	0-0-0
	1893	None	4-0-0	49	15	4-0-0	0-0-0	0-0-0
	1894	No Team						
	1895	None	0-1-0	4	7	0-1-0	0-0-0	0-0-0
	1896	(Mgr.) E.R. Wilson	3-4-0	63	68	2-3-0	1-1-0	0-0-0
	1897	(Mgr.) Lede Hagood	4-3-0	73	77	3-3-0	1-0-0	0-0-0
	1898	(Mgr.) W.C. Benet, Jr.	1-4-0	26	54	1-2-0	0-2-0	0-0-0
	1899	(Mgr.) J.C. Hughes	1-8-0	47	152	1-5-0	0-3-0	0-0-0
	1900	(Mgr.) A.H. Brooker	7-4-0	131	59	5-2-0	2-2-0	0-0-0
	1901	(Mgr.) J.D. Ardrey	6-3-0	96	65	4-2-0	1-1-0	1-0-0
STAFF	1902	(Mgr.) G.B. Timmerman	6-4-0	60	41	5-3-0	1-1-0	0-0-0
	1903	W. Augustus Lee	8-3-1	103	63	6-0-1	2-3-0	0-0-0
	1904	W. Augustus	3-3-0	39	51	2-2-0	1-0-0	0-1-0
	1905	L. William Earle	5-7-1	100	84	4-2-0	1-3-1	0-2-0
	1906	George Needham	1-7-0	30	82	1-2-0	0-3-0	0-2-0
	1907	Dicky James	11-6-0	92	59	9-1-0	2-3-0	0-2-0
	1908	Frank Lohr	10-3-1	68	56	8-0-0	2-3-1	0-0-0
	1909	R.C. (Dick) Reid	11-6-0	77	39	8-4-0	2-2-0	1-0-0
	1910	Bill Breitenstein	11-5-0	90	52	7-5-0	4-0-0	0-0-0
	1911	P.L. Wright	11-6-0	93	82	8-2-0	2-3-0	1-1-0
PLAYER PROFILES	1912	James G. Driver	11-11-0	138	101	9-3-0	2-7-0	0-1-0
	1913	James G. Driver	11-8-1	119	64	9-5-0	2-3-0	0-0-1
	1914	G.I. Guerrant	12-7-1	82	78	10-3-0	2-4-1	0-0-0
	1915	Syd Smith	6-11-0	80	109	5-6-0	1-5-0	0-0-0
	1916	Bill Clark	9-14-0	77	109	6-8-0	2-5-0	1-1-0
	1917	Dixon Foster	4-7-2	65	105	2-3-1	1-3-1	1-1-0
	1918	Dixon Foster	11-13-0	86	69	10-7-0	1-6-0	0-0-0
	1919	Dixon Foster	9-13-0	73	93	7-8-0	2-5-0	0-0-0
	1920	Dixon Foster	3-18-0	93	163	0-7-0	1-9-0	2-2-0
	1921	Bill Clark	3-12-1	63	117	2-6-0	0-5-1	1-1-0
OPPONENTS	1922	Bill Clark	8-7-1	95	85	5-0-0	3-6-1	1-1-0
	1923	Bill Clark	8-8-0	92	93	6-4-0	1-4-0	0-0-0
	1924	Bill Clark	10-8-0	74	98	5-4-0	4-4-0	1-0-0
	1925	Branch Bocock	4-9-0	65	98	3-5-0	1-4-0	0-0-0
	1926	Branch Bocock	6-4-0	53	34	3-1-0	3-2-0	0-1-0
	1927	Branch Bocock	7-8-0	86	91	6-2-0	1-6-0	0-0-0
	1928	Billy Laval	7-8-1	83	80	5-3-1	1-4-0	1-1-0
	1929	Billy Laval	8-4-0	100	66	5-1-0	2-3-0	1-0-0
	1930	Billy Laval	14-5	135	67	10-1-0	2-4-0	2-0-0
	1931	Billy Laval	15-3-0	184	59	8-1-0	7-2-0	0-0-0
SEASON IN REVIEW	1932	Billy Laval	16-7-0	184	95	9-3-0	6-4-0	1-0-0
	1933	Billy Laval	17-3-0	179	83	11-1-0	6-2-0	0-0-0
	1934	Billy Laval	12-3-0	129	43	6-3-0	6-0-0	0-0-0
	1935	Dutch Stamman	8-10-0	77	96	5-4-0	3-6-0	0-0-0
	1936	Dutch Stamman	5-9-1	70	108	2-4-1	3-5-0	0-0-0
	1937	Dutch Stamman	5-6-0	71	78	2-3-0	3-3-0	0-0-0
	1938	Catfish Smith	12-7-0	129	82	6-4-0	6-3-0	0-0-0
	1939	Catfish Smith	10-11-0	133	145	7-7-0	3-4-0	0-0-0
	1940	Ted Petoskey	8-9-0	112	115	5-5-0	3-2-0	0-2-0
	1941	Ted Petoskey	10-8-0	93	84	7-2-0	2-5-0	1-1-0
HISTORY & RECORDS	1942	Ted Petoskey	6-11-0	77	131	2-5-0	4-6-0	0-0-0
	1943	Kay Kirven	5-6-0	53	89	3-1-0	2-5-0	0-0-0
	1944	H.W. Klocker	4-4-0	53	60	2-2-0	2-2-0	0-0-0
	1945	Johnnie McMillan	8-4-0	84	41	5-2-0	3-2-0	0-0-0
	1946	Catfish Smith	10-13-0	131	161	7-6-0	3-6-0	0-1-0
	1947	Catfish Smith	8-17-0	180	190	5-9-0	3-7-0	0-1-0
	1948	Ted Petoskey	6-14-0	106	139	4-6-0	2-6-0	0-2-0
	1949	Ted Petoskey	15-6-0	146	107	10-1-0	5-5-0	0-0-0
	1950	Ted Petoskey	16-9-1	198	135	7-4-1	9-5-0	0-0-0
	1951	Ted Petoskey	6-15-0	106	169	2-9-0	4-5-0	0-1-0
	1952	Ted Petoskey	9-8-0	72	70	6-2-0	1-3-0	2-3-0
	1953	Ted Petoskey	8-11-0	103	131	6-4-0	2-6-0	0-1-0
	1954	Ted Petoskey	10-10-0	91	106	6-5-0	4-5-0	0-0-0
	1955	Ted Petoskey	10-10-0	122	122	5-7-0	5-3-0	0-0-0
	1956	Ted Petoskey	9-9-0	107	100	6-3-0	3-6-0	0-0-0
	1957	Joe Grugan	9-9-0	79	99	7-2-0	2-7-0	0-0-0
	1958	Joe Grugan	7-14-0	80	126	5-7-0	2-7-0	0-0-0



2012 Baseball

YEAR-BY-YEAR RECORDS

Year	Coach	Record	Runs	Opp	Home	Away	Neutral
1959	Joe Grugan	12-12-0	110	94	10-6-0	2-6-0	0-0-0
1960	Joe Grugan	4-18-0	106	161	2-7-0	1-10-0	1-1-0
1961	Joe Grugan	3-15-0	68	122	3-5-0	0-10-0	0-0-0
1962	Joe Grugan	9-11-0	105	140	7-4-0	2-7-0	0-0-0
1963	Joe Grugan	7-14-0	87	136	6-6-0	1-8-0	0-0-0
1964	Bob Reising	15-12-0	126	99	7-4-0	6-8-0	2-0-0
1965	Bob Reising	16-12-0	107	114	12-7-0	4-5-0	0-0-0
1966	Dick Weldon	15-8-0	124	79	11-2-0	4-6-0	0-0-0
1967	Jack Powers	21-8-0	150	97	16-2-0	5-6-0	0-0-0
1968	Jack Powers	14-11-0	93	95	9-6-0	5-5-0	0-0-0
1969	Jack Powers	12-21-1	111	148	6-9-1	6-12-0	0-0-0
1970	Bobby Richardson	14-20-0	117	157	6-8-0	5-9-0	3-3-0
1971	Bobby Richardson	18-12-0	149	111	14-6-0	4-6-0	0-0-0
1972	Bobby Richardson	25-16-0	188	125	21-8-0	3-2-0	1-6-0
1973	Bobby Richardson	26-15-1	200	142	16-8-1	6-4-0	4-3-0
1974	Bobby Richardson	48-8-0	336	120	30-2-0	14-4-0	4-2-0
1975	Bobby Richardson	51-6-1	389	139	30-1-0	14-2-0	7-3-1
1976	Bobby Richardson	38-14-0	396	226	26-5-0	11-9-0	1-0-0
1977	June Raines	43-12-1	365	183	28-4-0	11-6-1	4-2-0
1978	June Raines	31-14-0	322	176	23-6-0	8-8-0	0-0-0
1979	June Raines	31-16-0	286	167	23-10-0	8-6-0	0-0-0
1980	June Raines	39-11-0	388	170	25-2-0	12-9-0	2-0-0
1981	June Raines	46-15-0	532	298	25-9-0	14-8-0	3-2-0
1982	June Raines	45-13-0	449	243	33-4-0	11-7-0	1-2-0
1983	June Raines	35-13-0	363	205	22-3-0	12-8-0	1-1-0
1984	June Raines	41-18-0	386	281	23-8-0	13-8-0	5-2-0
1985	June Raines	47-22-0	629	371	34-5-0	10-15-0	3-2-0
1986	June Raines	43-23-0	518	325	21-12-0	18-8-0	4-3-0
1987	June Raines	39-14-0	451	294	26-9-0	13-5-0	0-0-0
1988	June Raines	43-21-0	439	334	24-6-0	14-14-0	5-1-0
1989	June Raines	34-23-0	413	296	28-8-0	6-15-0	0-0-0
1990	June Raines	33-25-0	339	295	23-11-0	9-9-0	1-5-0
1991	June Raines	40-22-0	432	317	28-6-0	9-14-0	3-2-0
1992	June Raines	42-22-0	531	323	23-7-0	11-12-0	8-3-0
1993	June Raines	39-20-1	433	270	28-8-0	10-11-1	1-1-0
1994	June Raines	35-23-0	379	302	23-12-0	12-10-0	0-1-0
1995	June Raines	32-25-0	338	335	21-11-0	8-13-0	3-1-0
1996	June Raines	25-28-0	372	402	16-11-0	8-15-0	1-2-0
1997	Ray Tanner	33-24-0	605	425	24-12-0	8-11-0	1-1-0
1998	Ray Tanner	44-18-0	520	360	29-10-0	12-4-0	3-4-0
1999	Ray Tanner	35-23-0	404	313	26-9-0	7-10-0	2-4-0
2000	Ray Tanner	56-10-0	537	276	37-4-0	15-4-0	4-2-0
2001	Ray Tanner	49-20-0	484	273	31-6-0	10-11-0	8-3-0
2002	Ray Tanner	57-18-0	584	371	32-9-0	14-5-0	11-4-0
2003	Ray Tanner	45-22-0	437	268	29-7-0	9-10-0	7-5-0
2004	Ray Tanner	53-17-0	492	270	35-6-0	10-9-0	8-2-0
2005	Ray Tanner	41-23-0	404	274	26-7-0	11-13-0	4-3-0
2006	Ray Tanner	41-25-0	487	343	28-8-0	10-14-0	3-3-0
2007	Ray Tanner	46-20-0	520	304	27-6-0	13-12-0	6-2-0
2008	Ray Tanner	40-23-0	443	309	27-8-0	10-13-0	3-2-0
2009	Ray Tanner	40-23-0	479	349	26-9-0	12-12-0	2-2-0
2010	Ray Tanner	54-16-0	499	285	30-6-0	17-7-0	7-3-0
2011	Ray Tanner	55-14-0	419	212	36-4-0	12-8-0	7-2-0
Totals		2,319-1,407-17	24,704	18,048	1,523-586-7	634-699-8	162-122-2

By The Decade

Decade	W-L-T	Pct.	Runs	Opp.	Home	Pct.	Away	Pct.	Neutral	Pct.
1890's	14-20-1	.446	276	371	12-14-0	.462	2-6-0	.250	0-0-0	—
1900's	68-46-3	.594	796	599	52-18-1	.739	14-21-2	.405	2-7-0	.222
1910's	95-95-4	.500	903	862	73-50-1	.593	19-41-2	.323	3-4-1	.438
1920's	64-86-3	.424	804	925	40-33-1	.547	17-47-2	.262	7-6-0	.538
1930's	114-64-1	.640	1291	856	66-31-1	.679	45-33-0	.577	3-0-0	1.000
1940's	80-92-0	.465	1035	1117	50-39-0	.562	29-46-0	.387	1-7-0	.125
1950's	96-107-1	.473	1068	1152	60-49-1	.550	34-53-0	.391	2-5-0	.286
1960's	116-130-1	.472	1077	1191	79-52-1	.602	34-77-0	.306	3-1-0	.750
1970's	325-133-3	.708	2748	1546	217-58-1	.788	84-56-1	.599	24-19-1	.557
1980's	412-173-0	.704	4568	2817	265-62-0	.810	123-97-0	.559	24-14-0	.632
1990's	358-230-1	.609	4353	3342	241-107-0	.693	94-109-1	.463	23-24-0	.489
2000's	468-201-0	.700	4868	3037	298-70-0	.810	114-103-0	.525	56-28-0	.667
2010's	109-30-0	.785-	918	497	66-10-0	.868	29-15-0	.659	14-5-0	.737




Carolina Gamecocks


COACHING RECORDS



JUNE RAINES
763-380-2; 20 years
1977-1996



RAY TANNER
689-296-0; 15 years
1997-Present



BOBBY RICHARDSON
220-91-2; 7 years
1970-76



TED PETOSKEY
113-120-1; 12 Years
1940-42; 1948-56



BILLY LAVAL
89-33-1; 7 years
1928-34

No.	Coach	Years	Seas.	Home	Away	Neutral	Overall	Pct.	Runs	Opp.
1	June Raines	1977-96	20	501-148-0	217-201-2	45-31-0	763-380-2	.667	8365	5587
2	Ray Tanner	1997-Present	15	443-111-0	170-143-0	76-42-0	689-296-0	.699	7314	4432
3	Bobby Richardson	1970-76	7	143-38-1	57-36-0	20-17-1	220-91-2	.706	1775	1020
4	Ted Petoskey	1940-42 1948-56	12	66-53-1	44-57-0	3-10-0	113-120-1	.485	1333	1409
5	Billy Laval	1928-34	7	54-13-1	30-19-0	5-1-0	89-33-1	.728	994	493
6	Joe Grugan	1957-63	7	40-37-0	10-55-0	1-1-0	51-93-0	.354	635	878
7	Jack Powers	1967-69	3	31-17-1	16-23-0	0-0-0	47-40-1	.540	354	340
8	Catfish Smith	1938-39 1946-47	4	25-26-0	15-20-0	0-2-0	40-48-0	.455	573	578
9	Bill Clark	1916 1921-24	5	24-22-0	10-24-2	4-3-0	38-49-2	.438	401	502
10	Bob Reising	1964-65	2	19-11-0	10-13-0	2-0-0	31-24-0	.564	233	213
11	Dixon Foster	1917-20	4	19-25-1	5-23-1	3-3-0	27-51-2	.350	317	430
12	James G. Driver	1912-13	2	18-8-0	4-10-0	0-1-1	22-19-1	.536	257	165
13	Dutch Stamman	1935-37	3	9-11-1	9-14-0	0-0-0	18-25-1	.420	218	282
14	Branch Bocock	1925-27	3	12-8-0	5-12-0	0-1-0	17-21-0	.447	204	223
15	Dick Weldon	1966	1	11-2-0	4-6-0	0-0-0	15-8-0	.652	124	79
16	G.I. Guerrant	1914	1	10-3-0	2-4-1	0-0-0	12-7-1	.625	82	78
17	P.L. Wright	1911	1	8-2-0	2-3-0	1-1-0	11-6-0	.647	93	82
18	Dick Reid	1909	1	8-4-0	2-2-0	1-0-0	11-6-0	.647	77	39
19	Dicky James	1907	1	9-1-0	2-3-0	0-2-0	11-6-0	.647	92	59
20	Bill Breitenstein	1910	1	7-5-0	4-0-0	0-0-0	11-5-0	.688	90	52
21	W. Augustus Lee	1903-04	2	8-2-1	3-3-0	0-1-0	11-6-1	.639	142	114
22	Frank Lohr	1908	1	8-0-0	2-3-1	0-0-0	10-3-1	.750	68	56
23	Johnnie McMillan	1945	1	5-2-0	3-2-0	0-0-0	8-4-0	.667	84	41
24	Syd Smith	1915	1	5-6-0	1-5-0	0-0-0	6-11-0	.353	80	109
25	William Earle	1905	1	4-2-0	1-3-1	0-2-0	5-7-1	.423	100	84
26	Kay Kirven	1943	1	3-1-0	2-5-0	0-0-0	5-6-0	.455	53	89
27	H.W. Klocker	1944	1	2-2-0	2-2-0	0-0-0	4-4-0	.500	53	60
28	George Needham	1906	1	1-2-0	0-3-0	0-2-0	1-7-0	.125	30	8
	No Coach	1892-1902	10	30-24-0	2-5-0	1-2-0	33-31-0	.516	563	546
	Totals	119		1,523-586-7	634-699-8	162-122-2	2,319-1,407-17	.622	24,704	18,048



RECORD BOOK

TEAM

Games Played, Season
75 in 2002

Games Won, Season
57 in 2002 (57-10)

Games Lost, Season
28 in 1996 (25-28)

Games Tied, Season
2 in 1922 (8-6-2); 1917 (3-6-2)

Highest Winning Percentage, Season
.888 in 1975 (51-6-1)

Lowest Winning Percentage, Season
.000 in 1895 (0-1)

Lowest Winning Percentage, Season (Modern Era)
.167 in 1961 (3-15)

At Bats
Game: 65 vs. Clemson 4/13/1994
Season: 2,757 in 2002 (75 games)

Opponents At Bats
Game: 63 by North Carolina 4/8/1967
Season: 2,590 in 2002 (75 games)

Runs Scored
Game: 38 vs. Charleston Southern 2/14/2004 (38-0); vs. Clemson 4/23/1997 (38-16)
Season: 629 in 1985 (69 games)

Runs Scored Both Teams
Game: 54 vs. Clemson 4/23/1997 (38-16)

Runs Allowed
Game: 33 vs. Lafayette in 1899 (2-33)
Game (Modern Era): 30 vs. Arkansas 3/30/1997 (7-30)
Season: 425 in 1997 (57 games)

Times Struck Out
Game: 18 vs. Virginia 6/24/2011
Season: 488 in 2001 (69 games)

Strikeouts by Pitching Staff
Game: 18 vs. Valparaiso 3/10/2010 (three pitchers); at Auburn 3/18/2006 (six pitchers); vs. Clemson 3/6/2004 (two pitchers); vs. The Citadel 2/19/2003 (three pitchers); vs. Wofford 3/20/2002 (seven pitchers); vs. Seton Hall 3/10/2002 (four pitchers); vs. The Citadel 3/16/1993 (two pitchers)
Season: 660 in 2004 (70 games)

Bases on Balls Received, Season
375 in 1985 (69 games)

Bases on Balls Allowed, Season
296 in 2002 (75 games)

Times Hit by Pitch
Game: 5 vs. Duquesne 2/19/2010; vs. East Carolina 2/23/2008 (first game); vs. UNC Charlotte 2/13/1996; vs. Coll. of Charleston 2/10/1996
Season: 89 in 2010 (70 games)

Hit Batters by Staff
Game: 7 vs. Wofford 3/11/2009
Season: 74 in 2010 (70 games); 74 in 2009 (63 games)

Lowest Earned Run Average, Season
1.60 in 1974 (472 IP; Led Nation)

Highest Earned Run Average, Season
6.20 in 1997 (501 IP)

Innings Pitched, Season
676 in 2002 (75 games)

Shutouts Pitched, Season
14 in 1975 (58 games)

Consecutive Games Without Being Shutout
199 (5/25/1974 to 4/15/1978)

Complete Games by Staff, Season
29 in 1977 (56 games)

Saves, Season
25 in 2002 (75 games)

Wild Pitches by Staff, Season
73 in 1992 (64 games)

Wild Pitches by Opponents, Season
98 in 1992 (64 games)

Balks, Season
13 in 1992 (64 games)
13 in 1991 (61 games)

Balks by Opponents, Season
14 in 2002 (75 games); 1998 (62 games)

Passed Balls Allowed, Season
24 in 1999 (58 games)

Passed Balls by Opponents, Season
29 in 2002 (75 games)

Team Batting Average
Season: .341 in 1997 (57 games)

Hits
Inning: 11 vs. Charleston Southern 2/14/2004 (2nd Inn. 3 1B, 4 2B, 4 HR)
Game: 35 vs. Charleston Southern 2/14/2004 (15 1B, 11 2B, 2 3B, 7 HR)
Season: 868 in 2002 (75 games)

Singles
Game: 19 vs. Citadel 4/17/1986; vs. Ga. Southern 2/27/1997
Season: 550 in 2002 (75 games)

Doubles
Game: 11 vs. Charleston Southern 2/14/2004
Season: 178 in 2002 (75 games)

Triples
Game: 5 vs. The Citadel 4/17/1986
Season: 23 in 1931 (16 games)
Season (Modern Era): 21, 2000 (66 games)

Home Runs
Inning: 5 vs. Georgia 6/10/2006
Game: 9 vs. Cincinnati 3/21/1985
Season: 144 in 1985 (69 games)

Runs Batted In
Inning: 12 vs. Charleston Southern 2/14/2004 (2nd Inning)

Game: 37 vs. Charleston Southern 2/14/2004
Season: 570 in 1985 (69 games)

Consecutive Home Runs
5 vs. Georgia 6/10/2006
(2nd inning: Neil Giesler, Justin Smoak, Phil Disher, Andrew Crisp, Robbie Grinestaff) (ties NCAA record)

Consecutive Hits
8 vs. Mississippi 5/3/2002 (3rd inning, HR, 1B, 1B, 1B, HR, 1B, HR)

Consecutive Baserunners
12 vs. Florida 5/16/1992 (2B, BB, BB, HP, BB, BB, 1B, BB, 1B, BB, 1B, 1B)

Total Bases
Inning: 27 vs. Charleston Southern 2/14/2004 (3 1B, 4 2B, 4 HR)
Game: 71 vs. Charleston Southern 2/14/2004 (15 1B, 11 2B, 2 3B, 4 HR)
Season: 1,448 in 2002 (550 1B, 178 2B, 18 3B, 122 HR)

Hits Allowed
Game: 28 by Arkansas 3/30/1997
Season: 686 in 2002 (75 games)

Singles Allowed
Game: 18 by Arkansas 3/30/1997
Season: 503 in 1985 (69 games)

Doubles Allowed
Game: 7 vs. Wichita State 4/16/1991; 7 vs. Mississippi 4/2/1995
Season: 119 in 1996 (53 games)

Triples Allowed
Game: 2 by several opponents; most recent by Alabama 4/14/1999
Season: 16 in 1976 (52 games)
16 in 1995 (57 games)

Home Runs Allowed
Inning: 4 by Miami 5/23/1998
Game: 8 by Miami 5/23/1998; Clemson 5/8/1962
Season: 100 in 1998 (62 games)

Runs Batted In Allowed
Game: 30 by Arkansas 3/30/1997
Season: 388 in 1997 (57 games)

Stolen Bases
Game: 9, vs. Wake Forest 4/25/70
Season: 218 in 1976 (52 games)

Stolen Base Attempts, Season
249 in 1976 (52 games)

Times Caught Stealing, Season
36 in 1974 (56 games — 174 att.)

Opponents Caught Stealing Season
38 in 1994 (58 games — 92 att.)

Stolen Bases Allowed Season
74 in 1990 (58 games)

Opponents Stolen Base Attempts Season
101 in 1990 (58 games)

Highest Fielding Percentage Season
.978 in 2006 (66 games); 4th in nation

Errorless Games
32 in 2006 (66 games)

Consecutive Errorless Games
13 in 2006

Lowest Fielding Percentage Season
.943 in 1996 (53 games)

Putouts
Game: 51 vs. Clemson 4/13/1994; vs. Georgia 4/30/1968; vs. North Carolina 4/8/1967
Season: 2,028 in 2002 (75 games)

Assists
Game: 30 vs. North Carolina 4/8/1967 (17 innings)
9 Inning Game: 21 vs. The Citadel 4/18/1987
Season: 775 in 1985 (69 games)

Errors
Game: 16 vs. Newberry 4/4/1903
Game (Modern Era): 9 vs. Georgia Southern 4/6/1974
Season: 124 in 1996 (53 games); in 1981 (61 games)

Errors by Opponents
Game: 24 by Newberry 3/30/1900
Modern Era: 10 by N.C. State 5/11/1962
Season: 125 in 1981 (61 games); 1997 (57 games)

Total Chances
Game: 81 vs. North Carolina 4/8/1967 (51 PO, 30 A, 0 E)
9 Inning Game: 49 vs. The Citadel 4/18/1978 (27 PO, 21 A, 1 E)
Season: 2,646 in 1985 (69 games) (1,768 PO, 775 A, 103 E)

Putouts by Opponents
Game: 50 by Georgia 4/30/1968; by North Carolina 4/8/1967; by Clemson 4/13/1994
Season: 1,953 in 2002 (75 games)

Assists by Opponents
Game: 22 by Clemson 4/27/1986 (12 innings)
9 Inning Game: 19 by Baptist 5/7/1988
Season: 780 in 2002 (75 games)

Total Chances by Opponents
Game: 73 by Clemson 4/13/1994 (50 PO, 21 A, 2 E)
9 Inning Game: 46 by Baptist 5/7/1988 (27 PO, 19 A, 0 E)
Season: 2,846 in 2002 (75 games) (1,953 PO, 780 A, 113 E)

Double Plays
Season: 81 in 2011 (69 games)

Double Plays by Opponents
Season: 66 in 1986 (66 games)

Triple Plays
vs. Georgia 4/9/1999
vs. New Orleans 4/12/1987
vs. Wofford 4/13/1937
vs. The Citadel 4/25/1936

Carolina Gamecocks

CAROLINA GAMECOCKS

STAFF

PLAYER PROFILES

OPPONENTS

SEASON IN REVIEW

HISTORY & RECORDS

Triple Plays by Opponents

by West Virginia 5/27/1982

Largest Victory Margin

38 vs. Charleston Southern (38-0)
2/14/04

Largest Defeat Margin

31 vs. Lafayette 4/1/1899 (2-33)
Modern Era: 23 vs. Arkansas 3/30/97
(7-30)

Consecutive Wins

22 (2/4/00 to 3/19/00)

Consecutive Wins to Open Season

22 in 2000 (2/4 to 3/19)

Consecutive Postseason Wins

16 - 2010-present

INDIVIDUAL

Games Played

Season: 75 Brian Buscher, Trey
Dyson, Drew Meyer, Steve Thomas
Freshman: 66 Jusin Smoak, 2006; Michael
Campbell, 2003
Career: 255 Michael Campbell 2003-06

Consecutive Games Started

Season: 75 Drew Meyer, 2002
Career: 236 Mac White, 1992-94

Batting Average

Season: Fewer Than 100 AB: .440 Bill
Harley 1931 (33-75)
More Than 100 AB:
.419 Ryan Bordenick 1997 (96-229)
Freshman: .379 Hank Small 1974
(53-140)

Career Batting Average


One Year: .385 by Adrian Adkins 1988 (87-226)
Two Years: .373 by Joe Biernat 1992-93 140-
370)
Three Years: .365 by Skeets Thomas
1988-90 (230-631)
Four Years: .357 by Ryan Bordenick 1995-98
(211-591)
Righthanded Batter: .365 by Skeets
Thomas 1988-90
Lefthanded Batter: .373 by Joe Biernat
1992-93
Switch Hitter: .333 by Justin Smoak 2006-08
(246-739)

At Bats

Game: 9 Mark Gugino vs. Clemson
4/13/1994
Season: 334, Drew Meyer, 2002
Freshman: 256, Drew Meyer, 2000
Career: 950, Michael Campbell, 2003-06 (255
games)

Hits

Game: 6
Nate Janowicz vs. Kentucky 4/23/2000 (6 1B);
Ryan Bordenick vs. Clemson 4/23/97
(3 1B, 2 2B, 1 HR);
Mike Curry vs. Western Carolina 3/19/97
(5 1B, 1 HR);
Bill Harley vs. Erskine 4/11/31(5 1B, 1 2B)
Season: 120 Drew Meyer (75 games)
Freshman: 89 Jackie Bradley, Jr. 2009
(63 games)
Career: 303 Mac White 1991-94
(236 games)
Righthanded Batter: 263 Whit Merrifield
2008-10 (195 games)
Lefthanded Batter: 303 Mac White
1991-94 (236 games)



D. T. Cromer was one of three brothers to star for the Gamecocks. D.T. played with the Cincinnati Reds from 2000-2001 and in Japan from 2002-03.

Switch Hitter: 265 Landon Powell
2001-04 (251 games)

Consecutive Hits

9 by Tim Angiolini 1999 (4 Games);
by Skeets Thomas 1989 (2 games)

Runs Scored

Game: 6 Adam Everett vs. Clemson 4/23/1997;
Derick Urquhart vs. Clemson 4/23/1997;
Ryan Bordenick vs. Clemson 4/23/1997;
Randy Thompson vs. The Citadel
4/22/1992; Joe McCarthy vs. Wofford
3/6/1980
Season: 102 Mike Curry 1998 (62 games)
Freshman: 71 Drew Meyer 2000 (65 games)
Career: 223 Derick Urquhart 1995-98
(217 games)
Righthanded Batter: 174 Garrett Carter
1985-88
Lefthanded Batter: 223 Derick Urquhart
1995-98
Switch Hitter: 188 Justin Smoak 2006-08 (194
games)

Singles

Game: 6 Nate Janowicz vs. Kentucky 4/23/2000
Season: 86 Drew Meyer 2002 (75 games)
Freshman: 65 Jackie Bradley, Jr. 2009
(63 games)
Career: 209 Drew Meyer 2000-02
Righthanded Batter: 191 Andrew Crisp 2005-08
(238 games)
Lefthanded Batter: 209 Drew Meyer 2000-02
Switch Hitter: 143 Jeff Barns 1985-87


Doubles

Inning: 2 Trey McDaniel vs. Charleston
Southern 2/14/04
Game: 3 Adrian Morales vs. Kentucky 4/2/2011;
Christian Walker at Kentucky 5/7/2010;
Parker Bangs vs. Alabama 5/1/2010;
Phil Disher vs. Georgia 5/19/2007;
Reese Havens at Mississippi State 3/23/2007;

Harley Lail vs. Brown 3/9/2007;
Justin Smoak at Furman 5/16/2006;
Bryan Triplett vs. Arkansas 3/28/2004;
Steve Thomas vs. Clemson 3/2/2002;
Landon Powell vs. Charleston Southern
2/9/2002;
John McHenry vs. East Carolina, 2/11/2000;
Brian Roberts vs. Vanderbilt 3/26/1999;
Derick Urquhart vs. Clemson 4/23/1997;
Eric Stanton vs. Richmond 2/24/1996;
Mac White vs. LSU 3/28/1993;
Randy Thompson vs. The Citadel 4/2/1992;
Bobby Underwood vs. Southern Miss.
3/27/1988;
Phil Lillo vs. Newberry 2/23/1987;
Greg Morhardt vs. Mercer 4/3/1982;
Paul Hollins vs. Virginia 3/16/1981;
Jamey Thaw vs. Erskine 3/11/1981;
John Gambrell vs. Clemson 4/21/1972;
Charley Williams vs. Clemson 5/8/1962;
Heber (Rock) Stroud vs. MSU 3/2/1940
Season: 26 Steve Thomas 2002 (75 games)
Freshman: 22 Mike Curry 1996 (52 games)
Career: 67 Mac White 1991-94 (236 games)
Righthanded Batter: 44 Andrew Crisp
(238 games)
Lefthanded Batter: 67 Mac White 1991-94
(236 games)
Switch Hitter: 61 Landon Powell 2001-04
(251 games)


Triples

Game: 2 Lonnie Chisenhall vs. Western
Kentucky 2/10/2007; Steven Tolleson
vs. Radford 2/18/2005; Brian Buscher
vs. Coastal Carolina 2/24/2002; Adam
Everett vs. Auburn 3/7/1997; Rob DeBoer
vs. Coastal Carolina 3/5/1991; Dave
Hollins vs. Francis Marion 2/25/87; Jeff
Barns vs. The Citadel 4/17/1986;
Garrett Carter vs. Georgia Tech 3/2/1986;
Phillip Wilson vs. Clemson 5/8/1982; John
Marquardt vs. Tennessee 4/23/1978; Jeff
Grantz vs. Clemson 5/8/1976; Earl Dunham
vs. Wofford 5/14/1947; Bill Harley vs.



In his three-year career, Justin Smoak set school records for home runs (62), runs batted in (207), bases on balls (151) and total bases (485). He is fifth on the SEC career list for home runs.





Mac White holds the school record for hits in a career with 303 from 1991-1994 in 236 games.

Citadel 5/9/1931
Season: 6 Jake Williams, 2011 (69 games)
Brian Buscher, 2002 (75 games)
Freshman: 5 Phillip Wilson 1982 (52 games)
Career: 13 Michael Campbell (255 games) 2003-06
Righthanded Batter: 12 Bill Harley 1930-32
Lefthanded Batter: 13 Michael Campbell 2003-06
Switch Hitter: 6 Jeff Barns 1985-87

Home Runs

Inning: 2 Kevin Melillo vs. Charleston Southern 2/14/2004; Mike Dezenzo vs. Charleston Southern 2/19/1993
Game: 3 Justin Smoak vs. Wofford 4/23/2008; Justin Smoak vs. USC Upstate 4/15/2008; James Darnell vs. Kentucky 3/29/2008; James Darnell at College of Charleston 3/18/2008; Landon Powell vs. Georgia 5/23/2004; Michael Campbell vs. Wofford 3/23/2004; Bryon Jeffcoat vs. Clemson 3/3/2001; Mark Gugino vs. Charlotte 3/11/1994; Jeff Barns vs. Louisville 4/7/1987; Charlie Aldrich vs. The Citadel 4/17/1986; Jeff Morris vs. Virginia Tech 3/5/1986; Rob Rinehart vs. Clemson 4/27/85; Dave Hollins vs. Cincinnati 3/21/1985; Chris Boyle vs. Baptist 4/15/1983
Season: 29 Yaron Peters 2002 (72 games)
Freshman: 17 Justin Smoak 2006 (66 games)
Career: 62 Justin Smoak 2006-08 (194 games)
Righthanded Batter: 48 Hank Small 1972-75
Lefthanded Batter: 45 Jeff Parnell 1990-93
Switch Hitter: 62 Justin Smoak 2006-08
Consecutive Games: 5 Trey Dyson 2000 (vs. Davidson, vs. Clemson, vs. Kentucky, 3)

Runs Batted In

Game: 9 Justin Smoak vs. USC Upstate 4/15/2008; Ryan Bordenick vs. Clemson 4/23/1997; Eric Stanton vs. West Virginia 3/2/1997; Randy Thompson vs. The Citadel 4/2/1992; Wes Westbrook vs. Ga. Southern 4/7/1979
Season: 95 Yaron Peters 2002 (72 games)

Freshman: 63 Justin Smoak 2006 (66 games)
Career: 207 Justin Smoak 2006-08 (194 games)
Righthanded Batter: 198 Chris Boyle 1981-84
Lefthanded Batter: 198 Mac White 1991-94
Switch Hitter: 207 Justin Smoak 2006-08

Total Bases

Game: 14 Jeff Barns vs. Louisville 4/7/1987 (2B, 3 HR); Charlie Aldrich vs. The Citadel 4/17/1986 (2 IB, 3 HR)
Season: 215 Yaron Peters 2002 (72 games - 46 1B, 19 2B, 1 3B, 23 HR)
Freshman: 143 Justin Smoak 2006 (39 1B; 18 2B; 0 3B; 17 HR)
Career: 485 Justin Smoak 2006-08 (194 games - 131 1B, 53 2B, 0 3B, 62 HR)
Righthanded Batter: 433 Hank Small 1972-75
Lefthanded Batter: 472 Mac White 1991-94
Switch Hitter: 485 Justin Smoak 2006-08

Slugging Percentage

Season: .767 John Marquardt 1978 (TB 135, AB 176)
Freshman: .586 Justin Smoak 2006 (TB 143, AB 244)

Career Slugging Percentage

Two Years: .698 Jerry Shepherd 1991-92 (TB 264, AB 378)
Three Years: .656 Justin Smoak 2006-08 (TB 485; AB 739)
Four Years: .626 Hank Small 1972-75 (TB 433; AB 692)

Sacrifice Hits

Game: 4 Tommy King vs. Arkansas 3/28/2004 (ties NCAA record)
Season: 23 Whit Merrifield 2008 (63 games)
Freshman: 23 Whit Merrifield 2008 (63 games)
Career: 47 Whit Merrifield 2008-10 (195 games)

Sacrifice Flies

Game: 2, many players; most recent Jake Williams vs. Stetson 6/5/2011

Freshman: 2 Lonnie Chisenhall vs. Western Kentucky 2/10/2007
Season: 8 Jim Curl 1981 (61 games); Jim Pankovits 1974 (56 games)
Freshman: 8 Jim Pankovits 1974 (56 games)
Career: 17 Jim Curl 1978-81 (173 games)

Times Hit by Pitch

Game: 3 Scott Wingo vs. Duquesne 3/7/2008; Rob Streicher vs. Mississippi 3/16/1996; Brandon Walters vs. Charlotte 2/13/1996; Adrian Adkins vs. Ohio State 3/20/1988; Ricky Lee vs. Furman 3/5/1981
Season: 21 Brandon Walters 1996 (52 games)
Freshman: 17 Scott Wingo 2008 (63 games)
Career: 63 Scott Wingo 2008-2011 (254 games)

Stolen Bases

Game: 5 several players; most recent Mike Curry vs. Mississippi 4/3/1998
Season: 67 Brian Roberts 1999 (58 games, 79 attempts)
Freshman: 20 Mike Curry 1996 (52 games, 25 attempts)
Career: 122 Mike Curry 1996-98 (167 games, 139 attempts)
 Mark Van Bever 1975-77 (162 games, 142 attempts)

Times Caught Stealing

Season: 14 Drew Meyer 2002 (53 attempts)
Freshman: 7 Mac White 1991 (60 games, 23 attempts)
Career: 24 Drew Meyer 2000-02 (209 games, 96 attempts)

Opponents Caught Stealing

Game: 4 Dave Willman vs. Florida State 4/22/1990
Season: 23 Landon Powell 2003
Career: 55 Landon Powell 2001-04 (251 games); Dave Willman 1989-92 (182)

Bases on Balls

Game: 4 several players; most recent Scott Wingo vs. Auburn 5/1/2011
Season: 71 Joe McCarthy 1981 (59 games)
Freshman: 43 Drew Meyer 2000 (65 games)
Career: 151 Justin Smoak 2006-08 (194 games)
Righthanded Batter: 123 John Sullivan 1981-82-83-84
Lefthanded Batter: 149 Jeff Parnell 1990-91-92-93
Switch Hitter: 151 Justin Smoak 2006-08

Intentional Bases on Balls

Game: 3 Jeff Parnell vs. Arkansas 4/3/1993
Season: 18 Justin Smoak 2008 (63 games)
Career: 28 Justin Smoak 2006-08 (194 games)

Hit for Cycle


Brendan Winn vs. Charleston Southern 2/14/2004; Michael Floyd vs. Davidson, 3/13/2001; Trey Dyson vs. Duke 5/10/2000; Brennan Dees vs. Wofford 3/22/2000; Derek Urquhart vs. Vanderbilt 4/24/1998; Derek Urquhart vs. George Mason 3/5/1995

Strikeouts

Game: 4 many players; most recent Evan Marzilli vs. Virginia 6/24/2011
Season: 85 Brendan Winn 2004 (70 games)
Freshman: 60 Eric Stanton (51 games)
Career: 252 Jeff Parnell 1990-93 (223 games)
Righthanded Batter: 195 Craig Dour 1994-97
Lefthanded Batter: 252 Jeff Parnell 1990-93
Switch Hitter: 171 Landon Powell 2001-04

Consecutive Games Batting Safely

26 Whit Merrifield (14 games 2010, 12 games 2010)
Single-Season: 25 Greg Keatley 1976
Freshman: 19 Hank Small 1972



Michael Campbell (2003-04-05-06) holds several career records at Carolina including the all-time games played record. Campbell played in 255 career games with the Gamecocks and finished his career with 299 hits, four short of the school record set by Mac White (1990-91-92-93)

Carolina Gamecocks

CAROLINA GAMECOCKS

STAFF

PLAYER PROFILES

OPPONENTS

SEASON IN REVIEW

HISTORY & RECORDS

PITCHING

Innings Pitched

Game: 15 Billy Reitmeier vs. North Carolina 4/8/67 (No Decision)
Season: 149 Jim Lewis 1977 (20 appearances)
Freshman: 95 Kip Bouknight 1998 (21 appearances)
Career: 482.0 Kip Bouknight 1998-01 (81 appearances)
Righthanded: 482.0 Kip Bouknight 1998-01 (81 appearances)
Left-handed: 361 1/3 Jason Haynie 1993-96 (68 appearances)

Appearances

Season: 50 John Taylor 2011 (50 relief)
Freshman: 25 Arik Hempy, 2004 (4 starts, 21 relief)
Career: 88 Rob Mosser (1 start, 87 relief)
Righthanded: 88 Rob Mosser 1990-93
Left-handed: 74 Michael Roth 2009-present (24 starts, 50 relief)

Starts

Season: 20 Michael Roth 2011; Blake Cooper 2010
Freshman: 14 Mike Cisco 2006; Mike Cook 1983
Career: 66 Kip Bouknight, 1998-01
Righthanded: 66 Kip Bouknight, 1998-01
Left-handed: 61 Jason Haynie 1993-96

Relief Appearances

Season: 50 John Taylor 2011
Freshman: 31 Matt Price 2010
Career: 87 Rob Mosser 1990-93
Righthanded: 87 Rob Mosser 1990-93
Left-handed: 58 Will Lewis 1988-91

Shutouts

Season: 4 Earl Bass 1975 (18 starts); Earl Bass 1974 (15 starts); Greg Ward 1973 (10 starts); Alan Hilliard 1973 (10 starts)
Freshman: 2 Earl Bass 1972 (9 starts)
Career: 10 Earl Bass 1972-75 (44 starts)

Righthanded: 10 Earl Bass 1972-75
Left-handed: 5 Tim Lewis 1973-76; Bobby Bryant 1965-67; Alan Hilliard 1970-73

Decisions

Season: 18 David Marchbanks 2003 15-3; Kip Bouknight 2000 (17-1); Mike Cook 1985 (16-2); Earl Bass 1975 (17-1)
Freshman: 14 Kip Bouknight 1998 (11-3)
Career: 57 Kip Bouknight 1998-01 (45-12)
Righthanded: Kip Bouknight 1998-01 (45-12)
Left-handed: 42 Tim Lewis 1973-76 (36-6)

Wins


Season: 17 Kip Bouknight 2000 (17-1); Earl Bass 1975 (17-1)
Freshman: 11 Kip Bouknight 1998 (11-3)
Career: 45 Kip Bouknight 1998-01 (45-12)
Righthanded: 45 Kip Bouknight 1998-01
Left-handed: 36 Tim Lewis 1973-76

Losses

Season: 7 Brian Rountree 1989 (6-7); Bill Camp 1951 (2-7)
Freshman: 5 Mike Cisco 2006 (7-5)
Career: 18 Jason Haynie 1993-96 (27-18)
Righthanded: 15 Aaron Rawl 2002-05; Heyward Tunstall 1952-55
Left-handed: 18 Jason Haynie 1993-96 (27-18)

Saves

Season: 21 Blake Taylor 2002 (33 appearances)
Freshman: 10 Matt Price 2010 (31 appearances)
Career: 30 Matt Price 2009-11 (74 appearances)
Righthanded: 30 Matt Price 2009-11
Left-handed: 10 Jeff Twitty 1978-79



Kip Bouknight holds nine USC pitching records, including the most wins in a season. Bouknight was the 2000 Golden Spikes winner after hurling a 17-1 record, winning four National Player of the Year Awards.

Won-Loss Percentage

Season: 1.000 Randy Martz 1977 (14-0); others with fewer wins
Freshman: 1.000 Sam Dyson 2008 (8-0)
 others with fewer wins

Career Won-Loss Percentage

One Year: 1.000 Randy Martz 1977 (14-0)
Two Years: 1.000 Ray Lavigne 1974-75 (13-0)
Three Years: .795 David Marchbanks 2001-03 (31-8)
Four Years: .918 Earl Bass 1972-75 (34-3)

Strikeouts

Game: 17 Alan Hilliard vs. The Citadel 4/25/1972; George Beam vs. N.C. State 3/4/1972
Freshman (Game): 15 Brian Williams vs. Georgia Tech 5/9/1988
Season: 168 Mike Cook, 1985 (141 IP); Earl Bass 1975 (148 IP)
Freshman: 86 Kip Bouknight 95 IP
 Jason Haynie 1993 (77 1/3 IP)
Career: 457 Kip Bouknight, 1998-01 (482 innings)
Righthander: 457 Kip Bouknight, 1998-01 (482 innings)
Left-handed: 332 Tim Lewis 1973-76

Bases on Balls

Season: 66 Jared Baker 1991 (122 2/3 IP)
Freshman: 46 Jason Haynie 1993 (77 1/3 IP)
Career: 182 Kip Bouknight 1998-01 (482 innings pitched)
Righthander: 182 Kip Bouknight 1998-01 (482 IP)
Left-handed: 171 Jason Haynie 1993-96 (361 1/3 IP)

Strikeouts Per Nine Innings

Season: 13.42 Matt Price 2010 (83 SO, 55 2/3 IP)
Freshman: 13.42 Matt Price 2010 (83 SO, 55 2/3 IP)
Career: 11.7 Lee Gronkiewicz 1999-01 (108 IP)

Fewest BB Per Nine Innings

Season: 1.03 Loveard McMichael 1964 (9 BB, 78 1/3 IP)
Freshman: 1.17 Greg Ward 1972 (6 BB, 78 1/3 IP)
Career: 1.55 Loveard McMichael 1964-66 (36 BB, 209 IP; NCAA Record)

Earned Run Average

Season (min 2 decisions): 0.49 Les Evans 1964 (18 1/3 IP, 1 ER, 1-1)
Season (min 40 IP): 0.76 Jeff Twitty 1979 (47 2/3 IP, 3 ER, 5-2 — 2nd in NCAA)
Freshman: 1.50 Earl Bass 1972 (65 2/3 IP, 11 ER, 5-1)
Career: 1.34 Earl Bass 1972-75 (328 1/3 IP, 49 ER, 34-3)

Hit Batters

Game: 4 Kip Bouknight vs. Liberty 5/26/2000; George Beam vs. Western Carolina 4/10/1972
Season: 20 Sam Dyson 2010 (103.0 IP)
Freshman: 14 Forrest Koumas 2011 (73.0 IP)
Career: 44 Blake Cooper 2007-10 (377.0 IP)

Wild Pitches

Season: 18 Gary Bell 2002 (110 IP) (64 2/3 IP)
Freshman: 14 Wally Maynard 1992 (47 2/3 IP)
Career: 31 Brent Moore 1994-97 (143.1 IP)



Blake Taylor holds the record for saves with 21 in the 2002 season.



2012 Baseball



Earl Bass had four shutouts in 1975, posting a 17-1 record.

Balks

Game: 3 Tony Spires vs. Clemson 3/31/89;

Larry Price vs. Georgia Tech 3/12/83

Season: 10 Rich Pratt 1992 (85 2/3 IP)

Freshman: 3 Nolan Belcher 2009 (82 2/3 IP)

Career: 16 Rich Pratt 1990-93 (345 IP)

Runners Picked Off

Season: 12 Scott Pace 1994 (106 1/3 IP)

Freshman: 3 Nolan Belcher 2009 (82 2/3 IP)

Rich Pratt 1990 (56 1/3 IP)

Career: 23 Rich Pratt 1990-93 (345 IP)

Consecutive Strikeouts

Game: 7 Alex Farotto at Mississippi State 3/25/2007;

George Beam vs. N.C. State 3/4/1972

Freshman: 5 Matt Threehouse vs.

Western Carolina 2/26/1989

No Hit Games

Ray Lavigne vs. George Mason 3/26/1975 (8-0)

Tim Lewis vs. Old Dominion 3/25/1975 (10-0)

Billy Reitmeyer vs. Georgia 3/27/1967 (5-0)

Frank Sherer vs. Presbyterian 5/3/1949 (6-0)

Grayson Wolfe vs. Presbyterian 5/3/1932 (22-1)

Milton Adams vs. Guilford 4/3/1914 (1-0)

No Hit Games by Opponents

Brad Myers, Northwestern 2/24/1990 (4-0)

Herb Busch, Virginia 5/10/1957 (5-0)

Billy Odell, Clemson 5/4/1954

INDIVIDUAL FIELDING BY POSITION

Pitcher

Season: 1.000; Kip Bouknight, 2001

(16 PO, 25 A); others with fewer chances

Career: 1.000 Loveard McMichael

1964-65-66 (5 PO, 78 A);

others with fewer chances

Catcher

Season: 1.000 Drew Choate 1972

(275 PO, 29 A)

Career: .993 Kyle Enders 2007-08-09-10

(912 PO, 89 A, 7 E)

First Baseman

Season: 1.000 Steve Pearce 2004

(460 PO, 22 A, 0 E, 50 games)

Career: .997 Steve Pearce

2004-05 (795 PO, 61 A, 3 E)

Second Baseman

Season: .987 Jeff Grantz 1974

(104 PO, 122 A, 3 E)

Career: .981 Jeff Grantz 1973-76

(178 PO, 239 A, 8E)

Third Baseman

Season: .965 Neil Giesler 2006

(47 PO, 91 A, 5 E)

Career: .963 Neil Giesler 2005-06

(70 PO, 137 A, 8 E, 100 games)

Shortstop

Season: .976 Bobby Haney 2010

(83 PO, 162 A, 6 E)

Career: .969 Jeff Grantz 1973-76

(121 PO, 194 A, 10 E)

Outfielder

Season: 1.000 Marcus McBeth 2000


(148 PO, 5 A); others with fewer chances

Career (Min. 100 chances): 1.000

Randy Rodgers 1978-79 (117 PO, 5A)



Kevin Melillo hit two home runs in one inning vs. Charleston Southern on February 14, 2004.



Mike Curry set a school record with 122 stolen bases in his career.

CAROLINA GAMECOCKS

STAFF

PLAYER PROFILES

OPPONENTS

SEASON IN REVIEW

HISTORY & RECORDS

91

Carolina Gamecocks

CAROLINA GAMECOCKS


STAFF

PLAYER PROFILES

OPPONENTS

SEASON IN REVIEW

HISTORY & RECORDS



Ray Lavigne tossed USC's last no-hitter in 1975 - an 8-0 win over George Mason on March 26.

PUTOUTS

Catcher

Game: 19 Drew Choate vs. N.C. State 3/4/1972
Season: 609 Landon Powell 2004 (70 games)
Career: 1,768 Landon Powell 2001-04 (242 games)

Pitcher

Game: 7 Kip Bouknight vs. Delaware State 2/16/2001
Season: 16 Kip Bouknight 2001 (23 games)
Career: 30 Kip Bouknight 1998-01 (81 games)

First Baseman

Game: 19 Eric Stanton vs. Vanderbilt 4/21/1996; Ray Baksh vs. Florida 5/8/1994
Season: 629 Christian Walker 2011 (69 games)
Career: 1,626 Justin Smoak 2006-08 (194 games)

Second Baseman

Game: 13 Wallie Jones vs. North Carolina 4/8/1967
Season: 137 Scott Wingo 2011 (69 games)
Career: 425 Scott Wingo 2008-11 (254 games)

Third Baseman

Game: 4 several players; most recent Randy Stegall vs. Kentucky 5/13/1994
Season: 61 Brian Buscher 2003 (67 games)
Career: 150 Jim Pankovits 1974-76 (135 games)

Shortstop

Game: 6 Drew Meyer, vs. Louisiana State, 4/8/2001; Randy Thompson vs. Georgia Tech 4/23/1991
Season: 116 Drew Meyer 2002 (75 games)
Career: 337 Greg Jonson 1977-80 (198 games)

Outfielder

Game: 9 Jon Coutlangus vs. Florida 3/23/2002
Season: 168 Marcus McBeth, 2001 (69 games)
Career: 494 Mac White 1991-94 (236 games)

ASSISTS

Catcher

Game: 5 Brian Hucks vs. Florida 5/5/1996
Season: 65 Landon Powell 2004 (70 games)
Career: 190 Landon Powell 2001-04 (242 games)

Pitcher

Game: 6 Rich Pratt vs. Newberry 2/17/1991; Randy Martz vs. Liberty Baptist 3/11/1977
Season: 35 Michael Roth 2011 (21 games)
Career: 71 Greg Ward 1972-75 (54 games)

First Baseman

Game: 7 Trey Dyson vs. Delaware State, 2/16/2001
Season: 65 Joe Datin 1985 (69 games)
Career: 120 Jeff Parnell 1990-93 (208 games)

Second Baseman

Game: 9 Kevin Melillo vs. LSU 4/5/2003
Season: 245 Scott Wingo 2011 (69 games)
Career: 743 Scott Wingo 2008-11 (254 games)

Third Baseman

Game: 9 John Marquardt vs. Georgia Southern 4/11/1978
Season: 141 Brian Buscher 2003 (67 games)
Career: 372 John Sullivan 1981-84 (183 games)

Shortstop

Game: 11 Ryan Szejbka vs. Florida 5/18/1994
Season: 218 Adam Everett 1998 (62 games)
Career: 644 Greg Jonson 1977-80 (198 games)

Outfielder

Game: 2 many players, most recent Davy Gregg vs. Ole Miss 5/15/2005; Brendan Winn vs. Auburn 5/1/2005
Season: 10 Paul Hollins 1981 (57 games)
Career: 22 Michael Campbell 2003-06 (255 games)

ERRORS

Pitcher

Game: 2, many players; most recent Zac McCamie vs. Michigan 6/2/2005
Season: 6 Randy Martz 1977 (16 games); Bobby Bryant 1966 (10 games)
Career: 11 Bobby Bryant 1965-67 (46 games)

Catcher

Game: 4 Chris Boyle vs. Georgia Southwestern 3/23/1981
Season: 12 Chris Boyle 1982 (35 games)
Career: 28 Chris Boyle 1981-84

First Baseman

Game: 2 several players; most recent Ray Baksh vs. Kentucky 5/13/1994
Season: 14 Jeff Parnell 1991 (62 games)
Career: 38 Jeff Parnell 1990-93 (208 games)

Second Baseman

Game: 3 several players; most recent Jamey Thaw vs. Ohio State 3/28/1981
Season: 28 Jamey Thaw 1981 (55 games)
Career: 45 Jamey Thaw 1980-83 (135 games)

Third Baseman

Game: 4 Kenny Welch vs. Georgia Tech 3/27/1989; John Marquardt vs. Coastal Carolina 3/2/1978
Season: 24 Dave Hollins 1986 (65 games)
Career: 58 Dave Hollins 1985-87 (164 games)

Shortstop

Game: 4 Brandon Walters vs. Coll. of Charleston 2/10/1996; Craig Dour vs. Georgia 4/17/1994; Jeff Barns vs. Newberry 2/23/1986
Season: 29 Joe Biernat 1993 (60 games)
Career: 56 Drew Meyer 2000-02 (209 games)

Outfielder

Game: 3 John Gambrell vs. Georgia Southern 4/6/1974
Season: 9 John Gambrell 1974 (56 games)
Career: 17 John Gambrell 1971-74 (164 games)

Most Passed Balls

Season: 20 Marcos Rios 1999 (49 games)
Game: 3 Landon Powell vs. Virginia Commonwealth 2/9/01; Marcos Rios vs. Duke 5/11/99
Career: 35 Dave Willman 1989-92 (195 games)



Landon Powell holds several school records including season and career putouts and assists for a catcher in a Carolina uniform.

ANNUAL BATTING CHAMPIONS

Year		H	AB	Avg
2011	Christian Walker.....	97	271	358
2010	Jackie Bradley Jr.....	89	242	368
2009	DeAngelo Mack.....	92	255	361
2008	Justin Smoak.....	90	235	383
2007	James Darnell.....	79	239	331
2006	Michael Campbell.....	76	209	364
2005	Steve Pearce.....	82	229	358
2004	Steve Pearce.....	92	266	346
2003	Brian Buscher.....	106	270	393
2002	Yaron Peters.....	106	281	377
2001	Michael Floyd.....	70	200	350
2000	Nate Janowicz.....	92	271	339
1999	Adam Poe.....	79	206	383
1998	Mike Curry.....	102	260	400
1997	Ryan Bordenick.....	96	229	419
1996	Mike Curry.....	66	191	346
1995	Mark Mapes.....	70	204	343
1994	Mac White.....	84	229	367
1993	Joe Biernat.....	94	233	403
1992	Dave Wilman.....	75	199	377
1991	Jerry Shepherd.....	74	193	383
1990	Skeets Thomas.....	82	214	383
1989	Skeets Thomas.....	76	204	373
1988	Adrian Adkins.....	87	226	385
1987	Charlie Aldrich.....	83	213	390
1986	Joe Datin.....	63	173	364
1985	Rob Rinehart.....	94	241	390
1984	Jim St. Laurent.....	56	156	359
1983	Jim St. Laurent.....	67	178	376
1982	Larry Hernandez.....	62	180	344
1981	Rob Lowery.....	82	203	404
1980	Greg Jonson.....	65	177	367
1979	Etienne Farquharson.....	57	172	331
1978	John Marquardt.....	67	176	381
1977	Mookie Wilson.....	66	185	357
1976	Greg Keatley.....	73	183	399
1975	Hank Small.....	78	200	390
1974	Hank Small.....	68	189	360
1973	John Gambrell.....	46	141	326
1972	Hank Small.....	53	140	379
1971	Butch Anderson.....	37	112	330
1970	Butch Anderson.....	35	113	310
1969	Don Stanley.....	37	128	289
1968	Billy Cash.....	24	75	320
1967	Dan Scarpa.....	29	79	367
1966	Mike Fair.....	29	94	309
1965	Dan Scarpa.....	31	90	344
1964	Hoke Greiner.....	37	109	339
1963	Dick Moseley.....	28	80	350
1962	Jack McCathern.....	32	80	400

Bold indicates SEC leader

SINGLE-SEASON BESTS

Batting

Games Played

75	Brian Buscher	2002
75	Trey Dyson	2002
75	Drew Meyer	2002
75	Steve Thomas	2002
74	Justin Harris	2002
74	Landon Powell	2002
73	Garris Gonce	2002
72	Yaron Peters	2002
70	Whit Merrifield	2010
70	Scott Wingo	2010
70	Michael Campbell	2004
70	Steve Pearce	2004
70	Landon Powell	2004
70	Bryan Triplett	2004
70	Brendan Winn	2004

At Bats

334	Drew Meyer	2002
302	Justin Harris	2002
296	Whit Merrifield	2010
296	Steve Thomas	2002
294	Brian Buscher	2002
285	Jeff Barns	1985
284	Trey Dyson	2002
281	Yaron Peters	2002
279	Garris Gonce	2002
279	Marcus McBeth	2001

Runs Scored

102	Mike Curry	1998
87	Drew Meyer	2002
82	Adam Everett	1997
81	Yaron Peters	2002
81	Ryan Bordenick	1997
81	Derick Urquhart	1997
79	Brian Roberts	1999
79	Derick Urquhart	1998
77	Mike Curry	1997
76	Reese Havens	2008
76	Joe Datin	1985

Hits

120	Drew Meyer	2002
106	Brian Buscher	2003
106	Yaron Peters	2002
105	Steve Thomas	2002
104	Mike Curry	1998
100	Adam Everett	1998
100	Jeff Barns	1985
98	Justin Harris	2003
97	Christian Walker	2011
96	Ryan Bordenick	1997

Singles

86	Drew Meyer	2002
79	Justin Harris	2003
75	Neil Giesler	2006
72	Jeff Barns	1985
71	Joe Biernat	1993
70	Brian Buscher	2003
69	Whit Merrifield	2010
68	Mike Curry	1998
68	Scott Wingo	2011
66	Garry Hancock	1975

Doubles

26	Steve Thomas	2002
24	Dave Smyth	1986
23	Andrew Crisp	2009
23	Landon Powell	2003
23	Drew Meyer	2002
22	Bryan Triplett	2004
22	Yaron Peters	2002
22	Brandon Pack	2000
22	Mike Curry	1996
21	Christian Walker	2011
21	Marcus McBeth	2001
21	Brian Roberts	1999
21	Adam Everett	1998
21	Derick Urquhart	1997
21	Rob Rinehart	1985


Triples

6	Jake Williams	2011
6	Brian Buscher	2002
5	Michael Campbell	2005
5	Drew Meyer	2002
5	Nate Janowicz	2000
5	Brennan Dees	2000
5	Mike Curry	1998
5	Mike Curry	1997
5	Adam Everett	1997
5	Garrett Carter	1986
5	Phillip Wilson	1982
5	John Marquardt	1978
5	Jim Pankovits	1975
5	John Sykes	1950
5	Bill Harley	1931


Home Runs

29	Yaron Peters	2002
23	Nick Ebert	2009
23	Justin Smoak	2008
23	Joe Datin	1985
22	Justin Smoak	2007
22	Tripp Kelly	2000
21	Steve Pearce	2005
21	Steve Pearce	2004
21	Tim Whittaker	2001
20	Derick Urquhart	1998


Since 1962 Six Gamecocks Have Hit .400 or Better On The Season



Jack McCathern
1962 - .400




Rob Lowery
1981 - .404




Paul Hollins
1981 - .400



Joe Biernat
1993 - .403



Ryan Bordenick
1997 - .419



Mike Curry
1998 - .400

Carolina Gamecocks

CAROLINA GAMECOCKS

STAFF


PLAYER PROFILES

OPPONENTS

SEASON IN REVIEW

HISTORY & RECORDS

94



Matt Campbell started 19 games in 2004 and struck out 145 batters.

Runs Batted In

95	Yaron Peters	2002
88	Joe Datin	1985
87	Ryan Bordenick	1997
81	James Darnell	2008
77	Derick Urquhart	1998
76	Ryan Bordenick	1998
75	Jeff Morris	1986
75	Jim Curl	1981
74	Tim Whittaker	2001
74	Brandon Pack	2000

Total Bases

245	Yaron Peters	2002
179	Joe Datin	1985
178	Justin Smoak	2008
177	Mike Curry	1998
174	Brian Buscher	2003
173	Steve Pearce	2004
172	Steve Thomas	2002
171	Drew Meyer	2002
168	Adam Everett	1998
168	Derick Urquhart	1998

Strikeouts

85	Brendan Winn	2004
80	Jeff Parnell	1993
78	Brendan Winn	2005
76	Craig Dour	1995
73	Eric Stanton	1998
72	Phil Disher	2008
70	Phil Disher	2007
67	Tripp Kelly	2000
66	Rob DeBoer	1994
65	Garrett Carter	1988

Bases on Balls

71	Joe McCarthy	1981
65	Jeff Parnell	1992
65	Joe Datin	1985
58	Reese Havens	2008
57	Justin Smoak	2008
55	Mark Gugino	1993
55	Larry Hernandez	1982
54	Justin Smoak	2007
54	Ryan Bordenick	1998
53	Nick Ebert	2009
53	Stacy Stokes	1994

Batting Average (Min 100 AB)

.419	Ry. Bordenick	1997	(96-229)
.404	Rob Lowery	1981	(82-203)
.403	Joe Biernat	1993	(94-233)
.400	Mike Curry	1998	(102-260)
.400	Paul Hollins	1981	(88-220)
.400	Jack McCathern	1962	(N/A)
.399	Greg Keatley	1976	(73-183)
.393	Brian Buscher	2003	(106-270)
.390	Rob Rinehart	1985	(94-241)
.390	Hank Small	1975	(78-200)
.385	Adrian Adkins	1988	(87-226)
.385	Charlie Aldrich	1987	(82-213)

Stolen Bases

67	Brian Roberts	1999
60	Mike Curry	1998
56	Mark Van Bever	1976
51	Joe McCarthy	1981
46	Mark Van Bever	1977
42	Mike Curry	1997
41	Mark Gugino	1993
39	Drew Meyer	2002
36	Joe McCarthy	1980
36	Etienne Farquharson	1979

Slugging Percentage

.767	John Marquardt	1978	(135-176)
.765	Yaron Peters	2002	(215-281)
.757	Justin Smoak	2008	(178-235)
.750	Hank Small	1975	(150-200)
.715	Jerry Shepherd	1991	(138-193)
.714	Paul Hollins	1981	(157-220)
.713	Nick Ebert	2009	(149-209)
.703	Steve Pearce	2005	(161-229)
.699	Joe Datin	1985	(179-256)
.695	Rob Lowery	1981	(141-203)

PITCHING

Game Appearances

50	John Taylor	2011
37	Michael Roth	2010
37	Chad Blackwell	2004
37	Blake Taylor	2002
36	Matt Price	2011
36	Lee Gronkiewicz	2001
36	Craig Ross	1994
33	Jose Mata	2010
32	Scott Barber	2000
31	Matt Price	2010
31	Curtis Johnson	2007
31	Clint Sawyer	1986

Games Started

20	Michael Roth	2011
20	Blake Cooper	2010
19	Matt Campbell	2004
19	Aaron Rawl	2004
19	David Marchbanks	2003
19	Gary Bell	2002
19	Kip Bouknight	2000
19	Brian Rountree	1988
19	Mike Cook	1985
18	Sam Dyson	2010
18	Aaron Rawl	2005
18	David Marchbanks	2002
18	Gary Bell	2001
18	Kip Bouknight	2001
18	Peter Bauer	2000
18	Scott Pace	1994
18	Jared Baker	1992
18	Earl Bass	1975

Complete Games

13	Jim Lewis	1977
10	Dennis Lubert	1981
10	Randy Martz	1977
9	Tim Lewis	1976
9	Earl Bass	1975
9	Larry Erbaugh	1972
8	Mike Cook	1985
8	Earl Bass	1974
8	Greg Ward	1974

Innings Pitched

149.0	Jim Lewis	1977
148.0	Earl Bass	1975
145.0	Michael Roth	2011
144.0	Kip Bouknight	2000
141.0	Mike Cook	1985
137.0	Blake Cooper	2010
135.1	David Marchbanks	2003
131.2	Randy Martz	1977
124.1	Peter Bauer	2000
124.0	Matt Campbell	2004
124.0	Kip Bouknight	2001

Undefeated Records (Min. 5 wins)

14-0	Randy Martz	1977
11-0	Tim Lewis	1975
8-0	Sam Dyson	2008
8-0	Ray Lavigne	1975
7-0	Harris Honeycutt	2006
7-0	Zac McCamie	2004
7-0	Chris Spigner	2002
7-0	Peter Bauer	1998
7-0	Dave Menhart	1986
7-0	Mike Werner	1983
7-0	Grady Faircloth	1950
6-0	Matt Threehouse	1989
6-0	Rex Peroso	1984
6-0	Ronnie Evans	1967
5-0	Conor Lalor	2003
5-0	Mark Calvert	1980
5-0	Allen Johnson	1974
5-0	Ray Lavigne	1974

Games Won (Min. 10)

17	Kip Bouknight	2000	17-1
17	Earl Bass	1975	17-1
16	Mike Cook	1985	16-2
15	David Marchbanks	2003	15-3
14	Michael Roth	2011	14-3
14	Randy Martz	1977	14-0
14	Greg Ward	1975	14-3
13	Blake Cooper	2010	13-2
13	Aaron Rawl	2004	13-4
13	Peter Bauer	2000	13-2
12	Dennis Lubert	1981	12-2
12	Earl Bass	1974	12-1
11	Kip Bouknight	1998	11-3
11	Rich Pratt	1993	11-3
11	Matt Threehouse	1992	11-4
11	Jared Baker	1991	11-4
11	Joe Kucharski	1982	11-3
11	Tim Lewis	1975	11-0
11	Tim Lewis	1974	11-2
10	Gary Bell	2002	10-3
10	Kip Bouknight	2001	10-4
10	Gary Bell	2001	10-5
10	Joe Cardwell	1988	10-3
10	Rodney Richey	1987	10-2
10	Gary Parmenter	1983	10-1
10	Don Gordon	1982	10-3
10	Bret Baynam	1981	10-1
10	Bill Landrum	1980	10-2
10	Tim Lewis	1976	10-3
10	Greg Ward	1974	10-4

Games Lost

7	Bill Camp	1951	2-7
6	Blake Cooper	2008	5-6
6	Aaron Rawl	2005	9-6
6	Matt Campbell	2004	10-6
6	Brett Jodie	1998	6-6
6	Jason Haynie	1996	7-6
6	Jim Stoops	1995	4-6
6	Jason Haynie	1994	8-6
6	Jared Baker	1992	5-6
6	Rich Pratt	1991	4-6
6	Charlie Young	1989	3-6
6	Larry Price	1985	3-6
6	Jim Lewis	1977	11-6

Shutouts

4	Earl Bass	1975
4	Earl Bass	1974
4	Allen Hilliard	1973
4	Greg Ward	1973
3	Don Gordon	1981
3	Jim Lewis	1977
3	Jim Lewis	1976
3	Bobby Bryant	1965
3	Loveard McMichael	1963
2	16 pitchers last Sam Dyson	2010

Strikeouts (100 or more)

168	Mike Cook	1985
168	Earl Bass	1975
151	Jared Baker	1991
145	Jim Lewis	1977
145	Matt Campbell	2004
143	Kip Bouknight	2000
129	Earl Bass	1974
126	Blake Cooper	2010
125	Brian Williams	1990
125	Brian Rountree	1988
124	Kip Bouknight	1999
116	J.J. Pearsall	1995
116	Greg Ward	1974
114	Jared Baker	1992
113	Brett Jodie	1998
113	Tim Lewis	1976
112	Michael Roth	2011
108	Zac McCamie	2005
106	Randy Martz	1977
105	Harris Honeycutt	2007
105	Billy Buckner	2004
104	Kip Bouknight	2001
102	Matt Threehouse	1992
102	Greg Ward	1975
101	Sam Dyson	2010
101	Rich Pratt	1993
100	Scott Barber	2000
100	Bobby Bryant	1967



2012 Baseball

Bases on Balls

66	Jared Baker	1991
64	Jared Baker	1992
60	Mike Cook	1985
57	Chris Spigner	2001
56	Jason Haynie	1994
55	J.J. Pearsall	1995
55	Brian Williams	1990
53	Kip Bouknight	2001
50	Scott Pace	1994
49	Kip Bouknight	1999
49	Joe Cardwell	1988
49	Tim Lewis	1976

Decisions

18	David Marchbanks	2003	15-3
18	Kip Bouknight	2000	17-1
18	Mike Cook	1985	16-2
18	Earl Bass	1975	17-1
17	Michael Roth	2011	14-3
17	Aaron Rawl	2004	13-4
17	Jim Lewis	1977	11-6
17	Greg Ward	1975	14-3
16	Matt Campbell	2004	10-6
15	Blake Cooper	2010	13-2
15	Aaron Rawl	2005	9-6
15	Gary Bell	2001	10-5
15	Peter Bauer	2000	13-2
15	Matt Threehouse	1992	11-4
15	Jared Baker	1991	11-4

Saves

21	Blake Taylor	2002
20	Matt Price	2011
20	Chad Blackwell	2004
19	Lee Gronkiewicz	2001
15	Scott Barber	2000
12	Brian Beatson	1990
12	Brian Beatson	1988
11	Brent Marsh	2005
11	Rob Mosser	1993
11	Rob Mosser	1992

Earned Run Average (Min. 45 IP)

0.76	Jeff Twitty	1979	(3, 47.2)
1.06	Michael Roth	2011	(17, 145.0)
1.10	Earl Bass	1974	(13, 106)
1.14	John Taylor	2011	(9, 71.1)
1.15	Ray Lavigne	1974	(6, 47)
1.30	Greg Ward	1974	(15, 103.2)
1.34	Michael Roth	2010	(6, 40.1)
1.35	Allen Johnson	1974	(11, 73.1)
1.35	Earl Bass	1975	(23, 148)
1.46	Larry Erbaugh	1972	(15, 92.1)

CAREER LEADERS

BATTING

Games Played (200 or more)

255	Michael Campbell	2003-04-05-06
254	Scott Wingo	2008-09-10-11
251	Landon Powell	2001-02-03-04
238	Andrew Crisp	2005-06-07-08-09
236	Mac White	1991-92-93-94
223	Jeff Parnell	1990-91-92-93
221	Trey Dyson	1999-00-01-02
217	Derick Urquhart	1995-96-97-98
209	Drew Meyer	2000-01-02
209	Garrett Carter	1985-86-87-88
208	Chris Boyle	1981-82-83-84
204	Ryan Szejbka	1993-94-95-96-97
202	Dave Willman	1998-90-91-92
201	Stacy Stokes	1991-92-93-94
201	Burke Cromer	1989-90-91-92

At Bats

950	Michael Campbell	2003-04-05-06
903	Mac White	1991-92-93-94
866	Andrew Crisp	2005-06-07-08-09
866	Landon Powell	2001-02-03-04
864	Drew Meyer	2000-01-02
800	Whit Merrifield	2008-09-10
799	Derick Urquhart	1995-96-97-98
766	Chris Boyle	1981-82-83-84
750	Jeff Parnell	1990-91-92-93
739	Justin Smoak	2006-07-08

Runs Scored

223	Derick Urquhart	1995-96-97-98
215	Mike Curry	1996-97-98
212	Drew Meyer	2000-01-02
209	Mac White	1991-92-93-94
197	Whit Merrifield	2008-09-10
188	Justin Smoak	2006-07-08
182	Jeff Parnell	1990-91-92-93
181	Michael Campbell	2003-04-05-06
176	Landon Powell	2001-02-03-04
174	Garrett Carter	1985-86-87-88

Hits (200 or more)

303	Mac White	1991-92-93-94
299	Michael Campbell	2003-04-05-06
285	Drew Meyer	2000-01-02
265	Landon Powell	2001-02-03-04
265	Derick Urquhart	1995-96-97-98
263	Whit Merrifield	2008-09-10
262	Andrew Crisp	2005-06-07-08-09
250	Mike Curry	1996-97-98
246	Justin Smoak	2006-07-08
245	Hank Small	1972-73-74-75
231	Dave Willman	1989-90-91-92
230	Skeets Thomas	1988-89-90
227	Jeff Barns	1985-86-87
225	Jeff Parnell	1990-91-92-93
224	Chris Boyle	1981-82-83-84
218	Jackie Bradley Jr.	2009-10-11
215	Reese Havens	2006-07-08
211	Ryan Bordenick	1995-96-97-98
210	Garrett Carter	1985-86-87-88
209	Burke Cromer	1989-90-91-92
207	Jim Curl	1978-79-80-81
206	Greg Johnson	1977-78-79-80
203	Greg Morhardt	1982-83-84
201	Brian Buscher	2002-03

Singles

209	Drew Meyer	2000-01-02
201	Michael Campbell	2003-04-05-06
198	Mac White	1991-92-93-94
194	Whit Merrifield	2008-09-10
191	Andrew Crisp	2005-06-07-08-09
172	Greg Jonson	1977-78-79-80
176	Derick Urquhart	1995-96-97-98
165	Dave Willman	1989-90-91-92
162	Mike Curry	1996-97-98
159	Landon Powell	2001-02-03-04

Doubles

67	Mac White	1991-92-93-94
61	Landon Powell	2001-02-03-04
54	Michael Campbell	2003-04-05-06
53	Justin Smoak	2006-07-08
53	Greg Morhardt	1982-83-84
51	Mike Curry	1996-97-98
51	Derick Urquhart	1995-96-97-98
48	Jeff Barns	1985-86-87
47	Jeff Parnell	1990-91-92-93
45	Paul Hollins	1978-79-80-81

Triples


13	Michael Campbell	2003-04-05-06
12	Mac White	1991-92-93-94
12	Bill Harley	1930-31-32
11	Mike Curry	1996-97-98
9	Drew Meyer	2000-01-02
9	Adam Everett	1997-98
9	Chuck McLean	1975-76-77-78
8	Brian Buscher	2002-03
8	Nate Janowicz	1999-00
8	Paul Hollins	1978-79-80-81

Home Runs (30 or more)

62	Justin Smoak	2006-07-08
48	Hank Small	1972-73-74-75
47	Garrett Carter	1985-86-87-88
45	Jeff Parnell	1990-91-92-93
44	Landon Powell	2001-02-03-04
43	Chris Boyle	1981-82-83-84
42	Phil Disher	2005-06-07-08
42	Steve Pearce	2004-05
41	James Darnell	2006-07-08
41	Tripp Kelly	1998-99-00-01
41	Charlie Aldrich	1985-86-87
38	Eric Stanton	1996-97-98
36	Derick Urquhart	1995-96-97-98
34	Ryan Bordenick	1995-96-97-98
33	Jim Curl	1978-79-80-81
33	Trey Dyson	1999-00-01-02
32	Joe Datin	1985-86
31	Michael Campbell	2003-04-05-06
31	Brendan Winn	2004-05
31	Yaron Peters	2001-02
31	Jerry Shepherd	1991-92
31	Dave Hollins	1985-86-87
30	Jackie Bradley Jr.	2009-10-11
30	Jeff Barns	1985-86-87




Trey Dyson



Nate Janowicz



Gary Bell



Rob Mosser



Yaron Peters hit a single-season record 29 home runs for the Gamecocks in the 2002 season. He also holds the single-season school record for RBI with 95.

Carolina Gamecocks

CAROLINA GAMECOCKS

STAFF

PLAYER PROFILES

OPPONENTS

SEASON IN REVIEW

HISTORY & RECORDS

Runs Batted In

207	Justin Smoak	2006-07-08
198	Mac White	1991-92-93-94
198	Chris Boyle	1981-82-83-84
193	Landon Powell	2001-02-03-04
184	Hank Small	1972-73-74-75
182	Jeff Parnell	1990-91-92-93
180	Derick Urquhart	1995-96-97-98
180	Ryan Bordenick	1995-96-97-98
175	Michael Campbell	2003-04-05-06
168	Garrett Carter	1985-86-87-88
168	Charlie Aldrich	1985-86-87

Total Bases

485	Justin Smoak	2006-07-08
472	Michael Campbell	2003-04-05-06
472	Mac White	1991-92-93-94
468	Landon Powell	2001-02-03-04
438	Derick Urquhart	1995-96-97-98
433	Hank Small	1972-73-74-75
415	Jeff Parnell	1990-91-92-93
401	Mike Curry	1996-97-98
398	Garrett Carter	1985-86-87-88
387	Chris Boyle	1981-82-83-84

Strikeouts

252	Jeff Parnell	1990-91-92-93
196	Eric Stanton	1996-97-98
195	Craig Dour	1994-95-96-97
185	Garrett Carter	1985-86-87-88
180	Phil Disher	2005-06-07-08
171	Landon Powell	2001-02-03-04
163	Brendan Winn	2004-05
161	Tripp Kelly	1998-99-00-01
158	Rob DeBoer	1991-92-93-94
148	Drew Meyer	2000-01-02

Bases on Balls

151	Justin Smoak	2006-07-08
149	Jeff Parnell	1990-91-92-93
137	Landon Powell	2001-02-03-04
130	Scott Wingo	2008-09-10-11
130	Stacy Stokes	1991-92-93-94
126	Derick Urquhart	1995-96-97-98
125	Mac White	1991-92-93-94
123	John Sullivan	1981-82-83-84
122	Mark Gugino	1992-93-94
120	Paul Hollins	1978-79-80-81

Stolen Bases


122	Mike Curry	1996-97-98
122	Mark Van Bever	1975-76-77
89	John Gambrell	1971-72-73-74
87	Joe McCarthy	1980-81
83	Jeff Grantz	1973-74-75-76
78	Mark Gugino	1992-93-94
77	Robby Vollmer	1979-80-81-82
72	Drew Meyer	2000-01-02
69	Mac White	1991-92-93-94
67	Brian Roberts	1999

Batting Average (Min. 100 hits)

.373	Joe Biernat	1992-93
	(138-370)	
.368	Jim St. Laurent	1983-84
	(123-334)	
.365	Jerry Shepherd	1991-92
	(138-378)	
.365	Skeets Thomas	1988-89-90
	(230-631)	
.365	Rod Carraway	1980-81
	(159-436)	
.357	Ryan Bordenick	1995-96-97-98
	(211-591)	
.357	Yaron Peters	2001-02
	(110-308)	
.357	Rob Rinehart	1980-81
	(158-442)	
.356	Brian Buscher	2002-2003
	(201-564)	
.354	Hank Small	1972-73-74-75
	(246-692)	
.352	Steve Pearce	2004-05
	(174-495)	

Slugging Percentage

.734	Yaron Peters	2001-02
	(226-308)	
.698	Jerry Shepherd	1991-92
	(264-378)	
.675	Steve Pearce	2004-05
	(334-495)	
.669	John Marquardt	1978-79
	(222-332)	
.664	Joe Datin	1985-86
	(285-429)	
.656	Justin Smoak	2006-07-08
	(485-739)	



Jerry Shepherd holds the school record for career slugging percentage from 1991-92 at .698.

.637	Charlie Aldrich	1985-86-87
	(367-576)	
.626	Hank Small	1972-73-74-75
	(433-692)	
.622	Jeff Morris	1985-86
	(240-386)	
.609	Ryan Bordenick	1995-96-97-98
	(360-591)	

PITCHING

Appearances

88	Rob Mosser	1990-91-92-93
87	Aaron Rawl	2002-03-04-05
87	Jason Pomar	1996-97-98-99
86	Jamie Poston	1997-98-99-00
81	Kip Bouknight	1998-99-00-01
79	Brian Beatson	1987-88-89-90
78	John Taylor	2010-11
74	Matt Price	2009-10-11
74	Michael Roth	2009-10-11
74	Rich Pratt	1990-91-92-93
74	Wally Maynard	1992-93-94-95
74	Craig Ross	1993-94-95

Starts

66	Kip Bouknight	1998-99-00-01
62	Blake Cooper	2007-08-09-10
61	Jason Haynie	1993-94-95-96
58	Rich Pratt	1990-91-92-93
55	Matt Threehouse	1989-90-91-92-93
50	Dennis Lubert	1979-80-81-82
49	Tim Lewis	1973-74-75-76
47	David Marchbanks	2001-02-03
47	Mike Cook	1983-84-85
45	Greg Ward	1972-73-74-75

Complete Games

25	Greg Ward	1972-73-74-75
22	Tim Lewis	1973-74-75-76
22	Earl Bass	1972-73-74-75
19	Jim Lewis	1976-77
18	Dennis Lubert	1979-80-81-82
14	Don Gordon	1980-81-82
14	Bobby Bryant	1965-66-67
13	Kip Bouknight	1998-99-00-01
13	Larry Erbaugh	1970-71-72
12	Alan Hilliard	1970-71-72-73

Innings Pitched


482.0	Kip Bouknight	1998-99-00-01
377.0	Blake Cooper	2007-08-09-10
370.0	Aaron Rawl	2002-03-04-05
361.1	Jason Haynie	1993-94-95-96
350.2	Matt Threehouse	1989-90-91-92-93
345.0	Rich Pratt	1990-91-92-93
340.1	Dennis Lubert	1979-80-81-82
340.1	Greg Ward	1972-73-74-75
333.0	Tim Lewis	1973-74-75-76
328.2	Earl Bass	1972-73-74-75

Strikeouts (300 or more)

457	Kip Bouknight	1998-01
392	Earl Bass	1972-75
345	Matt Threehouse	1989-93
332	Tim Lewis	1973-76
323	Greg Ward	1972-75
315	Aaron Rawl	2002-05
313	Mike Cook	1983-85
312	Jason Haynie	1993-96
306	Jared Baker	1990-92
301	Rich Pratt	1990-93

Bases on Balls

182	Kip Bouknight	1998-01
174	Matt Threehouse	1989-93
171	Jason Haynie	1993-96
154	Tim Lewis	1973-76
153	Jared Baker	1990-92
142	Chris Spigner	1999-02
140	Mike Cook	1983-85
139	Bobby Bryant	1965-67
124	Rich Pratt	1990-93
123	Brent Moore	1994-97



Hank Small hit 48 home runs during his career from 1972-75.



2012 Baseball

Wins (20 or more)

45	Kip Bouknight (45-12)	1998-01
36	Tim Lewis (36-6)	1973-76
35	Aaron Rawl (35-15)	2002-05
34	Blake Cooper (34-14)	2007-10
34	Earl Bass (34-3)	1972-75
34	Greg Ward (34-13)	1972-75
31	David Marchbanks (31-8)	2001-03
31	Matt Threehouse (31-14)	1989-93
31	Dennis Lubert (31-9)	1979-82
30	Mike Cook (30-8)	1983-85
27	Jason Haynie (27-18)	1993-96
26	Rich Pratt (26-16)	1990-93
25	Peter Bauer (25-5)	1998-00
24	Bret Baynham (24-4)	1978-81
23	Sam Dyson (23-9)	2008-10
21	Joe Kucharski (21-7)	1980-82
20	Matt Campbell (20-12)	2002-04
20	Gary Bell (20-8)	2001-02
20	Mark Calvert (20-7)	1980-83

Losses

18	Jason Haynie (27-18)	1993-96
16	Rich Pratt (26-16)	1990-93
15	Jason Pomar (17-15)	1996-99
	Aaron Rawl (35-15)	2002-05
	Heyward Tunstall (9-15)	1952-55
14	Blake Cooper (34-14)	2007-10
14	Matt Threehouse (31-14)	1989-93
14	Jim Stoops (13-14)	1992-95
13	Brett Jodie (15-13)	1996-98
13	Greg Ward (34-13)	1972-75
13	John Coleman (10-13)	1963-65
12	Matt Campbell (20-12)	2002-04
12	Kip Bouknight (45-12)	1998-01
12	Brian Rountree (13-12)	1988-89
12	Casey Reed (15-12)	1983-86
12	Bill Camp (7-12)	1950-51

Saves

30	Matt Price	2009-11
30	Rob Mosser	1990-93
28	Brian Beatson	1987-90
22	Blake Taylor	2001-02
22	Lee Gronkiewicz	1999-01
20	Chad Blackwell	2004
19	Jason Pomar	1996-99
18	Scott Barber	1998-00
15	Bobby Kish	1979-81
15	Craig Ross	1993-95

Shutouts

10	Earl Bass	1972-75
7	Greg Ward	1972-75
6	Jim Lewis	1976-77
5	Kip Bouknight	1998-01
5	Don Gordon	1980-82
5	Tim Lewis	1973-76
5	Alan Hilliard	1970-73
5	Bobby Bryant	1965-67
4	Dennis Lubert	1979-82
4	Ray Lavigne	1974-75

Decisions (30 or more)

57	Kip Bouknight (45-12)	1998-01
50	Aaron Rawl (35-15)	2002-05
48	Blake Cooper (34-14)	2007-10
47	Greg Ward (34-13)	1972-75
45	Jason Haynie (27-18)	1993-96
45	Matt Threehouse (31-14)	1989-93
42	Rich Pratt (26-16)	1990-93
42	Tim Lewis (36-6)	1973-76
40	Dennis Lubert (31-9)	1979-82
39	David Marchbanks (31-8)	2001-03
38	Mike Cook (30-8)	1983-85
37	Earl Bass (34-3)	1972-75
34	Matt Campbell (20-12)	2002-04
32	Sam Dyson (23-9)	2008-10
32	Jason Pomar (17-15)	1996-99
30	Jim Lewis (19-11)	1976-77



Chad Blackwell earned All-America honors in 2004 after leading the nation in saves with 20 to help lead the Gamecocks to the College World Series.



David Marchbanks was named SEC Pitcher of the Year in 2003 earning a 15-3 record with a team-high 135.1 innings pitched.



Aaron Rawl made 87 appearances in a Gamecock uniform from the 2002-05 seasons. Rawl won 35 games in his four-year career, third highest in school history.

CAROLINA GAMECOCKS

STAFF

PLAYER PROFILES

OPPONENTS

SEASON IN REVIEW

HISTORY & RECORDS

97

Carolina Gamecocks

ANNUAL LEADERS

CAROLINA GAMECOCKS


STAFF

PLAYER PROFILES

OPPONENTS

SEASON IN REVIEW


HISTORY & RECORDS



James Darnell



Steve Thomas



Brian Buscher

Runs Scored

Year	Player	No.
2011	Christian Walker	64
2010	Whit Merrifield	72
2009	Jackie Bradley, Jr.	69
2008	Reese Havens	76
2007	Justin Smoak	64
2006	Justin Smoak	61
2005	Michael Campbell	56
2004	Landon Powell	66
2003	Kevin Melillo	59
2002	Drew Meyer	87
2001	Marcus McBeth	58
2000	Drew Meyer	71
1999	Brian Roberts	79
1998	Mike Curry	102
1997	Adam Everett	82
1996	Etienne Hightower	48
1995	Mike Dezenzo	43
1994	Mark Gugino	66
1993	Mark Gugino	56
1992	Jeff Parnell	68
1991	Jeff Parnell	58
1990	Mike McGee	48
1989	Mike McGee	49
1988	Garrett Carter	65
1987	Dave Smyth/Garrett Carter	53
1986	Jeff Morris/Dave Smyth	64
1985	Joe Datin	76
1984	Greg Morhardt	59
1983	Jim St. Laurent	49
1982	Phillip Wilson	60
1981	Jim Curl	71
1980	Jim Curl	50
1979	Etienne Farquharson	37
1978	John Marquardt	44
1977	Mark Van Bever	60
1976	Jeff Grantz	56
1975	Hank Small	50
1974	Hank Small/Jeff Grantz	51
1973	Hank Small	34
1972	John Gambrell	27
1971	Butch Anderson	25
1970	Butch Anderson	22
1969	Wallie Jones	17
1968	Wallie Jones	15
1967	Toy McCord	20
1966	Bob Mauro	16
1965	Joe Tonelli	21
1964	Hoke Greiner	23
1963	Jack McCathern	12
1962	Hoke Greiner	21

Bold indicates SEC leader

Doubles

Year	Player	No.
2011	Christian Walker	21
2010	Adrian Morales	15
2009	Andrew Crisp	23
2008	Justin Smoak	19
2007	Trent Kline	19
2006	Justin Smoak	18
2005	Michael Campbell/Steve Pearce	16
2004	Bryan Triplett	22
2003	Landon Powell	23
2002	Steve Thomas	26
2001	Marcus McBeth	21
2000	Brandon Pack	22
1999	Brian Roberts	21
1998	Adam Everett	21
1997	Derick Urquhart	21
1996	Mike Curry	22
1995	Randy Stegall	19
1994	Mark Gugino/Mac White	15
1993	Joe Biernat/Mac White	16
1992	Dave Willman	19
1991	Mac White	19
1990	Skeets Thomas	14
1989	Skeets Thomas	16
1988	Brian Williams	19
1987	Dave Smyth	18
1986	Dave Smyth	24
1985	Rob Rinehart	21
1984	Kent Anderson	20
1983	Greg Morhardt	16
1982	Greg Morhardt	20
1981	Rob Lowery	20
1980	Rod Carraway	17
1979	Paul Hollins	11
1978	Chuck McLean	15
1977	Mark Van Bever	14
1976	Steve King	14
1975	Jim Pankovits	18
1974	John Gambrell	15
1973	Steve King	8
1972	John Gambrell	12
1971	Pete Carpenter	8
1970	Buddy Caldwell	5
1969	Buddy Caldwell	9
1968	Wallie Jones/Buddy Caldwell	6
1967	Frank Partyka	10
1966	Dan Scarpa	6
1965	Joe Tonelli	7
1964	Dan Reeves	5
1963	Dick Moseley/Jack McCathern	3
1962	Charley Williams	5

Bold indicates SEC leader

Triples

Year	Player	No.
2011	Jake Williams	6
2010	Scott Wingo	3
2009	Jackie Bradley, Jr./DeAngelo Mack	3
2008	Reese Havens	2
2007	J.Darnell/T. Jones/H. Lail	2
2006	Trent Kline	4
2005	Michael Campbell	5
2004	Brendan Winn	3
2003	Michael Campbell	3
2002	Brian Buscher	6
2001	Garris Gonce/Drew Meyer	2
2000	Brennan Dees/Nate Janowicz	5
1999	Nate Janowicz/Adam Poe	3
1998	Mike Curry	5
1997	Mike Curry/Adam Everett	5
1996	Curry/Urquhart/Hightower/Walters	1
1995	Ryan Szejwbka	2
1994	Rob DeBoer/Mac White	4
1993	Mac White	4
1992	D.T. Cromer	4
1991	Mac White	3
1990	Brian Williams	3
1989	Skeets Thomas/Brian Williams	2
1988	G. Carter/S. Thomas/B. Williams	2
1987	Dave Smyth	3
1986	Garrett Carter	5
1985	C. Aldrich/J. Barns/R. Rinehart	2
1984	Rob Rinehart	4
1983	Larry Hernandez	2
1982	Phillip Wilson	5
1981	Paul Hollins	4
1980	Etienne Farquharson	4
1979	Wes Westbrook	3
1978	John Marquardt	5
1977	Mookie Wilson	3
1976	Steve Cook	4
1975	Jim Pankovits	5
1974	Eddie Ford	3
1973	Frank Matussek	2
1972	Eddie Ford	2
1971	Bruce Pudlock	2
1970	Gary Lance	2
1969	Caldwell/Cash/Lance/Stanley	2
1968	Wallie Jones/Toy McCord	1
1967	Frank Partyka	4
1966	Bill LaMotte	2
1965	Bill LaMotte	3
1964	Jack McCathern	3
1963	Greiner/Johnson/McCathern/Traynham/Williams	1
1962	Jim Lanford/Charley Williams	2

Bold indicates SEC leader



ANNUAL LEADERS

Home Runs

Year	Player	No.
2011	Christian Walker	10
2010	Jackie Bradley Jr./Whit Merrifield	13
2009	Nick Ebert	23
2008	Justin Smoak	23
2007	Justin Smoak	22
2006	Robbie Grinestaff/Justin Smoak	17
2005	Steve Pearce	21
2004	Steve Pearce	21
2003	Brian Buscher	15
2002	Yaron Peters	29
2001	Tim Whittaker	21
2000	Tripp Kelly	22
1999	Brian Roberts	12
1998	Derick Urquhart	20
1997	Rob Streicher	16
1996	Brian Hucks	12
1995	Craig Dour/Mark Mapes	9
1994	Mac White	8
1993	Jeff Parnell	10
1992	Jeff Parnell	18
1991	Jeff Parnell	15
1990	Skeets Thomas	11
1989	Derrick Mack	10
1988	Garrett Carter	18
1987	Garrett Carter	15
1986	Dave Hollins/Jeff Morris	19
1985	Joe Datin	23
1984	Greg Morhardt	17
1983	Chris Boyle	16
1982	Chris Boyle	12
1981	Jim Curl	17
1980	Jim Curl	12
1979	John Marquardt	10
1978	John Marquardt	16
1977	Johnny Hinkel	15
1976	G. Keatley/S. King/J. Pankovits	12
1975	Hank Small	19
1974	Hank Small	17
1973	Hank Small	8
1972	Bruce Pudlock	6
1971	Buddy Caldwell	11
1970	Buddy Caldwell	5
1969	Butch Anderson/Buddy Caldwell	4
1968	Buddy Caldwell/Billy Cash	2
1967	B. Cash/B. Mauro/T. McCord	2
1966	B. Mauro/F. Partyka/S. Townsend	2
1965	Ronnie Lamb/Bill LaMotte	2
1964	Jack McCathern/Dick Moseley	2
1963	D. Corley/J. Lanford/C. Williams	1
1962	Grasso/Lanford/Robinson/Williams	1

Bold indicates SEC leader

Runs Batted In

Year	Player	No.
2011	Christian Walker	62
2010	Jackie Bradley Jr.	60
2009	Nick Ebert	72
2008	James Darnell	81
2007	Justin Smoak	72
2006	Justin Smoak	63
2005	Steve Pearce	63
2004	Steve Pearce	70
2003	Brian Buscher	66
2002	Yaron Peters	95
2001	Tim Whittaker	74
2000	Brandon Pack	74
1999	Tim Angiolini	62
1998	Derick Urquhart	77
1997	Ryan Bordenick	87
1996	Mark Mapes	53
1995	Mark Mapes	49
1994	Mac White	63
1993	Mac White	59
1992	Jeff Parnell	58
1991	Jeff Parnell	63
1990	Skeets Thomas	59
1989	Skeets Thomas	51
1988	Garrett Carter	60
1987	Charlie Aldrich	65
1986	Jeff Morris	75
1985	Joe Datin	88
1984	Greg Morhardt	57
1983	Chris Boyle	54
1982	Chris Boyle	59
1981	Jim Curl	75
1980	Jim Curl	47
1979	John Marquardt	38
1978	John Marquardt	61
1977	Don Repsher	57
1976	Steve King	53
1975	Hank Small	66
1974	Hank Small	65
1973	Hank Small	32
1972	Bruce Pudlock	27
1971	Buddy Caldwell	23
1970	Butch Anderson	18
1969	Butch Anderson/Ronnie Fulmer	14
1968	Billy Cash	14
1967	Frank Partyka	17
1966	Dan Scarpa	13
1965	Dan Scarpa	16
1964	Jack McCathern	20
1963	Dick Moseley	11
1962	Charley Williams	19

Bold indicates SEC leader

Stolen Bases

Year	Player	No.
2011	Adrian Morales/Scott Wingo	7
2010	Whit Merrifield	12
2009	Whit Merrifield	15
2008	Whit Merrifield	11
2007	Travis Jones	13
2006	Michael Campbell/Cheyne Hurst	5
2005	Steven Tolleson	20
2004	Davy Gregg	14
2003	Jon Coutlangus	14
2002	Drew Meyer	39
2001	Drew Meyer	20
2000	Nate Janowicz	23
1999	Brian Roberts	67
1998	Mike Curry	60
1997	Mike Curry	42
1996	Etienne Hightower	34
1995	Mike Dezenzo	15
1994	Mark Gugino	30
1993	Mark Gugino	41
1992	D.T. Cromer/Mac White	14
1991	George Rush	18
1990	Mike McGee/Brian Williams	11
1989	Brian Williams	18
1988	Hardin Brown	22
1987	Dave Smyth/Mike Songini	18
1986	Jeff Morris/Riley Polk	16
1985	Rob Rinehart	14
1984	Kent Anderson	13
1983	Kent Anderson	16
1982	Robby Vollmer	23
1981	Joe McCarthy	51
1980	Joe McCarthy	36
1979	Etienne Farquharson	36
1978	Tom Williams	17
1977	Mark Van Bever	46
1976	Mark Van Bever	56
1975	Jim Pankovits	23
1974	John Gambrell	33
1973	Hank Small	25
1972	John Gambrell	21
1971	John Gambrell	12
1970	Bill Petoskey	16
1969	Wallie Jones/Gary Lance	7
1968	Toy McCord	6
1967	Wallie Jones	8
1966	Mike Fair	11
1965	Ronnie Lamb	4
1964	Jack McCathern	5
1963	Hoke Greiner	4
1962	Bobby Robinson	8

Bold indicates SEC leader



Travis Jones



Nick Ebert



Mark Van Bever

CAROLINA GAMECOCKS

STAFF

PLAYER PROFILES

OPPONENTS

SEASON IN REVIEW

HISTORY & RECORDS

Carolina Gamecocks

ANNUAL LEADERS

CAROLINA GAMECOCKS	Innings Pitched			Earned Run Average				Strikeouts				Strikeouts per 9 inn.				
	Year	Pitcher	No.	Year	Pitcher	IP	ERA	Year	Pitcher	No.	IP	Year	Pitcher	IP	SO	AVG.
STAFF	2011	Michael Roth	145.0	2011	Michael Roth (14-3)	145.0	1.06	2011	Michael Roth	112	145.0	2011	Matt Price	59.0	75	11.44
	2010	Blake Cooper	137.0	2010	Michael Roth (2-1)	40.1	1.34	2010	Blake Cooper	126	137.0	2010	Matt Price	55.2	83	13.41
	2009	Sam Dyson	102.0	2009	Jay Brown (3-0)	48.1	3.35	2009	Sam Dyson	94	102.0	2009	Parker Bangs	33.2	39	10.42
	2008	Blake Cooper	93.2	2008	Nick Godwin (7-3)	91.2	3.14	2008	Nick Godwin	82	91.2	2008	Nick Godwin	91.2	82	8.05
	2007	Harris Honeycutt	96.0	2007	Jeff Jeffords (6-1)	49.0	3.12	2007	Harris Honeycutt	105	96.0	2007	Curtis Johnson	42.2	54	11.39
	2006	Mike Cisco	88.2	2006	Harris Honeycutt (7-0)	67.2	3.33	2006	Mike Cisco	76	88.2	2006	Andrew Cruse	54.2	51	8.40
	2005	Zac McCamie	115.2	2005	Aaron Rawl (9-6)	115.1	3.20	2005	Zac McCamie	108	115.2	2005	Zac McCamie	115.2	108	8.40
	2004	Matt Campbell	124.0	2004	Chad Blackwell (4-3)	63.0	2.57	2004	Matt Campbell	145	124.0	2004	Billy Buckner	84.0	105	11.25
	2003	David Marchbanks	135.1	2003	David Marchbanks (15-3)	135.1	2.73	2003	Steven Bondurant	98	110.2	2003	Matt Campbell	82.2	82	8.90
	2002	Gary Bell	110.0	2002	Matt Campbell (4-2)	37.0	2.43	2002	Gary Bell	91	110.0	2002	Chris Spigner	79.2	91	10.29
PLAYER PROFILES	2001	Kip Bouknight	124.0	2001	Lee Gronkiewicz (2-1)	61.2	1.31	2001	Kip Bouknight	104	124.0	2001	Lee Gronkiewicz	61.2	77	11.24
	2000	Kip Bouknight	144.0	2000	Kip Bouknight (17-1)	144.0	2.81	2000	Kip Bouknight	143	144.0	2000	Kip Bouknight	144.0	143	8.90
	1999	Kip Bouknight	119.0	1999	Kip Bouknight (7-4)	119.0	3.86	1999	Kip Bouknight	124	119.0	1999	Scott Barber	44.1	51	10.35
	1998	Brett Jodie	106.0	1998	Patrick Sexton (3-2)	37.1	2.65	1998	Brett Jodie	113	106.0	1998	Brett Jodie	106.0	113	9.59
	1997	Brett Jodie	107.1	1997	Brett Jodie (8-4)	107.1	4.44	1997	Brett Jodie	84	107.1	1997	Brett Jodie	107.1	84	7.14
	1996	Jason Haynie	107.2	1996	Jason Haynie (7-6)	107.2	3.43	1996	Jason Haynie	86	107.2	1996	Brett Jodie	45.2	37	7.29
	1995	J.J. Pearsall	104.0	1995	Craig Ross (4-3)	42.1	2.34	1995	J.J. Pearsall	116	104.0	1995	J.J. Pearsall	104.0	116	10.04
	1994	Scott Pace	106.1	1994	Craig Ross (6-1)	62.2	1.87	1994	Scott Pace	83	106.1	1994	J.J. Pearsall	59.1	63	9.56
	1993	Rich Pratt	114.1	1993	Jason Haynie (8-2)	77.1	2.68	1993	Rich Pratt	107	114.1	1993	Jason Haynie	77.1	86	10.00
	1992	Jared Baker	106.1	1992	Rob Mosser (0-2)	36.2	1.72	1992	Jared Baker	114	106.1	1992	Rich Pratt	85.2	92	9.67
OPPONENTS	1991	Jared Baker	122.2	1991	Jared Baker (11-4)	122.2	3.15	1991	Jared Baker	151	122.2	1991	Jared Baker	122.3	151	11.08
	1990	Brian Williams	107.0	1990	Brian Beatson (1-3)	44.1	2.23	1990	Brian Williams	125	107.0	1990	Brian Williams	107.0	125	10.51
	1989	Brian Rountree	88.2	1989	Matt Threehouse (6-0)	74.2	3.13	1989	Brian Williams	96	73.2	1989	Brian Williams	73.1	96	11.78
	1988	Brian Rountree	123.2	1988	Brian Beatson (3-0)	38.0	2.13	1988	Brian Rountree	125	123.2	1988	Brian Williams	42.1	56	11.91
	1987	Rodney Richey	93.0	1987	Lee Whatley (3-2)	42.2	2.32	1987	Rodney Richey	89	93.0	1987	Roger Brainard	49.2	60	10.87
	1986	Casey Reed	92.2	1986	Lee Whatley (6-4)	48.0	2.81	1986	Rodney Richey	65	70.2	1986	Brian Currie	70.0	60	7.71
	1985	Mike Cook	141.0	1985	Mike Cook (16-2)	141.0	1.91	1985	Mike Cook	168	141.0	1985	Mike Cook	141.0	168	10.72
	1984	Mike Cook	91.0	1984	Rex Perozo (6-0)	49.0	3.12	1984	Mike Cook	81	91.0	1984	Mike Cook	91.0	81	8.01
	1983	Gary Parmenter	87.1	1983	Bo Taylor (4-1)	50.2	2.13	1983	Mike Cook	64	81.2	1983	Mike Cook	81.2	64	7.05
	1982	Joe Kucharski	112.0	1982	Mark Calvert (8-1)	68.0	2.78	1982	Joe Kucharski	92	112.0	1982	Dennis Lubert	94.0	83	7.95
SEASON IN REVIEW	1981	Dennis Lubert	117.2	1981	Don Gordon (8-3)	110.2	2.85	1981	Dennis Lubert	90	117.2	1981	Dennis Lubert	117.2	90	6.88
	1980	Bill Landrum	96.0	1980	Bobby Kish (4-2)	56.0	1.77	1980	Bill Landrum	67	96.0	1980	Dennis Lubert	62.0	55	7.98
	1979	Aaron Scott	105.0	1979	Jeff Twitty (5-2)	47.2	0.76	1979	Bret Baynham	61	86.0	1979	Jeff Twitty	47.2	50	9.44
	1978	Aaron Scott	90.1	1978	Bill Landrum (8-2)	81.0	2.78	1978	Bill Landrum	61	86.0	1978	Bill Landrum	81.0	76	8.44
	1977	Jim Lewis	149.0	1977	Randy Martz (14-0)	131.2	1.98	1977	Jim Lewis	145	149.0	1977	Jim Lewis	149.0	145	8.76
	1976	Tim Lewis	108.0	1976	Ed Lynch (9-1)	68.1	2.63	1976	Tim Lewis	113	108.0	1976	Tim Lewis	108.0	113	9.42
	1975	Earl Bass	148.0	1975	Earl Bass (17-1)	148.0	1.40	1975	Earl Bass	168	148.0	1975	Earl Bass	148.0	168	10.22
	1974	Earl Bass	106.0	1974	Earl Bass (12-1)	106.0	1.10	1974	Earl Bass	129	106.0	1974	Earl Bass	106.0	129	10.95
	1973	Alan Hilliard	76.2	1973	Bo Robinson (3-1)	55.2	1.63	1973	Greg Ward	74	74.0	1973	Tim Lewis	56.1	70	11.16
	1972	Larry Erbaugh	92.1	1972	Larry Erbaugh (6-5)	92.1	1.46	1972	Earl Bass	82	62.2	1972	Earl Bass	65.2	82	11.84
HISTORY & RECORDS	1971	Larry Erbaugh	75.2	1971	Alan Hilliard (2-3)	46.2	2.31	1971	Larry Erbaugh	60	75.2	1971	Alan Hilliard	46.2	49	9.45
	1970	Alan Hilliard	61.0	1970	George Beam (2-4)	46.2	1.53	1970	Alan Hilliard	51	61.0	1970	Alan Hilliard	54.0	53	8.83
	1969	Jimbo Smith	75.1	1969	Jimbo Smith (3-4)	75.1	2.16	1969	Jimbo Smith	52	75.1	1969	Jimbo Smith	75.1	52	6.21
	1968	Jimbo Smith	51.0	1968	Jimbo Smith (6-2)	51.0	1.41	1968	Joe Land/Jimbo Smith	47	49.2/51.0	1968	Joe Land	49.2	47	8.52
	1967	Bobby Bryant	87.0	1967	Bobby Bryant (6-2)	87.0	2.17	1967	Bobby Bryant	100	87.0	1967	Bobby Bryant	87.0	100	10.34
	1966	Bobby Bryant	76.0	1966	Loveard McMichael (3-5)	58.0	1.55	1966	Bobby Bryant	74	76.0	1966	Bobby Bryant	76.0	74	8.76
	1965	Loveard McMichael	72.2	1965	Loveard McMichael (6-2)	72.2	2.11	1965	Bobby Bryant	52	58.2	1965	Bobby Bryant	58.2	52	7.98
	1964	Loveard McMichael	78.2	1964	Loveard McMichael (7-3)	78.1	2.06	1964	John Coleman	41	66.2	1964	John Coleman	66.1	41	5.56
	1963	John Coleman	70.2	1963	John Jones (2-2)	46.0	1.57	1963	John Coleman	54	70.2	1963	John Coleman	70.2	54	6.88
	1962	John Coleman	66.0	1962	John Coleman (4-4)	66.0	6.66	1962	John Coleman	38	66.0	1962	John Coleman	55.0	38	5.18

Bold indicates SEC leader



ANNUAL LEADERS

CAROLINA GAMECOCKS

STAFF

PLAYER PROFILES

OPPONENTS

SEASON IN REVIEW

HISTORY & RECORDS

101

Bases on Balls

Year	Pitcher	No.	IP
2011	Michael Roth	41	145.0
2010	Blake Cooper	39	137.0
2009	Nolan Belcher	41	82.2
2008	Will Atwood	34	82.1
2007	Harris Honeycutt	45	96.0
2006	Wynn Pelzer	42	80.1
2005	Zac McCamie	37	115.2
2004	Matt Campbell	38	124.0
2003	Matt Campbell	47	82.2
2002	Gary Bell	46	110.0
2001	Kip Bouknight	53	124.0
2000	Peter Bauer	36	124.1
1999	Kip Bouknight	49	119.0
1998	Kip Bouknight	46	95.0
1997	Jason Pomar	47	71.1
1996	Brent Moore	50	64.2
1995	J.J. Pearsall	55	104.0
1994	Jason Haynie	56	92.0
1993	Jason Haynie	46	77.1
1992	Jared Baker	64	106.1
1991	Jared Baker	66	122.2
1990	Brian Williams	55	107.0
1989	Brian Williams	46	73.1
1988	Joe Cardwell	49	88.0
1987	Roger Brainard	27	49.2
1986	Dave Menhart	37	70.2
1985	Mike Cook	60	141.0
1984	Mike Cook	47	91.0
1983	Gary Parmenter	36	87.1
1982	Dennis Lubert	29	94.2
1981	Bret Baynham	37	98.2
1980	Bill Landrum	30	96.0
1979	Bret Baynham	29	86.0
1978	Aaron Scott	28	90.1
1977	Jim Lewis	44	149.0
1976	Tim Lewis	49	108.0
1975	Tim Lewis	37	94.0
1974	Tim Lewis	36	74.2
1973	Alan Hilliard	37	76.2
1972	George Beam	33	54.2
1971	George Beam	37	49.0
1970	Jimbo Smith	26	22.1
1969	Jimbo Smith	24	75.1
1968	Jimbo Smith	25	51.0
1967	Bobby Bryant	48	87.0
1966	Bobby Bryant	46	76.0
1965	Bobby Bryant	45	58.2
1964	John Coleman	45	66.1
1963	John Coleman	34	70.2
1962	John Coleman	45	66.0

Fewest Walks per 9 inn.

Year	Pitcher	IP	BB	Avg.
2011	Colby Holmes	85.1	21	2.22
2010	Sam Dyson	103.0	24	2.09
2009	Blake Cooper	86.0	29	3.03
2008	Mike Cisco	71.0	14	1.77
2007	Mike Cisco	86.2	18	1.87
2006	Will Atwood	49.1	10	1.82
2005	Aaron Rawl	115.1	23	1.79
2004	Aaron Rawl	122.0	17	1.25
2003	D. Marchbanks	135.1	25	1.67
2002	D. Marchbanks	99.1	26	2.36
2001	D. Marchbanks	57.0	15	2.37
2000	Scott Barber	106.1	20	1.69
1999	Randy Hadden	99.2	26	2.35
1998	Peter Bauer	67.2	22	2.93
1997	Brett Jodie	107.1	32	2.68
1996	Patrick Sexton	50.0	12	2.16
1995	Craig Ross	42.1	6	1.28
1994	Craig Ross	62.2	12	1.73
1993	Rich Pratt	114.1	24	1.88
1992	Rich Pratt	85.2	25	2.63
1991	Sean Hardwick	81.1	34	3.91
1990	Charlie Young	81.1	14	1.53
1989	Brian Rountree	88.2	33	3.35
1988	Brian Williams	42.1	13	2.76
1987	Lee Whatley	42.2	12	2.53
1986	Steve Boley	56.2	11	1.75
1985	Steve Boley	61.1	11	1.61
1984	Steve Boley	47.2	9	1.70
1983	Mark Calvert	65.2	23	3.15
1982	Don Gordon	102.0	19	1.68
1981	Don Gordon	110.2	16	1.30
1980	Bill Landrum	96.0	30	2.81
1979	Aaron Scott	105.0	26	2.22
1978	Bill Landrum	81.0	15	1.67
1977	Randy Martz	131.2	36	2.46
1976	Ed Lynch	68.2	22	2.90
1975	Earl Bass	148.0	34	2.06
1974	Allen Johnson	73.2	12	1.47
1973	Greg Ward	74.0	9	1.09
1972	Greg Ward	43.1	6	1.25
1971	Alan Hilliard	46.2	14	2.70
1970	Alan Hilliard	45.0	21	3.50
1969	Jimbo Smith	75.1	24	2.87
1968	Joe Land	49.2	21	3.81
1967	Billy Reitmeier	76.0	29	3.43
1966	Lov. McMichael	58.0	13	2.02
1965	Lov. McMichael	72.2	14	1.73
1964	Lov. McMichael	78.2	9	1.03
1963	John Jones	46.0	13	2.54
1962	George Epps	42.0	19	4.0

(Minimum - 40 IP)

Wins

Year	Pitcher	W-L
2011	Michael Roth	14-3
2010	Blake Cooper	13-2
2009	Blake Cooper/Sam Dyson	9-4/9-4
2008	Sam Dyson	8-0
2007	Harris Honeycutt	8-5
2006	Harris Honeycutt/Mike Cisco	7-0/7-5
2005	Zac McCamie/Aaron Rawl	9-4/9-6
2004	Aaron Rawl	13-4
2003	David Marchbanks	15-3
2002	Gary Bell	10-3
2001	Kip Bouknight/Gary Bell	10-4/10-5
2000	Kip Bouknight	17-1
1999	Kip Bouknight/Randy Hadden	7-4/7-4
1998	Kip Bouknight	11-3
1997	Brett Jodie	8-4
1996	Jason Haynie	7-6
1995	J.J. Pearsall	8-4
1994	Scott Pace	9-4
1993	Rich Pratt	11-3
1992	Matt Threehouse	11-4
1991	Jared Baker	11-4
1990	Brian Williams	8-4
1989	Brian Rountree/Matt Threehouse	6-7/6-0
1988	Joe Cardwell	10-3
1987	Rodney Richey	10-2
1986	B.Currie/D. Menhart/R. Richey	7-2/7-0/7-2
1985	Mike Cook	16-2
1984	Larry Price	9-3
1983	Gary Parmenter	10-1
1982	Joe Kucharski	11-3
1981	Dennis Lubert	12-2
1980	Bill Landrum	10-2
1979	Bret Baynham/Aaron Scott	6-1/6-5
1978	Bill Landrum	8-2
1977	Randy Martz	14-0
1976	Tim Lewis	10-3
1975	Earl Bass	17-1
1974	Earl Bass	12-1
1973	Alan Hilliard	8-1
1972	George Beam	6-2
1971	Larry Erbaugh	6-3
1970	Eddie Bolton	6-3
1969	Eddie Bolton/Jimbo Smith	3-5/3-4
1968	Jimbo Smith	6-6
1967	Bobby Bryant/Ronnie Evans	6-2/6-0
1966	Bobby Bryant	6-2
1965	Loveard McMichael	6-2
1964	Loveard McMichael	7-3
1963	John Coleman	3-5
1962	John Coleman	4-4

Bold indicates SEC leader

Saves

Year	Pitcher	No.
2011	Matt Price	20
2010	Matt Price	10
2009	Alex Farotto	7
2008	Brandon Todd	5
2007	Jeff Jeffords	6
2006	Wynn Pelzer	5
2005	Brent Marsh	11
2004	Chad Blackwell	20
2003	Aaron Rawl	6
2002	Blake Taylor	21
2001	Lee Gronkiewicz	19
2000	Scott Barber	15
1999	Jason Pomar	8
1998	Jason Pomar	9
1997	Tyler Speer	2
1996	Chad Hoshour	2
	Jason Pomar	2
1995	Craig Ross	5
1994	Craig Ross	9
1993	Rob Mosser	11
1992	Rob Mosser	11
1991	Rob Mosser	8
1990	Brian Beatson	12
1989	Brian Beatson	4
1988	Brian Beatson	12
1987	Lee Whatley	7
1986	Clint Sawyer	4
1985	Clint Sawyer	5
1984	Glenn Jenkins	6
1983	Mike Werner	5
1982	Jeb Babel	3
1981	Bobby Kish	7
1980	Bobby Kish	8
1979	Jeff Twitty	10
1978	Mark Kish	3
1977	Jim Lewis	2
	Scott Thomas	2
1976	Ed Lynch	1
1975	Mike Cromer	3
1974	Allen Johnson	8
1973	George Beam	2
	Allen Johnson	2
1972	Alan Hilliard	2
	Phil Houston	2

Bold indicates SEC leader

Carolina Gamecocks

	Batting and Fielding By Years															
	Year	G	AB	R	H	2B	3B	HR	RBI	SB	AVG	PO	A	E	DP	AVG
CAROLINA GAMECOCKS	2011	69	2320	419	681	136	18	46	380	41	.294	1859	747	69	81	.974
	2010	70	2444	499	734	132	14	97	463	53	.300	1901	726	66	62	.975
	2009	63	2216	479	687	133	11	109	452	45	.310	1671	619	61	30	.974
	2008	63	2190	443	655	103	7	110	419	33	.299	1696	671	56	49	.977
	2007	66	2346	520	705	126	11	113+	487	51	.301	1792	608	65	52	.974
	2006	66	2332	487	711	120	15	92	456	24	.305	1771	628	54	61	.978
STAFF	2005	64	2191	404	609	125	13	73	376	58	.278	1693	575	67	53	.97
	2004	70	2426	492	723	143	10	106	454	58	.298	1881	669	71	49	.973
	2003	67	2302	437	705	135	13	68	398	63	.306	1761	717	70	52	.973
	2002	75	2757	584	868	178	18	122	526	82	.315	2028	745	71	65	.975+
	2001	69	2352	484	673	131	8	110	445	82	.286	1838	693	79	41	.970
	2000	66	2320	537	694	140	21	105	487	76	.299	1778	717	91	60	.965
PLAYER PROFILES	1999	58	1960	404	588	126	10	58	360	143	.300	1546	613	77	45	.966
	1998	62	2183	520	680	130	17	122	473	109	.311	1660	615	72	52	.969
	1997	57	2124	605	725	125	18	94	535	103	.341	1503	636	91	56	.959
	1996	53	1879	372	533	113	4	54	329	89	.284	1404	638	124	53	.943
	1995	57	1930	338	504	117	7	42	297	55	.261	1499	608	98	47	.956
	1994	58	2021	379	550	80	14	36	325	102	.272	1586	670	97	58	.959
OPPONENTS	1993	60	2021	433	607	107	13	51	388	141	.300	1557	601	100	42	.956
	1992	64	2213	531	700	148	18	83	485	78	.316	1637	599	107	48	.954
	1991	62	2097	432	604	107	12	57	381	94	.288	1578	640	98	48	.958
	1990	58	1935	339	556	88	9	42	299	60	.287	1495	585	99	46	.955
	1989	57	1966	413	606	98	10	51	358	88	.308	1416	542	83	41	.960
	1988	64	2222	439	678	112	9	66	379	102	.305	1638	592	109	49	.953
SEASON IN REVIEW	1987	53	1845	451	584	114	11	82	396	91	.317	1365	537	103	37	.949
	1986	66	2273	518	666	129	14	127+	472	51	.293	1701	700	108	65	.957
	1985	69	2428	629	773	149	10	144*	570	41	.318	1768	775	103	68	.961
	1984	59	2058	386	607	112	8	53	344	72	.295	1560	706	93	59	.961
	1983	48	1679	363	512	93	4	57	317	78	.305	1262	536	66	38	.965
	1982	58	1994	449	586	92	11	61	382	100	.294	1538	648	101	53	.955
HISTORY & RECORDS	1981	61	2150	532	679	133	8	83	470	137	.316	1642	736	124	45	.950
	1980	50	1697	388	522	99	13	50	333	121	.308	1290	551	67	46	.965
	1979	47	1575	286	407	64	5	44	242	116	.258	1282	637	63	37	.968
	1978	45	1543	322	427	74	13	45	285	83	.277	1193	564	67	38	.963
	1977	56	1913	365	541	78	13	65	308	108	.283	1487	610	84	44	.961
	1976	52	1767	396	511	75	16	69	342	218	.289	1345	545	69	34	.965
	1975	58	1949	389	579	84	18	57	334	142	.297	1509	579	54	39	.975
	1974	56	1798	336	493	90	10	57	284	152	.274	1416	519	69	36	.966
	1973	42	1380	197	348	45	6	20	151	100	.252	1092	444	59	23	.963
	1972	41	1310	178	345	56	7	22	142	86	.263	1059	468	78	25	.951
	1971	32	1060	158	256	45	3	26	133	66	.242	840	375	55	27	.957
	1970	34	1087	117	250	31	5	12	95	59	.230	857	333	72	26	.943
	1969	34	1088	111	259	37	8	14	85	29	.238	843	337	63	23	.948
	1968	25	779	93	192	35	2	5	76	33	.246	624	252	30	22	.967
	1967	29	1023	150	286	43	10	9	129	27	.280	793	361	46	28	.962
	1966	23	758	124	189	23	5	10	95	25	.249	618	280	51	21	.946
	1965	28	891	107	203	38	4	5	87	26	.228	713	319	50	23	.955
	1964	27	882	126	216	26	7	6	103	28	.245	685	335	61	20	.944
	1963	21	713	86	169	19	6	3	68	12	.237	—	—	—	—	—
	1962	20	664	105	172	24	7	4	77	21	.259	—	—	—	—	—

+ — Led nation. * — Second in nation



2012 Baseball

Pitching By Years

Year	G	IP	H	R	ER	SO	BB	W	L	PCT	ERA
2011	69	619.2	511	212	169	536	228	55	14	.797	2.45
2010	70	633.2	527	285	243	625	220	54	16	.771	3.45
2009	63	557.0	553	349	314	500	268	40	23	.635	5.07
2008	63	565.1	562	309	274	499	212	40	23	.635	4.36
2007	66	597.1	553	304	261	606	250	46	20	.697	3.93
2006	66	590.1	583	343	302	534	241	41	25	.621	4.60
2005	64	564.1	543	274	237	491	189	41	23	.641	3.78
2004	70	627.0	571	270	237	660	150	53	17	.757	3.40
2003	67	587.0	575	268	233	478	194	45	22	.672	3.57
2002	75	676.0	686	371	320	587	296	57	18	.760	4.26
2001	69	612.2	555	273	234	545	285	49	20	.710	3.44
2000	66	592.2	538	276	231	530	220	56	10	.848	3.51
1999	58	515.1	545	313	268	501	213	35	23	.603	4.68
1998	62	553.1	582	360	307	509	237	44	18	.710	4.99
1997	57	501.0	610	425	345	406	255	33	24	.579	6.20
1996	53	468.0	579	402	308	335	249	25	28	.472	5.92
1995	57	499.2	502	335	270	476	246	32	25	.561	4.86
1994	58	528.2	516	302	249	420	275	35	23	.603	4.24
1993	60	519.0	477	270	201	500	222	39	20	.658*	3.49
1992	64	545.2	575	323	252	549	260	42	22	.656	4.16
1991	62	526.0	515	317	256	479	260	40	22	.645	4.38
1990	58	498.2	481	295	239	418	227	33	25	.569	4.31
1989	57	487.0	460	296	243	412	275	34	23	.596	4.49
1988	64	546.0	530	334	262	475	235	43	21	.672	4.32
1987	53	455.0	464	294	231	392	196	39	14	.736	4.57
1986	66	567.0	557	325	265	388	227	43	23	.652	4.21
1985	69	589.1	634	371	282	471	280	47	22	.681	4.31
1984	59	520.0	525	281	227	332	233	41	18	.695	3.93
1983	48	420.2	353	205	164	302	188	35	13	.729	3.51
1982	58	512.2	482	244	187	407	187	45	13	.776	3.28
1981	61	547.1	575	298	218	383	198	46	15	.754	3.58
1980	50	430.0	374	170	130	307	170	39	11	.780	2.72
1979	47	427.1	403	167	140	288	137	31	16	.660	2.95
1978	45	397.2	377	176	144	285	150	31	14	.689	3.26
1977	56	495.2	403	183	144	420	200	43	12	.777*	2.61
1976	52	448.1	401	226	117	389	209	38	14	.731	3.55
1975	58	503.0	337	139	112	465	176	51	6	.888*	2.00
1974	56	472.0	333	120	84	473+	153	48	8	.857	1.60
1973	42	364.0	278	139	105	327	135	26	15	.631*	2.60
1972	41	353.0	267	125	79	314	112	25	16	.610	2.01
1971	32	280.0	239	120	89	234	129	19	13	.597	2.86
1970	34	285.2	254	157	105	215	139	14	20	.412	3.31
1969	34	281.0	260	148	100	207	136	12	21	.368*	3.20
1968	25	208.0	173	95	79	175	104	14	11	.570	3.42
1967	29	265.1	197	97	76	244	125	21	8	.724	2.58
1966	23	206.0	151	79	48	148	91	15	8	.652	2.09
1965	28	237.1	227	114	82	153	101	16	12	.571	3.10
1964	27	228.1	219	99	70	108	51	15	12	.556	2.76
1963	21	180.0	192	136	73	109	76	7	14	.333	3.65
1962	20	168.2	189	141	106	92	105	9	11	.450	5.67

* — One tie game. + — Led nation.

CAROLINA GAMECOCKS

STAFF

PLAYER PROFILES

OPPONENTS

SEASON IN REVIEW

HISTORY & RECORDS

103



Carolina Gamecocks

YEAR-BY-YEAR STATISTICS

2011 Statistics

Player	AVG	G	AB	R	H	2B	3B	HR	RBI	SLG	BB	SO	SB
Walker, C.	.358	69	271	64	97	21	1	10	62	.554	36	30	4
Wingo, S.	.338	69	240	47	81	8	1	4	31	.429	44	36	7
Thomas, B.	.316	63	231	32	73	10	3	4	43	.437	23	46	1
Marzilli, E.	.291	65	220	39	64	14	2	3	31	.414	25	63	6
Beary, R.	.289	65	211	31	61	14	1	3	35	.408	12	26	4
Morales, A.	.281	68	249	44	70	16	0	3	40	.382	30	35	7
Mooney, P.	.280	69	254	45	71	15	1	4	37	.394	44	31	3
Williams, J.	.268	62	209	29	56	10	6	2	38	.402	21	29	1
Matthews, A.	.264	34	110	26	29	4	2	2	14	.391	16	22	4
Bradley, J.	.247	42	162	32	40	10	1	6	27	.432	22	38	2
(less than 100 at-bats)													
Watson, J.	.500	10	4	1	2	1	0	0	3	.750	1	1	1
Rosenberg, D.	.500	2	0	1	0	0	0	0	1	.500	0	0	0
Brodzinski, G.	.333	10	12	3	4	0	0	0	2	.333	0	1	0
Neff, S.	.254	23	71	11	18	7	0	5	7	.363	2	20	0
Payne, E.	.250	9	8	2	2	1	0	0	0	.375	0	2	0
Roth, M.	.200	11	15	3	3	1	0	0	4	.267	4	5	0
Anderson, D.	.191	21	47	10	9	4	0	0	5	.277	6	14	1
Harrington, P.	.000	3	3	0	0	0	0	0	0	.000	2	2	0
Price, M.	.000	1	0	0	0	0	0	0	0	.000	0	0	0
Totals	.294	69	2320	419	681	136	18	46	380	.427	288	402	41
Opponents	.227	69	2250	212	511	70	4	28	192	.299	228	536	38

Player	ERA	W-L	APP	GS	CG	SV	IP	H	R	ER	BB	SO	WP
Roth, M.	1.06	14-3	21	20	1	0	145.0	108	36	17	41	112	9
Taylor, J.	1.14	8-1	50	0	0	0	71.1	45	12	9	28	63	2
Mata, J.	1.76	3-0	23	0	0	1	30.2	30	7	6	13	16	0
Price, M.	1.83	7-3	36	0	0	20	59.0	44	12	12	20	75	2
Neff, S.	2.45	3-1	12	7	0	0	36.2	29	11	10	10	29	3
Koumas, F.	2.96	6-1	19	12	0	0	73.0	59	28	24	29	63	2
Webb, T.	3.00	3-1	22	5	0	0	36.0	34	19	12	17	28	2
Holmes, C.	3.69	7-3	18	13	0	0	85.1	76	38	35	21	77	4
Westmoreland, A.	5.77	1-1	11	9	0	0	34.1	41	23	22	18	26	2
(less than 25.0 IP)													
Burrell, A.	0.00	0-0	2	0	0	0	0.1	1	0	0	0	0	0
Sullivan, P.	1.35	2-0	10	2	0	1	20.0	14	5	3	9	21	1
Harper, B.	5.40	1-0	22	1	0	1	18.1	17	12	11	17	18	5
Casey, W.	6.75	0-0	3	0	0	0	2.2	1	2	2	3	3	0
Munson, L.	7.71	0-0	11	0	0	0	7.0	12	7	6	2	5	1
Totals	2.45	55-14	69	69	1	23	619.2	511	212	169	228	536	33
Opponents	5.55	14-55	69	69	5	8	590.1	681	419	364	288	402	46

2010 Statistics

Player	AVG	G	AB	R	H	2B	3B	HR	RBI	SLG	BB	SO	SB
Bradley, J.	.368	67	242	56	89	12	1	13	60	.587	41	37	7
Thomas, B.	.331	47	139	37	46	13	1	8	30	.612	14	33	3
Walker, C.	.327	61	226	35	74	12	2	9	51	.518	18	18	2
Merrifield, W.	.321	70	296	72	95	12	1	13	42	.500	30	36	12
Matthews, A.	.307	64	189	30	58	12	2	7	31	.503	25	42	7
Jones, J.	.300	47	110	21	33	7	0	8	29	.582	22	14	0
Enders, K.	.281	61	185	26	52	9	1	3	32	.389	21	35	2
Morales, A.	.273	68	245	50	67	15	0	9	56	.445	18	32	5
Ebert, N.	.272	45	125	27	34	7	1	7	31	.512	26	30	0
Haney, B.	.263	64	217	30	57	8	1	3	24	.350	14	38	1
Wingo, S.	.247	70	198	52	49	8	9	31	.455	.37	48	2	1
(less than 100 at-bats)													
Marzilli, E.	.385	63	91	30	35	8	0	3	12	.571	17	20	8
Royal, R.	.333	2	3	1	1	0	0	0	1	.333	0	2	0
Beary, R.	.276	44	98	18	27	3	1	1	14	.357	4	21	3
Bangs, P.	.267	28	60	10	16	6	0	3	18	.517	9	19	1
Roth, M.	.111	9	9	2	1	0	0	1	1	.444	1	3	0
Celek, B.	.000	8	2	0	0	0	0	0	0	.000	1	4	0
Ashmore, A.	.000	5	3	0	0	0	0	0	0	.000	0	2	0
Neff, S.	.000	1	0	0	0	0	0	0	0	.000	0	0	0
Totals	.300	70	2444	499	734	132	14	97	463	.485	298	434	53
Opponents	.226	70	2329	285	527	70	6	61	258	.340	220	625	43

Player	ERA	W-L	APP	GS	CG	SV	IP	H	R	ER	BB	SO	WP
Roth, M.	1.34	2-1	37	2	1	3	40.1	27	8	6	10	35	0
Price, M.	2.26	5-1	31	0	0	10	55.2	37	165	14	19	83	0
Mata, J.	2.40	7-1	33	0	0	0	45.0	35	15	12	10	37	1
Belcher, N.	2.43	3-1	11	6	0	0	29.2	18	10	8	18	32	5
Cooper, B.	2.76	13-2	20	20	1	0	137.0	111	52	42	39	126	1
Taylor, J.	3.38	3-2	28	0	0	1	29.1	27	14	11	5	17	0
Webb, T.	3.96	3-2	17	7	0	0	36.1	29	17	16	13	36	0
Dyson, S.	4.25	6-5	18	18	3	0	103.0	98	55	49	24	101	5
Brown, J.	4.44	3-0	17	9	0	0	50.2	46	30	25	21	34	1
Holmes, C.	5.33	2-0	11	6	0	0	27.0	29	18	16	16	27	2
Carter, E.	5.46	3-0	24	0	0	2	28.0	25	18	17	9	30	0
(less than 25.0 IP)													
Propst, J.	0.00	0-0	2	0	0	0	1.0	1	0	0	0	2	0
Sullivan, P.	1.50	0-0	7	0	0	0	6.0	7	4	1	4	7	2
Neff, S.	4.11	2-1	17	1	0	0	15.1	16	8	7	8	16	1
Revan, J.	4.85	1-0	9	1	0	0	13.0	8	8	7	13	20	1
Bangs, P.	5.27	1-0	14	0	0	0	13.2	7	8	8	9	21	1
Burrell, A.	13.50	0-0	2	0	0	0	2.2	6	4	2	2	1	0
Totals	3.45	54-16	70	70	5	16	633.2	527	285	243	220	625	20
Opponents	6.16	16-54	70	70	1	9	610.1	734	499	418	298	434	61

2009 Statistics

Player	AVG	G	AB	R	H	2B	3B	HR	RBI	SLG	BB	SO	SB
Mack, D.	.361	63	255	57	92	14	3	14	60	.604	38	56	7
Bradley, J.	.349	63	255	69	89	11	2	11	46	.537	34	31	8
Merrifield, W.	.340	63	268	67	91	16	3	11	49	.545	23	36	15
Bangs, P.	.328	40	119	19	39	12	0	5	36	.555	11	33	0
Dalles, J.	.324	55	185	39	60	7	0	15	47	.605	26	44	0
Ebert, N.	.321	63	209	60	67	13	0	23	72	.713	53	52	3
Crisp, A.	.313	63	262	39	82	23	0	10	53	.515	8	35	4
Haney, B.	.291	63	227	45	66	14	1	4	30	.291	19	47	1
Wingo, S.	.196	61	153	27	30	5	1	5	17	.340	17	40	3
(less than 100 at-bats)													
Rihn, C.	.321	28	28	10	9	1	0	1	5	.464	3	8	0
Matthews, A.	.290	36	69	19	20	3	1	5	11	.580	9	17	4
Enders, K.	.261	37	69	12	18	5	0	3	9	.464	9	14	0
Jones, J.	.228	40	79	9	18	7	0	1	12	.354	10	10	0
Thomas, B.	.174	21	23	4	4	1	0	1	3	.348	5	8	0
Roth, M.	.154	13	13	1	2	1	0	0	2	.231	0	8	0
Barbaro, J.	.000	5	2	2	0	0	0	0	0	.000	2	1	0
Totals	.310	63	2216	479	687	133	11	109	452	.528	267	440	45
Opponents	.260	63	2126	349	553	72	6	69	325	.397	268	500	53

Player	ERA	W-L	APP	GS	CG	SV	IP	H	R	ER	BB	SO	WP
Brown, J.	3.35	3-0	12	8	0	0	48.1	48	23	18	23	35	2
Roth, M.	4.22	1-1	16	2	0	0	32.0	31	18	15	13	28	1
Westmoreland	4.24	4-2	13	6	0	0	46.2	40	29	22	32	46	5
Cooper, B.	4.50	9-4	17	16	3	0	86.0	100	45	43	29	65	2
Farotto, A.	4.96	4-2	20	0	0	7	32.2	25	18	18	25	37	1
Dyson, S.	5.21	9-4	16	15	2	0	102.0	92	64	59	37	94	3
Belcher, N.	5.33	4-5	16	13	1	0	82.2	81	52	49	41	76	4
Johnson, C.	5.68	2-1	20	0	0	0	31.2	28	20	12	12	29	4
Bangs, P.	5.88	3-2	15	1	0	0	33.2	37	27	22	20	39	0
(less than 25.0 IP)													
Neff, S.	0.00	0-0	4	0	0	0	5.0	3	0	0	3	4	0
Price, M.	4.05	1-0	7	1	0	0	20.0	16	9	9	10	15	2
Miller, B.	4.91	0-0	6	0	0	0	7.1	9	6	4	6	7	1
Costner, J.	5.40	0-0	2	0	0	0	1.2	2	1	1	1	0	1
Casey, W.	6.75	0-1	6	1	0	0	9.1	8	9	7	5	4	2
Propst, J.	10.12	0-0	5	0	0	0	5.1	7	7	6	6	8	2
Medlin, G.	12.15	0-0	10	0	0	1	6.2	13	9	9	4	6	2
Hopper, J.	13.50	0-0	6	0	0	0	5.1	10	8	8	1	7	0
Rawls, J.	54.00	0-0	1	0	0	0	0.2	3	4	4	0	0	0
Totals	5.07	40-23	63	63	6	8	557.0	553	349	314	268	500	25
Opponents	7.02	23-40	63	63	0	13	541.0	687	479	422	267	440	29

YEAR-BY-YEAR STATISTICS

2007 Statistics

Player	AVG	G	AB	R	H	2B	3B	HR	RBI	SLG	BB	SO	SB
Darnell, J.	.331	64	239	61	79	7	2	19	63	.615	51	35	4
Disher, P.	.328	64	235	40	77	16	1	15	63	.596	31	70	0
Jones, T.	.318	66	261	68	83	14	2	18	68	.594	28	46	13
Kline, T.	.317	63	227	48	72	19	1	6	42	.489	37	36	4
Smoak, J.	.315	66	260	64	82	16	0	22	72	.631	54	40	0
Lail, H.	.291	50	172	46	50	9	2	4	25	.436	24	30	10
Crisp, A.	.283	64	226	44	64	3	0	8	28	.403	12	40	3
Havens, R.	.274	65	234	38	64	12	0	5	43	.389	21	42	3
Hurst, C.	.265	50	117	33	31	6	0	1	14	.342	17	31	9
Crisp, Adam	.500	12	8	3	4	0	0	1	2	.875	0	2	0
Enders, K.	.417	22	12	3	5	1	0	0	3	.500	2	1	0
Chisenhall, L.	.313	19	80	16	25	5	2	1	13	.463	6	6	0
Martin, D.	.279	27	43	8	12	3	0	3	9	.558	7	15	0
Reinhold, S.	.275	57	80	22	22	6	0	1	9	.388	7	15	5
Grinestaff, R.	.259	38	54	8	14	4	0	3	15	.500	11	15	0
Mack, D.	.250	7	4	1	1	0	0	0	1	.250	0	0	0
Willard, J.	.213	42	94	17	20	5	1	6	17	.479	3	29	0

Player	ERA	W-L	APP	GS	CG	SV	IP	H	R	ER	BB	SO	WP
Jeffords, J.	3.12	6-1	24	0	0	6	49.0	31	19	17	21	60	1
Johnson, C.	3.38	1-3	31	0	0	3	42.2	31	21	16	17	54	0
Honeycutt, H.	3.47	8-5	17	16	0	1	96.0	81	44	37	45	105	5
Hemp, A.	3.58	7-3	13	13	0	0	65.1	56	31	26	32	64	5
Cisco, M.	3.84	6-2	16	14	0	0	86.2	88	44	37	18	74	7
Farotto, A.	4.06	1-0	18	0	0	0	31.0	26	14	14	14	45	7
Cooper, B.	4.48	7-2	17	11	0	0	60.1	65	32	30	23	44	3
Atwood, W.	4.91	2-2	25	3	0	1	55.0	64	35	30	19	41	4
Pelzer, W.	5.22	2-2	25	1	0	1	39.2	42	26	23	18	47	5
Fuller, N.	0.00	0-0	6	0	0	0	5.0	0	0	0	7	7	1
Costner, J.	0.73	3-0	10	0	0	0	12.1	9	5	1	3	10	0
Thomas, C.	2.45	0-0	5	0	0	0	7.1	8	5	2	2	10	1
Beverly, F.	4.50	1-0	4	1	0	0	8.0	10	4	4	4	6	0
Brown, J.	4.66	2-0	4	4	0	0	19.1	19	10	10	6	20	4
Wideberg, S.	6.97	0-0	9	2	0	0	10.1	12	8	8	15	14	1
Godwin, N.	7.71	0-0	4	0	0	0	4.2	7	4	4	4	3	1

2006 Statistics

Player	AVG	G	AB	R	H	2B	3B	HR	RBI	SLG	BB	SO	SB
Campbell, M.	.364	55	209	52	76	13	3	4	49	.512	25	13	5
Brown, C.	.358	44	137	41	49	10	1	5	19	.555	18	13	2
Giesler, N.	.352	63	250	48	88	9	0	4	39	.436	27	27	1
Kline, T.	.336	53	149	27	50	5	4	4	22	.503	6	21	0
Crisp, A.	.328	54	174	31	57	11	0	7	22	.511	7	17	3
Smoak, J.	.303	66	244	61	74	18	0	17	63	.586	40	39	1
Grinestaff, R.	.297	60	202	51	60	8	1	17	58	.599	31	53	1
Hurst, C.	.292	62	212	40	62	10	3	4	38	.425	27	28	5
Havens, R.	.259	65	239	40	62	12	1	4	40	.368	30	37	0
Darnell, J.	.239	51	113	20	27	4	0	3	18	.354	12	21	2
Paxton, I.	.319	37	94	15	30	7	0	5	17	.553	6	16	0
Willard, J.	.304	24	46	10	14	0	0	7	18	.761	4	18	0
Martin, D.	.276	36	76	9	21	7	0	3	28	.487	5	23	0
Disher, P.	.262	28	65	14	17	3	0	6	17	.585	2	24	1
Ratlidge, J.	.214	10	14	5	3	0	0	0	3	.214	0	1	0
Stanley, M.	.211	48	95	20	20	3	1	2	5	.326	15	24	3
Lail, H.	.100	7	10	1	1	0	1	0	0	.300	1	1	0
Reinhold, S.	.000	11	3	2	0	0	0	0	0	.000	0	1	0

Player	ERA	W-L	APP	GS	CG	SV	IP	H	R	ER	BB	K	WP
Hemp, A.	2.65	2-1	7	7	0	0	34.0	22	12	10	11	47	5
Honeycutt, H.	3.33	7-0	16	11	0	0	67.2	62	30	25	32	65	5
Cruse, A.	3.79	4-3	20	2	0	0	54.2	57	31	23	21	51	5
Cisco, M.	3.96	7-5	18	14	1	0	88.2	78	43	39	23	76	5
Pelzer, W.	4.15	5-5	20	8	2	5	80.1	66	38	37	42	66	3
Lalor, C.	4.32	0-1	19	0	0	0	25.0	26	14	12	16	24	3
Atwood, W.	5.47	4-2	14	8	0	0	49.1	58	31	30	10	29	2
Beverly, F.	5.60	6-3	17	13	0	0	62.2	72	49	39	24	55	6
Lambert, A.	6.75	2-2	14	2	0	0	25.1	35	19	19	11	25	5
Taylor, D.	0.00	0-0	1	0	0	0	1.0	1	0	0	0	0	0
Gregory, J.	0.00	0-0	2	0	0	0	0.2	0	0	0	2	0	0
Todd, B.	4.63	0-0	10	0	0	0	11.2	15	8	6	5	9	3
Valdes-Fauli	4.76	1-0	12	0	0	3	11.1	9	6	6	4	7	3
Jeffords, J.	5.79	0-1	18	1	0	0	23.1	26	19	15	15	17	0
Luczak, D.	5.79	2-0	9	0	0	0	14.0	9	9	9	9	14	4
Brown, K.	6.00	0-1	10	0	0	0	9.0	9	6	6	4	10	1
Tucker, C.	7.13	0-1	20	0	0	0	17.2	18	15	14	4	25	3
Disher, P.	9.00	0-0	2	0	0	0	2.0	3	2	2	0	1	0

2005 Statistics

Player	AVG	G	AB	R	H	2B	3B	HR	RBI	SLG	BB	SO	SB
Pearce, S.	.358	58	229	50	82	16	0	21	63	.703	23	23	2
Campbell, M.	.315	64	251	56	79	16	5	8	42	.514	20	34	8
Willard, J.	.315	55	178	23	56	11	2	6	30	.500	16	44	0
Gregg, D.	.301	62	193	38	58	9	2	1	19	.383	9	43	13
Tolleson, S.	.296	64	243	53	72	14	2	6	46	.444	36	41	20
Brown, C.	.274	59	197	33	54	9	1	4	34	.391	25	27	4
Giesler, N.	.254	45	138	21	35	5	1	6	24	.435	6	23	2
King, T.	.248	51	109	16	27	8	0	2	13	.376	5	13	0
Winn, B.	.225	52	187	28	42	11	0	12	37	.476	17	78	1

(less than 100 at-bats)

Player	AVG	G	AB	R	H	2B	3B	HR	RBI	SLG	BB	SO	SB
Crisp, A.	.500	6	8	4	4	2	0	0	4	.750	0	0	0
Stanley, M.	.311	31	61	17	19	5	0	0	7	.393	11	11	1
Friddle, J.	.257	40	74	21	19	3	0	0	8	.297	11	16	6
Mahoney, R.	.228	47	92	10	21	6	0	2	14	.359	14	29	0
Paxton, I.	.200	47	95	15	19	5	0	2	11	.316	0	14	0
Disher, P.	.182	28	44	3	8	2	0	2	11	.364	3	14	0
Vanderhook, S.	.181	30	72	8	13	2	0	1	13	.250	7	13	0
Reinhold, S.	.067	33	15	7	1	1	0	0	0	.133	2	5	1
Warner, C.	.000	5	1	0	0	0	0	0	0	.000	0	1	0
Totals	.278	64	2191	404	609	125	13	73	376	.447	204	429	58
Opponents	.255	64	2131	274	543	88	9	47	247	.371	189	491	51

Player	ERA	W-L	APP	GS	CG	SV	IP	H	R	ER	BB	SO	WP
Hemp, A.	2.63	2-1	11	6	0	0	27.1	19	9	8	22	18	2
Marsh, B.	2.87	4-3	28	0	0	11	31.1	30	16	10	10	32	1
Rawl, A.	3.20	9-6	18	18	1	0	115.1	121	53	42	23	94	6
McCamie, Z.	3.50	9-4	18	17	1	0	115.2	103	49	45	37	108	6
Cruse, A.	3.54	3-1	14	1	0	1	28.0	29	16	11	7	21	1
Jeffords, J.	3.58	1-0	17	1	0	0	27.2	21	14	11	13	26	4
Fletcher, J.	4.14	5-5	18	7	0	2	63.0	63	30	29	21	49	5
Pelzer, W.	4.34	1-2	18	4	0	0	29.0	26	15	14	13	26	2
Lambert, A.	4.94	4-0	15	2	0	0	31.0	29	17	17	10	26	2
Lalor, C.	5.33	1-0	14	2	0	1	27.0	33	17	16	5	27	2

(less than 25.0 IP)

McDonald, J.	0.00	0-0	5	0	0	0	5.0	3	0	0	2	3	2
Thomas, C.	0.00	0-0	4	0	0	0	2.1	1	0	0	2	2	0
Honeycutt, H.	2.45	0-0	4	0	0	0	7.1	6	2	2	7	7	0
Gregory, J.	3.68	0-0	8	0	0	0	7.1	8	4	3	2	9	2
Beverly, F.	4.50	1-0	16	2	0	0	24.0	24	13	12	7	25	2
White, B.	5.40	0-0	7	0	0	0	3.1	0	2	2	3	5	0
Donald, C.	7.23	1-1	9	4	0	0	18.2	24	16	15	5	12	5
McCarty, T.	9.00	0-0	2	0	0	0	1.0	3	1	1	0	1	0
Totals	3.78	41-23	64	64	2	15	564.1	543	274	237	189	491	42
Opponents	5.54	23-41	64	64	6	11	549.0	609	404	338	205	429	39

Carolina Gamecocks

YEAR-BY-YEAR STATISTICS

2003 Statistics

Player	AVG	G	AB	R	H	2B	3B	HR	RBI	SLG	BB	SO	SB
Buscher, B.	.393	67	270	55	106	19	2	15	66	.644	24	32	5
Harris, J.	.355	66	276	57	98	14	1	4	33	.457	5	15	6
Powell, L.	.339	67	245	46	83	23	0	10	61	.555	46	48	3
Melillo, K.	.317	65	227	59	72	16	0	12	43	.546	41	54	6
Coutlangus, J.	.317	67	224	47	71	10	2	3	24	.420	28	48	14
Triplett, B.	.311	65	235	39	73	14	1	7	47	.468	23	29	7
Tolleson, S.	.302	55	139	23	42	9	1	3	19	.446	13	30	3
Campbell, M.	.271	66	221	38	60	11	3	5	32	.416	19	39	6
Riddle, M.	.262	32	65	10	17	5	1	0	12	.369	3	17	1
Gardiner, N.	.253	38	79	12	20	2	2	0	11	.329	4	12	1
Parks, H.	.226	37	84	12	19	6	0	3	15	.405	10	18	0
McDaniel, T.	.218	36	78	15	17	2	0	3	12	.359	19	28	1
Smith, D.	.192	32	52	1	10	1	0	1	5	.269	4	17	0
Greenwood, J.	.190	18	21	3	4	1	0	2	6	.524	2	13	0
Cafe, S.	.176	10	17	4	3	0	0	0	3	.176	4	5	0
Stanley, M.	.167	16	6	2	1	0	0	0	1	.167	0	2	3
Seaton, T.	.161	60	56	11	9	2	0	0	7	.196	7	13	4
Mahoney, R.	.000	5	5	0	0	0	0	0	1	.000	1	0	0
Gregg, D.	.000	15	1	3	0	0	0	0	0	.000	0	1	3
Gregory, J.	.000	1	1	0	0	0	0	0	0	.000	0	1	0

Player	ERA	W-L	APP	GS	CG	SV	IP	H	R	ER	BB	SO	WP
Marchbanks	2.73	15-3	21	19	3	0	135.1	148	49	41	25	97	4
Lalor, C.	2.90	5-0	12	8	0	0	40.1	40	15	13	8	31	2
Hernandez, C.	3.32	5-5	25	5	3	2	84.0	76	35	31	27	52	0
Campbell, M.	3.48	6-4	21	13	0	2	82.2	68	38	32	47	82	10
Rawl, A.	3.84	6-3	21	3	1	6	61.0	50	28	26	24	54	6
Bondurant, S.	4.23	7-3	21	17	1	0	110.2	119	58	52	32	98	8
(less than 25.0 IP)													
White, B.	0.00	0-0	2	0	0	0	2.0	1	0	0	2	3	0
Gregory, J.	0.00	0-0	1	0	0	0	0.1	0	0	0	0	0	0
Seaton, T.	0.00	0-0	1	0	0	0	0.1	0	0	0	0	1	0
Broome, S.	1.59	1-0	4	0	0	0	5.2	5	1	1	4	7	0
Bravo, R.	3.52	0-0	7	0	0	0	7.2	8	3	3	1	5	2
Donald, C.	4.43	0-1	17	1	0	1	22.1	16	14	11	10	20	2
Beverly, F.	4.91	0-2	6	1	0	0	14.2	13	10	8	9	10	4
Reeves, Z.	6.75	0-1	15	0	0	0	20.0	31	17	15	5	18	3

2002 Statistics

Player	AVG	G	AB	R	H	2B	3B	HR	RBI	SLG	BB	SO	SB
Peters, Y.	.377	72	281	81	106	22	0	29	95	.765	46	37	6
Meyer, D.	.359	75	334	87	120	23	5	6	40	.512	28	57	39
Thomas, S.	.355	75	296	72	105	26	1	13	70	.581	29	28	5
Buscher, B.	.323	75	294	56	95	20	6	14	64	.575	25	32	1
Gonce, G.	.305	73	279	47	85	14	1	16	55	.534	22	56	0
Harris, J.	.295	74	302	49	89	18	2	5	35	.417	14	31	11
Powell, L.	.292	74	274	49	80	17	0	12	53	.485	25	59	2
Melillo, K.	.280	58	157	36	44	12	0	3	15	.414	24	20	4
Dyson, T.	.268	75	284	51	76	15	0	18	63	.511	27	37	2
Tolman, A.	.500	4	2	0	1	0	0	0	0	.500	1	1	0
Riddle, M.	.375	9	8	1	3	0	0	1	3	.750	0	1	0
Bell, G.	.333	29	39	6	13	3	0	2	11	.564	6	8	0
Seaton, T.	.333	52	15	8	5	0	0	0	0	.333	2	4	3
Greenwood, J.	.316	20	19	5	6	3	0	0	2	.474	4	6	1
Coutlangus, J.	.260	51	131	28	34	4	3	1	11	.359	12	27	8
Smith, D.	.200	21	20	3	4	1	0	2	9	.550	4	6	0
Pope, K.	.167	9	6	2	1	0	0	0	0	.167	1	1	0
Ross, J.	.067	15	15	3	1	0	0	0	0	.067	0	2	0
Wesley, J.	.000	1	1	0	0	0	0	0	0	.000	0	0	0

Player	ERA	W-L	APP	GS	CG	SV	IP	H	R	ER	BB	SO	WP
Campbell, M.	2.43	4-2	21	3	0	0	37.0	26	18	10	31	44	7
Taylor, B.	2.63	6-1	37	4	1	21	85.2	78	26	25	44	79	5
Rawl, A.	3.89	7-2	28	3	1	2	71.2	84	42	31	23	69	5
Bondurant, S.	4.30	7-4	21	14	2	1	96.1	96	47	46	34	62	7
Marchbanks	4.98	9-4	19	18	0	0	99.1	109	67	55	26	71	4
Spigner, C.	5.08	7-0	26	9	0	0	79.2	83	48	45	41	82	1
Bell, G.	5.15	10-3	21	19	1	0	110.0	117	69	63	46	91	18
(less than 25.0 IP)													
Whetstone, S.	0.00	0-0	3	0	0	0	3.0	7	0	0	0	2	0
Donald, C.	3.12	0-0	8	0	0	0	8.2	6	3	3	1	12	0
Evans, R.	3.18	1-1	11	1	0	0	22.2	20	9	8	10	23	3
Wilson, M.	3.38	1-0	6	0	0	0	5.1	3	2	2	5	4	1
Wesley, J.	3.57	2-0	11	0	0	1	17.2	13	10	7	10	12	1
Hernandez, C.	4.71	1-1	13	2	0	0	21.0	24	11	11	14	15	3
Bravo, R.	4.91	0-0	4	0	0	0	3.2	5	4	2	2	2	0
Adler, T.	5.14	2-0	8	2	0	0	14.0	12	11	8	18	2	0
Rowland, H.	99.00	0-0	1	0	0	0	0.1	3	4	4	1	1	0

2001 Statistics

Player	AVG	G	AB	R	H	2B	3B	HR	RBI	SLG	BB	SO	SB
Floyd, M.	.350	61	200	33	70	11	1	3	28	.460	18	30	10
Gonce, G.	.338	61	204	51	69	18	2	9	35	.578	24	46	6
Jeffcoat, B.	.329	68	243	50	80	16	1	16	54	.601	23	40	8
Meyer, D.	.303	69	274	54	83	12	2	7	37	.438	35	45	20
Whittaker, T.	.294	68	238	54	70	14	0	21	74	.618	24	37	1
Dees, B.	.286	55	203	45	58	6	0	13	40	.507	21	55	7
McBeth, M.	.280	69	279	58	78	21	1	17	58	.545	29	61	12
Kelly, T.	.259	58	166	40	43	9	1	9	30	.488	32	41	4
Plummer, C.	.259	63	170	27	44	6	0	6	31	.400	15	48	6
(less than 100 at-bats)													
Melillo, K.	.333	9	6	3	2	1	0	0	0	.500	2	1	1
Riddle, M.	.292	23	24	4	7	0	0	0	2	.292	0	3	0
Brown, S.	.288	25	52	16	15	4	0	1	7	.423	16	13	6
Adler, T.	.243	13	37	6	9	0	0	1	7	.324	2	8	0
Thomas, S.	.217	33	23	10	5	1	0	1	3	.261	2	5	0
Bono, C.	.200	17	25	3	5	2	0	1	4	.200	2	9	0
Dyson, T.	.186	49	97	10	18	5	0	1	15	.268	11	14	1
Powell, L.	.169	39	77	15	13	4	0	3	13	.338	19	22	0
Peters, Y.	.148	21	27	4	4	1	0	2	6	.407	7	7	0
Stamper, J.	.000	6	4	1	0	0	0	0	0	.000	0	3	0
Nix, S.	.000	4	2	0	0	0	0	0	0	.000	0	0	0
Bell, G.	.000	3	1	0	0	0	0	0	0	.000	0	0	0
Totals	.286	69	2352	484	673	131	8	110	445	.489	282	488	82
Opponents	.241	69	2299	273	555	97	5	42	252	.343	285	545	36

Player	ERA	W-L	APP	GS	CG	SV	IP	H	R	ER	BB	SO	WP
Gronkiewicz	1.31	2-1	36	0	0	19	61.2	31	13	9	23	77	1
Price, B.	2.95	6-1	26	0	0	0	36.2	31	16	12	30	44	2
Adler, T.	3.24	1-0	19	0	0	0	25.0	23	9	9	13	30	3
Taylor, B.	3.30	5-4	27	3	0	1	62.2	59	26	23	19	56	2
Bell, G.	3.46	10-5	20	18	1	0	101.1	99	51	39	42	74	6
Marchbanks	3.63	7-1	15	10	0	0	57.0	55	25	23	15	46	0
Bouknight, K.	3.99	10-4	23	18	3	2	124.0	127	56	55	53	104	10
Spigner, C.	4.08	7-4	17	16	1	0	90.1	77	50	41	57	70	8
(less than 25.0 IP)													
Wesley, J.	0.00	0-0	3	0	0	0	2.1	2	0	0	1	4	0
MacLane, T.	2.13	1-0	9	2	0	0	12.2	6	5	3	10	9	1
Carter, C.	2.84	0-0	7	0	0	0	6.1	5	2	2	3	6	1
Whetstone, S.	3.38	0-0	3	0	0	0	2.2	1	1	1	5	4	0
Bondurant, S.	4.76	0-0	9	0	0	0	11.1	11	6	6	7	8	1</

YEAR-BY-YEAR STATISTICS

1999 Statistics

Player	AVG	G	AB	R	H	2B	3B	HR	RBI	SLG	BB	SO	SB
Poe, A.	.383	57	206	45	79	18	3	4	46	.558	32	43	13
Roberts, B.	.353	58	221	79	78	21	0	12	36	.611	50	49	67
Dyson, T.	.329	48	146	24	48	11	0	3	25	.466	22	26	6
Janowicz, N.	.324	55	204	61	66	11	3	7	53	.510	39	39	26
Angolini, T.	.307	57	199	26	61	13	0	9	62	.508	20	44	0
Nelson, S.	.305	54	141	25	43	12	0	7	26	.539	24	34	10
Jeffcoat, B.	.278	54	169	26	47	7	0	5	22	.408	17	39	1
Rios, M.	.276	49	156	25	43	12	0	3	20	.410	17	30	4
Lambert, J.	.267	58	161	34	43	9	2	0	17	.348	19	41	5
(less than 100 at-bats)													
Smith, D.	.273	21	11	2	3	0	0	0	1	.273	3	3	0
McBeth, M.	.267	52	90	19	24	3	1	1	12	.356	9	18	3
Walker, M.	.259	24	27	10	7	0	0	1	4	.370	2	7	4
Knox, Mic	.259	33	58	9	15	3	0	2	11	.414	6	14	2
Collins, C.	.215	32	65	5	14	2	1	1	10	.323	5	16	1
Kelly, T.	.178	22	45	9	8	2	0	2	4	.356	6	15	1
Whittaker, T.	.150	18	60	5	9	2	0	1	11	.233	3	22	0
Bravo, R.	.000	1	1	0	0	0	0	0	0	.000	0	1	0
Totals	.300	58	1960	404	588	126	10	58	360	.463	274	441	143
Opponents	.268	58	2036	313	545	87	13	45	275	.389	213	501	54

Player	ERA	W-L	APP	GS	CG	SV	IP	H	R	ER	BB	SO	WP
Bouknight, K.	3.86	7-4	18	17	4	1	119.0	111	63	51	49	124	11
Pomar, J.	3.86	3-4	26	0	0	8	35.0	29	15	15	18	41	2
Spigner, C.	4.46	3-0	13	9	0	0	42.1	42	26	21	32	46	8
Barber, S.	4.87	4-5	25	0	0	0	44.1	48	26	24	16	51	7
Hunt, J.	4.94	3-0	10	4	0	0	31.0	36	21	17	9	25	2
Bauer, P.	5.09	5-3	17	13	0	1	69.0	72	44	39	27	54	13
Hadden, R.	5.15	7-4	17	14	0	0	99.2	135	68	57	16	72	12
Gronkiewicz	5.24	1-1	22	0	0	2	34.1	28	22	20	12	51	3
(less than 25.0 IP)													
Wilson, M.	0.00	0-0	1	0	0	0	0.2	0	0	0	0	0	0
Price, B.	1.50	1-1	10	0	0	0	12.0	9	3	2	10	19	1
Poston, J.	4.95	1-1	14	0	0	0	20.0	21	13	11	4	13	0
Kondro, B.	8.31	0-0	7	0	0	0	4.1	5	4	4	0	3	1
Bates, N.	16.88	0-0	4	0	0	0	2.2	3	5	5	5	1	0
Whetstone, S.	18.00	0-0	1	1	0	0	1.0	1	2	2	1	1	2
Totals	4.68	35-23	58	58	4	15	515.1	545	313	268	213	501	62
Opponents	6.25	23-35	58	58	8	7	499.2	588	404	347	274	441	N/A

1998 Statistics

Player	AVG	G	AB	R	H	2B	3B	HR	RBI	SLG	BB	SO	SB
Curry, M.	.400	62	260	102	104	15	5	16	46	.681	40	41	60
Everett, A.	.375	62	267	71	100	21	4	13	63	.629	21	30	15
Urquhart, D.	.356	62	250	79	89	13	3	20	77	.672	35	29	18
Bordenick, R.	.342	62	219	55	75	15	1	19	76	.680	54	38	1
Poe, A.	.309	61	243	44	75	18	3	12	54	.556	16	57	8
Angiolini, T.	.269	51	156	29	12	0	4	22	66	.423	18	33	3
Kelly, T.	.261	43	115	23	30	6	0	8	23	.522	14	38	0
Knox, M.	.253	59	190	23	48	9	0	4	22	.363	23	50	0
Stanton, E.	.246	62	240	42	59	11	1	16	54	.500	21	73	2
Lambert, J.	.235	61	170	37	40	6	0	6	17	.376	21	54	1
(less than 100 at-bats)													
Collins, C.	.289	21	45	8	13	3	0	3	14	.556	7	12	1
Jeffcoat, B.	.200	21	15	4	3	1	0	0	1	.267	0	5	0
Whittaker, T.	.200	16	10	2	2	0	0	1	4	.500	0	3	0
Danner, M.	.000	4	2	1	0	0	0	0	0	.000	0	0	0
Bouknight, K.	.000	1	1	0	0	0	0	0	0	.000	0	1	0
Totals	.311	62	2183	520	680	130	17	122	473	.554	270	464	109
Opponents	.267	62	2183	360	582	94	2	100	326	.449	237	509	43

Player	ERA	W-L	APP	GS	CG	SV	IP	H	R	ER	BB	SO	WP
Sexton, P.	2.65	3-2	29	0	0	2	37.1	38	14	11	12	19	3
Bauer, P.	2.93	7-0	14	11	1	0	67.2	59	26	22	22	68	7
Pomar, J.	3.29	4-2	28	0	0	9	38.1	41	18	14	24	43	5
Bouknight, K.	4.07	11-3	21	12	2	0	95.0	87	51	43	46	86	5
Poston, J.	5.28	3-0	28	0	0	1	44.1	54	36	26	15	46	5
Kondro, B.	5.52	6-1	16	14	0	0	76.2	82	59	47	39	47	6
Jodie, B.	6.54	6-6	17	17	1	0	106.0	120	82	77	39	113	13
Collins, C.	6.75	3-2	11	6	0	0	40.0	47	30	30	18	41	6
Barber, S.	6.75	1-2	13	2	0	0	33.1	35	31	25	13	33	4
(less than 25.0 IP)													
Jones, M.	3.00	0-0	4	0	0	0	3.0	2	1	1	2	2	0
Knox, M.	4.50	0-0	3	0	0	0	4.0	4	2	2	2	4	0
Wilson, M.	9.00	0-0	3	0	0	0	2.0	3	2	2	1	2	1
Whetstone, S.	9.00	0-0	1	0	0	0	1.0	1	1	1	3	0	1
Hoff, E.	11.57	0-0	4	0	0	0	4.2	9	7	6	1	6	2
Totals	4.99	44-18	62	62	4	12	553.1	582	360	307	237	509	58
Opponents	7.31	18-44	62	62	7	3	529.1	680	520	430	270	464	48

1997 Statistics

Player	AVG	G	AB	R	H	2B	3B	HR	RBI	SLG	BB	SO	SB
Bordenick, R.	.419	56	229	81	96	18	2	13	87	.686	38	43	2
Urquhart, D.	.378	56	233	81	88	21	2	9	56	.601	49	26	5
Curry, M.	.362	53	221	77	80	14	5	8	51	.579	43	44	42
Everett, A.	.356	57	236	82	84	10	5	8	52	.542	36	40	16
Stanton, E.	.345	57	226	54	78	18	0	14	69	.611	20	63	3
Streicher, R.	.321	57	224	45	72	11	1	16	70	.594	25	42	3
Hightower, E.	.320	48	178	49	57	7	1	3	32	.421	28	20	20
Szwejbka, R.	.311	55	177	41	55	7	0	3	32	.401	28	32	6
Carlos, J.	.305	33	105	24	32	8	0	7	32	.581	10	42	0
Danner, M.	.333	8	6	2	2	0	0	0	0	.333	0	3	0
Poe, A.	.298	36	94	22	28	3	1	1	15	.383	7	23	3
Baroody, M.	.298	38	47	8	14	0	1	1	8	.404	3	9	0
Dour, C.	.284	41	67	21	19	6	0	6	17	.642	12	26	2
Walters, B.	.254	30	59	15	15	2	0	4	10	.492	7	17	0
Weil, S.	.238	21	21	3	5	0	0	1	4	.381	5	9	0
Hoshour, C.	.000	1	1	0	0	0	0	0	0	.000	0	1	0

Player	ERA	W-L	APP	GS	CG	SV	IP	H	R	ER	BB	SO	WP
Jodie, B.	4.44	8-4	15	15	2	0	107.1	125	76	53	32	84	9
Poston, J.	4.78	4-3	18	6	0	1	52.2	64	35	28	19	43	5
Pomar, J.	6.18	7-4	18	10	0	0	71.1	65	59	49	47	54	13
Whitfield, J.	6.44	5-4	17	12	3	0	72.2	80	53	52	43	66	10
Speer, T.	6.80	2-5	22	2	0	2	45.0	52	44	34	30	38	5
Kirby, B.	7.43	0-1	10	3	0	0	26.2	39	32	22	11	15	6
Moore, B.	7.62	1-1	17	3	0	0	26.0	33	24	22	28	28	6
Hoff, E.	8.12	2-0	14	5	0	0	37.2	67	40	34	9	32	4
(less than 25.0 IP)													
McCance, P.	0.00	0-0	1	0	0	0	1.0	0	0	0	1	0	0
Carlos, J.	0.00	0-0	1	0	0	0	1.0	2	1	0	0	1	1
Bray, S.	6.11	0-0	20	0	0	0	17.2	22	18	12	11	17	2
Hoshour, C.	7.61	4-2	15	1	0	0	23.2	32	22	20	13	17	4
Baroody, M.	7.71	0-0	3	0	0	0	2.1	4	2	2	0	2	0
Watson, R.	9.60	0-0	13	0	0	1	15.0	23	17	16	11	9	2
Thompson, M.	18.00	0-0	1	0	0	0	1.0	2	2	2	0	0	0

Carolina Gamecocks

YEAR-BY-YEAR STATISTICS

1995 Statistics

Player	AVG	G	AB	R	H	2B	3B	HR	RBI	SLG	BB	SO	SB
Mapes, M.	.343	53	204	35	70	13	1	9	49	.549	16	24	2
Stegall, R.	.326	55	218	40	71	19	1	2	32	.450	32	40	5
Hucks, B.	.306	48	157	29	48	15	0	3	33	.459	19	32	0
Dezenzo, M.	.293	55	222	43	65	18	1	3	26	.423	25	36	15
Dour, C.	.288	56	177	38	51	8	1	9	33	.497	34	76	8
Pacitti, G.	.246	41	122	17	30	9	0	1	15	.344	12	31	1
Urquhart, D.	.242	52	186	35	45	11	1	2	23	.344	22	43	7
Baksh, R.	.207	46	140	17	29	6	0	5	20	.207	10	44	0
Szwejbka, R.	.192	55	172	25	33	6	2	1	24	.192	22	38	8
(less than 100 at-bats)													
Iller, W.	.259	15	27	2	7	2	0	0	4	.333	0	0	0
Reynolds, J.	.213	22	47	10	10	2	0	0	4	.255	4	12	0
Ross, C.	.203	29	64	10	13	2	0	5	15	.469	13	18	0
Bordenick, R.	.200	24	45	10	9	3	0	0	4	.267	8	13	0
Wilson, M.	.186	31	70	11	12	2	0	2	8	.314	3	30	3
Diaz, C.	.176	14	34	4	6	0	0	0	5	.176	5	9	1
Strong, S.	.130	26	23	7	3	0	0	0	2	.130	6	5	2
Newhouse, C.	.111	8	9	1	1	0	0	0	0	.111	1	7	0
Beaumont, C.	.000	17	13	4	0	0	0	0	0	.000	1	7	0
Totals	.261	57	1930	338	504	117	7	42	297	.394	235	467	55
Opponents	.262	57	1916	335	502	105	16	44	286	.402	246	476	60

Player	ERA	W-L	APP	GS	CG	SV	IP	H	R	ER	BB	SO	WP
Ross, C.	2.34	4-3	23	0	0	5	42.1	36	19	11	6	37	2
Maynard, W.	3.39	6-3	16	11	3	0	79.2	68	37	30	22	84	7
Pearsall, J.J.	3.89	8-4	17	14	3	0	104.0	84	51	45	55	116	13
Haynie, J.	4.70	4-4	16	15	0	0	84.1	94	54	44	30	69	10
Moore, B.	5.36	4-2	14	8	0	0	45.1	49	29	27	36	40	8
Stoops, J.	5.79	4-6	24	8	0	3	74.2	78	57	49	34	77	8
Watson, R.	6.43	1-1	15	1	0	0	28.0	38	34	20	20	18	0
(less than 25.0 IP)													
Reynolds, J.	0.00	0-0	1	0	0	0	3.0	2	0	0	4	0	0
Leviton, M.	6.75	0-0	6	0	0	0	5.1	2	5	4	12	5	0
Turner, D.	9.82	0-1	8	0	0	0	11.0	12	14	12	13	12	4
Rushing, G.	11.57	1-1	15	0	0	0	21.0	37	33	27	15	14	7
Adams, B.	18.00	0-0	1	0	0	0	1.0	2	2	2	1	0	0
Totals	4.86	32-25	57	57	6	8	499.2	502	335	270	246	476	59
Opponents	4.99	25-32	5	57	10	7	490.2	504	338	272	235	467	60

1994 Statistics

Player	AVG	G	AB	R	H	2B	3B	HR	RBI	SLG	BB	SO	SB
White, M.	.367	58	229	57	84	15	4	8	63	.572	37	31	18
Dezenzo, M.	.333	51	180	36	60	2	0	3	27	.394	17	33	18
Gugino, M.	.325	58	237	66	77	15	3	7	45	.502	42	53	30
DeBoer, R.	.290	53	183	31	53	8	4	5	33	.459	43	66	10
Stokes, S.	.267	58	217	48	58	11	1	0	28	.327	53	36	9
Rose, T.	.251	51	183	33	46	4	1	3	35	.333	31	30	3
Diaz, C.	.233	45	120	10	28	7	0	0	9	.292	20	20	0
Tarter, M.	.224	49	156	30	35	5	0	4	24	.333	15	36	3
Baksh, R.	.210	39	100	15	21	2	0	1	15	.260	15	30	1
Szwejbka, R.	.208	53	149	20	31	5	0	0	10	.242	32	37	4
(less than 100 at-bats)													
Edwards, S.	.400	11	5	4	2	0	0	0	0	.400	0	3	0
Hucks, B.	.271	27	48	5	13	3	0	1	13	.396	7	12	0
Stegall, R.	.242	22	95	4	23	1	0	1	15	.284	6	21	1
Galloway, B.	.227	13	22	6	5	0	1	0	0	.318	4	7	3
Dour, C.	.173	36	75	11	13	2	0	3	8	.320	11	37	2
Johnson, D.	.167	8	6	1	0	0	0	0	0	.167	0	2	0
Badolato, J.	.000	19	10	1	0	0	0	0	0	.000	0	3	0
Ross, C.	.000	38	5	1	0	0	0	0	0	.000	1	3	0
Hinson, K.	.000	2	1	0	0	0	0	0	0	.000	0	1	0
Totals	.272	58	2021	379	550	80	14	36	325	.379	334	461	101
Opponents	.259	58	1996	302	517	93	1	27	259	.347	275	420	54

Player	ERA	W-L	APP	GS	CG	SV	IP	H	R	ER	BB	SO	WP
Ross, C.	1.87	6-1	36	0	0	9	62.2	51	16	13	12	45	2
Haynie, J.	3.03	8-6	17	16	0	0	93.0	77	46	31	56	80	10
Maynard, W.	3.40	4-1	20	2	0	0	53.0	38	26	20	24	50	2
Rushing, G.	3.62	2-0	11	0	0	0	27.1	27	11	11	12	15	2
Pearsall, J.J.	4.55	2-5	20	7	0	1	59.1	60	33	30	36	63	6
Pace, S.	4.82	9-4	19	18	1	0	106.1	119	67	57	50	83	10
Stoops, J.	5.65	1-5	18	14	0	0	71.2	74	53	45	41	43	12
(less than 25.0 IP)													
Adams, B.	0.00	0-0	2	0	0	0	2.0	2	0	0	1	0	0
Hinson, K.	0.00	0-0	1	0	0	0	1.0	0	0	0	1	0	0
Watson, R.	3.86	1-0	4	0	0	0	4.2	7	2	2	2	2	0
Rose, T.	5.01	2-0	10	1	0	0	23.1	31	15	13	8	15	2
Moore, B.	7.36	0-0	7	0	0	0	7.1	11	9	6	9	6	1
Johnson, R.	9.00	0-0	1	0	0	0	1.0	2	1	1	2	1	0
Reames, J.	10.59	0-1	12	0	0	0	17.0	17	23	20	21	17	3
Totals	4.24	35-23	58	58	1	10	528.2	516	302	249	275	420	50
Opponents	5.16	23-35	58	58	3	11	518.0	550	379	297	334	461	59

1993 Statistics

Player	AVG	G	AB	R	H	2B	3B	HR	RBI	SLG	BB	SO	SB
Biernat, J.	.403	60	233	46	94	16	2	5	52	.554	23	24	15
White, M.	.355	60	220	50	78	16	4	7	59	.559	39	22	21
Dezenzo, M.	.308	60	221	51	68	10	1	5	36	.430	32	47	21
DeBoer, R.	.302	52	192	35	58	9	0	6	41	.443	27	53	14
Stokes, S.	.301	60	193	51	58	8	1	0	33	.352	48	27	9
Gugino, M.	.281	59	210	56	59	8	2	4	29	.395	55	63	41
Tarter, M.	.278	50	180	32	50	10	0	6	34	.433	9	37	5
McGuire, M.	.268	60	209	46	56	12	1	4	37	.392	44	31	7
Parnell, J.	.248	58	206	39	51	11	1	10	44	.456	30	80	4
(less than 100 at-bats)													
Ross, C.	1.000	18	1	1	1	0	0	1	1	4.000	3	0	0
Badolato, J.	.375	12	8	1	3	0	0	0	2	.375	2	0	0
Rose, T.	.275	38	80	15	22	6	1	2	14	.450	17	7	4
Galloway, B.	.231	11	13	1	3	0	0	0	3	.231	0	2	0
Baksh, R.	.150	20	40	7	6	1	0	1	3	.250	4	12	0
Szwejbka, R.	.000	5	3	0	0	0	0	0	0	.000	1	1	0
Hinson, K.	.000	8	3	1	0	0	0	0	0	.000	1	1	0
Easterling, J.	.000	4	3	0	0	0	0	0	0	.000	0	2	0
Diaz, C.	.000	3	3	0	0	0	0	0	0	.000	0	2	0
Edwards, S.	.000	5	2	1	0	0	0	0	0	.000	0	2	0
Moris, B.	.000	4	1	0	0	0	0	0	0	.000	0	0	0
Totals	.300	60	2021	433	607	107	13	51	388	.442	335	415	141
Opponents	.239	60	1993	270	477	83	5	37	238	.342	222	500	60

Player	ERA	W-L	APP	GS	CG	SV	IP	H	R	ER	BB	SO	WP
Mosser, R.	2.65	2-3	29	0	0	11	34.0	31	13	10	10	32	0
Haynie, J.	2.68	8-2	18	14	0	0	77.1	52	43	23	46	86	6
Stoops, J.	2.73	3-1	4	4	1	0	29.2	20	11	9	7	29	6
Pace, S.	2.82	3-3	19	6	0	1	51.0	50	26	16	24	45	2
Pratt, R.	2.83	11-3	18	17	7	0	114.1	101	44	36	24	101	1
Threehouse	3.66	7-4	14	14	1	0	78.2	71	37	32	40	87	2
Ross, C.	3.98	2-0	15	1	0	1	31.2	34	18	14	7	15	2
Pearsall, J.J.	5.45	2-1	21	0	0	0	33.0	31	26	20	29	45	2
Maynard, W.	5.74	1-2	17	4	0	0	42.1	46	34	27	26	43	2
(less than 25.0 IP)													
Kolbert, S.	3.63	0-1	10	0	0	0	17.1	20	11	7	6	8	2
Rose, T.	6.52	0-0	9	0	0	0	9.2	15	7	7	3	9	0
Totals	3.49	39-20	60	60	9	13	519.0	477	270	201	232	500	27
Opponents	6.32	20-39	60	60	4	7	502.1	607	433	353	325	415	65



Carolina Gamecocks

YEAR-BY-YEAR STATISTICS

1987 Statistics

Player	AVG	G	AB	R	H	2B	3B	HR	RBI	SLG	BB	SO	SB
Aldrich, C.	.390	53	213	47	83	14	2	11	65	.629	22	33	10
Smyth, D.	.376	52	221	53	83	18	3	7	50	.579	19	11	18
Nelson, M.	.352	40	105	18	37	8	0	2	14	.486	18	12	0
Barns, J.	.333	50	183	45	61	12	2	13	40	.634	18	22	5
Underwood, B.	.330	45	112	19	37	10	0	4	31	.527	8	10	0
Hollins, D.	.302	53	199	51	60	11	2	4	42	.437	43	28	16
Songini, M.	.296	46	162	52	48	8	0	7	27	.475	47	14	18
Carter, G.	.287	53	188	53	54	9	0	15	50	.574	28	50	10
Lillo, P.	.232	40	112	18	26	10	0	2	13	.375	13	17	0
(less than 100 at-bats)													
Beamon, N.	.500	9	2	4	1	0	0	0	1	.500	1	1	1
Taylor, M.	.339	31	59	23	20	3	0	4	15	.573	15	8	7
Cromer, T.	.315	36	89	26	28	6	1	9	23	.708	8	18	0
Brown, H.	.295	32	44	12	13	1	0	0	5	.318	4	8	2
Burgess, L.	.255	38	51	15	13	1	1	1	3	.373	9	11	3
Bricker, M.	.250	22	20	4	5	0	0	0	0	.250	3	5	1
Lewis, K.	.250	4	4	0	1	0	0	0	0	.250	0	0	0
Stamey, C.	.220	24	41	6	9	1	0	2	13	.390	15	8	0
Witt, T.	.125	28	40	5	5	2	0	1	2	.250	4	7	0
Totals	.317	53	1845	451	584	114	11	82	396	.524	275	263	91
Opponents	.257	53	1805	294	464	71	6	59	236	.401	196	392	50

Player	ERA	W-L	APP	GS	CG	SV	IP	H	R	ER	BB	SO	WP
Whitley, L.	2.32	3-2	27	0	0	7	42.2	34	12	11	12	26	1
Richey, R.	3.48	10-2	14	14	3	0	93.0	83	49	36	25	89	6
Lynch, D.	3.69	3-0	9	3	0	0	32.2	32	19	13	13	29	6
Meade, P.	4.17	1-1	15	1	0	2	32.1	33	21	15	22	18	5
Menhart, D.	4.69	6-3	11	11	1	0	55.2	55	38	29	26	36	4
Hardee, J.	4.94	4-0	17	0	0	1	31.0	28	23	17	13	24	1
Brainard, R.	5.07	5-1	11	9	1	1	49.2	53	30	28	27	60	2
Siopes, M.	5.17	3-1	11	2	0	0	31.1	32	23	18	14	32	3
Currie, B.	5.65	2-3	10	9	0	0	43.0	61	37	27	20	34	3
(less than 25.0 IP)													
Beatson, B.	6.14	1-0	8	1	0	0	14.2	15	13	10	7	18	1
Bailey, S.	6.75	0-0	9	0	0	1	14.2	17	11	11	6	13	2
Underwood	7.98	1-1	6	3	0	0	14.2	17	15	13	10	13	4
Pyne, M.	13.50	0-0	1	0	0	0	0.2	4	3	3	1	0	1
Totals	4.57	39-14	53	53	5	12	455.0	464	294	231	196	392	39
Opponents	7.18	14-39	53	53	2	5	437.1	584	451	349	275	263	52

1986 Statistics

Player	AVG	G	AB	R	H	2B	3B	HR	RBI	SLG	BB	SO	SB
Datin, J.	.364	52	173	63	63	16	0	9	29	.613	43	13	1
Morris, J.	.354	64	263	64	93	9	3	19	75	.627	18	33	16
Smyth, D.	.327	65	266	64	86	24	1	15	54	.597	25	23	2
Hollins, D.	.305	65	226	59	69	10	1	19	63	.611	45	36	4
Aldrich, C.	.305	58	203	50	62	11	1	16	56	.606	23	47	3
Polk, R.	.290	64	238	58	69	7	1	14	39	.504	42	29	16
Carter, G.	.290	56	193	34	56	9	5	10	46	.544	22	46	4
Barns, J.	.264	64	250	42	66	20	2	7	34	.444	24	26	2
Churchich, J.	.235	45	115	25	27	5	0	10	28	.539	24	38	0
Lambert, S.	.233	41	116	22	27	4	0	6	25	.431	18	28	1
(less than 100 at-bats)													
Nelson, M.	.263	14	19	5	5	0	0	0	1	.263	4	2	0
Mitchell, A.	.258	27	31	6	8	3	0	1	6	.452	5	14	0
Jenkins, L.	.206	26	63	6	13	4	0	1	10	.317	5	24	0
Lendenski, E.	.191	39	94	11	18	6	0	0	6	.255	13	13	0
Taylor, M.	.167	21	24	9	4	0	0	0	0	.167	1	4	2
Siau, D.	.000	3	2	0	0	0	0	0	0	.000	1	0	0
Totals	.293	66	2273	518	666	129	14	127	472	.530	313	376	51
Opponents	.255	66	2183	325	557	81	9	66	294	.391	227	388	37

Player	ERA	W-L	APP	GS	CG	SV	IP	H	R	ER	BB	SO	WP
Whitley, L.	2.81	6-4	22	0	0	3	48.0	45	20	15	13	26	3
Currie, B.	3.09	7-2	11	11	2	0	70.0	61	26	24	24	60	7
Richey, R.	3.17	7-2	13	12	4	0	82.1	65	34	29	26	65	9
Reed, C.	4.00	5-4	15	14	4	0	92.1	92	59	41	36	52	4
Sawyer, C.	4.45	3-4	31	0	0	4	54.2	57	35	27	26	40	13
Boley, S.	4.76	5-3	14	10	2	0	56.2	67	38	30	11	37	1
Menhart, D.	4.84	7-0	14	10	1	1	70.2	62	40	38	37	48	2
Meade, P.	4.86	3-2	13	4	0	0	50.0	53	32	27	20	22	1
(less than 25.0 IP)													
Hall, T.	5.52	0-1	4	4	0	0	14.2	16	11	9	17	14	2
Bailey, S.	6.28	0-0	5	2	0	1	14.1	19	14	10	9	11	1
Lynch, D.	10.13	0-1	7	0	0	1	13.1	20	16	15	8	13	0
Totals	4.21	43-23	66	66	13	10	567.0	557	325	265	227	388	43
Opponents	6.74	23-43	66	66	11	11	548.2	666	518	411	313	376	59

1985 Statistics

Player	AVG	G	AB	R	H	2B	3B	HR	RBI	SLG	BB	SO	SB
Rinehart, R.	.390	66	241	72	94	21	2	14	60	.668	34	35	14
Barns, J.	.351	69	285	70	100	16	2	10	43	.526	19	35	5
Datin, J.	.348	69	256	76	89	19	1	23	88	.699	65	35	2
Mackie, S.	.329	43	170	35	56	12	1	4	32	.483	17	13	1
Aldrich, C.	.325	53	160	43	52	12	2	14	47	.688	23	35	4
Morris, J.	.325	43	123	40	40	5	0	10	31	.610	15	24	7
Killian, K.	.304	61	207	52	63	11	0	15	53	.575	41	50	0
Churchich, J.	.294	41	109	23	32	9	0	7	23	.569	25	25	2
Jenkins, L.	.286	50	147	36	42	9	0	12	40	.592	21	30	0
Hollins, D.	.282	46	131	35	37	5	1	8	33	.519	26	22	1
Lambert, S.	.282	39	103	25	29	8	0	7	21	.563	16	18	0
Polk, R.	.279	60	201	40	56	8	0	4	33	.378	23	37	3
(less than 100 at-bats)													
Sawyer, C.	1.000	23	1	0	1	0	0	0	1.000	0	0	0	0
Mitchell, A.	.480	18	25	6	12	3	0	2	9	.840	5	7	0
Nelson, M.	.323	27	31	6	10	2	0	1	5	.484	2	2	1
Lendenski, E.	.274	53	95	20	26	5	0	5	23	.484	15	17	0
Carter, G.	.273	36	55	22	15	2	0	4	12	.527	5	24	1
Price, L.	.259	27	27	6	7	1	0	2	6	.519	3	6	1
Cook, M.	.250	30	8	2	2	0	0	1	4	.625	4	1	0
Miller, B.	.227	33	44	15	10	1	1	1	7	.364	13	11	0
White, D.	.000	9	6	2	0	0	0	0	0	.000	3	0	0
Taylor, M.	.000	5	2	3	0	0	0	0	0	.000	0	0	0
Jenkins, G.	.000	22	1	0	0	0	0	0	0	.000	0	1	0
Totals	.318	69	2428	629	773	149	10	144	570	.566	375	428	41
Opponents	.270	69	2345	317	634	60	3	68	332	.386	280	471	47

Player	ERA	W-L	APP	GS	CG	SV	IP	H	R	ER	BB	SO	WP
Cook, M.	1.91	16-2	19	19	8	0	141.0	99	39	30	60	168	11
Taylor, B.	3.52	3-2	19	0	0	1	38.1	43	26	15	18	27	6
Jenkins, G.	3.60	8-2	22	5	2	2	90.0	92	41	36	21	69	4
Boley, S.	3.96	3-1	21	2	0	2	61.1	78	35	27	11	30	2
Sawyer, C.	4.42	3-1	22	3	0	5	38.2	44	27	19	25	41	4
Currie, B.	4.88	6-2	16	14	3	0	66.1	77	47	36	40	43	4
Reed, C.	6.68	2-5	17	8	0	1	63.1	85	67	47	42	42	3
Price, L.	7.43	3-6	14	12	1	0	49.2	66	55	41	36	27	5
(less than 25.0 IP)													
Morris, J.	0.00	0-0	1	0	0	0	1.0	0	0	0	0	0	0
Harvin, C.	4.50	0-0	5	0	0	0	6.0	3	3	3	2	1	2
Perozo, R.	5.96	2-1	6	4	0	1	22.2	29	17	15	17	17	1
Bailey, S.	10.64	1-0	6	2	0	1	11.0	18	14	13	8	6	2
Totals	4.31	47-22	69	69	14	13	589.1	634	371	282	280	471	44
Opponents	8.45	22-47	69	69	9	4	570.2	773	629	536	375	428	99

YEAR-BY-YEAR STATISTICS

1983 Statistics

Player	AVG	G	AB	R	H	2B	3B	HR	RBI	SLG	BB	SO	SB
St. Laurent, J.	.376	47	178	49	67	13	0	2	25	.483	44	10	9
Heise, H.	.341	45	176	38	60	9	1	7	37	.523	18	13	2
Morhardt, G.	.317	47	183	30	58	16	0	3	28	.454	10	13	3
Boyle, C.	.307	44	153	24	47	7	0	16	54	.667	20	11	0
Anderson, K.	.307	48	189	37	58	9	0	4	28	.418	21	25	16
Sullivan, J.	.281	45	160	44	45	11	0	6	30	.463	35	20	9
Hernandez, L.	.252	43	147	31	37	7	2	9	44	.510	32	16	9
Finley, A.	.252	45	139	26	35	5	0	2	11	.331	14	13	10
(less than 100 at-bats)													
Reed, C.	1.000	20	1	13	1	0	0	0	0	1.000	0	0	2
Killian, K.	.348	21	46	11	16	1	0	2	13	.500	7	7	0
Fox, N.	.338	28	80	11	27	4	0	0	9	.388	7	10	4
Price, L.	.333	11	3	2	1	0	0	0	0	.333	2	0	1
Cook, M.	.308	18	13	3	4	2	0	1	4	.692	1	3	0
Mackie, S.	.304	40	92	20	28	6	1	3	15	.489	9	7	4
Fisher, P.	.273	12	11	6	3	0	0	0	4	.273	4	0	0
Wilson, P.	.256	24	78	15	20	2	0	2	8	.359	7	16	9
McMillan, M.	.250	4	4	0	1	1	0	0	2	.500	0	1	0
Thaw, J.	.190	8	21	3	4	0	0	0	5	.190	3	5	0
White, D.	.000	1	0	0	0	0	0	0	0	.000	0	0	0
Totals	.305	48	1679	363	512	93	4	57	317	.467	234	173	78
Opponents	.225	48	1566	205	353	57	4	37	177	.338	188	302	35

Player	ERA	W-L	APP	GS	CG	SV	IP	H	R	ER	BB	SO	WP
Coker, R.	2.05	0-2	20	0	0	2	30.2	18	8	7	9	24	0
Taylor, B.	2.13	4-1	17	1	0	2	50.2	47	23	12	22	21	0
Werner, M.	2.22	7-0	23	1	0	5	65.0	38	19	16	28	51	2
Parmenter, G.	3.09	10-1	14	14	4	0	87.1	68	38	30	36	63	4
Cook, M.	3.97	8-3	15	14	0	0	81.2	82	44	36	33	64	7
Calvert, M.	4.38	5-5	12	12	2	0	65.2	62	38	32	23	49	3
Price, L.	8.06	1-1	7	6	0	0	25.2	30	27	23	21	22	2
(less than 25.0 IP)													
Richardson, R.	2.08	0-0	3	0	0	0	4.1	3	1	1	1	1	1
Reed, C.	3.11	0-0	4	0	0	1	8.2	3	3	3	12	7	1
Garland, B.	36.00	0-0	1	0	0	0	1.0	2	4	4	3	0	0
Totals	3.51	35-13	48	48	6	10	420.2	353	205	164	188	302	20
Opponents	6.43	13-35	48	48	8	1	408.2	512	363	292	234	173	43

1982 Statistics

Player	AVG	G	AB	R	H	2B	3B	HR	RBI	SLG	BB	SO	SB
Hernandez, L.	.344	55	180	57	62	17	2	10	52	.628	55	23	10
Sullivan, J.	.341	49	173	44	59	9	0	3	32	.445	26	17	5
Morhardt, G.	.330	51	182	32	60	20	0	5	36	.522	8	9	3
Boyle, C.	.306	54	209	30	64	6	0	12	59	.507	22	16	1
Wilson, P.	.305	53	203	60	62	5	5	5	18	.453	28	31	21
Fox, N.	.299	43	117	11	35	3	1	2	33	.393	15	19	3
Swindell, J.	.298	32	104	26	31	2	1	1	16	.365	10	9	3
Vollmer, R.	.285	42	151	44	43	6	1	3	28	.397	30	20	23
Heise, H.	.271	41	129	22	35	4	0	3	24	.372	16	12	6
Anderson, K.	.255	52	153	30	39	7	0	8	33	.458	21	33	10
Thaw, J.	.234	41	145	25	34	2	0	1	19	.269	20	17	1
(less than 100 at-bats)													
Price, L.	.353	20	17	6	6	1	0	3	7	.941	2	6	0
Finley, A.	.305	31	59	9	18	3	1	2	11	.492	4	10	3
Korinek, K.	.281	15	32	7	9	2	0	1	11	.438	4	1	1
Killian, K.	.250	20	28	7	7	0	0	0	4	.250	8	6	0
Burke, K.	.233	24	43	7	10	1	0	2	5	.395	7	12	0
Mackie, S.	.208	33	48	3	10	3	0	0	5	.271	8	7	1
Hatcher, W.	.167	34	12	28	2	1	0	0	0	.250	1	2	9
White, D.	.000	13	6	0	0	0	0	0	0	.000	0	1	0
Gordon, D.	.000	16	3	0	0	0	0	0	0	.000	0	3	0
Mortorana, C.	.000	2	0	1	0	0	0	0	0	.000	1	0	0
Totals	.294	58	1994	449	586	92	11	61	382	.443	286	254	100
Opponents	.244	58	1975	243	482	54	5	35	218	.330	174	407	51

Player	ERA	W-L	APP	GS	CG	SV	IP	H	R	ER	BB	SO	WP
Calvert, M.	2.97	8-1	12	11	1	0	68.0	65	24	21	22	63	4
Kucharski, J.	2.78	11-3	15	15	6	0	112.0	89	43	37	22	93	5
Babel, J.	3.08	3-0	26	0	0	3	38.0	35	24	13	22	28	4
Lubert, D.	3.26	9-4	15	15	3	0	94.0	94	46	34	29	83	6
Werner, M.	3.43	3-2	18	4	1	2	52.1	50	27	20	21	44	5
Gordon, D.	3.53	10-3	16	13	6	1	102.0	114	53	40	19	59	5
Price, L.	4.84	0-0	11	0	0	0	22.1	16	15	12	19	18	5
(less than 25.0 IP)													
Ridgik, M.	2.63	1-0	7	0	0	0	13.2	10	5	4	8	13	1
Rhino	2.70	0-0	4	0	0	1	6.2	4	3	2	5	3	2
Leopard, E.	9.82	0-0	2	0	0	0	3.2	5	4	4	7	3	0
Totals	3.28	45-13	58	58	17	7	512.2	482	244	187	174	407	37
Opponents	6.62	13-45	58	58	15	4	500.2	586	449	368	286	254	44

1981 Statistics

Player	AVG	G	AB	R	H	2B	3B	HR	RBI	SLG	BB	SO	SB
Lowery, R.	.404	57	203	38	82	20	0	13	61	.695	41	7	1
Hollins, P.	.400	57	220	66	88	19	4	14	65	.714	36	18	1
Carraway, R.	.372	60	239	62	89	19	1	8	58	.561	35	22	4
Curl, J.	.347	61	248	71	86	17	0	17	75	.621	33	30	6
Thaw, J.	.305	55	200	45	61	14	1	8	37	.505	29	21	10
Williams, T.	.298	57	208	55	62	10	0	0	27	.346	31	21	26
Boyle, C.	.289	55	211	27	61	12	0	10	55	.488	14	18	1
McCarthy, J.	.266	59	203	67	54	10	1	5	35	.399	71	37	51
Vollmer, R.	.235	58	183	42	43	6	0	3	27	.317	40	20	27
(less than 100 at-bats)													
Lewis, R.	.500	3	2	1	1	0	0	0	1	.500	1	0	0
Finley, A.	.333	16	21	10	7	1	0	1	6	.524	4	4	1
Small, M.	.286	27	14	3	4	1	0	0	2	.357	2	2	1
Sullivan, J.	.230	32	87	15	20	3	0	1	10	.298	13	10	5
Lee, R.	.227	16	22	6	5	0	0	2	7	.500	4	4	1
Heise, H.	.200	21	65	13	13	1	1	1	4	.292	8	12	1
Kraly, S.	.143	16	7	10	1	0	0	0	0	.143	4	1	1
Fox, N.	.133	20	15	1	2	0	0	0	0	.133	2	4	0
Wilson, J.	.000	3	1	0	0	0	0	0	0	.000	1	0	0
Simmons, J.	.000	1	1	0	0	0	0	0	0	.000	0	0	0
Totals	.316	61	2150	532	679	133	8	83	470	.501	369	231	137
Opponents	.264	61	2175	298	575	58	5	37	245	.347	198	38	54

Player	ERA	W-L	APP	GS	CG	SV	IP	H	R	ER	BB	SO	WP
Babel, J.	2.27	3-2	19	0	0	2	35.2	26	12	9	25	26	7
Gordon, D.	2.85	8-3	16	12	8	0	110.2	128	49	35	16	64	6
Kish, B.	3.46	2-3	23	0	0	7	52.0	44	25	20	25	43	6
Lubert, D.	3.52	12-2	16	16	10	0	117.2	123	55	46	32	90	6
Baynham, B.	3.56	10-1	15	15	3	0	98.2	99	54	39	37	70	5
Kucharski, J.	3.70	6-2	10	8	2	0	58.1	59	33	24	23	36	5
Leopard, E.	5.13	3-1	9	3	0	1	26.1	38	25	15	11	20	3
Calvert, M.	6.23	2-1	6	5	0	0	26.0	26	24	18	12	21	3
(less than 25.0 IP)													
Sullivan, J.	3.00	0-0	1	0	0	0	3.0	1	1	1	3	1	1
Small, M.	6.16	0-0	8	1	0	1	19.0	31	20	11	13	10	6
Totals	3.58	46-15	61	61	23	11	547.1	575	298	218	198	383	48
Opponents	7.88	15-46	61	61	14	1	526.1	679	532	461	369	239	49

Carolina Gamecocks

YEAR-BY-YEAR STATISTICS

1979 Statistics

Player	AVG	G	AB	R	H	2B	3B	HR	RBI	SLG	BB	SO	SB
Farquharson	.331	40	172	37	57	6	1	5	22	.465	8	22	36
Marquardt, J.	.301	40	156	33	47	10	0	10	38	.558	23	23	9
Crapps, R.	.273	42	132	27	36	8	0	5	24	.447	32	24	10
Hollins, P.	.270	44	159	30	43	11	1	2	22	.390	38	16	7
Curl, J.	.262	47	172	31	45	9	0	4	25	.384	28	11	3
Jonson, G.	.246	47	171	19	42	5	0	2	20	.310	19	13	6
Taylor, K.	.243	40	144	10	35	6	0	7	17	.431	13	38	0
Westbrook, W.	.242	43	157	32	38	3	3	4	31	.376	29	34	12
(less than 100 at-bats)													
Williams, T.	.462	6	13	9	6	0	0	0	0	.462	12	0	5
Landry, J.	.323	9	31	2	10	0	0	0	3	.323	2	3	0
Boatwright, M.	.302	34	96	21	29	4	0	3	26	.438	10	18	8
Ness, R.	.200	6	5	1	1	0	0	0	0	.200	1	1	0
Vollmer, R.	.130	35	69	17	9	0	0	1	4	.174	18	8	13
Rodgers, R.	.104	37	67	12	7	2	0	1	10	.179	10	7	5
Small, M.	.100	20	10	3	1	0	0	0	0	.100	3	5	2
Kraly, S.	.048	12	21	2	1	0	0	0	0	.048	2	4	0
Totals	.258	47	1575	286	407	64	5	44	242	.389	248	227	116
Opponents	.250	47	1614	167	403	48	4	26	153	.333	137	288	40

Player	ERA	W-L	APP	GS	CG	SV	IP	H	R	ER	BB	SO	WP
Twitty, J.	0.76	5-2	28	0	0	10	47.2	34	9	4	13	50	1
Lubert, D.	2.43	4-1	10	10	2	0	66.2	56	22	18	24	37	0
Small, M.	2.48	4-0	9	2	0	1	32.2	36	14	9	13	25	2
Scott, A.	3.24	6-5	16	15	5	0	105.0	108	44	38	26	49	5
Baynham, B.	3.35	6-1	13	13	2	0	86.0	76	38	32	29	61	1
Kish, M.	4.71	3-2	9	3	0	0	36.1	41	19	19	14	18	2
(less than 25.0 IP)													
Emery, K.	0.00	0-0	1	0	0	0	1.0	2	0	0	02	0	0
Gaalema, H.	3.04	1-3	9	1	0	0	23.2	21	9	8	4	27	5
Kish, B.	3.21	0-1	4	0	0	0	14.0	11	5	5	6	13	1
Hutchens, H.	4.61	2-0	3	3	0	0	13.2	18	7	7	6	6	1
Totals	2.95	31-16	47	47	9	14	427.1	403	167	140	137	288	18
Opponents	4.96	16-31	47	47	12	2	409.2	407	286	226	248	227	41

1978 Statistics

Player	AVG	G	AB	R	H	2B	3B	HR	RBI	SLG	BB	SO	SB
Marquardt, J.	.381	45	176	44	67	10	5	16	61	.767	29	15	5
Long, J.	.308	36	130	8	40	7	0	5	31	.477	22	18	0
Jonson, G.	.278	45	176	37	49	6	0	1	26	.330	22	16	7
Westbrook, W.	.264	38	125	32	33	4	3	6	29	.488	26	22	9
McLean, C.	.262	45	168	33	44	15	4	6	35	.506	24	24	10
Rodgers, R.	.245	44	155	25	38	5	0	1	18	.297	8	27	9
Williams, T.	.241	41	162	38	39	7	0	0	12	.284	26	21	17
(less than 100 at-bats)													
Hollins, P.	.341	29	91	16	31	4	1	2	21	.473	5	10	6
Curl, J.	.333	15	51	14	17	4	0	0	6	.412	13	6	4
Mixon, T.	.308	29	26	20	8	0	0	0	1	.308	6	5	3
Crapps, R.	.264	21	53	12	14	2	0	3	13	.472	9	21	1
Adams, E.	.254	20	63	12	16	4	0	5	19	.556	8	6	0
Landry, J.	.219	14	32	2	7	1	0	0	1	.250	4	2	0
Murphy, B.	.211	30	90	11	19	4	0	0	7	.256	12	13	6
Messemmer, R.	.125	21	32	13	4	0	0	0	4	.250	7	5	5
Ness, R.	.100	9	10	0	1	1	0	0	1	.200	0	3	0
Cox, B.	.000	5	3	1	0	0	0	0	0	.000	0	0	0
Chakales, J.	-	12	0	4	0	0	0	0	0	.000	0	0	1
Totals	.277	45	1543	322	427	74	13	45	285	.429	221	214	83
Opponents	.250	45	1507	176	377	48	3	33	161	.352	150	285	44

Player	ERA	W-L	APP	GS	CG	SV	IP	H	R	ER	BB	SO	WP
Kish, M.	2.50	3-0	9	0	0	3	32.1	25	11	9	17	29	2
Landrum, B.	2.78	8-2	13	12	7	1	81.0	61	25	25	15	76	4
Scott, A.	2.99	7-4	13	13	6	0	90.1	87	45	30	28	47	6
Twitty, J.	3.40	6-4	11	11	3	0	71.1	81	34	27	21	50	3
Toalson, M.	4.11	2-1	10	1	0	1	30.2	33	15	14	16	17	1
Gaalema, H.	4.15	1-2	15	0	0	3	26.0	30	13	12	15	13	2
(less than 25.0 IP)													
Curry, J.	0.00	0-0	1	0	0	0	0.1	0	0	0	1	0	0
Hutchens, H.	2.92	1-1	4	4	0	0	24.2	20	11	8	10	16	4
Baynham, B.	3.80	2-0	5	4	1	0	23.2	26	11	10	8	26	1
Chakales, J.	4.67	1-0	5	0	0	0	17.1	14	11	9	19	11	6
Totals	3.26	31-14	45	45	17	8	397.2	377	176	144	150	285	29
Opponents	6.39	14-31	45	45	14	4	381.2	427	322	271	221	214	32

1977 Statistics

Player	AVG	G	AB	R	H	2B	3B	HR	RBI	SLG	BB	SO	SB
Wilson, M.	.357	49	185	46	66	10	3	8	33	.573	21	32	33
Van Bever, M.	.335	56	227	60	76	14	0	6	22	.476	28	32	46
McLean, C.	.311	50	183	38	57	7	2	5	36	.454	21	29	11
Repsher, D.	.301	56	209	48	63	11	2	11	57	.531	32	44	3
Murphy, B.	.287	56	195	23	56	6	0	1	27	.333	24	15	8
Hinkel, J.	.278	55	194	42	54	5	1	15	38	.546	33	37	1
Long, J.	.270	54	196	33	53	5	1	9	36	.443	14	26	3
Jonson, G.	.238	56	210	24	50	6	2	1	19	.300	5	21	3
King, S.	.220	47	164	18	36	7	0	5	26	.354	12	31	0
(less than 100 at-bats)													
Lebo, M.	1.000	3	2	0	2	0	0	0	0	1.000	1	0	0
Parrish, R.	.267	9	15	2	4	0	0	0	1	.267	2	4	0
Williams, T.	.240	20	25	10	6	2	0	1	2	.440	5	6	0
Crapps, R.	.188	17	32	6	6	3	1	1	2	.438	7	8	0
Small, D.	.176	17	34	8	6	2	0	0	4	.235	9	3	0
Kish, M.	.171	20	35	2	6	0	1	2	5	.400	3	11	0
Ness, R.	.000	5	7	0	0	0	0	0	0	.000	0	4	0
Totals	.283	56	1913	365	541	78	13	65	308	.439	218	303	108
Opponents	.223	56	1806	183	403	49	4	20	168	.287	200	420	34

Player	ERA	W-L	APP	GS	CG	SV	IP	H	R	ER	BB	SO	WP
Martz, R.	1.98	14-0	16	16	10	0	131.2	104	35	29	36	106	4
Thomas, S.	2.12	4-2	13	2	2	2	46.2	34	14	11	20	40	0
Lewis, J.	2.17	11-6	20	17	13	2	149.0	111	40	36	44	145	6
Hutchens, H.	2.20	7-0	12	8	2	1	57.1	52	24	14	35	42	8
Lynch, E.	2.32	6-1	10	10	2	0	62.0	49	19	16	19	51	1
(less than 25.0 IP)													
Chakales, J.	2.08	0-0	3	0	0	1	4.1	6	7	1	4	0	0
Toalson, M.	2.33	1-0	8	0	0	1	19.1	20	8	5	5	13	1
McLean, C.	6.75	0-1	2	2	0	0	8.0	7	9	6	12	9	1
Kish, M.	11.45	1-1	5	0	0	1	11.0	9	15	14	15	8	2
Crapps, R.	13.50	0-0	1	0	0	0	0.2	1	1	1	2	0	0
Karcher, K.	13.50	0-0	2	0	0	0	4.0	5	6	6	5	4	1
Wilson, M.	27.00	0-1	1	1	0	0	1.2	5	5	5	3	3	1
Totals	2.61	43-12	56	56	29	8	495.2	403	183	144	200	420	25
Opponents	5.39	12-43	56	56	16	2	475.2	541	365	285	218	303	35

1976 Statistics

YEAR-BY-YEAR STATISTICS

1975 Statistics

Player	AVG	G	AB	R	H	2B	3B	HR	RBI	SLG	BB	SO	SB
Small, H.	.390	53	200	50	78	13	1	19	66	.750	24	14	7
Hancock, G.	.351	54	211	44	74	6	1	1	20	.403	8	18	19
King, S.	.341	48	176	36	60	10	1	9	34	.563	31	33	8
Pankovits, J.	.315	57	213	49	67	18	5	7	46	.545	22	24	23
Cook, S.	.302	55	189	31	57	6	2	4	30	.418	16	23	10
Fleming, J.	.293	40	123	25	36	3	1	1	14	.358	8	19	7
Van Bever, M.	.288	54	153	37	44	7	2	0	14	.359	12	22	20
Keatley, G.	.276	51	152	22	42	8	2	7	38	.493	25	30	1
Grantz, J.	.237	58	219	31	52	4	1	4	38	.320	18	23	21
(less than 100 at-bats)													
Chakales, J.	.333	13	3	4	1	0	0	0	1	.333	0	0	6
McLean, C.	.290	43	62	19	18	4	1	1	7	.435	10	15	16
Bass, E.	.242	40	66	7	16	2	1	0	3	.303	2	3	0
Parrish, R.	.227	17	22	3	5	0	0	1	3	.364	2	2	0
Repsher, D.	.224	33	58	8	13	0	0	1	7	.276	7	16	2
Lavigne, R.	.222	23	27	6	6	1	0	0	3	.259	4	5	1
Branham, D.	.182	15	11	5	2	1	0	1	4	.545	6	1	0
Hinkel, J.	.167	20	24	5	4	1	0	0	3	.208	6	6	0
Small, D.	.133	18	30	7	4	0	0	1	3	.233	9	6	1
Ward, G.	.000	13	3	4	1	0	0	0	1	.000	1	2	0
LeHeup, A.	.000	2	3	0	0	0	0	0	0	.000	0	0	0
Cromer, M.	.000	16	1	0	0	0	0	0	0	.000	0	1	0
Lewis, T.	.000	14	1	0	0	0	0	0	0	.000	0	1	0
Thomas, S.	.000	6	1	0	0	0	0	0	0	.000	0	1	0
Lynch, E.	.000	5	1	0	0	0	0	0	0	.000	0	1	0
Totals	.297	58	1949	389	579	84	18	57	334	.446	211	266	142
Opponents	.188	58	1795	139	337	52	8	14	125	.249	176	465	30

Player	ERA	W-L	APP	GS	CG	SV	IP	H	R	ER	BB	SO	WP
Bass, E.	1.40	17-1	21	18	9	1	148.0	87	28	23	34	168	0
Lewis, T.	1.82	11-0	14	13	5	1	94.0	64	23	19	37	71	3
Ward, G.	1.88	14-3	18	15	8	0	119.1	82	31	25	29	102	5
Lavigne, R.	2.16	8-0	12	10	4	0	66.2	41	20	16	23	50	4
McLean, C.	2.94	0-0	15	1	0	2	33.2	27	14	11	27	37	1
Cromer, M.	4.00	1-2	16	1	0	3	27.0	20	14	12	18	25	1
(less than 25.0 IP)													
Thomas, S.	0.00	0-0	5	0	0	0	7.0	4	3	0	4	6	0
Luckstone, T.	0.00	0-0	2	0	0	0	2.0	2	0	0	1	1	0
Lynch, E.	6.23	0-0	4	0	0	0	4.1	8	3	3	0	4	0
Chakales, J.	27.00	0-0	2	0	0	0	1.0	2	3	3	3	1	0
Totals	2.00	51-6	58	58	26	8	503.0	337	139	112	176	465	14
Opponents	5.55	6-51	58	58	25	0	477.0	579	389	294	211	266	56

1974 Statistics

Player	AVG	G	AB	R	H	2B	3B	HR	RBI	SLG	BB	SO	SB
Small, H.	.360	56	189	51	68	9	0	17	65	.677	31	18	21
Gambrell, J.	.355	56	183	36	65	15	1	1	20	.464	20	14	33
Bass, E.	.291	53	175	25	51	10	0	2	33	.383	12	10	13
Ford, E.	.288	52	184	46	53	13	3	4	21	.456	19	19	22
Grantz, J.	.287	56	209	51	60	4	2	10	25	.469	18	26	30
Pankovits, J.	.239	56	184	27	44	9	1	6	38	.397	7	32	10
Choate, D.	.217	56	166	25	36	1	0	12	30	.440	11	41	7
(less than 100 at-bats)													
Fleming, J.	.317	19	41	9	13	5	0	0	6	.439	5	7	1
Repsher, D.	.293	40	82	15	24	9	2	2	10	.531	2	13	0
Johnson, A.	.286	22	7	1	2	0	0	0	1	.286	0	3	0
Matussek, F.	.281	30	57	11	16	4	0	1	6	.404	3	5	5
LeHeup, A.	.267	8	15	2	4	0	0	0	4	.267	1	3	1
Johnson, M.	.262	42	84	8	22	2	1	0	4	.310	8	7	2
Lavigne, R.	.229	33	48	5	11	2	0	1	7	.333	7	8	0
Small, D.	.208	21	24	6	5	2	0	1	4	.417	2	5	1
Rogers, R.	.191	18	21	6	4	0	0	0	2	.191	0	3	3
Wojcik, L.	.158	27	38	2	6	1	0	0	2	.184	0	3	0
Shull, K.	.143	12	28	4	4	2	0	0	0	.214	6	6	2
Parrish, R.	.105	21	19	0	2	1	0	0	3	.158	1	5	0
Hinkel, J.	.095	20	21	2	2	0	0	0	1	.095	3	9	1
Sisk, M.	.056	18	18	1	1	1	0	0	1	.111	2	5	0
Lewis, T.	.000	14	3	0	0	0	0	0	0	.000	0	2	0
Cromer, M.	.000	14	1	1	0	0	0	0	1	.000	0	1	0
Luckstone, T.	.000	14	1	0	0	0	0	0	0	.000	0	1	0
Thomas, S.	-	10	0	1	0	0	0	0	0	.000	0	0	0
Boone, D.	-	1	0	1	0	0	0	0	0	.000	0	0	0
Totals	.274	56	1798	336	493	90	10	57	284	.430	158	246	152
Opponents	.196	56	1703	120	333	44	1	14	105	.247	153	473	36

Player	ERA	W-L	APP	GS	CG	SV	IP	H	R	ER	BB	SO	WP
Bass, E.	1.10	12-1	15	15	8	0	106.0	78	21	13	23	129	0
Lavigne, R.	1.15	5-0	10	8	2	1	47.0	27	12	6	29	37	1
Ward, G.	1.30	10-4	15	15	8	0	103.2	64	26	15	25	116	1
Johnson, A.	1.35	5-0	22	2	0	8	73.1	63	14	11	12	52	0
Luckstone, T.	2.00	2-1	13	0	0	2	27.0	20	6	6	5	20	1
Lewis, T.	2.29	11-2	14	14	3	0	74.2	50	21	19	36	78	2
Cromer, M.	3.42	2-0	12	2	0	3	26.1	21	15	10	16	24	3
(less than 25.0 IP)													
Thomas, S.	1.93	1-0	7	1	0	1	14.0	9	4	3	5	17	0
Lynch, E.	-	0-0	1	0	0	0	0.0	1	1	1	2	0	0
Totals	1.60	48-8	56	56	21	13	472.0	333	120	84	153	473	8
Opponents	5.54	8-48	56	56	18	2	447.2	493	336	275	158	246	36

1973 Statistics

Player	AVG	G	AB	R	H	2B	3B	HR	RBI	SLG	BB	SO	SB
Gambrell, J.	.326	41	141	30	46	3	1	3	10	.426	14	28	23
King, S.	.315	39	130	18	41	8	1	3	19	.462	10	22	5
Fleming, J.	.305	26	59	10	18	3	0	0	9	.356	6	10	4
Pudlock, B.	.298	41	131	22	39	5	0	0	17	.336	18	24	10
Small, H.	.282	42	163	34	46	5	1	8	32	.472	17	22	25
Shull, K.	.268	30	71	9	19	2	0	1	7	.338	7	16	2
Worthington	.225	30	89	10	20	2	0	0	4	.247	8	24	4
Ford, E.	.209	38	139	21	29	4	0	0	6	.237	13	19	11
Choate, D.	.190	33	63	4	12	2	0	0	11	.317	11	27	1
(less than 50 at-bats)													
LeHeup, A.	.286	4	7	0	2	1	0	0	1	.429	0	3	0
Hilliard, A.	.273	12	22	2	6	1	0	1	2	.455	5	8	0
Matussek, F.	.255	20	47	5	12	1	2	0	6	.362	5	2	3
Wojcik, L.	.255	22	47	4	12	2	1	0	5	.340	5	6	1
Johnson, A.	.235	16	17	0	4	1	0	0	0	.294	3	4	0
Rogers, R.	.231	17	26	5	6	1	0	0	4	.269	2	4	5
Robinson, B.	.211	13	9	0	4	0	0	0	1	.211	0	6	0
Branham, D.	.200	12	15	1	3	0	0	0	1	.200	2	2	0
Lewis, T.	.190	12	21	2	4	2	0	0	1	.286	1	5	0
Johnson, M.	.167	29	42	7	7	1	0	1	3	.262	3	7	1
Hill, E.	.167	21	36	3	6	1	0	1	4	.278	3	7	1
Ward, G.	.167	13	18	2	3	0	0	0	3	.167	5	7	0
Grantz, J.	.158	18	38	6	6	0	0	0	1	.158	5	8	4
Kleinknecht, B.	.118	17	17	2	2	0	0	0	2	.118	2	6	0
Barkley, R.	.071	11	14	0	1	0	0	0	2	.071	0	6	0
Beam, G.	.000	8	3	0	0	0	0	0	0	.000	0	1	0
Bass, E.	.000	3	3	0	0	0	0	0	0	.000	0	1	0
Luckstone, T.	.000	10	2	0	0	0	0	0	0	.000	0	1	0
King, D.	.000	6	0	0	0	0	0	0	0	.000	1	0	0
Totals	.252	42	1380	197	348	45	6	20	151	.337	146	276	100
Opponents	.209	42	1333	139	278	38	5	18	120	.285	135	328	28

Carolina Gamecocks

YEAR-BY-YEAR STATISTICS

1971 Statistics

Player	AVG	G	AB	R	H	2B	3B	HR	RBI	SLG	BB	SO	SB
Anderson, B.	.330	32	112	25	37	7	0	5	14	-	-	-	11
Petoskey, B.	.307	30	101	16	31	5	0	2	12	-	-	-	8
Gambrell, J.	.301	27	73	17	22	5	0	0	8	-	-	-	12
Carpenter, B.	.298	31	114	20	34	8	1	2	16	-	-	-	8
Fulmer, R.	.255	26	55	10	14	3	0	1	10	-	-	-	3
Pudlock, B.	.222	32	117	14	26	4	2	2	16	-	-	-	8
Caldwell, B.	.207	32	116	20	24	4	0	11	23	-	-	-	5
Choate, D.	.165	28	79	6	13	1	0	2	4	-	-	-	2
Wojcik, L.	.151	29	86	10	13	1	0	0	7	-	-	-	3
(less than 50 at-bats)													
Houston, P.	.667	15	3	0	2	0	0	0	1	-	-	-	0
Erbaugh, L.	.321	13	28	2	9	1	0	0	5	-	-	-	0
Moody, T.	.318	11	22	4	7	2	0	0	3	-	-	-	2
Kleinknecht, B.	.286	20	7	1	2	0	0	1	2	-	-	-	0
Robinson, B.	.250	16	24	0	6	2	0	0	2	-	-	-	0
Beam, G.	.188	9	16	1	3	1	0	0	3	-	-	-	0
Johnson, M.	.182	11	11	2	2	0	0	0	0	-	-	-	2
Heckle, B.	.182	9	11	1	2	0	0	0	1	-	-	-	0
Branham, D.	.167	6	6	1	1	0	0	0	0	-	-	-	0
Churchwell, D.	.154	16	26	4	4	1	0	0	0	-	-	-	1
Hill, E.	.150	10	20	3	3	0	0	0	4	-	-	-	1
Hilliard, A.	.067	11	15	0	1	0	0	0	1	-	-	-	0
Bolton, E.	.000	9	14	0	0	0	0	0	0	-	-	-	0
Barfield, H.	.000	4	4	1	0	0	0	0	0	-	-	-	0
Totals	.242	32	1060	158	256	45	3	26	133	-	-	-	66
Opponents	.229	32	1042	120	239	32	3	16	101	-	-	-	17

1970 Statistics

Player	AVG	G	AB	R	H	2B	3B	HR	RBI	SLG	BB	SO	SB
Anderson, B.	.310	34	113	22	35	3	0	3	18	-	-	-	13
Caldwell, B.	.287	32	101	9	29	5	0	5	16	-	-	-	3
Moody, T.	.234	27	94	8	22	3	0	0	6	-	-	-	7
Petoskey, B.	.231	32	91	14	21	2	1	1	3	-	-	-	16
(13-90 at-bats)													
Smith, J.	.385	10	13	0	5	1	0	0	0	-	-	-	0
Fulmer, R.	.313	22	48	1	15	0	0	0	5	-	-	-	1
Bolton, E.	.313	10	16	0	5	2	0	0	2	-	-	-	0
Livornese, T.	.292	24	48	8	14	4	0	0	4	-	-	-	2
Churchwell, D.	.224	19	49	5	11	0	1	0	8	-	-	-	2
Hill, E.	.219	9	32	0	7	1	0	0	2	-	-	-	0
Pudlock, B.	.215	24	79	10	17	2	0	1	8	-	-	-	2
Lance, G.	.207	24	58	11	12	1	2	0	2	-	-	-	5
Jones, T.	.192	16	26	3	5	0	0	0	1	-	-	-	0
Stanley, D.	.186	24	70	9	13	0	0	1	8	-	-	-	3
Hilliard, A.	.179	17	28	1	5	1	1	0	2	-	-	-	0
Land, J.	.177	26	79	0	14	3	0	0	2	-	-	-	1
Erbaugh, L.	.176	13	17	0	3	0	0	0	1	-	-	-	0
Barfield, H.	.159	18	63	3	10	1	0	1	7	-	-	-	0
Beam, G.	.056	9	18	0	1	1	0	0	0	-	-	-	0
Brown, J.	.045	20	22	13	1	0	0	0	0	-	-	-	4
(less than 10 at-bats)													
Kleinknecht, B.	.500	7	2	0	1	0	0	0	0	-	-	-	0
Wolffrey, G.	.500	1	2	0	1	1	0	0	0	-	-	-	0
Robinson, B.	.375	6	8	0	3	0	0	0	0	-	-	-	0
Houston, P.	.000	8	6	0	0	0	0	0	0	-	-	-	0
Paris, S.	.000	8	4	0	0	0	0	0	0	-	-	-	0
Totals	.230	34	1087	117	250	31	5	12	95	-	-	-	59
Opponents	.235	34	1080	157	254	36	8	7	132	-	-	-	31

Player	ERA	W-L	APP	GS	CG	SV	IP	H	R	ER	BB	SO	WP
Beam, G.	1.53	2-4	9	8	2	-	46.2	39	22	8	14	29	0
Erbaugh, L.	2.16	0-1	12	1	1	-	29.1	23	9	7	22	22	2
Bolton, E.	2.34	6-3	10	7	4	-	50.0	38	20	13	18	36	1
Hilliard, A.	3.24	3-4	12	9	2	-	61.0	54	33	22	21	53	0
(less than 25.0 IP)													
Lance, G.	0.00	0-0	3	0	0	-	4.2	3	0	0	6	6	0
Land, J.	1.86	1-1	4	0	0	-	9.2	8	2	2	8	13	3
Houston, P.	2.92	0-2	8	2	1	-	24.2	22	17	8	6	17	1
Robinson, B.	3.06	1-2	6	3	2	-	23.1	20	10	8	10	14	1
Laing, P.	6.75	0-0	1	0	0	-	1.1	1	1	1	1	0	0
Paris, S.	8.00	1-0	6	0	0	-	9.0	11	9	8	6	5	0
Smith, J.	8.87	0-3	7	4	0	-	22.1	26	24	22	26	14	1
Marzullo, A.	14.76	0-0	3	0	0	-	3.2	9	10	6	1	6	0
Totals	3.31	14-20	34	34	12	-	285.2	254	157	105	139	215	9
Opponents	2.25	20-14	34	34	16	-	287.1	250	118	73	91	176	20

THE LAST TIME

Back to Back Home Runs

South Carolina: 5/3/10 - Whit Merrifield and Jackie Bradley Jr. hit consecutive home runs in the first inning in a 14-6 South Carolina win over Winthrop in Columbia.

Opponent: 4/17/11 - Aaron Westlake and Jason Esposito hit consecutive home runs in the sixth inning in a 5-3 South Carolina win over Vanderbilt in Columbia.

Three Consecutive Home Runs

South Carolina: 6/10/06 - Neil Giesler, Justin Smoak, Phil Disher, Andrew Crisp and Robbie Grinstead hit consecutive home runs in a 15-6 South Carolina win over Georgia in the NCAA Super Regional at Athens.

Opponent: Never

Four Consecutive Home Runs

South Carolina: 6/10/06 - Neil Giesler, Justin Smoak, Phil Disher, Andrew Crisp and Robbie Grinstead hit consecutive home runs in a 15-6 South Carolina win over Georgia in the NCAA Super Regional at Athens.

Opponent: Never.

Five Consecutive Home Runs

South Carolina: 6/10/06 - Neil Giesler, Justin Smoak, Phil Disher, Andrew Crisp and Robbie Grinstead hit consecutive home runs in a 15-6 South Carolina win over Georgia in the NCAA Super Regional at Athens.

Opponent: Never.

Grand Slam Home Run

South Carolina: 6/4/11 - Robert Beary hit a grand slam home run in the fourth inning of a 11-4 South Carolina win over Stetson in NCAA Regional in Columbia.

Opponent: 3/7/10 - Phil Pohl hit a grand slam home run in the ninth inning of a 19-6 Clemson win over South Carolina in Columbia.

Two Home Run Inning

South Carolina: 2/14/04 - Kevin Melillo hit two home runs in the second inning as South Carolina defeated Charleston Southern 38-0 at Columbia.

Opponent: Never.

Two Home Run Game

South Carolina: 5/15/11 - Steven Neff hit two home runs for South Carolina in a 7-1 South Carolina win over Arkansas in Columbia.

Opponent: 4/17/11 - Jason Esposito hit two home runs for Vanderbilt in a 5-3 South Carolina win over Vanderbilt in Columbia.

Three Home Run Game

South Carolina: 4/15/08 - Justin Smoak hit three home runs in a 14-4 South Carolina win vs. USC Upstate at Columbia.

Opponent: 3/28/09 - Gunner Glad hit three home runs in a 20-19 Kentucky loss to South Carolina in Lexington.

Pinch Hit Home Run

South Carolina: 3/8/11 - Jake Williams hit a pinch hit three-run home run in the seventh inning of a 5-4 South Carolina win vs. Clemson in Greenville, S.C. at Fluor Field.

Opponent: 5/9/08 - Jacob House hit a pinch hit walk off grand slam home run in the ninth inning of a 12-11 Arkansas win vs. South Carolina in Fayetteville, Ark.

Inside the Park Home Run

South Carolina: 5/10/09 - Whit Merrifield hit an inside the park home run in the seventh inning of a 15-6 South Carolina win over Tennessee in Knoxville.

Opponent: 4/20/05 - Tyler Colvin hit an inside the park home run in the third inning of a 7-5 Clemson win over South Carolina at Columbia.

Triple Play

South Carolina: 4/9/99 - South Carolina recorded a triple play in an 8-1 loss to Georgia at Athens (3B Bryon Jeffcoat to C Marcos Rios to 2B Jay Lambert).

Opponent: 5/27/82 - West Virginia recorded a triple play in a 7-0 loss to South Carolina in the NCAA Regional Tournament at Columbia.

Nine Inning Complete Game Shutout

South Carolina: 5/15/10 - Sam Dyson pitched a nine inning complete game shutout as South Carolina defeated Arkansas 5-0 in Fayetteville, Ark.

Opponent: 4/21/07 - Lance Lynn pitched a nine inning complete game shutout as Ole Miss defeated South Carolina 6-0 in Oxford, Miss.

Extra Inning Complete Game Shutout

South Carolina: 4/25/04 - Matt Campbell pitched a 10 inning complete game shutout, allowing three hits, as South Carolina defeated Alabama 1-0 at Columbia.

Opponent: -- NA

No Hit Game

South Carolina: 3/26/75 - Ray Lavigne pitched a no hit game, defeating George Mason 8-0 at Columbia. (Note: The previous day, 3/25/75, Tim Lewis pitched a no hit game, defeating Old Dominion 10-0 at Columbia).

Opponent: -- 2/24/90 - Brad Meyers pitched a no hit game as Northwestern defeated South Carolina 4-0 at Columbia.

Hit For the Cycle

South Carolina: 2/14/04 - Brendan Winn had a single, double, triple and a home run as South Carolina defeated Charleston Southern 38-0 at Columbia.

Opponent: 4/5/03 - Aaron Hill had two singles, a double, triple and a home run as Louisiana State lost to South Carolina 8-5 at Baton Rouge.

CAROLINA GAMECOCKS

STAFF

PLAYER PROFILES

OPPONENTS

SEASON IN REVIEW

HISTORY & RECORDS



SOUTH CAROLINA BASEBALL - USC ATHLETIC HALL OF GAME

Baseball has 19 former players, coaches and support staff in the University of South Carolina Athletics Hall of Fame.

EARL BASS (1989) Baseball • 1972-75

Outstanding pitcher for the Gamecocks... compiled a won-loss record of 34-3, despite missing most of the 1973 season with an arm injury... first-team All-America selection in 1974 and 1975... had a 12-1 mark in 1974 and was 17-1 in 1975... he set a then national record by winning 23 consecutive games over two seasons, a feat that still ranks second... holds school records for shutouts (10), earned run average (1.34), and strikeouts (392)... runner-up in balloting for the Lefty Gomez Plate, symbolic of the top amateur baseball player in the United States, in 1975 when he pitched the Gamecocks to within one game of the NCAA championship at the College World Series in Omaha, Neb... a native of Columbia, Bass is currently a Greenville businessman.

KIP BOUKNIGHT (2007) Baseball • 1998-01

Winningest pitcher in South Carolina history ... compiled a career record of 45-12 in a four-year span pitching a school record 482 innings and starting a school record 66 games ... also holds school records for strikeouts (457) and decisions (57) ... put together one of the greatest single-season years in college history in 2000 posting a 17-1 record to help lead the Gamecocks to a 56-10 record and a SEC Championship ... his 17 single-season wins is a school record and is tied for the most wins in a season by an SEC pitcher ... won the 2000 Golden Spikes Award presented by USA Baseball as the top amateur baseball player in the USA as well as being named a consensus All-America selection by the ABCA, Baseball America and Collegiate Baseball ... helped lead South Carolina to two straight NCAA Super Regional appearances in 2000 and 2001.

BOBBY BRYANT (1979) Football • 1964-66 Baseball • 1965-67

Named a first-team All-America as a defensive back in 1966 by the *New York Daily News* and by the *Detroit Sports Extra*... All-Atlantic Coast Conference in 1966... won the Anthony J. McKelvin Award in 1967 as the outstanding athlete in the ACC... holds the school record for the longest punt return (98 yards vs. N.C. State, 1966)... lettered in football in 1964-65-66, and lettered in baseball in 1965-66-67... played in the 1967 Hula Bowl... played pro football for the Minnesota Vikings of the NFL from 1968-81... was drafted by the New York Yankees and the Boston Red Sox in baseball... was the first pitcher at USC to strike out 100 batters in a season.

MIKE COOK (2011) BASEBALL • 1983-85

Put together one of the most successful single seasons in South Carolina baseball history ... as a junior, led the 1985 squad to the College World Series, posting a 16-2 record with a 1.91 ERA with 168 strikeouts in 141.0 innings, while allowing just 99 hits ... was the 1985 NCAA Regional MVP ... tied the single-season record

for strikeouts and his 16 wins is one short of the school single-season record ... was a first-team All-America selection by the coaches and Baseball America ... is one of only 10 players in school history to record 30 or more career victories with a 30-8 career mark ... his 313 career strikeouts is the seventh-highest in school history ... was a first round draft pick by the California Angels as the 19th player overall in the 1985 amateur draft.

EARL DUNHAM (1997) Football • 1936-38 Basketball • 1937 Baseball • 1937-38

Letterman in three different sports at Carolina... a Phi Beta Kappa honor society member... helped lead the Gamecocks to a combined 16-17-2 record his three football seasons... the Carolina baseball team was 17-13 in his two seasons while the Gamecock basketball squad was 13-7, 8-4 in the Southern Conference in 1937.

WELDON B. "SARGE" FRYE (2003) Supervisor of Facilities • 1953-97

Fixture at USC for half a century... began career at Carolina in 1953 after retiring as a master sergeant in the U.S. Army... decorated and wounded veteran of the D-Day invasion at Normandy... USC's baseball stadium is named Sarge Frye Field in his honor... was named National groundskeeper of the year in 1993 by American Baseball Coaches Association.

BOB FULTON (1993)

Voice of the Gamecocks • 1952-95

Retired in 1995 after 43 years as the radio "Voice of the Gamecocks"... his tenure with the Gamecocks was the fourth-longest among NCAA Division I broadcasters with one school at the time of his retirement... selected eight times as the state of South Carolina's "Sportscaster of the Year"... also a member of the South Carolina Athletic Hall of Fame... winner of a Special Distinction award from the state athletic hall of fame... broadcast University of Arkansas football and basketball and Georgia Tech football (1965-66)... native of Ridley Park, Pa.

JOHNNY GRAMLING (2000) Football • 1951-53 Baseball • 1952-53

South Carolina's first passer to surpass 2,000 career yards... passed for 2,007 yards and 18 touchdowns, both career records at the time... career high single game was 227 yards against Wake Forest in 1953... threw four touchdown passes in first half against Furman at Greenville in 1952... played professionally with Ottawa Roughriders of Canadian Football League in 1954... professional career was cut short by military service in Korean War... lettered two seasons as a pitcher on the Gamecock baseball team.

JEFF GRANTZ (1985) Football 1973-75 Baseball 1973-76

Second-team All-America quarterback in 1975... one of only three Gamecocks with more than 5,000 yards of total offense in his career... ranks among the career leaders in virtually every

passing category at South Carolina... led 1975 USC club to 7-5 record and Tangerine Bowl berth... co-captain of the 1975 squad... one of the more popular players to ever wear the Garnet and Black... outstanding shortstop and second baseman on Gamecock baseball teams... holds school fielding record for shortstops and second basemen... played on three NCAA playoff clubs, including the 1975 team that advanced to the finals of the College World Series... drafted by the NFL's Miami Dolphins.

TATUM GRESSETTE (1993) Football • 1920-21 Baseball • 1922

Two-year letterman... his drop-kick field goal gave the Gamecocks a 3-0 win over Clemson in 1920... USC also shut out the Tigers in 1921 while he served as captain... played for Coach Sol Metzger... teams compiled a 10-5-2 mark during those years... lettered one season in baseball at first base and his brother Marion played centerfield... native of St. Matthews, S.C... until his death in 1997, he was the oldest living former Gamecock football captain.

TIM LEWIS (2006) Baseball • 1973-76

USC baseball pitcher from 1973-76... remains Carolina's winningest lefthander of all-time with a 36-6 career record... led the team with 108 innings pitched and 113 strikeouts in 1976... fanned 332 batters in his career in 333 innings of work.

JIM PRICE (2005) Athletic Trainer • 1959-90

Native of Jefferson, Texas... attended Lon Morris College and later the University of Texas... came to USC in 1959 as an athletic trainer... retired in 1990 after 31 years of service for the Gamecocks... served as a trainer for all sports until later in his career when he worked with the USC Olympic sports teams.

TOM PRICE (2001) SID/ Assistant Athletics Director/ Historian • 1962-2008

A journalism graduate from 1951 who joined the USC athletics staff in 1962 after 11 years in wire service journalism... sports information director, 1962-1985... assistant athletics director, media relations 1985-92... historian-consultant 1992-2008... inducted into College Sports Information Directors of America Hall of Fame in 1981... honorary lifetime member USC Association of Lettermen 1982... COSIDA's highest honor, Arch Ward Award, 1993... service to Sports Award from South Carolina Athletic Hall of Fame 1992... former president National Collegiate Baseball Writers Association... Wilbur Snapp Award from NCBWA 1982 for promotion and service to college baseball... National Baseball Federation Media Award 1987... author of several books on Carolina football, basketball, baseball and other sports.

JUNE RAINES (2000) Head Baseball Coach • 1977-96

Won 763 games during 20-year head coaching career including 19 consecutive winning

seasons... took the Gamecocks to the NCAA Championship Tournament 11 times and won four regional championships and four trips to the College World Series... finished second in the CWS his first season (1977)... other CWS competition in 1981-82-85... most wins of any Carolina baseball coach (763-380-2)... played 10 seasons of minor league baseball before entering Carolina as a 30-year-old freshman... earned bachelor and masters degrees while serving as assistant coach... worked as catching instructor, minor league manager four years with Phillies before returning to Carolina as head coach... lives in Columbia.

BOBBY RICHARDSON (2004) Baseball • 1970-76

Head baseball coach at USC from 1970-76, he helped put Carolina baseball on the map... won over 70 percent of his games as a coach... led USC to runner-up finish in the 1975 College World Series... standout second baseman on several New York Yankees World Champion teams.

BILL ROGERS (1969) Football • 1924-26 Baseball • 1925-27 Basketball • 1925-27

Earned nine letters while lettering in three varsity sports at USC from 1924-27... played football under Coach Branch Bocock from 1924-26... the team compiled a 20-10 record in those three seasons and had three straight winning campaigns... in basketball, scored 345 points in 47 career games... led USC to a 33-16 combined record on the hardwood... scored a career-high 23 points in a victory at Clemson... lettered three years in baseball under Coach Bocock.

HANK SMALL (1991) Baseball • 1972-75

First-team All-America in 1975... second-team All-America in 1974... power hitter who still leads the Gamecocks in career home runs (48)... during his four-year career, South Carolina posted a record of 155-45-2... led the team to a 51-6-1 record in 1975 and a runner-up finish to Texas in the College World Series... five-year career in the minor leagues that culminated in 1978 with 25 home runs, 101 RBI, and a .289 batting average.

ALFRED H. VON KOLNITZ (1967) Baseball/Football • 1911-13

Earned four letters — two each in football (1911-12) and baseball (1912-13)... nickname was "Fritz"... played pro baseball for the Cincinnati Reds from 1914-16.

MAC WHITE (2004) Baseball • 1991-94

All-America baseball player in 1994, he was a two-time All-SEC selection... holds the school record for most hits and doubles... also holds the school mark for consecutive games played (236).

Carolina Gamecocks

CAROLINA STADIUM RECORDS

INDIVIDUAL SINGLE GAME

Batting

At bats:	6, 30 times (12 by opponents, 18 by South Carolina players)
Runs scored:	4, Christian Walker vs. USC Upstate April 5, 2011
	4, Scott Wingo vs. USC Upstate April 5, 2011
	4, Adrian Morales vs. College of Charleston March 22, 2011
	4, Jackie Bradley Jr. vs. Wofford May 11, 2010
	4, Whit Merrifield vs. Winthrop May 5, 2010
	4, Brady Thomas vs. Alabama May 2, 2010
	4, Scott Wingo vs. Presbyterian March 3, 2010
	4, (Steve Tinoco, Long Beach State) March 8, 2009
	4, Nick Ebert vs. Long Beach State March 6, 2009
Hits:	5, (Tony Kemp, Vanderbilt) April 16, 2011
	5, Christian Walker vs. USC Upstate April 5, 2011
	5, Kyle Enders vs. Alabama May 2, 2010
	5, Jackie Bradley Jr. vs. College of Charleston April 14, 2009
	5, (Steve Tinoco, Long Beach State) March 8, 2009
RBI:	8, Adam Matthews vs. College of Charleston March 22, 2011
Doubles:	3, Adrian Morales vs. Kentucky April 2, 2011
	3, Parker Bangs vs. Alabama May 1, 2010
	1, 32 times (five by opponents, 27 by South Carolina players)
Home runs:	3, (Steve Tinoco, Long Beach State) March 8, 2009
Total bases:	14, (Steve Tinoco, Long Beach State) March 8, 2009
Walks:	4, Scott Wingo vs. Auburn May 1, 2011
	4, (Chris McGuinness, The Citadel) April 15, 2009
	5, (Matt Cerione, Georgia) May 15, 2009
Strikeouts:	2, (Viele, Santa Clara) February 19, 2011
Sac hits:	2, (Jon Kelton, Alabama) May 1, 2010
	2, Adrian Morales vs. Davidson March 17, 2010
	2, Adrian Morales vs. Brown March 14, 2010
Sac flies:	2, Jake Williams vs. Stetson June 5, 2011
	2, Adrian Morales vs. Auburn April 30, 2011
	2, (Matt Colantonio, Brown) March 13, 2010
	2, Parker Bangs vs. Duquesne February 21, 2009
Stolen bases:	2, 11 times (three times by opponents, eight times by South Carolina players)
Hit by pitch:	2, 20 times (11 by opponents, nine by South Carolina players)
Runners LOB:	9, (Curt Casali, Vanderbilt) April 16, 2011

Fielding

Putouts:	18, Kyle Enders vs. Valparaiso March 10, 2010
Assists:	8, Scott Wingo vs. CSU Bakersfield March 12, 2011
Errors:	3, Brady Thomas vs. Arkansas May 13, 2011
Passed balls:	2, (Richards, The Citadel) March 30, 2011
	2, (Corey Thibault, Valparaiso) March 10, 2010
	2, (Matt Hemingway, Furman) April 1, 2009

Pitching

Innings pitched:	9.0, Blake Cooper vs. Ole Miss April 16, 2010
	9.0, Sam Dyson vs. Georgia May 14, 2009
	9.0, Blake Cooper vs. Vanderbilt May 3, 2009
	9.0, Sam Dyson vs. Auburn April 17, 2009
Runs allowed:	10, (Bryce Shafer, Valparaiso) March 9, 2010
	10, (Casey Lucchese, College of Charleston) April 14, 2009
Earned runs:	9, (Maldonado, Southern Illinois) February 25, 2011
	9, (Will Weidig, Brown) March 13, 2010
	9, (Johnny Elms, Duquesne) February 19, 2010
	9, (Drew Hayes, Vanderbilt) May 2, 2009
	9, (Casey Lucchese, College of Charleston) April 14, 2009
	9, (Lawrence Anderson, Duquesne) February 21, 2009
	7, (Montoya, Cal State Bakersfield) March 12, 2011
Walks allowed:	13, Sam Dyson vs. Georgia May 14, 2009
Strikeouts:	12, (Grant Dayton, Auburn) April 17, 2009
Hits allowed:	12, Blake Cooper vs. Vanderbilt May 3, 2009
	5, (Grant Dayton, Auburn) April 17, 2009
Doubles allowed:	2, (Tyler Topp, Long Beach State) March 6, 2009
Triples allowed:	4, (McCready, Charleston Southern) May 12, 2010
Homers allowed:	4, (Ken Monteith, Winthrop) May 5, 2010
	3, (Pisani, Rhode Island) March 23, 2011
Wild pitches:	3, (Bryce Shafer, Valparaiso) March 9, 2010
	3, (Christian Wheeler, Duquesne) February 19, 2010

INDIVIDUAL THREE-GAME SERIES

Batting

At bats:	16, Whit Merrifield vs. Mississippi State April 2-4, 2010
Runs scored:	6, five times, last Jackie Bradley Jr. vs. Mississippi State April 2-4, 2010
Hits:	9, Jackie Bradley, Jr. vs. Vanderbilt May 1-3, 2009
RBI:	10, twice, last Jeffery Jones vs. Duquesne February 19-21, 2010
Doubles:	3, six times, last Adrian Morales vs. Kentucky April 1-3, 2011
Triples:	1, many times, last (Bryan Johns, Vanderbilt) April 17, 2011
Home runs:	4, Nick Ebert vs. Georgia May 14-16, 2009
Total bases:	17, Nick Ebert vs. Georgia May 14-16, 2009
	17, DeAngelo Mack vs. Vanderbilt May 1-3, 2009
Walks:	6, twice, last Scott Wingo vs. Duquesne February 19-21, 2010
Strikeouts:	6, (Stover, Santa Clara) February 18-20, 2011
	6, (Lyle Allen, Georgia) May 14-16, 2009
	6, (Matt Cerione, Georgia) May 14-16, 2009
Sac hits:	2, four times, last Adrian Morales vs. Ole Miss April 16-18, 2010
Sac flies:	2, three times, last Bobby Haney vs. Mississippi State April 2-4, 2010
Stolen bases:	2, (six by opponents, eight by South Carolina players)
	last (Bo Bigham, Jarrod McKinney, Matt Reynolds, Arkansas) May 13-15, 2011
Hit by pitch:	4, (Braden Kapteyn, Kentucky) April 1-3, 2011

Fielding

Putouts:	33, Christian Walker vs. Kentucky April 1-3, 2011
	33, Christian Walker vs. Santa Clara February 18-20, 2011
Assists:	13, Scott Wingo vs. Vanderbilt April 15-17, 2011
	13, Peter Mooney vs. Georgia March 18-20, 2011
	13, Scott Wingo vs. Cal State Bakersfield March 11-13, 2011
Errors:	3, Brady Thomas vs. Arkansas May 13-15, 2011
	3, Adrian Morales vs. Ole Miss April 16-18, 2010
	3, (Devin Lohman, Long Beach State) March 6-8, 2009

INDIVIDUAL SEASON

Batting

At bats:	156, Christian Walker 2011
Runs scored:	45, Whit Merrifield 2010
Hits:	57, Christian Walker 2011
RBI:	43, Nick Ebert 2009
Doubles:	13, Adrian Morales 2011
Triples:	4, Jake Williams 2011
Home runs:	17, Nick Ebert 2009
Total bases:	98, DeAngelo Mack 2009
Walks:	31, Scott Wingo 2011
	31, Nick Ebert 2009
Strikeouts:	39, Evan Marzilli 2011
Sac hits:	7, Peter Mooney 2011
	7, Adrian Morales 2010
	7, Scott Wingo 2009
Sac flies:	5, Brady Thomas 2011
Stolen bases:	11, Whit Merrifield 2009
Hit by pitch:	12, Scott Wingo 2010

Fielding

Putouts:	346, Christian Walker 2011
Assists:	127, Scott Wingo 2011
Errors:	9, Peter Mooney 2011

Pitching

Wins:	8, Michael Roth 2011
Losses:	3, Sam Dyson 2010
Appearances:	26, John Taylor 2011
Games Started:	11, Michael Roth 2011
Complete Games:	2, Sam Dyson 2009
Saves:	12, Matt Price 2011
Innings Pitched:	78.0, Michael Roth 2011
Walks:	19, Michael Roth 2011
	19, Nolan Belcher 2009
Strikeouts:	69, Michael Roth 2011

CAROLINA STADIUM RECORDS

TEAM SINGLE GAME

Batting

At bats:	46, vs. Alabama	May 2, 2010
	46, (The Citadel)	April 15, 2009
Runs scored:	24, vs. College of Charleston	March 22, 2011
Hits:	25, vs. Alabama	May 2, 2010
RBIs:	24, vs. College of Charleston	March 22, 2011
Doubles:	8, vs. Presbyterian	March 3, 2010
Triples:	2, vs. Long Beach State	March 6, 2009
Home runs:	7, vs. Winthrop	May 5, 2010
Total bases:	44, vs. Alabama	May 2, 2010
Walks:	12, vs. Duquesne	February 21, 2009
Strikeouts:	18, (Valparaiso)	March 10, 2010
Sac hits:	4, vs. Davidson	March 17, 2010
	4, vs. Brown	March 14, 2010
	4, vs. Vanderbilt	May 1, 2009
Sac flies:	3, vs. Arkansas	May 13, 2011
	3, (LSU)	March 22, 2009
Stolen bases:	4, (Arkansas)	May 14, 2011
	4, (Arkansas)	May 13, 2011
	4, (Liberty)	April 26, 2011
	4, (Valparaiso)	March 9, 2010
	4, (Long Beach State)	March 7, 2009
Hit by pitch:	7, (Wofford)	March 11, 2009
Runners LOB:	16, (The Citadel)	April 15, 2009
Hit into DP:	4, (Auburn)	April 19, 2009

Fielding

Putouts:	33, vs. Alabama	April 30, 2010
	33, vs. The Citadel	April 15, 2009
	33, (The Citadel)	April 15, 2009
Assists:	19, vs. Connecticut	June 11, 2011
	19, vs. Alabama	April 30, 2010
Errors:	5, vs. Arkansas	May 13, 2011
	5, vs. Georgia	March 18, 2011
	5, (Brown)	March 13, 2010
Passed Balls:	2, (The Citadel)	March 30, 2011
	2, (Valparaiso)	March 10, 2010
	2, (Furman)	April 1, 2009
DPs turned:	4, vs. Brown	March 13, 2010
	4, vs. Auburn	April 19, 2009
Wild pitches:	4, (USC Upstate)	April 5, 2011
	4, (Rhode Island)	March 23, 2011

Miscellaneous

Largest Victory:	20 runs - South Carolina 24, College of Charleston 4	March 22, 2011
Longest Game:	11 innings - South Carolina 9, Alabama 7	April 30, 2010
	11 innings - The Citadel 5, South Carolina 3	April 15, 2009
Most Runs/Inning:	10 runs, 3rd Inning vs. Valparaiso	March 9, 2010

LARGEST CROWDS

Single-Game Sellouts at Carolina Stadium (min. 8,242) (11 all-time)

8,242	vs. Connecticut (NCAA Super Regional)	June 12, 2011 (W, 8-2)
8,242	vs. Connecticut (NCAA Super Regional)	June 11, 2011 (W, 5-1)
8,242	vs. Auburn	April 30, 2011 (W, 10-2)
8,242	vs. Vanderbilt	April 17, 2011 (W, 5-3)
8,242	vs. Vanderbilt	April 16, 2011 (L, 6-4)
8,242	vs. Vanderbilt	April 15, 2011 (W, 3-1)
8,242	vs. Kentucky	April 2, 2011 (W, 4-3, 10 inn.)
8,242	vs. Clemson	March 4, 2011 (W, 6-3)
8,242	vs. Santa Clara	February 19, 2011 (W, 2-1)
8,242	vs. Santa Clara	February 18, 2011 (W, 12-5)
8,242	vs. Florida	May 21, 2010 (L, 5-2)

Top 10 Three-Game Series Attendance Marks at Carolina Stadium

24,726	vs. Vanderbilt (all three sellouts)	April 15-17, 2011
24,278	vs. Auburn	April 29-May 1, 2011
24,204	vs. Alabama	April 30-May 2, 2010
24,186	vs. Georgia	March 18-20, 2011
23,953	vs. Florida	May 20-22, 2010
23,800	vs. Santa Clara	February 18-20, 2011
23,220	vs. Georgia	May 14-16, 2009
22,818	vs. Kentucky	April 1-3, 2011
22,631	vs. Ole Miss	April 16-18, 2010
22,478	vs. LSU	March 20-22, 2009

TEAM THREE-GAME SERIES

Batting

At bats:	124 vs. Alabama	April 30-May 2, 2010
Runs scored:	33, twice, last vs. Alabama	April 30-May 2, 2010
Hits:	47, vs. Alabama	April 30-May 2, 2010
RBIs:	32, twice, last vs. Alabama	April 30-May 2, 2010
Doubles:	12, vs. Alabama	April 30-May 2, 2010
Triples:	3, vs. Long Beach State	March 6-8, 2009
Home runs:	10, vs. Long Beach State	March 6-8, 2009
	10, vs. Vanderbilt	May 1-3, 2009
Total bases:	88, vs. Alabama	April 30-May 2, 2010
Walks:	21, vs. Duquesne	February 21-23, 2009
Strikeouts:	34, (Southern Illinois)	February 25-27, 2011
	34, (Duquesne)	February 19-21, 2010
Sac hits:	6, vs. Santa Clara	February 18-20, 2011
	6, vs. Brown	March 12-14, 2010
Sac flies:	6, (LSU)	March 20-22, 2009
Stolen bases:	9, (Arkansas)	May 13-15, 2011
Hit by pitch:	8, (Kentucky)	April 1-3, 2011
	8, vs. Duquesne	February 19-21, 2010

Fielding

Putouts:	87, vs. Alabama	April 30-May 2, 2010
Assists:	37, vs. Cal State Bakersfield	March 11-13, 2011
	37, vs. Brown	March 12-14, 2010
Errors:	9, (Brown)	March 12-14, 2010

INDIVIDUAL SEASON

Batting

At bats:	1,320	2011
Runs scored:	315	2010
Hits:	424	2010
RBIs:	300	2010
Doubles:	85	2011
Triples:	10	2010, 2011
Home runs:	69	2010
Total bases:	723	2010
Walks:	197	2011
Strikeouts:	225	2009
Sac hits:	38	2011
Sac flies:	22	2011
Stolen bases:	31	2009
Hit by pitch:	51	2010

Fielding

Putouts:	1,083	2011
Assists:	411	2011
Errors:	44	2010

Pitching

Wins:	36	2011
Losses:	9	2009
Games:	40	2011
Best Winning Pct.	.900	2011
Complete Games:	3	2009
Saves:	15	2011
Innings Pitched:	361.0	2011
Walks:	128	2009
Strikeouts:	350	2010

SEASON ATTENDANCE TOTALS

Single Season Attendance Marks at Carolina Stadium

297,279	40 dates (avg. 7,431)	2011
241,582	36 dates (avg. 6,710)	2010
231,360	34 dates (avg. 6,804)	2009

Carolina Gamecocks

SOUTH CAROLINA BASEBALL - HOME HISTORY

CAROLINA STADIUM FIRSTS

First Pitch - South Carolina right-hander Sam Dyson threw a strike swinging to Duquesne's Bill Torre in the inaugural opener. (2/21/09)

First Out - South Carolina right-hander Sam Dyson struck out Duquesne's Bill Torre in the top of the first inning in the inaugural opener. (2/21/09)

First Strikeout - South Carolina right-hander Sam Dyson struck out Duquesne's Bill Torre in the top of the first inning in the inaugural opener. (2/21/09)

First Walk - South Carolina center fielder Whit Merrifield walked in the bottom of the first inning against Duquesne pitcher Gary Pierpont in the inaugural opener. (2/21/09)

First Stolen Base - South Carolina center fielder Whit Merrifield stole second base in the bottom of the first inning against Duquesne in the inaugural opener. (2/21/09)

First Base Hit - South Carolina designated hitter Parker Bangs hit a two-out RBI base hit to left field to score Whit Merrifield in the bottom of the first inning against Duquesne in the inaugural opener. (2/21/09)

First RBI and Run Scored - South Carolina designated hitter Parker Bangs hit a two-out RBI base hit to left field to score Whit Merrifield in the bottom of the first inning against Duquesne in the inaugural opener. (2/21/09)

First Double - Duquesne's Mark Carroll hit a double off South Carolina's Sam Dyson in the top of the fourth inning of the inaugural opener. (2/21/09)

First Sacrifice Fly - South Carolina's Parker Bangs recorded a sacrifice fly in the bottom of the fourth inning vs. Duquesne in the inaugural opener. (2/21/09)

First Home Run - South Carolina outfielder DeAngelo Mack hit a three-run homer in the bottom of the fourth inning to center field in the 13-0 win vs. Duquesne in the inaugural opener. (2/21/09)

First Shutout - South Carolina defeated Duquesne 13-0 in the inaugural opener. (2/21/09)

First Triple - South Carolina outfielder DeAngelo Mack tripled in the bottom of the eighth inning in a 6-4 win over Charleston Southern. (3/4/09)

First Grand Slam - South Carolina shortstop Bobby Haney hit a grand slam home run in a 20-6 win over College of Charleston. (4/14/09)

South Carolina's Home Record at Carolina Stadium

2009	26-9	.743
2010	30-6	.833
2011	36-4	.900
Totals	92-19	.829

HOME ATTENDANCE FIGURES

Year	Dates	Total	Average
Carolina Stadium			
2011	40	297,279	7,431
2010	36	241,582	6,710
2009	34	231,360	6,804
Sarge Frye Field			
2008	35	167,393	4,782
2007	32	159,545	4,985
2006	35	133,652	3,818
2005	33	112,984	3,423
2004	41	159,142	3,881
2003	35	105,220	3,086
2002	41	151,521	3,695
2001	37	145,616	3,935
2000	41	134,207	3,273
1999	35	57,829	1,652
1998	38	54,416	1,424
1997	36	41,197	1,153
1996	26	34,657	1,333
1995	32	37,351	1,167
1994	35	55,572	1,588
1993	32	47,439	1,482
1992	25	41,251	1,650
1991	30	41,780	1,393
1990	30	44,026	1,468
1989	31	38,049	1,227
1988	28	48,232	1,786
1987	33	55,968	1,696
1986	29	43,375	1,496
1985	37	84,000	2,270
1984	29	38,550	1,329
1983	24	37,100	1,546
1982	35	87,350	2,496
1981	33	76,432	2,316
Sarge Frye Field was officially named on May 11, 1980			
1980	26	67,650	2,602
1979	33	71,000	2,152
1978	28	37,550	1,341
1977	30	52,400	1,747

Attendance figures began to be recorded in 1977.

Sarge Frye Field Attendance Totals

32 seasons	1,045	2,462,454	2,356
------------	-------	-----------	-------

Carolina Stadium Attendance Totals

Three seasons	110	770,221	7,002
---------------	-----	---------	-------



2012 Baseball

FAREWELL TO SARGE FRYE FIELD



Reese Havens celebrates as he circles the bases after his two-run homer in the bottom of the 9th inning to win the game vs. Tennessee.



Gamecock players and fans celebrate after Havens connects with the game-winning home run in the final game at Sarge Frye Field.

May 17, 2008
South Carolina 10
Tennessee 8

On an emotional final day at Sarge Frye Field and with an SEC Tournament berth on the line, South Carolina shortstop Reese Havens launched a two-run homer in the bottom of the ninth inning to lift the Gamecocks to a 10-8 win over Tennessee in the final regular season game of the season.

The see-saw affair in the rubber game of the series was full of dramatics with the Vols rallying twice from deficits to tie the Gamecocks before Havens' heroics in the bottom of the ninth inning. South Carolina led 8-5 going into the ninth inning when Tennessee mounted its comeback. Shawn Griffin led off with a single and Cody Brown walked to give the Vols a pair of runners with no outs. With one out and the count 0-1 to Jeff Lockwood, Gamecock reliever Brandon Todd threw a fastball down the outer edge of the plate that Lockwood lifted to left field and it just stayed fair for a home run to tie the game at 8-8. The magic then crept from the Tennessee dugout to the first base dugout on the Carolina side for the bottom of the ninth inning. Gamecock outfielder Harley Lail blooped a single into center field to lead off the frame followed by a sacrifice bunt from Scott Wingo. Havens then worked the count against left-handed reliever Joey Rosas to 2-2 before delivering a drive to right center for his 16th homer of the year and creating a wild frenzy inside Sarge Frye Field.

Todd, who battled and got the Gamecocks out of a jam in the seventh inning in a key situation, earned the win and is 3-1 on the year. He went 2.2 innings and struck out two to pick up the victory. Rosas suffered the loss and is 4-3 on the year. He allowed two runs on two hits in 0.2 innings pitched.

South Carolina outlit Tennessee 16-11 on the afternoon with James Darnell finishing 4-for-5 with a homer and five RBI. Havens went 2-for-4 with three runs and three RBI and Justin Smoak reached base all five times with a 3-for-3 performance with three runs scored. Harley Lail and Scott Wingo also had two hits on the afternoon. Tennessee was led by Kentrail Davis, Shawn Griffin, Jeff Lockwood and Yan Gomes who all had two hits apiece for the Vols.

Tennessee went ahead first in the game with a run in the first inning as Griffin delivered a two-out solo home run to left center off of Gamecock starter Blake Cooper. The Gamecocks came back in the bottom half with two runs though and took a 2-1 lead as Smoak and Darnell tallied consecutive RBI doubles. That lead increased to 3-1 in the third inning as Lail had a two-out RBI infield single to score Justin Smoak. Tennessee would tie the game at 3-3 in the fifth inning as Brown delivered with a two-run single scoring a run.

Both teams received solid efforts out of their starting pitchers as Cooper and Tennessee starter TyRelle Harris kept the offenses at bay through the first half of the game.

Carolina would get to Harris in the sixth inning with four runs to go ahead 7-3. Havens drove in a run on a long fly ball to right center that almost went out and was dropped by right fielder Josh Liles along with a three-run homer from Darnell. The Vols would creep to within two runs though in the top of the seventh inning and knocked Cooper from the game. Liles singled to score a run and Lima was hit by pitch with the bases loaded. Todd however limited the damage with a strikeout against Lockwood followed by a groundout to shortstop to keep Tennessee behind by two runs. Carolina scored a run in the eighth inning on a RBI single by Darnell.

CAROLINA GAMECOCKS

STAFF

PLAYER PROFILES

OPPONENTS

SEASON IN REVIEW

HISTORY & RECORDS

119

Carolina Gamecocks

CAROLINA GAMECOCKS

STAFF

PLAYER PROFILES

OPPONENTS

SEASON IN REVIEW

HISTORY & RECORDS

NCAA TOURNAMENT RECORD (includes College World Series games)

Year	Won	Lost	Pct.
2011	10	0	1.000
2010	11	1	.917
2009	2	2	.500
2008	2	2	.500
2007	4	2	.667
2006	4	3	.571
2005	3	2	.600
2004	8	2	.800
2003	6	2	.750
2002	9	4	.692
2001	5	3	.625
2000	4	2	.667
1998	2	2	.500
1993	1	2	.333
1992	2	2	.500
1988	3	2	.600
1986	1	2	.333
1985	4	2	.667
1984	2	2	.500
1983	0	2	.000
1982	4	2	.667
1981	5	2	.714
1980	2	2	.500
1977	7	3	.700
1976	1	2	.333
1975	7	2	.778
1974	4	2	.667
Totals	113	56	.669

COLLEGE WORLD SERIES RECORD

Year	Won	Lost	Pct.
2011	5	0	1.000
2010	6	1	.857
2004	3	2	.600
2003	1	2	.333
2002	4	2	.667
1985	0	2	.000
1982	0	2	.000
1981	2	2	.500
1977	3	2	.600
1975	4	2	.667
Totals	28	17	.622

NCAA TOURNAMENT HISTORY

2011

College World Series at Omaha, Neb.
Won 5, Lost 0 (Won National Championship)

South Carolina def. Texas A&M	5-4
South Carolina def. Virginia	7-1
South Carolina def. Virginia	3-2 (13 inn.)
Championship Series	
South Carolina def. Florida	W, 2-1 (11 inn.)
South Carolina def. Florida	W, 5-2

NCAA Super Regional at Columbia, S.C.
Won 2, Lost 0

South Carolina def. Connecticut	W, 5-1
South Carolina def. Connecticut	W, 8-2
NCAA Regional at Columbia, S.C.	
Won 3, Lost 0 (Finished 1st)	
South Carolina def. Georgia Southern	W, 2-1
South Carolina def. Stetson	W, 11-5
South Carolina def. Stetson	W, 8-2

2010

College World Series at Omaha, Neb.
Won 6, Lost 1 (Won National Championship)

Oklahoma def. South Carolina	4-3
South Carolina def. Arizona State	11-4
South Carolina def. Oklahoma	3-2 (12 inn.)
South Carolina def. Clemson	5-1
South Carolina def. Clemson	4-3

Championship Series

South Carolina def. UCLA	7-1
South Carolina def. UCLA	2-1 (11 inn.)

NCAA Super Regional at Myrtle Beach, S.C.

Won 2, Lost 0

South Carolina def. Coastal Carolina	4-3
South Carolina def. Coastal Carolina	10-9

NCAA Regional at Columbia, S.C.

Won 3, Lost 0 (Finished 1st)

South Carolina def. Bucknell	9-5
South Carolina def. The Citadel	9-4
South Carolina def. Virginia Tech	10-2

2009

NCAA Regional at Greenville, N.C.

Won 2, Lost 2 (Finished 2nd)

South Carolina def. George Mason	11-3
South Carolina def. East Carolina	12-2
East Carolina def. South Carolina	8-6
East Carolina def. South Carolina	10-9 (10 inn.)

2008

NCAA Regional at Raleigh, N.C.

Won 2, Lost 2 (Finished 2nd)

South Carolina def. Charlotte	15-8
NC State def. South Carolina	5-4
South Carolina def. James Madison	7-5
NC State def. South Carolina	2-1

2007

NCAA Super Regional at Chapel Hill, N.C.

Won 1, Lost 2

North Carolina def. South Carolina	9-6
South Carolina def. North Carolina	8-6
North Carolina def. South Carolina	9-4

NCAA Regional at Columbia, S.C.

Won 3, Lost 0 (Finished 1st)

South Carolina def. Wofford	9-1
South Carolina def. Charlotte	12-8
South Carolina def. Charlotte	11-6

2006

NCAA Super Regional at Athens, Ga.

Won 1, Lost 2

South Carolina def. Georgia	15-6
Georgia def. South Carolina	11-5
Georgia def. South Carolina	11-6

NCAA Regional at Charlottesville, Va.

Won 3, Lost 1 (Finished 1st)

South Carolina def. Evansville	4-2
South Carolina def. Virginia	8-2
Evansville def. South Carolina	15-5
South Carolina def. Evansville	5-1

2005

NCAA Regional at Atlanta, Ga.

Won 3, Lost 2 (Finished 2nd)

South Carolina def. Michigan	6-5
Georgia Tech def. South Carolina	10-2
South Carolina def. Michigan	4-3
South Carolina def. Georgia Tech	8-3
Georgia Tech def. South Carolina	5-0

2004

College World Series at Omaha, Neb.

Won 3, Lost 2

Cal State Fullerton def. South Carolina	2-0
South Carolina def. LSU	15-4
South Carolina def. Miami (Fla.)	15-11
South Carolina def. Cal State Fullerton	5-3
Cal State Fullerton def. South Carolina	4-0

NCAA Super Regional at Columbia, S.C.

Won 2, Lost 0

South Carolina def. East Carolina	4-2
South Carolina def. East Carolina	5-3

NCAA Regional at Columbia, S.C.

Won 3, Lost 0 (Finished 1st)

South Carolina def. The Citadel	12-4
South Carolina def. North Carolina	5-2
South Carolina def. North Carolina	7-6

2003

College World Series at Omaha, Neb.

Won 1, Lost 2

Stanford def. South Carolina	8-0
South Carolina def. LSU	11-10
Stanford def. South Carolina	13-6

NCAA Super Regional at Columbia, S.C.

Won 2, Lost 0

South Carolina def. North Carolina	5-4
South Carolina def. North Carolina	14-4

NCAA Regional at Atlanta, Ga.

Won 3, Lost 0 (Finished 1st)

South Carolina def. East Carolina	4-0
South Carolina def. Stetson	7-2
South Carolina def. Stetson	9-3

2002

College World Series at Omaha, NE

Won 4, Lost 2

Georgia Tech def. South Carolina	11-0
South Carolina def. Nebraska	10-8
South Carolina def. Georgia Tech	9-5
South Carolina def. Clemson	12-4
South Carolina def. Clemson	10-2
Texas def. South Carolina	12-6

NCAA Super Regional at Columbia, S.C.

Won 2, Lost 1

South Carolina def. Miami (Fla.)	10-7
Miami (Fla.) def. South Carolina	5-2
South Carolina def. Miami (Fla.)	6-4

NCAA Regional at Columbia, S.C.

Won 3, Lost 1 (Finished 1st)

South Carolina def. Virginia Commonwealth	6-3
South Carolina def. North Carolina	9-6
North Carolina def. South Carolina	8-4
South Carolina def. North Carolina	3-1

2001

NCAA Super Regional at Palo Alto, Calif.

Won 1, Lost 2

Stanford def. South Carolina	11-1
South Carolina def. Stanford	4-3
Stanford def. South Carolina	3-2

NCAA Regional at Columbia, S.C.

Won 4, Lost 1 (Finished 1st)

South Carolina def. The Citadel	16-0
Central Florida def. South Carolina	8-6
South Carolina def. Princeton	11-7
South Carolina def. Central Florida	9-7
South Carolina def. Central Florida	5-2



NCAA TOURNAMENT HISTORY

2000

NCAA Super Regional at Columbia, S.C.

Won 1, Lost 2

South Carolina def. La-Lafayette	6-3
La.-Lafayette def. South Carolina	7-1
La.-Lafayette def. South Carolina	3-2

NCAA Regional at Columbia, S.C.

Won 3, Lost 0 (Finished 1st)

South Carolina def. Liberty	6-4
South Carolina def. Wake Forest	6-1
South Carolina def. Wake Forest	8-4

1998

Atlantic Region Tournament at Coral Gables, Fla.

Won 2, Lost 2 (Finished 3rd)

South Carolina def. Florida International	21-9
South Carolina def. Texas Tech	9-8
Miami (Fl.) def. South Carolina	14-2
North Carolina def. South Carolina	4-2

1993

Atlantic Region Tournament at Atlanta, Ga.

Won 1, Lost 2 (Finished 4th)

South Carolina def. East Carolina	6-5
Wichita State def. South Carolina	3-2
Georgia Tech def. South Carolina	12-0

1992

Atlantic Region Tournament at Coral Gables, Fla.

Won 2, Lost 2 (Finished 3rd)

South Carolina def. Notre Dame	5-1
South Carolina def. N.C. State	9-6
Miami (Fl.) def. South Carolina	17-2
Notre Dame def. South Carolina	11-2

1988

Atlantic Region Tournament at Coral Gables, Fla.

Won 3, Lost 2 (Finished 2nd)

South Carolina def. James Madison	3-2
Georgia Tech def. South Carolina	7-6
South Carolina def. Towson State	5-1
South Carolina def. Georgia Tech	5-0
Miami (Fl.) def. South Carolina	10-3

1986

Atlantic Region Tournament at Coral Gables, Fla.

Won 1, Lost 2 (Finished 4th)

South Carolina def. Alabama	5-3
Miami (Fl.) def. South Carolina	7-5
Alabama def. South Carolina	8-7

1985

College World Series at Omaha, Neb.

Won 0, Lost 2 (Finished 8th)

Arkansas def. South Carolina	1-0 (14)
Oklahoma State def. South Carolina	16-11

East Region Tournament at Columbia, S.C.

Won 4, Lost 0 (Finished 1st)

South Carolina def. LaSalle	11-1
South Carolina def. St. John's	13-6
South Carolina def. Western Carolina	14-3
South Carolina def. LaSalle	4-2

1984

South II Region Tournament at Starkville, Miss.

Won 2, Lost 2 (Finished 3rd)

South Carolina def. Mississippi State	4-1
South Carolina def. North Carolina	5-4
New Orleans def. South Carolina	6-5
Mississippi State def. South Carolina	18-9

1983

East Region Tournament at Chapel Hill, N.C.

Won 0, Lost 2 (Finished 5th)

James Madison def. South Carolina	9-4
Delaware def. South Carolina	12-11

1982

College World Series at Omaha, Neb.

Won 0, Lost 2 (Finished 7th)

Stanford def. South Carolina	15-4
Oklahoma State def. South Carolina	10-8

East Region Tournament at Columbia, S.C.

Won 4, Lost 0 (Finished 1st)

South Carolina def. West Virginia	7-0
South Carolina def. The Citadel	6-4
South Carolina def. The Citadel	11-2
South Carolina def. West Virginia	2-1

1981

College World Series at Omaha, Neb.

Won 2, Lost 2 (Finished 4th)

Oklahoma State def. South Carolina	8-5
South Carolina def. Maine	12-7
South Carolina def. Mississippi State	6-5
Arizona State def. South Carolina	10-7

East Region Tournament at Columbia, S.C.

Won 3, Lost 0 (Finished 1st)

South Carolina def. Temple	15-6
South Carolina def. Memphis State	8-5
South Carolina def. Memphis State	11-5

1980

Atlantic Region Tournament at Clemson, S.C.

Won 2, Lost 2 (Finished 2nd)

South Carolina def. Georgia Southern	7-2
Clemson def. South Carolina	6-2
South Carolina def. East Tennessee State	8-5
Clemson def. South Carolina	17-12

1977

College World Series at Omaha, Neb.

Won 3, Lost 2 (Finished 2nd)

South Carolina def. Baylor	3-2 (10)
South Carolina def. Los Angeles State	6-2
South Carolina def. SIU-Carbondale	5-4
Arizona State def. South Carolina	6-2
Arizona State def. South Carolina	2-1

Atlantic Region Tournament at Columbia, S.C.

Won 4, Lost 1 (Finished 1st)

South Alabama def. South Carolina	7-6
South Carolina def. East Carolina	4-1
South Carolina def. South Alabama	11-2
South Carolina def. Wake Forest	5-2
South Carolina def. Wake Forest	6-1

1976

Atlantic Region Tournament at Columbia, S.C.

Won 1, Lost 2 (Finished 3rd)

South Carolina def. Virginia Tech	7-6
Clemson def. South Carolina	7-4
Furman def. South Carolina	12-1

1975

College World Series at Omaha, Neb.

Won 4, Lost 2 (Finished 2nd)

South Carolina def. Seton Hall	3-1
South Carolina def. Eastern Michigan	5-1
South Carolina def. Arizona State	6-3
Texas def. South Carolina	17-6
South Carolina def. Arizona State	4-1
Texas def. South Carolina	5-1

Atlantic Region Tournament at Columbia, S.C.

Won 3, Lost 0 (Finished 1st)

South Carolina def. The Citadel	11-3
South Carolina def. Temple	15-0
South Carolina def. N.C. State	4-3

1974

District III Tournament at Starkville, Miss.

Won 4, Lost 2 (Finished 2nd)

South Carolina def. N.C. State	9-0
South Carolina def. East Carolina	5-1
Miami (Fl.) def. South Carolina	5-0
South Carolina def. Georgia Southern	1-0
South Carolina def. Miami (Fl.)	3-1
Miami (Fl.) def. South Carolina	2-1

COLLEGE WORLD SERIES MOST OUTSTANDING PLAYER

2011 — Scott Wingo
2010 — Jackie Bradley Jr.

COLLEGE WORLD SERIES ALL-TOURNAMENT TEAM

2011 — Robert Beary, C; Peter Mooney, SS; Matt Price, P; Michael Roth, P; Brady Thomas, DH; Christian Walker, 1B; Scott Wingo, 2B
2010 — Christian Walker, 1B; Evan Marzilli, OF; Brady Thomas, DH; Jackie Bradley Jr. OF
2004 — Steve Pearce, 1B; Landon Powell, C; Bryan Triplett, 3B
2002 — Justin Harris, OF; Landon Powell, C
1981 — Rod Carraway, SS
1977 — Mookie Wilson, OF (unanimous); Randy Martz, P; Chuck McLean, OF
1975 — Earl Bass, P; Mark Van Bever, 2B; Steve Cook, OF

NCAA REGIONAL MVP

2011 Columbia — Robert Beary, C
2010 Columbia — Adrian Morales, 3B
2008 Raleigh — Justin Smoak, 1B
2007 Columbia — Justin Smoak, 1B
2006 Charlottesville — Phil Disher, DH
2004 Columbia — Steve Pearce, 1B
2003 Atlanta — Landon Powell, C
2002 Columbia — Yaron Peters, 1B
2001 Columbia — Kip Bouknight, P
2000 Columbia — Peter Bauer, P
1985 East — Mike Cook, P
1982 East — Greg Morhardt, 1B
1981 East — Jim Curl, 1B

NCAA REGIONAL ALL-TOURNAMENT TEAM

2011 Columbia — Robert Beary, C; Evan Marzilli, OF; Adrian Morales, 3B; Michael Roth, P; Christian Walker, 1B; Scott Wingo, 2B
2010 Columbia — Jackie Bradley Jr., OF; Blake Cooper, P; Kyle Enders, C; Evan Marzilli, DH; Adrian Morales, OF; Brady Thomas, DH
2009 Greenville — Jackie Bradley, Jr., OF; Blake Cooper, P; Justin Dalles, C; Bobby Haney, SS
2008 Raleigh — Blake Cooper, P; Reese Havens, SS; DeAngelo Mack, OF; Whit Merrifield, OF; Justin Smoak, 1B
2007 Columbia — Andrew Crisp, OF; James Darnell, 3B; Phil Disher, C; Curtis Johnson, P; Trent Kline, C; Justin Smoak, 1B
2006 Charlottesville — Chris Brown, 2B; Mike Cisco, P; Phil Disher, C; Neil Giesler, 3B; Wynn Pelzer, P
2005 Atlanta — Michael Campbell, OF; Neil Giesler, 3B; Steve Pearce, 1B
2004 Columbia — Matt Campbell, P; Michael Campbell, OF; Kevin Melillo, 2B; Steve Pearce, 1B; Mark Stanley, OF; Bryan Triplett, 3B
2003 Atlanta — Chris Hernandez, P; Kevin Melillo, 2B; Landon Powell, C; Steven Tolleson, OF; Bryan Triplett, 1B
2002 Columbia — Justin Harris, 2B; Drew Meyer, SS; Yaron Peters, 1B; Blake Taylor, P
2001 Columbia — Kip Bouknight, P; Lee Gronkiewicz, P; Marcus McBeth, OF; Michael Floyd, OF; Bryon Jeffcoat, 2B; Tim Whittaker, C; Garriss Gonc, OF
2000 Columbia — Peter Bauer, P; Drew Meyer, SS; John McHenry, IF; Brandon Pack, C; Chris Plummer, 3B
1998 Atlantic — Ryan Bordenick, C; Derick Urquhart, OF; Jay Lambert, 2B
1992 Atlantic — Jerry Shepherd, OF
1988 Atlantic — Skeets Thomas, OF; Brian Williams, P; Adrian Adkins, DH
1986 Atlantic — Dave Hollins, 3B
1985 East — Jeff Barns, SS; Dave Hollins, 3B; Scott Mackie, OF; Rob Rinehart, OF; Charlie Aldrich, DH; Mike Cook, P
1984 South II — Kent Anderson, SS; Greg Morhardt, 1B
1982 East — Joe Kucharski, P; Chris Boyle, C; Greg Morhardt, 1B; John Sullivan, 3B; Kent Anderson, SS; Phillip Wilson, OF
1981 East — Bobby Kish, P; Rob Lowery, C; Jim Curl, 1B; Robby Vollmer, OF
1980 Atlantic — Greg Jonson, SS; Joe McCarthy, OF

Carolina Gamecocks

CONFERENCE TOURNAMENT HISTORY

SEC TOURNAMENT RECORD

Year	Won	Lost	Pct.
2011	1	2	.333
2010	0	2	.000
2009	1	2	.333
2008	1	2	.333
2007	2	2	.500
2006	1	2	.333
2005	1	2	.333
2004	4	0	1.000
2003	1	2	.333
2002	4	2	.667
2001	3	2	.600
2000	2	2	.500
1999	0	2	.000
1998	0	2	.000
1997	0	1	.000
1995	0	2	.000
1994	0	2	.000
1993	0	2	.000
1992	3	2	.600
Totals	24	35	.407

METRO TOURNAMENT RECORD

Year	Won	Lost	Pct.
1991	3	2	.600
1990	1	2	.333
1989	0	2	.000
1988	2	2	.500
1987	1	2	.333
1986	3	2	.600
1985	3	2	.600
1984	3	2	.600
Totals	16	16	.500

SEC & METRO TOURNAMENT TOTALS

Totals	40	51	.440
---------------	-----------	-----------	-------------

2011

SEC Tournament at Hoover, Ala.

Won 1, Lost 2 (Tied 5th)

South Carolina def. Auburn 7-3

Vanderbilt def. South Carolina 7-2

Georgia def. South Carolina 4-2

2010

SEC Tournament at Hoover, Ala.

Won 0, Lost 2 (Tied 7th)

Ole Miss def. South Carolina 3-0

Auburn def. South Carolina 3-1 (12 inn.)

2009

SEC Tournament at Hoover, Ala.

Won 1, Lost 2 (Tied 5th)

South Carolina def. Alabama 9-5

Vanderbilt def. South Carolina 5-4

LSU def. South Carolina 4-1

2008

SEC Tournament at Hoover, Ala.

Won 1, Lost 2 (Tied 5th)

LSU def. South Carolina 5-4 (10 inn.)

South Carolina def. Florida 11-3

Vanderbilt def. South Carolina 7-5

2007

SEC Tournament at Hoover, Ala.

Won 2, Lost 2 (Tied 3rd)

South Carolina def. Florida 4-3 (12 inn.)

Arkansas def. South Carolina 6-0

South Carolina def. Florida 5-3

Arkansas def. South Carolina 3-2

2006

SEC Tournament at Hoover, Ala.

Won 1, Lost 2 (Tied 5th)

South Carolina def. Kentucky 4-2

Vanderbilt def. South Carolina 11-1 (7 inn.)

Georgia def. South Carolina 16-10

2005

SEC Tournament at Hoover, Ala.

Won 1, Lost 2 (Tied 5th)

South Carolina def. Tennessee 12-2

Mississippi State def. South Carolina 6-2

Tennessee def. South Carolina 4-1

2004

SEC Tournament at Hoover, Ala.

Won 4, Lost 0 (1st)

South Carolina def. Ole Miss 7-6 (10 inn.)

South Carolina def. Tennessee 5-1

South Carolina def. Arkansas 3-2

South Carolina def. Vanderbilt 3-2

2003

SEC Tournament at Hoover, Ala.

Won 1, Lost 2 (Tied 5th)

Alabama def. South Carolina 9-7

South Carolina def. Vanderbilt 3-2

Auburn def. South Carolina 5-1

2002

SEC Tournament at Hoover, Ala.

Won 4, Lost 2 (2nd)

South Carolina def. Arkansas 10-1

LSU def. South Carolina 8-3

South Carolina def. Arkansas 6-2

South Carolina def. LSU 10-8

South Carolina def. LSU 5-4

Alabama def. South Carolina 6-2

2001

SEC Tournament at Hoover, Ala.

Won 3, Lost 2 (Tied 3rd)

Miss. State def. South Carolina 2-1

South Carolina def. Auburn 5-4

South Carolina def. Georgia 10-2

South Carolina def. Miss. State 7-6

Miss. State def. South Carolina 1-0

2000

SEC Tournament at Hoover, Ala.

Won 2, Lost 2 (Tied 3rd)

Kentucky def. South Carolina 6-4

South Carolina def. Auburn 11-4

South Carolina def. Kentucky 12-5

Florida def. South Carolina 12-4

1999

SEC Tournament at Hoover, Ala.

Won 0, Lost 2 (Tied 7th)

Mississippi St. def. South Carolina 7-5

Louisiana State def. South Carolina 2-0

1998

SEC Tournament at Hoover, Ala.

Won 0, Lost 2 (Tied 7th)

Mississippi St. def. South Carolina 9-8

Louisiana State def. South Carolina 6-0

1997

SEC Tournament at Columbus, Ga.

Won 0, Lost 1 (Tied 7th)

Mississippi State def. South Carolina 12-9

1995

SEC East Tournament at Knoxville, Tenn.

Won 0, Lost 2 (Finished 6th)

Kentucky def. South Carolina 6-2

Tennessee def. South Carolina 8-0

1994

SEC East Tournament at Lexington, Ky.

Won 0, Lost 2 (Finished 5th)

Kentucky def. South Carolina 6-5

Tennessee def. South Carolina 8-1

1993

SEC East Tournament at Columbia, S.C.

Won 0, Lost 2 (Finished 5th)

Georgia def. South Carolina 3-1

Vanderbilt def. South Carolina 11-7

1992

SEC Tournament at New Orleans, La.

Won 3, Lost 2 (Finished 3rd)

Arkansas def. South Carolina 8-6

South Carolina def. Vanderbilt 14-1

South Carolina def. Arkansas 9-5

South Carolina def. Florida 14-4

Louisiana State def. South Carolina 6-3

1991

Metro Conference Tournament at Salem, Va.

Won 3, Lost 2 (Finished 3rd)

South Carolina def. Virginia Tech 17-1

Florida State def. South Carolina 17-0

South Carolina def. Louisville 7-5

South Carolina def. Southern Mississippi 10-8

Florida State def. South Carolina 10-9 (10)

1990

Metro Conference Tournament at Hattiesburg, Miss.

Won 1, Lost 2 (Finished 6th)

Cincinnati def. South Carolina 6-2

South Carolina def. Louisville 3-2

Virginia Tech def. South Carolina 2-1

CAROLINA GAMECOCKS

STAFF

PLAYER PROFILES

OPPONENTS

SEASON IN REVIEW

HISTORY & RECORDS



CONFERENCE TOURNAMENT HISTORY

1989

Metro Conference Tournament at Columbia, S.C.

Won 0, Lost 2 (Finished 6th)

Memphis State def. South Carolina 11-10

Virginia Tech def. South Carolina 8-4

1988

Metro Conference Tournament at Tallahassee, Fla.

Won 2, Lost 2 (Finished 2nd)

South Carolina def. Southern Mississippi 4-2

Florida State def. South Carolina 9-3

South Carolina def. Southern Mississippi 6-2

Florida State def. South Carolina 9-1

1987

Metro Conference Tournament at Columbia, S.C.

Won 1, Lost 2 (Finished 4th)

South Carolina def. Memphis State 6-2

Florida State def. South Carolina 9-5

Cincinnati def. South Carolina 19-4

1986

Metro Conference Tournament at Tallahassee, Fla.

Won 3, Lost 2 (Finished 2nd)

South Carolina def. Southern Mississippi 10-1

South Carolina def. Memphis State 4-3

South Carolina def. Florida State 8-5

Florida State def. South Carolina 3-0

Florida State def. South Carolina 7-2

1985

Metro Conference Tournament at Tallahassee, Fla.

Won 3, Lost 2 (Finished 2nd)

South Carolina def. Southern Mississippi 13-1

South Carolina def. Memphis State 19-8

South Carolina def. Virginia Tech 9-6

Florida State def. South Carolina 7-5

Florida State def. South Carolina 11-5

1984

Metro Conference Tournament at Tallahassee, Fla.

Won 3, Lost 2 (Finished 2nd)

South Carolina def. Florida State 4-3

South Carolina def. Southern Mississippi 8-5

South Carolina def. Cincinnati 4-3

Virginia Tech def. South Carolina 6-3

Florida State def. South Carolina 11-10

SEC ALL-TOURNAMENT TEAM

2011 — Michael Roth, P

2006 — Mike Cisco, P

2005 — Neil Giesler, 3B

2004 — Brendan Winn, OF;

(Kevin Melillo/Steven Tolleson - Co-MVP's)

2002 — Gary Bell, P; Drew Meyer, SS;

Steve Thomas, OF

2001 — Michael Floyd, OF; Bryon Jeffcoat, 2B

2000 — Drew Meyer, SS

1992 — Jerry Shepherd, OF; Burke Cromer,

3B; Dave Willman, C

METRO

ALL-TOURNAMENT TEAM

1991 — Jeff Parnell, 1B; Burke Cromer, 3B

1990 — Burke Cromer, SS

1988 — Skeets Thomas, OF; Brian

Williams, 3B; Brian Williams, P

1986 — Jeff Morris, OF; Joe Datin, IB; Brian

Currie, P; Dave Hollins, 3B; Jeff Churchich,

DH

1985 — Jeff Barns, SS; Rob Rinehart, OF;

Scott Mackie, OF


1984 — Greg Morhardt, IB; Rob Rinehart, OF;

Jim St. Laurent, OF



Kevin Melillo

2004 SEC Tournament Co-MVP



Steven Tolleson

2004 SEC Tournament Co-MVP

FINAL NATIONAL POLLS

Year	Baseball America	Collegiate Baseball	USA Today
2011	1st	1st	1st
2010	1st	1st	1st
2009	25th	21st	21st
2008		28th	
2007	10th	11th	10th
2006	13th	12th	15th
2005	25th	26th	23rd
2004	3rd	3rd	3rd
2003	10th	6th	7th
2002	2nd	2nd	2nd
2001	12th	15th	13th
2000	4th	9th	8th
1998	16th	19th	18th
1993	25th	29th	25th
1992	18th	28th	
1988	20th	17th	
1985	13th	8th	
1984		21st	
1983		28th	
1982		7th	
1981		4th	
1980		9th	
1979		21st	
1977		6th	
1976		17th	
1975		4th	
1974		9th	

CAROLINA GAMECOCKS

STAFF

PLAYER PROFILES

OPPONENTS

SEASON IN REVIEW


HISTORY & RECORDS

123


Carolina Gamecocks

ALL-AMERICANS


CAROLINA GAMECOCKS



Scott Barber
2000



Earl Bass
1974, 1975




Peter Bauer
1998, 2000




Joe Biernat
1993



Chad Blackwell
2004



Ryan Bordenick
1997, 1998



Kip Bouknight
1998, 2000




Brian Buscher
2003

STAFF




Matt Campbell
2004



Mike Cook
1985




Blake Cooper
2010



Mike Curry
1998



Phil Disher
2007



Adam Everett
1998




Lee Gronkiewicz
2001




Reese Havens
2008


PLAYER PROFILES




Paul Hollins
1981




Greg Jonson
1980




Joe Kucharski
1982




Rob Lowery
1981



David Marchbanks
2003



John Marquardt
1978



Randy Martz
1977



Drew Meyer
2002

OPPONENTS



Steve Pearce
2005



Yaron Peters
2002




Landon Powell
2004



Matt Price
2011




Aaron Rawl
2004



Brian Roberts
1999



Michael Roth
2011



Hank Small
1974, 1975

SEASON IN REVIEW



Justin Smoak
2007, 2008




Blake Taylor
2002




John Taylor
2011




Christian Walker
2011



Mac White
1993, 1994



Mookie Wilson
1977



Tim Whittaker
2001

HISTORY & RECORDS

AWARDS & HONORS

ALL-AMERICANS

2011 - **Matt Price, RP**, (*Baseball America, CollegeBaseballInsider.com, NCBWA, Perfect Game*) **Michael Roth, SP**, (*ABCA, Baseball America, CollegeBaseballInsider.com, Collegiate Baseball, NCBWA, Perfect Game USA*) **John Taylor, RP**, (*CollegeBaseballInsider.com*) **Christian Walker, 1B**, (*Baseball America*)
 2010 - **Blake Cooper, SP**, (*ABCA, Collegiate Baseball*)
 2008 - **Reese Havens, SS**, (*Baseball America, Collegiate Baseball, NCBWA*) **Justin Smoak, 1B**, (*ABCA, Baseball America, Collegiate Baseball, NCBWA*)
 2007 - **Phil Disher, DH**, (*NCBWA*) **Justin Smoak, 1B**, (*Baseball America*)
 2005 - **Steve Pearce, 1B**, (*Baseball America*)
 2004 - **Chad Blackwell, SP**, (*ABCA, Baseball America, Collegiate Baseball, NCBWA*) **Matt Campbell, SP**, (*Baseball America*) **Landon Powell, C**, (*ABCA, Baseball America, Collegiate Baseball, NCBWA, Sports Weekly*) **Aaron Rawl**, (*NCBWA*)
 2003 - **Brian Buscher, 3B**, (*Collegiate Baseball*) **David Marchbanks, LHP**, (*ABCA, Baseball America, Collegiate Baseball, NCBWA*)
 2002 - **Drew Meyer, SS**, (*ABCA, Baseball America, Collegiate Baseball*) **Yaron Peters 1B**, (*ABCA, Baseball America, Baseball Weekly, Collegiate Baseball, NCBWA*) **Blake Taylor, RP**, (*ABCA, Baseball America, Baseball Weekly, Collegiate Baseball, NCBWA*)
 2001 - **Lee Gronkiewicz, RP**, (*Collegiate Baseball, Baseball Weekly, Baseball America*) **Tim Whittaker, C**, (*Baseball America*)
 2000 - **Scott Barber, RP**, (*ABCA*) **Peter Bauer, SP**, (*ABCA*) **Kip Bouknight, SP**, (*TPX, Baseball America, Sporting News, ABCA, Baseball Weekly, NCBWA*)
 1999 - **Brian Roberts, SS**, (*Baseball America*) (2nd Team); (*Collegiate Baseball*) (3rd Team)
 1998 - **Adam Everett, SS**, (*Baseball America, ABCA*) (2nd Team); *NCBWA* (2nd Team); *TPX* (3rd Team); **Mike Curry, OF**, (*Baseball America, TPX*) (2nd Team); *NCBWA* (3rd Team); **Ryan Bordenick, UT**, (*NCBWA*) (2nd Team); **Kip Bouknight, P**, (*NCBWA*) (3rd Team)
 1997 - **Ryan Bordenick, DH**, (*Coaches; NCBWA*) (3rd team)
 1994 - **Mac White, CF**, (*NCBWA*) (3rd team)
 1993 - **Joe Biernat, SS**, (*NCBWA*) **Mac White, CF**, (*NCBWA*)
 1985 - **Mike Cook, P**, (*Coaches; Baseball America*)
 1982 - **Joe Kucharski, P**, (*Coaches*)
 1981 - **Rob Lowery, C**, (*Baseball Bulletin*) **Paul Hollins, OF**, (*Coaches*) (2nd team); *Baseball Bulletin* (2nd team)
 1980 - **Greg Jonson, SS**, (*Baseball Bulletin*)
 1978 - **John Marquardt, 3B**, (*Coaches*)
 1977 - **Randy Martz, P**, (*Coaches, Sporting News*) **Mookie Wilson, OF**, (*Sporting News*) (2nd team)
 1975 - **Earl Bass, P**, (*Coaches*) **Hank Small, 1B**, (*Coaches*)
 1974 - **Earl Bass, P**, (*Coaches*) **Hank Small, 1B**, (*Coaches*) (2nd team)

FRESHMAN ALL-AMERICANS

2010 - **Matt Price, RP**, (*Baseball America, Collegiate Baseball*) **Christian Walker, 1B**, (*Baseball America*)
 2009 - **Jackie Bradley Jr., OF**, (*Collegiate Baseball*)
 2008 - **Sam Dyson, SP**, (*Collegiate Baseball*)
 2007 - **Blake Cooper, SP**, (*Collegiate Baseball*)
 2006 - **Andrew Crisp, OF**, (*Collegiate Baseball*)
 Justin Smoak, 1B, (*Collegiate Baseball*)
 2000 - **Drew Meyer, SS**, (*TPX; Baseball America; Baseball Weekly*)
 1998 - **Kip Bouknight, SP**, (*TPX*) **Peter Bauer, SP**, (*TPX*)
 1996 - **Mike Curry, OF**, (*Mizuno*)
 1993 - **Jason Haynie, P**, (*Mizuno*)
 1991 - **Mac White, OF**, (*Baseball America*) (2nd team)

ACADEMIC ALL-AMERICANS

(Selected by CoSIDA)

2011 - Michael Roth, P (1st team)
 1985 - Rob Rinehart, OF (2nd team)
 1981 - Jim Curl, IB; Paul Hollins, OF (2nd team)
 1980 - Jim Curl, IB; Paul Hollins, OF (3rd team)
 1977 - Randy Martz, P; Mark Van Bever, 2B
 1974 - John Gambrell, OF

GOLDEN SPIKES AWARD

(Awarded to the Outstanding College Player in the United States by USA Baseball)

2000 - Kip Bouknight, P

ROTARY SMITH AWARD

(Awarded to the Outstanding College Player in the United States by the Rotary Club of Houston, TX)

2000 - Kip Bouknight, P

LEFTY GOMEZ PLATE

(Awarded 1974-77 to the Outstanding Amateur Player in the United States)

1977 - Randy Martz, P

COLLEGEBaseballInsider.COM PLAYER OF THE YEAR

2011 - Michael Roth, P

NATIONAL COACH OF THE YEAR

2011 - Ray Tanner (ABCA, Collegiate Baseball)
 2010 - Ray Tanner (Baseball America, Collegiate Baseball)
 2000 - Ray Tanner (Baseball America)

NATIONAL ASSISTANT COACH OF THE YEAR

2011 - Chad Holbrook (Baseball America/ABCA)
 2002 - Jim Toman (Baseball America/ABCA)

ABCA SOUTH REGION COACH OF THE YEAR

2011 - Ray Tanner
 2010 - Ray Tanner
 2002 - Ray Tanner

ABCA ATLANTIC REGION COACH OF THE YEAR

1977 - June Raines
 1975 - Bobby Richardson

FRED BRINKMAN INSPIRATIONAL AWARD

2011 - Adrian Morales, INF
 2010 - Brady Thomas, C
 2009 - Jay Brown, P
 2008 - Reese Havens, SS
 2007 - Arik Hempy, P
 2006 - Phil Disher, C/Wynn Pelzer, P
 2005 - Mark Stanley, OF
 2004 - Kevin Melillo, INF
 2003 - Steven Bondurant, P
 2002 - Trey Dyson, DH
 2001 - Brennan Dees, OF
 2000 - Brennan Dees, OF
 1999 - Jamie Poston, P
 1998 - Derick Urquhart, OF

IRBY RAINES COACHES' AWARD

(Named for the late father of Coach June Raines.)

2011 - Robert Beary, C
 2010 - Whit Merrifield, OF
 2009 - Whit Merrifield, OF
 2008 - Whit Merrifield, OF
 2007 - Phil Disher, C
 2006 - Chris Brown, INF
 2005 - Brendan Winn, OF

2004 - Steven Tolleson, INF
 2003 - Steven Tolleson, OF/INF
 2002 - Steven Bondurant, P; Kevin Melillo, INF
 2001 - David Marchbanks, P
 2000 - Brandon Pack, C
 1999 - Scott Barber, P
 1998 - Ryan Bordenick, C
 1997 - Derick Urquhart, OF
 1996 - Brian Hucks, C
 1995 - Mark Mapes, OF
 1994 - Mark Gugino, LF
 1993 - Stacy Stokes, 2B
 1992 - Brian Lawler, OF
 1991 - Burke Cromer, 3B
 1990 - Brian Beatson, P
 1989 - Mike McGee, OF
 1988 - Garrett Carter, OF
 1987 - Dave Smyth, OF
 1986 - Riley Polk, 2B
 1985 - Rob Rinehart, OF
 1984 - John Sullivan, 3B
 1983 - Art Finley, 2B
 1982 - Don Gordon, P
 1981 - Tom Williams, 2B

TAYLOR MCENTIRE MOST VALUABLE PLAYER AWARD

2011 - Matt Price, P; Christian Walker, 1B
 2010 - Jackie Bradley Jr., OF
 2009 - DeAngelo Mack, OF
 2008 - Reese Havens, SS
 2007 - Travis Jones, INF
 2006 - Michael Campbell, OF
 2005 - Steve Pearce, 1B
 2004 - Landon Powell, C
 2003 - Brian Buscher, 3B
 2002 - Yaron Peters, 1B
 2001 - Tim Whittaker, C
 2000 - Kip Bouknight, P
 1999 - Brian Roberts, SS
 1998 - Adam Everett, SS
 1997 - Rob Streicher, C
 1996 - Jason Haynie, P
 1995 - Mark Mapes, OF
 1994 - Mac White, CF
 1993 - Joe Biernat, SS; Rich Pratt, P
 1992 - Dave Willman, C
 1991 - Dave Willman, C
 1990 - Skeets Thomas, OF
 1989 - Tripp Cromer, SS
 1988 - Garrett Carter, OF; Mark Nelson, C
 1987 - Dave Smyth, OF
 1986 - Jeff Morris, OF
 1985 - Mike Cook, P; Joe Datin, OF
 1984 - Greg Morhardt, IB; Kent Anderson, SS
 1983 - Mike Werner, P
 1982 - Joe Kucharski, P
 1981 - Paul Hollins, OF

CAROLINA GAMECOCKS

STAFF

PLAYER PROFILES

OPPONENTS

SEASON IN REVIEW

HISTORY & RECORDS



Carolina Gamecocks

AWARDS & HONORS

CAROLINA GAMECOCKS

STAFF

PLAYER PROFILES

OPPONENTS

SEASON IN REVIEW

HISTORY & RECORDS

SEC PLAYER OF THE YEAR

2002 - Yaron Peters
2000 - Kip Bouknight

SEC PITCHER OF THE YEAR

2003 - David Marchbanks

SEC MALE BOYD MCWHORTER SCHOLAR-ATHLETE OF THE YEAR

2002 - Trey Dyson

SEC COACH OF THE YEAR

2011 - Ray Tanner
2000 - Ray Tanner
1998 - Ray Tanner

ALL-SOUTHEASTERN CONFERENCE

2011 - **Matt Price, RP; Michael Roth, P;**
Scott Wingo, 2B; Christian Walker, 1B (2nd)
2010 - **Blake Cooper, P;** Jackie Bradley Jr., OF (2nd);
Matt Price, RP (2nd)
2009 - Justin Dalles, C (2nd); Nick Ebert, 1B (2nd);
Bobby Haney, SS (2nd); DeAngelo Mack, OF (2nd)
2008 - **Justin Smoak, 1B;** James Darnell, 3B (2nd);
Phil Disher, DH (2nd); Reese Havens, SS (2nd)
2007 - **Phil Disher, DH; Travis Jones, 2B;**
James Darnell, 3B (2nd); Justin Smoak, 1B (2nd)
2006 - **Michael Campbell, OF;** Robbie Grinestaff, DH (2nd);
Reese Havens, SS (2nd); Wynn Pelzer, RP (2nd)
2005 - **Steven Tolleson, SS;** Steve Pearce 1B; (2nd)
2004 - **Chad Blackwell, RP; Landon Powell, C;**
Brendan Winn, OF (2nd)
2003 - **Brian Buscher, 3B; David Marchbanks, P;**
Landon Powell, C
2002 - **Yaron Peters, 1B; Drew Meyer, SS;**
Blake Taylor, RP; Trey Dyson, DH
2001 - **Garris Gonce, OF; Lee Gronkiewicz, RP;**
Marcus McBeth, CF (2nd)
2000 - **Kip Bouknight, P; Scott Barber, RP;**
Peter Bauer, P (2nd); Drew Meyer, SS (2nd);
Nate Janowicz, OF (2nd).
1999 - **Tim Angiolini, DH;** Brian Roberts, SS, (2nd)
1998 - **Adam Everett, SS; Mike Curry, OF;**
Kip Bouknight, P
1997 - **Ryan Bordenick, DH; Brett Jodie, P**
1996 - Jason Haynie, P (2nd)
1995 - Mark Mapes, OF (2nd)
1994 - **Mac White, OF;** Mark Gugino, OF (2nd);
Rob DeBoer, C (2nd)
1993 - **Joe Biernat, SS; Rich Pratt, P; Mac White,**
CF; Jason Haynie, P (2nd)
1992 - **D.T. Cromer, DH; Jerry Shepherd, OF;**
Dave Willman, C

bold indicates first-team honors

ALL-FRESHMAN SOUTHEASTERN CONFERENCE

2011 - Forrest Koumas, P
2010 - Evan Marzilli, OF; Matt Price, RP; Christian Walker, 1B
2009 - Nolan Belcher, SP; Jackie Bradley Jr., OF
2008 - Whit Merrifield, OF
2006 - Mike Cisco, SP; Andrew Crisp, OF; Justin Smoak, 1B
2004 - David Cash, SS; Arik Hempy, RP

ALL-DEFENSIVE SOUTHEASTERN CONFERENCE

2011 - Jackie Bradley Jr., OF; Christian Walker, 1B;
Scott Wingo, 2B
2010 - Jackie Bradley Jr., OF; Scott Wingo, 2B
2009 - Bobby Haney, SS; Whit Merrifield, OF
2008 - Reese Havens, SS

ALL-METRO CONFERENCE

1991 - **Jared Baker, P; Jerry Shepherd, OF**
1990 - **Skeets Thomas, OF; Brian Williams, UTIL;**
Burke Cromer, SS (2nd)
1989 - **Tripp Cromer, SS;** Skeets Thomas, OF (2nd);
Mike McGee, OF (2nd)
1988 - **Mark Nelson, C; Garrett Carter, OF;**
Brian Williams, SS; Adrian Adkins, DH; Joe Cardwell,
P; Brian Beatson, P
1987 - **Lee Whatley, P; Jeff Barns, SS; Dave Smyth, OF;**
Charlie Aldrich, DH
1986 - **Jeff Barns, SS; Jeff Morris, OF; Dave Menhart, P**
1985 - **Jeff Barns, SS; Joe Datin, 1B; Rob Rinehart, OF;**
Mike Cook, P
1984 - **Greg Morhardt, 1B; Kent Anderson, SS**

bold indicates first-team honors

ALL-ATLANTIC COAST CONFERENCE

1971 - Buddy Caldwell, 1B (2nd); Butch Anderson, SS (2nd)
1970 - Buddy Caldwell, 1B (2nd)
1969 - **Wallie Jones, 2B**
1968 - **Toy McCord, SS; Wallie Jones, 2B; Bill Cash, 1B**
1967 - **Dan Scarpa, C; Mike Fair, OF; Frank Partyka, 3B;**
Bobby Bryant, P (2nd)
1966 - **Bobby Bryant, P; Dan Scarpa, C;**
Frank Partyka, 3B (2nd); Al Mirando, OF (2nd)
1965 - **Dan Scarpa, C,** Ronnie Lamb, 1B (2nd); Joe Tonelli,
2B (2nd)
1964 - **Hoke Greiner, 2B; Jack McCathern, 1B;** Joe Tonelli,
3B (2nd); Dick Moseley, C (2nd)
1962 - **Jack McCathern, OF**
1961 - Charlie Williams, UT (2nd)
1959 - **Ken Rosefield, 1B**
1958 - Ken Rosefield, UT (2nd), Buddy Nidiffer, UT (2nd)
1957 - Larry Jewell, SS (2nd)
1956 - Larry Jewell, 3B (2nd); Frank Ellerbee, SS (2nd);
Jim Jarrett, UT (2nd), John Cooley, P (2nd)
1955 - Jim Jarrett, OF (2nd); Carl Brazell, UT (2nd);
Heyward Tunstall, P (2nd)
1954 - Ed Rast, OF (2nd); Heyward Tunstall, P (2nd)

bold indicates first-team honors

TEAM USA

2010 - Jackie Bradley Jr., OF
2007 - Justin Smoak, 1B
2003 - Matt Campbell, P, Ray Tanner (Head Coach)
2002 - Landon Powell, C
1997 - Adam Everett, SS
1994 - Jason Haynie, P
1993 - Jason Haynie, P
1991 - Jared Baker, P
1989 - Brian Williams, P-OF
1986 - Dave Hollins, 3B

U.S. OLYMPIC TEAM

2000 - Adam Everett, SS, Ray Tanner (Auxiliary Coach)
1996 - Ray Tanner (Assistant Coach)

U.S. OLYMPIC TRIALS

2006 - Lee Gronkiewicz, P
1997 - Adam Poe, OF
1996 - Mike Curry, OF; Adam Everett, SS
1991 - Jeff Parnell, 1B
1984 - Greg Morhardt, 1B



Adam Everett and Ray Tanner were members of the 2000 U.S. Olympic Team that won a gold medal.



AWARDS & HONORS

SEC ACADEMIC HONOR ROLL ALL-TIME MEMBERS

Name	Year
Brian Adams.....	1995
Austin Ashmore.....	2010
Will Atwood.....	2007
James Badolato.....	1994
Parker Bangs.....	2008-09-10
Jesse Barbaro.....	2009
Nolan Belcher.....	2010, 2011
Forrest Beverly.....	2005-06
Joe Biernat.....	1993
Chad Blackwell.....	2004
Steven Bondurant.....	2000-01-02-03
Ryan Bordenick.....	1996-97-98
Kip Bouknight.....	2000-01
Jackie Bradley Jr.	2011
Rico Bravo.....	2000-01-02-03
Chris Brown.....	2006
Jay Brown.....	2007-08-09-10
Billy Buckner.....	2004
Alex Burrell.....	2009-10-11
Will Casey.....	2009-10-11
Mike Cisco.....	2007-08
Blake Cooper.....	2010
Jordan Costner.....	2007-08-09
Graham Couch.....	2009
Andrew Cruse.....	2005-06
James Darnell.....	2007-08
Brennan Dees.....	2001-02
Phil Disher.....	2005
Craig Dour.....	1996-97
Sam Dyson.....	2008
Trey Dyson.....	2000-01-03
Jeff Easterling.....	1993
Kyle Enders.....	2007-08-09-10
Neil Giesler.....	2006
Davy Gregg.....	2004-05
John Gregory.....	2004-05
Nick Godwin.....	2007
Garris Gonce.....	2003
Lee Gronkiewicz.....	2001-02
Bryan Harper.....	2011
Oliver Harwas.....	1996
Reese Havens.....	2008
Harris Honeycutt.....	2006
Brian Hucks.....	1995-96
Cheyne Hurst.....	2006-07
Nate Janowicz.....	2000
Brett Jodie.....	1997-98
Jeffery Jones.....	2010
Tripp Kelly.....	1999-2000
Brian Kirby.....	1998
Trent Kline.....	2006-07
Harley Lail.....	2008

SEC ACADEMIC HONOR ROLL ALL-TIME MEMBERS

Name	Year
Conor Lalor.....	2004-05-06-07
Dan Luczak.....	2005-06
DeAngelo Mack.....	2007
Brent Marsh.....	2005
Drew Martin.....	2007
Evan Marzilli.....	2011
Jose Mata.....	2010-11
Adam Matthews.....	2011
Wally Maynard.....	1993-94-95
Tim McCarty.....	2004
Kevin Melillo.....	2003-04
Whit Merrifield.....	2009-10
Brandon Miller.....	2009
Brent Moore.....	1996
Tyler Musselwhite.....	2008
Steven Neff.....	2009
Shane Nelson.....	2000
Scott Pace.....	1994
Hank Parks.....	2004
Ian Paxton.....	2005-06
Yaron Peters.....	2003
Jeremy Plexico.....	2000-01-02
Chris Plummer.....	2001-02
Jamie Poston.....	2000
Landon Powell.....	2003-04
Jordan Propst.....	2009-10
Jonathan Ratledge.....	2007
Aaron Rawl.....	2004-05
Steven Reinhold.....	2005-06-07
Jimmy Revan.....	2010
Matt Riddle.....	2000-01-03
Casey Rihn.....	2009
Michael Roth.....	2010-11
Richard Royal.....	2009-10
Stacy Stokes.....	1993-94
Rob Streicher.....	1996-97
Patrick Sullivan.....	2010-11
Ryan Szjwebka.....	1996-97
Brady Thomas.....	2009-10-11
Craig Thomas.....	2006-07-08-09
Steve Thomas.....	2000-01-02
Brandon Todd.....	2006-08
Steven Tolleson.....	2004-05
Bryan Triplett.....	2004
Rob Watson.....	1995-96-97
Mac White.....	1993-94
Sean Wideberg.....	2007-08
Jake Williams.....	2010-11
Matt Wilson.....	1999-2000-01-02
Scott Wingo.....	2009-10

SEC FIRST-YEAR ACADEMIC HONOR ROLL ALL-TIME MEMBERS

Name	Year
Austin Ashmore.....	2009
Will Atwood.....	2006
Parker Bangs.....	2007
Nolan Belcher.....	2009
Greg Brodzinski.....	2011
Alex Burrell.....	2008
Will Casey.....	2008
Mike Cisco.....	2006
Andrew Cruse.....	2004
James Darnell.....	2006
Trey Delk.....	2005
Sam Dyson.....	2007
Evan Goldberg.....	2007
Patrick Harrington.....	2011
Greg Harrison.....	2010
Reese Havens.....	2006
Anthony Iacomini.....	2010
Tommy King.....	2004
Conor Lalor.....	2003
Keegan Linza.....	2008
Chris Love.....	2007
Dan Luczak.....	2004
DeAngelo Mack.....	2006
Evan Marzilli.....	2010
Josh McDonald.....	2004
Whit Merrifield.....	2008
Erik Payne.....	2011
Jonathan Ratledge.....	2006
James Rawls.....	2009
Steven Reinhold.....	2004
Jose Rodriguez.....	2008
Michael Roth.....	2009
Richard Royal.....	2008
Craig Thomas.....	2005
Drake Thomason.....	2011
Steven Tolleson.....	2003
Brandon White.....	2005
Walker Whitley.....	2003
Scott Wingo.....	2008

CAROLINA GAMECOCKS

STAFF

PLAYER PROFILES

OPPONENTS

SEASON IN REVIEW

HISTORY & RECORDS



Carolina Gamecocks

PRO SIGNEES

CAROLINA GAMECOCKS

STAFF

PLAYER PROFILES

OPPONENTS

SEASON IN REVIEW

HISTORY & RECORDS

Year	Player	Round	Team
2011	Jackie Bradley Jr. (OF)	1st-sup	Red Sox
	Scott Wingo (2B)	11th	Dodgers
	Peter Mooney (SS)	21st	Blue Jays
	John Taylor (P)	22nd	Mariners
	Bryan Harper (P)	30th	Nationals
	Steven Neff (P)	41st	Giants
	Adrian Morales (2B/3B)	49th	Royals
2010	Sam Dyson (P)	4th	Blue Jays
	Whit Merrifield (OF)	9th	Royals
	Blake Cooper (P)	12th	Diamondbacks
	Bobby Haney (SS)	21st	Giants
	Parker Bangs (P)	31st	Royals
	Jordan Propst (P)	49th	Royals
2009	Justin Dalles (C)	6th	Orioles
	DeAngelo Mack (OF)	13th	Yankees
	Alex Farotto (P)	34th	White Sox
2008	Justin Smoak (1B)	1st	Rangers
	Reese Havens (SS)	1st	Mets
	James Darnell (3B)	2nd	Padres
	Will Atwood (P)	12th	Nationals
	Phil Disher (C)	15th	Astros
	Brandon Todd (P)	36th	Marlins
	Mike Cisco (P)	36th	Phillies
2007	Travis Jones (2B)	7th	Braves
	Wynn Pelzer (P)	9th	Padres
	Harris Honeycutt (P)	10th	Reds
	Arik Hempy (P)	17th	Cubs
	Jeff Jeffords (P)	19th	Reds
	Trent Kline (C)	49th	Giants
2006	Andrew Cruse (P)	9th	Phillies
	Michael Campbell (OF)	20th	Padres
	Ian Paxton (C)	FA	Devil Rays
2005	Steven Tolleson (SS)	5th	Twins
	Steven Pearce (1B)	8th	Pirates
	Zac McCamie (P)	16th	Marlins
	Aaron Rawl (P)	17th	Phillies
	Davy Gregg (OF)	20th	Cubs
2004	Landon Powell (C)	1st	Athletics
	Matt Campbell (P)	1st	Royals
	Billy Buckner (P)	2nd	Royals
	Kevin Melillo (2B)	5th	Athletics
	Chad Blackwell (P)	6th	Royals
	Bryan Triplett (3B)	12th	Astros
2003	Brian Buscher (3B)	3rd	Giants
	David Marchbanks (P)	7th	Marlins
	Steven Bondurant (P)	15th	Athletics
	Justin Harris (SS)	16th	Pirates
	Jon Coutlangus (OF)	19th	Giants
	Chris Hernandez (P)	22nd	Pirates
2002	Drew Meyer (SS)	1st	Rangers
	Yaron Peters (1B)	10th	Braves
	Gary Bell (P)	10th	Yankees
	Garris Gonce (OF)	31st	Cardinals
	Blake Taylor (P)	39th	Indians
	Trey Dyson (1B)	FA	Royals
	John Wesley (P)	FA	Blue Jays
	Steven Whetstone (P)	FA	White Sox

Year	Player	Round	Team
2001	Marcus McBeth (OF)	4th	Athletics
	Kip Bouknight (P)	13th	Rockies
	Bryon Jeffcoat (2B)	13th	Braves
	Brett Price (P)	14th	Athletics
	Michael Floyd (OF)	22nd	Phillies
	Tim Whittaker (C)	38th	Blue Jays
	Lee Gronkiewicz (P)	FA	Indians
	Tripp Kelly (1B)	FA	Athletics
2000	Peter Bauer (P)	2nd	Blue Jays
	Scott Barber (P)	6th	Diamondbacks
	Brandon Pack (C)	12th	Rangers
	Nate Janowicz (OF)	15th	Indians
	Clint Collins (P)	22nd	Reds
1999	Brian Roberts (1B)	1st-sup	Orioles
	Jason Pomar (P)	13th	Athletics
	Randy Hadden (P)	14th	Dodgers
	Adam Poe (OF)	42nd	Rangers
1998	Adam Everett (SS)	1st	Red Sox
	Mike Curry (OF)	6th	Royals
	Brett Jodie (P)	6th	Yankees
	Ryan Bordenick (C)	9th	Brewers
	Derick Urquhart (OF)	16th	Nationals
	Eric Stanton (3B)	43rd	Pirates
1997	Rob Streicher (C)	FA	Expos
1996	Jason Haynie (P)	11th	Pirates
	Brian Hucks (C)	31st	Reds
1995	J.J. Pearsall (P)	15th	Dodgers
	Jim Stoops (P)	FA	Giants
1994	Rob DeBoer (C)	8th	Athletics
	Mark Gugino (OF)	20th	Marlins
	Mac White (OF)	20th	Tigers
	Scott Pace (x)	FA	Marlins
1993	Rich Pratt (P)	9th	White Sox
	Joe Biernat (SS)	60th	Cubs
1992	Jared Baker (P)	3rd	Padres
	D.T. Cromer (OF)	11th	Athletics
	Burke Cromer	FA	Braves
	Dave Willman	FA	Brewers
	Brian Lawler	FA	Phillies
1991	Sean Evans (P)	23rd	Pirates
1990	Brian Williams (P)	1st	Astros
	Skeets Thomas (OF)	25th	Cardinals
1989	Tripp Cromer (SS)	3rd	Cardinals
	Brian Rountree (P)	41st	Tigers
	Kenny Welch	FA	Indians
	Adrian Adkins	FA	Pirates
1988	Bobby Underwood	17th	Pirates
	Garrett Carter (3B)	FA	Braves
	Mike Songini	FA	Reds
1987	Dave Hollins (3B)	6th	Padres
	Jeff Barns (SS)	15th	Angels
	Rodney Richey (P)	28th	Blue Jays
	Brian Currie (P)	35th	Dodgers
	Lee Whatley	FA	Dodgers
1986	Riley Polk (2B)	28th	Indians
	Joe Datin (1B)	37th	Braves
1985	Mike Cook (P)	1st	Angels
	Rob Rinehart	FA	Mets

Year	Player	Round	Team
1984	Greg Morhardt (1B)	2nd	Twins
	Kent Anderson (SS)	4th	Angels
	Jim St. Laurent (OF)	18th	Rangers
	Phillip Wilson	FA	Twins
1983	Gary Parmenter	6th	Cubs
	Mark Calvert (P)	14th	Reds
	Mike Werner (P)	21st	Blue Jays
1982	Joe Kucharski (P)	1st	Orioles
	Dennis Lubert (P)	11th	Braves
	Robbie Vollmer (OF)	18th	Mariners
	Don Gordon (P)	31st	Tigers
	Kurt Korinek	FA	Royals
1981	Joe McCarthy (OF)	1st	Tigers
	Bobby Kish (P)	11th	Cardinals
	Rob Carraway	FA	Indians
	Rob Lowery	FA	Phillies
	Paul Hollins	FA	Mets
1980	Greg Jonson	FA	Royals
	Bill Landrum (P)	FA	Cubs
1979	Jeff Twitty	25th	Royals
1977	Randy Martz (P)	1st	Cubs
	Mookie Wilson (OF)	2nd	Mets
	Mark Van Bever (2B)	7th	Orioles
	Ed Lynch (P)	22nd	Rangers
	Johnny Hinkel	FA	White Sox
	Mike Lebo	FA	Blue Jays
	Jim Lewis (P)	FA	Mariners
1976	Garry Hancock (OF)	1st	Indians
	Jim Pankovits (3B)	4th	Astros
	Greg Keatley (C)	5th	Cubs
	Tim Lewis (P)	8th	Yankees
	Steve Cook	FA	Orioles
1975	Earl Bass (P)	1st	Cardinals
	Hank Small (OF)	4th	Braves
	Greg Ward (P)	13th	Orioles
1974	Eddie Ford (SS)	1st	Red Sox
	John Gambrell (OF)	17th	Phillies
	Allen Johnson (P)	25th	Tigers
1972	Pete Carpenter	FA	Cardinals
	Billy Petoskey	FA	Phillies
1971	Buddy Caldwell	FA	Red Sox
	Butch Bolton	FA	Braves
1970	Gary Lance (P)	FA	Royals
1968	Toy McCord (SS)	9th	Angels
1967	Dan Scarpa	FA	Mets
	Larry Womack	FA	Yankees




Bold indicates played in Major Leagues



2012 Baseball

2010 NATIONAL CHAMPIONSHIP

Dreams do come true! For every Gamecock fan that believed, every Gamecock fan that cheered, the 2010 baseball season brought elation as South Carolina claimed the national championship after a 2-1 victory in 11 innings over UCLA. Whit Merrifield's one-out single to right field scored Scott Wingo with the winning run sending shockwaves from Omaha all the way back to Columbia.



JACKIE BRADLEY JR.
2010 College World Series
Most Outstanding Player



CAROLINA GAMECOCKS

STAFF

PLAYER PROFILES

OPPONENTS

SEASON IN REVIEW

HISTORY & RECORDS

129

Carolina Gamecocks

2010 NATIONAL CHAMPIONSHIP

Omaha – that one name on the minds of 300-plus Division I schools, with dreams of a national championship. The opportunity to dog pile and be the last team standing after months of competition. Each season – teams fight, claw and battle to reach the pinnacle of collegiate baseball. In this – the last season at Rosenblatt Stadium – the South Carolina Gamecocks stood alone. With the index finger pointing No. 1, South Carolina's dream of a national title came true.

The 2010 South Carolina Gamecocks entered the year with a veteran corps returning both in the field and on the mound. Senior right-hander Blake Cooper and junior right-hander Sam Dyson anchored a pitching staff that returned 34 wins from the previous season. Add to that senior right-hander and captain Jay Brown, along with a solid group of newcomers in junior college transfers and freshmen and the Gamecocks looked to have one of the deepest pitching staffs in all of college baseball. Carolina's lineup also had a veteran presence with junior outfielder Whit Merrifield at the top of the order along with sophomore standout Jackie Bradley Jr. Up the middle defensively, the Gamecocks featured senior catcher and captain Kyle Enders along with senior shortstop Bobby Haney and junior second baseman Scott Wingo. A pair of newcomers, Adrian Morales at third base and Christian Walker at first base also figured in the mix, and there was reason of optimism in the locker room at Carolina Stadium.

South Carolina opened the season with a series sweep of Duquesne. The Gamecocks earned victories of 10-3, 13-3 and 5-3 vs. the Dukes to start the season off with a 3-0 record. South Carolina was stellar on the mound as the pitching staff finished the opening weekend with a 3.00 ERA as well as 39 strikeouts in 27 innings pitched. Opening day starter Blake Cooper earned a win after five innings allowing two runs on three hits with seven strikeouts in the 10-3 victory.

The Gamecocks would go through a bit of adversity in the next couple of weekends though – the Yardcocks had losing weekends against ECU and Clemson. Despite the setbacks – the Gamecocks entered the middle of March focused on putting the series losses to the Pirates and Tigers in the rearview mirror and looked forward knowing that the season is a marathon and not a sprint. In the middle of a two-game series with Valparaiso, Carolina junior right fielder Whit Merrifield set a school record, hitting safely in 26 consecutive games besting the previous record of 25 set by Greg Keatley.

The SEC season began at home for Carolina with the Gamecocks hosting SEC East rival Tennessee. In a sign of things to come, the Gamecocks battled and fought their way to three straight victories to sweep the Volunteers at Carolina Stadium. Carolina had wins of 4-2, 10-7 and 4-0, with game three highlighted by the pitching of Tyler Webb as he limited the Volunteers to one hit, a bunt single in the sixth inning by P.J. Polk, and tied a season-high with 5.2 innings pitched. Webb struck out six batters and walked three as well. Matt Price closed the game out with two perfect innings and three strikeouts to earn his first career save. For Webb's efforts, the Gamecock left-hander would earn SEC Freshman of the Week honors.

Riding high on an 11-game winning streak, the Gamecocks turned their attention to the road and took the weekend series against Auburn. Carolina returned home and took two of three games against Mississippi State. A 10-2 win over the Bulldogs saw Brady Thomas shine as the Gamecock designated hitter tallied a pair of two-run homers to back Blake Cooper, who pitched a season-high 8.1 innings in the win. Carolina would take the series in a 14-2 win over the Bulldogs on Easter Sunday. All nine starters reached base with eight of nine tallying at least one hit. Adrian Morales was 2-for-4 with a homer. Kyle Enders, Bobby Haney and Scott Wingo each had two hits. It was enough support for Matt Price, who entered the game in the fourth inning and shut down MSU until the ninth inning. Price allowed just two hits and struck out six batters to improve to 3-0 on the year.

Three up and three down, the Gamecock baseball team would take its show back on the road with a weekend tilt in Music City against Vanderbilt. Friday night Blake Cooper showed why he was the ace and among the top pitchers in the country as he bested Vandy right-hander Sonny Gray in a showdown of two of the top conference arms as the Gamecocks upended the Commodores 3-2. Following an 8-2 loss in game two, the Gamecocks looked to take the rubber game of the series as Jay Brown, Michael Roth and Matt Price combined to face the minimum on Sunday afternoon and recorded a two-hit shutout as the Gamecocks defeated Vanderbilt 2-0. With the victory, head coach Ray Tanner tallied 1,000 career victories.

Having won four consecutive series – the Gamecocks returned home for another weekend set in conference play – this time against the Ole Miss Rebels. The pitching matchup between Blake Cooper and Ole Miss starting pitcher Drew Pomeranz was everything as advertised as both staff aces put up zero after zero on the scoreboard through the night on a warm evening in Columbia, S.C. Pomeranz did not allow a hit until the sixth and Cooper retired 11 in a row at one point. Pomeranz left after seven innings allowing no runs on two hits with 10 strikeouts and four walks. It would be the eighth inning against the Rebels bullpen that would be when the Gamecocks made their move. Scott Wingo opened the frame with a leadoff walk against Ole Miss reliever Trent Rothlin. With reliever Brett Huber into the game, Whit Merrifield also walked to give the Gamecocks a pair of runners. Carolina then caught a break as Jackie Bradley Jr. laid down a sacrifice bunt with an errant throw by third baseman Zach Miller going past first baseman Miles Hamblin and allowing Wingo to score from second base. With Bradley on second and Merrifield on third with one out, the Rebels intentionally walked Nick Ebert to load the bases. Still with one out, Huber got the second out of the inning with a strikeout against Adam Matthews. However, it would be Adrian Morales that would strike with the key hit in the inning as he roped a double to right center clearing the bases and putting the Gamecocks ahead by four runs. Kyle Enders kept the momentum going as he tripled to right center then scoring Morales and giving the Gamecocks a 5-0 lead. That was enough for Cooper – who hurled a four-hit complete game shutout in the 5-0 victory. Cooper struck out a career-high 10 batters in the victory, his fifth complete game of his career but his first career complete game shutout. He allowed just four hits and one walk in the victory. He would pick up SEC Pitcher of the Week honors for his performance – the second straight week a Gamecock pitcher had earned the award.

Carolina followed up Cooper's masterpiece with a win on the next day to clinch the series vs. Ole Miss. Christian Walker's grand slam highlighted a seven-run second inning and starting pitcher Sam Dyson did not allow an earned run in 6.1 innings of work as South Carolina defeated Ole Miss 9-5.

The Gamecocks found success on the road in the next weekend with a series sweep of Georgia in Athens. Cooper improved to 8-0 on the year with a victory in the 11-4 win over Georgia on Friday night. Sophomore outfielder Jackie Bradley Jr. got it rolling this weekend vs. Georgia batting .538 (7-for-13) in the series with a homer, three RBI and five runs scored vs. the Bulldogs. Bradley reached base five times with four hits including a homer and a game-winning RBI single in the top of the seventh inning as South Carolina held on for an 8-7 victory over Georgia in game two of the doubleheader. His four hits was a season-high as well. For the third straight week – a Gamecock pitcher earned conference pitcher of the week honors. In a 5-0 complete game shutout, Dyson finished with 69 strikes out of 96 pitches and allowed just one runner from Georgia to get in scoring position in the seven-inning shutout. All 21 putouts by the Gamecock came from the diamond, as Dyson struck out five batters and recorded 14 ground ball outs. The win was the first complete game shutout of Dyson's career.

2010 RESULTS

FEBRUARY

19	Duquesne	W, 10-3
20	Duquesne	W, 13-3
21	Duquesne	W, 5-3
26	at East Carolina	W, 6-2
27	at East Carolina	L, 4-3
28	at East Carolina	L, 4-2

MARCH

3	Presbyterian	W, 15-0
5	at Clemson	L, 4-3
6	vs. Clemson (Fluor Field)	W, 7-5
7	Clemson	L, 19-6
9	Valparaiso	W, 12-4
10	Valparaiso	W, 7-3
13	Brown	W, 8-4
13	Brown (DH)	W, 10-7
14	Brown	W, 6-5 (10)
16	at Furman (Fluor Field)	W, 15-0
17	Davidson	W, 8-3
19	Tennessee	W, 4-2
20	Tennessee	W, 10-7
21	Tennessee	W, 4-0
23	at Georgia Southern	W, 8-5 (13)
26	at Auburn	W, 11-5
27	at Auburn	W, 2-0
28	at Auburn	L, 10-6
30	The Citadel	W, 10-1

APRIL

2	Mississippi State	W, 10-2
3	Mississippi State	L, 8-7
4	Mississippi State	W, 14-2
7	College of Charleston	W, 6-3
9	at Vanderbilt	W, 3-2
10	at Vanderbilt	L, 8-2
11	at Vanderbilt	W, 2-0
14	at The Citadel	W, 10-4
16	Ole Miss	W, 5-0
17	Ole Miss	W, 9-5
18	Ole Miss	L, 5-4
20	USC Upstate	W, 4-2
23	at Georgia	W, 11-4
25	at Georgia	W, 5-0 (7)
25	at Georgia	W, 8-7 (7)
30	Alabama	W, 9-7 (11)

MAY

1	Alabama	L, 6-4
2	Alabama	W, 20-15
5	Winthrop	W, 14-6
7	at Kentucky	W, 13-9
8	at Kentucky	L, 2-1
9	at Kentucky	L, 9-3
11	Wofford	W, 17-4
12	Charleston Southern	W, 10-2
14	at Arkansas	W, 3-2
15	at Arkansas	W, 5-0
16	at Arkansas	W, 5-3
18	Furman	W, 11-6
20	Florida	L, 3-2
21	Florida	L, 5-2
22	Florida	W, 11-6

SEC Tournament (Hoover, Ala.)

26	vs. Ole Miss	L, 3-0
27	vs. Auburn	L, 3-1 (12)

JUNE

NCAA Regional (Columbia, S.C.)

4	Bucknell	W, 9-5
5	The Citadel	W, 9-4
6	Virginia Tech	W, 10-2

NCAA Super Regional (Myrtle Beach, S.C.)

12	at Coastal Carolina	W, 4-3
13	at Coastal Carolina	W, 10-9

NCAA College World Series (Omaha, Neb.)

20	vs. Oklahoma	L, 4-3
22	vs. Arizona State	W, 11-4
24	vs. Oklahoma	W, 3-2 (12)
25	vs. Clemson	W, 5-1
26	vs. Clemson	W, 4-3
28	vs. UCLA	W, 7-1
29	vs. UCLA	W, 2-1 (11)

CAROLINA GAMECOCKS

STAFF

PLAYER PROFILES

OPPONENTS

SEASON IN REVIEW

HISTORY & RECORDS



2012 Baseball

Things would get crazy the next week as Carolina hosted Alabama at Carolina Stadium. Brady Thomas connected with a two-out, two-run homer in the bottom of the 11th inning lifting South Carolina to a 9-7 victory over Alabama on Friday night. After falling on Saturday to the Crimson Tide, the Gamecocks won the rubber game over Alabama as South Carolina pounded out a season-high 25 hits setting a Carolina Stadium record for hits in a game with Kyle Enders driving in a career-high five runs on five hits and Brady Thomas batting 3-for-3 with four RBI as well as the Gamecocks defeated Alabama 20-15. Eight Gamecock players tallied multi-hit games. Enders became the first Gamecock player for the season to tally five hits in a game, a career-high for the senior catcher. He also hit his first home run of the season. Thomas' 3-for-3 day at the plate saw him tally his sixth home run of the year and second of the series. He also scored four runs on the afternoon. Whit Merrifield finished 3-for-4 with two runs scored and a RBI. Adam Matthews was 2-for-3 with two RBI with Evan Marzilli also tallying two RBI with his first career home run. Jackie Bradley Jr. was 2-for-3 with a homer, three RBI and three runs scored. Scott Wingo also had two hits as did Christian Walker, who scored three runs. The 25 hits ties for the fifth highest mark by a Gamecock team coached by Ray Tanner.

With a 16-8 record in SEC play, the Gamecocks had two conference series left and headed to Fayetteville, Ark., with a three-game series against SEC-West leading Arkansas. The series proved to be one of the top weekends for the season as the Gamecocks swept the Razorbacks on their home turf at Baum Stadium. Jackie Bradley Jr.'s one-out double in the top of the seventh inning broke a 2-2 tie and Gamecock starting pitcher Blake Cooper allowed just two runs on three hits in seven innings of work to improve to 10-0 on the year as South Carolina defeated Arkansas 3-2 in the first game. After Cooper's outing, the Gamecocks got another solid start — this from Sam Dyson, who pitched a complete game shutout with the offense backed by a two-run homer by Brady Thomas as the Gamecocks defeated Arkansas 5-0 on Saturday afternoon to clinch the weekend series vs. the Razorbacks. Dyson had a tremendous outing as he limited the Razorbacks to just six hits and walked only two on the afternoon. He struck out eight batters and went to only three three-ball counts in the game. With two victories in the book, Carolina went for the sweep. Trailing 3-2, the Gamecocks made their move in the top of the eighth inning. With reliever Jordan Pratt into the game for Arkansas, leadoff hitter Scott Wingo drew a walk on four pitches. With a full count, Whit Merrifield drove a two-run homer to left center for his second homer of the game and 12th of the season giving the Gamecocks a one-run lead. The Gamecocks added some key insurance as Adrian Morales drove a solo homer to left center, his fifth of the season to give South Carolina a 5-3 lead. That was enough for freshman Matt Price, who handcuffed the Razorbacks in 1.1 innings of relief to pick up a save, his seventh of the season and second of the series. Gamecock reliever John Taylor earned the win after two scoreless innings of relief with just one hit allowed.

The series sweep set the stage for a weekend series at home vs. Florida — with the winner claiming the SEC championship. 8,188 fans came out for game one at Carolina Stadium as Florida scored three runs in the third and fourth innings and three Gator relievers combined to limit the Gamecocks to just one run in the final 5.2 innings as Florida defeated South Carolina 3-2 in the series opener.

The buzz was still going strong in Columbia for game two as the Gamecocks honored the 2010 Senior Class before the contest. In addition, the Gamecocks saw one of their own perform at the highest level — not with a baseball — but with an electric guitar — as freshman outfielder Evan Marzilli showed his musical chops with a strong ballad of the National Anthem before the game. In front of a sellout crowd of 8,242 fans, the largest in Carolina Stadium history, Carolina and Florida stood at 2-2 entering the top of the seventh. The Gators made their move in the top of the seventh as Brian Johnson led off with a single. With pinch runner Bryson Smith into the game, Florida's Daniel Pigott set a down a sacrifice bunt. On the play, South Carolina starting pitcher Sam Dyson threw to second base but Smith beat the throw to the bag giving the Gators a pair of runners. After a sacrifice bunt by Ben McMahan, Dyson battled for Carolina as he struck out Tyler Thompson to get the second out of the inning. With runners still in scoring position and two outs, Adams connected on a 1-1 pitch with a double to the gap in right center scoring both runners and giving the Gators a two-run cushion. That lead was extended to 5-2 in the ninth inning as Adams again delivered with two outs with a RBI single to right field scoring McMahan, who reached base earlier on a Gamecock error. Florida would then claim the championship for the Southeastern Conference as Kevin Chapman worked the final 1.2 innings and closed out the Gators 5-2 win.

Although Carolina did not win the SEC championship, the squad bounced back in the final regular season game of the year with an 11-6 win over Florida in the series finale. Jackie Bradley Jr. hit a grand slam home run and Adam Matthews tallied three hits and homered for the second straight day. The win showed tremendous resolve for Carolina, as the Gamecocks and Florida showed why they were the top two teams in the conference. With the SEC title in the background, Carolina set its attention toward the ultimate goal — a trip to Omaha and a chance to play for a national championship.

NCAA REGIONAL RECAP

Following a disappointing 0-2 finish at the SEC Tournament, the Gamecocks went back to work in Columbia. Going back to the basics, Carolina worked on fundamentals and reestablishing what helped bring the team one game within an SEC championship in the regular season. With a renewed set of confidence and excitement in the air, the Gamecock baseball program hosted one of the 16-team NCAA regionals that featured No. 2 seed Virginia Tech, No. 3 seed The Citadel and No. 4 seed Bucknell.

In game one, Bucknell got off to a fast start and broke out to a 5-1 lead heading into the bottom of the sixth inning. The Gamecocks would cut the Bison lead in half with a two-out rally in the sixth. A one-out double from Adrian Morales set the table, for Evan Marzilli to hit a HR over the right-field wall to bring in two runs and reduce the deficit to 5-3. The Carolina offense finally exploded in the eighth inning. Bradley put South Carolina on top for the first time all night with one swing of the bat, launching a home run just over the left-field wall to score Merrifield in the bottom of the eighth, giving the Gamecocks a 6-5 lead. Morales blasted a three-run homer to left to give the Gamecocks a 9-5 lead they would not relinquish as Michael Roth would retire the side in order in the ninth.

In the winner's bracket, it would be an All-Palmetto State affair in game two with the Gamecocks meeting The Citadel on a hot Saturday evening at Carolina Stadium. The contest featured two of the top pitchers in the country with Blake Cooper on the mound for Carolina and The Citadel going with junior right-hander Asher Wojciechowski. The Bulldogs held a 4-2 advantage but South Carolina finally got to Wojciechowski in the seventh inning. With one out, head coach Ray Tanner elected to go with left-handed pinch-hitter Evan Marzilli and the freshman came through in a big way, lacing a base hit to right field to plate Haney and Wingo, tying the game at 4-4. Then, with two outs, Thomas singled up the middle, moving Marzilli to third. Thomas would then try to force a balk by taking off early from first, but Wojciechowski never flinched as the Carolina catcher took second without a throw. Clearly rattled at that point, a subsequent Wojciechowski pitch slipped out of his hand and sailed to the backstop, allowing

SOUTH CAROLINA BY THE NUMBERS

Overall:	54-16
Non-Conference Record:	33-7
SEC Record: (denotes conf. games only)	21-9
At Home:	30-6
On Road:	17-7
Neutral:	7-3
At Home (SEC):	10-5
On Road (SEC):	11-4
At Home (Non-Conference):	20-1
On Road (Non-Conference):	6-3
Neutral Site (Non-Conference):	7-3
In Extra Inning Games:	5-1
Vs. Top 25 Teams:	20-10
In February:	4-2
In March:	16-3
In April:	13-3
In May:	10-7
In June:	11-1
Playing a day game:	25-12
Playing a night game:	29-4
In one-run game:	9-7
In two-run game:	8-3
In games decided by three runs or less:	21-12
In five + run game:	26-3
When Scoring First:	36-6
When Opponent Scores First:	18-10
When Leading Entering the 7th Inn.:	41-1
When Trailing Entering the 7th Inn.:	6-12
When Tied Entering the 7th Inn.:	7-3
When Scoring 10+ Runs:	23-0
When Allowing 10+ Runs:	1-2
When Scoring 5 runs or less:	17-13
When Allowing 5 runs or less:	44-10
When out-hitting opponent:	45-5
When matching opponent with hits:	5-3
When out-hit by opponent:	4-8
When hitting at least one home run:	40-9
vs. Starting LHP:	20-7
vs. Starting RHP:	34-9
On Monday:	1-0
On Tuesday:	9-0
On Wednesday:	7-1
On Thursday:	1-2
On Friday:	13-2
On Saturday:	12-5
On Sunday:	11-6
Wearing white uniforms/black trim:	2-3
Wearing white pinstripes/garnet trim:	16-0
Wearing white uniforms/garnet trim:	6-2
Wearing black jersey/white:	2-0
Wearing black jersey/grey:	1-1
Wearing garnet jersey/white:	8-2
Wearing garnet jersey/grey:	8-3
Wearing grey uniforms/black trim:	9-2
Wearing grey pinstripes/garnet trim:	3-2

CAROLINA GAMECOCKS

STAFF

PLAYER PROFILES

OPPONENTS

SEASON IN REVIEW

HISTORY & RECORDS

131



Carolina Gamecocks

CAROLINA GAMECOCKS

STAFF

PLAYER PROFILES

OPPONENTS

SEASON IN REVIEW

HISTORY & RECORDS

Marzilli to score from third to give Carolina a 5-4 lead. Morales delivered an RBI double into the right-field corner, scoring Thomas to make it 6-4 Gamecocks and chasing the Citadel ace from the game. Christian Walker then ripped another double into the gap in left center to bring home Morales, making it 7-4 Gamecocks. Cooper struck out a career-high 12 batters, and South Carolina defeated The Citadel 9-4 to advance to the regional championship.

One win away from a trip to the NCAA super regionals, the Gamecocks had one team left to defeat – the Virginia Tech Hokies, who staved off elimination against The Citadel. Virginia Tech struck first. A walk to Michael Seaborn brought up Steve Domecus, who launched his 13th home run of the season to give the Hokies an early 2-0 lead.

The Gamecocks got on the board in the fourth when Brady Thomas and Christian Walker both laced doubles, with the latter scoring the former to cut the deficit to 2-1. An inning later, the Gamecocks would add another to tie the score on Jackie Bradley Jr.'s RBI sacrifice fly.

As had been their custom during this regional, South Carolina broke it open in the late innings. For it was the sixth inning this time, after first baseman Christian Walker and Kyle Enders delivered back-to-back singles, a Bobby Haney fly ball advanced Walker to third and brought up second baseman Scott Wingo with two out. The junior delivered his first RBI in a month as he drove a 2-2 pitch into right field, scoring Walker to give the Gamecocks a 3-2 lead. But they were not done. Marzilli ripped his third hit of the night (a career high) to score Enders, and Wingo came across after Whit Merrifield delivered an RBI single of his own to make it 5-2 and end Virginia Tech starter Matthew Price's night on the mound.

But a new pitcher for the Hokies would receive a rude welcome from Bradley as he roped the third pitch he saw over the right-field wall to blow the game wide open, scoring Marzilli and Merrifield to make it 8-2 and energize the Carolina Stadium crowd of 6,233. While Jose Mata kept Virginia Tech at bay, the Gamecocks would tack on two more runs in the seventh and eighth innings. Mata would then work a scoreless eighth, while Michael Roth shut the door with a perfect ninth to clinch the regional championship for Carolina.

Six Gamecocks were named to the All-Tournament team for the 2010 NCAA Regional - C Kyle Enders, 3B Adrian Morales, OF Jackie Bradley Jr., OF Evan Marzilli, DH Brady Thomas and P Blake Cooper.

Adrian Morales was the NCAA Regional MVP along with earning All-Tournament team honors. Morales hit a homer in all three games of the Regional and finished the weekend batting .500 (7-for-14) with five runs scored, and seven RBI as well.

NCAA SUPER REGIONAL RECAP

Down to the final 16 teams in the country, the Gamecocks headed east for a NCAA Super Regional showdown with the No. 4 national seed – Coastal Carolina. It was hot and it was humid – as BB&T Coastal Field filled up with both Gamecock and Chanticleer fans finding their way in to see both teams battle with a trip to Omaha on the line.

Carolina sent ace Blake Cooper to the mound with Coastal going with left-hander Matt Rein. South Carolina jumped on Coastal early with three runs in the top of the first inning. Whit Merrifield reached base with one out on a throwing error by Rein. Rein then struggled with control as he walked Jackie Bradley Jr. and hit Adrian Morales to load the bases with one out. Christian Walker delivered for South Carolina as he smacked a two-run single to left field giving the Gamecocks the lead. After a walk to Adam Matthews loaded the bases a second time, Kyle Enders drove in Morales with a RBI sacrifice fly to right field to put South Carolina ahead 3-0. South Carolina extended the lead to 4-0 in the top of the second inning, with one out and the bags full, Jackie Bradley Jr. walked to score Haney.

Coastal cut that lead in half in the bottom of the second inning on a two-run homer from Daniel Bowman. The Chanticleers crept to within a run in the bottom of the fourth on the back of three consecutive hits from Tommy LaStella, Jose Iglesias and Chance Gilmore. Gilmore's RBI bloop single to left field would score La Stella.

With South Carolina leading 4-3 heading into the fifth inning, the game became an intense, emotional affair as both teams pitchers battled to keep each other's offense in check. Coastal loaded the bases with one out in the sixth inning only to see Cooper get out of the jam on a double play ball that deflected off his glove and back to second baseman Scott Wingo who tagged the base at second and threw to first just nabbing Daniel Bowman and keeping the Gamecocks ahead by a run. The next moment of truth came in the eighth inning as Coastal had loaded the bases with no outs. Enter, Gamecock closer Matt Price, who battled, as he struck out Chance Gilmore swinging, got Taylor Motter on a called third strike and ended the frame with getting Bowman to ground out back to him to keep the Chanticleers from tying up the game. Coastal looked to make a score in the ninth inning off of reliever Matt Price. With one out, Adam Rice worked Price to a full count and drew a walk to give CCU a base runner. With two outs and Rice still on first base, Rico Noel just got a handle of a Price pitch and beat out an infield single that was down the third base line to put a pair of runners on base for Coastal. Price kept battling though and preserved the Gamecock victory as coaxed Tommy La Stella into a fly out to center field giving the Gamecocks a 4-3 victory.

With temperatures in the 90's and the heat index in triple digits, the Gamecocks and Chanticleers faced off again in game two of the super regional. Unlike the previous game, both

squads would show off the offense in a back and forth affair that kept the fans on the edge of their seats.

Rico Noel gave Coastal Carolina a 1-0 lead in the top of the first inning with a solo home run off of starter Sam Dyson. South Carolina answered though in the bottom half and scored twice to take a 2-1 lead. Evan Marzilli led off with a double to left center. With Merrifield on second base, the Gamecocks scored their second run as Jackie Bradley Jr. extended his hitting streak to 16 games with a double over left fielder Chance Gilmore.

CCU regained the lead in the top of the second inning batting around to score four runs and take a 5-2 lead. Taylor Motter tied the game as he stroked a one-out solo homer to left field, his 12th home run of the year.

South Carolina fought back and tied the game at 5-5 in the bottom of the third with three runs and took advantage of a pair of Chanticleer errors in the process. All the scoring came with two outs as Morales drew a walk and Christian Walker reached base on third baseman Scott Woodward's fielding error. Adam Matthews delivered for the Gamecocks as he roped a RBI double down the left field line that plated home Morales with Walker also scoring. Carolina then tied it on Kyle Enders' RBI single up the middle.

Coastal regained the lead in the top of the fourth with a single run. With two outs and Rich Witten on second base, the Chanticleers caught their own breaks with a hit by pitch to Rico Noel followed by consecutive walks to Tommy La Stella as well as Jose Iglesias that plated home Witten. That lead was extended in the top of the sixth to 7-5 as Adam Rice led off with a single and with two outs scored on Tommy La Stella's RBI single to right field.

South Carolina answered in the bottom half of the sixth to tie the game at 7-7. Bobby Haney drew a leadoff walk and after Scott Wingo's sacrifice bunt would score on pinch hitter Nick Ebert's RBI base hit to right center. With two outs and runners on the corners, pinch-runner Robert Beary scored as a throwing error by third baseman Scott Woodward allowed the Gamecocks to even the game.

CCU struck again in the top of the seventh inning as Bowman launched a two-out solo home run to left field that gave Coastal an 8-7 lead. They would increase the advantage to 9-7 in the top of the eighth as Scott Woodward reached base with one out, and later score on Jose Iglesias' RBI base hit to left field. With the Gamecocks trailing by a pair of runs in the eighth, South Carolina mounted a two-out rally against Coastal closer Austin Fleet with a walk to Jackie Bradley Jr. and a double by Adrian Morales. That set the stage for Christian Walker, who after taking a pair of strikes and a ball, launched his seventh home run of the season giving the Gamecocks a one-run lead. With Gamecock reliever Matt Price on the mound, Carolina closed the game, as Price retired all three batters he faced including a ground out by Rich Witten to end the game and setting off a dog pile on the mound by the Gamecock players.

COLLEGE WORLD SERIES RECAP

South Carolina headed to the College World Series for the ninth time in school history. After arriving in Omaha, the Gamecocks immediately made a special trip to Rosenblatt Stadium before heading to the team hotel, just to get a glimpse at the setting where college baseball's national championship would be crowned.

Eight teams with four on each side of the bracket would do battle with one emerging as champion. Carolina's bracket featured Big 12 contender Oklahoma, No. 1 national seed Arizona State and Palmetto State rival Clemson.

OKLAHOMA (4), SOUTH CAROLINA (3)

The Gamecocks would open up CWS play vs. the Sooners. It was a wild day at Rosenblatt Stadium as the start time was delayed four hours and 15 minutes by rain with an additional two hour and one minute delay just before the start of the bottom of the sixth inning as well. Oklahoma broke ahead 1-0 in the bottom of the first inning. Chris Ellison led off with a single and was sacrificed over to second base. With two outs and Ellison still on second, the Sooners grabbed the lead on a RBI single to right center by Tyler Ogle. Carolina struck back quickly to tie it at 1-1 in the top of the second inning as Christian Walker led off with a solo home run to left center, his eighth homer of the year. Walker crushed a 1-0 pitch from Rocha for his second consecutive home run in as many at bats. The Sooners reclaimed the lead in the bottom of the second with Caleb Bushyhead delivering a solo home run to right field, his sixth round tripper of the year as Oklahoma went back ahead 2-1 on the Gamecocks. Carolina again answered with a home run as Jackie Bradley Jr. tagged his 12th homer of the season to right field knotting the game at two apiece in the top of the fourth. Oklahoma would again reclaim the lead with a single run in the bottom of the fourth inning. Cody Reine opened the frame with a single and was sacrificed over. With two outs and Reine on second base, Bushyhead drove in his second run of the game with a RBI single down the right field line. Trailing 3-2 in the top of the eighth inning, South Carolina looked to tie the game up loading the bases with a one-out single by Whit Merrifield and a pair of two-out walks to Adrian Morales and Christian Walker. Oklahoma reliever Jeremy Erben was able to get out of the jam though as Brady Thomas lined a hard shot into right field that was corralled by Cody Reine. Oklahoma got some important insurance in the bottom of the eighth on Bucechele's solo home run to take a two-run lead. Carolina again battled in the top of the ninth as Kyle Enders singled to left field followed by a base hit to right field by pinch hitter Robert Beary. With one out, the Gamecocks then loaded the bases on a walk to Evan Marzilli. Oklahoma reliever Ryan Duke got the second out of the inning with Whit Merrifield popping up to Buechele in follow territory right near third base. Down to its final out, Carolina's Jackie Bradley Jr. walked





2012 Baseball

on four pitches scoring Enders and cutting the Sooners lead to just one run. Duke however stayed composed and was able to get Adrian Morales to fly out to center field ending the game and giving Oklahoma the victory.

SOUTH CAROLINA (11), ARIZONA STATE (4)

With their backs against the wall, the Gamecocks returned to the field in an elimination game against No. 1 national seed Arizona State. South Carolina pounded out eight runs on eight hits in the bottom of the second inning and starting pitcher Sam Dyson had a quality start with 7.1 innings of work as the Gamecocks defeated Arizona State 11-4.

The big frame for South Carolina was the second inning as the Gamecock bats struck for eight hits, the most hits in an inning for Carolina this year as South Carolina broke ahead 8-0 on Arizona State. Adrian Morales and Kyle Enders each singled to start things off for Carolina. With both runners on first and second base and one out, Scott Wingo drove a RBI double down the left field line scoring both Morales and Enders. It marked Wingo's first multi-RBI game since April 30 vs. Alabama. After an Evan Marzilli single, Whit Merrifield knocked a RBI single over the first baseman's head allowing Wingo to score and increasing Carolina's lead to 3-0. Jackie Bradley Jr. had the big hit in the inning then as he drove a three-run homer to left center for his team-leading 13th round tripper of the year and his second of the College World Series. That wouldn't be the only home run of the inning though as Morales connected with a two-run blast to left field off the foul pole giving Carolina the eight-run cushion. That home run was also Morales' second hit of the inning and his ninth home run of the year.

Carolina increased the advantage to 10-0 in the third inning. Bobby Haney led off with a double followed by a walk to Wingo and Marzilli reaching on a hit by pitch. With one out, the Gamecocks scored as Bradley also reached base on a hit by pitch that scored Wingo. That was followed up by a walk to Christian Walker scoring Marzilli.

All nine position starters reached base at least once with eight of nine tallying at least one hit.

SOUTH CAROLINA (3), OKLAHOMA (2) (12 innings)

Having survived one elimination contest, the Gamecocks earned the right to face Oklahoma for a second time in another match-up that would send the loser home with the winner surviving another day. Just like the previous game, both South Carolina and Oklahoma battled each other to the fullest with neither team being able to muster much offense.

Both Gamecock starting pitcher Blake Cooper and Oklahoma starter Zach Neal had quality starts and kept each of their respective teams in position to win the game. Cooper worked 5.2 innings allowing just one run on four hits with six strikeouts and two walks. Neal lasted seven-plus inning and yielded one run on five hits with seven strikeouts and a walk.

It was a dramatic night at Rosenblatt Stadium with both teams battling back and forth with the result in question until the final play. After Oklahoma took a 2-1 lead in the top of the 12th on a solo home run by Tyler Ogle, the Gamecocks made their move as Robert Beary singled to open the frame and give the Gamecocks the tying run on the base paths. With two outs and Beary on second base in scoring position, Jackie Bradley Jr. battled Oklahoma closer Ryan Duke to a full count before lacing a RBI single past Oklahoma's diving first baseman Cameron Seitzer to score Beary and tie the game. Jeffery Jones then walked moving Bradley into scoring position setting the stage for Brady Thomas, who roped the first pitch he saw from Duke up the middle for a RBI single to win the game and setting off a celebration among the Gamecock players on the field. Down to the final strike and possibly the end of the season, the Gamecocks earned a 3-2 win over Oklahoma to advance to the final four teams at the 2010 College World Series. Carolina's next opponent – a team from right down the road in the state – Clemson.

SOUTH CAROLINA (5), CLEMSON (1)

South Carolina – Clemson – One of college baseball's greatest rivalries on the national stage with the winner getting a shot at a national championship. The path for Carolina was simple – win two or go home with the Tigers just needing one game to advance to play for the title.

With starting pitchers Blake Cooper and Sam Dyson both unavailable, Carolina turned to an unlikely pitcher to face Clemson. Left-handed reliever Michael Roth received the ball for the next game against the Tigers – his first start of the season.

In what could only be described as "the game of his life", Roth controlled Clemson from the get go and kept them off base for pretty much the entire contest as he hurled a three-hit complete game and was backed by an offense that included a home run by Kyle Enders and two RBI by Jackie Bradley Jr. as South Carolina defeated Clemson 5-1 to force one more game between the two schools. Roth was masterful throughout the evening as he limited the Tigers to just one double and a pair of singles. Roth, making only his third start of his career, went the distance and allowed just one run while striking out four batters and walking just one. Along with the four strikeouts, he had 16 ground ball outs and six fly outs. He is now 2-1 on the year.

The Gamecocks broke ahead 1-0 in the top of the first inning. Evan Marzilli led off with a double down the left field line and with one out scored on Jackie Bradley Jr.'s RBI groundout to the shortstop. That lead increased to 2-0 in the second inning as Brady Thomas led off with a double of his own and scored on Adrian Morales' RBI single to right field. It was pushed to 3-0 in the top of the third as Marzilli drew a walk and after stealing second base, scored on Bradley's RBI double to the gap in left center.

Clemson got on the scoreboard in the bottom of the third inning to cut Carolina's lead to 3-1 as Richie Shaffer doubled to open the frame and with one out scored on a passed ball issued by catcher Kyle Enders. South Carolina reclaimed a three-run cushion in the top of the fourth inning as Enders launched a two-out solo homer to left field, his third round tripper of the year giving Carolina a 4-1 advantage. After a scoreless fifth inning, Enders drove in his second run of the game with a two-out RBI base hit in the top of the sixth to score Thomas and extend the lead to 5-1 against the Tigers. Clemson's looked to rally in the eighth inning but could not get on the scoreboard again vs. Roth. With two runners on and one out, Roth induced a fielder's choice and then a fly out to hold the Tigers at bay.

The Gamecocks played with heavy hearts that evening as one of the team's biggest fans – seven-year old Tayler Beal – had lost his battle with cancer the night before. Many players, including Roth, sported the letters TB – in honor of Tayler – on their ball cap.

SOUTH CAROLINA (4) CLEMSON (3)

Drama – suspense – just a couple of ways to describe the College World Series for the Gamecocks. It would be more the same in the next contest, as South Carolina and Clemson fought toe to toe to earn the right to face UCLA in the CWS championship finals. South Carolina broke ahead 1-0 in the bottom of the first inning. Three consecutive singles by Evan Marzilli, Whit Merrifield and Jackie Bradley Jr. put the Gamecocks in position to score. Harman limited the damage though as he induced Christian Walker into a 4-6-3 double play that scored Marzilli. Clemson would tie the game 1-1 in the top of the third inning. Will Lamb reached base on a hit by pitch and advanced to third on Mike Freeman's single to right center. Lamb scored on a RBI fielder's choice off the bat of Schaus. Dyson would limit the damage for Carolina as well though as he struck out John Hinson swinging with two runners on to maintain the tie. Carolina regained the lead at 2-1 in the bottom of the fourth inning on a solo home run from Walker, his ninth of the season and third of the NCAA Tournament. Walker crushed a 2-2 pitch from Harman over the wall in left center to give the Gamecocks a one-run lead. Clemson tied it at 2-2 in the seventh inning as the Tigers scored after a fielder's choice on a throwing error by second baseman Scott Wingo.

A see-saw affair saw the Gamecocks and Tigers knotted at two apiece heading into the bottom of the seventh inning. That's when Carolina made its final move as Evan Marzilli reached base with one out on a hit by pitch against Clemson starter Casey Harman. With Alex Frederick on in relief for Clemson, Whit Merrifield struck out swinging. However, on the play, Marzilli stole second base and advanced on a throwing error by Clemson catcher Spencer Kieboom. With Marzilli in scoring position, Clemson elected to intentionally walk Jackie Bradley Jr. that brought Christina Walker up to the plate. On Frederick's 3-1 pitch, Walker roped a RBI single to left center scoring Marzilli and giving the Gamecocks a one-run lead. That was followed up by a RBI base hit by Adrian Morales scoring Bradley and putting the Gamecocks ahead 4-2. With Carolina ahead by two runs, the Tigers mounted a rally as John Hinson reached base on a triple to right after both Merrifield and Wingo collided going for the ball. Hinson would then score on Brad Miller's RBI ground out to bring the Tigers back within a run. Clemson mounted one final rally in the top of the ninth as Mike Freeman reached base with two outs on a single up the middle. But Matt Price kept the game in check and was able to get Jeff Schaus to ground out on a sharp ground ball to first baseman Christian Walker preserving a victory for the Gamecocks.

Just a few months before this game – Clemson had edged out the Gamecocks 2-1 in a weekend series. With a pair of victories in Omaha, the Gamecocks came out on top in 2010 with a 3-2 edge in wins over the Tigers. Most important – the Gamecocks survived and advanced to face UCLA in the championship series.

SOUTH CAROLINA (7) UCLA (1)

Heading into the championship series, South Carolina and UCLA had only one previous meeting in each school's history, when the Bruins defeated the Gamecocks on March 23, 1972, 10-4 in a tournament in Riverside, Calif.

The scenario was a little bit different now though – as a champion would be crowned – in this the final series to be played at historic Rosenblatt Stadium.

For game one, South Carolina would send senior right-hander Blake Cooper to the hill. Cooper is 12-2 on the year with a 2.86 ERA with a team-high 129.0 innings pitched. He has 116 strikeouts to just 38 walks. In the postseason, Cooper owns a 2-1 record with a 2.52 ERA in 25 innings pitched. He faces off against UCLA sophomore right-hander Gerrit Cole (11-3, 3.26 ERA).

As he did all season, Cooper showcased why he was one of the top pitchers in the country. On three days rest, Cooper had a strong game as he worked in and out and kept the UCLA batters in check for most the evening allowing just one hit in his first eight innings of work.

While Cooper masterfully set down the UCLA offense, the Gamecocks started strong out of the gates with the bats breaking out to a 2-0 lead in the top of the first inning. Jackie Bradley Jr. bunted for a base hit with two outs followed by a single to left center by Christian Walker. Bradley scored Carolina's first run as Brady Thomas hit a check swing base hit down the left field line. The Gamecocks were then able to take advantage of a UCLA miscue as a ground ball off the bat of Adrian Morales went through the legs of second baseman Cody Regis allowing Walker to score. Carolina increased the lead to 3-0 in the top of the second as Scott Wingo tripled down

CAROLINA GAMECOCKS

STAFF

PLAYER PROFILES

OPPONENTS

SEASON IN REVIEW

HISTORY & RECORDS

133



Carolina Gamecocks

CAROLINA GAMECOCKS

STAFF

PLAYER PROFILES

OPPONENTS

SEASON IN REVIEW

HISTORY & RECORDS

the left field line with one out and scored on Evan Marzilli's RBI base hit to right field. It would then be extended to 5-0 in the top of the third as Haney delivered with a two-out RBI single that scored both Morales and Thomas.

Carolina added single runs in the fifth and eighth innings. Haney drove in his third run with a sacrifice fly RBI to score Morales and Merrifield collected a two-out RBI single in the eighth that plated home Wingo. UCLA completed the scoring in the ninth inning with a run as they loaded the bases with no outs and scored on a double play ball off the bat of Trevor Brown. Cooper handed the ball off to John Taylor in the ninth inning, who got the final three outs of the game to preserve the win. Final score – South Carolina 7, UCLA 1. Cooper improved to 13-2 on the year and earned his 34th career victory at South Carolina, tying him for fourth all-time in school history. Most important – he had brought his team one step closer to a national title!

SOUTH CAROLINA (2) UCLA (1) (11 INN.)

The dream began in August – fall workouts – skill work – offseason strength and conditioning – all the blood, sweat and tears – all the hard work – for this one chance – to be crowned – NATIONAL CHAMPION. With that dream so close – but yet so far – head coach Ray Tanner and the Gamecocks rolled the dice again – sending left-hander Michael Roth out to start his second game of the College World Series.

Roth and UCLA's Rob Rasmussen locked up in tight duel as neither offense could muster much against the pair of left-handers. It would be UCLA that would break a scoreless tie with a run in the fifth inning. Trevor Brown led off with an infield single, moved to second on a sacrifice bunt and scored on Niko Gallego's RBI single to left.

Still trailing by a run, the Gamecocks finally tied the score in the bottom of eighth. Pinch-hitter Brady Thomas led off the frame with a solid single to center. Pinch-runner Robert Beary went to second on a ground out and scored when Bobby Haney's grounder ended up in right field after being misplayed by UCLA first baseman Dean Espy and eluding second baseman Cody Regis. Deadlocked at 1-1, Carolina went back to the bullpen with right-hander Matt Price. Similar to his previous outings in the postseason, Price showed why he was one of the most dominant closers in the game as he kept the Bruins in check, not allowing one runner to cross the plate for UCLA. With the bases loaded and two outs in the ninth, Price got his biggest out of the game with a strikeout against Niko Gallego that set off a thundering applause among the 24,000-plus fans in Rosenblatt Stadium.

With Price giving the Gamecocks momentum, Carolina looked to end the game in the bottom of the 11th inning. Scott Wingo battled UCLA closer Dan Klein to a full count and earned a walk. Carolina then caught a break as a passed ball allowed Wingo to reach second base and get into scoring position with no outs. He would get 90 feet closer then as Evan Marzilli layed down a perfect sacrifice bunt putting Wingo at third base and bringing the fans to their feet.

With a 2-0 count, Whit Merrifield stood in the batter's box and laced a RBI single to right field scoring Wingo and clinching the national championship.

Dreams do come true – NATIONAL CHAMPIONS


2010 Roster

3	Adrian Morales	INF
4	Robert Beary	OF/C
5	Whit Merrifield	OF
6	Jeffery Jones	1B
7	Richard Royal	C
8	Scott Wingo	INF
9	Steven Neff	LHP/OF
10	Anthony Iacomini	INF
12	Jimmy Revan	LHP
13	Christian Walker	1B/3B
14	John Taylor	RHP
15	Nolan Belcher	LHP
16	Austin Ashmore	OF
17	Jose Mata	RHP

18	Kyle Enders	C
19	Jackie Bradley Jr.	OF
20	Sam Dyson	RHP
21	Greg Harrison	RHP
22	Matt Price	RHP
23	Bobby Haney	INF
24	Brisen Celek	C/1B
26	Adam Matthews	OF
27	Blake Cooper	RHP
29	Michael Roth	1B/LHP
31	Evan Marzilli	OF
32	Ethan Carter	RHP
33	Alex Burrell	LHP
34	Jordan Propst	RHP
36	Brady Thomas	C

37	Jay Brown	RHP
38	Tyler Webb	LHP
39	Patrick Sullivan	RHP
42	Parker Bangs	RHP/UT
44	Colby Holmes	RHP
47	Nick Ebert	1B

Head Coach: Ray Tanner
Associate Head Coach: Chad Holbrook
Assistant Coach: Mark Calvi
Assistant Coach: Sammy Esposito



2012 Baseball

2010 POSTSEASON BOX SCORES

South Carolina 9, Bucknell 5 June 4, 2010

Bucknell	AB	R	H	RBI	BB	SO
Allen, ss	5	0	0	0	0	1
LaRosa, c	4	0	0	0	0	1
Yoder, 2b	3	2	1	1	1	0
Brouse, rf	3	2	2	0	0	1
Shribman, 1b	4	1	1	1	0	2
Donato, cf	4	0	1	0	0	0
Constable, lf	3	0	1	1	1	1
Lamore, dh	3	0	0	0	0	2
Clark, ph	1	0	0	0	0	1
Totals	34	5	6	3	2	12

S. Carolina	AB	R	H	RBI	BB	SO
Marzilli, rf	3	1	2	2	0	1
Bangs, ph	1	0	0	0	0	1
Roth, p	1	0	0	0	0	1
Merrifield, 3b	3	1	2	1	1	0
Bradley Jr., cf	3	1	1	2	2	0
Walker, 1b	5	0	0	0	0	0
Matthews, lf	3	2	2	0	2	0
Thomas, c	3	0	0	0	0	0
Enders, c	1	0	0	0	1	0
Jones, dh	3	0	1	0	0	0
Wingo, ph/ss	1	1	1	0	0	0
Morales, 2b	5	2	3	3	0	1
Haney, ss	3	1	1	0	0	1
Beary, ph/rf	1	0	1	1	0	0
Totals	36	9	14	9	6	5

Bucknell	000	203	000	5	6	0
SC	000	102	15X	9	14	3

E - Merrifield; Thomas; Wingo. DP - BU 1. LOB - BU 5; SC 13. 2B - Shribman; Merrifield; Morales. HR - Yoder; Marzilli; Bradley; Morales. HBP - Brouse; Marzilli; Merrifield; Wingo. SF - Beary. SB - Brouse; Matthews; Morales.

Bucknell	IP	H	R	ER	BB	K
Seeley	5.2	9	3	3	2	2
Ebner	1.0	2	1	1	2	1
Carlin	1.0	3	5	5	2	1
Hart	0.1	0	0	0	0	1

S. Carolina	IP	H	R	ER	BB	K
Dyson	5.0	4	4	3	2	7
Mata	0.2	2	1	0	0	0
Roth	3.1	0	0	0	0	5

Win - Roth. Loss - Carlin.
WP - Dyson. HBP - by Seeley (Marzilli); by Seeley (Merrifield); by Dyson (Brouse); by Carlin (Wingo). BK - Seeley.
Time: 2:58. Attendance: 6,712

South Carolina 9, The Citadel 4 June 5, 2010

S. Carolina	AB	R	H	RBI	BB	SO
Merrifield, rf	5	0	1	0	0	3
Matthews, lf	2	0	0	0	1	2
Marzilli, ph/lf	2	1	1	2	0	0
Bradley Jr., cf	5	0	1	0	0	0
Thomas, dh	5	3	2	0	0	2
Morales, 3b	4	2	3	3	0	1
Walker, 1B	5	0	2	1	0	0
Enders, c	5	1	2	2	0	3
Haney, ss	5	1	2	2	0	3
Wingo, 2b	3	1	1	0	0	2
Totals	41	9	14	8	1	14

The Citadel	AB	R	H	RBI	BB	SO
Orvin, cf	5	0	1	0	0	2
Felder, dh	4	1	0	0	0	4
Simonelli, rf	3	2	1	0	1	1
Altman, 2b	3	1	3	3	0	0
Mackert, 1b	3	0	0	0	1	2
Jordan, ss	4	0	2	1	0	1
Greene, 3b	3	0	0	0	1	1
Richards, c	4	0	0	0	0	2
Ladd, lf	4	0	0	0	0	1
Totals	33	4	7	4	3	14

SC	020	000	502	9	14	1
CIT	000	130	000	4	7	1

E - Enders; Jordan. DP - SC 2. LOB - SC 8; CIT6. 2B - Morales; Walker; Enders. HR - Morales; Enders; Altman. SB - Thomas. CS - Morales; Orvin.

S. Carolina	IP	H	R	ER	BB	K
Cooper	7.1	6	4	0	3	12
Price	1.2	1	0	0	0	2

The Citadel	IP	H	R	ER	BB	K
Wojciechowski	6.2	9	7	7	1	11
Mahaffey	0.1	1	0	0	0	1
Reifsnider	2.0	4	2	2	0	2

Win - Cooper. Loss - Wojciechowski. Save - Price.
WP - Wojciechowski (3). HBP - by Cooper (Altman); by Wojciechowski (Wingo); by Wojciechowski (Morales). BK - Wojciechowski. PB - Enders; Richards. Time - 2:45. Attendance - 7,418.

South Carolina 10, Virginia Tech 2 June 6, 2010

S. Carolina	AB	R	H	RBI	BB	SO
Marzilli, lf	5	2	3	1	0	2
Merrifield, rf	5	2	2	1	0	0
Bradley Jr., cf	3	1	1	4	1	0
Thomas, dh	5	1	1	0	0	1
Morales, 3b	5	1	1	1	0	1
Walker, 1b	5	1	3	1	0	0
Enders, c	4	1	2	0	0	0
Haney, ss	5	0	0	0	0	2
Wingo, 2b	4	1	1	1	0	0
Totals	41	10	14	9	1	6

Virginia Tech	AB	R	H	RBI	BB	SO
Ryan, cf	4	0	0	0	0	0
Seaborn, 2b	3	1	1	0	1	1
Domecus, dh	4	1	2	2	0	0
Wates, 1b	4	0	1	0	0	0
Shaban, 3b	4	0	0	0	0	2
Sosnoskie, B., lf	4	0	1	0	0	0
Rash, rf	4	0	0	0	0	2
Sosnoskie, A., c	3	0	1	0	0	1
Zimmerman, ss	2	0	0	0	0	1
Blow, ph	1	0	0	0	0	0
Balisteri, ss	0	0	0	0	0	0
Totals	33	2	6	2	1	7

SC	000	116	110	10	14	1
VT	200	000	000	2	6	4

E - Walker; Seaborn; Shaban; Balisteri (2). DP - SC 1; VT 1. LOB - SC 8; VT 5. 2B - Marzilli; Thomas; Walker. HR - Bradley; Morales; Domecus. HBP - Enders; Wingo. SF - Bradley.

S. Carolina	IP	H	R	ER	BB	K
Brown	3.2	4	2	2	1	1
Mata	4.1	2	0	0	0	5
Roth	1.0	0	0	0	0	1

Virginia Tech	IP	H	R	ER	BB	K
Price	5.2	11	7	7	0	3
McDermott	0.1	2	2	2	0	0
Rowen	3.0	1	1	0	1	3

Win - Mata. Loss - Price.
WP - Price. HBP - by Price (Wingo); by Rowen (Enders). BK - Rowen. Time - 2:41. Attendance - 6,233

CAROLINA GAMECOCKS

STAFF

PLAYER PROFILES

OPPONENTS

SEASON IN REVIEW

HISTORY & RECORDS



Carolina Gamecocks

2010 POSTSEASON BOX SCORES

South Carolina 4, Coastal Carolina 3 June 12, 2010

S. Carolina	AB	R	H	RBI	BB	SO
Marzilli, lf	4	0	1	0	1	1
Merrifield, rf	5	1	1	0	0	0
Bradley Jr., cf	3	1	2	1	2	0
Morales, 3b	4	1	1	0	0	1
Walker, 1b	5	0	2	2	0	1
Matthews, dh	2	0	0	0	1	0
Jones, ph/dh	2	0	0	0	0	0
Enders, c	3	0	1	1	0	0
Haney, ss	3	1	1	0	0	2
Wingo, 2b	3	0	0	0	0	1
Totals	34	4	9	4	4	6

C. Carolina	AB	R	H	RBI	BB	SO
Woodward, 3b	4	0	0	0	0	2
Noel, cf	5	0	2	0	0	2
LaStella, 2b	4	1	1	0	1	0
Iglesias, c	2	0	1	0	2	0
Gilmore, lf	4	0	2	1	0	1
Motter, ss	2	1	0	0	2	1
Bowman, rf	4	1	1	2	0	0
Witten, 1b	4	0	0	0	0	2
Rice, dh	3	0	0	0	1	0
Totals	32	3	7	3	6	8

SC	310	000	000	4	9	0
CCU	020	100	000	3	7	1

E - Rein. DP - SC 1. LOB - SC 11; CCU 9. 2B - Marzilli; Haney. HR - Bowman. HBP - Morales; Wingo; Woodward. SH - Haney. SF - Enders. CS - Woodward

S. Carolina	IP	H	R	ER	BB	K
Cooper	7.0	6	3	3	3	5
Roth	0.0	0	0	0	1	0
Mata	0.0	0	0	0	1	0
Price	2.0	1	0	0	1	3

C. Carolina	IP	H	R	ER	BB	K
Rein	1.0	2	4	2	2	0
Conway	2.2	2	0	0	2	2
Connolly	1.1	0	0	0	0	1
Hessler	1.1	1	0	0	0	1
Meo	1.0	2	0	0	0	0
Laney	1.0	1	0	0	0	2
Fleet	0.2	1	0	0	0	0

Win - Cooper. Loss - Rein. Save - Price. HPB - by Rein (Morales); by Rein (Wingo); by Cooper (Woodward). Time - 3:31. Attendance - 6,599

South Carolina 10, Coastal Carolina 9 June 13, 2010

C. Carolina	AB	R	H	RBI	BB	SO
Woodward, 3b	3	2	1	0	0	1
Noel, cf	3	1	1	1	1	0
LaStella, 2b	2	0	2	3	3	0
Iglesias, c	4	0	1	2	1	1
Gilmore, lf	5	0	0	0	0	2
Motter, ss	5	1	1	1	0	2
Bowman, rf	5	2	2	1	0	1
Witten, 1b	5	2	2	1	0	0
Rice, dh	3	1	1	0	0	0
Totals	35	9	11	9	5	7

S. Carolina	AB	R	H	RBI	BB	SO
Marzilli, lf	2	1	1	0	1	0
Ebert, ph	1	0	1	1	0	0
Beary, pr/lf	0	1	0	0	1	0
Merrifield, rf/3b	5	1	1	0	0	0
Bradley Jr., cf	3	1	1	1	2	0
Morales, 3b/2b	4	2	1	0	1	1
Walker, 1b	5	2	2	3	0	1
Matthews, dh/lf	5	1	2	2	0	1
Enders, c	4	0	1	1	0	1
Haney, ss	3	1	3	0	1	0
Wingo, 2b	2	0	0	0	0	1
Jones, ph	1	0	0	0	0	1
Totals	35	10	13	8	6	6

CCU	140	101	110	9	11	5
SC	203	002	03X	10	13	0

E - Woodward (2); Gilmore; Motter; Witten. DP - CCU 3; SC 1. LOB - CCU 8; SC 8. 2B - Bowman; Marzilli; Bradley; Morales; Matthews. HR - Noel; Motter; Bowman; Walker. HBP - Woodward; Noel. SH - Woodward; Rice; Wingo. SB - Woodward.

C. Carolina	IP	H	R	ER	BB	K
Wheeler	3.2	8	5	1	2	2
Connolly	1.1	1	1	1	1	1
Laney	0.2	1	1	0	1	0
Fleet	2.1	3	3	3	2	3

S. Carolina	IP	H	R	ER	BB	K
Dyson	1.1	4	4	4	1	0
Mata	2.0	2	2	2	1	2
Neff	0.1	0	0	0	1	1
Taylor	2.0	1	1	1	1	2
Roth	1.0	2	1	1	0	0
Carter	1.1	0	0	0	0	1
Price	1.0	0	0	0	0	1

Win - Carter. Loss - Fleet. Save - Price. WP - Wheeler; Fleet. HBP - by Mata (Woodward); by Neff (Noel). Time - 3:46. Attendance - 6,599

Oklahoma 4, South Carolina 3 June 20, 2010

S. Carolina	AB	R	H	RBI	BB	SO
Marzilli, lf	3	0	0	0	2	0
Merrifield, rf/3b	4	0	1	0	1	0
Bradley Jr., cf	4	1	2	2	1	1
Morales, 3b/2b	4	0	0	0	1	1
Walker, 1b	3	1	2	1	1	0
Thomas, dh	4	0	2	0	0	0
Enders, c	2	1	1	0	1	0
Haney, ss	3	0	0	0	0	1
Beary, ph	1	0	1	0	0	0
Wingo, 2b	2	0	0	0	0	0
Ebert, ph	1	0	0	0	0	1
Matthews, rf	1	0	0	0	0	1
Totals	32	3	9	3	7	5

Oklahoma	AB	R	H	RBI	BB	SO
Ellison, cf	3	1	1	0	1	0
White, lf	3	0	0	0	0	2
Buechele, 3b	4	1	1	1	0	1
Ogle, c	4	0	1	1	0	0
Reine, rf	4	1	2	0	0	0
Herren, rf	0	0	0	0	0	0
Seitzer, 1b	2	0	0	0	0	2
Black, 2b	3	0	0	0	0	2
Bushyhead, ss	3	1	2	2	0	0
Ross, dh	2	0	0	0	0	0
Eisenberg, ph	1	0	0	0	0	0
Totals	29	4	7	4	1	7

SC	010	100	001	3	9	0
OU	110	100	01X	4	7	0

DP - OU 1. LOB - SC 10; OU 5. HR - Bradley; Walker; Buechele; Bushyhead. HBP - Seitzer. SH - Enders; White; Seitzer. SB - Ellison. CS - Thomas

S. Carolina	IP	H	R	ER	BB	K
Cooper	5.0	6	3	3	1	5
Roth	1.0	0	0	0	0	1
Taylor	0.1	0	0	0	0	0
Neff	0.1	0	0	0	0	0
Mata	0.2	1	1	1	0	0
Webb	0.2	0	0	0	0	1

Oklahoma	IP	H	R	ER	BB	K
Rocha	6.0	5	2	2	3	2
Erben	2.0	4	1	1	2	2
Duke	1.0	0	0	0	2	1

Win - Rocha. Loss - Cooper. HBP - by Roth (Seitzer). Time: 2:53. Attendance: 22,835

CAROLINA GAMECOCKS

STAFF

PLAYER PROFILES

OPPONENTS

SEASON IN REVIEW

HISTORY & RECORDS



2012 Baseball

2010 POSTSEASON BOX SCORES

South Carolina 11, Arizona State 4 June 22, 2010

ASU	AB	R	H	RBI	BB	SO
Maggi, ss	5	0	1	1	0	1
MacPhee, 2b	5	0	1	0	0	0
Calhoun, rf	4	1	1	0	1	1
Torrez, Ri., 1b	3	0	0	0	0	2
Ruettiger, lf/cf	5	1	2	0	0	2
Marrero, dh	4	1	3	1	0	0
Aplin, cf	2	1	0	0	1	0
Newman, ph/lf	1	0	1	1	0	0
Torrez, Ra., 3b	3	0	0	0	0	0
Barnes, c	4	0	2	1	0	1
Totals	36	4	11	4	2	7

S. Carolina	AB	R	H	RBI	BB	SO
Marzilli, lf	4	2	2	0	0	1
Merrifield, rf	5	2	3	2	0	0
Bradley Jr., cf	4	1	3	4	0	0
Walker, 1b	4	0	0	1	1	1
Thomas, dh	3	1	1	0	0	1
Matthews, ph/dh	2	0	0	0	0	1
Morales, 3b	5	2	2	2	0	1
Enders, c	4	1	1	0	0	2
Haney, ss	4	0	1	0	0	1
Wingo, 2b	3	2	1	2	1	1
Totals	38	11	14	11	2	9

ASU	000	020	020	4	11	0
SC	082	000	01X	11	14	0

DP - SC 2. LOB - ASU 10; SC 7. 2B - Marrero; Haney; Wingo.
HR - Merrifield; Bradley; Morales. HBP - Torrez, Ri. (2); Torrez, Ra.; Marzilli; Bradley. SB - Maggi; MacPhee

ASU	IP	H	R	ER	BB	K
Kelly	1.2	10	8	8	0	3
Lambson	4.1	2	2	2	2	4
Swagerty	2.0	2	1	1	0	2

S. Carolina	IP	H	R	ER	BB	K
Dyson	7.1	8	4	4	2	3
Price	1.2	3	0	0	0	4

Win - Dyson. Loss - Kelly.
HPB - by Dyson (Torrez, Ri.); by Lambson (Marzilli); by Lambson (Bradley); by Dyson (Torrez, Ri.); by Price (Torrez, Ra.).
Time - 3:09. Attendance: 19,936

South Carolina 3, Oklahoma 2 June 24, 2010

Oklahoma	AB	R	H	RBI	BB	SO
Ellison, cf	4	0	0	0	0	1
White, lf	5	0	1	0	0	2
Buechele, 3b	5	0	1	0	0	4
Ogle, c	3	2	1	1	1	0
Reine, rf	3	0	0	0	0	2
Seitzer, 1b	4	0	0	0	1	0
Bushyhead, ss	5	0	1	1	0	0
Black, 2b	5	0	0	0	0	3
Herren, dh	3	0	0	0	0	2
Eisenberg, ph	1	0	0	0	0	0
Totals	38	2	5	2	2	14

S. Carolina	AB	R	H	RBI	BB	SO
Marzilli, lf	6	1	2	0	0	1
Merrifield, rf/3b	5	0	0	0	0	1
Bradley Jr., cf	6	1	1	1	0	1
Walker, 1b	5	0	3	1	0	0
Matthews, pr	0	0	0	0	0	0
Jones, 1b	0	0	0	0	1	0
Thomas, dh	6	0	1	1	0	2
Morales, 3b/2b	5	0	1	0	0	0
Enders, c	2	0	0	0	2	1
Haney, ss	5	0	1	0	0	1
Wingo, 2b	1	0	0	0	0	1
Beary, ph/rf	3	1	1	0	0	1
Totals	44	3	10	3	3	9

OU	010	000	000	001	2	5	2
SC	000	000	010	002	3	10	1

E - Buechele; Ogle; Walker. DP - SC 2. LOB - OU 6; SC 12. 2B - Marzilli; Haney. HR - Ogle. HBP - Ellison; Reine (2); Wingo. SH - Ogle; Merrifield; Enders. SB - Bushyhead; Marzilli; Beary. CS - Ellison.

Oklahoma	IP	H	R	ER	BB	K
Neal	7.0	5	1	1	1	7
Erben	4.0	2	0	0	1	1
Duke	0.2	3	2	2	1	1

S. Carolina	IP	H	R	ER	BB	K
Cooper	5.2	4	1	1	2	6
Roth	1.1	0	0	0	0	1
Taylor	1.0	0	0	0	0	1
Price	3.0	0	0	0	0	5
Carter	0.0	1	1	1	0	0
Webb	1.0	0	0	0	0	1

Win - Webb. Loss - Duke.
HBP - by Cooper (Ellison); by Neal (Wingo); by Price (Reine); by Webb (Reine). Time: 3:46. Attendance: 24,180

South Carolina 5, Clemson 1 June 25, 2010

S. Carolina	AB	R	H	RBI	BB	SO
Marzilli, lf	2	2	1	0	2	1
Merrifield, rf	4	0	0	0	0	1
Bradley Jr., cf	3	0	1	2	1	0
Walker, 1b	4	0	1	0	0	0
Thomas, dh	4	2	2	0	0	0
Morales, 3b	4	0	1	1	0	0
Enders, c	4	1	2	2	0	0
Haney, ss	3	0	0	0	1	0
Wingo, 2b	4	0	0	0	0	1
Totals	32	5	8	5	4	3

Clemson	AB	R	H	RBI	BB	SO
Epps, dh	2	0	0	0	0	1
Nester, ph/dh	2	0	0	0	0	0
Freeman, 2b	4	0	0	0	0	0
Schaus, 2b	4	0	0	0	0	0
Parker, rf	2	0	0	0	1	1
Miller, ss	4	0	1	0	0	1
Hinson, 3b	4	0	0	0	0	1
Shaffer, 1b	2	1	1	0	0	0
Boyd, cf	3	0	0	0	0	0
Kieboom, c	3	0	1	0	0	0
Pohl, c	0	0	0	0	0	0
Totals	30	1	3	0	1	4

SC	111	101	000	5	8	1
CU	001	000	000	1	3	0

E - Wingo. DP - SC 1; CU 2. LOB - SC 4; CU 5. 2B - Marzilli; Bradley; Thomas; Shaffer. HR - Enders. HBP - Parker; Shaffer. SB - Marzilli.

S. Carolina	IP	H	R	ER	BB	K
Roth	9.0	3	1	1	1	4

Clemson	IP	H	R	ER	BB	K
Leone	2.2	4	3	3	1	0
Haselden	3.1	4	2	2	1	0
Cruz	3.0	0	0	0	2	3

Win - Roth. Loss - Leone.
HBP - by Roth (Parker); by Roth (Shaffer). PB - Enders. Time: 2:22. Attendance: 22,334

CAROLINA GAMECOCKS

STAFF

PLAYER PROFILES

OPPONENTS

SEASON IN REVIEW

HISTORY & RECORDS

Carolina Gamecocks

2010 POSTSEASON BOX SCORES

South Carolina 4, Clemson 3 June 26, 2010

South Carolina 7, UCLA 1 June 28, 2010

South Carolina 2, UCLA 1 June 29, 2010

Clemson	AB	R	H	RBI	BB	SO
Lamb, dh	4	1	1	0	0	0
Freeman, 2b	5	0	2	0	0	1
Schaus, lf	5	0	1	1	0	1
Parker, rf	3	0	0	0	0	2
Hinson, 3b	3	1	2	0	1	1
Miller, ss	4	0	0	1	0	0
Shaffer, 1b	4	0	1	0	0	1
Boyd, cf	4	0	1	0	0	1
Kieboom, c	2	0	0	0	0	0
Epps, ph	0	1	0	0	1	0
Nester, c	1	0	0	0	0	1
Totals	35	3	8	2	2	8

S. Carolina	AB	R	H	RBI	BB	SO
Marzilli, lf	3	2	1	0	1	0
Merrifield, rf	5	0	3	0	0	1
Bradley Jr., cf	2	1	1	0	1	0
Walker, 1b	4	1	2	2	0	0
Morales, 3b	4	0	1	1	0	1
Matthews, dh	3	0	0	0	0	1
Thomas, ph	0	0	0	0	1	0
Enders, c	4	0	0	0	0	2
Wingo, 2b	3	0	0	0	1	0
Totals	32	4	9	3	4	6

CU	001	000	110	3	8	3
SC	100	100	20X	4	9	1

E - Miller; Kieboom; Nester; Wingo. DP - CU 2. LOB - CU 9; SC 10. 2B - Merrifield. 3B - Hinson; Merrifield. HR - Walker. HBP - Lamb; Parker; Marzilli; Bradley. SB - Marzilli; Matthews.

Clemson	IP	H	R	ER	BB	K
Harman	6.1	7	3	3	0	5
Frederick	0.2	2	1	1	2	1
Weismann	0.1	0	0	0	2	0
Brady	0.2	0	0	0	0	0

S. Carolina	IP	H	R	ER	BB	K
Dyson	6.2	5	2	2	2	5
Price	2.1	3	1	1	0	3

Win - Price. Loss - Harman.
HBP - by Dyson (Lamb); by Dyson (Parker); by Harman (Bradley). PB - Enders. Time: 3:04. Attendance: 12,593

S. Carolina	AB	R	H	RBI	BB	SO
Marzilli, lf	4	0	2	1	1	0
Merrifield, rf	5	0	1	1	0	1
Bradley Jr., cf	5	1	2	0	0	1
Walker, 1b	5	1	2	0	0	0
Thomas, dh	3	1	1	1	1	0
Matthews, ph	1	0	1	0	0	0
Morales, 3b	5	2	1	0	0	0
Enders, c	5	0	1	0	0	1
Haney, ss	3	0	2	3	0	0
Wingo, 2b	4	2	1	0	0	0
Totals	40	7	14	6	2	3

UCLA	AB	R	H	RBI	BB	SO
Amaral, cf	4	0	0	0	0	0
Gallego, ss	4	0	0	0	0	3
Regis, 2b	4	1	1	0	0	1
Dunlap, dh	3	0	0	0	0	2
Navarro, ph	0	0	0	0	1	0
Gelalich, lf	3	0	1	0	0	1
Espy, 3b	3	0	0	0	0	1
Brown, ph	1	0	0	0	0	0
Uribe, 1b	4	0	0	0	0	0
Giovinazzo, rf	3	0	0	0	0	1
Rodriguez, c	2	0	1	0	0	1
Totals	31	1	3	0	1	10

SC	212	010	010	7	14	2
UCLA	000	000	001	1	3	2

E - Wingo (2); Regis; Cole. DP - SC 1. LOB - SC 9; UCLA 6. 3B - Wingo. HBP - Gelalich; Rodriguez. SF - Haney. SB - Matthews; Morales; Wingo; Gelalich.

S. Carolina	IP	H	R	ER	BB	K
Cooper	8.0	3	1	1	1	10
Taylor	1.0	0	0	0	0	0

UCLA	IP	H	R	ER	BB	K
Cole	7.0	11	6	4	1	2
Grace	1.1	3	1	1	1	0
Griggs	0.2	0	0	0	0	1

Win - Cooper. Loss - Cole.
HBP - by Cooper (Rodriguez); by Cooper (Gelalich). Time: 3:28. Attendance: 23,818

UCLA	AB	R	H	RBI	BB	SO
Gallego, ss	5	0	1	1	0	2
Amaral, cf	5	0	2	0	0	0
Dunlap, dh	4	0	1	0	0	0
Espy, 1b	3	0	0	0	1	1
Williams, 2b	1	0	0	0	0	0
Regis, 2b/3b	5	0	0	0	0	2
Krill, rf	5	0	2	0	0	1
Giovinazzo, lf	3	0	0	0	1	0
Brown, 3b/1b	4	1	2	0	0	1
Rodriguez, c	2	0	0	0	1	0
Totals	37	1	8	1	3	7

S. Carolina	AB	R	H	RBI	BB	SO
Marzilli, lf	5	0	2	0	0	1
Merrifield, rf	5	0	1	1	0	1
Bradley Jr., cf	5	0	0	0	0	3
Walker, 1b	4	0	2	0	1	0
Morales, 3b	5	0	0	0	0	2
Matthews, dh	3	0	0	0	0	0
Thomas, ph	1	0	1	0	0	0
Beary, pr/dh	1	1	0	0	0	1
Enders, c	3	0	1	0	2	0
Haney, ss	5	0	2	0	0	1
Wingo, 2b	2	1	0	0	3	1
Totals	39	2	9	1	6	10

UCLA	000	010	000	00	1	8	1
SC	000	000	010	01	2	9	1

Note: 1 out, 1 runner LOB when the game ended.

E - Espy; Morales. DP - SC 1. LOB - UCLA 10; SC 14. 2B - Amaral; Krill. HBP - Dunlap; Brown. SH - Giovinazzo; Rodriguez; Marzilli; Merrifield. CS - Gallego.

UCLA	IP	H	R	ER	BB	K
Rasmussen	6.0	6	0	0	4	5
Goeddel	1.0	2	1	0	0	1
Klein	3.1	1	1	1	2	4

S. Carolina	IP	H	R	ER	BB	K
Roth	5.0	6	1	1	2	3
Mata	2.0	1	0	0	0	1
Webb	0.1	0	0	0	0	0
Taylor	1.0	0	0	0	0	0
Price	2.2	1	0	0	1	3

Win - Price. Loss - Klein.
WP - Klein. HBP - by Mata (Brown); by Price (Dunlap). PB - Rodriguez. Time: 4:15. Attendance: 24,390

CAROLINA GAMECOCKS

STAFF

PLAYER PROFILES

OPPONENTS

SEASON IN REVIEW

HISTORY & RECORDS



2012 Baseball

2010 STATISTICS

Overall Batting & Fielding

Overall Record: 54-16; Home: 30-6; Away: 17-7; Neutral: 7-3

(More than 120 plate appearances)

	AVG	GP-S	AB	R	H	2B	3B	HR	RBI	TB	SLG	BB	HBP	SO	OB%	SF	SH	SB-ATT	PO	A	E	FLD
Jackie Bradley Jr.	.368	67-61	242	56	89	12	1	13	60	142	.587	41	8	37	.473	1	1	7-10	147	5	1	.993
Brady Thomas	.331	47-33	139	37	46	13	1	8	30	85	.612	14	2	33	.400	0	1	3-5	185	11	3	.985
Christian Walker	.327	61-51	226	35	74	12	2	9	51	117	.518	18	4	18	.384	2	2	2-3	353	30	9	.977
Whit Merrifield	.321	70-70	296	72	95	12	1	13	42	148	.500	30	6	36	.393	1	15	12-18	85	28	5	.958
Adam Matthews	.307	64-56	189	30	58	12	2	7	31	95	.503	25	2	42	.392	1	5	7-9	56	0	3	.949
Kyle Enders	.281	61-51	185	26	52	9	1	3	32	72	.389	21	7	35	.370	3	6	2-4	438	33	4	.992
Adrian Morales	.273	68-59	245	50	67	15	0	9	56	109	.445	18	13	32	.348	6	9	5-9	52	131	12	.938
Nick Ebert	.272	45-32	125	27	34	7	1	7	31	64	.512	26	7	30	.416	3	1	0-0	191	13	2	.990
Bobby Haney	.263	64-61	217	30	57	8	1	3	24	76	.350	14	2	38	.309	3	3	1-1	83	162	6	.976
Scott Wingo	.247	70-66	198	52	49	8	3	9	31	90	.455	37	18	48	.409	1	9	2-3	116	200	12	.963

(Fewer than 120 plate appearances)

Evan Marzilli	.385	63-19	91	30	35	8	0	3	12	52	.571	17	8	20	.513	1	2	8-8	41	0	3	.932
Richard Royal	.333	2-0	3	1	1	0	0	0	1	1	.333	0	0	2	.333	0	0	0-0	1	0	0	1.000
Jeffery Jones	.300	47-30	110	21	33	7	0	8	29	64	.582	22	3	14	.423	2	1	0-0	81	3	0	1.000
Robert Beary	.276	44-22	98	18	27	3	1	1	14	35	.357	4	6	21	.339	1	3	3-4	32	1	0	1.000
Parker Bangs	.267	28-17	60	10	16	6	0	3	18	31	.517	9	1	19	.366	1	0	1-1	0	0	0	.000
Michael Roth	.111	9-1	9	2	1	0	0	1	1	4	.444	1	0	3	.200	0	0	0-0	9	11	0	1.000
Brisson Celek	.000	9-1	8	2	0	0	0	0	0	0	.000	1	2	4	.273	0	0	0-0	0	0	0	.000
Austin Ashmore	.000	5-0	3	0	0	0	0	0	0	0	.000	0	0	2	.000	0	0	0-0	0	0	0	.000
Steven Neff	.000	1-0	0	0	0	0	0	0	0	0	.000	0	0	0	.000	0	0	0-0	1	3	1	.800
Totals	.300	70-70	2444	499	734	132	14	97	463	1185	.485	298	89	434	.392	26	58	53-75	1901	726	66	.975
Opponents	.226	70-70	2329	285	527	70	6	61	258	792	.340	220	74	625	.311	15	43	43-66	1831	712	99	.963

Pitching

	ERA	W-L	APP	GS	CG	SHO/CB	SV	IP	H	R	ER	BB	SO	2B	3B	HR	BK	B/AVG.	WP	HBP
Blake Cooper (R)	2.76	13-2	20	20	1	1/0	0	137.0	111	52	42	39	126	13	0	12	0	.223	1	15
Sam Dyson (R)	4.28	6-5	18	18	3	2/1	0	103.0	98	55	49	24	101	14	2	6	1	.249	5	20

(Fewer Than 60 Innings)

Jordan Propst (R)	0.00	0-0	2	0	0	0/1	0	1.0	1	0	0	0	2	0	0	0	0	.250	0	1
Michael Roth (L)	1.34	2-1	37	2	1	0/3	3	40.1	27	8	6	10	35	3	0	1	0	.196	0	4
Patrick Sullivan (R)	1.50	0-0	7	0	0	0/1	0	6.0	7	4	1	4	7	1	0	1	1	.292	2	0
Matt Price (R)	2.26	5-1	31	0	0	0/4	10	55.2	37	16	14	19	83	4	1	4	0	.183	0	9
Jose Mata (R)	2.40	7-1	33	0	0	0/0	0	45.0	35	15	12	10	37	5	1	2	0	.215	1	3
Nolan Belcher (L)	2.43	3-1	11	6	0	0/2	0	29.2	18	10	8	18	32	1	0	2	0	.184	5	2
John Taylor (R)	3.38	3-2	28	0	0	0/1	1	29.1	27	14	11	5	17	3	0	3	0	.243	0	3
Tyler Webb (L)	3.96	3-2	17	7	0	0/1	0	36.1	29	17	16	13	36	3	0	6	0	.218	0	4
Steven Neff (L)	4.11	2-1	17	1	0	0/0	0	15.1	16	8	7	8	16	3	0	1	2	.276	1	3
Jay Brown (R)	4.44	3-0	17	9	0	0/2	0	50.2	46	30	25	21	34	7	0	10	1	.246	1	3
Jimmy Revan (L)	4.85	1-0	9	1	0	0/0	0	13.0	8	8	7	13	20	2	0	2	0	.167	1	1
Parker Bangs (R)	5.27	1-0	14	0	0	0/0	0	13.2	7	8	8	9	21	1	1	2	0	.146	1	2
Colby Holmes (R)	5.33	2-0	11	6	0	0/1	0	27.0	29	18	16	16	27	3	0	6	2	.266	2	2
Ethan Carter (R)	5.46	3-0	24	0	0	0/1	2	28.0	25	18	17	9	30	7	1	3	0	.245	0	2
Alex Burrell (L)	13.50	0-0	2	0	0	0/0	0	2.2	6	4	4	2	1	0	0	0	0	.462	0	0
TOTALS	3.45	54-16	70	70	5	8/5	16	633.2	527	285	243	220	625	70	6	61	7	.226	20	74
Opponents	6.16	16-54	70	70	1	1/1	9	610.1	734	499	418	298	434	132	14	97	6	.300	61	89

Cumulative Scoring By Innings

	1	2	3	4	5	6	7	8	9	EX	TOTAL
South Carolina	55	70	77	56	43	52	60	60	17	9	499
Opponents	34	40	33	37	23	22	35	30	28	3	285

Carolina Gamecocks

1975 (51-6) - 2nd at College World Series

The foundation for South Carolina's first trip to the College World Series in 1975 was laid a year earlier when the Gamecocks earned their first invitation to the NCAA Tournament and narrowly missed a trip to Omaha.

It could be argued that the first bricks of that foundation were actually laid in 1970 when former New York Yankee second baseman Bobby Richardson was hired by athletics director Paul Dietzel with a mandate to put Gamecock baseball on the map.

Richardson was South Carolina's first full time baseball coach. Previously the diamond program was headed by part timers, usually an assistant football coach or physical education professor, or -- in the tenure of Bob Reising (1964-65) -- a professor of English literature.

The Gamecocks had never played an expanded schedule, 34 games in 1969 under football assistant Jack Powers

being the most. That team finished with a 12-21-1 record the year before Richardson came on board.

The 21-8 mark accomplished under Powers in 1967 represented the record for wins in a season. To say baseball was a .500 program at best was borne out by statistics. Over 67 seasons, the Gamecocks had finished with 34 winning records against 33 losing seasons and 10 break even years.

Richardson started slowly, having never coached or managed a team before. However his illustrious 12-year career with the Yankees, which included seven World Series appearances and a Most Valuable Player in the fall classic of 1960, had prepared him well. His first record of 14-20 would be South Carolina's last losing record over the next 30 years.

After an 18-12 finish in 1971, Richardson bumped the schedule up to 41 games in 1972 and finished 25-16. A 26-15-1 record followed in 1973 and the first NCAA bid came along in 1974 when the final record was 48-8. A 2-1 loss to Miami at Starkville, Miss. prevented a trip to Omaha.

The 1975 team featured a four-man pitching rotation of senior right-handers Earl Bass (17-1), Greg Ward (13-4), Raymond Lavigne (8-0) and junior left-hander Tim Lewis (11-0), a starting record of 49-5. The bullpen was used sparingly and contributed two wins and a loss to the final record of 51-6-1.

Bass, runner-up to Arizona State shortstop Jerry Maddox for national player of the year honors, was a first team All-America choice for the second time and senior first baseman Hank Small clubbed 19 home runs with a .390 batting average to also earn All-America honors. Lewis and Lavigne pitched back-to-back no-hit wins as South Carolina lost only four and tied one of 49 regular season games.

That earned a host site for regional play and the Gamecocks swept past The Citadel, Temple and North Carolina State and moved on to Omaha, one of eight teams competing for the national championship.

Bass with relief help from seldom used closer Mike Cromer defeated Seton Hall 3-1 in the first round and Ward downed Eastern Michigan 5-1. Bass came back to defeat Arizona State 6-3 and after three rounds South Carolina was 3-0 and the only undefeated team.

Under a rule change adopted the following year, South Carolina would have earned a bye but under the procedure

in force in 1975 there was a drawing and Arizona State won the bye. South Carolina played Texas. Ward had a rare bad game and the Longhorns drubbed the Gamecocks 17-6, leaving three teams in the double elimination field with one loss apiece.

Bass and Ward had each started twice in Omaha while Lewis (11-0) and Lavigne (8-0) had not been used despite their combined record of 19-0

Lewis got his chance, on his mother's birthday, against a well rested Arizona State team and he responded with a 4-1 complete game victory when the Gamecocks rallied from a 1-0 deficit with four runs in the top of the ninth inning against previously undefeated (14-0) Sun Devil ace Greg Cochran.

A scoreless game with two outs in the bottom of the eighth inning, Bob Pate singled and Jerry Maddox hit a bloop triple that landed a few inches fair in right field to give Arizona State a 1-0 lead.

Second baseman Mark Van Bever doubled to lead off the ninth and shortstop Jeff Grantz bunted the tying run to third. Right fielder Garry Hancock singled to drive in Van Bever. Small singled and Steve King walked to load the bases with one out. A fielder's choice RBI, two Sun Devil errors and a squeeze bunt plated three more runs and South Carolina led 4-1.

Lewis retired the side in the bottom of the ninth and South Carolina, in its first trip ever to the College World Series, met Texas for the national championship. That title eluded the Gamecocks, however, and the Longhorns prevailed 5-1. The only Gamecock run came on a home run by Hank Small.

Bass won his last six decisions in 1974 and first 17 in 1975 to establish a National record of 23 consecutive wins. He finished the season 17-1 and 34-3 for his career. The staff had an earned run average of 2.00 in 503 innings. Pitchers recorded 26 complete games and 13 shutouts.

Team Leaders

Batting Average	Hank Small (.390)
Home Runs	Hank Small (19)
Wins	Earl Bass (17)
Earned Run Average	Earl Bass (1.40)

1975 Roster

1	David Small	INF
3	Mark Van Bever	2B
4	Tom Luckstone	RHP
5	Robbie Parrish	C
6	Donnie Branham	C
7	Jim Pankovits	3B
8	Jeff Grantz	SS/2B
9	Garry Hancock	OF
11	Chuck McLean	OF/RHP
12	Hank Small	1B/OF
13	Earl Bass	RHP/1B
14	Steve King	OF
15	Steve Cook	OF
16	Greg Ward	RHP
17	John Hinkel	C/1B
18	Greg Keatley	C
19	Don Repsher	OF
20	Scott Thomas	LHP
22	Ed Lynch	RHP
23	Mike Cromer	LHP
24	Tim Lewis	LHP
25	Jim Fleming	INF
26	Ray Lavigne	RHP
27	Jamie Chakales	RHP
	Bill Kimrey	RHP
	Andy LeHeup	OF

Head Coach: Bobby Richardson
Asst. Coach: Johnny Hunton



CAROLINA GAMECOCKS

STAFF

PLAYER PROFILES

OPPONENTS

SEASON IN REVIEW

HISTORY & RECORDS

1977 (43-12) - 2nd at College World Series

Two years after their first trip to the College World Series, the Gamecocks found themselves back in Omaha under a different head coach.

Bobby Richardson, who in seven seasons built the South Carolina program into a national power, resigned and June Raines was brought in to continue the success forged by Richardson. That included South Carolina's first three bids to the NCAA Tournament and first trip to Omaha.

For Raines, it was a return to the Gamecock Roost. Following a 10-year career as a catcher in the Cleveland Indians and Washington Senators minor league systems, Raines had served as a student assistant coach under Jack Powers and Richardson while earning bachelor and masters degrees.

Raines inherited a good nucleus from Richardson whose final team, 1976, had compiled a 38-14 record. Richardson's previous two teams were 48-8 in 1974 and 51-6-1 in 1975.

Raines added some outstanding talent in outfielder Mookie Wilson, catcher Johnny Long and right-handed pitcher Randy Martz from the Gamecock football squad to the returnees left by Richardson.

Through his first 20 games, Raines won 68 percent of the time, excellent under most criteria but somewhat short of Richardson's .828 percentage over his final three seasons. After winning 10 of his first 11 games, Raines saw his team lose five and tie one over the next nine. Arch rival Clemson, on the other hand, was unbeaten after 26 games with the best record in the nation.

South Carolina broke the Tigers' win streak with a 2-1 victory at Clemson behind Martz and the Gamecocks compiled a 30-6 record the remainder of the season for a final mark of 43-12-1. The late season surge included two more wins over Clemson for a sweep of the season series.

South Carolina was awarded its fourth consecutive regional site but quickly fell into the losers' bracket with a 7-6 loss to nationally second ranked South Alabama. Starter Ran-

dy Martz left the game with the lead but the bullpen couldn't hold it. Carolina would have to win four consecutive games over the next three days if it was to win the regional.

The uphill trek began with a 4-1 win over East Carolina behind a six-hit complete game by right-hander Jim Lewis. The task ahead required two Sunday victories to force a show-down game on Monday.

Ed Lynch, from the Gamecock basketball team, drew the first assignment and stifled South Alabama. He scattered seven hits in an 11-2 rout. Sophomore right-hander Hal Hutchens caused some anxious moments when he allowed 12 hits and walked four but was tough with runners on base. With ninth inning relief help from Lewis, Hutchens came out with a 5-2 win over Wake Forest. With two days rest, Randy Martz got the call vs. the Demon Deacons. Although he allowed 10 hits, he struck out 12. Johnny Hinkel, Mark Van Bever and Mookie Wilson homered as the Gamecocks won 6-1 to clinch a spot in Omaha.

The opening game of the 1977 College World Series was a classic. With undefeated Randy Martz pitching for South Carolina, and Panamanian right-hander Jaime Cocanower for Baylor, the score was tied 1-1 after nine innings with both starters still on the mound.

Martz retired the first two Baylor batters in the top of the 10th but three successive ground ball singles produced a run and the Bears took a 2-1 lead to the bottom of the 10th inning.

Van Bever lashed a double down the left field line and advanced to third when Wilson grounded out to deep short-stop. That brought up left fielder Chuck McLean who hit a line drive on the first pitch that carried over Baylor center fielder Burl Coker's head.

Raines said later that he would have held McLean at third if he had been the third base coach. However, after nine innings, he had turned third base coaching duties over to assistant Johnny Hunton "to change over the luck" and Hunton waved McLean past third base. He slid home safely with an inside the park home run and a 3-2 Gamecock victory.

Lewis scattered eight hits and struck out 14 defeating Cal State-Los Angeles 6-2 and Martz came back on short rest to down Southern Illinois Carbondale 5-4 earning Carolina a bye to the championship round as the only undefeated team.

A shoulder injury to power hitting first baseman Johnny Hinkel (15 home runs) left the Gamecocks a little short. Lynch pitched well in a complete game effort but lost 6-2 to Arizona State setting up another meeting with the Sun Devils. Lewis also pitched well but was on the short end of a 2-1 score and for the second time in two tries, South Carolina finished second in the College World Series.

Martz, with a 14-0 record, was named National Player of the Year, first team All-America and first round draft choice of the Chicago Cubs. He pitched four years in the major leagues. Wilson was second team All-America and played 1,403 major league games in 12 seasons with the Mets and Blue Jays. Lynch played eight years with the Mets and Cubs and became general manager of the Cubs. Lewis made it to the big leagues for brief stints with the Mariners, Yankees and Twins.


1977 Roster

1	Tom Williams	2B
2	Tom Sotack	RHP
4	Chuck McLean	OF/RHP
5	Robbie Parrish	C
6	Richard Ness	C
7	Johnny Long	C
8	Mookie Wilson	OF/RHP
9	Kevin Karcher	RHP
10	Mark Van Bever	2B/OF
11	Eric Hildebeitel	C/OF
12	David Small	OF
13	Steve King	1B
14	Greg Jonson	SS
15	Mark Kish	RHP/OF
17	Mike Toalson	LHP
18	Hal Hutchens	RHP
19	Don Repsher	OF
20	Scott Thomas	LHP
21	Randy Martz	RHP
22	Johnny Hinkel	1B/OF
23	Ed Lynch	RHP
24	Bart Murphy	3B
25	Ronnie Crapps	RHP/OF
26	Jim Lewis	RHP
27	Jamie Chakales	RHP
	Bill Allen	RHP
	Jim Curry	LHP
	Paul DeLaVarre	RHP/INF
	Alan Ezagui	SS
	Mike Lebo	C/1B

Head Coach: June Raines
Asst. Coach: Johnny Hunton

Team Leaders

Batting Average	Mookie Wilson (.357)
Home Runs	Johnny Hinkel (15)
Wins	Randy Martz (14)
Earned Run Average	Randy Martz (1.98)



Carolina Gamecocks

1981 (46-15) - 4th at College World Series

After a three-year absence, South Carolina made its third trip to the College World Series in 1981. The Gamecocks finished second in 1975 and 1977 but didn't make the NCAA field in 1978 and '79. In 1980 they were invited but didn't make it out of the regional.

A 40-13 regular season record earned a host site for the 1981 regional. A win over Temple and two over Memphis State punched Carolina's ticket to Omaha where Oklahoma State was the opening round opponent. The only South Carolina player with World Series experience was fifth year senior third baseman Tommy "Termite" Williams, who was a freshman reserve second baseman on the 1977 squad.

In two previous trips to Omaha, Carolina had won its first three games but faced a different reality in 1981, falling into the loser's bracket. Oklahoma State scored three times in the first inning and twice in the third to lead 5-0. The Game-

cocks battled back to tie the score at 5-5 with three runs in the top of the ninth but a three run home run by Stan Baughn won it for the Cowboys 8-5 in the 10th inning.

An elimination game against the Black Bears of Maine was postponed 24 hours by rain, and another rain delay with Carolina trailing 5-2 in the third inning didn't do a lot for confidence as the Gamecocks committed five errors. Don Gordon was charged with seven unearned runs and trailed 7-6 when Joe Kucharski came in for relief.

The sophomore handcuffed Maine on two singles over the final 4.1 innings. Carolina offset bad defense with a 17-hit attack that included two monstrous two-run home runs by Rob Lowery to win 12-7. At that time, Lowery was the sixth player to homer twice in a World Series game but the first in 25 years.

Jim Curl also had a two-run homer and Paul Hollins contributed three hits.

In an effort to shore up the defense before taking on Mississippi State, head coach June Raines moved Tommy Williams from third to second base where Jamey Thaw had committed two of the five errors against Maine. Williams had played second most of his career before moving to third as a senior.

South Carolina jumped out to a 6-0 lead after three innings and held on to edge Mississippi State 6-5 by surviving three serious late inning Bulldog threats. Freshman designated hitter/backup catcher Chris Boyle homered and Lowery hit his third of the series.

Mississippi State cut the lead to 6-5 with three runs in the seventh inning and had the bases loaded when Bobby Kish was summoned from the bullpen with one out and Bruce Castoria at the plate. Earlier, Castoria had tied the NCAA record with his 29th home run for Mississippi State's first two runs.

Kish struck Castoria out on three pitches and then retired Terry Loe on a pop up to Williams to escape further damage. Tony Gage led off the Mississippi State eighth with a triple but Kish retired Brad Winkler on a pop to Curl at first base. Sensing a suicide squeeze, Lowery called for a pitchout and Gage was an easy out to blunt that threat.

Raines said, "I wish I could take credit for calling a pitch out but I can't. Thank goodness my catcher is smart enough to call for a pitchout in that situation."

Mississippi State continued to threaten, putting two men on base with two outs in the ninth inning. A wild pitch advanced the tying run to third and the potential winning run to second with slugger Castoria coming up.

Raines signaled for an intentional walk but Kish demurred. He contended he could strike the Bulldog slugger out again. After a conference on the mound, the head coach prevailed and the bases were loaded. Terry Lee hit a ground ball to shortstop Rod Carraway, who flipped to second baseman Williams to force Castoria and end the game.

Left-hander Bret Baynham, South Carolina's starting pitcher, was the winner to improve his record to 10-1. Kish earned his seventh save.

Luck and pitching depth ran out and Carolina lost a slugfest, 10-7, to Arizona State, to finish fourth in the 1981 College World Series. Carolina gave up four runs in the first inning and never caught up. The Gamecocks had 11 hits, three of them by Curl, who hit his 17th home run.

For the first time, South Carolina had two .400 hitters. Lowery batted .404 and Paul Hollins an even .400. Curl hit .347 with 75 runs batted in. Left fielder Joe McCarthy hit only .266 but stole 51 bases and walked 71 times. Hollins had 14 home runs, Lowery 13 and Boyle had 10. Dennis Lubert had a 12-2 record, Don Gordon 8-3 and Kucharski 6-1 along with 10-1 by Baynham.

The final record was 46-15. The team batting average was .316 with 83 home runs. Lubert pitched 10 complete games, Gordon eight, Baynham three and Kucharski two.

Arizona State defeated Oklahoma State in the championship game to win its fifth College World Series championship.

1981 Roster

1	Tom Williams	2B
2	Robby Vollmer	OF
4	Joey Wilson	1B/OF
5	Jamey Thaw	2B
6	Art Finley	SS
7	Neil Fox	C
8	Rocky Lewis	1B/OF
9	Bret Baynham	LHP
10	John Simmons	C
11	Rod Carraway	3B
12	Martin Small	LHP
13	Jim Curl	1B
14	John Sullivan	SS
15	Bobby Kish	RHP
17	Ross Bledsoe	RHP
18	Don Gordon	RHP
19	Paul Hollins	OF
20	Steve Kraly	2B
21	Ricky Lee	OF
22	Joe McCarthy	OF
23	Rob Lowery	C
24	Jeb Babel	LHP
25	Chris Boyle	C
26	Dennis Lubert	LHP
27	Harvey Heise	3B/OF
28	Joe Kucharski	RHP
29	Mark Calvert	RHP
30	Eddie Leopard	RHP

Head Coach: June Raines
Asst. Coach: Johnny Hunton

Team Leaders

Batting Average	Rob Lowery (.404)
Home Runs	Jim Curl (17)
Wins	Dennis Lubert (12)
Earned Run Average	Don Gordon (2.85)



1982 (45-13) - 7th at College World Series

The 24 players who earned letters on the 1982 South Carolina baseball squad were a near equal split of 11 veterans from the 1981 roster that advanced to fourth place in the College World Series and 13 newcomers, nine freshmen and four junior college recruits.

The pitching rotation, however, was all veteran consisting of senior left-hander Dennis Lubert, senior Don Gordon, junior Joe Kucharski and sophomore Mark Calvert. Closer Jeb Babel, with perhaps the best pick-off move any Gamecock ever, was also back. Pitching depth was enhanced by the addition of freshman right-hander Larry Price and junior college left-hander Mike Werner.

Chris Boyle, primarily a designated hitter as a freshman, took over the catching role backed up by Neil Fox, a sophomore who also saw action at DH. Four freshmen figured prominently in the lineup, outfielders Scott Mackie, and Phillip Wilson, shortstop Kent Anderson and first baseman Greg Morhardt. Wilson was the brother of former Gamecock star Mookie Wilson, who had a 12-year major league career.

Offensive power was down considerably from the previous year. Junior college newcomer Larry Hernandez was the batting champion with a .347 average while the 1981 Gamecocks boasted two .400 hitters in catcher Rob Lowery and outfielder Paul Hollins. Boyle led the 1982 team in home runs with 12 and runs batted in with 59. Hernandez had 10 homers, Anderson eight, Wilson five.

The year before, Jim Curl had 17 homers and 75 RBI. Three others had double digit homers, including freshman Boyle with 10.

The pitching staff earned run average of 3.28, however, was considerably better than the year before and the final win-loss record was about the same, 45-13 in 1982 compared to 46-15 in 1981.

The 1982 squad hosted a six-team regional and swept

through four wins to send Carolina to Omaha for the fourth time but the first time the Gamecocks had qualified in back to back seasons. Others in the regional field included West Virginia, making its first trip to the playoffs since 1967, The Citadel, Old Dominion, North Carolina and East Carolina.

Kucharski opened the regional by shutting out West Virginia 7-0 with ninth inning help from closer Babel. Boyle and Fox each had two hits and Boyle homered. The losing Mountaineers turned a triple play.

Carolina led 6-2 over The Citadel after three and a half innings the next day when rain suspended action overnight. Gordon, who had started, returned to the mound and worked into the eighth inning before giving way to Babel. The Gamecocks held on for a 6-4 win. Morhardt had four hits and five foot six inch senior outfielder Robby Vollmer homered.

In a rematch with The Citadel, the Gamecocks won 11-2 behind Lubert. Vollmer had four hits, third baseman John Sullivan had a pair of doubles and Wilson homered.

West Virginia held Carolina to four hits the second time around but the Gamecocks prevailed 5-2 behind a brilliant mound effort by Calvert, who scattered four hits through seven innings before turning the mound over to Babel. Sullivan figured in both Gamecock runs, driving in one with a single and scoring the other on a wild pitch. Jamey Thaw had two hits to account for half the Carolina total.

The 45-11 record entering the World Series would have been even more sensational if the Gamecocks hadn't played Miami (Fla.) eight times. Carolina lost four in a row at Coral Gables and three of four in Columbia. It was small consolation that Miami would end the season as College World Series champions.

Pitching, which had fashioned eight shutouts during the regular season fell apart in Omaha, giving up 25 runs in two games. For the first time in four trips, Carolina left Omaha without a win.

Stanford blasted the Gamecocks 15-4 with an 11-run sixth inning. Oklahoma State led 8-0 after three innings. Carolina rallied with a seven-run fifth on a grand slam by Sullivan and a two-run homer by Morhardt but the Gamecocks were eliminated from Omaha 10-8.

Kucharski pitched 112 innings with an 11-3 record and

was a first team selection to the coaches All-America team. He was the first round draft selection of the Baltimore Orioles. Lubert was 8-3 as a senior and finished with a 31-9 career record. Gordon's 1982 record was 10-3. He made it to the majors, pitching in 78 games with the Toronto Blue Jays and Cleveland Indians, 1986-88.

The other member of the 1982 team to advance to the majors was shortstop Kent Anderson. A freshman in '82, he played two more years at Carolina and in 1989 and '90 saw action in 135 games with the California Angels.

Calvert's record was 8-1 and his 2.78 earned run average in 68 innings led the team. Babel had a 3-0 record and Werner was 3-2. Hernandez, Sullivan, Morhardt, Boyle and Wilson had .300 or better batting averages and Vollmer led stolen bases with 23.

1982 Roster

1	Phillip Wilson	OF
2	Robby Vollmer	OF
4	Keith Killian	OF
5	Jamey Thaw	2B
6	Art Finley	SS
7	Neil Fox	C
8	Rocky Lewis	1B/OF
9	Wade Hatcher	INF
10	Derek White	C
11	Larry Price	RHP/INF
12	Larry Hernandez	OF/1B
14	John Sullivan	3B/SS/RHP
15	Jeff Swindell	INF
17	Scott Mackie	OF
18	Don Gordon	RhP
20	Mike Werner	LHP
21	Greg Morhardt	OF/1B
22	Kurt Korinek	OF
23	Kent Anderson	SS
24	Jeb Babel	LHP
25	Chris Boyle	C
26	Dennis Lubert	LHP
27	Harvey Heise	3B
28	Joe Kucharski	RHP
29	Mark Calvert	RHP
30	Eddie Leopard	RHP
	Kevin Burke	1B
	Mark Ridgik	RHP

Head Coach: June Raines
Asst. Coach: Johnny Hunton

Team Leaders

Batting Average	Larry Hernandez (.344)
Home Runs	Chris Boyle (12)
Wins	Joe Kucharski (11)
Earned Run Average	Mark Calvert (2.78)



Carolina Gamecocks

1985 (47-22) - 7th at College World Series

To say 1985 was a record-breaking year for South Carolina would be an understatement. The Gamecocks played more games, hit more home runs, scored more runs, turned more double plays and established a host of other records on the way to their fifth trip to the College World Series.

After a two-year absence, South Carolina was back in Omaha for the fifth time in 12 years but the stay was short. A 14-inning 1-0 loss to Arkansas and a 16-11 slugfest defeat at the hands of Oklahoma State eliminated the Gamecocks.

The season record was 47-22. The 47 wins were the third most in school history up to that point. The 1975 CWS second place team won 51 and the 1974 team won 48. A modest nine games was the longest win streak in 1985 but the team never lost more than three in a row.

Perhaps the most impressive record was 144 home runs in 69 games. That surpassed by 61 the 83 homers in 1981.

The old mark for home runs in a game was six. The 1985 Gamecocks hit nine in a 29-3 win over Cincinnati that was called after six innings due to the lopsided score.

First baseman Joe Datin hit 23 home runs, four more than the previous individual record for a season set by Hank Small in 1975. Nineteen different players homered and seven of them hit 10 or more.

Outfielder Keith Killian, who came back from serious injuries in an automobile accident shortly after graduating from high school, started as a senior and homered 15 times. Outfielder Rob Rinehart and designated hitter/outfielder Charlie Aldrich had 14 each, third baseman Lewis Jenkins 12, shortstop Jeff Barns and outfielder Jeff Morris 10 each.

Two players tied a record with three home runs in a game. Dave Hollins against Cincinnati and Rinehart against Clemson. Only one player, Chris Boyle, in 1983, had homered three times before. There have been a number of three-homer games since.

South Carolina players hit six grand slam home runs in 1985. Datin homered with the bases loaded twice. Aldrich, Hollins, Morris and Killian once each. Datin set a school record by driving in 88 runs. Rinehart drove in 60 and Killian 53. Three others logged 40 or more RBI.

Rinehart's 21 doubles bested the previous record by one. Rinehart would have had 22 two baggers but was called out once for not touching second base. The 149 doubles established a team record.

The defense for the most part was overshadowed by the heavy hitting offense but the Gamecocks turned a school record 68 double plays sparked by the middle infield combo of transfers, Barns at shortstop and Riley Polk at second. Barns transferred from Baptist College (now Charleston Southern University) and Polk spent two years at Clemson.

Barns became the first Gamecock to have 100 hits in a season and batted .351 in 285 at-bats.

Mike Cook was the only pitcher with double digit wins but his 16-2 record represented the second most victories in a season behind Earl Bass' 17-1 record in 1975. Cook also tied the mark with 19 starts and the strikeout record with 168 in 141 innings. Glenn Jenkins had an 8-2 record and left-hander Brian Currie was 6-2. His only loss after April was to Oklahoma State at the College World Series.

Altogether the 1985 Gamecocks established 34 team records and 19 individual marks.

Catcher Jeff Churchich experienced the thrill of playing in the College World Series in his hometown of Omaha. He shared time behind the plate with Scott Lambert, who threw out 14 base runners attempting to steal, three of them in World Series games. Both also saw time as the designated hitter. Lambert batted .292 with seven homers. Churchich hit .294 and also had seven home runs.

Eddie Lendenski, a pinch hitting specialist, had five homers and a .274 average. Lendenski's most dramatic hit was a two-out ninth inning two-run homer that defeated Virginia Tech.

While the 1985 Gamecock lost both of their World Series decisions, the 1-0 loss to Arkansas was one of the greatest games in Rosenblatt Stadium history. The Razorbacks pushed across a run with two outs in the bottom of the 14th inning to end the second longest CWS game ever.

Cook started against Arkansas and pitched seven scoreless innings. Senior right-hander Bo Taylor, the sixth Carolina pitcher, worked the 14th inning, and was charged with the loss.

To earn the bid to the NCAA Tournament, South Carolina swept a six-game series with in-state rival Clemson, beat Metro Conference rival Virginia Tech five out of seven meetings and took two of three from Big Ten member Ohio State and frequent College World Series qualifier Maine.

Cook was a first team selection on the All-America teams selected by the coaches and by Baseball America. He was the first round draft selection by the California Angels and appeared in 41 major league games, 1986-93. Hollins, a freshman in 1985, was the other player from the '85 team to make it to the majors. In 12 years, 1990-2002, he played in 983 games and reached the MLB World Series in 1993 with the Philadelphia Phillies.

1985 Roster

1	Mark Taylor	INF/RHP
2	Eddie Lendenski	1B/3B
4	Keith Killian	OF/DH
5	Mark Nelson	C
6	Clint Sawyer	LHP
7	Bobby Miller	2B
8	Wade Hatcher	OF/2B
9	Rob Rinehart	OF
10	Derek White	C
11	Larry Price	RHP/DH
12	Jeff Barns	SS
13	Garrett Carter	OF
14	Dave Hollins	3B
15	Mike Cook	RHP/1B
17	Scott Mackie	OF
18	Lewis Jenkins	SS
19	Glenn Jenkins	RHP
20	Casey Reed	RHP
21	Scott Lambert	C
22	Jeff Churchich	C/1B
23	Brian Currie	LHP
24	Rex Perozo	LHP
25	Joe Datin	1B
26	Bo Taylor	RHP
27	Steve Boley	RHp
29	Scott Bailey	LHP
31	Jeff Morris	OF
32	Charlie Aldrich	OF

Head Coach: June Raines
Asst. Coach: Johnny Hunton

Team Leaders

Batting Average	Rob Rinehart (.390)
Home Runs	Joe Datin (23)
Wins	Mike Cook (16)
Earned Run Average	Mike Cook (1.91)



2002 (57-18) - 2nd at College World Series

South Carolina head coach Ray Tanner vowed he would never attend the College World Series until he took a team there. He and the Gamecocks made it to Omaha in 2002 for his first trip and the sixth Carolina trip to the CWS.

It began in February with a nine-game win streak and ended in late June before 24,089 fans on college baseball's biggest stage, the national championship game in Johnny Rosenblatt Stadium.

It had been 17 years since South Carolina had made it to the World Series and success came after two disappointments. South Carolina won regional tournaments in 2000 and 2001 but 3-2 one-run deciding game super regional losses to Louisiana-Lafayette and Stanford denied a trip to Nebraska.

Just a few of the highlights of 2002 included a school record 75 games, a record 57 victories, a Southeastern Conference championship, a third consecutive regional title, a super regional championship and a battle through the loser's bracket to the national championship game.

It might be said the Gamecocks did it the hard way. They trailed defending national champion Miami in the deciding super regional game before rallying for five ninth inning runs to win 6-4.

After being shut out 11-0 by Georgia Tech in the opening game of the World Series, the Gamecocks defeated home state favorite Nebraska, Georgia Tech in a rematch and Palmetto State rival Clemson twice to advance to center stage against Texas.

Along the way the Gamecocks broke or tied more than 50 team and individual records.

The Southeastern Conference championship was the second in three years for Carolina, which won nine of 10 conference series in compiling a 21-8 SEC record. The only series loss was to Arkansas and Carolina avenged that by defeating the Razorbacks twice in the Southeastern Conference tournament.

The season produced three All-America players, the

SEC Player of the Year, four all-conference selections, three SEC all-tournament choices, five members of the all-regional team and the Scholar Athlete of the Year in the Southeastern Conference.

Senior Blake Taylor, who led the nation with 21 saves, first baseman Yaron Peters, who hit 29 home runs and drove in 95, were first team All-America and shortstop Drew Meyer made second team.

Peters batted .377 and was SEC Player of the Year. Peters, Taylor, Meyer and designated hitter Trey Dyson were named to the All-SEC team. Dyson won the H. Boyd McWhorter Award as the top male student-athlete in the SEC with a 3.74 grade point average in Business Administration.

The only pitcher with double digit wins was left-hander Gary Bell (10-3). Left-hander David Marchbanks was 9-4 and three others won seven games. Five regulars batted better than .300 and the team hit 122 home runs and 178 doubles.

In the regional, Carolina defeated Virginia Commonwealth and North Carolina twice with one loss to the Tar Heels, to advance to the super regional against defending champion Miami. Carolina won the first game 10-7, led by third baseman Brian Buscher's four hits that included his 14th home run. The Gamecocks lost the second game 5-2 to set up the dramatic ninth inning rally in the showdown game.

Miami was the home team and led 4-1 after eight innings but Peters doubled and Buscher singled to open the ninth. Pinch hitter Dyson doubled to score Peters with Buscher also scoring on the play off a Miami error and beating out a throw at home plate. Pinch hitter Garris Gonce doubled to tie the score with a bunt, wild pitch and passed ball scoring the final two runs. Carolina held off a Miami threat in the bottom of the ninth for a 6-4 victory.

A media poll nominated Carolina as most likely to be the first team eliminated in Omaha and it looked that way when sophomore Kyle Bakker shut the Gamecocks out 11-0 on six hits while Georgia Tech pounded five Gamecock pitchers for 19 hits.

Carolina had to face home state favorite Nebraska in the first elimination game. The Gamecocks trailed 4-0 after three innings but scored five runs in the fourth. The game went into the ninth inning tied 8-8. Meyer walked and Peters hit his 29th home run. Carolina prevailed 10-8 but faced a rematch with Georgia Tech. Freshman Aaron Rawl gave up 14 hits but

pitched a complete game in a 9-5 win. Justin Harris and Steve Thomas homered for the Gamecocks.

Clemson won three of four regular season games with Carolina and the Tigers were 2-0 in the World Series when the Palmetto State entries squared off. Carolina ripped four Clemson pitchers for 15 hits including two home runs by Dyson and one each by Thomas and Landon Powell. Carolina won 12-4. Freshman left-hander Matt Campbell was the winner with 5.1 innings of two-hit shutout relief.

The Gamecocks faced Clemson again and Steven Bondurant pitched a complete game to eliminate the Tigers 10-2. Carolina had 13 hits, three by Kevin Melillo and Powell drove in three runs.

Texas advanced undefeated through three games with Carolina playing five to reach the finals. Carolina managed 10 hits but the pitching staff couldn't contain the Longhorn bats in a 12-6 loss for the title.

2002 Roster

3	Matt Campbell	LHP
4	Jon Coutlangus	OF
5	Justin Harris	INF/OF
7	Drew Meyer	SS
8	Tim Seaton	RHP/OF
10	Landon Powell	C
11	Matt Riddle	OF
12	Cliff Donald	RHP
13	Steven Bondurant	LHP
14	Aaron Rawl	RHP
15	Steve Thomas	OF
16	Gary Bell	LHP
17	Trey Dyson	1B
18	Brian Buscher	INF
20	John Wesley	RHP
22	Garris Gonce	OF
25	Chris Spigner	RHP
26	Jared Greenwood	C
27	Kevin Melillo	INF
28	Chris Hernandez	RHP
30	Rico Bravo	RHP
32	Yaron Peters	1B
33	Rocky Evans	RHP
34	Steven Whetstone	RHP
36	David Marchbanks	LHP
39	Jason Ross	OF
42	Blake Taylor	RHP
44	Adam Tolman	3B
45	Demetric Smith	1B
46	Matt Wilson	RHP
47	Kyle Pope	OF
50	Tony Adler	RHP

Head Coach: Ray Tanner
 Asst. Coach: Jim Toman
 Asst. Coach: Jerry Meyers
 Asst. Coach: Stuart Lake
 Student Asst. Coach: Fox Beyer

Team Leaders

Batting Average	Yaron Peters (.377)
Home Runs	Yaron Peters (29)
Wins	Gary Bell (10)
Earned Run Average	Matt Campbell (2.43)



Carolina Gamecocks

2003 (45-22) - 5th at College World Series

The 2003 Gamecocks got off to a slow start in the South-eastern Conference race but swept their final nine conference games to win the Eastern Division for the fourth time in five years. Carolina advanced to the College World Series with five straight NCAA regional and super regional victories.

South Carolina advanced to the World Series for the second consecutive year and seventh time dating back to 1975. Prospects appeared dim after a 1-5 start in conference play but Carolina rallied to a 7-8 mark halfway through the conference season and went 12-3 the second half for a final SEC record of 19-11.

Carolina received its 19th bid to the NCAA Tournament but the Gamecocks didn't land a regional host site. Instead, the Gamecocks were shipped to Atlanta as the second seed to host Georgia Tech. Others in the four-team regional field were East Carolina and Stetson. Carolina had won eight of nine region-als played at Sarge Frye Field but in nine tries had never won a

regional played away from home.

Atlanta in 2003 was destined to be a first. It began with a 4-0 shutout of East Carolina behind a five-hit complete game by right-hander Chris Hernandez. Stetson upset tournament favorite Georgia Tech.

A second consecutive complete game, this one by All-America left-hander David Marchbanks, produced a 7-2 win over Stetson. With one win left to clinch, left-hander Steven Bondurant pitched seven strong innings and Aaron Rawl contributed two hitless innings in a 9-3 win that sent Carolina to the super regional. Since number one seed Georgia Tech was eliminated in two games, South Carolina was awarded the host site for the super regional.

The North Carolina Tar Heels were the opponent in a rematch from 2002 when South Carolina went to Omaha by winning two of three over North Carolina. This time it was a Gamecock sweep, dispatching the Tar Heels 5-4 and 14-4.

The road to Omaha was paved by a host of heroes. Catcher Landon Powell homered four times in the regional and super regional with 10 runs batted in. He had 11 hits in 20 at bats. Third baseman Brian Buscher homered twice and drove in seven runs. Shortstop Justin Harris had 11 hits. Freshman right fielder Steven Tolleson batted .400, first baseman Bryan Triplett .391, second baseman Kevin Melillo .368, freshman left fielder Michael Campbell .333 and designated hitter Nick Gardiner .308 during the surge.

The Gamecocks managed one win in Omaha. After only two hits and being shut out by Stanford 8-0, Carolina remained alive by outscoring fellow Southeastern Conference member LSU 11-10 in an elimination game. The dream of a national championship ended with a second loss to Stanford, 13-6, who advanced to the finals but lost the title to Rice.

In the win over LSU, Carolina stormed ahead 6-0 before falling behind to the Tigers in the middle innings by scoring three times in the bottom of the eighth inning to eliminate the Bayou Bengals. LSU bunched all of its runs in the second, third, fourth and fifth innings before sophomore left-hander Matt Campbell silenced the Tiger bats. He allowed two hits in 5.1 innings. It was Campbell's second College World Series win. He had defeated Clemson in Omaha as a freshman.

A single by Buscher and an error scored two runs to tie the score in the eighth inning before Powell drove in the go

ahead run with a double. Harris and Melillo had solo home runs.

Stanford's 17-hit attack in the second meeting sent the Gamecocks home. Buscher, Triplett and Tolleson homered in a losing cause.

Buscher won the Southeastern Conference batting title with a .393 average and was third team All-America. Marchbanks, with a 15-3 record and a 2.73 earned run average in 135.1 innings, was Southeastern Conference Pitcher of the Year and a first team All-America.

Marchbanks became the first South Carolina pitcher in 29 years to win two games in the same day when he defeated Mississippi State with three relief innings of a rain suspended game from the previous day and then worked 7.2 innings to down the Bulldogs 2-1. Matt Campbell was named SEC Pitcher of the Week three times and was selected to the USA Baseball National team coached by Ray Tanner.

Harris had a 17-game hitting streak. Buscher began the season with a 14-game streak and had another streak of 13 games. The team batting average was .306 and the .973 fielding average was just two percentage points below the school record of .975.

Melillo set a second base record when he had nine assists in an 8-5 win over LSU at Baton Rouge.

2003 also marked the year of the "Dirty Dozen," as first coined by local Columbia writer Ron Morris. With the season in the balance, 12 returning players from the previous season brought the entire team together for a team "bonfire". Surrounding a metal barrel at Sarge Frye Field, the Gamecocks started a fire with each player tossing a personal item of theirs, sacrificing for a showing of a team unity. The Dirty Dozen (Steven Bondurant, Rico Bravo, Brian Buscher, Jon Coutlangus, Justin Harris, Chris Hernandez, David Marchbanks, Kevin Melillo, Landon Powell, Matt Riddle, Tim Seaton and Demetric Smith).


2003 Roster

2	Tim Seaton	OF/RHP
3	Matt Campbell	LHP
4	Jon Coutlangus	OF
5	Justin Harris	INF
6	Stephen Broome	RHP
7	Michael Campbell	OF
8	Stephen Tolleson	INF
9	Bryan Triplett	INF
10	Landon Powell	C
11	Matt Riddle	OF
12	Cliff Donald	RHP
13	Steven Bondurant	LHP
14	Aaron Rawl	RHP
15	Forrest Beverly	LHP
16	Sadry Cafe'	OF
18	Brian Buscher	INF
22	Zach Reeves	LHP
23	John Gregory	LHP
24	Trey McDaniel	1B
25	Hank Parks	1B
27	Kevin Melillo	INF
28	Chris Hernandez	RHP
29	Davy Gregg	OF
30	Rico Bravo	RHP
34	Conor Lalor	RHP
36	David Marchbanks	LHP
38	Nick Gardiner	OF
42	Wade Jordan	RHP
45	Demetric Smith	1B
48	Mark Stanley	OF

Head Coach: Ray Tanner
Asst. Coach: Jim Toman
Asst. Coach: Jerry Meyers
Asst. Coach: Monte Lee

Team Leaders

Batting Average	Brian Buscher (.393)
Home Runs	Brian Buscher (15)
Wins	David Marchbanks (15)
Earned Run Average	David Marchbanks (2.73)



CAROLINA GAMECOCKS

STAFF

PLAYER PROFILES

OPONENTS

SEASON IN REVIEW

HISTORY & RECORDS

