

SOUTH CAROLINA

2016-17 Women's Basketball



Assoc. Media Relations Director: Diana Koval | Office: 803.777.7977 | Cell: 314.369.6050 | Email: dkoval@mailbox.sc.edu | Twitter: @DianaKovalSID
 Website: www.GamecocksOnline.com | Twitter: @GamecockWBB | Instagram: @GamecockWBB | Facebook: @GamecockWBB | Snapchat: @GamecockWBB



NCAA National Championship Game

Sun., April 2 • Dallas • American Airlines Center



Schedule/Results

Nov. 14	at #7/6 Ohio St. (BTN+)	W, 92-80
<i>Basketball Hall of Fame Women's Challenge</i>		
Nov. 20	Hampton (SECN+)	W, 92-38
Nov. 21	Maine (SECN+)	W, 79-42
Nov. 22	Saint Peter's (SECN+)	W, 93-38
Nov. 27	vs. #4/4 Louisville (ESPN2)	W, 83-59
<i>SEC/Big 12 Challenge</i>		
Dec. 1	at #14/15 Texas (ESPN2)	W, 76-67
Dec. 4	at Duke	L, 63-74
Dec. 11	Minnesota (SECN)	W, 98-58
Dec. 15	Clemson (SECN)	W, 83-61
Dec. 18	#9/9 UCLA (ESPN2)	W, 66-57
Dec. 21	at Savannah State	W, 70-30
Jan. 1	Alabama* (ESPN2)	W, 93-45
Jan. 5	at Auburn* (SECN+)	W, 73-47
Jan. 8	at Florida* (ESPNU)	W, 81-62
Jan. 12	Georgia* (SECN)	W, 66-63
Jan. 15	at LSU* (SECN+)	W, 84-61
Jan. 19	Ole Miss* (SECN)	W, 65-46
Jan. 23	#4/4 Mississippi St.* (ESPN2)	W, 64-61
Jan. 26	at Georgia* (SECN)	W, 62-44
Jan. 30	Tennessee* (ESPN2)	L, 74-76
Feb. 2	at #25/-Kentucky* (SECN)	W, 75-63
Feb. 5	at Arkansas* (ESPN2)	W, 79-49
Feb. 9	Auburn* (SECN+)	W, 60-41
Feb. 13	at #1/1 UConn (ESPN2)	L, 55-66
Feb. 16	Vanderbilt* (SECN)	W, 82-51
Feb. 19	at Missouri* (ESPN2)	L, 60-62
Feb. 23	at Texas A&M* (SECN)	W, 80-64
Feb. 26	#22/-Kentucky* (ESPNU)	W, 95-87

SEC Tournament (Greenville, S.C.)

Mar. 3	Georgia (SECN)	W, 72-48
Mar. 4	#20/24 Kentucky (ESPNU)	W, 89-77
Mar. 5	#6/7 Mississippi State (ESPN2)	W, 59-49

NCAA Tournament (Columbia, S.C./Stockton/Dallas)

Mar. 17	UNC Asheville (ESPN2)	W, 90-40
Mar. 19	Arizona State (ESPN)	W, 71-68
Mar. 25	Quinnipiac (ESPN)	W, 100-58
Mar. 27	#10/13 Florida State (ESPN)	W, 71-64
Mar. 31	#6/6 Stanford (ESPN2)	W, 62-53
Apr. 2	#7/7 Mississippi State (ESPN)	6 p.m.

All Times Listed as Eastern and are subject to change

* indicates SEC Game

Season Theme - 100

South Carolina head coach Dawn Staley selects a theme for the team and its fans to rally around each season. The "100" this season plays off the meaning of being 100 in terms of commitment to the team and realizing its goals, but each numeral in 100 also represents an evolving principle of the team and season. The "1" reflects one goal, one dream, one team, one family and one focus. The first "0" stands for no boundaries and no complaints. The second "0" represents zero excuses, zero selfishness and zero tolerance.

South Carolina Gamecocks

32-4, 14-2 SEC



Ranking: 3/4 (AP/Coaches)
Head Coach: Dawn Staley
Record at SC: 220-80 (9th)
Career Rec.: 392-160 (17th)
Top Scorer: A'ja Wilson (17.7)
Top Reb.: Alaina Coates (10.7)

VS



Mississippi State Bulldogs

34-4, 13-3 SEC

Ranking: 7/7
Head Coach: Vic Schaefer
Record at MSU: 124-50 (5th)
Career Rec.: 213-160 (12th)
Top Scorer: V. Vivians (16.3)
Top Reb.: T. McCowan (7.0)

Game Information

Tickets: Sold Out
Live Stats: NCAA.com
Radio: 107.5 The Game (Brad Muller)

Watch On: ESPN (Dave O'Brien, play-by-play; Doris Burke, analyst; Kara Lawson, analyst; Holly Rowe, sideline)

Series History

South Carolina Record	19-16
At Neutral Site	2-2
In Columbia	11-5
In Starkville	6-9
Staley Era	10-3
First Meeting	SC, 84-60, 12/29/84
Current Streak	Won 10

Last Five Meetings:

Date	Result	Location
3/5/17	W, 59-49	Greenville, S.C.
1/23/17	W, 64-61	Columbia
3/6/16	W, 66-52	Jacksonville
1/24/16	W, 57-51	Starkville
2/26/15	W, 69-50	Columbia












South Carolina Notables

- The Gamecocks are making their NCAA championship game debut in their 14th season in the NCAA Tournament.
- South Carolina and Mississippi State are squaring off for the third time this season with the Gamecocks claiming the first two meetings by 6.5 points per game. The Bulldogs are the second three-time opponent for South Carolina this season as the Gamecocks completed a three-game sweep of Kentucky in the SEC Tournament semifinals.
- The Gamecocks lead the SEC in eight stats with Mississippi State coming in second in six of those – scoring offense, scoring defense, scoring margin, field goal percentage, field goal percentage defense and 3-point field goal percentage defense.
- South Carolina has proven it can win games using many different playing styles. The Gamecocks are 18-0 when holding opponents under 60 points and 15-0 when scoring 80 or more points.
- Junior Allisha Gray continues to step into whatever gap her team is having in any game, thriving in the second half of tight contests. The 6-foot guard who has been battling in the post since the injury to Alaina Coates contributes beyond her 13.0 points per game, reeling in 4.8 rebounds per context, including 8.0 per game over her last five outings. She leads the team with 10.0 points per fourth quarter in the 12 games within 10 points at half, shooting 62.7 percent.
- Junior forward A'ja Wilson has taken on all defenses since Alaina Coates' injury and refused to back down. In those seven games, Wilson averages 18.3 points and 9.6 rebounds to go with her 2.4 blocks shots average.

Stat Comparison

SC	MSU
32-4	Overall Record
14-2	Conference Record
15-1	Home Record
10-3	Away Record
7-0	Neutral Record
76.6	Points Per Game
56.9	Opp. Points Per Game
.476	Field Goal %age
.357	Opp. Field Goal %age
.335	3-Pt. Field Goal %age
.270	Opp. 3-Pt. Field Goal %age
.716	Free Throw %age
16.0	FTs Made Per Game
15.0	Assists Per Game
+2.5	Turnover Margin
39.0	Rebounds Per Game
+6.1	Rebounding Margin
8.5	Steals Per Game
5.6	Blocked Shots Per Game

2016-17 South Carolina Media Roster

0		Victoria Patrick 5-8 • Fr. • Guard • Orlando, Fla.	PPG 1.4 RPG 0.5 APG 0.2 FG% .278 FT% .333	LAST GAME: 3 pts, 7 mins vs. Quinnipiac NOTABLE: Solid shooting guard ... averages 6.4 minutes in 23 games played ... No. 25 guard in Class of 2016 ... helped Edgewater HS to state championship in 2014 ... led team with 15.4 ppg as a senior.	Career Highs Pts: 4, 2x, at Sav. St., 12/21/16 Reb: 2, 4x, vs. Vandy, 2/16/17 Ast: 2 at Savannah St., 12/21/16 Stl: 2 vs. Saint Peter's, 11/22/16
	1		Bianca Cuevas-Moore 5-6 • Jr. • Guard • Bronx, N.Y. <i>kwub-VAHS</i>	PPG 8.4 RPG 1.9 APG 1.9 FG% .390 FT% .788	LAST GM: 7 pts, 3 rebs, 2 stls vs. Stanford NOTABLE: Speedy, crafty guard ... 4 games of ≥4 assists, 11 games of ≥10 points ... in SEC play, 9.5 ppg, .415 FG%, .413 3FG% ... in NCAA – 8.0 ppg, 1.4 apg, 2.4 spg, 40.6% FG
3			Kaela Davis 6-2 • Jr. • Guard • Suwanee, Ga. <i>KAY-luh</i>	PPG 12.8 RPG 3.9 APG 2.3 FG% .376 FT% .808	LAST GM: 6 pts, 3 rebs, 2 assts vs. Stanford NOTABLE: Tall, athletic, versatile ... NCAA Regional MVP ... 20+ pts 4 of last 6 gms ... 21st SEC in ppg ... 21 gms ≥10 pts, 15 gms ≥3 assts, 10 gms ≥5 rebs ... in NCAA – 16.6 ppg, 43.9% FG ... CoSIDA Academic All-District.
	4		Doniyah Cliney 6-0 • So. • Guard • Newark, N.J. <i>dawn-YAY CLY-nee</i>	PPG 2.9 RPG 3.0 APG 1.2 FG% .417 FT% .563	LAST GM: 4 pts, 4 rebs vs. Stanford NOTABLE: Athletic guard with good size ... great development throughout season, especially on defense ... ≥5 rebs 8 times, ≥20 minutes played in 16 games ... in postseason – 4.8 ppg, 51.9% FG, 1.8 apg, 23.4 mpg.
10			Alisha Gray 6-0 • Jr. • Guard • Sandersville, Ga. <i>uh-LEE-shub</i>	PPG 13.0 RPG 4.8 APG 2.5 FG% .512 FT% .732	LAST GM: 18 pts, 8 rebs, 2 assts vs. Stanford NOTABLE: Steady contributor in every area ... scored ≥10 pts 28 times, ≥4 assists 9 times, ≥5 rebs 16 times ... 24th in SEC in scoring ... in NCAA, 16.2 ppg, 8.0 rpg, 59.3% FG.
	12		Araion Bradshaw 5-6 • Fr. • Guard • Boston, Mass. <i>R-ee-on</i>	PPG 0.9 RPG 0.8 APG 0.8 FG% .250 FT% .700	LAST GAME: 3 rebs, 5 assts vs. Quinnipiac NOTABLE: Scrappy guard ... has played in 23 games, including ≥10 mins 7 times ... rated No. 10 guard in 2016 class ... helped HS to back-to-back appearances in state finals.
15			Tiffany Davis 5-7 • Sr. • Guard • Houston, Texas	PPG 1.2 RPG 0.9 APG 0.3 FG% .250 FT% .750	LAST GAME: 6 pts, 1 reb vs. Quinnipiac NOTABLE: Team captain ... has played just two full seasons due to injuries ... this season, played in 18 of 22 games she was available ... averaging 6.9 minutes ... 6 pts vs. Quinnipiac, most in career NCAA Tourn.
	21		Mikiah Herbert Harrigan 6-2 • Fr. • For. • Pembroke Pines, Fla. <i>muh-KEE-uh</i>	PPG 5.0 RPG 3.3 BPG 1.1 FG% .470 FT% .706	LAST GM: 4 pts, 1 reb vs. Stanford NOTABLE: Versatile forward with skill on both ends of court ... 11th in SEC in blocks per game ... ≥10 pts 6 times, ≥5 rebs 10 times, ≥3 blks 3 times ... in postseason – 6.9 ppg, 3.4 rpg, 61.8% FG, 20.5 mpg
22			A'ja Wilson 6-5 • Jr. • Forward • Hopkins, S.C. <i>A-zhub</i>	PPG 17.7 RPG 7.8 BPG 2.5 FG% .588 FT% .735	LAST GM: 13 pts, 19 rebs, 4 assts, 3 blks v. SU NOTABLE: Team captain ... 2nd in SEC in ppg, 2nd in blks/gm, 3rd in FG%, 9th in rpg ... career-high 13 20-point games, 10 double-doubles ... 2x SEC Player of the Year ... finalist for all national POY awards.
	41		Alaina Coates 6-4 • Sr. • Center • Irmo, S.C. <i>uh-LAY-nub COATS</i>	PPG 12.9 RPG 10.7 BPG 1.4 FG% .670 FT% .651	LAST GM: 1 pt, 1 reb, 4 mins vs. Kentucky NOTABLE: Dominant inside ... good passer ... team captain ... nationally, 4th in FG %age, 13th in rpg, 22nd in dbl-dbls (15) ... led SEC in rpg in league play (11.1), 2nd overall ... 1st-team All-SEC ... rated #9 in nation by espnW.
52			Tyasha Harris 5-10 • Fr. • Guard • Noblesville, Ind. <i>ty-A-shub</i>	PPG 5.6 RPG 1.9 APG 3.2 FG% .427 FT% .674	LAST GM: 10 pts, 3 rebs vs. Stanford NOTABLE: Poised, quick, decisive PG, good defender ... ≥10 pts 6 times, ≥5 assts 11 times ... 14th in SEC with 3.2 assists per game, 5th in A:TO (2.1) – 6th among freshmen nationally ... SEC All-Freshman Team.

Starter **Reserve**

Based on most recent game

Five Second Count

Making its second NCAA Final Four appearance in the last three seasons, South Carolina is one of three programs in the nation to appear in every AP top 10 since the start of the 2014-15 season. This is the Gamecocks' third-straight 30-win season and, they have played in five of the last six NCAA Sweet 16s. In the SEC, South Carolina is just the second program in league history to win four straight, regular-season titles and has claimed the last three SEC Tournaments, also just the second program to achieve that mark. In the last four seasons, the Gamecocks are 127-14 (.901) overall and 60-5 (.923) in the SEC.

Quick Facts

The University

Location: Columbia, S.C.

Founded: 1801

Enrollment: 33,724

Colors: Garnet (PMS 202C) and Black

Nickname: Gamecocks

Conference: Southeastern

President: Dr. Harris Pastides

Athletics Director: Ray Tanner

Facility: Colonial Life Arena (18,000)

Coaching Staff

Head Coach: Dawn Staley

Alma Mater: Virginia, 1992

Overall Record: 392-160 (17th season)

School Record: 220-80 (9th season)

Assoc. Head Coach (Alma Mater):

Lisa Boyer (Ithaca, 1979)

Assistant Coaches (Alma Mater):

Nikki McCray-Penson (Tennessee, 1995)

Fred Chmiel (Excelsior, 2001)

Team Information

2015-16 Record: 33-2

Home: 16-1 Away: 11-0 Neutral: 6-1

SEC Record (Finish): 16-0 (1st)

Home: 8-0 Away: 8-0

Letterwinners Returning/Lost: 5/7

Starters Returning/Lost: 2/3

Program History

First Year of Women's Basketball: 1974-75

All-Time Record: 800-509 (43rd season)

All-Time SEC Record: 161-202 (26th season)

NCAA Appearances (Last): 14 (2017)

NCAA Tournament Record: 21-13

2016 NCAA Result: Sweet 16, L 72-80, Syracuse,

Sioux Falls, S.C.

WNIT Appearances (Last): 4 (2011)

WNIT Record: 3-4

Media Relations

Women's Basketball Contact: Diana Koval

Office: 803.777.7977

Cell: 314.369.6050

Email: dkoval@mailbox.sc.edu

Press Row Phone: 803.777.6182

Athletics Department on the Web

Website: GamecocksOnline.com

Twitter: @GamecocksOnline

Instagram: @GamecocksOnline

Facebook: Facebook.com/GamecocksOnline

YouTube: YouTube.com/GamecocksOnline

Women's Basketball on Twitter

Team: @GamecockWBB

Head Coach: @DawnStaley

Women's Basketball on Instagram and Snapchat

Team: GamecockWBB

By the Numbers

- 2 Games this season the Gamecocks have come back from double-digit deficits
- 3 Active Gamecocks averaging double-digit points against ranked opponents this season – Wilson (18.7), Davis (13.9) and Gray (12.4)
- 5.7 More points in the paint per game the Gamecocks have scored since Alaina Coates' injury
- 7 Wins against top-10 opponents for the Gamecocks this season, including two without Alaina Coates
- 27 Quarters this season the Gamecocks have held an opponent to 20.0 percent or worse shooting

Mississippi State Series Notes

After winning the last 10 meetings, South Carolina leads the series 19-16. The current win streak snapped a four-game skid and includes a pair of wins earlier this season.

In the Dawn Staley, defense has dominated the series with the Gamecocks yielding 60 or more points just twice in the 13 games. In the all-time series (35 games), both teams have been nationally ranked seven times, including three other top-10 matchups. The higher-ranked team won six of those eight meetings with the Gamecocks breaking the trend with their 64-40 win over then-No. 4/4 Mississippi State earlier this season.

Gamecock junior A'ja Wilson has played five career games against the Bulldogs, averaging 15.8 points and 9.8 rebounds, including 20.5 points and 9.0 rebounds per game in two outings this season.

Both of this season's battles were decided deep into the second half, and the team's played to a tie in the paint in both outings. In the SEC Tournament contest, the Gamecock defense yielded just four fourth-quarter points to come back from a five-point deficit entering the period to score a 59-49 victory in Greenville. Wilson posted seven points and eight boards in the decisive quarter, adding two blocked shots.

Current Streaks

	Total	Home	Road	Neut.
Overall	W10	W5	W1	W7
SEC	W2	W3	W1	—
Non-Conference	W7	W10	L1	W6
Ranked Teams	W5	W4	L1	W5

In the season's first meeting (Jan. 23), South Carolina rallied from a seven-point halftime lead as Kaela Davis locked down Victoria Vivians in the final 20 minutes and Allisha Gray poured in 16 points and made a key defensive play during the stretch to deliver a 64-61 victory in Columbia.

South Carolina's results vs. Mississippi State since the arrival of head coach Dawn Staley:

Date	W/L	Score	Site	Rank (SC/MS)
3/5/17	W	59-49	N	5/6
1/23/17	W	64-60	H	5/4
3/6/16	W	66-52	N	3/16
1/24/16	W	57-51	A	2/10
2/26/15	W	69-50	H	2/11
2/6/14	W	71-64	A	6/-
2/24/13	W	58-43	H	15/-
1/6/13	W	60-46	A	18/-
1/29/12	W	69-43	H	-/-
2/13/11	W	60-53	A	-/-
2/11/10	L	53-55	H	-/-
3/5/09	L	53-55	N	-/-
2/26/09	L	41-58	A	-/-

This is South Carolina Athletics

While Columbia, S.C., is this season's center of college basketball with both teams in the NCAA Final Four, South Carolina Athletics thrives across its 21 sports.

In the last 12 months, five Gamecock teams have

Gamecocks in the National Rankings

(SEC as of 3/31; NCAA as of 3/29)

Team	SEC	NCAA	Actual	Alaina Coates	SEC	NCAA	Actual
Scoring Offense	1	18	76.6	Scoring	23	—	12.9
Scoring Defense	1	25	56.9	Rebounding	2	13	10.7
Scoring Margin	1	6	+19.7	FG Percentage	1	4	.670
Field Goal Percentage	1	6	.476	Blocked Shots	6	132	1.4
Field Goal %age Def.	1	17	.357	Offensive Rebs.	4	—	3.3
3-Point FG %age	6	84	.335	Defensive Rebs.	1	9	7.4
3-Point FG %age Def.	1	5	.270	Double-Doubles	3	23	15.0
3-Point FG Made/Gm.	9	213	5.1	Bianca Cuevas-Moore	SEC	NCAA	Actual
Free Throw Percentage	7	106	.716	Steals	11	—	1.6
Rebounding Offense	5	—	39.0	Kaela Davis	SEC	NCAA	Actual
Rebounding Defense	4	—	32.9	Scoring	24	—	12.8
Rebounding Margin	3	34	+6.1	3-Pt FGM Per Game	8	—	1.6
Assists	2	64	15.0	Allisha Gray	SEC	NCAA	Actual
Steals	5	100	8.5	Scoring	21	—	13.0
Turnover Margin	6	63	+2.5	Tyasha Harris	SEC	NCAA	Actual
Turnovers	—	21	12.8	Assists	14	—	3.2
Assist-to-Turnover Ratio	1	25	1.2	Assist-to-Turnover Ratio	5	55	2.1
Blocked Shots	1	18	5.6	M. Herbert Harrigan	SEC	NCAA	Actual
Home Attendance Avg.	1	1	12,277	Blocks	11	207	1.1
				A'ja Wilson	SEC	NCAA	Actual
				Scoring	2	62	17.7
				Rebounding	9	192	7.8
				FG Percentage	3	14	.588
				Blocked Shots	2	22	2.5
				Double-Doubles	7	—	10.0

made the Elite 8 in NCAA Championships – men's and women's basketball, men's and women's golf and women's soccer.

Currently, nine Gamecock teams are ranked in the Top 25 of their respective sports – women's basketball, women's soccer, baseball, equestrian, women's golf, beach volleyball, men's swimming and diving, men's tennis and women's tennis.

South Carolina is one of five schools nationally, including two in the SEC, to be ranked in the Top 25 in the nation in attendance for men's basketball, women's basketball and football.

Gamecock student-athletes have achieved 20 straight semesters of cumulative 3.0 GPA or higher.

With women's basketball and women's soccer claiming titles this season, South Carolina has won 17 SEC Championships across all sports.

Gray Area

Due to teammate injuries, junior guard Allisha Gray has started eight games this season as essentially the Gamecocks' starting power forward. Undersized only in height, the six-foot guard's heart and competitive fire made those outings – at LSU, at Texas A&M, vs. Mississippi State, UNC Asheville, Arizona State, vs. Quinnipiac, vs. Florida State, vs. Stanford – some of her most productive games of the season. In those eight outings, Gray posted 14.5 points, 7.0 rebounds and 1.0 blocks per game while shooting 60.3 percent from the field.

Heart of a Champion

Tournament time shows just how strong a players' iron has been forged in the heat of the season. In these win-or-go-home games this season, South Carolina's A'ja Wilson has put South Carolina on her back even as

the defensive focus on her doubled in the absence of her long-time frontcourt partner Alaina Coates.

In eight postseason games spanning the SEC and NCAA Tournaments, Wilson averages 18.9 points on 57.8 percent shooting, 8.4 rebounds, 3.5 blocked shots and 1.4 steals.

In the four games within five points at the end of their third quarters, Wilson led the Gamecocks in the fourth quarter with 7.8 points on 50.0 percent shooting (7-of-14) and 81.0 percent free throw accuracy (17-of-21) along with 4.3 rebounds and 1.3 blocked shots.

A closer look at the three tight games:

Opp. (Rd.)	Margin	Pts	Rebs	Blks	Mins
Ky. (SEC SF)	+3	10	2	1	8
Miss. St. (SEC F)	-5	7	8	2	10
Ariz. St. (NCAA 2nd)	-2	7	4	2	8
Stanford (NCAA SF)	+4	7	3	0	10

As Arizona State's Sophie Brunner put it after Wilson's heroics helped the Gamecocks into the Sweet 16, "She's their money player, so we knew they wanted to get it to her. We just couldn't defend her, get the ball out of her hands."

In the Driver's Seat

South Carolina junior guard Kaela Davis exploded into her Gamecock career with a 37-point outing against #7/6 Ohio State and rained in 3-pointers through the first month of the season. Enduring an up-and-down regular season, Davis has thrived in the postseason by relying on the other tools at her disposal – including those outside her renowned scoring abilities.

The 6-foot-2 lithe athlete closed SEC action averaging 11.0 points on 33.9 percent shooting, including 26.8 percent from 3-point range, to go with 3.1 rebounds per game in league play.

With her renewed focus on diversifying her offense, eight postseason victories have come in large part

because of Davis' 16.5 points per game on 46.2 percent shooting, including 46.7 percent from 3-point range, and 4.3 rebounds per game.

To Your Point

Most pundits have opined that South Carolina's postseason fate lies in the hands of its points guards – the young but steady freshman Tyasha Harris and the experienced but occasionally unpredictable Bianca Cuevas-Moore. The nation's most notable point guard of all-time, Dawn Staley enthusiastically agrees with the duo's ability to power the Gamecocks toward their goals.

Moving Harris into the starting role at the start of SEC play, Staley set on optimizing her high-octane starting lineup with an organized, pass-first point guard while letting Cuevas-Moore pounce on opponents off the bench as a fast-paced offensive weapon with quick hands on the defensive end.

While both are in the starting lineup now due to the injury to Alaina Coates, Harris and Cuevas-Moore have

2016-17 Awards

Alaina Coates

- WBCA All-Region
- All-America Honorable Mention (AP)
- All-SEC First Team (Coaches)
- All-SEC Second Team (Media)
- SEC All-Defensive Team
- USBWA National Player of the Week (12/13-19)
- Three-time SEC Player of the Week (11/15-21; 11/22-28; 12/13-19)
- Wooden Award Late Season Top 20
- USBWA Drysdale Award Midesason Watch List
- Naismith Trophy Top 30 Watch List
- Wade Watch List (Preseason)
- Rated No. 9 player in the nation by espnW

Kaela Davis

- NCAA Stockton Regional MVP
- SEC Tournament All-Tournament Team
- CoSIDA Academic All-District 4
- Naismith Trophy Top 50 Preseason Watch List

Allisha Gray

- Dawn Staley Award Midseason Watch List
- Naismith Trophy Top 50 Preseason Watch List
- SEC Player of the Week (1/17-23)

Tyasha Harris

- SEC All-Freshman Team

A'ja Wilson

- Wade Trophy Finalist
- Naismith Trophy Finalist
- Wooden Award Finalist
- All-America First Team (AP, USBWA, espnW, SI)
- NCAA Stockton Region All-Tournament Team
- WBCA All-Region
- SEC Player of the Year (Coaches, Media)
- All-SEC First Team (Coaches, Media)
- SEC All-Defensive Team
- USBWA Drysdale Award Midesason Watch List
- SEC Tournament MVP
- SEC Player of the Week (2/21-26)
- Rated No. 1 player in the nation by espnW

A'JA WILSON

Junior • Forward



» "She's their money player, so we knew they wanted to get it to her. We just couldn't defend her, get the ball out of her hands. She's a great player." – Sophie Brunner, Arizona State

» In three postseason games within five points after three quarters, Wilson willed the Gamecocks to stay alive in their pursuit of a championship. In those four fourth quarters, she averaged a team-high 7.8 points on 50.0 percent shooting (7-of-14) and 81.0 percent free throw accuracy (17-of-21), 4.3 rebounds and 1.3 blocked shots.

» 14th in nation, 3rd in SEC in FG percentage (.588) ... Shot 63.5% in SEC play

» 2nd in SEC, 22nd in nation in blocked shots – 2.5

» Led team in scoring 20 times, rebounding 13 times and assists four times

» First Gamecock to record 200 career blocked shots ... Set program career blocked shots record in 74th career game, fewer than anyone else on top-10 list ... Now has 254 in just 104 games

Gamecocks in 2016-17 National Polls

Poll	Pre	11/14	11/21	11/28	12/5	12/12	12/19	12/26	1/2	1/9	1/16	1/23	1/30	2/6	2/13	2/20	2/27	3/6	3/13	Final
Associated Press	4	4	3	3	6	6	6	6	5	5	5	5	4	6	6	7	5	4	3	
Coaches	3	3	3	3	6	6	6	6	5	5	5	4	6	6	5	7	5	4	4	

mastered and are constantly expanding their roles.

In eight postseason games, Harris averages 6.4 assists per game with a 2.0 assist-to-turnover ratio while shooting 51.4 percent from the field. Cuevas-Moore has balanced her 8.1 points per game on 39.2 percent shooting this postseason with 2.1 assists per game and 2.0 steals per contest.

All-Around Best of the Best

Junior A'ja Wilson has spent the last two seasons among the finalists for the various national player of the

year awards, and she is making her strongest case for the award this season. The two-time SEC Player of the Year can change the complexion of the game on both ends of the floor as a dynamic scorer, rebounder and shot blocker.

Three players appear are among the finalists for the three premier player of the year awards – Wilson, Napheesa Collier (UConn) and Kelsey Plum (Washington). If volume of scoring alone is the test, the contest would appear to be a runaway for Plum, but, presumably, it requires more to be declared the best in the nation.

Some nuanced offensive stats tell a deeper story as well, measuring by games against ranked opponents to

level the playing field as much as possible:

Plyr	FG%	Min/Pt.	Pt/FGA	PPG	Min/Gm
Wilson	.558	1.692	1.52	18.7	31.6
Collier	.643	1.574	1.00	20.6	32.5
Plum	.484	1.199	1.36	32.9	39.4

(Min/Pt.=Point scored for every x minute played)

Beyond scoring, Wilson and Collier led their teams to both their regular-season and tournament championships, and both powered their teams into the NCAA Elite Eight, while Washington reached none of those benchmarks. Wilson and Collier also contribute on the glass, averaging 8.8 and 8.7 rebounds per game against ranked opponents, respectively. In addition to rebounding, Collier and Wilson add another element to

2016-17 Double-Doubles

Alaina Coates (15)

11/14	at Ohio State	10 pts/13 rebs
11/20	Hampton	28 pts/16 rebs
11/21	Maine	12 pts/14 rebs
11/27	vs. Louisville	17 pts/14 rebs
12/11	Minnesota	16 pts/11 rebs
12/15	Clemson	19 pts/10 rebs
12/18	UCLA	20 pts/14 rebs
1/1	Alabama	19 pts/11 rebs
1/8	at Florida	14 pts/13 rebs
1/12	Georgia	12 pts/11 rebs
1/15	at LSU	24 pts/11 rebs
1/19	Ole Miss	15 pts/15 rebs
2/2	at Kentucky	20 pts/18 rebs
2/5	at Arkansas	18 pts/19 rebs
2/13	at UConn	10 pts/15 rebs

Kaela Davis (1)

11/14	at Ohio State	37 pts/10 rebs
-------	---------------	----------------

A'ja Wilson (10)

12/1	at Texas	31 pts/12 rebs
12/15	Clemson	20 pts/10 rebs
12/18	UCLA	13 pts/13 rebs
1/5	at Auburn	10 pts/11 rebs
1/8	at Florida	23 pts/13 rebs
1/26	at Georgia	19 pts/11 rebs
2/23	at Texas A&M	21 pts/15 rebs
2/26	Kentucky	25 pts/10 rebs
3/19	Arizona State	21 pts/11 rebs
3/31	vs. Stanford	13 pts/19 rebs

ALAINA COATES

Senior • Center

» Four-time All-SEC selection (two-time first team) and two-time SEC All-Defensive Team member (2015, 2017)

» Top 15 in the NATION in field goal percentage (4th, .670), rebounding (13th, 10.7) and is 23rd in double-doubles (15)

» Second on the NCAA Div. I active career leaderboard in rebounds (1,230) and double-doubles (57)

» Third Gamecock all-time to reach 1,000-rebound plateau and sits in second in program history in career rebounds (1,230) ... First Gamecock since 1980-81 to amass 50 career double-doubles ... Her 57 are second-most in program history

» "Coates is better than she was a year ago because her face-up game is more powerful. She's not just a back-to-the-basket, offensive put-back kid. She can drive to the basket; she can knock down 12-footers." – Jimmy Dykes, Arkansas Head Coach

» "If I'm a WNBA GM, and I was picking one player in this senior class at the No. 1 pick, I wouldn't think twice – it'd be Alaina Coates. I just think she's that talented." – Matt Insell, Ole Miss Head Coach



The Staley Era

In her ninth season at the South Carolina helm, head coach Dawn Staley has guided the program to unprecedented success not just in the SEC but on the national stage as well. Staley led the program to its first ever No. 1 ranking in both the AP and USA Today/Coaches Poll. She also delivered the first SEC regular-season and tournament championships.

The Staley Era (2008-09 through present)

Wins	
30-Win Seasons (includes 2016-17)	3
25-Win Seasons (includes 2016-17)	6
20-Win Seasons (includes 2016-17)	6
Winning Seasons (includes 2016-17)	8

National Rankings

Weeks in the AP Top 25	97
Weeks in the AP Top 10	70
Weeks in the AP Top 3	42
Weeks at AP No. 1	12

Postseason

NCAA Tournament Appearances (includes 2016-17)	6
NCAA Sweet 16s (includes 2016-17)	5
NCAA Final Fours (includes 2016-17)	2

In the SEC

Regular-Season Championships	4
Regular-Season Top 5 Finishes	7
Tournament Championships	3
Double-Digit Wins	6

Pre-Staley in the SEC (1991-92 through 2007-08)

Wins	
30-Win Seasons	0
25-Win Seasons	1
20-Win Seasons	2
Winning Seasons	7

National Rankings

Weeks in the AP Top 25	32
Weeks in the AP Top 10	6
Weeks in the AP Top 3	0
Weeks at AP No. 1	0

Postseason

NCAA Tournament Appearances	2
NCAA Sweet 16s	1
NCAA Final Fours	0

In the SEC

Regular-Season Championships	0
Regular-Season Top 5 Finishes	2
Tournament Championships	0
Double-Digit Wins	1

Pre-Staley All-Time (1974-75 through 2007-08)

Wins	
30-Win Seasons	1
25-Win Seasons	3
20-Win Seasons	9
Winning Seasons	21

National Rankings

Weeks in the AP Top 25	130
Weeks in the AP Top 10	31
Weeks in the AP Top 3	6
Weeks at AP No. 1	0

Postseason

NCAA Tournament Appearances	8
NCAA Sweet 16s	3
NCAA Final Fours	0

In Conference (SEC and Metro 1983-84 thru 1990-91)

Regular-Season Championships	5
Regular-Season Top 5 Finishes	10
Tournament Championships	3
Double-Digit Wins	5

their teams – defense in the form of blocks and steals. Here, Wilson shines above Collier, averaging 3.3 blocks and 1.2 steals per game against ranked opponents (combined 4.4) while Collier posts 1.7 blocks and 2.0 steals per such outing (combines 3.7).

NCAA Tournament Tally

Making its championship game debut, South Carolina is in its 14th NCAA Tournament and sixth straight under head coach Dawn Staley, making this season's senior class just the fourth in program history to play in the NCAA Tournament every season and the second straight to do so. South Carolina earned its fourth No. 1 seed in as many seasons.

The Gamecocks are 24-13 overall in the NCAA Tournament with eight Sweet 16 appearances, including two Final Four showings.

In her 17th season as a head coach, Staley has taken a team to the NCAA Tournament 12 times. She is 18-11 at the event, including a 16-5 mark at South Carolina.

Gamecocks Against the Field

South Carolina has played three games against two of the four teams that remain in the 2017 NCAA Tournament with a 2-1 record. The Gamecocks picked up two wins over SEC rival Mississippi State but fell to overall No. 1 seed UConn.

Overall, South Carolina faced 14 teams that made this season's NCAA Tournament with a 14-4 regular-season record against those 14 teams. Just six of those 18 games came at home.

In addition to their seven SEC rivals in the original field – Auburn, Kentucky, LSU, Mississippi State, Missouri, Tennessee and Texas A&M – the Gamecocks faced non-conference games against Duke, Hampton, Louisville, Ohio State, Texas, UCLA and UConn.

Fourth Follow-Up

South Carolina delivered on the preseason predictions of SEC coaches and media to win its fourth-straight SEC regular-season championship. The Gamecocks join Tennessee as the only programs to collect the title in four consecutive seasons. The Lady Vols went on to win

a league-record seven consecutive titles (1998-2004).

SEC Tournament Rewind

South Carolina won its third-straight conference tournament for the first time in program history and joined Tennessee as the only programs to win three straight SEC Tournament championships, capturing the 2017 title in front of a largely home crowd at Bon Secours Wellness Arena in Greenville, S.C. The Gamecocks' three-year sweep of regular-season and tournament titles from 2015 through 2017 matches the Lady Vols' stretch from 1993 to 2000 as well.

In the 2017 tournament, junior forward A'ja Wilson drew Tournament MVP honors behind her 19.7 points and 8.0 rebounds per game. In the title game, she posted seven points and eight rebounds in the fourth quarter to power the Gamecocks to the win. Junior guard Kaela Davis also earned All-Tournament honors, putting together her most efficient offensive games of the season with 16.3 points per game on 50.0 percent field goal shooting, including 5-of-7 from 3-point range. As a team, the Gamecocks brought home the trophy behind a pair of wins over ranked opponents and topped their three opponents by an average of 15.3 points. Defensively, they held their quarterfinal and championship game opponents – Georgia and Mississippi State, respectively – to under 50 points.

Senior Moments

The Gamecocks' 2017 Senior Class is now the most victorious four-year class in program history both overall with 128 wins and in SEC regular-season action at 59 victories en route to four straight conference titles. The class of Alaina Coates and Tiffany Davis took the lead from the 2016 class' 121 wins with its SEC Tournament semifinal victory over Kentucky (Mar. 4).

Neutral Stance

The Gamecocks are 117-83 all-time on a neutral court, including a 53-43 mark in postseason contests. South Carolina head coach Dawn Staley is 39-17 in games played at neutral sites, including a 23-12 slate in the postseason.

Ranked Readings

Under head coach Dawn Staley, South Carolina is 49-45 against nationally ranked opponents, including an 18-17 mark at Colonial Life Arena. That overall record is skewed by the early seasons of her tenure as the Gamecocks are 33-6 versus ranked foes since the start of the 2014-15 campaign. South Carolina is 16-4 against top-10 opponents during that time.

Staley's Gamecocks are 16-14 against ranked opponents on their home courts after winning seven the last eight road games against ranked foes and 12 of the last 17 such contests dating back to the start of 2013-14.

This season, the Gamecocks' 11-1 record against ranked foes includes just three home games and five neutral-site contests. South Carolina is 7-1 against top-10 opponents this season with two of those games played at Colonial Life Arena. The most ranked wins in a season in program history is 13, claimed by the 2015-16 squad and included five over top-10 teams.

SEC Stories

Head coach Dawn Staley has steadily lifted the Gamecocks' national profile by building the Gamecocks into a consistent SEC contender with four straight regular-season titles, shirking decades of difficulty in the nation's best women's basketball conference.

In her ninth season at the helm, Staley boasts a 97-45 (.683) SEC regular-season record and has finished outside the league's top five just twice – an unprecedented achievement for a program that had finished INSIDE the top five only two times in the previous 17 seasons. Staley's 97 wins include six seasons of double-digit league victories – 10 in 2012; 11 in 2013; an SEC-best 14 in 2014, 15 in 2015 and 16 in 2016; and 14 in 2017 – and account for 60.2 percent of the program's all-time 161 league wins.

Staley's SEC regular-season record includes a 53-19 (.736) mark at home and a 44-26 (.629) slate on the road.

Rankings Review

Ranked third in this week's AP Poll, the Gamecocks are in the midst of the nation's third-longest active top-10 ranking streak (70), trailing just UConn (233) and Notre Dame (126) and well ahead of fourth-place Baylor (53). South Carolina has appeared in the top 25 in each of the last 92 AP Polls.

In the Staley era, South Carolina has collected 54 top-five rankings in the AP Poll, including 44 weeks in the top three and 12 weeks at No. 1.

Tough Task

Head coach Dawn Staley did not shy away from a challenging schedule this season, despite having to replace five seniors, including three starters, from last season's squad. The Gamecocks' overall regular-season schedule ranked the seventh-toughest in the nation based on opponent winning percentage (.635).

The slate included 12 games against teams ranked in the AP Top 25 this week, including four against this week's top-10 teams. Just three of those 12 games were home games for the Gamecocks.

National Recognition

The Gamecocks' frontcourt of senior Alaina Coates and junior A'ja Wilson has captured national attention all season long, beginning with espnW naming them the No. 9 and No. 1 player in the nation, respectively, coming into the 2016-17 campaign and both capturing All-America honors from the AP.

A First-Team All-America selection by the AP, espnW, USBWA and Sports Illustrated, Wilson continues to be in the running for national player of the year honors as a finalist for the Wooden Award, Naismith Trophy and Wade Trophy.

ALLISHA GRAY

Junior • Guard



» Dawn Staley Award Midseason and Naismith Trophy Top 50 Preseason Watch Lists

» 21st in SEC in scoring – 13.0 ppg – on 51.2% FG ... second on team with 28 double-figure scoring games, including all five NCAA Tournament games

» In SEC play – 13.0 ppg (20th), 4.7 rpg, 1.5 spg

» Averages 4.8 rebounds (17 games of five or more), 2.5 assists (9 games of 4 or more)

» Difference-maker in 2nd half of tight-game victories – 10.0 ppg, 62.7% FG

» Kicked off Gamecock career with 24 points at #7/6 Ohio State (Nov. 14) that included 10-of-18 FGs

» Found success in power forward spot against Georgia (Jan. 12) and LSU (Jan. 15) to grab tough rebounds and hit free throw to seal win over the Lady Bulldogs

» Poured in 16 third-quarter points against #4/4 Mississippi State (Jan. 23) to pull Gamecocks out of seven-point halftime deficit then sprinted to defend breakaway layup that kept team in front in final minute

Coates is also picked All-America status as an honorable mention selection by the AP after ranking among the nation's top 25 in field goal percentage (4th), rebounding (13th) and double-doubles (22nd). She was on the Wooden Award and Naismith Trophy late-season watch lists.

Basketball and Books

Junior guard Kaela Davis was named to the CoSIDA Academic All-District 4 First Team for her dual excellence on the court and in the classroom. Her selection marks the fourth-straight season a Gamecock has made an the team, and she is the eighth Gamecock all-time to earn the honors.

Miscellaneous Stats			
Triple-Doubles	2016-17	Career	Record
Alaina Coates	0	1	1-0
Double-Doubles	2016-17	Career	Record
Alaina Coates	15	57	54-3
A'ja Wilson	10	29	27-2
Kaela Davis	1	1	1-0
Allisha Gray	1	1	1-0
30+ Points	2016-17	Career	Record
Kaela Davis	1	1	1-0
A'ja Wilson	1	1	1-0
20+ Points	2016-17	Career	Record
A'ja Wilson	13	25	23-2
Kaela Davis	8	8	8-0
Alaina Coates	4	16	15-1
Allisha Gray	3	3	3-0
Bianca Cuevas-Moore	1	3	3-0
10+ Points	2016-17	Career	Record
A'ja Wilson	32	89	80-9
Allisha Gray	28	28	25-3
Kaela Davis	22	22	20-2
Alaina Coates	19	91	87-4
Bianca Cuevas-Moore	11	27	25-2
Tyasha Harris	6	6	6-0
M. Herbert Harrigan	5	5	5-0
Doniyah Cliney	1	2	2-0
Tiffany Davis	0	1	1-0
10+ Rebounds	2016-17	Career	Record
Alaina Coates	17	66	63-3
A'ja Wilson	10	30	28-2
Kaela Davis	2	2	2-0
M. Herbert Harrigan	1	1	1-0
Allisha Gray	1	1	1-0
5+ Assists	2016-17	Career	Record
Tyasha Harris	11	11	10-1
Allisha Gray	5	5	4-1
Bianca Cuevas-Moore	3	9	9-0
Kaela Davis	3	3	3-0
Doniyah Cliney	2	2	2-0
Araion Bradshaw	1	1	1-0
A'ja Wilson	1	1	1-0
Alaina Coates	0	1	1-0
5+ Steals	2016-17	Career	Record
Bianca Cuevas-Moore	2	3	3-0
Allisha Gray	1	1	1-0
A'ja Wilson	1	1	109
Tiffany Davis	0	1	1-0
5+ Blocks	2016-17	Career	Record
A'ja Wilson	3	10	9-1
Alaina Coates	0	4	4-0

Trust the Process

While South Carolina entered the season with lofty expectations based on its roster, head coach Dawn Staley knew that it would take time for her team to learn to play its best together. Through all the ups and downs, she encouraged them to trust the process of establishing their strengths and how they best suit the team.

The Gamecocks are rounding into form just in time for a postseason run, both individually and as a unit. The team's field goal percentage jumped from .466 in 2016 to .476 in SEC play and has skyrocketed to 50.7 percent in the postseason.

Individually, junior forward A'ja Wilson lifted her scoring average from 16.4 points in 2016 to 18.2 in SEC action. She elevated again in the postseason, to 18.9 points per game, including 26 in the SEC Tournament semifinal against #20/24 Kentucky, 21 against Arizona State in the NCAA Tournament second round and 24 in the Sweet 16 game against Quinnipiac. Similarly, freshman Tyasha Harris came into her own in 2017. Averaging 4.6 points, 2.2 assists and 20.1 minutes in 2016, she turned in 5.9 points, 3.8 assists and 28.3 minutes per SEC contest. In postseason action, she has posted 6.4 assists per game to go with 51.4 percent shooting in 28.6 minutes per game.

The most recent improvement came from junior guard Kaela Davis, who had struggled down the stretch of SEC action, averaging 12.2 points on 36.5 percent shooting, to bounce back with 16.5 points per postseason game on 46.2 percent shooting, including 46.7 percent from 3-point range. Four of her eight 20-point games this season have come in postseason action.

For the ever-steady Allisha Gray, her offense has remained roughly the same in the postseason with 13.3 points per game, but she has helped fill the rebounding void left by Alaina Coates, grabbing 6.4 rebounds per

game in the postseason compared to her 4.4 rebounding averaging entering the SEC Tournament. Gray is actually the Gamecocks' second leading rebounder in NCAA Tournament play at 8.0 per game.

Diversified Assets

Five different Gamecocks have led the team in scoring

Games Led Team In...

(Tied for team lead in each category included)

Scoring	2016-17	Career	Record
A'ja Wilson	20	50	44-6
Alaina Coates	9	28	26-2
Kaela Davis	7	7	7-0
Allisha Gray	3	3	3-0
Bianca Cuevas-Moore	2	5	5-0
Rebounding	2016-17	Career	Record
Alaina Coates	20	78	72-6
A'ja Wilson	13	36	33-3
Allisha Gray	4	4	3-1
Doniyah Cliney	3	3	3-0
Kaela Davis	1	1	0-1
M. Herbert Harrigan	1	1	1-0
Assists	2016-17	Career	Record
Tyasha Harris	15	15	15-0
Kaela Davis	8	8	8-0
Allisha Gray	8	8	6-2
Bianca Cuevas-Moore	6	17	16-1
A'ja Wilson	4	5	5-0
Alaina Coates	3	6	6-0
Doniyah Cliney	2	2	2-0
Araion Bradshaw	1	1	1-0
M. Herbert Harrigan	1	1	1-0

2016-17 Scoring Differentials

Largest lead in a win	by 57 (93-36), 4th-1:37, vs. Saint Peter's, 11/22
Largest deficit overcome to win	by 11 (33-44), 3rd-8:06, vs. Arizona State, 3/19/17
Largest lead given up in a loss	by 11 (16-5), 1st-3:46, at Duke, 12/4
Largest deficit in a loss	by 16 (50-66), 4th-2:15, at UConn, 2/13

KAELA DAVIS

Junior • Guard

» Explosive scorer, athletic, capable of playing any position

» Stockton Region MVP ... CoSIDA Academic All-District 4

» 24th in SEC in scoring (12.8 ppg) and 8th in 3s/game (1.6)

» 8 20-point games, 22 games of 10+ points, 2 10+ rebound games

» In NCAA Tournament – 16.6 ppg on 43.9% shooting, 39.1% from 3

» Averaged 16.3 points on 50.0 percent shooting in SEC Tournament to earn spot on All-Tournament Team

» Burst into Carolina career with 37 points at #7/6 Ohio State (Nov. 14) – most points ever by Gamecock vs. ranked opponent

» Called her own number to defend Mississippi State's Victoria Vivians, a top-5 scorer in the SEC, in 2nd half, limiting her to five points on 1-of-8 shooting in final 20 minutes of tight Gamecock victory (Jan. 23)

» Fastest player in Georgia Tech history to reach 1,000 career points (52 games) ... Two-time First-Team All-ACC selection



at least once this season, led by A'ja Wilson's 20 games. Six have been the team's top rebounder – a list paced by Alaina Coates' 20. Even more diverse is the collection of assist leaders. While dominated by freshman point guard Tyasha Harris at 15, there are nine total Gamecocks who have led the team in at least one game.

League Legends

The Gamecocks are the only team in the nation to boast two former WNBA All-Stars on their coaching staff in head coach Dawn Staley and assistant coach Nikki McCray-Penson. Five other programs tout multiple WNBA alums – Miami, Notre Dame, Penn State, Texas and Vanderbilt – but only Beth Cunningham at Notre Dame and Tina Thompson at Texas earned All-Star status at least once in their time in the league.

South Carolina has the added bonus of its other two coaches – associate head coach Lisa Boyer and assistant coach Fred Chmiel – having WNBA coaching experience.

U-S-A! U-S-A!

South Carolina head coach Dawn Staley was named head coach of the U.S. Women's National Team, USA Basketball announced on March 10. She becomes 15th head coach for the squad and the first African-American.

Second Effort

South Carolina has found itself in a single-digit game at halftime 16 times this season. The Gamecocks were in the lead in nine of those games, tied once and trailed six times – three of which they came back to win (Mississippi State, Jan. 23; Arizona State, Mar. 19; Stanford, Mar. 31).

A look at the breakdown of the 11 victories in those games, which the Gamecocks ended up winning by 10.4 points per game:

Half	PPG	FG%	3FG%	FT/Half	Paint
1st	32.7	.413	.219	7.3	212
2nd	40.3	.464	.394	12.7	204

The Gamecock making the biggest leap when it comes down to winning is junior guard Allisha Gray. In the 12 wins, the quiet scorer who is always ready to do whatever the team needs, lifted her scoring average from 4.1 points per first half to a team-best 10.0 per second half and her field goal percentage from .353 (18-of-51) to .627 (42-of-67), which includes a 3-point range jump from 15.4 percent (2-of-13) to 41.7 percent (5-of-12).

Offensive Operation

Head coach Dawn Staley is often thought of as a defensive coach, but she has steadily built an efficient offensive team over the last few seasons. In the last three seasons, the Gamecocks have twice ranked among the nation's top 20 in points per game – 18th, 77.0 ppg this season and 18th, 75.9 ppg in 2014-15 – and among the top 10 in field goal percentage – sixth, .479 this season and fourth, .484 in 2014-15.

Looking across the more level playing field of games against ranked opponents, here's a look at the offense's growth over the last four seasons:

Season	PPG	FG%	Pts/Poss
2016-17	76.6	.476	1.10
2015-16	71.1	.441	0.97
2014-15	65.8	.419	0.97
2013-14	65.7	.438	0.93

They're Free, Take Two!

South Carolina ranks among the nation's top five in free throws made (3rd, 576) and made (4th, 805). The Gamecocks average 16.0 made free throws per game, while opponents average just 13.6 ATTEMPTS.

In 13 games this season, at least 25.0 percent of the Gamecocks' points have come from the free throw line, including six of the 11 wins over nationally ranked

Team Specialty Stats

South Carolina-Opponent

	Pts. in Paint	Pts. Off TOs	2nd Chance Pts	Fast Break Pts
11/14 at OSU	44-30	16-17	13-12	18-12
11/20 HU	46-20	35-2	23-7	12-3
11/21 Maine	52-8	20-7	14-2	11-0
11/22 SPU	50-14	30-8	17-9	26-0
11/27 vs. UL	40-24	18-15	20-5	14-2
12/1 at Texas	34-30	14-7	14-16	2-8
12/4 at Duke	32-42	18-28	14-15	9-12
12/11 Minn.	42-12	12-11	20-21	18-9
12/15 Clem.	50-26	10-6	21-8	13-4
12/18 UCLA	40-34	5-15	19-12	8-14
12/21 at SSU	42-8	21-4	22-5	20-4
1/1 Ala.	54-14	36-14	18-5	19-6
1/5 at Aub.	22-18	9-15	9-12	4-2
1/8 at Fla.	44-34	21-14	23-15	8-6
1/12 UGa	24-24	14-11	9-17	12-6
1/15 at LSU	38-24	20-10	13-8	8-4
1/19 Miss.	38-30	22-6	14-4	6-6
1/23 MSU	32-32	13-12	15-13	2-4
1/26 at UGa	20-18	13-10	9-5	6-2
1/30 Tenn.	26-38	7-12	8-9	8-18
2/2 at UK	34-20	15-15	11-10	2-4
2/5 at Ark.	40-18	22-15	15-15	9-2
2/9 Aub.	34-6	12-8	14-3	4-0
2/13 at UConn	26-34	15-19	12-16	2-12
2/16 Vandy	50-10	24-7	9-18	18-6
2/19 at Mizz.	32-30	26-19	7-11	4-4
2/23 at TAM	54-22	18-7	7-5	18-4
2/26 UK	42-32	11-5	8-10	2-17
3/3 vs. UGa	22-22	22-11	8-7	0-0
3/4 vs. UK	48-46	11-10	6-18	4-0
3/5 vs. MSU	30-30	12-15	2-13	4-2
3/17 UNCA	60-16	23-4	24-11	24-2
3/19 ASU	32-31	15-14	13-14	7-7
3/25 vs. QU	38-18	20-18	10-3	8-2
3/27 vs. FSU	32-34	16-18	4-21	2-12
3/31 vs. Stanf.	34-34	13-9	19-8	4-11
Season Avg.	38.3-24.5	17.5-11.6	13.4-10.6	9.3-5.8
SEC Avg.	36.5-23.1	17.7-11.2	11.8-10.0	8.1-5.7

Starters vs. Bench Points

	SC Starters	Opp. Starters	SC Bench	Opp. Bench
11/14 at OSU	85	76	7	4
11/20 HU	71	23	21	15
11/21 Maine	53	16	26	26
11/22 SPU	68	28	25	10
11/27 vs. UL	68	34	15	25
12/1 at Texas	64	47	12	20
12/4 at Duke	60	62	3	12
12/11 Minn.	59	37	39	21
12/15 Clem.	68	43	15	18
12/18 UCLA	56	46	10	11
12/21 at SSU	48	22	22	8
1/1 Ala.	72	33	21	12
1/5 at Aub.	46	34	27	13
1/8 at Fla.	70	50	11	12
1/12 UGa	41	49	25	14
1/15 at LSU	76	55	8	6
1/19 Miss.	50	39	15	7
1/23 MSU	61	41	3	20
1/26 at UGa	46	34	16	10
1/30 Tenn.	56	68	18	8
2/2 at UK	65	56	10	7
2/5 at Ark.	60	18	19	31
2/9 Aub.	56	22	4	19
2/13 at UConn	44	59	11	7
2/16 Vandy	60	25	22	26
2/19 at Mizz.	46	54	14	8
2/23 at TAM	63	63	17	1
2/26 UK	74	69	21	18
3/3 vs. UGa	53	38	19	10
3/4 vs. UK	71	77	18	0
3/5 vs. MSU	51	30	8	19
3/17 UNCA	68	38	22	2
3/19 ASU	62	57	9	11
3/25 vs. QU	78	37	22	21
3/27 vs. FSU	69	49	2	15
3/31 vs. Stanf.	54	29	8	24
Season Avg.	60.9	43.3	15.7	13.6
SEC Avg.	58.9	44.4	15.7	13.2

TYASHA HARRIS

Freshman • Guard

» SEC All-Freshman Team

» Poise and command of the point guard position moved her into permanent starting role at start of SEC play

» Sixth among nation's freshmen in assist-to-turnover ratio (2.1)

» In postseason action, handing out 3.5 assists per game

» In SEC play, ranked ninth in assists per game (3.8), 4th in assist-to-turnover ratio (2.4) – both were best among league freshmen

» 11 games handing out five or more assists, including four vs ranked teams

» In 12 games against ranked opponents, averaged 3.2 assists and continued poise with a 2.0 assist-to-turnover ratio

» Double-digit points six times, including career-high 16 vs. #10/13 Florida St.

» Dished out six assists in first career start (Minnesota, Dec. 11), first career SEC start (Alabama, Jan. 1) and in SEC Tournament debut (Georgia, Mar. 3) and seven in NCAA Tournament debut



opponents. Free throws accounted for a season-high 39.5 percent (30-76) of the Gamecocks' points at #14/15 Texas (Dec. 1).

Location, Location, Location

The Gamecocks average 38.3 points in the paint this season, making up 50.0 percent of their offense. Only four opponents have out-scored South Carolina in the paint this season – Duke (42-32, 12/3/16), Tennessee (38-26, 1/20/17), UConn (34-26, 2/13/17) and Florida State (34-32, 3/27/17). The Gamecocks are out-pacing their opponents in that space by 14.1 points per game. Their interior advantage has been at least 20 points 13 times, including twice with a season-high 44 – against Maine (Nov. 21) and UNC Asheville (Mar. 17).

Interestingly, the Gamecocks' paint production increased in the nine games that senior center Alaina Coates has missed with her injury, going from 38.1 points per game to 43.8 per game without her.

Blocking Scheme

South Carolina leads the SEC and ranks 18th in the nation with 5.6 blocked shots per game and have blocked double-digit shots twice this season – 11 vs. Clemson (Dec. 15), 10 vs. Alabama (Jan. 1). The two driving forces of that defensive movement are also the program's all-time career blocked shot leaders – A'ja Wilson (254) and Alaina Coates (210).

Wilson broke the program's career blocks record earlier this season (vs. Saint Peter's, Nov. 22) but could hardly celebrate with Coates nipping at her heels. Wilson is second in the SEC and 22nd in the nation with 2.5 blocks per game. Coates is at 1.4 per game for sixth in the league, and freshman Mikiah Herbert Harrigan is following in her frontcourt mentors' footsteps, ranking 11th in the league with 1.1 blocks per game, which includes three games of three or more blocks.

To Three, or Not to Three

South Carolina added a pair of outside threats with junior transfers Kaela Davis and Allisha Gray, but the Gamecocks' offensive strategy continues to center on the paint. In fact, the addition of the outside weapons has

made South Carolina less reliant on the 3-point shot for scoring this season than last.

This season's 183 3s account for 19.9 percent of the Gamecocks' total offense, which is LESS than last season when the 190 3s made up 22.1 percent of the offense.

Interestingly, reliance on outside shooting decreases dramatically against ranked opponents. In 12 games against top-25 foes this season, South Carolina's 44 3-pointers made up just 14.9 percent of its 887 points, which is much lower than the 18.0 percent of the offense in 15 games against ranked foes last season.

The 10-game absence of one of the Gamecocks' All-America frontcourt starters also did not increase the Gamecocks' desire to line it up from outside the arc. In the two games without Wilson and eight others without Coates in the lineup, 19.1 percent of South Carolina's points came from long range compared to 20.2 percent in the games both have played.

20/20 Vision

Five different Gamecocks have recorded at least one 20-point game this season – A'ja Wilson (13), Kaela Davis (8), Alaina Coates (4), Allisha Gray (3) and Bianca Cuevas-Moore (1) – across 20 games this season. Two Gamecocks have reached that mark in the same game seven times, marking the most such games in a season since the 1985-86 season also saw seven such games. In the 1988-89 campaign had 10 games with multiple 20-point scorers.

Four x 1,000

South Carolina boasts four 1,000-point scorers on this season's roster, led by junior transfer Kaela Davis (1,707 – includes 1,246 at Georgia Tech). Junior forward A'ja Wilson (1,618) is next in line with senior center Alaina Coates (1,603) and Allisha Gray (1,522 – includes 1,053 at North Carolina) just behind.

Helping Hands

South Carolina head coach Dawn Staley likes to say that with good movement, the ball will find who is supposed to shoot it on any given possession. With four 1,000-point scorers on this season's team, many

observers wondered how the quartet would abide that philosophy.

Returns are good as the Gamecocks are fifth in the SEC with 15.0 assists per game and have assisted on at least half their field goals 27 times in 36 games, including four games assisting on at least two-thirds of their made baskets – vs. Minnesota (Dec. 11), at Auburn (Jan. 5), at Kentucky (Feb. 2) and against Auburn (Feb. 9).

Of the Gamecocks' 15.0 assists per game, the quartet of 1,000-point scorers account for 7.4 assists per game of that average with Allisha Gray leading the group at 2.5 and Kaela Davis handing out 2.3 per game.

Freshman point guard Tyasha Harris moved into the team lead in the category against Tennessee (Jan. 30) and now has 11 games of five or more assists to average 3.2, which ranks 14th in the league. Her 2.1 assist-to-turnover ratio is fifth-best in the conference and 55th in the nation – sixth among the country's freshmen and second among freshmen on a top-25 team. In SEC action, the first-year guard was ninth with 3.8 assists per game while holding fourth in assist-to-turnover ratio at 2.4.

Quarter Breakdown

Through 36 games this season, South Carolina has out-scored its opponent in all but 36 quarters. The Gamecocks have out-paced their opponent by double digits 38 times in the 144 quarters, including a season-high differential of 25 points (37-12) in the first quarter against Saint Peter's (Nov. 22). In SEC action, the 23-point advantage in the first quarter at Auburn (Jan. 5) was a season high.

South Carolina has shot at least 50.0 percent from the field 69 times in its 144 quarters of action, including 19 of the last 28 quarters. The Gamecocks shot a season-best 81.3 percent in the third quarter of their NCAA Sweet 16 game against Quinnipiac (Mar. 25). South Carolina's 37 points in the first quarter against Saint Peter's are the most for the program since the NCAA went to the format for the 2015-16 season.

Defensively, South Carolina has held an opponent to single digits in a quarter 31 times this season, including six quarters of five or fewer points. An opponent has shot 20.0 percent or less from the field in 27 quarters,

THE GAMECOCKS' TWIN TOWERS

Junior
A'ja
Wilson

» "We knew exactly what they were going to do, and we still couldn't stop it. They imposed their will with their inside game. I do think they have the best front line in the country, and they did a good job playing to their strengths." – Cori Close, UCLA Head Coach

» "They're a really powerful team. They are extremely talented, so gifted, and in our league there are some teams that maybe have some size and some big kids. But Wilson and Coates are just a different level of athletes." – Matthew Mitchell, Kentucky Head Coach

» "Their length and size, and the skill of those two kids – Wilson and Coates. They don't drop balls' they get them, hit easy stick-backs. They tough. They can move. They can run. There's not another team in the country that can put two on the floor like that." – Jimmy Dykes, Arkansas Head Coach

» "We got a little lost [defensively] when Wilson would drive to the basket, but she's unbelievable." – Holly Warlick, Tennessee Head Coach

» "[Coates] has a motor like I haven't seen in a long time. She doesn't worry about who [they're] playing. She just does it right because that's what you're supposed to do. I watch them on film; they're up 30 at the half, and she sprinting the floor every single time." – Jeff Walz, Louisville Head Coach

Senior
Alaina
Coates

including four under 10.0 percent (6.3% by Vanderbilt, 4th qtr., 2/16/17; 7.1% by Florida, 2nd qtr., 1/8/17; 8.3% by Auburn, 4th qtr., 1/5/17; 6.7% by UNC Asheville, 3rd qtr., 3/17/17).

Here's a more detailed look at the quarter-by-quarter production for the Gamecocks this season:

Qtr.	SC/Opp	SC/Opp	Avg. Pts.
	Avg. Pts	FG%	Margin
1	19.9/13.2	.472/.354	+6.8
2	19.2/14.3	.480/.381	+4.9
3	19.0/14.0	.506/.335	+5.1
4	18.5/15.5	.442/.358	+3.0

Individually, junior guard Kaela Davis leads the Gamecocks with seven double-digit scoring quarters and has the highest-scoring quarter this season with 19 points in the first at Auburn (Jan. 5). A'ja Wilson has six double-digit scoring quarters with Allisha Gray just behind at five. Alaina Coates has posted three and Bianca Cuevas-Moore has recorded one.

Fresh Faces

Five new Gamecocks joined the fold this season with the four freshmen taking the court right away. Junior forward Alexis Jennings will sit out this season due to NCAA transfer rules.

Guard Tyasha Harris (Noblesville, Ind.) headlines the freshman class, coming off a summer spent helping the U.S. to its seventh-straight gold medal in the FIBA U18 Americas Championship. Araion Bradshaw (Hyde Park, Mass.) and Victoria Patrick (Orlando, Fla.) join her in the guard spot. Bradshaw is point guard with good court vision, and Patrick comes in as a scorer to help stretch the floor. Forward Mikiah Herbert Harrigan rounds out the class, bringing athleticism, speed and perimeter shooting to the team.

The quartet combines to play 51.1 minutes per game, while contributing 12.1 points per game. Harris leads the group in both minutes at 26.0 per game and in scoring (5.6 ppg). She was also the first of the group to earn a starting spot (Dec. 11 vs. Minnesota). Herbert Harrigan is just behind Harris in scoring with 5.0 points per game and earned the start against Georgia (Jan. 15), creating the first freshman tandem in a Gamecock starting lineup since the 2009-10 season.

Great Gamecock Fans

With over 10,000 season-ticket holders for the

2016-17 Roster

No.	Name	Pos.	Ht.	Yr.	Hometown/Last School
0	Victoria Patrick	G	5-8	Fr.	Orlando, Fla./Edgewater
1	Bianca Cuevas-Moore	G	5-6	Jr.	Bronx, N.Y./Nazareth Regional
3	Kaela Davis	G	6-2	Jr.	Suwanee, Ga./Georgia Tech
4	Doniyah Cliney	G	6-0	So.	Newark, N.J./Malcolm X Shabazz
10	Allisha Gray	G	6-0	Jr.	Sandersville, Ga./North Carolina
12	Araion Bradshaw	G	5-6	Fr.	Boston, Mass./Tabor Academy
15	Tiffany Davis	G	5-7	Sr.	Houston Texas/Westbury Christian
21	Mikiah Herbert Harrigan	F	6-2	Fr.	Pembroke Pines, Fla./Flanagan
22	A'ja Wilson	F	6-5	Jr.	Hopkins, S.C./Heathwood Hall
35	Alexis Jennings*	F	6-2	Jr.	Madison, Ala./Kentucky
41	Alaina Coates	C	6-4	Sr.	Irmo, S.C./Dutch Fork
52	Tyasha Harris	G	5-10	Fr.	Noblesville, Ind./Heritage Christian

* indicates will sit out 2016-17 due to NCAA transfer rules

Head Coach: Dawn Staley

Assoc. Head Coach: Lisa Boyer; **Assistant Coaches:** Nikki McCray-Penson, Fred Chmiel

Director of Coaching Offensive Analytics: Melanie Balcomb

second-straight season, South Carolina leads the nation in average attendance at 12,853 and is the only program drawing at least 10,000 fans per game.

The Gamecocks have posted the highest average attendance at the end of the last two seasons and enjoyed steady fan growth over the last five years – 3,952 in 2012-13; 6,371 in 2013-14; 12,293 in 2014-15; 14,364 in 2015-16.

This is 30

With 30-point games already this season by juniors Kaela Davis (37 at #7/6 Ohio State, 11/14) and A'ja Wilson (31 at #14/15 Texas, 12/1), the Gamecocks have the most 30-point games in a season since 2002-03 when Jocelyn Penn recorded three such outings, none of which were against a ranked opponent.

The program record for 30-point games in a season is six with the most recent coming in 1994-95. In each of the three seasons with six 30-point games, every game was recorded by the same Gamecock. Shannon Johnson posted six in 1994-95 to duplicate her effort in 1993-94. Beth Hunt originally set the record with her six 30-point games in the 1989-90 campaign. The only 30-point outing against a ranked opponent in those three seasons was Beth Hunt's 34-point showing in a losing effort at then-No. 18 Southern Miss.

Individually, only eight 30-point games by a

Gamecock have come against ranked opponents, including this season's showings from Davis and Wilson. Davis' 37 points is the most in a game against a ranked opponent and was the first since Johnson netted 35 against then-#5 Tennessee on Feb. 15, 1996, which until Davis' 37 was the highest-scoring game against a ranked opponent in program history.

Here's a list of the Gamecocks' individual 30-point games against a ranked opponent:

Pts.	Player	Opp.	Date
37	K. Davis	at #7/6 Ohio St.	11/14/16
35	S. Johnson	#5 Tennessee	2/15/96
34	B. Hunt	#18 Southern Miss	1/29/90
32	S. Johnson	#2 Tennessee	2/8/94
32	Ma. Williams	#22 Florida St.	2/4/91
32	K. Anderson	vs. #14 Memphis	3/4/78
31	A. Wilson	at #14/15 Texas	12/1/16
30	B. Southers	#19 Clemson	12/3/83

Gamecocks Coming Soon!

Head coach Dawn Staley signed four in the early signing period, highlighted by three ESPN Top-100 players.

Elisia (Lele) Grissett

Durham, N.C./Hillside • Wing • 6-1

A five-star player ranked No. 24 overall in the class, Grissett was an AP All-State First-Team selection in 2016. Her 21 points in the title game led Hillside to the 2017 PAC-6 championship, for which she earned conference player of the year honors. The athletic wing can drive, score through contact and attack the glass with an emerging perimeter game. She averaged 21.4 points, 11.0 rebounds, 3.4 assists, 2.9 steals and 2.7 blocks in 2016-17.

Bianca Jackson

Montgomery, Ala./Brewbaker Tech Magnet • Wing • 5-11

Ranked No. 54 overall in the class, Jackson is a three-time ASWA First-Team All-State selection and the daughter of the Alabama State men's and women's basketball coaches. The 2017 Alabama Gatorade Player of the Year, she averaged 24.8 points, 7.8 rebounds and 5.2 assists as a senior. Jackson became the second girls player in Montgomery Public Schools history to reach 2,000 career points. She is playing in the Alabama-Mississippi All-Star Game.

Haley Troup

Gadsden, Ala./Gadsden • Guard • 5-9

A First-Team ASWA 7A All-State selection as a junior, Troup is a combo guard who can handle the ball, pass with purpose in transition with a good shot off the dribble. She was the 2016 Gadsden Messenger Co-Player of the Year after averaging 17.9 points, 6.6 rebounds and 4.1 assists. She is playing in the Alabama-Mississippi All-Star Game.

LaDazhia Williams

Bradenton, Fla./Lakewood Ranch • Forward • 6-2

A five-star player ranked No. 47 overall in the class, Williams earned a spot in the 2016 USA Basketball U18 National Team Trials. She earned Sarasota Herald-Tribune 8A Player of the Year honors this season. The agile forward with a face-up game who can finish with either hand averaged 19.6 points and 9.0 rebounds for Lakewood Ranch. She is the school's all-time leading scorer and rebounding.

South Carolina's Record When...

	vs. Ranked	SEC	Post Season	All
Record.....	11-1	14-2	8-0	32-4
Playing a ranked opponent.....	11-1	3-0	4-0	12-1
Playing at home.....	3-0	7-1	2-0	15-1
Playing on the road.....	3-1	7-1		10-3
Playing at neutral site.....	5-0		6-0	7-0
Leading at half.....	8-0	13-1	6-0	28-1
Trailing at half.....	2-1	1-1	2-0	3-3
Tied at half.....	1-0	0-0	0-0	1-0
Playing an overtime game.....	0-0	0-0	0-0	0-0
0 players score in double figures.....	0-0			0-0
1 player scores in double figures.....	0-0			0-0
2 players score in double figures.....	2-0	2-1	1-0	3-1
3 players score in double figures.....	3-1	6-0	4-0	14-2
4 players score in double figures.....	4-0	3-1	3-0	9-1
5 players score in double figures.....	2-0	3-0		6-0
More than 5 players in double figures.....	0-0			0-0
Starters out-score opponent's starters.....	10-0	13-0	7-0	30-0
Starters equal/exceed opponent team total.....	7-0	10-0	5-0	24-0
Opponent's starters score equal/more.....	1-1	1-2	1-0	2-4
Bench out-scores opponent's bench.....	4-1	9-1	4-0	18-2
Opponent's bench scores equal/more.....	7-0	5-1	4-0	14-2
No reserve scores in double figures.....	6-0	8-1	5-0	18-2
At least one reserve scores in double figures.....	4-1	6-1	3-0	14-2
More than one reserve scores in double figures.....	0-0	0-0	0-0	0-0
Shooting 50% or better.....	4-0	7-0	4-0	14-0
Shooting between 40-49%.....	5-0	5-2	3-0	14-3
Shooting between 30-39%.....	2-1	2-0	1-0	4-1
Shooting less than 30%.....	0-0	0-0	0-0	0-0
Opponent shoots 50% or better.....	0-0	0-0	0-0	0-1
Opponent shoots between 40-49%.....	4-1	4-2	3-0	9-3
Opponent shoots between 30-39%.....	6-0	5-0	3-0	10-0
Opponent shoots less than 30%.....	1-0	5-0	2-0	13-0
Shooting better than opponent.....	10-0	12-0	7-0	29-0
Shooting worse than/equal to opponent.....	1-1	2-2	1-0	3-4
Having more FTs made than opponent.....	10-1	10-1	8-0	26-2
Having equal/less FTs made than opponent.....	1-0	4-1	0-0	6-2
Out-rebounding opponent.....	7-0	11-1	4-0	24-2
Having equal/less rebounds than opponent.....	4-1	3-1	4-0	8-2
Having fewer TOs than opponent.....	4-0	9-1	6-0	22-1
Having equal or more TOs than opponent.....	7-1	5-1	2-0	10-3
Attempting more FT than 3FG.....	10-0	11-2	7-0	26-2
Attempting equal/less FT than 3FG.....	1-1	3-0	1-0	6-2
Making 5 or more 3FGs.....	2-1	9-1	2-0	15-3
Making less than 5 3FGs.....	9-0	5-1	6-0	17-1
Making no 3 FGs.....	0-0	0-0	0-0	0-0
Attempting 15 or more 3FGs.....	2-1	7-1	2-0	13-3
Attempting less than 15 3FGs.....	9-0	7-1	5-0	19-1
No South Carolina players foul out.....	10-1	12-1	8-0	27-3
One or more SC players foul out.....	1-0	2-1	0-0	5-1
No opposing players foul out.....	3-0	8-2	6-0	19-3
One or more opposing players foul out.....	8-1	6-0	2-0	13-1

	vs. Ranked	SEC	Post Season	All
Assist on at least half of field goals made.....	7-1	11-0	6-0	25-2
Assist on at least 2/3 of field goals made.....	1-0	3-0	0-0	4-0
Assist on less than half of field goals made.....	4-0	3-2	2-0	7-2
Scoring more pts. in paint than opponent.....	7-0	12-1	4-0	25-1
Scoring equal/less pts. in paint than opp.....	4-1	2-1	4-0	6-3
Scoring more pts. off TOs than opponent.....	6-0	12-1	6-0	26-1
Scoring equal/less pts. off TOs than opp.....	5-1	2-1	2-0	6-3
Scoring more 2nd-chance pts.....	6-0	9-0	4-0	21-0
Scoring equal/less 2nd-chance pts.....	5-1	5-2	4-0	11-4
Scoring more fast break pts.....	4-0	10-0	4-0	22-0
Scoring equal/less fast break pts.....	7-1	4-2	4-0	10-4
Wearing white uniforms.....	8-0	7-2	8-0	21-2
Wearing black uniforms.....	2-0	4-0		7-1
Wearing garnet uniforms.....	1-1	2-0		3-1
Wearing pink uniforms.....	0-0	1-0		1-0
Playing in November.....	2-0			5-0
Playing in December.....	2-0			5-1
Playing in January.....	1-0	8-1		8-1
Playing in February.....	2-1	6-1		6-2
Playing in March.....	4-0		8-0	8-0
Playing during the day.....	4-0	5-1	3-0	12-2
Playing at night.....	7-1	9-1	5-0	20-2
Playing on Sunday.....	4-0	5-1	2-0	11-2
Playing on Monday.....	3-1	1-1	1-0	4-2
Playing on Tuesday.....	0-0			1-0
Playing on Wednesday.....	0-0			1-0
Playing on Thursday.....	2-0	8-0		10-0
Playing on Friday.....	1-0		3-0	3-0
Playing on Saturday.....	1-0		2-0	2-0
Margin is less than 5 pts.....	1-0	2-2	1-0	3-2
Margin is between 5-9.....	5-0	1-0	2-0	5-0
Margin is between 10-19.....	4-1	6-0	2-0	9-2
Margin is between 20-29.....	1-0	2-0	1-0	5-0
Margin is between 30-39.....	0-0	2-0		3-0
Margin is between 40-49.....	0-0	1-0	1-0	4-0
Margin is 50 pts. or more.....	0-0	0-0	1-0	3-0
Having a 20-pt. scorer.....	9-0	9-1	6-0	20-1
Having a 30-pt. scorer.....	2-0	0-0	0-0	2-0
Scoring 49 points or less.....	0-0	0-0		0-0
Scoring 50-59 points.....	1-1	0-0	1-0	1-1
Scoring 60-69 points.....	3-0	5-1	1-0	7-2
Scoring 70-79 points.....	3-0	3-1	3-0	9-1
Scoring 80-89 points.....	2-0	4-0	1-0	7-0
Scoring 90-99 points.....	2-0	2-0	1-0	7-0
Scoring 100 points or more.....	0-0	0-0	1-0	1-0
Opponent scores 49 points or less.....	1-0	6-0	3-0	13-0
Opponent scores 50-59 points.....	3-0	1-0	2-0	6-0
Opponent scores 60-69 points.....	4-1	6-1	2-0	9-2
Opponent scores 70-79 points.....	1-0	0-1	1-0	1-2
Opponent scores 80-89 points.....	2-0	1-0		2-0
Opponent scores 90-99 points.....	0-0	0-0		0-0
Opponent scores 100 points or more.....	0-0	0-0		0-0

2016-17 Team High/Low - All Games

South Carolina Highs	South Carolina Lows	Category	Opponent Lows	Opponent Highs
100 vs. Quinnipiac, 3/25	55 at UConn, 2/13	Points in Game	30, at Savannah St., 12/21	87, Kentucky, 2/26
64 (1st) vs. Saint Peter's, 11/22	23 (1st) at Georgia, 1/26	Points in a Half	12 (1st), at Savannah St., 12/21 12 (2nd), Hampton, 11/20	47 (2nd), Kentucky, 2/26
37 (1st) vs. Saint Peter's, 11/22	6 (2nd) vs. Stanford, 3/31 6 (1st) vs. UCLA, 12/18	Points in a Quarter	4 (4th), vs. Mississippi State, 3/5 4 (4th), Saint Peter's, 11/22 4 (4th), Hampton, 11/20	32 (4th), Kentucky, 2/26
38 vs. Minnesota, 12/11	20 at UConn, 2/13 20 at Georgia, 1/26 20 vs. Mississippi State, 1/23	Field Goals Made	11, at Savannah St., 12/21	30, Kentucky, 2/26 30, at Duke, 12/4
72 vs. Minnesota, 12/11	42 vs. Mississippi State, 1/23	Field Goal Attempts	47, Auburn, 2/9	78, UCLA, 12/18
.618 (34-55) vs. Kentucky, 2/26	.333 (22-66) vs. UCLA, 12/18	FG Percentage	.216 (11-51), at Sav. St., 12/21	.500 (30-60), at Duke, 12/4
16 vs. Minnesota, 12/11	1 vs. UCLA, 12/18	3-Point FG Made	0, vs. Mississippi State, 3/5	10, Minnesota, 12/11
33 vs. Minnesota, 12/11	3 vs. UCLA, 12/18	3-Point FG Attempts	6, at LSU, 1/15	29, at Arkansas, 2/5
.625 (10-16) vs. Quinnipiac, 3/25	.154 (2-13) at Savannah St., 12/21	3-Point FG Percentage	.000 (0-15), vs. Miss. St., 3/5	.467 (7-15), Georgia, 1/12
30 at Texas, 12/1	3 at Auburn, 1/5	Free Throws Made	2, Saint Peter's, 11/22	17, Clemson, 12/15 17, at Ohio State, 11/14
41 at Ohio State, 11/14	4, at Auburn, 1/5	Free Throw Attempts	2, Saint Peter's, 11/22	24, at Ohio State, 11/14
.947 (18-19) vs. Quinnipiac, 3/25	.484 (15-31) vs. Vanderbilt, 2/16	FT Percentage	.333 (3-9), Mississippi State, 1/23	1.00 (10-10), at UConn, 2/13
54 vs. UCLA, 12/18	26 vs. Kentucky, 3/4 26 at Missouri, 2/19	Rebounds	18, vs. Quinnipiac, 3/25	47, UCLA, 12/18
29 vs. Minnesota, 12/11	5 at Texas, 12/1	Assists	3, at Savannah St., 12/21	20, at UConn, 2/13
17 vs. Saint Peter's, 11/22	4 at Auburn, 1/5 4 vs. UCLA, 12/18	Steals	2, UNC Asheville, 3/17 2, Kentucky, 3/4 2, at Texas A&M, 2/23 2, Vanderbilt, 2/16 2, at Ohio State, 11/14	14, at Duke, 12/4
11 vs. Clemson, 12/15	3 vs. UNC Asheville, 3/17 3 at Duke, 12/4	Blocked Shots	0, Arizona State, 3/19	9, at Texas, 12/1
19 at Duke, 12/4	5 vs. UNC Asheville, 3/17 5 vs. Vanderbilt, 2/16	Turnovers	9, Tennessee, 1/30 9, Mississippi State, 1/23 9, UCLA, 12/18	24, Hampton, 11/20
22 at Florida, 1/8 22 at Ohio State, 11/14	4 vs. Saint Peter's, 11/22	Fouls	9, at Savannah St., 12/21	29, at Texas, 12/1 29, at Ohio State, 11/14

2016-17 Team High/Low - SEC Games Only

South Carolina Highs	South Carolina Lows	Category	Opponent Lows	Opponent Highs
95 vs. Kentucky, 2/26	60 at Missouri, 2/19 60 vs. Auburn, 2/9	Points in Game	41, Auburn, 2/9	87, Kentucky, 2/26
52 (2nd) vs. Alabama, 1/1	23 (1st) at Georgia, 1/26	Points in a Half	15 (1st) at Georgia, 1/26	47 (2nd), Kentucky, 2/26
31 (3rd) vs. Alabama, 1/1	10 (2nd) vs. Tennessee, 1/30	Points in a Quarter	5 (2nd), at Florida, 1/8	32 (4th), Kentucky, 2/26
10 (2nd) vs. Georgia, 1/12				
34 vs. Kentucky, 2/26	20 at Georgia, 1/26	Field Goals Made	12, Vanderbilt, 2/16	30, Kentucky, 2/26
34 vs. Alabama, 1/1	20 vs. Mississippi State, 1/23			
69 at Florida, 1/8	42 vs. Mississippi State, 1/23	Field Goal Attempts	47, Auburn, 2/9	67, Kentucky, 2/26
.618 (34-55) vs. Kentucky, 2/26	.351 (20-57) at Georgia, 1/26	FG Percentage	.222 (12-53), Vanderbilt, 2/16	.492 (29-59), Tennessee, 1/30
14 at Auburn, 1/5	2 vs. Kentucky, 2/26 2 vs. Ole Miss, 1/19	3-Point FG Made	1, at Georgia, 1/26 1, at LSU, 1/15	9, Kentucky, 2/26
28 at Auburn, 1/5	7 vs. Kentucky, 2/26	3-Point FG Attempts	6, at LSU, 1/15	29, at Arkansas, 2/5
.500 (14-28) at Auburn, 1/5	.167 (3-18) at Missouri, 2/19 .167 (3-18) vs. Vanderbilt, 2/16	3-Point FG Percentage	.100 (1-10), at Georgia, 1/26	.467 (7-15), Georgia, 1/12
25 vs. Kentucky, 2/26	3 at Auburn, 1/17	Free Throws Made	3, at Georgia, 1/26 3, Mississippi State, 1/23	23, vs. Vanderbilt, 2/16
34 vs. Kentucky, 2/26	4 at Auburn, 1/5	Free Throw Attempts	8, Auburn, 2/9 8, at Arkansas, 2/5 8, at Georgia, 1/26	28, vs. Vanderbilt, 2/16
.938 (15-16) at Texas A&M, 2/23	.484 (15-31) vs. Vanderbilt, 2/16	FT Percentage	.333 (3-9), Mississippi State, 1/23	.875 (7-8), at Arkansas, 2/5
48 at Florida, 1/8	26 at Missouri, 2/19	Rebounds	27, Alabama, 1/1	42, at Florida, 1/8
20 at Auburn, 1/5	9 26 at Missouri, 2/19	Assists	6, at Auburn, 1/5	19, Georgia, 1/12
13 at Texas A&M, 2/23	4 vs. Kentucky, 2/26	Steals	2, at Texas A&M, 2/23 2, Vanderbilt, 2/16	8, Auburn, 2/9 8, Mississippi State, 1/23 8, at LSU, 1/15
13 vs. Georgia, 1/12	4 at Auburn, 1/5			
13 at Florida, 1/8				
10 vs. Alabama, 1/1	1 vs. Georgia, 1/12	Blocked Shots	0, at Kentucky, 2/2	5, at Georgia, 1/26
17 at Kentucky, 2/2	5 vs. Vanderbilt, 2/16	Turnovers	9, Kentucky, 2/26 9, Tennessee, 1/30 9, Mississippi State, 1/23	22, at Florida, 1/8 22, Alabama, 1/1
22 at Florida, 1/8	10 vs. Auburn, 2/9	Fouls	11, Auburn, 2/9 11, at Auburn, 1/5	28, Vanderbilt, 2/16

2016-17 Individual Superlatives - All Games

Category	South Carolina	Opponent
Points in Game	37 by Kaela Davis at Ohio State, 11/14	31 by Makayla Epps, Kentucky, 3/4
Points in a Half	22 (2nd) by Kaela Davis at Ohio State, 11/14	20 (2nd) by Sophie Cunningham, at Missouri, 2/19
Points in a Quarter	19 (1st) by Kaela Davis at Auburn, 1/5	12 (4th) by Makayla Epps, at Kentucky, 2/2
Field Goals Made	12 by A'ja Wilson at Texas, 12/1 12 by Alaina Coates vs. Hampton, 11/20	12 by Makayla Epps, Kentucky, 3/4
Field Goal Attempts	21 by Kaela Davis at Ohio State, 11/14	26 by Makayla Epps, Kentucky, 3/4
FG Percentage	.889 (8-9) by Alaina Coates at Kentucky, 2/2 .889 (8-9) by Alaina Coates vs. Saint Peter's, 11/22	.800 (8-10) by Mercedes Russell, Tennessee, 1/30
3-Point FG Made	6 by Kaela Davis vs. Minnesota, 12/11	4 Rebecca Greenwell, at Duke, 12/4
3-Point FG Attempts	10 by Kaela Davis vs. Minnesota, 12/11	11 by Kelsey Mitchell, at Ohio State, 11/14
3-Point FG Percentage	1.00 (4-4) by Kaela Davis vs. Saint Peter's, 11/22	.750 (3-4) by Sabrina Haines, Arizona State, 3/19 .750 (3-4) by Curtyce Knox, at Texas A&M, 2/23 .750 (3-4) by Dominique Dillingham, Mississippi State, 1/23 .750 (3-4) by Julie Brosseau, Maine, 11/21
Free Throws Made	14 by A'ja Wilson vs. Hampton, 11/20	12 by Jamie Nared, Tennessee, 1/30
Free Throw Attempts	16 by Kaela Davis at Ohio State, 11/14	15 by Jamie Nared, Tennessee, 1/30
FT Percentage	1.00 (14-14) by A'ja Wilson vs. Hampton, 11/20	1.000 (9-9) by Taylor Murray, Kentucky, 2/26
Rebounds	19 by A'ja Wilson vs. Stanford, 3/31 19 by Alaina Coates at Arkansas, 2/5	22 by Monique Billings, UCLA, 12/18
Assists	8 by Tyasha Harris vs. Kentucky, 2/26	10 by Curtyce Knox, at Texas A&M, 2/23
Steals	5 by A'ja Wilson vs. Vanderbilt, 2/16 5 by Allisha Gray at Savannah State, 12/21 5 by Bianca Cuevas-Moore vs. Saint Peter's, 11/22	5 by Leonna Odom, at Duke, 12/4
Blocked Shots	7 by A'ja Wilson vs. Georgia, 3/3/17	6 by Kelsey Lang, at Texas, 12/1
Turnovers	7 by Kaela Davis at Missouri, 2/19	7 by Morgan William, vs. Mississippi State, 3/5

2016-17 Individual Superlatives - SEC Games Only

Category	South Carolina	Opponent
Points in Game	26 by A'ja Wilson vs. Mississippi State, 1/23	29 by Taylor Murray, Kentucky, 2/26
Points in a Half	21 (2nd) by Kaela Davis at Auburn, 1/5	20 (2nd) by Sophie Cunningham, at Missouri, 2/19
Points in a Quarter	19 (1st) by Kaela Davis at Auburn, 1/5	12 (4th) by Makayla Epps, at Kentucky, 2/2
Field Goals Made	10 by A'ja Wilson vs. Kentucky, 2/26 10 by A'ja Wilson vs. Mississippi State, 1/23	10 by Sophie Cunningham, at Missouri, 2/19 10 by Chloe Jackson, at LSU, 1/15
Field Goal Attempts	18 by Kaela Davis at Auburn, 1/5	22 by Makayla Epps, at Kentucky, 2/2
FG Percentage	.889 (8-9) by Alaina Coates at Kentucky, 2/2	.800 (8-10) by Mercedes Russell, Tennessee, 1/30
3-Point FG Made	5 by Bianca Cuevas-Moore at Auburn, 1/5 5 by Kaela Davis at Auburn, 1/5	3 by Makenzie Cann, Kentucky, 2/26 3 by Curtyce Knox, at Texas A&M, 2/23 3 by Aaliyah Wilson, at Arkansas, 2/5 3 by Dominique Dillingham, Mississippi State, 1/23 3 by Mackenzie Engram, Georgia, 1/12
3-Point FG Attempts	9 by Kaela Davis at Auburn, 1/5	9 by Makenzie Cann, Kentucky, 2/26
3-Point FG Percentage	.833 (5-6) by Bianca Cuevas-Moore at Auburn, 1/5	.750 (3-4) by Curtyce Knox, at Texas A&M, 2/23 .750 (3-4) by Dominique Dillingham, Mississippi State, 1/23
Free Throws Made	9 by A'ja Wilson at Georgia, 1/26	12 by Jamie Nared, Tennessee, 1/30
Free Throw Attempts	14 by A'ja Wilson at Georgia, 1/26	15 by Jamie Nared, Tennessee, 1/30
FT Percentage	1.000 (6-6) Bianca Cuevas-Moore, at Missouri, 2/19	1.000 (9-9) by Taylor Murray, Kentucky, 2/26
Rebounds	19 by Alaina Coates at Arkansas, 2/5	12 by Marqu'es Webb, Vanderbilt, 2/16
Assists	8 by Tyasha Harris vs. Kentucky, 2/26	10 by Curtyce Knox, at Texas A&M, 2/23
Steals	6 by Bianca Cuevas-Moore at Texas A&M, 2/23	3 by Jamie Nared, Tennessee, 1/30 3 by Mackenzie Engram, at Georgia, 1/26 3 by Morgan William, Mississippi State, 1/23 3 by Delicia Washington, at Florida, 1/8
Blocked Shots	5 by A'ja Wilson at Kentucky, 2/2	3 by Caliya Robinson, at Georgia, 1/26
Turnovers	7 by Kaela Davis at Missouri, 2/19	6 by Curtyce Knox, at Texas A&M, 2/23 6 by Lianna Doty, at Missouri, 2/19

Gamecock Career Highs

Araion Bradshaw

Pts	3, 4x, last at Georgia, 1/26/17
FG	1, 5x, last at Georgia, 1/26/17
FGA	4 at Savannah State, 12/21/16
FG %	.333 (1-3) vs. Minnesota, 12/11/16
3FG	1, 4x, last at Georgia, 1/26/17
3FGA	2, 3x, last at Georgia, 1/26/17
FT	2, 2x, last at Texas A&M, 2/23/17
FTA	2, 5x, last vs. UNC Asheville, 3/17/17
FT %	1.000 (2-2), 2x, last at Texas A&M, 2/23/17
Off Reb	1, 4x, last, at Arkansas, 2/5/17
Reb	3, 3x, last vs. Quinnipiac, 3/25/17
Stl	2 vs. Hampton, 11/20/16
Asst	5 vs. Quinnipiac, 3/25/17
Min	15, 2x, last at Savannah State, 12/21/16

Doniyah Cliney

Pts	11 vs. Georgia, 3/3/17
FG	4, 2x, last vs. Quinnipiac, 3/25/17
FGA	8 vs. Georgia, 3/3/17
FG %	.800 (4-5) vs. Quinnipiac, 3/25/17
3FG	1, 9x, vs. Quinnipiac, 3/25/17
3FGA	2, 5x, last vs. Ole Miss, 1/19/17
FT	4 vs. UCLA, 12/18/16
FTA	6, 2x, last vs. UCLA, 12/18/16
FT %	1.000 (2-2), 4x, last vs. Kentucky, 3/4/17
Reb	9 vs. Clemson, 12/15/16
Off Reb	4, 2x, last at Arkansas, 2/5/17
Blk	2 vs. Arizona State, 3/19/17
Stl	3, 2x, last at Arkansas, 2/5/17
Asst	6, 2x, last at Kentucky, 2/2/17
Min	30 vs. Minnesota, 12/11/16

Alaina Coates

Pts	29 vs. Winthrop, 12/13/15
FG	13 vs. Winthrop, 12/13/15
FGA	16, 2x, last vs. Hampton, 11/20/16
FG %	1.000 (7-7) vs. SC St, 12/22/13
FT	11 at San Diego St., 11/23/13
FTA	15 at San Diego St., 11/23/13
FT %	1.000 (10-10) vs. North Carolina, 3/27/15
Reb	19 at Arkansas, 2/5/17
Off Reb	8 vs. Auburn, 3/4/16
Def Reb	16 at Kentucky, 2/2/17
Blk	10 vs. Winthrop, 12/13/15
Stl	4, 2x, last vs. Louisville, 11/27/16
Asst	6 at Texas A&M, 1/31/16
Min	38 at Texas A&M, 1/31/16

Bianca Cuevas-Moore

Pts	25 vs. Georgia, 1/12/17
FG	10 vs. Georgia, 1/12/17
FGA	17 vs. Georgia, 1/12/17
FG %	.833 (5-6) at Hampton, 12/17/14
3FG	5 at Auburn, 1/5/17
3FGA	7 at Duke, 12/4/16
3FG %	.833 (5-6) at Auburn, 1/5/17
FT	9 at Ole Miss, 2/1/15
FTA	11 at Ole Miss, 2/1/15
FT %	1.000 (6-6), 2x, last at Missouri, 2/19/17
Reb	6, 2x, last at Georgia, 1/26/17
Off Reb	3 vs. Alabama, 1/29/15
Blk	2, 2x, last vs. UConn, 2/8/16
Stl	6 at Texas A&M, 2/23/17
Asst	7 at Auburn, 1/5/17
Min	36, 2x, last at Texas A&M, 2/23/17

Kaela Davis

Pts	37 at Ohio State, 11/14/16
FG	10, 2x, last vs. Florida State, 3/27/17
FGA	21 at Ohio State, 11/14/16
FG %	.727 (8-11) vs. Kentucky, 2/26/17
3FG	6 vs. Minnesota, 12/11/16
3FGA	10 vs. Minnesota, 12/11/16
3FG %	1.000 (4-4) vs. Saint Peter's, 11/22/16
FT	13 at Ohio State, 11/14/16
FTA	16 at Ohio State, 11/14/16
FT %	1.000 (5-5) vs. Quinnipiac, 3/25/17
Reb	11 at Texas A&M, 2/23/17
Off Reb	4 vs. UNC Asheville, 3/17/17
Stl	3, 3x, last at Kentucky, 2/2/17
Asst	5, 3x, last vs. Auburn, 2/9/17
Min	36 at Ohio State, 11/14/16

Tiffany Davis

Pts	11 vs. Ole Miss, 1/30/14
FG	3 vs. Savannah State, 12/28/13
FGA	6 vs. SC State, 12/22/13
FG %	1.000 (3-3) vs. Savannah State, 12/28/13
3FG	2, 3x, last vs. Ole Miss, 1/30/14
3FGA	5 vs. Winthrop, 12/20/13
3FG %	1.000 (2-2), 3x, last vs. Ole Miss, 1/30/14
FT	4 at Tennessee, 3/2/14
FTA	4 at Tennessee, 3/2/14
FT %	1.000 (4-4) at Tennessee, 3/2/14
Reb	6 at Arkansas, 1/2/14
Off Reb	2 vs. Arkansas, 1/2/14
Stl	5 vs. Elon, 11/9/12
Asst	3, 5x, last vs. UNC Asheville, 3/17/17
Min	30 at Arkansas, 1/2/14

Allisha Gray

Pts	24 at Ohio State, 11/14/16
FG	11 vs. UNC Asheville, 3/17/17
FGA	18 at Ohio State, 11/14/16
FG %	.875 (7-8) at LSU, 1/15/17
3FG	4, 2x, last at Florida, 1/8/17
3FGA	10 vs. Minnesota, 12/11/16
3FG %	1.000 (2-2) at LSU, 1/15/17
FT	7 vs. Kentucky, 2/26/17
FTA	9 vs. Kentucky, 2/26/17
FT %	1.000 (5-5) at LSU, 1/15/17
Reb	12 vs. UNC Asheville, 3/17/17
Off Reb	7 vs. UNC Asheville, 3/17/17
Blk	3 at LSU, 1/15/17
Stl	5 at Savannah State, 12/21/16
Asst	7 vs. Minnesota, 12/11/16
Min	38, 4x, last at UConn, 2/13/17

Tyasha Harris

Pts	16 vs. Florida State, 3/27/17
FG	5, 2x, last vs. Florida State, 3/27/17
FGA	11 at UConn, 2/13/17
FG %	1.000 (3-3) vs. Kentucky, 2/26/17
3FG	3, 2x, last vs. Georgia, 1/12/17
3FGA	8 at UConn, 2/13/17
3FG %	.750 (3-4) vs. Minnesota, 12/11/16
FT	6, 2x, last vs. Kentucky, 1/26/17
FTA	8, 2x, last vs. Kentucky, 2/26/17
FT %	.750 (6-8), 2x, last vs. Kentucky, 2/26/17
Reb	6 vs. Florida State, 3/27/17
Stl	4 vs. Georgia, 1/12/17
Asst	8 vs. Kentucky, 2/26/17
Min	38 vs. Tennessee, 1/30/17

Mikiah Herbert Harrigan

Pts	17 vs. Kentucky, 3/4/17
FG	7 vs. Kentucky, 3/4/17
FGA	11, 2x, last at Texas A&M, 2/23/17
FG %	1.000 (5-5) vs. Vanderbilt, 2/16/17
3FGA	2 vs. Saint Peter's, 11/22/16
FT	5 vs. Louisville, 11/27/16
FTA	5, 2x, last vs. Louisville, 11/27/16
FT %	1.000 (5-5) vs. Louisville, 11/27/16
Reb	10 vs. Georgia, 3/3/17
Off Reb	4 vs. Hampton, 11/20/16
Def Reb	7 vs. Georgia, 3/3/17
Blk	4 vs. Alabama, 1/1/17
Stl	2 vs. Saint Peter's, 11/22/16
Asst	2, 4x, vs. Minnesota, 12/11/16
Min	26 vs. Quinnipiac, 3/25/17

Victoria Patrick

Pts	4, 2x, last at Savannah State, 12/21/16
FG	1, 10x, last vs. Quinnipiac, 3/25/17
FGA	6 vs. UNC Asheville, 3/17/17
3FG	1, 9x, last vs. Quinnipiac, 3/25/17
3FGA	5 vs. UNC Asheville, 3/17/17
FT	1, 3x, last vs. Alabama, 1/1/17
FTA	3 at Savannah State, 12/21/16
Reb	2, 4x, last vs. Vanderbilt, 2/16/17
Off Reb	1, 3x, last vs. Vanderbilt, 2/16/17
Stl	2 vs. Saint Peter's, 11/22/16
Asst	2 at Savannah State, 12/21/16
Min	15, 3x, last vs. UNC Asheville, 3/17/17

A'ja Wilson

Pts	31 at Texas, 12/1/16
FG	12 at Texas, 12/1/16
FGA	19, 2x, last vs. Texas A&M, 1/17/16
FG %	.875 (7-8) vs. Maine, 11/21/16
FT	14 vs. Hampton, 11/20/16
FTA	15 vs. LSU, 2/12/15
FT %	1.000 (14-14) vs. Hampton, 11/20/16
Reb	19, 2x, last vs. Stanford, 3/31/17
Off Reb	8 vs. Stanford, 3/31/17
Def Reb	14 at Kentucky, 3/1/15
Blk	8, 2x, last vs. Texas A&M, 1/17/16
Stl	5 vs. Vanderbilt, 2/16/17
Asst	5 vs. Louisville, 11/27/16
Min	39 at Texas A&M, 1/31/16

The Last Time...

Individual

Scored 50 Points

South Carolina 51, Jocelyn Penn vs. Stetson, 1/4/03
Opponent Never

Scored 40 Points

South Carolina 51, Jocelyn Penn vs. Stetson, 1/4/03
Opponent 46, Cornelia Gayden, LSU, 1/14/95

Scored 30 Points

South Carolina 31, A'ja Wilson at Texas, 12/1/16
Opponent 31, Makayla Epps, Kentucky, 3/4/17

Grabbed 20 Rebounds

South Carolina 25, Kelsey Bone vs. Boston University, 12/28/09
Opponent 22, Monique Billings, UCLA, 12/18/16

Grabbed 15 Rebounds

South Carolina 19, A'ja Wilson vs. Stanford, 3/31/17
Opponent 22, Monique Billings, UCLA, 12/18/16

Two Players with 20 or More Points

South Carolina Kaela Davis 28/A'ja Wilson 24 vs. Quinnipiac, 3/25/17
Opponent Makayla Epps 31/Evelyn Akhator 24, Kentucky, 3/4/17

Two Players with 10 or More Rebounds

South Carolina A'ja Wilson 15/Kaela Davis 11 at Texas A&M, 2/23/17
Opponent Erica McCall 14/Alanna Smith 12 vs. Stanford, 3/31/17

Had 10 Assists

South Carolina 10, Tina Roy vs. Savannah State, 12/14/14
Opponent 10, Curtyce Knox, at Texas A&M, 2/23/17

Had Five Steals

South Carolina 6, Bianca Cuevas-Moore at Texas A&M, 2/23/17
Opponent 5, Leaonna Odom, at Duke, 12/4/16

Had Five Blocked Shots

South Carolina 7, A'ja Wilson vs. Georgia, 3/3/17
Opponent 6, Kelsey Lang, at Texas, 12/1/16

Had a Double-Double

South Carolina A'ja Wilson (13 pts/19 rebs) vs. Stanford, 3/31/17
Opponent Erica McCall (14 pts/14 rebs)/Alanna Smith (14 pts/2 rebs) vs. Stanford, 3/31/17

Two Players had a Double-Double

South Carolina Alaina Coates (14 pts/13 rebs)/A'ja Wilson (23 pts/13 rebs) at Florida, 1/8/17
Opponent Erica McCall (14 pts/14 rebs)/Alanna Smith (14 pts/2 rebs) vs. Stanford, 3/31/17

Three Players had a Double-Double

South Carolina Ashley Bruner (16 pts/12 rebs)/Aleighsa Welch (16 pts/ 11 rebs)/Elem Ibiham (12 pts/10 rebs) vs. Kansas, 3/25/13
Opponent Merlakia Jones (26 pts/10 rebs)/Takilya Davis (19 pts/13 rebs)/DeLisha Milton (14 pts/15 rebs), at Florida, 2/20/94

Had a Triple-Double

South Carolina Alaina Coates (29 pts/16 rebs/10 blks) vs. Winthrop, 12/13/15
Opponent Never

Team

Scored 100 Points

South Carolina 100 vs. Quinnipiac, 3/25/17
Opponent 103, Clemson, 11/21/03

Won by 30 or More Points

South Carolina 100-58 (42) vs. Quinnipiac, 3/25/17
Opponent 66-34 (32), Georgia, 3/4/11

Shot 65% or Better from the Field

South Carolina .652 (45-69) vs. East Tennessee State, 12/19/00
Opponent Never

Shot 60% or Better from the Field

South Carolina .610 (36-59) vs. Quinnipiac, 3/25/17
Opponent .604 (29-48), Vanderbilt, 1/18/01

Shot 50% or Better from the Field

South Carolina .578 (26-45) vs. Florida State, 3/27/17
Opponent .500 (30-60) at Duke, 12/4/16

No Players in Double-Figure Points

South Carolina at Auburn, 1/19/12
Opponent Arkansas, 1/3/16

Five Players in Double-Figure Points

South Carolina vs. Kentucky, 2/26/17
Opponent Arkansas, 2/14/10

More Than Five Players in Double-Figure Points

South Carolina 6 vs. Syracuse, 3/22/15
Opponent 6 at Georgia, 2/13/03

Faced AP Top-25 Opponent

Win 95-87 vs. No. 22 Kentucky, 2/26/17
Loss 89-77 vs. No. 20 Kentucky, 3/4/17

Faced AP Top-10 Opponent

Win 62-52 vs. No. 6 Stanford, 3/31/17
Loss 61-73 at No. 10 Tennessee, 3/2/14

Faced AP Top-5 Opponent

Win 64-61 vs. No. 4 Mississippi State, 1/23/17
Loss 65-66 vs. No. 2 Notre Dame, 4/5/15

Faced AP No. 1 Team

Win Never
Loss 55-66 at No. 1 UConn, 2/13/17

Overtime Game

Win 58-55 vs. Drexel, 11/28/12
Loss 65-57 at Texas A&M, 1/16/14

Double-Overtime Game

Win 92-91 at Florida State, 2/4/91
Loss 92-94 at Clemson, 11/19/09

South Carolina Was Ranked (AP Poll)

No. 1 2/9/15
Top 5 No. 3, 3/13/17
Top 10 No. 7, 2/20/17
Top 25 No. 13, 12/30/13

South Carolina Single-Quarter Records

Italics indicates set in 2016-17

TEAM

Scoring

Most	Points
1. vs. Saint Peter's, 11/22/16, 1st qtr.	37
2. vs. Arkansas, 1/3/16, 2nd qtr.	35
3. vs. Minnesota, 12/11/16, 2nd qtr.	33
4. vs. Hampton, 11/20/16, 2nd qtr.	32
5. vs. Quinnipiac, 3/25/17, 3rd qtr.	31

Fewest	Points
1. vs. Stanford, 3/31/17, 2nd qtr.	6
vs. UCLA, 12/18/16, 1st qtr.	6
3. at Mississippi State, 1/24/16, 1st qtr.	7
4. vs. Saint Peter's, 11/22/16, 4th qtr.	8
vs. UConn, 2/8/16, 3rd qtr.	8
vs. UConn, 2/8/16, 1st qtr.	8
at Texas A&M, 1/31/16, 2nd qtr.	8
at Tennessee, 2/15/16, 1st qtr.	8
at Kentucky, 1/14/16, 1st qtr.	8

Fewest Allowed	Points
1. vs. Mississippi State, 3/5/17, 4th qtr.	4
vs. Saint Peter's, 11/22/16, 4th qtr.	4
vs. Hampton, 11/20/16, 4th qtr.	4
vs. Georgia, 2/18/16, 2nd qtr.	4
5. vs. Maine, 11/21/16, 1st qtr.	5
vs. Auburn, 3/4/16, 2nd qtr.	5
at Ole Miss, 2/25/16, 2nd qtr.	5
at Auburn, 1/21/16, 2nd qtr.	5
vs. Missouri, 1/10/16, 1st qtr.	5

Most Allowed	Points
1. vs. Kentucky, 2/26/17, 4th qtr.	32
2. vs. Syracuse, 3/25/16, 4th qtr.	30
3. vs. Ohio State, 11/13/15, 1st qtr.	26
4. vs. Arizona State, 3/19/17, 2nd qtr.	24
vs. Kentucky, 3/4/17, 3rd qtr.	24
vs. Tennessee, 1/30/17, 4th qtr.	24
vs. Georgia, 2/18/16, 4th qtr.	24
vs. Missouri, 1/10/16, 4th qtr.	24

Margin of Difference

Lead	Score	Margin
1. vs. Arkansas, 1/3/16, 2nd qtr.	35-9	+26
2. vs. Saint Peter's, 11/22/16, 1st qtr.	37-12	+25
3. at Auburn, 1/5/17, 1st qtr.	29-6	+23
4. vs. Arkansas, 1/3/16, 3rd qtr.	29-7	+22
5. vs. Winthrop, 12/13/15, 1st qtr.	26-7	+19
at Clemson, 11/18/15, 3rd qtr.	27-8	+19

Deficit	Score	Margin
1. vs. Syracuse, 3/25/16, 4th qtr.	16-30	-14
2. vs. Stanford, 3/31/17, 2nd qtr.	17-6	-11
vs. UConn, 2/8/16, 3rd qtr.	8-19	-11
at Texas A&M, 1/31/16, 2nd qtr.	8-19	-11
5. vs. Arizona State, 3/19/17, 2nd qtr.	14-24	-10
vs. Georgia, 1/12/17, 2nd qtr.	10-20	-10

Field Goals

Made	FGM
1. vs. Saint Peter's, 11/22/16, 1st qtr.	15
2. vs. Arkansas, 1/3/16, 2nd qtr.	14
3. vs. Quinnipiac, 3/25/17, 3rd qtr.	13
vs. Kentucky, 3/4/17, 1st qtr.	13
5. vs. Minnesota, 12/11/16, 3rd qtr.	12
vs. Minnesota, 12/11/16, 2nd qtr.	12
vs. Ohio State, 11/13/15, 4th qtr.	12
vs. UNCG, 11/15/15, 3rd qtr.	12

Attempts	FGA
1. at Auburn, 1/5/17, 1st qtr.	22
2. vs. Vanderbilt, 2/16/17, 1st qtr.	21
vs. Tennessee, 1/30/17, 1st qtr.	21
vs. Minnesota, 12/11/16, 1st qtr.	21
vs. Saint Peter's, 11/22/16, 1st qtr.	21
vs. Kentucky, 3/5/16, 1st qtr.	21
vs. Ole Miss, 1/28/16, 1st qtr.	21
vs. Ohio State, 11/13/15, 4th qtr.	21

Highest Percentage	FGM-A	Pct
1. vs. Kentucky, 3/5/16, 4th qtr.	11-13	.846
2. vs. Quinnipiac, 3/25/17, 3rd qtr.	13-16	.813
3. vs. Hampton, 12/16/15, 3rd qtr.	8-10	.800
4. vs. LSU, 2/28/16, 2nd qtr.	7-9	.778
5. at Clemson, 11/18/15, 3rd qtr.	9-12	.750

Lowest Percentage	FGM-A	Pct
1. vs. Georgia, 1/12/17, 2nd qtr.	1-12	.083
2. vs. UCLA, 12/18/16, 1st qtr.	2-15	.133
3. vs. Stanford, 3/31/17, 2nd qtr.	2-14	.143
4. vs. UConn, 2/8/16, 3rd qtr.	3-17	.176
5. vs. Georgia, 2/18/16, 1st qtr.	2-11	.182
at Mississippi State, 1/24/16, 1st qtr.	2-11	.182

Lowest %age Allowed	FGM-A	Pct
1. vs. Vanderbilt, 2/16/17, 4th qtr.	1-16	.063
2. vs. UNC Asheville, 3/17/17, 3rd qtr.	1-15	.067
3. at Florida, 1/8/17, 2nd qtr.	1-14	.071
4. at Auburn, 1/5/17, 4th qtr.	1-12	.083
5. at Ole Miss, 2/25/16, 2nd qtr.	2-18	.111
vs. Missouri, 1/0/16, 1st qtr.	2-18	.111

Highest %age Allowed	FGM-A	Pct
1. at LSU, 1/15/17, 2nd qtr.	9-12	.750
2. vs. Quinnipiac, 3/25/17, 2nd qtr.	8-11	.727
3. vs. Tennessee, 1/30/17, 4th qtr.	9-13	.692
vs. Mississippi St., 1/23/17, 2nd qtr.	9-13	.692
5. vs. Kentucky, 3/4/17, 1st qtr.	10-16	.625

Rebounding

Total	Rebs
1. at Ohio state, 11/14/16, 1st qtr.	26
2. vs. Clemson, 12/15/16, 2nd qtr.	18
vs. Kansas State, 3/20/16, 3rd qtr.	18
at Alabama, 2/22/16, 4th qtr.	18
5. at Florida, 1/18/17, 2nd qtr.	17
vs. Clemson, 12/15/16, 4th qtr.	17
vs. Louisville, 11/27/16, 3rd qtr.	17
vs. Hampton, 11/20/16, 4th qtr.	17
vs. Ohio State, 11/13/15, 3rd qtr.	17

Margin	Rebs	Margin
1. at Alabama, 2/22/16, 4th qtr.	18-3	+15
2. vs. Clemson, 12/15/16, 2nd qtr.	18-4	+14
3. vs. Saint Peter's, 11/22/16, 1st qtr.	16-3	+13
vs. Hampton, 12/16/15, 4th qtr.	15-2	+13
5. vs. Quinnipiac, 3/25/17, 1st qtr.	22-7	+11
vs. Mississippi State, 3/5/17, 4th qtr.	16-5	+11
at Ohio State, 11/14/16, 1st qtr.	20-9	+11
vs. Kansas State, 3/20/16, 3rd qtr.	18-7	+11
vs. Hampton, 12/16/15, 2nd qtr.	16-5	+11

INDIVIDUAL

Scoring

Most	Points
1. Kaela Davis at Auburn, 1/5/17, 1st qtr.	19
2. Kaela Davis vs. Quinnipiac, 3/25/17, 3rd qtr.	15
Tina Roy vs. Arkansas, 1/3/16, 3rd qtr.	15
4. Kaela Davis vs. Minnesota, 12/11/16, 2nd qtr.	14
Tina Roy vs. Syracuse, 3/25/16, 2nd qtr.	14

Rebounding

Most	Rebs
1. Alaina Coates at Arkansas, 2/5/17, 1st qtr.	9
Alaina Coates at Georgia, 1/26/17, 2nd qtr.	9
3. A'ja Wilson vs. Stanford, 3/31/17, 3rd qtr.	8
A'ja Wilson vs. Mississippi State, 3/5/17, 4th qtr.	8
Alaina Coates vs. Georgia, 1/12/17, 1st qtr.	8
A'ja Wilson at Florida, 1/8/17, 2nd qtr.	8
A'ja Wilson vs. UCLA, 12/18/16, 4th qtr.	8
Alaina Coates vs. Louisville, 11/27/16, 3rd qtr.	8
Alaina Coates vs. Hampton, 11/20/16, 3rd qtr.	8
Alaina Coates vs. Ole Miss, 1/28/16, 2nd qtr.	8

Staley Era Team Records

Italics indicates set in 2016-17

Scoring

Most	Points
1. vs. Savannah State, 12/14/14	111
2. at Alabama, 1/8/15	102
3. vs. <i>Quinnipiac</i> , 3/25/17	100
4. vs. Clemson, 11/20/14	99
vs. Ole Miss, 1/30/14	99
vs. Charleston Southern, 11/9/13	99

Fewest	Points
1. at Stanford, 11/26/10	32
2. vs. Georgia, 3/4/11	34
3. vs. Mississippi State, 3/5/09	39
4. at Georgia, 1/13/13	40
5. at Mississippi State, 2/26/09	41

Fewest Allowed	Points
1. vs. South Carolina State, 12/14/11	21
2. vs. Presbyterian, 11/27/11	24
3. vs. NC Central, 12/1/14	26
vs. SC State, 12/22/13	26
5. vs. NC Central, 12/2/13	27

Most Allowed	Points
1. at Clemson, 11/19/09	94
2. vs. North Carolina, 12/20/09	93
3. vs. <i>Kentucky</i> , 2/26/17	87
at Connecticut, 2/9/15	87
5. vs. Xavier, 11/12/10	84

Margin of Outcome

Victory	Score	Margin
1. vs. Charleston Southern, 11/8/13	99-29	+70
2. vs. NC Central, 12/1/14	90-26	+64
3. vs. Savannah State, 12/14/14	111-49	+62
4. vs. Clemson, 11/20/14	99-41	+58
5. vs. <i>Saint Peter's</i> , 11/22/16	93-38	+55

Defeat	Score	Margin
1. at Stanford, 11/26/10	32-70	-38
2. vs. Georgia, 3/4/11	34-66	-32
3. vs. Stanford, 12/19/08	47-78	-31
4. at Penn State, 11/21/10	48-78	-30
5. vs. Connecticut, 12/28/08	48-77	-29

Field Goals

Made	FGM
1. vs. Charleston Southern, 11/8/13	39
2. vs. <i>Minnesota</i> , 12/11/16	38
vs. Savannah State, 12/14/14	38
vs. Clemson, 11/20/14	38
5. vs. <i>UNC Asheville</i> , 3/17/17	37
vs. <i>Saint Peter's</i> , 11/22/16	37
vs. Kentucky, 3/5/16	37
at Alabama, 1/8/15	37
vs. Central Michigan, 12/20/14	37

Attempts	FGA
1. vs. Penn State, 11/20/11	76
2. at Clemson, 11/19/09	74
3. vs. Tennessee, 1/20/11	73
4. vs. <i>Minnesota</i> , 12/11/16	72
vs. Central Michigan, 12/20/14	72
vs. Clemson, 11/20/14	72
vs. Kansas, 3/25/13	72

Highest Percentage (Min. 40 FGA)	FGM-A	Pct
1. vs. Savannah State, 3/20/15	34-53	.642
2. at Alabama, 1/8/15	37-58	.638
3. vs. <i>Kentucky</i> , 2/26/17	34-55	.618
4. vs. <i>Quinnipiac</i> , 3/25/17	36-59	.610
5. vs. Florida State, 3/29/15	30-49	.612

Lowest Percentage (Min. 40 FGA)	FGM-A	Pct
1. at Stanford, 11/26/10	12-55	.218
2. vs. Georgia, 3/4/11	12-52	.231
3. at Florida, 1/20/13	15-64	.234
4. at Kentucky, 2/5/09	13-55	.236
5. at Georgia, 1/2/11	13-54	.241

Lowest %age Allowed (Min. 40 FGA)	FGM-A	Pct
1. vs. South Carolina State, 12/14/11	6-48	.125
2. vs. NC Central, 12/2/13	8-50	.160
3. vs. Charleston Southern, 11/8/13	10-54	.185
4. vs. Arkansas, 3/6/15	11-57	.193
vs. Hampton, 11/22/12	11-57	.193

Highest %age Allowed (Min. 40 FGA)	FGM-A	Pct
1. vs. Connecticut, 12/28/08	35-62	.565
vs. Florida, 1/9/11	26-46	.565
3. vs. Xavier, 11/12/10	34-61	.557
4. at Connecticut, 2/9/15	31-56	.554
5. at Kentucky, 1/13/11	30-55	.545

3-Point Field Goals

Made	3FGM
1. vs. <i>Minnesota</i> , 12/11/16	16
2. at <i>Auburn</i> , 1/5/17	14
3. vs. Kentucky, 3/5/16	12
4. vs. Arkansas, 1/3/16	11
at Alabama, 1/8/15	11

Attempts	3FGA
1. vs. <i>Minnesota</i> , 12/11/16	33
2. vs. Syracuse, 3/25/16	32
3. vs. Penn State, 11/20/11	29
4. at <i>Auburn</i> , 1/5/17	28
vs. College of Charleston, 11/14/13	28
vs. North Carolina, 12/19/10	28

Percentage (Min. 5 3FGA)	3FGM-A	Pct
1. vs. Oregon State, 3/25/14	4-6	.667
vs. Ole Miss, 1/30/14	4-6	.667
vs. Savannah State, 12/28/13	4-6	.667
vs. Western Carolina, 12/29/12	6-9	.667
at Alabama, 1/10/10	8-12	.667
vs. Charlotte, 12/21/08	8-12	.667

Free Throws

Made	FTM
1. vs. Savannah State, 12/14/14	34
vs. Oregon State, 3/25/14	34
3. vs. Missouri, 1/10/16	32
vs. Ole Miss, 1/30/14	32
at Mississippi State, 1/6/12	32

Attempts	FTA
1. at Mississippi State, 1/6/13	50
2. vs. Savannah State, 12/28/13	48
3. vs. Savannah State, 12/14/14	47
4. vs. Missouri, 2/2/14	46
5. vs. Seton Hall, 11/17/13	44
vs. South Carolina State, 12/21/12	44

Percentage (Min. 10 FTA)	FTM-A	Pct
1. vs. <i>Quinnipiac</i> , 3/25/17	18-19	.947
2. at <i>Texas A&M</i> , 2/23/17	15-16	.923
3. vs. Alabama, 1/19/14	10-11	.909
4. at <i>Arkansas</i> , 2/5/17	18-20	.900
5. vs. Auburn, 1/2/09	23-26	.885

Rebounding

Total	Rebs
1. vs. College of Charleston, 11/14/13	62
2. at Florida, 1/20/13	59
3. at Alabama, 2/22/16	58
4. vs. Hampton, 11/22/12	57
5. vs. Savannah State, 12/14/14	56

Margin	Rebs	Margin
1. vs. Savannah State, 12/14/14	56-21	+35
2. vs. Hampton, 12/16/15	52-19	+33
3. at Alabama, 2/7/13	53-24	+29
4. at Alabama, 2/22/16	58-31	+28
vs. Hampton, 12/17/14	48-21	+27

Offensive	Off. Rebs
1. vs. Elon, 11/9/12	29
2. vs. College of Charleston, 11/23/11	27
3. vs. Kansas, 3/25/13	26
at Florida, 1/20/13	26
5. vs. Savannah State, 11/15/12	25
vs. Penn State, 11/20/11	25
at Penn State, 11/21/10	25

Turnovers

Fewest	TOs
1. at Tennessee, 2/2/12	4
2. vs. <i>UNC Asheville</i> , 3/17/17	5
vs. <i>Vanderbilt</i> , 2/16/17	5
vs. CSU Bakersfield, 11/28/15	5
at Clemson, 11/18/15	5
vs. Syracuse, 11/28/14	5
vs. Tennessee, 2/23/15	5
at Missouri, 2/28/13	5
vs. Georgia, 3/2/12	5
vs. Ole Miss, 3/3/11	5

Most	TOs
1. at Wake Forest, 12/3/08	32
2. at Ole Miss, 2/25/16	29
vs. Hampton, 11/22/12	29
vs. Kentucky, 1/15/12	29
4. at Kentucky, 1/13/11	28

Assists

1. vs. <i>Minnesota</i> , 12/11/16	29
2. vs. NC Central, 12/1/14	26
3. vs. Winthrop, 12/13/15	25
vs. UNCG, 11/15/15	25
vs. San Diego State, 11/23/14	25
vs. Clemson, 11/20/14	25
vs. Alabama, 1/19/14	25
vs. Charleston Southern, 11/8/13	25

Steals

1. vs. NC Central, 12/1/14	21
vs. Furman, 12/11/11	21
3. vs. San Diego State, 11/23/14	18
4. vs. <i>Saint Peter's</i> , 11/22/16	17
vs. Charleston Southern, 11/8/13	17

Blocked Shots

1. vs. Winthrop, 12/13/15	16
2. vs. Arkansas, 3/6/15	15
3. at Mississippi State, 2/6/14	14
vs. Kentucky, 1/9/14	14
5. at Kentucky, 3/1/15	12
vs. Charleston Southern, 11/8/13	12

Gamecock Individual Record Book Updates

Italics indicates current student-athlete

Scoring

Total Career Points	Gms	Points
1. Sheila Foster (1979-82)	134	2266
2. Shannon Johnson (1993-96)	109	2230
3. Brantley Southers (1982-86)	120	1982
4. Jocelyn Penn (1999-2003)	117	1939
5. Tiffany Mitchell (2013-16)	139	1885
6. Schonna Banner (1987-90)	125	1791
7. Martha Parker (1986-89)	124	1728
8. Karen Middleton (1988-91)	128	1714
9. Evelyn Johnson (1980-83)	113	1620
10. <i>Alaina Coates (2014-17)</i>	<i>133</i>	<i>1603</i>

Career Field Goal Percentage	FGM-A	Pct.
1. <i>Alaina Coates (2014-17)</i>	<i>597-963</i>	<i>.620</i>
2. Jocelyn Penn (2012-15)	757-1277	.593
3. Aleighsa Welch (2012-15)	560-970	.577
4. Beth Hunt (1989-90)	558-967	.577
5. Schonna Banner (1987-90)	775-1426	.543

SEC Career Points	Gms	Points
1. Tiffany Mitchell (2013-16)	64	862
2. Shannon Johnson (1993-96)	44	836
3. Jocelyn Penn (1999-2003)	55	807
4. <i>A'ja Wilson (2015-present)</i>	<i>46</i>	<i>733</i>
5. Annie Lester (1997-2000)	54	731
6. <i>Alaina Coates (2014-17)</i>	<i>52</i>	<i>727</i>

SEC Single-Season Points	Gms	Points
1. Jocelyn Penn (2002-03)	13	280
2. Annie Lester (1997-98)	14	267
3. Shannon Johnson (1993-94)	11	262
4. <i>A'ja Wilson (2015-16)</i>	<i>16</i>	<i>260</i>
5. <i>A'ja Wilson (2016-17)</i>	<i>14</i>	<i>255</i>

Total Career Free Throws Made	Gms	Rebs
1. Shannon Johnson (1993-96)	109	478
2. Martha Parker (1986-89)	124	473
3. Tiffany Mitchell (2013-16)	139	447
4. Sheila Foster (1979-82)	134	418
5. Jocelyn Penn (1999-03)	117	411
6. <i>Alaina Coates (2014-17)</i>	<i>133</i>	<i>409</i>
7. <i>A'ja Wilson (2015-present)</i>	<i>104</i>	<i>406</i>

Total Career Free Throw Attempts	Gms	Rebs
1. Shannon Johnson (1993-96)	109	679
2. Martha Parker (1986-89)	124	641
3. Sheila Foster (1979-82)	134	624
4. <i>Alaina Coates (2014-17)</i>	<i>133</i>	<i>638</i>
5. Jocelyn Penn (1999-03)	117	604
6. Tiffany Mitchell (2013-16)	139	578
7. <i>A'ja Wilson (2015-present)</i>	<i>104</i>	<i>575</i>
8. Aleighsa Welch (2012-15)	137	545

Rebounding

Total Career Rebounds	Gms	Rebs
1. Sheila Foster (1979-82)	134	1427
2. <i>Alaina Coates (2014-17)</i>	<i>133</i>	<i>1230</i>
3. Marsha Williams (1990-93)	116	1026
4. Aleighsa Welch (2012-15)	137	956
5. Schonna Banner (1987-90)	125	901

Total Career Offensive Rebounds	Gms	DR
1. Aleighsa Welch (2012-15)	137	449
2. Marsha Williams (1990-93)	116	427
3. <i>Alaina Coates (2014-17)</i>	<i>133</i>	<i>380</i>
4. Annie Lester (1997-2000)	110	348
5. Jocelyn Penn (1999-03)	117	345

Total Career Defensive Rebounds	Gms	DR
1. <i>Alaina Coates (2014-17)</i>	<i>133</i>	<i>850</i>
2. Marsha Williams (1990-93)	116	599
3. Petra Ujhelyi (2000-03)	119	579
4. <i>A'ja Wilson (2015-present)</i>	<i>104</i>	<i>539</i>
5. Aleighsa Welch (2012-15)	137	507

SEC Career Rebounds	Gms	Rebs
1. <i>Alaina Coates (2014-17)</i>	<i>62</i>	<i>599</i>
2. Aleighsa Welch (2012-15)	62	430
3. Annie Lester (1997-2000)	54	376
4. <i>A'ja Wilson (2015-present)</i>	<i>46</i>	<i>374</i>
5. Petra Ujhelyi (2000-03)	56	363

SEC Career Defensive Rebounds	Gms	Rebs
1. <i>Alaina Coates (2014-17)</i>	<i>62</i>	<i>437</i>
2. <i>A'ja Wilson (2015-present)</i>	<i>46</i>	<i>250</i>
3. Petra Ujhelyi (2000-03)	56	249
4. Aleighsa Welch (2012-15)	62	240
5. Iva Sliskovic (2004-07)	56	210
Annie Lester (1997-2000)	54	210

Total Single-Season Defensive Rebs.	Gms	DR
1. <i>Alaina Coates (2015-16)</i>	<i>34</i>	<i>253</i>
2. Beth Hunt (1989-90)	33	230
3. <i>Alaina Coates (2016-17)</i>	<i>28</i>	<i>208</i>
4. <i>Alaina Coates (2013-14)</i>	<i>34</i>	<i>203</i>
5. <i>A'ja Wilson (2015-16)</i>	<i>33</i>	<i>199</i>

SEC Single-Season Rebounds	Gms	Rebs
1. <i>Alaina Coates (2015-16)</i>	<i>16</i>	<i>177</i>
2. <i>Alaina Coates (2016-17)</i>	<i>15</i>	<i>166</i>
3. Kelsey Bone (2009-10)	16	138
4. <i>A'ja Wilson (2015-16)</i>	<i>16</i>	<i>136</i>
<i>Alaina Coates (2013-14)</i>	<i>16</i>	<i>136</i>

SEC Single-Season Defensive Rebs.	Gms	DR
1. <i>Alaina Coates (2015-16)</i>	<i>16</i>	<i>140</i>
2. <i>Alaina Coates (2016-17)</i>	<i>15</i>	<i>123</i>
3. <i>Alaina Coates (2013-14)</i>	<i>16</i>	<i>100</i>
4. Kelsey Bone (2009-10)	16	99
5. <i>A'ja Wilson (2015-16)</i>	<i>16</i>	<i>93</i>

Double-Doubles

Total Career	Gms	Tot.
1. Sheila Foster (1979-82)	134	72
2. <i>Alaina Coates (2014-17)</i>	<i>133</i>	<i>57</i>
3. Marsha Williams (1990-93)	116	44
4. Denise Nanney (1975-77)	78	42
5. Katrina Anderson (1978-79)	71	41
6. Sharon Gilmore (1983-86)	110	32
7. Brantley Southers (1982-86)	120	29
8. <i>A'ja Wilson (2015-present)</i>	<i>104</i>	<i>29</i>
9. Beth Hunt (1989-90)	63	27
10. Schonna Banner (1987-90)	125	25

SEC Career	Gms	Tot.
1. <i>Alaina Coates (2014-17)</i>	<i>62</i>	<i>27</i>
2. <i>A'ja Wilson (2015-present)</i>	<i>46</i>	<i>13</i>
3. Marsha Williams (1992-93)	22	11
4. Aleighsa Welch (2012-15)	62	10
Annie Lester (1997-2000)	54	10

Single-Season	Gms	Tot.
1. Katrina Anderson (1977-78)	34	25
2. Sheila Foster (1980-81)	34	23
3. Denise Nanney (1974-75)	30	22
4. <i>Alaina Coates (2015-16)</i>	<i>35</i>	<i>20</i>
Sheila Foster (1981-82)	31	20
Sheila Foster (1979-80)	36	20
7. Marsha Williams (1991-92)	28	17
8. Katrina Anderson (1978-79)	37	16
9. <i>Alaina Coates (2016-17)</i>	<i>28</i>	<i>15</i>
Beth Hunt (1989-90)	33	15

SEC Single-Season	Gms	Tot.
1. <i>Alaina Coates (2015-16)</i>	<i>16</i>	<i>10</i>
2. <i>Alaina Coates (2016-17)</i>	<i>15</i>	<i>7</i>
3. Marsha Williams (1991-92)	11	6
4. <i>A'ja Wilson (2016-17)</i>	<i>14</i>	<i>5</i>
<i>A'ja Wilson (2015-16)</i>	<i>16</i>	<i>5</i>
Alaina Coates (2014-15)	15	5
Alaina Coates (2013-14)	16	5
Aleighsa Welch (2013-14)	16	5
Annie Lester (1997-98)	14	5
Marsha Williams (1992-93)	11	5

Blocks

Total Career	Gms	Blocks
1. <i>A'ja Wilson (2015-present)</i>	<i>104</i>	<i>254</i>
2. <i>Alaina Coates (2014-17)</i>	<i>133</i>	<i>210</i>
3. Lakesha Tolliver (2004-07)	112	177
4. Elem Ibiam (2012-15)	126	164
5. Michelle Murray (1990-93)	96	148

SEC Career	Gms	Blocks
1. <i>A'ja Wilson (2015-present)</i>	<i>46</i>	<i>116</i>
2. <i>Alaina Coates (2014-17)</i>	<i>62</i>	<i>92</i>
3. Aleisha Welch (201-15)	62	73
Petra Ujhelyi (2000-03)	56	72
5. Elem Ibiam (2012-15)	57	69

Total Single-Season	Gms	Blocks
1. <i>A'ja Wilson (2015-16)</i>	<i>32</i>	<i>103</i>
2. <i>A'ja Wilson (2016-17)</i>	<i>34</i>	<i>86</i>
3. Elem Ibiam (2013-14)	34	83
4. <i>Alaina Coates (2013-14)</i>	<i>34</i>	<i>73</i>
5. <i>A'ja Wilson (2014-15)</i>	<i>37</i>	<i>65</i>

SEC Single-Season	Gms	Blocks
1. <i>A'ja Wilson (2015-16)</i>	<i>16</i>	<i>53</i>
2. Elem Ibiam (2013-14)	16	44
3. <i>Alaina Coates (2013-14)</i>	<i>16</i>	<i>35</i>
4. <i>A'ja Wilson (2014-15)</i>	<i>16</i>	<i>32</i>
5. <i>A'ja Wilson (2016-17)</i>	<i>14</i>	<i>31</i>
Aleighsa Welch (2013-14)	16	31



2016-17 South Carolina Basketball
#3/4 South Carolina Combined Team Statistics (as of Mar 31, 2017)
All games



RECORD:	OVERALL	HOME	AWAY	NEUTRAL
ALL GAMES	32-4	15-1	10-3	7-0
CONFERENCE	14-2	7-1	7-1	0-0
NON-CONFERENCE	18-2	8-0	3-2	7-0

##	Player	gp-gs	min	Total		3-Point		F-Throw		Rebounds			avg	pf	dq	a	to	blk	stl	pts	avg			
				fg-fga	fg%	3fg-fga	3fg%	ft-fga	ft%	off	def	tot												
22	WILSON, A'ja	34-34	961	28.3	224-381	.588	0-1	.000	155-211	.735	89	175	264	7.8	76	1	50	68	86	41	603	17.7		
10	GRAY, Allisha	36-35	1033	28.7	175-342	.512	37-116	.319	82-112	.732	69	105	174	4.8	77	1	91	49	21	47	469	13.0		
41	COATES, Alaina	28-27	749	26.8	140-209	.670	0-0	.000	82-126	.651	92	208	300	10.7	66	1	45	39	39	32	362	12.9		
03	DAVIS, Kaela	36-35	1000	27.8	161-428	.376	59-167	.353	80-99	.808	34	106	140	3.9	85	1	82	82	1	34	461	12.8		
01	CUEVAS-MOORE, Bia	36-18	835	23.2	99-254	.390	37-99	.374	67-85	.788	15	52	67	1.9	53	0	67	54	2	59	302	8.4		
52	HARRIS, Tyasha	36-26	936	26.0	73-171	.427	26-78	.333	31-46	.674	5	65	70	1.9	56	0	115	55	7	36	203	5.6		
21	HERBERT HARRIGAN	36-3	600	16.7	71-151	.470	1-4	.250	36-51	.706	40	80	120	3.3	55	2	19	43	39	14	179	5.0		
04	CLINEY, Doniyah	36-1	657	18.3	35-84	.417	7-24	.292	27-48	.563	42	65	107	3.0	50	0	44	39	3	34	104	2.9		
00	PATRICK, Victoria	23-0	147	6.4	10-36	.278	9-29	.310	3-9	.333	3	8	11	0.5	8	0	4	5	2	3	32	1.4		
15	DAVIS, Tiffany	18-1	125	6.9	6-24	.250	3-18	.167	6-8	.750	4	12	16	0.9	7	0	6	6	1	1	21	1.2		
12	BRADSHAW, Araion	23-0	157	6.8	5-20	.250	4-10	.400	7-10	.700	4	15	19	0.8	17	0	18	10	0	6	21	0.9		
Team											49	68	117											
Total.....		36	7200		999-2100	.476	183-546	.335	576-805	.716	446	959	1405	39.0	550	6	541	460	201	307	2757	76.6		
Opponents.....		36	7200		773-2168	.357	160-593	.270	343-489	.701	459	727	1186	32.9	694	21	383	549	96	208	2049	56.9		

TEAM STATISTICS	SC	OPP	Date	Opponent	Score	Att.
SCORING	2757	2049	11/14/16	at #7/6 Ohio State	w 92-80	6683
Points per game	76.6	56.9	@ 11/20/16	HAMPTON	w 92-38	11795
Scoring margin	+19.7	-	@ 11/21/16	MAINE	w 79-42	11057
FIELD GOALS-ATT	999-2100	773-2168	@ 11/22/16	SAINT PETER'S	w 93-38	11455
Field goal pct	.476	.357	@ 11/27/16	vs #4/4 Louisville	w 83-59	1812
3 POINT FG-ATT	183-546	160-593	12/01/16	at #14/15 Texas	w 76-67	3330
3-point FG pct	.335	.270	12/04/16	at Duke	L 63-74	6036
3-pt FG made per game	5.1	4.4	12/11/16	MINNESOTA	w 98-58	12461
FREE THROWS-ATT	576-805	343-489	12/15/16	CLEMSON	w 83-61	11916
Free throw pct	.716	.701	12/18/16	#9/9 UCLA	w 66-57	13367
F-Throws made per game	16.0	9.5	12/21/16	at Savannah State	w 70-30	1411
REBOUNDS	1405	1186	* 01/01/17	ALABAMA	w 93-45	12069
Rebounds per game	39.0	32.9	* 01/05/17	at Auburn	w 73-47	2144
Rebounding margin	+6.1	-	* 01/08/17	at Florida	w 81-62	2232
ASSISTS	541	383	* 01/12/17	GEORGIA	w 66-63	12043
Assists per game	15.0	10.6	* 01/15/17	at LSU	w 84-61	2840
TURNOVERS	460	549	* 01/19/17	OLE MISS	w 65-46	12518
Turnovers per game	12.8	15.3	* 01/23/17	#4/4 MISSISSIPPI ST.	w 64-61	13120
Turnover margin	+2.5	-	* 01/26/17	at Georgia	w 62-44	3540
Assist/turnover ratio	1.2	0.7	* 01/30/17	TENNESSEE	L 74-76	13690
STEALS	307	208	* 02/02/17	at #25/- Kentucky	w 75-63	5533
Steals per game	8.5	5.8	* 02/05/17	at Arkansas	w 79-49	1650
BLOCKS	201	96	* 02/09/17	AUBURN	w 60-41	13360
Blocks per game	5.6	2.7	02/13/17	at #1/1 UConn	L 55-66	10167
ATTENDANCE	196431	88174	* 02/16/17	VANDERBILT	w 82-51	13089
Home games-Avg/Game	16-12277	13-4443	* 02/19/17	at Mizzou	L 60-62	5789
Neutral site-Avg/Game	-	7-4345	* 02/23/17	at Texas A&M	w 80-64	6402
			* 02/26/17	#22/- KENTUCKY	w 95-87	18000
Score by Periods	1st	2nd	3rd	4th	Totals	
#3/4 South Carolina	717	690	685	665	2757	
Opponents	474	514	503	558	2049	
						^ 03/03/17 vs Georgia w 72-48 5702
						^ 03/04/17 vs #20/24 Kentucky w 89-77 7554
						^ 03/05/17 vs #6/7 Mississippi State w 59-49 7715
						\$ 03/17/17 UNC ASHEVILLE w 90-40 8215
						\$ 03/19/17 ARIZONA STATE w 71-68 8276
						\$ 03/25/17 vs Quinnipiac w 100-58 4500
						\$ 03/27/17 vs #10/13 Florida State w 71-64 3134
						\$ 03/31/17 vs #6/6 Stanford w 62-53 0

* = Conference game
 @ = Basketball Hall of Fame Women's Challenge (Columbia, S.C./Springfield, Mass.)
 ^ = SEC Tournament (Greenville, S.C.)



2016-17 South Carolina Basketball
South Carolina Combined Team Statistics (as of Feb 26, 2017)
Conference games



RECORD:	OVERALL	HOME	AWAY	NEUTRAL
ALL GAMES	14-2	7-1	7-1	0-0
CONFERENCE	14-2	7-1	7-1	0-0
NON-CONFERENCE	0-0	0-0	0-0	0-0

##	Player	gp-gs	min	avg	Total		3-Point		F-Throw		Rebounds			pf	dq	a	to	blk	stl	pts	avg			
					fg-fga	fg%	3fg-fga	3fg%	ft-fga	ft%	off	def	tot											
22	WILSON, A'ja	14-14	413	29.5	99-156	.635	0-1	.000	57-79	.722	41	78	119	8.5	27	0	21	27	31	18	255	18.2		
10	GRAY, Alisha	16-15	469	29.3	71-143	.497	18-55	.327	48-64	.750	34	41	75	4.7	37	1	40	25	11	24	208	13.0		
41	COATES, Alaina	15-15	425	28.3	75-113	.664	0-0	.000	40-63	.635	43	123	166	11.1	41	1	24	22	20	21	190	12.7		
03	DAVIS, Kaela	16-16	432	27.0	62-183	.339	19-71	.268	33-42	.786	12	38	50	3.1	40	0	30	33	0	15	176	11.0		
01	CUEVAS-MOORE, Bia	16-2	391	24.4	49-118	.415	19-46	.413	35-42	.833	5	21	26	1.6	24	0	24	25	0	20	152	9.5		
52	HARRIS, Tyasha	16-16	452	28.3	33-81	.407	13-41	.317	15-20	.750	1	29	30	1.9	27	0	60	25	5	21	94	5.9		
21	HERBERT HARRIGAN	16-1	215	13.4	26-59	.441	1-2	.500	6-11	.545	10	26	36	2.3	30	1	4	18	17	3	59	3.7		
04	CLINEY, Doniyah	16-0	270	16.9	11-33	.333	4-12	.333	6-14	.429	15	19	34	2.1	26	0	21	19	0	19	32	2.0		
12	BRADSHAW, Araion	11-0	52	4.7	2-9	.222	2-5	.400	6-8	.750	2	7	9	0.8	8	0	5	5	0	1	12	1.1		
15	DAVIS, Tiffany	6-1	28	4.7	2-5	.400	2-5	.400	0-0	.000	1	1	2	0.3	1	0	1	0	0	0	6	1.0		
00	PATRICK, Victoria	11-0	53	4.8	3-10	.300	2-7	.286	1-4	.250	1	4	5	0.5	5	0	0	0	1	1	9	0.8		
Team											17	28	45											
Total.....		16	3200	433-910		.476	80-245	.327	247-347	.712	182	415	597	37.3	266	3	230	203	85	143	1193	74.6		
Opponents.....		16	3200	342-930		.368	74-247	.300	164-242	.678	192	327	519	32.4	308	9	179	247	34	85	922	57.6		

TEAM STATISTICS	SC	OPP	Date	Opponent	Score	Att.
SCORING	1193	922	* 01/01/17	ALABAMA	w 93-45	12069
Points per game	74.6	57.6	* 01/05/17	at Auburn	w 73-47	2144
Scoring margin	+16.9	-	* 01/08/17	at Florida	w 81-62	2232
FIELD GOALS-ATT	433-910	342-930	* 01/12/17	GEORGIA	w 66-63	12043
Field goal pct	.476	.368	* 01/15/17	at LSU	w 84-61	2840
3 POINT FG-ATT	80-245	74-247	* 01/19/17	OLE MISS	w 65-46	12518
3-point FG pct	.327	.300	* 01/23/17	#4/4 MISSISSIPPI ST.	w 64-61	13120
3-pt FG made per game	5.0	4.6	* 01/26/17	at Georgia	w 62-44	3540
FREE THROWS-ATT	247-347	164-242	* 01/30/17	TENNESSEE	L 74-76	13690
Free throw pct	.712	.678	* 02/02/17	at #25/- Kentucky	w 75-63	5533
F-Throws made per game	15.4	10.3	* 02/05/17	at Arkansas	w 79-49	1650
REBOUNDS	597	519	* 02/09/17	AUBURN	w 60-41	13360
Rebounds per game	37.3	32.4	* 02/16/17	VANDERBILT	w 82-51	13089
Rebounding margin	+4.9	-	* 02/19/17	at Mizzou	L 60-62	5789
ASSISTS	230	179	* 02/23/17	at Texas A&M	w 80-64	6402
Assists per game	14.4	11.2	* 02/26/17	#22/- KENTUCKY	w 95-87	18000
TURNOVERS	203	247	* = Conference game			
Turnovers per game	12.7	15.4	@ = Basketball Hall of Fame Women's Challenge (Columbia, S.C./Springfield, Mass.)			
Turnover margin	+2.8	-				
Assist/turnover ratio	1.1	0.7				
STEALS	143	85				
Steals per game	8.9	5.3				
BLOCKS	85	34				
Blocks per game	5.3	2.1				
ATTENDANCE	107889	30130				
Home games-Avg/Game	8-13486	8-3766				
Neutral site-Avg/Game	-	0-0				

Score by Periods	1st	2nd	3rd	4th	Totals
South Carolina	328	283	289	293	1193
Opponents	202	234	217	269	922



2016-17 South Carolina Basketball
#3/4 South Carolina Combined Team Statistics (as of Mar 31, 2017)
vs. Ranked



RECORD:	OVERALL	HOME	AWAY	NEUTRAL
ALL GAMES	11-1	3-0	3-1	5-0
CONFERENCE	3-0	2-0	1-0	0-0
NON-CONFERENCE	8-1	1-0	2-1	5-0

##	Player	gp-gs	min	avg	Total		3-Point		F-Throw		Rebounds			pf	dq	a	to	blk	stl	pts	avg	
					fg-fga	fg%	3fg-fga	3fg%	ft-fga	ft%	off	def	tot									
22	WILSON, A'ja	12-12	379	31.6	82-147	.558	0-0	.000	60-84	.714	30	76	106	8.8	32	1	20	37	39	14	224	18.7
03	DAVIS, Kaela	12-12	367	30.6	60-148	.405	15-43	.349	32-37	.865	5	41	46	3.8	30	0	24	35	1	13	167	13.9
10	GRAY, Allisha	12-11	381	31.8	54-108	.500	9-29	.310	32-45	.711	16	37	53	4.4	26	0	17	15	5	12	149	12.4
41	COATES, Alaina	9-8	234	26.0	34-56	.607	0-0	.000	38-54	.704	31	72	103	11.4	25	0	15	16	8	6	106	11.8
52	HARRIS, Tyasha	12-8	357	29.8	26-61	.426	10-29	.345	23-33	.697	3	16	19	1.6	23	0	38	19	1	11	85	7.1
01	CUEVAS-MOORE, Bia	12-7	276	23.0	25-80	.313	8-25	.320	19-24	.792	7	15	22	1.8	23	0	16	19	0	14	77	6.4
21	HERBERT HARRIGAN	12-1	186	15.5	21-41	.512	0-1	.000	8-11	.727	11	23	34	2.8	17	0	7	15	10	3	50	4.2
04	CLINEY, Doniyah	12-0	189	15.8	5-19	.263	1-8	.125	14-24	.583	9	19	28	2.3	20	0	13	10	0	3	25	2.1
15	DAVIS, Tiffany	4-1	17	4.3	1-2	.500	1-2	.500	1-2	.500	0	2	2	0.5	0	0	1	0	0	0	4	1.0
12	BRADSHAW, Araion	4-0	8	2.0	0-1	.000	0-0	.000	0-0	.000	0	0	0	0.0	1	0	0	1	0	0	0	0.0
00	PATRICK, Victoria	4-0	6	1.5	0-1	.000	0-1	.000	0-0	.000	0	0	0	0.0	0	0	0	0	0	0	0	0.0
Team											18	23	41				3					
Total.....		12	2400		308-664	.464	44-138	.319	227-314	.723	130	324	454	37.8	197	1	151	170	64	76	887	73.9
Opponents.....		12	2400		304-798	.381	54-226	.239	121-169	.716	178	251	429	35.8	263	13	146	155	45	71	783	65.2

TEAM STATISTICS	SC	OPP	Date	Opponent	Score	Att.
SCORING	887	783	11/14/16	at #7/6 Ohio State	w 92-80	6683
Points per game	73.9	65.2	@ 11/27/16	vs #4/4 Louisville	w 83-59	1812
Scoring margin	+8.7	-	12/01/16	at #14/15 Texas	w 76-67	3330
FIELD GOALS-ATT	308-664	304-798	12/18/16	#9/9 UCLA	w 66-57	13367
Field goal pct	.464	.381	* 01/23/17	#4/4 MISSISSIPPI ST.	w 64-61	13120
3 POINT FG-ATT	44-138	54-226	* 02/02/17	at #25/- Kentucky	w 75-63	5533
3-point FG pct	.319	.239	02/13/17	at #1/1 UConn	L 55-66	10167
3-pt FG made per game	3.7	4.5	* 02/26/17	#22/- KENTUCKY	w 95-87	18000
FREE THROWS-ATT	227-314	121-169	^ 03/04/17	vs #20/24 Kentucky	w 89-77	7554
Free throw pct	.723	.716	^ 03/05/17	vs #6/7 Mississippi State	w 59-49	7715
F-Throws made per game	18.9	10.1	\$ 03/27/17	vs #10/13 Florida State	w 71-64	3134
REBOUNDS	454	429	\$ 03/31/17	vs #6/6 Stanford	w 62-53	0
Rebounds per game	37.8	35.8				
Rebounding margin	+2.1	-				
ASSISTS	151	146				
Assists per game	12.6	12.2				
TURNOVERS	170	155				
Turnovers per game	14.2	12.9				
Turnover margin	-1.2	-				
Assist/turnover ratio	0.9	0.9				
STEALS	76	71				
Steals per game	6.3	5.9				
BLOCKS	64	45				
Blocks per game	5.3	3.8				
ATTENDANCE	44487	45928				
Home games-Avg/Game	3-14829	4-6428				
Neutral site-Avg/Game	-	5-4043				

* = Conference game

@ = Basketball Hall of Fame Women's Challenge (Columbia, S.C./Springfield, Mass.)

^ = SEC Tournament (Greenville, S.C.)

\$ = NCAA Tournament (Columbia, S.C.; Stockton, Calif.)

Score by Periods	1st	2nd	3rd	4th	Totals
#3/4 South Carolina	210	213	221	243	887
Opponents	194	183	194	212	783



2016-17 South Carolina Basketball
#3/4 South Carolina Combined Team Statistics (as of Apr 01, 2017)
NCAA Tournament



RECORD:	OVERALL	HOME	AWAY	NEUTRAL
ALL GAMES	5-0	2-0	0-0	3-0
CONFERENCE	0-0	0-0	0-0	0-0
NON-CONFERENCE	5-0	2-0	0-0	3-0

##	Player	gp-gs	min	avg	Total		3-Point		F-Throw		Rebounds			pf	dq	a	to	blk	stl	pts	avg		
					fg-fga	fg%	3fg-fga	3fg%	ft-fa	ft%	off	def	tot										
22	WILSON, A'ja	5-5	143	28.6	32-54	.593	0-0	.000	28-35	.800	16	27	43	8.6	13	0	7	12	12	6	92	18.4	
03	DAVIS, Kaela	5-5	145	29.0	29-66	.439	9-23	.391	16-19	.842	5	20	25	5.0	13	0	12	13	1	4	83	16.6	
10	GRAY, Alisha	5-5	152	30.4	35-59	.593	3-10	.300	8-9	.889	15	25	40	8.0	11	0	11	7	3	3	81	16.2	
01	CUEVAS-MOORE, Bia	5-5	132	26.4	13-32	.406	4-14	.286	10-11	.909	1	4	5	1.0	6	0	7	6	0	12	40	8.0	
52	HARRIS, Tyasha	5-5	142	28.4	12-22	.545	4-6	.667	7-12	.583	1	18	19	3.8	10	0	16	5	0	6	35	7.0	
21	HERBERT HARRIGAN	5-0	91	18.2	10-18	.556	0-0	.000	7-8	.875	3	9	12	2.4	4	0	2	7	4	3	27	5.4	
04	CLINEY, Doniyah	5-0	126	25.2	9-17	.529	1-5	.200	2-5	.400	7	11	18	3.6	6	0	6	7	2	6	21	4.2	
15	DAVIS, Tiffany	2-0	22	11.0	2-5	.400	1-4	.250	3-3	1.000	1	2	3	1.5	3	0	3	1	0	0	8	4.0	
00	PATRICK, Victoria	2-0	22	11.0	2-8	.250	2-7	.286	0-0	.000	0	1	1	0.5	1	0	0	1	0	0	6	3.0	
12	BRADSHAW, Araion	2-0	25	12.5	0-1	.000	0-0	.000	1-2	.500	0	4	4	2.0	2	0	6	1	0	1	1	0.5	
Team											7	6	13										
Total.....		5	1000		144-282	.511	24-69	.348	82-104	.788	56	127	183	36.6	69	0	70	62	22	41	394	78.8	
Opponents.....		5	1000		110-301	.365	22-68	.324	41-56	.732	66	91	157	31.4	90	1	56	73	9	34	283	56.6	



2016-17 South Carolina Basketball
South Carolina Combined Team Statistics (as of Mar 05, 2017)
SEC Tournament



RECORD:	OVERALL	HOME	AWAY	NEUTRAL
ALL GAMES	3-0	0-0	0-0	3-0
CONFERENCE	0-0	0-0	0-0	0-0
NON-CONFERENCE	3-0	0-0	0-0	3-0

##	Player	gp-gs	min	avg	Total		3-Point		F-Throw		Rebounds			pf	dq	a	to	blk	stl	pts	avg		
					fg-fga	fg%	3fg-fga	3fg%	ft-fa	ft%	off	def	tot										
22	WILSON, A'ja	3-3	91	30.3	20-36	.556	0-0	.000	19-25	.760	5	19	24	8.0	7	0	1	3	16	5	59	19.7	
03	DAVIS, Kaela	3-3	92	30.7	19-38	.500	5-7	.714	6-6	1.000	0	9	9	3.0	8	0	7	6	0	2	49	16.3	
21	HERBERT HARRIGAN	3-2	73	24.3	11-16	.688	0-0	.000	6-8	.750	6	9	15	5.0	5	0	2	2	3	1	28	9.3	
01	CUEVAS-MOORE, Bia	3-1	83	27.7	7-19	.368	3-7	.429	8-10	.800	2	8	10	3.3	3	0	10	6	0	4	25	8.3	
10	GRAY, Alisha	3-3	87	29.0	10-23	.435	3-7	.429	2-2	1.000	4	7	11	3.7	6	0	3	3	1	3	25	8.3	
04	CLINEY, Doniyah	3-0	61	20.3	5-10	.500	1-2	.500	6-8	.750	2	7	9	3.0	3	0	8	2	0	0	17	5.7	
52	HARRIS, Tyasha	3-3	87	29.0	6-13	.462	2-4	.500	2-2	1.000	0	5	5	1.7	7	0	12	9	0	3	16	5.3	
41	COATES, Alaina	1-0	4	4.0	0-0	.000	0-0	.000	1-2	.500	0	1	1	1.0	0	0	1	0	0	0	1	1.0	
15	DAVIS, Tiffany	2-0	11	5.5	0-1	.000	0-1	.000	0-0	.000	0	0	0	0.0	2	0	0	1	0	0	0	0.0	
00	PATRICK, Victoria	2-0	6	3.0	0-0	.000	0-0	.000	0-0	.000	0	0	0	0.0	0	0	0	1	0	0	0	0.0	
12	BRADSHAW, Araion	2-0	5	2.5	0-0	.000	0-0	.000	0-0	.000	0	1	1	0.5	0	0	0	0	0	0	0	0.0	
Team											0	6	6										
Total.....		3	600		78-156	.500	14-28	.500	50-63	.794	19	72	91	30.3	41	0	44	35	20	18	220	73.3	
Opponents.....		3	600		69-195	.354	6-49	.122	30-36	.833	47	63	110	36.7	51	1	30	41	10	10	174	58.0	



2016-17 South Carolina Basketball
#3/4 South Carolina Combined Team Statistics (as of Apr 01, 2017)
Postseason



RECORD:	OVERALL	HOME	AWAY	NEUTRAL
ALL GAMES	8-0	2-0	0-0	6-0
CONFERENCE	0-0	0-0	0-0	0-0
NON-CONFERENCE	8-0	2-0	0-0	6-0

##	Player	gp-gs	min	avg	Total		3-Point		F-Throw		Rebounds			pf	dq	a	to	blk	stl	pts	avg	
					fg-fga	fg%	3fg-fga	3fg%	ft-fga	ft%	off	def	tot									
22	WILSON, A'ja	8-8	234	29.3	52-90	.578	0-0	.000	47-60	.783	21	46	67	8.4	20	0	8	15	28	11	151	18.9
03	DAVIS, Kaela	8-8	237	29.6	48-104	.462	14-30	.467	22-25	.880	5	29	34	4.3	21	0	19	19	1	6	132	16.5
10	GRAY, Allisha	8-8	239	29.9	45-82	.549	6-17	.353	10-11	.909	19	32	51	6.4	17	0	14	10	4	6	106	13.3
01	CUEVAS-MOORE, Bia	8-6	215	26.9	20-51	.392	7-21	.333	18-21	.857	3	12	15	1.9	9	0	17	12	0	16	65	8.1
21	HERBERT HARRIGAN	8-2	164	20.5	21-34	.618	0-0	.000	13-16	.813	9	18	27	3.4	9	0	4	9	7	4	55	6.9
52	HARRIS, Tyasha	8-8	229	28.6	18-35	.514	6-10	.600	9-14	.643	1	23	24	3.0	17	0	28	14	0	9	51	6.4
04	CLINEY, Doniyah	8-0	187	23.4	14-27	.519	2-7	.286	8-13	.615	9	18	27	3.4	9	0	14	9	2	6	38	4.8
15	DAVIS, Tiffany	4-0	33	8.3	2-6	.333	1-5	.200	3-3	1.000	1	2	3	0.8	5	0	3	2	0	0	8	2.0
00	PATRICK, Victoria	4-0	28	7.0	2-8	.250	2-7	.286	0-0	.000	0	1	1	0.3	1	0	0	2	0	0	6	1.5
41	COATES, Alaina	1-0	4	4.0	0-0	.000	0-0	.000	1-2	.500	0	1	1	1.0	0	0	1	0	0	0	1	1.0
12	BRADSHAW, Araion	4-0	30	7.5	0-1	.000	0-0	.000	1-2	.500	0	5	5	1.3	2	0	6	1	0	1	1	0.3
Team											7	12	19				4					
Total.....		8	1600		222-438	.507	38-97	.392	132-167	.790	75	199	274	34.2	110	0	114	97	42	59	614	76.8
Opponents.....		8	1600		179-496	.361	28-117	.239	71-92	.772	113	154	267	33.4	141	2	86	114	19	44	457	57.1

TEAM STATISTICS	SC	OPP	Date	Opponent	Score	Att.
SCORING	614	457	^ 03/03/17	vs Georgia	w 72-48	5702
Points per game	76.8	57.1	^ 03/04/17	vs #20/24 Kentucky	w 89-77	7554
Scoring margin	+19.6	-	^ 03/05/17	vs #6/7 Mississippi State	w 59-49	7715
FIELD GOALS-ATT	222-438	179-496	\$ 03/17/17	UNC ASHEVILLE	w 90-40	8215
Field goal pct	.507	.361	\$ 03/19/17	ARIZONA STATE	w 71-68	8276
3 POINT FG-ATT	38-97	28-117	\$ 03/25/17	vs Quinnipiac	w 100-58	4500
3-point FG pct	.392	.239	\$ 03/27/17	vs #10/13 Florida State	w 71-64	3134
3-pt FG made per game	4.8	3.5	\$ 03/31/17	vs #6/6 Stanford	w 62-53	19202
FREE THROWS-ATT	132-167	71-92	* = Conference game			
Free throw pct	.790	.772	@ = Basketball Hall of Fame Women's Challenge (Columbia, S.C./Springfield, Mass.)			
F-Throws made per game	16.5	8.9	^ = SEC Tournament (Greenville, S.C.)			
REBOUNDS	274	267	\$ = NCAA Tournament (Columbia, S.C.; Stockton, Calif.)			
Rebounds per game	34.2	33.4				
Rebounding margin	+0.9	-				
ASSISTS	114	86				
Assists per game	14.3	10.8				
TURNOVERS	97	114				
Turnovers per game	12.1	14.3				
Turnover margin	+2.1	-				
Assist/turnover ratio	1.2	0.8				
STEALS	59	44				
Steals per game	7.4	5.5				
BLOCKS	42	19				
Blocks per game	5.3	2.4				
ATTENDANCE	16491	47807				
Home games-Avg/Game	2-8246	0-0				
Neutral site-Avg/Game	-	6-7968				

Score by Periods	1st	2nd	3rd	4th	Totals
#3/4 South Carolina	160	144	148	162	614
Opponents	106	118	115	118	457



2016-17 South Carolina Basketball
#3/4 South Carolina Season Schedule/Results & Leaders (as of Mar 31, 2017)
All games



RECORD:	OVERALL	HOME	AWAY	NEUTRAL
ALL GAMES	32-4	15-1	10-3	7-0
CONFERENCE	14-2	7-1	7-1	0-0
NON-CONFERENCE	18-2	8-0	3-2	7-0

Date	Opponent	Score	Att.	High Points	High Rebounds
11/14/16	at #7/6 Ohio State	W 92-80	6683	(37)DAVIS, Kaela	(13)COATES, Alaina
11/20/16	@HAMPTON	W 92-38	11795	(28)COATES, Alaina	(16)COATES, Alaina
11/21/16	@MAINE	W 79-42	11057	(14)WILSON, A'ja	(14)COATES, Alaina
11/22/16	@SAINT PETER'S	W 93-38	11455	(16)COATES, Alaina	(8)CLINEY, Doniyah (8)GRAY, Allisha
11/27/16	@vs #4/4 Louisville	W 83-59	1812	(17)WILSON, A'ja (17)GRAY, Allisha (17)COATES, Alaina	(14)COATES, Alaina
12/01/16	at #14/15 Texas	W 76-67	3330	(31)WILSON, A'ja	(12)WILSON, A'ja
12/04/16	at Duke	63-74 L	6036	(18)WILSON, A'ja	(6)WILSON, A'ja (6)GRAY, Allisha (6)DAVIS, Kaela
12/11/16	MINNESOTA	W 98-58	12461	(22)DAVIS, Kaela	(11)COATES, Alaina
12/15/16	CLEMSON	W 83-61	11916	(20)WILSON, A'ja	(10)COATES, Alaina (10)WILSON, A'ja
12/18/16	#9/9 UCLA	W 66-57	13367	(20)COATES, Alaina	(14)COATES, Alaina
12/21/16	at Savannah State	W 70-30	1411	(18)WILSON, A'ja	(7)CLINEY, Doniyah (7)COATES, Alaina
01/01/17	*ALABAMA	W 93-45	12069	(23)WILSON, A'ja	(11)COATES, Alaina
01/05/17	*at Auburn	W 73-47	2144	(21)DAVIS, Kaela	(11)WILSON, A'ja
01/08/17	*at Florida	W 81-62	2232	(23)WILSON, A'ja	(13)WILSON, A'ja (13)COATES, Alaina
01/12/17	*GEORGIA	W 66-63	12043	(25)CUEVAS-MOORE, Bian	(11)COATES, Alaina
01/15/17	*at LSU	W 84-61	2840	(24)COATES, Alaina	(11)COATES, Alaina
01/19/17	*OLE MISS	W 65-46	12518	(15)COATES, Alaina	(15)COATES, Alaina
01/23/17	*#4/4 MISSISSIPPI ST.	W 64-61	13120	(26)WILSON, A'ja	(12)COATES, Alaina
01/26/17	*at Georgia	W 62-44	3540	(19)WILSON, A'ja	(13)COATES, Alaina
01/30/17	*TENNESSEE	74-76 L	13690	(18)CUEVAS-MOORE, Bian	(9)COATES, Alaina
02/02/17	*at #25/- Kentucky	W 75-63	5533	(20)WILSON, A'ja (20)COATES, Alaina	(18)COATES, Alaina
02/05/17	*at Arkansas	W 79-49	1650	(18)COATES, Alaina (18)WILSON, A'ja	(19)COATES, Alaina
02/09/17	*AUBURN	W 60-41	13360	(17)WILSON, A'ja	(9)COATES, Alaina
02/13/17	at #1/1 UConn	55-66 L	10167	(17)WILSON, A'ja	(15)COATES, Alaina
02/16/17	*VANDERBILT	W 82-51	13089	(15)COATES, Alaina (15)DAVIS, Kaela	(8)WILSON, A'ja
02/19/17	*at Mizzou	60-62 L	5789	(23)WILSON, A'ja	(9)WILSON, A'ja
02/23/17	*at Texas A&M	W 80-64	6402	(21)WILSON, A'ja	(15)WILSON, A'ja
02/26/17	*#22/- KENTUCKY	W 95-87	18000	(25)WILSON, A'ja	(10)WILSON, A'ja
03/03/17	^vs Georgia	W 72-48	5702	(18)WILSON, A'ja	(10)HERBERT HARRIGAN,
03/04/17	^vs #20/24 Kentucky	W 89-77	7554	(26)WILSON, A'ja	(8)WILSON, A'ja
03/05/17	^vs #6/7 Mississippi State	W 59-49	7715	(23)DAVIS, Kaela	(9)WILSON, A'ja
03/17/17	\$UNC ASHEVILLE	W 90-40	8215	(22)GRAY, Allisha	(12)GRAY, Allisha
03/19/17	\$ARIZONA STATE	W 71-68	8276	(21)WILSON, A'ja	(11)WILSON, A'ja
03/25/17	\$vs Quinnipiac	W 100-58	4500	(28)DAVIS, Kaela	(8)GRAY, Allisha
03/27/17	\$vs #10/13 Florida State	W 71-64	3134	(23)DAVIS, Kaela	(7)CLINEY, Doniyah
03/31/17	\$vs #6/6 Stanford	W 62-53		(18)GRAY, Allisha	(19)WILSON, A'ja

* = Conference game

@ = Basketball Hall of Fame Women's Challenge (Columbia, S.C./Springfield, Mass.)

^ = SEC Tournament (Greenville, S.C.)

\$ = NCAA Tournament (Columbia, S.C.; Stockton, Calif.)

Attendance Summary	Games	Attend	Avg/Game
Home	16	196431	12277
Away	13	57757	4443
Neutral	7	30417	4345
Total	36	284605	7906



2016-17 South Carolina Basketball
#3/4 South Carolina Points-Rebounds-Assists (as of Mar 31, 2017)
All games



Opponent	Date	Score		00	01	03	04	10	12	15
				PATRICK,VI	CUEVAS-MOO	DAVIS,KAEL	CLINEY,DON	GRAY,ALLIS	BRADSHAW,A	DAVIS,TIFF
at #7/6 Ohio State	11/14/16	92-80	w	0-0-0	9-2-2	37-10-5	0-1-0	24-7-3	0-0-0	0-0-0
HAMPTON	11/20/16	92-38	w	4-2-1	4-1-1	3-7-5	2-1-0	16-1-4	0-1-1	4-2-0
MAINE	11/21/16	79-42	w	3-1-0	7-1-2	10-3-3	4-4-4	10-3-3	0-0-1	2-2-1
SAINT PETER'S	11/22/16	93-38	w	3-0-1	11-3-3	14-3-3	3-8-1	13-8-5	3-0-1	0-3-1
vs #4/4 Louisville	11/27/16	83-59	w	0-0-0	4-1-3	13-8-1	3-4-0	17-3-0	0-0-0	1-2-0
at #14/15 Texas	12/01/16	76-67	w	DNP	7-0-2	12-3-1	0-0-0	8-4-0	DNP	DNP
at Duke	12/04/16	63-74	L	DNP	9-2-2	14-6-2	0-0-0	11-6-6	DNP	0-1-0
MINNESOTA	12/11/16	98-58	w	3-0-0	6-2-1	22-3-4	6-8-3	18-5-7	3-2-2	0-1-0
CLEMSON	12/15/16	83-61	w	0-0-0	4-2-4	17-3-4	7-9-1	8-2-1	0-1-1	0-0-0
#9/9 UCLA	12/18/16	66-57	w	DNP	10-5-1	2-4-2	6-4-0	11-3-2	DNP	DNP
at Savannah State	12/21/16	70-30	w	4-2-2	3-3-5	6-4-3	3-7-0	12-4-4	2-1-1	DNP
ALABAMA	01/01/17	93-45	w	3-2-0	9-1-1	16-3-2	1-5-1	7-2-2	1-3-2	3-0-0
at Auburn	01/05/17	73-47	w	3-0-0	19-2-7	21-5-2	3-1-6	5-4-2	DNP	0-0-0
at Florida	01/08/17	81-62	w	0-0-0	3-2-1	10-6-1	1-1-0	18-6-2	0-0-0	DNP
GEORGIA	01/12/17	66-63	w	0-0-0	25-2-3	4-3-2	0-4-1	14-7-1	DNP	DNP
at LSU	01/15/17	84-61	w	0-0-0	17-2-3	8-2-3	3-1-0	21-5-2	3-1-0	DNP
OLE MISS	01/19/17	65-46	w	0-1-0	7-2-0	14-1-0	4-2-1	11-5-4	2-0-0	DNP
#4/4 MISSISSIPPI ST.	01/23/17	64-61	w	DNP	2-1-0	4-0-1	1-0-0	17-7-1	DNP	DNP
at Georgia	01/26/17	62-44	w	DNP	6-6-1	8-3-1	7-4-1	18-4-1	3-0-1	DNP
TENNESSEE	01/30/17	74-76	L	DNP	18-3-0	15-2-0	0-1-0	14-8-1	0-0-0	DNP
at #25/- Kentucky	02/02/17	75-63	w	0-0-0	3-0-2	7-2-0	3-1-6	11-5-2	0-0-0	DNP
at Arkansas	02/05/17	79-49	w	3-0-0	10-2-0	10-3-2	0-5-1	10-4-4	0-3-1	DNP
AUBURN	02/09/17	60-41	w	0-0-0	0-1-0	11-0-5	2-1-1	9-3-6	0-1-0	DNP
at #1/1 UConn	02/13/17	55-66	L	DNP	11-4-0	3-2-0	0-0-0	7-2-2	DNP	DNP
VANDERBILT	02/16/17	82-51	w	0-2-0	7-1-3	15-5-3	2-5-3	11-2-5	1-0-1	0-2-0
at Mizou	02/19/17	60-62	L	DNP	6-0-1	6-3-2	3-0-0	13-4-3	DNP	0-0-0
at Texas A&M	02/23/17	80-64	w	0-0-0	16-0-2	7-11-3	2-2-0	12-6-3	2-1-0	0-0-0
#22/- KENTUCKY	02/26/17	95-87	w	DNP	4-1-0	20-1-3	0-1-0	17-3-1	DNP	3-0-1
vs Georgia	03/03/17	72-48	w	0-0-0	8-5-5	9-1-0	11-3-2	17-4-1	0-1-0	0-0-0
vs #20/24 Kentucky	03/04/17	89-77	w	0-0-0	13-3-3	17-3-4	4-2-3	6-2-2	0-0-0	0-0-0
vs #6/7 Mississippi Sta	03/05/17	59-49	w	DNP	4-2-2	23-5-3	2-4-3	2-5-0	DNP	DNP
UNC ASHEVILLE	03/17/17	90-40	w	3-1-0	18-0-3	6-9-1	2-3-0	22-12-3	1-1-1	2-2-3
ARIZONA STATE	03/19/17	71-68	w	DNP	7-2-0	20-3-4	4-1-2	11-8-2	DNP	DNP
vs Quinnipiac	03/25/17	100-58	w	3-0-0	5-0-3	28-5-3	9-3-3	19-8-2	0-3-5	6-1-0
vs #10/13 Florida State	03/27/17	71-64	w	DNP	3-0-1	23-5-2	2-7-0	11-4-2	DNP	DNP
vs #6/6 Stanford	03/31/17	62-53	w	DNP	7-3-0	6-3-2	4-4-1	18-8-2	DNP	DNP



2016-17 South Carolina Basketball
#3/4 South Carolina Points-Rebounds-Assists (as of Mar 31, 2017)
All games



Opponent	Date	Score		21	22	41	52
				HERBERT HA	WILSON,A'J	COATES,ALA	HARRIS,TYA
at #7/6 Ohio State	11/14/16	92-80	w	4-5-0	5-3-0	10-13-3	3-0-3
HAMPTON	11/20/16	92-38	w	8-7-2	20-7-2	28-16-1	3-2-2
MAINE	11/21/16	79-42	w	13-8-2	14-3-2	12-14-0	4-2-3
SAINT PETER'S	11/22/16	93-38	w	9-4-0	14-5-4	16-7-2	7-0-1
vs #4/4 Louisville	11/27/16	83-59	w	11-2-1	17-5-5	17-14-1	0-0-6
at #14/15 Texas	12/01/16	76-67	w	2-4-2	31-12-0	6-7-0	10-1-0
at Duke	12/04/16	63-74	L	0-3-1	18-6-0	8-5-2	3-1-1
MINNESOTA	12/11/16	98-58	w	5-3-2	10-6-2	16-11-2	9-1-6
CLEMSON	12/15/16	83-61	w	8-5-0	20-10-4	19-10-3	0-1-0
#9/9 UCLA	12/18/16	66-57	w	2-7-0	13-13-0	20-14-0	2-1-1
at Savannah State	12/21/16	70-30	w	3-6-0	18-3-1	9-7-2	10-5-1
ALABAMA	01/01/17	93-45	w	4-5-1	23-9-2	19-11-1	7-1-6
at Auburn	01/05/17	73-47	w	2-4-0	10-11-1	5-6-0	5-3-2
at Florida	01/08/17	81-62	w	7-3-0	23-13-2	14-13-2	5-2-2
GEORGIA	01/12/17	66-63	w	0-2-0	DNP	12-11-1	11-4-3
at LSU	01/15/17	84-61	w	2-2-0	DNP	24-11-2	6-4-3
OLE MISS	01/19/17	65-46	w	2-3-0	6-4-0	15-15-2	4-4-5
#4/4 MISSISSIPPI ST.	01/23/17	64-61	w	0-0-0	26-9-2	9-12-3	5-1-3
at Georgia	01/26/17	62-44	w	0-0-0	19-11-3	1-13-0	0-0-2
TENNESSEE	01/30/17	74-76	L	0-1-0	14-4-1	7-9-2	6-1-6
at #25/- Kentucky	02/02/17	75-63	w	4-2-0	20-9-3	20-18-1	7-1-5
at Arkansas	02/05/17	79-49	w	6-6-0	18-1-0	18-19-4	4-1-5
AUBURN	02/09/17	60-41	w	2-2-0	17-6-1	16-9-1	3-2-4
at #1/1 UConn	02/13/17	55-66	L	0-3-1	17-5-1	10-15-4	7-2-3
VANDERBILT	02/16/17	82-51	w	12-1-0	10-8-1	15-7-2	9-2-1
at Mizzou	02/19/17	60-62	L	5-1-1	23-9-0	2-3-1	2-3-1
at Texas A&M	02/23/17	80-64	w	13-1-1	21-15-2	DNP	7-0-4
#22/- KENTUCKY	02/26/17	95-87	w	0-3-1	25-10-3	13-9-2	13-1-8
vs Georgia	03/03/17	72-48	w	5-10-0	18-7-0	DNP	4-2-6
vs #20/24 Kentucky	03/04/17	89-77	w	17-3-2	26-8-1	1-1-1	5-2-1
vs #6/7 Mississippi Sta	03/05/17	59-49	w	6-2-0	15-9-0	DNP	7-1-5
UNC ASHEVILLE	03/17/17	90-40	w	14-2-1	18-5-1	DNP	4-5-7
ARIZONA STATE	03/19/17	71-68	w	5-2-0	21-11-0	DNP	3-1-3
vs Quinnipiac	03/25/17	100-58	w	4-5-1	24-4-1	DNP	2-4-3
vs #10/13 Florida State	03/27/17	71-64	w	0-2-0	16-4-1	DNP	16-6-2
vs #6/6 Stanford	03/31/17	62-53	w	4-1-0	13-19-4	DNP	10-3-1



2016-17 South Carolina Basketball
#3/4 South Carolina Team Game-by-Game Comparison (as of Mar 31, 2017)
All games



Opponent	1st	2nd	Score	Mar	Total FG	FG Pct	3-Pointers	3FG Pct	Free Throws	FT Pct	Rebounds	Assist	T/Over	Block	Steal	Fouls		
#7/6 Ohio State	44/39	48/41	92-80	+12	31-64/28-70	.484/.400	4-11/7-27	.364/.259	26-41/17-24	.634/.708	48/36	+12	16/10	17/17	5/5	9/2	22/29	
HAMPPTON	53/26	39/12	92-38	+54	29-70/14-58	.414/.241	6-21/4-15	.286/.267	28-35/6-12	.800/.500	50/36	+14	19/9	9/24	8/3	12/3	12/26	
MAINE	43/19	36/23	79-42	+37	33-59/15-56	.559/.268	3-14/5-22	.214/.227	10-16/7-9	.625/.778	42/27	+15	21/9	10/13	5/2	7/4	11/15	
SAINT PETERS	64/21	29/17	93-38	+55	37-66/16-54	.561/.296	10-24/4-20	.417/.200	9-17/7-2	.529/1000	44/24	+20	22/6	13/22	7/1	17/11	4/14	
#4/4 Louisville	37/29	46/30	83-59	+24	27-60/23-60	.450/.383	5-17/6-18	.294/.333	24-31/7-10	.774/.700	46/29	+17	17/14	13/17	6/9	7/3	19/27	
#1/4/5 Texas	33/30	43/37	76-67	+9	22-52/28-68	.423/.412	2-10/4-13	.200/.308	30-40/7-14	.750/.500	37/40	(3)	5/13	13/17	6/9	10/5	18/29	
Duke	29/36	34/38	63-74	(11)	24-57/30-60	.421/.500	6-23/5-12	.261/.417	9-14/9-11	.643/.818	33/30	+3	14/8	19/16	3/3	6/14	11/15	
MINNESOTA	57/27	41/31	98-58	+40	38-72/18-63	.528/.286	16-33/10-32	.485/.313	6-10/12-18	.600/.667	45/38	+7	29/12	11/14	9/3	9/6	17/17	
CLEMSON	38/28	45/33	83-61	+22	31-67/21-61	.463/.344	4-14/2-11	.286/.182	17-25/17-23	.680/.739	49/30	+19	18/5	13/11	1/2	6/5	19/20	
#9/9 UCLA	26/26	40/31	66-57	+9	22-66/22-78	.333/.282	1-3/4-27	.333/.148	21-32/9-17	.656/.529	54/47	+7	6/9	15/9	5/7	4/11	14/27	
Savannah State	41/22	31/18	70-30	+40	30-62/11-51	.484/.216	2-13/3-15	.154/.200	8-16/5-5	.500/1000	50/25	+25	19/3	10/16	6/1	12/7	9/9	
ALABAMA	41/25	32/22	73-47	+26	28-56/16-58	.500/.276	14-28/3-18	.500/.167	19-26/9-12	.731/.750	44/27	+17	18/9	14/22	10/4	12/6	18/21	
Auburn	47/24	34/38	81-62	+19	30-69/23-63	.435/.365	6-18/4-10	.333/.400	3-4/12-15	.750/.800	37/32	+5	20/6	15/11	6/1	4/4	19/11	
Florida	30/27	36/36	66-63	+3	22-60/24-57	.367/.421	6-18/7-15	.333/.467	15-23/12-20	.652/.600	48/42	+6	10/11	14/22	6/2	13/6	22/22	
GEORGIA	49/36	35/25	84-61	+23	29-51/26-60	.569/.433	5-12/1-6	.417/.167	16-22/8-14	.727/.571	34/40	(6)	11/19	11/18	1/4	13/4	14/22	
LSU	37/22	28/24	65-46	+19	23-57/19-52	.404/.365	2-9/2-9	.222/.222	17-24/6-14	.708/.429	41/31	+10	12/12	14/18	5/3	8/6	12/20	
OLE MISS	28/35	36/26	64-61	+3	20-42/26-66	.476/.394	3-13/6-16	.231/.375	21-28/3-9	.750/.333	33/34	(1)	10/16	14/9	5/3	5/8	17/23	
#4/4 MISSISSIPPI ST.	26/15	39/29	62-44	+18	28-61/20-54	.351/.370	5-16/1-10	.313/.100	17-31/3-8	.548/.375	45/38	+7	10/9	10/18	8/5	10/4	15/21	
GEORGIA	36/39	38/37	74-76	(2)	28-61/29-59	.459/.492	5-14/3-8	.357/.375	13-17/15-21	.765/.714	36/28	+8	10/14	13/9	2/2	5/7	21/15	
TENNESSEE	42/23	33/40	75-63	+12	28-56/21-62	.500/.339	7-19/6-19	.368/.316	12-15/15-20	.800/.750	40/29	+11	19/9	17/14	13/9	8/0	7/5	18/15
#25/- Kentucky	43/25	36/24	79-49	+30	28-58/18-65	.483/.277	5-14/6-29	.357/.207	18-20/7-8	.900/.875	46/30	+16	17/10	12/13	4/1	10/4	13/17	
ARKANSAS	29/16	31/25	60-41	+19	25-44/14-47	.568/.298	5-14/7-18	.357/.389	5-8/6-8	.625/.750	30/21	+9	18/10	14/10	7/3	3/8	10/11	
AUBURN	29/35	26/31	55-66	(11)	20-57/26-63	.351/.413	6-21/4-17	.286/.235	9-14/10-10	.643/1000	36/38	(2)	11/20	17/12	5/2	6/8	18/17	
#1/1 UConn	46/26	36/25	82-51	+31	32-67/12-53	.478/.226	3-18/4-18	.167/.222	15-31/23-28	.484/.821	37/41	(4)	19/7	5/20	7/1	12/2	19/28	
VANDERBILT	30/26	30/36	60-62	(2)	21-51/24-49	.412/.490	3-18/6-18	.167/.333	15-22/8-11	.682/.727	26/34	(8)	9/10	14/21	3/1	12/6	19/23	
Mizzou	41/35	39/29	80-64	+16	31-62/24-59	.500/.407	3-11/5-11	.273/.455	15-16/11-17	.938/.647	38/33	+5	15/17	11/15	5/2	13/2	15/14	
Texas A&M	48/40	47/47	95-87	+8	34-55/30-67	.618/.448	2-7/9-26	.286/.346	25-34/18-21	.735/.857	31/29	+2	19/12	9/9	4/1	4/5	19/26	
#22/- KENTUCKY	42/16	30/32	72-48	+24	23-52/18-64	.442/.281	6-14/4-15	.429/.267	20-25/8-10	.800/.800	36/40	(4)	14/12	12/17	8/3	7/4	11/15	
Georgia	47/36	42/41	89-77	+12	32-56/30-72	.571/.417	4-6/2-19	.667/.105	21-27/15-19	.778/.789	26/42	(16)	17/11	6/10	7/2	5/2	16/20	
#20/24 Kentucky	29/26	30/23	59-49	+10	23-48/21-59	.479/.356	4-8/0-15	.500/.000	9-11/7-7	.818/1000	29/28	+1	13/7	17/14	5/5	6/4	14/16	
#6/7 Mississippi State	48/22	42/18	90-40	+50	37-65/15-58	.569/.259	4-18/5-15	.222/.333	12-16/5-8	.750/.625	45/26	+19	20/6	5/14	3/1	10/2	15/14	
UNC ASHEVILLE	33/39	38/29	71-68	+3	22-50/24-59	.440/.407	4-12/5-11	.333/.455	23-28/15-20	.821/.750	29/36	(7)	11/14	12/15	5/0	10/8	20/23	
ARIZONA STATE	45/27	55/31	100-58	+42	36-59/22-51	.610/.431	10-16/6-13	.625/.462	18-19/8-10	.947/.800	35/18	+17	21/11	13/17	4/2	8/6	12/19	
Quinnipiac	40/29	31/35	71-64	+7	26-45/26-71	.578/.366	3-10/2-15	.300/.133	16-20/10-13	.800/.769	31/36	(5)	8/12	18/11	5/1	7/10	11/18	
#10/13 Florida State	20/29	42/24	62-53	+9	23-63/23-62	.365/.371	3-13/4-14	.231/.286	13-21/3-5	.619/.600	43/41	+2	10/13	14/16	5/5	6/8	11/16	
#6/6 Stanford																		

Note: Game totals are displayed in the format TEAM/OPPONENT for each category



Official Basketball Box Score - Game Totals - Final Statistics
Georgia vs #5/5 South Carolina
03/03/17 12 noon at Bon Secours Wellness Arena-Greenville, SC



Georgia 48 • 16-15

Table with columns: # Player, Total (FG-FGA, 3-Ptr, FT-FTA), Rebounds (Off, Def, Tot), PF, TP, A TO Blk Stl, Min. Includes player stats for Stephanie Paul, Caliya Robinson, Mackenzie Ingram, Pachis Roberts, Haley Clark, Shanea Armbrister, Halle Washington, Simone Costa, and Team totals.

1st - FG %: 3-18 16.7% 2nd: 3-13 23.1% 3rd: 3-17 17.6% 4th: 9-16 56.3% Game: 18-64 28.1% Deadball Rebounds 2
3FG %: 1-3 33.3% 0-3 0.0% 2-7 28.6% 1-2 50.0% 4-15 26.7%
FT %: 0-0 0.0% 3-4 75.0%

#5/5 South Carolina 72 • 25-4

Table with columns: # Player, Total (FG-FGA, 3-Ptr, FT-FTA), Rebounds (Off, Def, Tot), PF, TP, A TO Blk Stl, Min. Includes player stats for HERBERT HARRIGAN, WILSON, A'ja, DAVIS, Kaela, GRAY, Allisha, HARRIS, Tyasha, PATRICK, Victoria, CUEVAS-MOORE, Bianca, CLINEY, Doniyah, BRADSHAW, Araion, DAVIS, Tiffany, and Team totals.

1st - FG %: 4-15 26.7% 2nd: 7-15 46.7% 3rd: 7-11 63.6% 4th: 5-11 45.5% Game: 23-52 44.2% Deadball Rebounds 3
3FG %: 1-2 50.0% 3-7 42.9% 0-2 0.0% 2-3 66.7% 6-14 42.9%
FT %: 8-11 72.7% 8-10 80.0% 0-0 0.0% 4-4 100.0% 20-25 80.0%

Officials: Beverly Roberts, Eric Brewton, Eric Koch, A-E. Sidlasky
Technical fouls: Georgia-None. #5/5 South Carolina-None.
Attendance: 5702

Score by periods table with columns: 1st, 2nd, 3rd, 4th, Total. Georgia: 7, 9, 11, 21, 48. #5/5 South Carolina: 17, 25, 14, 16, 72.

Points in Paint, Off T/O, 2nd Chance, Fast Break, Bench. Georgia: 22, 11, 7, 0, 10. #5/5 South Carolina: 22, 22, 8, 0, 19.

Last FG - UGA 4th-00:28, SC 4th-03:11.
Largest lead - UGA by 3 1st-08:37, SC by 34 3rd-03:43.
UGA led for 02:11. SC led for 35:24. Game was tied for 02:20.
Score tied - 2 times.
Lead changed - 1 time.



Official Basketball Box Score - Game Totals - Final Statistics
#20/24 Kentucky vs #5/5 South Carolina
03/04/17 5:00 pm at Bon Secours Wellness Arena-Greenville, SC



#20/24 Kentucky 77 • 21-10

Table with columns: # Player, Total (FG-FGA, 3-Ptr, FT-FTA), Rebounds (Off, Def, Tot), PF, TP, A TO Blk Stl, Min. Includes player stats for Akhator, Evelyn, Rice, Alyssa, Morris, Maci, Cann, Makenzie, Epps, Makayla, Hardin, Jessica, Roper, Jaida, and Team totals.

1st - FG %: 10-16 62.5% 2nd: 6-17 35.3% 3rd: 9-19 47.4% 4th: 5-20 25.0% Game: 30-72 41.7% Deadball Rebounds 4
3FG %: 0-1 0.0% 0-5 0.0% 1-4 25.0% 1-9 11.1% 2-19 10.5%
FT %: 0-0 0.0% 4-6 66.7% 5-5 100.0% 6-8 75.0% 15-19 78.9%

#5/5 South Carolina 89 • 26-4

Table with columns: # Player, Total (FG-FGA, 3-Ptr, FT-FTA), Rebounds (Off, Def, Tot), PF, TP, A TO Blk Stl, Min. Includes player stats for HERBERT HARRIGAN, WILSON, A'ja, DAVIS, Kaela, GRAY, Allisha, HARRIS, Tyasha, PATRICK, Victoria, CUEVAS-MOORE, Bianca, CLINEY, Doniyah, BRADSHAW, Araion, DAVIS, Tiffany, COATES, Alaina, and Team totals.

1st - FG %: 13-18 72.2% 2nd: 9-16 56.3% 3rd: 5-11 45.5% 4th: 5-11 45.5% Game: 32-56 57.1% Deadball Rebounds 3
3FG %: 1-2 50.0% 1-2 50.0% 1-1 100.0% 1-1 100.0% 4-6 66.7%
FT %: 0-0 0.0% 1-2 50.0% 5-8 62.5% 15-17 88.2% 21-27 77.8%

Officials: Lisa Mattingly, Bob Trammell, Brian Garland, A-E. Brewton
Technical fouls: #20/24 Kentucky-None. #5/5 South Carolina-None.
Attendance: 7554

Score by periods table with columns: 1st, 2nd, 3rd, 4th, Total. #20/24 Kentucky: 20, 16, 24, 17, 77. #5/5 South Carolina: 27, 20, 16, 26, 89.

Points in Paint, Off T/O, 2nd Chance, Fast Break, Bench. KY: 46, 10, 18, 0, 0. SC: 48, 11, 6, 4, 18.

Last FG - KY 4th-00:50, SC 4th-02:05.
Largest lead - KY None, SC by 14 3rd-07:58.
KY led for 00:00. SC led for 39:29. Game was tied for 00:16.
Score tied - 0 times.
Lead changed - 0 times.



Official Basketball Box Score - Game Totals - Final Statistics
#6/7 Mississippi State vs #5/5 South Carolina
03/05/17 3:02 pm at Bon Secours Wellness Arena-Greenville, SC



#6/7 Mississippi State 49 • 29-4

Table with columns: # Player, Total (FG-FGA, 3-Ptr, FT-FTA), Rebounds (Off, Def, Tot), PF, TP, A TO Blk Stl, Min. Includes player stats for Richardson, Breanna, Okorie, Chinwe, Dillingham, Dominique, William, Morgan, Vivians, Victoria, Schaefer, Blair, Holmes, Jazzmun, Johnson, Roshunda, Chapel, Ketara, McCowan, Teaira, and Team totals.

1st - FG %: 5-14 35.7% 2nd: 5-13 38.5% 3rd: 9-17 52.9% 4th: 2-15 13.3% Game: 21-59 35.6% Deadball Rebounds 2
3FG %: 0-4 0.0% 0-4 0.0% 0-1 0.0% 0-6 0.0% 0-15 0.0%
FT %: 3-3 100.0% 3-3 100.0% 1-1 100.0% 0-0 0.0% 7-7 100.0%

#5/5 South Carolina 59 • 27-4

Table with columns: # Player, Total (FG-FGA, 3-Ptr, FT-FTA), Rebounds (Off, Def, Tot), PF, TP, A TO Blk Stl, Min. Includes player stats for WILSON, A'ja, CUEVAS-MOORE, Bianca, DAVIS, Kaela, GRAY, Allisha, HARRIS, Tyasha, CLINEY, Doniyah, HERBERT HARRIGAN, and Team totals.

1st - FG %: 7-14 50.0% 2nd: 6-12 50.0% 3rd: 5-10 50.0% 4th: 5-12 41.7% Game: 23-48 47.9% Deadball Rebounds 2
3FG %: 0-2 0.0% 1-1 100.0% 1-1 100.0% 2-4 50.0% 4-8 50.0%
FT %: 0-0 0.0% 2-2 100.0% 0-0 0.0% 7-9 77.8% 9-11 81.8%

Officials: Dee Kantner, Mark Zentz, Felicia Grinter, A-Sue Blauch
Technical fouls: #6/7 Mississippi State-None. #5/5 South Carolina-None.
Attendance: 7715

Score by periods table with columns: 1st, 2nd, 3rd, 4th, Total. #6/7 Mississippi State: 13, 13, 19, 4, 49. #5/5 South Carolina: 14, 15, 11, 19, 59.

Points in Paint, Off T/O, 2nd Chance, Fast Break, Bench. MS: 30, 15, 13, 2, 19. SC: 30, 12, 2, 4, 8.

Last FG - MST 4th-04:42, SC 4th-00:54.
Largest lead - MST by 5 3rd-01:28, SC by 10 4th-00:35.
MST led for 05:31. SC led for 32:17. Game was tied for 02:12.
Score tied - 3 times.
Lead changed - 10 times.



Official Basketball Box Score - Game Totals - Final Statistics
UNC Asheville vs #3/4 South Carolina
03/17/17 5 p.m. ET at Columbia, S.C. (Colonial Life Arena)



UNC Asheville 40 • 19-15

Table with columns: # Player, Total (FG-FGA, 3-Ptr, FT-FTA), Rebounds (Off, Def, Tot), PF, TP, A TO Blk Stl, Min. Includes player stats for SCOTT, Zip, WEAVER, KJ, FITZGERALD, Bronza, MAJOR, Chatori, WEBB, Khaila, TONEY, Alexis, DENGOKL, Sonora, TRANI, Ali, and Team totals.

1st - FG %: 6-15 40.0% 2nd: 3-10 30.0% 3rd: 1-15 6.7% 4th: 5-18 27.8% Game: 15-58 25.9% Deadball Rebounds 2
3FG %: 1-3 33.3% 1-2 50.0% 1-2 50.0% 2-8 25.0% 5-15 33.3%
FT %: 2-2 100.0% 0-0 0.0% 3-6 50.0% 0-0 0.0% 5-8 62.5%

#3/4 South Carolina 90 • 28-4

Table with columns: # Player, Total (FG-FGA, 3-Ptr, FT-FTA), Rebounds (Off, Def, Tot), PF, TP, A TO Blk Stl, Min. Includes player stats for WILSON, A'ja, CUEVAS-MOORE, Bianca, DAVIS, Kaela, GRAY, Allisha, HARRIS, Tyasha, PATRICK, Victoria, CLINEY, Doniyah, BRADSHAW, Araion, DAVIS, Tiffany, HERBERT HARRIGAN, and Team totals.

1st - FG %: 9-17 52.9% 2nd: 10-15 66.7% 3rd: 11-19 57.9% 4th: 7-14 50.0% Game: 37-65 56.9% Deadball Rebounds 1
3FG %: 1-4 25.0% 2-6 33.3% 0-4 0.0% 1-4 25.0% 4-18 22.2%
FT %: 4-5 80.0% 3-3 100.0% 0-1 0.0% 5-7 71.4% 12-16 75.0%

Officials: Lisa Mattingly, Benny Lua, Barbara Smith
Technical fouls: UNC Asheville-None. #3/4 South Carolina-None.
Attendance: 8215

2017 NCAA Women's Basketball Tournament - Columbia Regional First Round

Score by periods table with columns: 1st, 2nd, 3rd, 4th, Total. UNC Asheville: 15, 7, 16, 12, 40. #3/4 South Carolina: 23, 25, 22, 20, 90.

Points in Paint, Off T/O, 2nd Chance, Fast Break, Bench. UNCA: 16, 4, 11, 2, 2. SC: 60, 23, 24, 24, 22.

Last FG - UNCA 4th-01:33, SC 4th-00:35.
Largest lead - UNCA by 4 1st-08:58, SC by 50 4th-01:43.
UNCA led for 01:43. SC led for 36:14. Game was tied for 02:03.
Score tied - 4 times.
Lead changed - 3 times.



Official Basketball Box Score -- Game Totals -- Final Statistics
Arizona State vs #3/4 South Carolina
03/19/17 7:05 p.m. ET at Columbia, S.C. (Colonial Life Arena)



Arizona State 68 • 20-13

Table with columns: # Player, Total FG-FGA, 3-Ptr FG-FGA, FT-FTA, Rebounds (Off, Def, Tot), PF, TP, A TO Blk Stl, Min. Includes player stats for Brunner, Sophie; Dornstauder, Quinn; Richardson, Reili; Haines, Sabrina; Moos, Kelsey; Russell, Kiara; Ryan, Robbi; Ibis, Kianna; Hattis, Sara; Ruden, Jamie; Team.

1st - FG %: 7-15 46.7% 2nd: 8-15 53.3% 3rd: 3-15 20.0% 4th: 6-14 42.9% Game: 24-59 40.7% Deadball Rebounds 4,2
3FG %: 0-0 0.0% 1-2 50.0% 2-6 33.3% 2-3 66.7% 5-11 45.5%
FT %: 1-1 100.0% 7-9 77.8% 6-8 75.0% 1-2 50.0% 15-20 75.0%

#3/4 South Carolina 71 • 29-4

Table with columns: # Player, Total FG-FGA, 3-Ptr FG-FGA, FT-FTA, Rebounds (Off, Def, Tot), PF, TP, A TO Blk Stl, Min. Includes player stats for WILSON, A'ja; CUEVAS-MOORE, Bianca; DAVIS, Kaela; GRAY, Allisha; HARRIS, Tyasha; CLINEY, Doniyah; HERBERT HARRIGAN; Team.

1st - FG %: 7-13 53.8% 2nd: 3-11 27.3% 3rd: 7-16 43.8% 4th: 5-10 50.0% Game: 22-50 44.0% Deadball Rebounds 2
3FG %: 2-5 40.0% 0-1 0.0% 2-4 50.0% 0-2 0.0% 4-12 33.3%
FT %: 3-4 75.0% 8-8 100.0% 2-2 100.0% 10-14 71.4% 23-28 82.1%

Officials: Lisa Mattingly, Benny Luna, Rachelle Jones
Technical fouls: Arizona State-TEAM. #3/4 South Carolina-None.
Attendance: 8276
2017 NCAA Women's Basketball Tournament - Columbia Regional Second Round

Score by periods table with columns: 1st, 2nd, 3rd, 4th, Total. Arizona State: 15, 24, 14, 15, 68. #3/4 South Carolina: 19, 14, 18, 20, 71.

Last FG - ASU 4th-02:04, SC 4th-00:48.
Largest lead - ASU by 11 3rd-08:06, SC by 10 4th-05:51.
ASU led for 15:41, SC led for 21:36. Game was tied for 02:43.

Points In Off 2nd Fast Bench
Paint T/O Chance Break
ASU 31 14 14 7 11
SC 32 15 13 7 9

Score tied - 7 times.
Lead changed - 9 times.



Official Basketball Box Score -- Game Totals -- Final Statistics
Quinnipiac vs #3/4 South Carolina
03/25/17 1:07 PM PDT at Stockton, Calif. (Stockton Arena)



Quinnipiac 58 • 29-7

Table with columns: # Player, Total FG-FGA, 3-Ptr FG-FGA, FT-FTA, Rebounds (Off, Def, Tot), PF, TP, A TO Blk Stl, Min. Includes player stats for Strautmene, Paula; Fay, Jen; McClure, Aryn; Martucci, Adly; Thornton, Ed; Udoyi, Vanessa; Fabbri, Carly; Ward, Jaden; Shewan, Sarah; Warfel, Paige; Martin, Brittany; Grant, Katie; Manz, Morgan; Team.

1st - FG %: 2-14 14.3% 2nd: 8-11 72.7% 3rd: 7-13 53.8% 4th: 5-13 38.5% Game: 22-51 43.1% Deadball Rebounds 1,1
3FG %: 1-5 20.0% 0-4 100.0% 1-3 33.3% 0-1 0.0% 6-13 46.2%
FT %: 2-2 100.0% 0-0 0.0% 2-4 50.0% 4-4 100.0%

#3/4 South Carolina 100 • 30-4

Table with columns: # Player, Total FG-FGA, 3-Ptr FG-FGA, FT-FTA, Rebounds (Off, Def, Tot), PF, TP, A TO Blk Stl, Min. Includes player stats for WILSON, A'ja; CUEVAS-MOORE, Bianca; DAVIS, Kaela; GRAY, Allisha; HARRIS, Tyasha; PATRICK, Victoria; CLINEY, Doniyah; BRADSHAW, Arion; DAVIS, Tiffany; HERBERT HARRIGAN; Team.

1st - FG %: 6-15 40.0% 2nd: 8-15 53.3% 3rd: 13-16 81.3% 4th: 9-13 69.2% Game: 36-59 61.0% Deadball Rebounds 0
3FG %: 1-3 33.3% 1-2 50.0% 3-5 60.0% 5-6 83.3%
FT %: 9-9 100.0% 6-6 100.0% 3-3 66.7% 1-1 100.0% 18-19 94.7%

Officials: Sue Blauch, Carla Fountain, Laura Morris, In'Fini Robinson
Technical fouls: Quinnipiac-TEAM. #3/4 South Carolina-None.
Attendance: 4500
Women's NCAA Regional Game 1

Score by periods table with columns: 1st, 2nd, 3rd, 4th, Total. Quinnipiac: 7, 20, 17, 14, 58. #3/4 South Carolina: 22, 23, 31, 24, 100.

Last FG - QU 4th-01:56, SC 4th-00:19.
Largest lead - QU None, SC by 44 4th-05:39.
QU led for 00:00, SC led for 39:12. Game was tied for 00:48.

Points In Off 2nd Fast Bench
Paint T/O Chance Break
QU 18 18 3 2 21
SC 38 20 10 8 22

Score tied - 0 times.
Lead changed - 0 times.



Official Basketball Box Score -- Game Totals -- Final Statistics
#10/13 Florida State vs #3/4 South Carolina
03/27/17 6:06 PM PDT at Stockton, Calif. (Stockton Arena)



#10/13 Florida State 64 • 28-7

Table with columns: # Player, Total FG-FGA, 3-Ptr FG-FGA, FT-FTA, Rebounds (Off, Def, Tot), PF, TP, A TO Blk Stl, Min. Includes player stats for Shakayla Thomas; Ivey Slaughter; Leticia Romero; Brittany Brown; Imani Wright; Maria Conde; Nicole Ekhomu; Ama Degbeon; Chatrice White; Team.

1st - FG %: 8-20 40.0% 2nd: 5-14 35.7% 3rd: 5-15 33.3% 4th: 8-22 36.4% Game: 26-71 36.6% Deadball Rebounds 1
3FG %: 0-2 0.0% 1-4 25.0% 0-3 0.0% 1-6 16.7%
FT %: 1-2 50.0% 1-2 50.0% 6-7 85.7% 2-2 100.0% 10-13 76.9%

#3/4 South Carolina 71 • 31-4

Table with columns: # Player, Total FG-FGA, 3-Ptr FG-FGA, FT-FTA, Rebounds (Off, Def, Tot), PF, TP, A TO Blk Stl, Min. Includes player stats for WILSON, A'ja; CUEVAS-MOORE, Bianca; DAVIS, Kaela; GRAY, Allisha; HARRIS, Tyasha; CLINEY, Doniyah; HERBERT HARRIGAN; Team.

1st - FG %: 9-14 64.3% 2nd: 6-11 54.5% 3rd: 6-12 50.0% 4th: 5-8 62.5% Game: 26-45 57.8% Deadball Rebounds 3
3FG %: 2-2 100.0% 0-2 0.0% 0-4 0.0% 1-2 50.0%
FT %: 4-4 100.0% 4-4 100.0% 3-4 75.0% 5-8 62.5%

Officials: Lisa Jones, Bryan Brunette, Gina Cross, In'Fini Robinson
Technical fouls: #10/13 Florida State-None. #3/4 South Carolina-None.
Attendance: 3134
Women's NCAA Regional Game 3

Score by periods table with columns: 1st, 2nd, 3rd, 4th, Total. #10/13 Florida State: 17, 12, 16, 19, 64. #3/4 South Carolina: 24, 16, 15, 16, 71.

Last FG - FSU 4th-00:12, SC 4th-01:42.
Largest lead - FSU None, SC by 16 3rd-05:37.
FSU led for 00:00, SC led for 39:37. Game was tied for 00:11.

Points In Off 2nd Fast Bench
Paint T/O Chance Break
FSU 32 16 4 2 2
SC 32 16 4 2 2

Score tied - 0 times.
Lead changed - 0 times.



Official Basketball Box Score -- Game Totals -- Final Statistics
#6/6 Stanford vs #3/4 South Carolina
03/31/17 6:39 p.m. at American Airlines Center - Dallas, Texas



#6/6 Stanford 53 • 32-6

Table with columns: # Player, Total FG-FGA, 3-Ptr FG-FGA, FT-FTA, Rebounds (Off, Def, Tot), PF, TP, A TO Blk Stl, Min. Includes player stats for Johnson, Kaylee; Roberson, Briana; McPhee, Brittany; McCall, Erica; Samuelson, Karlie; Fingall, Nadia; Smith, Alanna; Sniezek, Marta; Carrington, Dijonai; Team.

1st - FG %: 5-14 35.7% 2nd: 8-15 53.3% 3rd: 4-21 19.0% 4th: 6-12 50.0% Game: 23-62 37.1% Deadball Rebounds 1
3FG %: 0-3 0.0% 1-3 33.3% 0-0 0.0% 3-8 37.5%
FT %: 2-2 100.0% 0-1 0.0% 0-0 0.0% 1-2 50.0% 4-14 28.6% 3-5 60.0%

#3/4 South Carolina 62 • 32-4

Table with columns: # Player, Total FG-FGA, 3-Ptr FG-FGA, FT-FTA, Rebounds (Off, Def, Tot), PF, TP, A TO Blk Stl, Min. Includes player stats for WILSON, A'ja; CUEVAS-MOORE, Bianca; DAVIS, Kaela; GRAY, Allisha; HARRIS, Tyasha; CLINEY, Doniyah; HERBERT HARRIGAN; Team.

1st - FG %: 6-17 35.3% 2nd: 2-14 14.3% 3rd: 8-17 47.1% 4th: 7-15 46.7% Game: 23-63 36.5% Deadball Rebounds 3,1
3FG %: 2-8 25.0% 0-2 0.0% 1-3 33.3% 0-0 0.0% 3-13 23.1%
FT %: 0-2 0.0% 2-4 50.0% 4-4 100.0% 7-11 63.6%

Officials: Joe Vaszily, Felicia Grinter, Michol Murray
Technical fouls: #6/6 Stanford-None. #3/4 South Carolina-None.
Attendance: 19202
2017 NCAA Division I Women's Final Four - Semifinal #1
Fouled Out: none

Score by periods table with columns: 1st, 2nd, 3rd, 4th, Total. #6/6 Stanford: 12, 17, 8, 16, 53. #3/4 South Carolina: 14, 6, 21, 21, 62.

Last FG - STAN 4th-00:29, SC 4th-00:42.
Largest lead - STAN by 10 2nd-01:34, SC by 9 4th-00:04.
STAN led for 15:29, SC led for 22:35. Game was tied for 01:56.

Points In Off 2nd Fast Bench
Paint T/O Chance Break
STAN 34 9 8 11 24
SC 34 13 19 4 8

Score tied - 1 time.
Lead changed - 5 times.