



2012 SOUTH CAROLINA GAMECOCK SOFTBALL

Contact: Koby Padgett ♦ **Office:** (803) 777-8017 ♦ **Cell:** (803) 386-8345 ♦ **Fax:** (803) 777-2967 ♦ **E-mail:** kpadgett@sc.edu

Web: GamecocksOnline.com ♦ **Address:** Williams Brice Stadium, 1125 George Rogers Blvd., Columbia, SC 29208

2012 Schedule/Results (19-16, 2-9 SEC)

| Date | Opponent | W | L | Score/Time |
|------|-----------------------------|---|---|-------------|
| 2/10 | Tennessee State# | | L | 2-4 |
| 2/11 | Western Kentucky# | W | | 5-4 (8) |
| 2/11 | Winthrop# | W | | 8-1 |
| 2/12 | Cleveland State# | W | | 7-4 |
| 2/17 | vs. Providence% | W | | 11-3 (5) |
| 2/18 | vs. Illinois-Chicago% | W | | 5-0 |
| 2/18 | at Florida International% | L | | 1-3 |
| 2/19 | vs. Jacksonville% | L | | 6-7 |
| 2/19 | vs. Villanova% | W | | 15-3 (5) |
| 2/22 | Winthrop | W | | 9-1 (5) |
| 2/24 | Elon& | | | Canceled |
| 2/25 | Appalachian State& | W | | 7-4 |
| 2/25 | Presbyterian& | W | | 8-1 |
| 2/26 | George Washington& | W | | 4-2 |
| 2/28 | Charleston Southern | L | | 0-2 |
| 2/28 | Charleston Southern | W | | 11-2 (5) |
| 2/29 | at Charlotte | W | | 13-7 |
| 3/2 | vs. Portland State^ | W | | 2-1 |
| 3/2 | vs. Maine^ | W | | 13-4 (5) |
| 3/3 | at UC Riverside^ | W | | 9-4 |
| 3/4 | vs. UC Davis^ | W | | 3-2 |
| 3/7 | at Coastal Carolina | L | | 1-2 |
| 3/7 | at Coastal Carolina | L | | 2-5 |
| 3/9 | Arkansas* | L | | 4-5 (8) |
| 3/10 | Arkansas* | W | | 7-2 |
| 3/11 | Arkansas* | W | | 8-7 |
| 3/13 | Mississippi State* | L | | 6-10 |
| 3/13 | Mississippi State* | L | | 0-9 (5) |
| 3/14 | Charlotte | W | | 6-5 |
| 3/16 | at No. 4/4 Florida* | L | | 1-9 (5) |
| 3/17 | at No. 4/4 Florida* (SUN) | L | | 0-1 |
| 3/18 | at No. 4/4 Florida* | L | | 3-7 |
| 3/21 | at No. 24/25 North Carolina | L | | 0-8 (5) |
| 3/23 | LSU* | L | | 0-5 |
| 3/24 | LSU* | L | | 0-5 |
| 3/25 | LSU* | L | | 0-9 (6) |
| 3/28 | at Winthrop | | | 7 PM |
| 3/31 | Longwood (DH) | | | 1 PM |
| 4/6 | at Kentucky* | | | 6 PM |
| 4/7 | at Kentucky* | | | 1 PM |
| 4/8 | at Kentucky* | | | 1 PM |
| 4/11 | at Georgia* (DH) | | | 5 PM |
| 4/13 | at Alabama* | | | 7:30 PM |
| 4/14 | at Alabama* | | | 4:30 PM |
| 4/15 | at Alabama* | | | 2:30 PM |
| 4/20 | Tennessee* | | | 7 PM |
| 4/21 | Tennessee* | | | 4 PM |
| 4/22 | Tennessee* | | | 1 PM |
| 4/27 | Auburn* | | | 7 PM |
| 4/28 | Auburn* | | | 7 PM |
| 4/29 | Auburn* | | | 1 PM |
| 5/4 | at Mississippi* | | | 7 PM |
| 5/5 | at Mississippi* | | | 3 PM |
| 5/6 | at Mississippi* | | | 2 PM (SPSO) |

Bold indicates home game

All times Eastern

* - Southeastern Conference Game

- Palmetto Classic (Beckham Field)

% - Blue & Gold Feisberg Memorial (Miami, Fla.)



& - Gamecock Invitational (Beckham Field)

^ - Highlander Classic (Riverside, Calif.)

SUN - Sun Sports

SPSO - SportSouth

Next Four Opponents

| | | | |
|--|---|--|--|
|  <p>Winthrop (11-20) Wed., March 28 Rock Hill, S.C.</p> <p>Series History SC leads 44-8-1</p> <p>Trend SC won 5 of 6</p> <p>Last Meeting SC won 9-1 (5) (2/22/12)</p> |  <p>Longwood (23-12) Sat., March 31 (DH) Beckham Field</p> <p>Series History Series tied 2-2</p> <p>Trend Longwood won last 2</p> <p>Last Meeting LU won 8-7 (4/9/11)</p> |  <p>Kentucky (15-16, 2-4 SEC) Fri-Sun., April 6-8 Lexington, Ky.</p> <p>Series History SC leads 34-16</p> <p>Trend UK won 7 of 9</p> <p>Last Series UK won (4/23-24/11)</p> |  <p>Georgia (27-5, 7-2 SEC) Wed., April 11 (DH) Athens, Ga.</p> <p>Series History UGA leads 29-23</p> <p>Trend UGA won last 11</p> <p>Last Series UGA swept (3/16/11)</p> |
|--|---|--|--|

Inside

- ✓ South Carolina's roster and breakdown (p. 2)
- ✓ Break from SEC to face Winthrop, Longwood (p. 3)
- ✓ Garcia strong atop lineup (p. 3)
- ✓ Trio of seniors specializing in 2B, 3B and HR (p. 3)
- ✓ South Carolina's record in March (p. 3)
- ✓ Evan Childs posts first SC walkoff in six years (p. 3)
- ✓ Power good predictor for SC wins (p. 3)
- ✓ Starting innings right offensively a big plus for SC (p. 3)
- ✓ Gonzales adjusting well for Gamecocks (p. 4)
- ✓ Gamecocks have posted big individual RBI days (p. 4)
- ✓ Hawkins' power evident (p. 4)
- ✓ A close game turnaround would help (p. 4)
- ✓ Gamecocks in the SEC stats (p. 5 sidebar)
- ✓ Experience reigns for Gamecocks (p. 5)
- ✓ Scouting foes, history and last meetings (p. 6)
- ✓ Gamecocks in the NCAA stat rankings (p. 7 sidebar)
- ✓ SC updates to career charts (p. 8 sidebar)
- ✓ SC lineup by position & batting order (p. 9-10)
- ✓ SC player updates (p. 11-16)
- ✓ Box score QR links (p. 17-18)

South Carolina Pitching Staff

| No. | Name | Ht. | Class | ERA | W-L | App-GS | Sv | IP | BB | So | Avg. | Notes |
|-----|-----------------|------|-------|------|-----|--------|----|------|----|----|------|------------------------------|
| 80 | Audrey Broyles | 5-10 | R-Jr. | 3.23 | 5-5 | 12-10 | 0 | 56.1 | 29 | 28 | .251 | Posted 2 W's at UCR |
| 33 | Katelynn Howser | 5-8 | Fr. | 3.20 | 8-4 | 25-11 | 3 | 92.0 | 63 | 63 | .247 | 10 Ks, 8 BB in W vs. Pres. |
| 9 | Kristen Struett | 5-7 | Fr. | 6.00 | 0-0 | 1-0 | 0 | 2.1 | 2 | 0 | .333 | 1st career app. vs. LSU 3/25 |
| 21 | Kierstyn White | 5-10 | Sr. | 4.68 | 6-7 | 22-14 | 0 | 70.1 | 46 | 18 | .290 | 1st SHO vs. Illinois-Chicago |

Projected Starting Position Players

| Pos. | Name | B/T | Ht. | Class | Avg/OBP/SLG | Notes |
|------|------------------|-----|------|-------|----------------|---|
| C | Shelby Gonzales | R/R | 5-8 | Jr. | .255/.424/.431 | Solid defender with 3 HR |
| 1B | Molly Brossart | R/R | 5-7 | Sr. | .209/.308/.269 | 2-for-3 with 2 R, 2 RBI vs. Villanova |
| 1B/C | Olivia Lawrence | L/R | 5-6 | Fr. | .195/.283/.317 | Hit first career homer in game two at Coastal |
| 2B | Dana Hathorn | R/R | 5-6 | So. | .321/.362/.422 | 3-for-4 with career high 3 R at Charlotte |
| 3B | Evan Childs | R/R | 5-10 | Sr. | .317/.403/.644 | Tied for 9th on SC's career HR list |
| SS | Samie Garcia | L/R | 5-6 | Jr. | .409/.463/.618 | Had a team-best 21-game hitting streak |
| LF | Kaitlin Westfall | R/R | 5-6 | Sr. | .267/.375/.485 | Tops in SEC with 14 doubles |
| CF | Lauren Lackey | L/R | 5-6 | Sr. | .416/.454/.525 | Team's leading hitter |
| RF | Chelsea Hawkins | R/R | 5-5 | So. | .330/.375/.526 | Second on team with 19 RBI |
| DP | Kaela Jackson | R/R | 5-6 | R-Sr. | .237/.275/.395 | 2 2Bs, including one vs. Arkansas (3/10) |

Coaching Staff

Head Coach

Beverly Smith

Assistant Coaches

Janelle Breneman, Calvin Beamon

Volunteer Assistant

Chrissy Schoonmaker

Student Assistant

Ashley Chastain

Numerical Roster

| No | Name | Pos. | B/T | Ht. | Class | EX | Hometown/Previous School |
|----|------------------|------|-----|------|-------|----|---|
| 1 | Molly Brossart | 1B | R/R | 5-8 | Sr. | 1L | Tucson, Ariz./Yavapai College |
| 4 | Lauren Lackey | OF | L/R | 5-6 | Sr. | 3L | Lake Elsinore, Calif./Temescal Canyon |
| 9 | Kristen Struett | OF/P | R/R | 5-7 | Fr. | HS | Westminster, Calif./Marina |
| 10 | Chelsea Hawkins | OF | R/R | 5-6 | So. | 1L | Piedmont, S.C./Wren |
| 11 | Evan Childs | IF | R/R | 5-10 | Sr. | 3L | Conway, S.C./Conway |
| 12 | Samie Garcia | IF | L/R | 5-6 | Jr. | 1L | Downey, Calif./Cerritos College |
| 13 | Kelley Dillon | IF | R/R | 5-7 | Sr. | 1L | Hanahan, S.C./College of Charleston |
| 14 | Kylie Morin | IF | L/R | 5-7 | Sr. | 1L | Salem, Ore./Yavapai College |
| 15 | Lacey Rother | C/1B | R/R | 5-11 | Fr. | HS | Long Beach, Calif./Lakewood |
| 16 | Sam Arbaugh | IF | R/R | 5-1 | Sr. | 3L | Aiken, S.C./Aiken |
| 17 | Shelby Gonzales | C | R/R | 5-8 | Jr. | TR | Moses Lake, Wash./North Idaho College |
| 18 | Codee Yeske | IF | R/R | 5-8 | So. | TR | Lexington, S.C./Presbyterian |
| 20 | Kaitlin Westfall | OF | R/R | 5-6 | Sr. | 3L | Macon, Ga./Mount de Sales Academy |
| 21 | Kierstyn White | P | R/R | 5-10 | Sr. | 3L | Columbia, S.C./Irmo |
| 22 | Jackie Slawson | OF | L/R | 5-8 | Sr. | 1L | Ladson, S.C./Spartanburg Methodist College |
| 23 | Julie Sarratt | P/1B | R/R | 5-4 | So. | 1L | Gaffney, S.C./Gaffney |
| 24 | Dana Hathorn | IF | R/R | 5-6 | So. | 1L | Orlando, Fla./Timber Creek |
| 25 | Olivia Lawrence | C/1B | L/R | 5-6 | Fr. | HS | Woodstown, N.J./Gloucester Catholic |
| 30 | Kaela Jackson | OF | R/R | 5-6 | R-Sr. | 1L | Morristown, Tenn./Chattanooga State Community College |
| 33 | Katelynn Howser | P | R/R | 5-8 | Fr. | HS | Woodstock, Ga./Sequoyah |
| 42 | Hannah Milks | OF | R/R | 5-5 | Jr. | 2L | Greenville, S.C./Wade Hampton |
| 80 | Audrey Broyles | P | R/R | 5-10 | R-Jr. | 2L | Pembroke Pines, Fla./Pembroke Pines Charter |

Alphabetical Roster

| No | Name | Pos. | B/T | Ht. | Class | EX | Hometown/Previous School |
|----|------------------|------|-----|------|-------|----|---|
| 16 | Sam Arbaugh | IF | R/R | 5-1 | Sr. | 3L | Aiken, S.C./Aiken |
| 1 | Molly Brossart | 1B | R/R | 5-8 | Sr. | 1L | Tucson, Ariz./Yavapai College |
| 80 | Audrey Broyles | P | R/R | 5-10 | R-Jr. | 2L | Pembroke Pines, Fla./Pembroke Pines Charter |
| 11 | Evan Childs | IF | R/R | 5-10 | Sr. | 3L | Conway, S.C./Conway |
| 13 | Kelley Dillon | IF | R/R | 5-7 | Sr. | 1L | Hanahan, S.C./College of Charleston |
| 12 | Samie Garcia | IF | L/R | 5-6 | Jr. | 1L | Downey, Calif./Cerritos College |
| 17 | Shelby Gonzales | C | R/R | 5-8 | Jr. | TR | Moses Lake, Wash./North Idaho College |
| 24 | Dana Hathorn | IF | R/R | 5-6 | So. | 1L | Orlando, Fla./Timber Creek |
| 10 | Chelsea Hawkins | OF | R/R | 5-6 | So. | 1L | Piedmont, S.C./Wren |
| 33 | Katelynn Howser | P | R/R | 5-8 | Fr. | HS | Woodstock, Ga./Sequoyah |
| 30 | Kaela Jackson | OF | R/R | 5-6 | R-Sr. | 1L | Morristown, Tenn./Chattanooga State Community College |
| 4 | Lauren Lackey | OF | L/R | 5-6 | Sr. | 3L | Lake Elsinore, Calif./Temescal Canyon |
| 25 | Olivia Lawrence | C/1B | L/R | 5-6 | Fr. | HS | Woodstown, N.J./Gloucester Catholic |
| 42 | Hannah Milks | OF | R/R | 5-5 | Jr. | 2L | Greenville, S.C./Wade Hampton |
| 14 | Kylie Morin | IF | L/R | 5-7 | Sr. | 1L | Salem, Ore./Yavapai College |
| 15 | Lacey Rother | C/1B | R/R | 5-11 | Fr. | HS | Long Beach, Calif./Lakewood |
| 23 | Julie Sarratt | P/1B | R/R | 5-4 | So. | 1L | Gaffney, S.C./Gaffney |
| 22 | Jackie Slawson | OF | L/R | 5-8 | Sr. | 1L | Ladson, S.C./Spartanburg Methodist College |
| 9 | Kristen Struett | OF/P | R/R | 5-7 | Fr. | HS | Westminster, Calif./Marina |
| 20 | Kaitlin Westfall | OF | R/R | 5-6 | Sr. | 3L | Macon, Ga./Mount de Sales Academy |
| 21 | Kierstyn White | P | R/R | 5-10 | Sr. | 3L | Columbia, S.C./Irmo |
| 18 | Codee Yeske | IF | R/R | 5-8 | So. | TR | Lexington, S.C./Presbyterian |

Coaching Staff

Head Coach

Beverly Smith (North Carolina, 1995)

Assistant Coach

Janelle Breneman (Bloomsburg, 1994)

Assistant Coach

Calvin Beamon (UNLV, 2010)

Volunteer Ass't. Coach

Chrissy Schoonmaker (South Carolina, 2007)

Student Ass't. Coach

Ashley Chastain (South Carolina, 2011)

Roster by Class

Senior (10): Sam Arbaugh, Molly Brossart, Evan Childs, Kelley Dillon, Kayla Jackson, Lauren Lackey, Kylie Morin, Jackie Slawson, Kaitlin Westfall, Kierstyn White

Junior (4): Audrey Broyles, Samie Garcia, Shelby Gonzales, Hannah Milks

Sophomore (4): Dana Hathorn, Chelsea Hawkins, Julie Sarratt, Codee Yeske

Freshman (4): Katelynn Howser, Olivia Lawrence, Lacey Rother, Kristen Struett

Roster by Height

5-11 Lacey Rother
5-10 Audrey Broyles, Evan Childs, Kierstyn White
5-8 Molly Brossart, Shelby Gonzales, Katelynn Howser, Jackie Slawson, Codee Yeske
5-7 Kelley Dillon, Kylie Morin, Kristen Struett
5-6 Samie Garcia, Dana Hathorn, Chelsea Hawkins, Kaela Jackson, Lauren Lackey, Olivia Lawrence, Kaitlin Westfall
5-5 Hannah Milks
5-4 Julie Sarratt
5-1 Sam Arbaugh

Roster by State

South Carolina (9): Sam Arbaugh, Evan Childs, Kelley Dillon, Chelsea Hawkins, Hannah Milks, Julie Sarratt, Jackie Slawson, Kierstyn White, Codee Yeske

California (4): Samie Garcia, Lauren Lackey, Lacey Rother, Kristen Struett

Florida (2): Audrey Broyles, Dana Hathorn

Georgia (2): Katelynn Howser, Kaitlin Westfall

Arizona (1): Molly Brossart

New Jersey (1): Olivia Lawrence

Oregon (1): Kylie Morin

Tennessee (1): Kaela Jackson

Washington (1): Shelby Gonzales

Gamecocks Take Break from SEC with Game at Winthrop, DH vs. Longwood

South Carolina steps out of conference play for its next three games, first traveling to face Winthrop on Wednesday night at Terry Field before hosting Longwood in a doubleheader on Saturday. First pitch in Rock Hill is set for 7 p.m. on Wednesday, while Saturday's twinbill begins at 1 p.m. A live audio stream for all three games will be on GamecocksOnline.com, while live stats will also be available.

Garcia Still Strong Atop Lineup

Shortstop Samie Garcia ranks second on the team and fifth in the SEC with a .409 batting average and with 45 hits. She's also sixth in the SEC in runs, tied for fifth in sixth and knotted at seventh for doubles.

The junior saw her 21-game hitting streak snapped in the first game versus Arkansas (3/9), the second-longest documented skein in Gamecock history. Her biggest day came in front of family and a large crowd at the Highlander Classic, when Garcia went 3-for-4 with the game-tying RBI double in the 3-2 comeback win over UC Davis. And during the Blue & Gold Feisberg Memorial, she led the team with nine RBI in the event. Her grand slam versus Providence helped propel South Carolina to the 9-1 (5) win.

Childs Prefers to Trot . . .

Senior third baseman Evan Childs has tallied nine homers on the year, tied for third most in a single season at South Carolina. Two came in the Gamecocks' series-clinching 8-7 victory over Arkansas on March 11, the second-career two-homer game for Childs, tying the program's single-game record again. She hit the second homer off Florida Gator pitching this season on March 18. With 15 in her career, she's tied for seventh on South Carolina's all-time list with Samantha Jennings and Tina Plew. She's vying to be the first Gamecock since McKenna Hughes (2004-07) to lead the team in homers twice in her career.

While Lackey Likes Stretching It to Three . . .

Senior outfielder Lauren Lackey has four triples on the year, tying for the SEC lead. Lackey is looking to be the first Gamecock since Ashton Payne in 2007-08 to lead the team in triples in consecutive seasons. Tied for ninth on the Gamecocks' career triples chart with nine, one more would push Lackey into a tie for seventh with two former standouts, including two-time All-American Karen Sanchelli.

Westfall A Double Machine in 2012

Senior leftfielder Kaitlin Westfall leads the SEC with 14 doubles this season, one shy of making South Carolina's single-season top-10 list. Westfall has four more than her closest competition in the league. Five of Westfall's came in the Blue & Gold Feisberg Memorial, as she posted two each in wins over Illinois-Chicago and Villanova.

Carolina in the Month of March

Since 1984, the Gamecocks are 422-222-3 (.655) in the third month of the year. Last season, the mark was 8-11 in March for South Carolina.

Childs' Game-Ending Blast New Feeling for These Gamecocks

South Carolina senior Evan Childs ended the series finale against Arkansas with a two-run home run, helping the team claim its first win of the season when trailing heading into the seventh inning. Childs' walk-off shot is the first for the Gamecocks since McKenna Hughes ended a nine-inning affair against Ole Miss in similar fashion in the second game of the doubleheader on May 5, 2007. It was Hughes' ninth round-tripper in her program-best 11-homer year.

The Long Ball Proving to Be Bellweather Again for Gamecocks

The 2012 Gamecocks have tallied 28 homers on the year, tied with the 1994 team for the fifth-highest total in program history. And yet again, the homers point to good things for the team. South Carolina is 13-3 when sending at least one ball out, while it is 3-12 when going without a triple or homer. Last season, the Gamecocks went 17-6 in games in which they hit a homer while winning just three games when the team did not record at least one triple or one home run.

Starting Things Right Very Important for Gamecocks

The Gamecocks thrive when they reach base to start an inning. As a team, South Carolina gets on base at a .412 clip to begin a frame. In the 18 contests where the team has started two or fewer innings with a base runner reaching, the Gamecocks are 6-12.

Hits Kept Coming vs. Charlotte

South Carolina posted 18 hits in the victory at Charlotte on Feb. 29. That mark is the best since March 5, 2005, when the Gamecocks had 20 in a 15-2 win over South Dakota State.

Quick Facts

| | |
|--|----------------------------------|
| Location | Columbia, S.C. |
| Founded | 1801 |
| Enrollment | 28,481 |
| Colors | Garnet (PMS 202C) and Black |
| Nickname | Gamecocks |
| Affiliation | Southeastern (Eastern Division) |
| President | Dr. Harris Pastides |
| Athletic Director | Eric Hyman |
| Senior Associate AD/SWA | Judy Van Horn |
| Assistant AD (Sport Supervisor) | Raymond Harrison |
| Faculty Athletics Representative | Dr. Zach Kelehear |
| Home Field | Beckham Field |
| Capacity | 700 |
| Dimensions | L-200, C-220, R -200, Alleys-210 |
| NCAA Tournament Appearances | 15 |
| NCAA Super Regional Appearances | 1 |
| NCAA College World Series Appearances | 3 |
| IAIAW College World Series Appearances | 5 |
| SEC Championships | 1 |
| SEC Eastern Division Championships | 4 |
| SEC Tournament Championships | 2 |
| 2011 Record | 26-30 |
| 2011 Conference Record | 6-22 |
| 2011 Conference Finish | 5th East |
| Postseason | N/A |
| Letterwinners Returning/Lost | 16/6 |
| Position Starters Returning/Lost | 8/2 |
| Pitchers Returning/Lost | 3/2 |
| Newcomers | 6 |

Media Information

| | |
|---------------------------------------|--|
| Director of Media Relations | Steve Fink |
| Asst. Director/Softball Contact | Koby Padgett |
| Office Phone | (803) 777-8017 |
| Email | kpadgett@sc.edu |
| Personal Phone | (803) 386-8345 |
| Office FAX | (803) 777-2967 |
| Department Website | GamecocksOnline.com |
| Dept. Facebook | facebook.com/GamecocksOnline |
| Team Facebook | facebook.com/GamecockSoftball |
| Dept. Twitter | Twitter.com/GamecocksOnline |
| Team Twitter | Twitter.com/GamecockSoftball |
| Mailing Address | 1125 George Rogers Blvd. Williams Brice Stadium Columbia, SC 29208 |

Pronunciation Guide

| | |
|---------------------------|----------------|
| Molly BROSSART | BRAH-surt |
| Dana HATHORN | HATH-horn |
| Kylie MORIN | mo-RIN |
| Julie SARRATT | Sah-RAT |
| Chrissy SCHOONMAKER | SCHOON-make-er |
| CODEE YESKE | KO-dee YES-key |

Gamecock Staff

| | |
|---------------------------------|---|
| Head Coach | Beverly Smith |
| Alma Mater | North Carolina, 1995 |
| Overall/SC Record | 45-46/Same |
| Assistant Coach | Janelle Breneman |
| Alma Mater | Bloomsburg, 1994 |
| Assistant Coach | Calvin Beamon |
| Alma Mater | UNLV, 2010 |
| Volunteer Assistant Coach | Chrissy Schoonmaker |
| Alma Mater | South Carolina, 2007 |
| Student Assistant Coach | Ashley Chastain |
| Alma Mater | South Carolina, 2011 |
| Managers | Taylor Barbalace, Robert Beary, Chelsea Guyton |
| Athletic Trainer | Caroline Crowley |

National Rankings - March 20 (Week 6)*USA Today/NFCA*

| Rk | Team | Record | Points | Pre. |
|----|---------------------|--------|--------|------|
| 1 | California (20) | 29-1 | 740 | 2 |
| 2 | Alabama (10) | 30-1 | 724 | 1 |
| 3 | Washington | 32-1 | 691 | 3 |
| 4 | Florida | 29-2 | 656 | 4 |
| 5 | Arizona State | 31-3 | 634 | 5 |
| 6 | Texas | 26-2 | 598 | 6 |
| 7 | Oklahoma | 26-4 | 563 | 7 |
| 8 | Louisiana-Lafayette | 30-1 | 526 | 8 |
| 9 | Georgia | 27-5 | 487 | 11 |
| 10 | Tennessee | 23-7 | 470 | 12 |
| 11 | Louisville | 27-0 | 454 | 13 |
| 12 | Missouri | 23-5 | 409 | 10 |
| 13 | Stanford | 25-6 | 401 | 9 |
| 14 | UCLA | 21-6 | 356 | 16 |
| 15 | Texas A&M | 22-9 | 282 | 19 |
| 16 | Hawai'i | 26-3 | 271 | 18 |
| 17 | Oregon | 19-4 | 263 | 17 |
| 17 | Baylor | 22-8 | 248 | 15 |
| 19 | Arizona | 19-8 | 241 | 14 |
| 20 | Michigan | 21-9 | 223 | 20 |
| 21 | USF | 29-5 | 159 | 22 |
| 22 | Florida State | 29-5 | 139 | 23 |
| 23 | North Carolina | 22-8 | 57 | 24 |
| 24 | Auburn | 24-9 | 49 | 21 |
| 25 | New Mexico | 22-6 | 40 | RV |

RV: LSU 30, Tulsa 14, Oregon State 6, DePaul 5, Georgia Tech 3, Kentucky 3, Syracuse 3, BYU 2, Troy 2, Kansas 1.

ESPN.com/USA Softball

| Rk | Team | Record | Points | Pre. |
|-----|---------------------|--------|--------|------|
| 1. | California (18) | 29-1 | 498 | 2 |
| 2. | Alabama (2) | 30-1 | 475 | 1 |
| 3. | Washington | 32-1 | 464 | 3 |
| 4. | Florida | 29-1 | 436 | 4 |
| 5. | Arizona State | 31-3 | 409 | 6 |
| 6. | Texas | 26-2 | 406 | 5 |
| 7. | Oklahoma | 26-4 | 369 | 7 |
| 8. | Louisiana-Lafayette | 30-1 | 356 | 8 |
| 9. | Tennessee | 23-7 | 344 | 11 |
| 10. | Georgia | 27-5 | 318 | 12 |
| 11. | Louisville | 27-0 | 300 | 14 |
| 12. | Missouri | 23-5 | 267 | 10 |
| 13. | Stanford | 25-6 | 262 | 9 |
| 14. | UCLA | 21-6 | 212 | 16 |
| 15. | Texas A&M | 22-9 | 187 | 19 |
| 16. | Oregon | 19-6 | 183 | 15 |
| 17. | Arizona | 19-8 | 167 | 13 |
| 18. | Hawaii | 26-3 | 163 | 17 |
| 19. | Michigan | 21-9 | 156 | 20 |
| 20. | Baylor | 22-8 | 134 | 18 |
| 21. | USF | 29-5 | 123 | 22 |
| 22. | Florida State | 29-5 | 93 | 23 |
| 23. | LSU | 23-7 | 43 | RV |
| 24. | Auburn | 24-9 | 32 | 21 |
| 25. | Syracuse | 19-8 | 31 | 24 |

RV: North Carolina 28; Oregon State 20; Tulsa 8; New Mexico 7; DePaul 4; Nebraska 3; Kansas 1; Troy 1.

Hathorn Leads Gamecocks to Walkoff Win vs. Charlotte

Sophomore second baseman Dana Hathorn stepped up with another big hit to lead the Gamecocks over Charlotte on March 14. She poked a single to left to score Kaitlin Westfall from third and give South Carolina its second comeback win in four days.

Hathorn's biggest game of the year came in the Feb. 22 win over Winthrop, when she provided two two-run doubles to help lead the team to a 9-1 win in five innings over the Eagles.

Gonzales Coming on Strong

Junior catcher Shelby Gonzales knew there'd be an adjustment period in her first year of NCAA Division I softball. Last season's NJCAA Division I RBI leader has seemed to make those in recent weeks. She's fourth on the team with a .424 on-base percentage and with three home runs. She's been big with runners in scoring position and two outs, going 5-for-8 and driving in eight runs.

Big RBI Games Already Surpassing Last Year

The Gamecocks have posted five four-RBI games already in 2012, three more than what the team did in the whole of 2011. Sophomores Chelsea Hawkins (2/11) and Dana Hathorn (2/22) both drove home four in wins over Winthrop, while junior Samie Garcia had a grand slam in the win over Providence (2/17). Senior Evan Childs has two four-RBI games on the season, the last in the comeback triumph over Arkansas to clinch the series on March 11.

Hawkins Providing Thump

Sophomore Chelsea Hawkins has provided a lot of power for the Gamecocks this season, hitting five homers, two shy of making South Carolina's top-10 single-season charts. She's driven in 20 runs, tied for second on the team, and stands third in batting average (.330) and slugging percentage (.526). The only blemish is the 24 strikeouts in 97 at bats.

Horseshoes, Hand Grenades, Etc.

In last year's 26-30 season, South Carolina went 7-11 in one-run games and 1-3 in extra-inning affairs. Turning half of those one-run losses into wins would move the Gamecocks a long way to their goal of NCAA Tournament eligibility. The Gamecocks stand at 1-1 in extra-inning games this season, getting a 5-4 victory in eight over Western Kentucky, and hold a 5-4 mark in one-run games.

Howser a Bullpen Ace in Early Going

Freshman Katelynn Howser has done some of her best work in 2012 out of the bullpen. In 14 relief appearances, she's picked up three saves, which ranks ninth on South Carolina's single-season chart, and three of her eight wins. In the 40.1 innings of relief, she's posted a 2.60 ERA. In her 11 starts, she's 5-4, tossing five complete games and posting a 3.66 ERA in 51.2 innings.

Early Season Schedule Provided Tests

While the first glance at South Carolina's pre-conference schedule may lead one to think that they should have all been easy games, closer examination says otherwise. Three of the contests came against defending conference champions and NCAA Tournament teams in Illinois-Chicago (Horizon), Jacksonville (Atlantic Sun) and Portland State (Pacific Coast Softball). The Gamecocks went 2-1 in those games, including shutting out the UIC Flames.

Seven Games of HR Equals 2009 Season Total

South Carolina combined to hit 13 homers in the seven-game stretch from Feb. 28-March 4. That total matches what the 2009 team did in 45 games and surpassed the outputs of both 2008 and 2010. In 31 games in 2012, South Carolina has hit 28 homers, three more than in the whole of 2011. The program record is 38 long balls in a season, set in 2003.

South Carolina Defense Downfall in Early Losses

A common strand ran through the first three Gamecock losses: defensive errors and unearned runs. South Carolina committed seven errors combined and allowed nine unearned runs. Only the Tennessee State game would have stay tied without those runs; the rest would all favor the Gamecocks. Errors also haunted the Gamecocks in the first game against Mississippi State, as four unearned runs crossed in the 10-6 setback on March 13.

Last season, South Carolina went 21-19 when making one or no errors. That record fell to 5-7 in games with two errors. When the Gamecocks made three or more errors, they went 0-4. This season, the Gamecocks are 15-10 when making one or less errors but 4-6 when committing two or more.

SEC Standings

Eastern Division

| | SEC | Pct. | All | Pct. | H | A | N | Div | Top 25 | Last 10 | Streak |
|----------------|------|------|-------|------|------|-----|-----|-----|--------|---------|--------|
| Florida | 10-1 | .909 | 29-2 | .935 | 13-0 | 8-1 | 8-1 | 5-1 | 4-2 | 9-1 | W8 |
| Georgia | 7-2 | .778 | 27-5 | .834 | 18-2 | 5-2 | 4-1 | 0-0 | 5-2 | 8-2 | W6 |
| Tennessee | 7-4 | .636 | 23-7 | .767 | 7-2 | 7-3 | 9-2 | 1-2 | 4-5 | 8-2 | W4 |
| Kentucky | 2-4 | .333 | 15-16 | .484 | 2-7 | 4-6 | 9-3 | 0-0 | 2-9 | 5-5 | L1 |
| South Carolina | 2-9 | .182 | 19-16 | .543 | 11-8 | 2-7 | 6-1 | 0-3 | 0-4 | 1-9 | L7 |

Western Division

| | SEC | Pct. | All | Pct. | H | A | N | Div | Top 25 | Last 10 | Streak |
|-------------------|------|------|-------|------|------|-----|-----|-----|--------|---------|--------|
| Alabama | 7-1 | .875 | 30-1 | .968 | 18-1 | 6-0 | 6-0 | 3-0 | 5-1 | 9-1 | W4 |
| LSU | 7-1 | .875 | 23-8 | .742 | 16-3 | 4-2 | 3-3 | 4-1 | 3-6 | 9-1 | W7 |
| Auburn | 3-5 | .375 | 24-9 | .727 | 14-2 | 4-4 | 6-3 | 1-1 | 4-4 | 4-6 | W1 |
| Mississippi | 2-6 | .250 | 13-15 | .464 | 4-4 | 2-9 | 7-0 | 2-3 | 0-8 | 2-8 | L6 |
| Mississippi State | 3-10 | .231 | 18-15 | .545 | 9-8 | 5-3 | 4-4 | 0-3 | 2-9 | 3-7 | L3 |
| Arkansas | 2-9 | .182 | 18-12 | .600 | 10-8 | 3-3 | 5-1 | 0-2 | 2-6 | 2-8 | L4 |

As of games played on March 25, 2012

Broyles Goes the Distance and More

Redshirt junior Audrey Broyles passed a personal milestone in her first start of 2012, tossing 117 pitches in the complete-game victory over Western Kentucky. That marked the first time since 2010 that Broyles had thrown that many pitches, when she threw 120 in the loss at Florida Atlantic. Broyles felt so strong that she tossed another 1.1 innings against Winthrop immediately following.

The Pembroke Pines, Fla., product leads the Gamecocks with a 2.23 ERA, tossing 47 innings this season. She made her first relief appearance of the year on March 11 and held Arkansas scoreless for the final 3.2 innings in the 8-7 comeback win. And when things get tough, she gets better, as the chart shows.

| Broyles When Opp. Have | Avg. |
|--------------------------------------|------|
| Runners | .222 |
| Runners & 2 Outs | .163 |
| Runners in Scoring Position | .246 |
| Runners in Scoring Position & 2 Outs | .133 |
| Bases Loaded | .167 |

South Carolina Offense Posts Back-to-Back 10+ Run Games

South Carolina rebounded from a two-hit effort in the first game against Charleston Southern to post consecutive 10+ run games. The Gamecocks rebounded with a 11-2 win in five innings over the Buccaneers on the nightcap of Feb. 28 before posting a 13-7 win at Charlotte on Feb. 29. The last time South Carolina scored 10+ in consecutive games was on April 3, 2005 when the Gamecocks run-ruled Kentucky in both halves of a doubleheader in Lexington by scores of 12-2 and 10-1.

On five occasions, the Gamecocks have posted double-digit runs, matching the team's best in the SEC era, hit by last year's squad and the 1997 league champions. The most recent team with more than five is the 1996 group, which posted 10 10+ run outings.

White Getting the Chance to Start and Finish

Senior pitcher Kierstyn White tossed her first career shutout on the trip to Miami. She blanked defending Horizon League champs Illinois-Chicago, coming within two outs of a no-hitter. The two-hit shutout stands out even more due to White's efficiency, using 74 pitches to get through the seven-inning affair.

In the past, White closed out other pitcher's starts, finishing 36 games over her first two years. Now, she has a chance to start and finish them, posting five complete games in 11 starts in '12.

Gamecocks Among Most Experienced Teams in NCAA Division I

South Carolina has 10 seniors listed on the roster for 2012, which is believed to be the most in NCAA Division I this year. Seven position starters return from last year, losing starters at catcher and designated player. When removing two players expected to sit out this year due to injury along with the starts by last year's seniors, the Gamecocks bring back 92.3 percent of their outfield starts and 84.8 percent of infield starts from third to first.

A Much Better Showing in 2011

South Carolina posted one of the best turnarounds in the country last year, the first under Beverly Smith. The 12 1/2 game improvement tied for 12th in NCAA Division I, and the mark was the eighth best for a team that finished 2010 under .500.

SC in the SEC Stats (As of March 25)

All Games

| HITTING CATEGORY | Stat | Rank |
|---------------------|------|-------|
| Batting Average | .301 | 6th |
| Slugging Percentage | .465 | 4th |
| On-Base Percentage | .379 | 8th |
| Runs Scored | 177 | 4th |
| Hits | 274 | 2nd |
| RBI | 159 | 4th |
| Doubles | 50 | 1st |
| Triples | 8 | T-3rd |
| Home Runs | 28 | 6th |
| Total Bases | 424 | 2nd |
| Walks | 93 | 8th |
| Hit by Pitches | 25 | 8th |
| Sacrifice Bunts | 27 | 2nd |
| Sacrifice Flies | 5 | 8th |
| Stolen Bases | 42 | 6th |

| PITCHING CATEGORY | Stat | Rank |
|--------------------------|------|------|
| Earned Run Average | 3.71 | 9th |
| Opposing Batting Average | .264 | 8th |
| Strikeouts | 109 | 10th |

| FIELDING CATEGORY | Stat | Rank |
|-----------------------|------|-------|
| Fielding Percentage | .960 | 7th |
| Chances | 943 | 2nd |
| Fielding Double Plays | 6 | T-9th |

SC Players in SEC Stats

| HITTING CATEGORY | Stat | Rank |
|---------------------|------|--------|
| Batting Average | | |
| Lauren Lackey | .416 | 3rd |
| Samie Garcia | .409 | 5th |
| Slugging Percentage | | |
| Evan Childs | .644 | 14th |
| Runs | | |
| Samie Garcia | 29 | 6th |
| Evan Childs | 23 | T-14th |
| Hits | | |
| Samie Garcia | 45 | 1st |
| Lauren Lackey | 42 | T-3rd |
| Dana Hathorn | 35 | T-10th |
| Runs Batted In | | |
| Evan Childs | 30 | 6th |
| Doubles | | |
| Kaitlin Westfall | 14 | 1st |
| Dana Hathorn | 9 | T-3rd |
| Samie Garcia | 7 | T-7th |
| Evan Childs | 6 | T-14th |
| Triples | | |
| Lauren Lackey | 4 | T-1st |
| Samie Garcia | 2 | T-6th |
| Home Runs | | |
| Evan Childs | 9 | T-3rd |
| Sacrifice Bunts | | |
| Hannah Milks | 5 | T-6th |
| Molly Brossart | 4 | T-12th |
| Lauren Lackey | 4 | T-12th |
| Sacrifice Flies | | |
| Evan Childs | 2 | T-6th |
| Stolen Bases | | |
| Lauren Lackey | 8 | T-13th |
| PITCHING CATEGORY | Stat | Rank |
| Saves | | |
| Katelynn Howser | 3 | T-1st |
| FIELDING CATEGORY | Stat | Rank |
| Assists | | |
| Evan Childs | 61 | T-5th |
| Dana Hathorn | 57 | T-7th |
| Samie Garcia | 54 | 10th |

| Hitting Streaks | Long '12 | Current | Career Long |
|------------------|----------|---------|-------------|
| Samie Garcia | 21 | - | 21 |
| Lauren Lackey | 14 | 1 | 14 |
| Evan Childs | 6 | - | 7 |
| Dana Hathorn | 6 | - | 6 |
| Kaitlin Westfall | 5 | 1 | 7 |
| Chelsea Hawkins | 5 | - | 5 |
| Kaela Jackson | 4 | - | 4 |
| Shelby Gonzales | 4 | - | 4 |
| Hannah Milks | 3 | - | 5 |
| Molly Brossart | 3 | - | 3 |
| Lacey Rother | 3 | - | 3 |
| Olivia Lawrence | 2 | - | 2 |
| Codee Yeske | 2 | - | 2 |
| Jackie Slawson | - | - | 3 |
| Sam Arbaugh | - | - | 1 |
| Kristen Struett | 1 | 1 | 1 |

Reached Base Streaks

| Streaks | Long '12 | Current | Career Long |
|------------------|----------|---------|-------------|
| Samie Garcia | 21 | - | 21 |
| Evan Childs | 18 | - | 18 |
| Lauren Lackey | 14 | 3 | 14 |
| Kaitlin Westfall | 10 | 1 | 10 |
| Dana Hathorn | 7 | - | 9 |
| Shelby Gonzales | 7 | 1 | 7 |
| Chelsea Hawkins | 6 | - | 6 |
| Molly Brossart | 5 | - | 12 |
| Kaela Jackson | 5 | - | 5 |
| Olivia Lawrence | 4 | - | 4 |
| Hannah Milks | 4 | - | 14 |
| Lacey Rother | 3 | - | 3 |
| Codee Yeske | 2 | - | 2 |
| Jackie Slawson | - | - | 3 |

Pitches Seen Per Plate Appearance

| | PA | NP | Avg. |
|------------------|-----|-----|------|
| Sam Arbaugh | 4 | 14 | 3.50 |
| Molly Brossart | 82 | 291 | 3.55 |
| Evan Childs | 121 | 417 | 3.45 |
| Samie Garcia | 126 | 385 | 3.06 |
| Shelby Gonzales | 69 | 282 | 4.09 |
| Dana Hathorn | 117 | 407 | 3.48 |
| Chelsea Hawkins | 104 | 441 | 4.24 |
| Kaela Jackson | 42 | 147 | 3.50 |
| Lauren Lackey | 112 | 370 | 3.30 |
| Olivia Lawrence | 46 | 212 | 4.61 |
| Hannah Milks | 54 | 183 | 3.39 |
| Kylie Morin | 1 | 1 | 1.00 |
| Lacey Rother | 38 | 149 | 3.92 |
| Jackie Slawson | 2 | 11 | 5.50 |
| Kristen Struett | 3 | 9 | 3.00 |
| Kaitlin Westfall | 123 | 463 | 3.76 |
| Codee Yeske | 17 | 76 | 4.47 |

Pitches Thrown Per Plate Appearance

| | BF | NP | Avg. |
|-----------------|-----|------|------|
| Audrey Broyles | 258 | 968 | 3.75 |
| Katelynn Howser | 428 | 1769 | 4.13 |
| Kristen Struett | 11 | 44 | 4.00 |
| Kierstyn White | 354 | 1158 | 3.27 |

Coaches Know a Bit about Winning

Last season was outside of the norm for the Gamecock coaching staff. Both head coach Beverly Smith and assistant coach Janelle Breneman came down from North Carolina, which was ranked in the top 25 in each of their last five seasons in Chapel Hill, while the Tar Heels made NCAA Tournament appearances eight times during Smith's tenure. Calvin Beamon also knows something about winning, claiming crowns at all three of his amateur stops. A high school state champion at Smoky Hill High School in Cherry Creek, Colo., Beamon won the NJCAA Division I title in 2003 at the College of Southern Nevada and the College World Series at Texas during 2005.

Scouting the Winthrop Eagles

Winthrop enters Wednesday's contest with an 11-20 record overall, dropping 10 straight, including five of those to top-25 teams in a tournament at Hawai'i. The Eagles are struggling everywhere but defensively, with the team holding a .970 fielding percentage.

Offensively, the Eagles rely on the duo of Chelsey Schoenfeldt and Megan Chapman. Schoenfeldt leads the team with a .360/.437/.517 line and with 29 RBI. She's one of four Eagles with three home runs. Chapman leads the team with 10 stolen bases in 15 tries and ranks second with a .345 batting average and .433 on-base percentage. McKenzie Corn leads Winthrop with 14 runs scored and is 7-for-9 in stolen base tries.

Natalie Becker tosses most of the Eagles' innings, posting a 3.53 ERA with 107 strikeouts and 71 walks in 101 innings. Schoenfeldt has struck out 33 and walked 16 in 75.2 innings, posting a 4.53 ERA. Foes are hitting .350 against Schoenfeldt compared to .223 against Becker.

Series History Versus the Eagles

South Carolina is 44-8-1 all-time against their rivals from Rock Hill in a series that dates back to 1975. In games that are known to have been played in Rock Hill, the Gamecocks are 7-3-1, including a 6-1 win last season. This year, the Gamecocks are 2-0 against the neighbors from an hour north.

The Last Meeting vs. Winthrop - Feb. 22, 2012

A second-straight offensive onslaught sent South Carolina to a 9-1 win in five innings over in-state rival Winthrop at Beckham Field. Sophomore second baseman Dana Hathorn led the Gamecocks with a 2-for-3 day, posting a pair of two-run doubles. Junior shortstop Samie Garcia went 2-for-3 with two runs scored and a stolen base. Junior rightfielder Hannah Milks and sophomore designated player Chelsea Hawkins both went 2-for-3 as well, with Hawkins driving in two with her first-inning double.

Scouting the Longwood Lancers

Longwood brings a 23-12 record into the weekend, sweeping a doubleheader at Hampton on Tuesday afternoon. The Lancers hit the ball well, posting 29 home runs as a team on the year, and they also have speed with 36 stolen bases.

Jordan Cox has nine homers and 27 runs driven in, both high marks for Longwood, but she's hitting .250, eighth on the team. Megan Baltzell has a .379/.472/.728 line, posting seven home runs and 27 RBI. She's also stolen 10 bases in 12 tries. Leta Bressin leads the Lancers with a .403 batting average and 10 stolen bases. Marci Christian has five homers and 21 RBI, while Brooke Short has four homers and 21 RBI.

Libby Morris has a 5.05 ERA with 50 strikeouts and 46 walks in 94.1 innings, the most work of any Lancer. Short holds a 4.06 ERA and 32 strikeouts against 17 walks in 58.2 innings. Ashley Cornell has a 2.83 ERA in 64.1 innings, striking out 28 and walking 32. As a group, the Lancers have hit 43 batters.

Series History Versus the Lancers

The all-time series is knotted at 2-2, with both teams sweeping doubleheaders at their home field. The Gamecocks did that feat on Feb. 16, 2010, while the Lancers responded in kind on April 9, 2011.

The Last Series vs. Longwood - April 9, 2011

Stranding nine runners in the contest, South Carolina dropped the first game of the doubleheader 3-1 at Longwood. Samie Garcia and Hannah Milks both had two hits, with Milks posting a double. Laura Mendes drew two walks and drove in a run, while Molly Brossart also walked twice. Tricia Nelson was the only Lancer to post two hits in the contest, going 2-for-2.

Maggie Margadonna's homer in the seventh ended a back-and-forth game and gave Longwood an 8-7 victory over South Carolina in the second game at Lancer Field. With one down in the seventh, Margadonna launched a 3-1 pitch out to left to break a 7-7 tie and end the game. She went 2-for-4 with a double and the homer. The Gamecocks took a 1-0 lead when Samie Garcia deposited the first pitch of the game over the wall in center. But the Lancers followed with four in the first, the final three coming on home runs. Nichole Simmons scored from third on a double steal, while Brooke Short hit her second two-run homer of the day. Jordan Cox followed with a homer to nearly the same spot as Short's to make it 4-1.

Strong Weekend Propels Quartet Onto Gamecock Invite Team

Even in a rain-shortened event, the Gamecocks stood out, running to another title and claiming four spots on the all-tournament team. Samie Garcia earned the Gamecock Invitational MVP after going 7-for-11 in the event and leading the Gamecocks in runs and stolen bases. She was joined by three seniors: Evan Childs (three runs, four RBI, double and homer), Lauren Lackey (.545 batting average, two stolen bases) and Kierstyn White (two complete game wins).

Four Gamecocks Claim Palmetto Classic All-Tourney Honors

South Carolina took home the team title from the Palmetto Classic, and four Gamecocks led the way on the all-tournament team. Senior Kaitlin Westfall claimed MVP honors, leading South Carolina with five RBI on the weekend. Joining her on the team was another senior, Evan Childs, who posted a huge day in the win over Cleveland State. Sophomore Dana Hathorn captured a spot, collecting a hit in each of the four games, while redshirt junior Audrey Broyles also garnered recognition. Broyles had the complete-game win over Western Kentucky, an eight-inning affair.

Offensive Improvement Easy to See from '10 to '11

In 2011, the Garnet and Black tallied a batting average that was 51 points better than 2010 (.267-.216), an on-base percentage 54 points improved (.341-.287) and a slugging percentage 94 points better (.382-.288). From 2010 to 2011, the Gamecocks posted 89 more runs, 130 more hits, 14 more doubles, 10 more triples, 16 more homers, 36 more walks and 66 more stolen bases in '11. They also had 76 less strikeouts in 253 more at bats.

Record Speed in 2011

Last season, South Carolina recorded 79 stolen bases, tying the 1992 team for the second most in program history. That trailed only the 1995 squad (87) and marked just the fourth time in recorded history (since 1982) that the Gamecocks averaged over a steal per game (1992, 1994, 1995). The 2011 team did set one speed record, attempting to steal 99 stolen bases. The team 79.8 percent success rate ranks third in the last decade.

Hannah Milks wrote her name in the single-season record books twice for her work on the basepaths last year. Her 0.32 steals per game ranked ninth in Gamecock history, while her and senior Lauren Lackey's perfect percentage became the sixth and seventh such seasons at South Carolina. Milks stole 16 bases without being caught, one more than Lackey.

Offense (and Speed) Return Almost Fully from Last Year

South Carolina has a lot of offense returning from last year's team. In almost every major category (minus doubles and sacrifice flies), the Gamecocks have at least two-thirds of their firepower back. Most exciting is the 96 percent of stolen bases back from last year, the highest percentage of any stat. The chart below shows the full breakdown of what comes back for Beverly Smith's team.

| HITTING CATEGORY | Stat | % Back |
|------------------|------|--------|
| Runs Scored | 222 | 82% |
| Hits | 395 | 76% |
| Doubles | 63 | 59% |
| Triples | 16 | 69% |
| Home Runs | 25 | 76% |
| RBI | 182 | 71% |
| Total Bases | 565 | 73% |
| Walks | 137 | 66% |
| Sacrifice Bunts | 42 | 93% |
| Sacrifice Flies | 15 | 62% |
| Stolen Bases | 79 | 96% |

South Carolina Made Defenses Work in '11

The Gamecocks did a great job putting balls in play during 2011, posting the least number of strikeouts as a team in the SEC (230). That played a role in South Carolina's offensive resurgence.

SC in the NCAA Stats (as of games played on March 18)

Team Standings

| HITTING CATEGORY | Stat | Rank |
|-----------------------|------|------|
| Batting Average | .301 | 39th |
| Slugging Percentage | .465 | 32nd |
| Scoring | 5.06 | 55th |
| Doubles Per Game | 1.43 | 36th |
| Triples Per Game | 0.23 | 52nd |
| Home Runs Per Game | 0.80 | 49th |
| Stolen Bases Per Game | 1.20 | 93rd |

| PITCHING CATEGORY | Stat | Rank |
|--------------------|------|-------|
| Earned Run Average | 3.71 | 169th |

| FIELDING CATEGORY | Stat | Rank |
|-----------------------|------|-------|
| Fielding Percentage | .959 | 120th |
| Double Plays Per Game | 0.17 | 216th |

SC Players in NCAA Stats

| HITTING CATEGORY | Stat | Rank |
|---------------------|------|-------|
| Batting Average | | |
| Lauren Lackey | .416 | 57th |
| Samie Garcia | .409 | 73rd |
| Home Runs Per Game | | |
| Evan Childs | 0.26 | 64th |
| Chelsea Hawkins | 0.15 | 279th |
| RBI Per Game | | |
| Evan Childs | 0.86 | 117th |
| Chelsea Hawkins | 0.61 | 258th |
| Kaitlin Westfall | 0.57 | 265th |
| Doubles Per Game | | |
| Kaitlin Westfall | 0.40 | 8th |
| Dana Hathorn | 0.26 | 100th |
| Triples Per Game | | |
| Lauren Lackey | 0.11 | 26th |
| Slugging Percentage | | |
| Evan Childs | .644 | 129th |
| Samie Garcia | .618 | 169th |
| Walks Per Game | | |
| Shelby Gonzales | 0.48 | 274th |
| Home Runs | | |
| Evan Childs | 9 | 25th |
| Triples | | |
| Lauren Lackey | 4 | 6th |

| PITCHING CATEGORY | Stat | Rank |
|---------------------|------|-------|
| Earned Run Average | | |
| Katelynn Howser | 3.20 | 223rd |
| Strikeouts per 7 IP | | |
| Katelynn Howser | 4.8 | 216th |
| Saves | | |
| Katelynn Howser | 3 | 7th |

Record of Lineup by Position

| | | | | | | | | |
|-----|------------|-------------|------------|-----------|-----------|-------------|-----------|------------|
| 6-2 | C-Gonzales | 1B-Brossart | 2B-Hathorn | 3B-Childs | SS-Garcia | LF-Westfall | CF-Lackey | RF-Milks |
| 3-2 | C-Lawrence | 1B-Brossart | 2B-Hathorn | 3B-Childs | SS-Garcia | LF-Westfall | CF-Lackey | RF-Milks |
| 8-5 | C-Gonzales | 1B-Brossart | 2B-Hathorn | 3B-Childs | SS-Garcia | LF-Westfall | CF-Lackey | RF-Hawkins |
| 1-2 | C-Gonzales | 1B-Lawrence | 2B-Hathorn | 3B-Childs | SS-Garcia | LF-Westfall | CF-Lackey | RF-Hawkins |
| 1-4 | C-Lawrence | 1B-Brossart | 2B-Hathorn | 3B-Childs | SS-Garcia | LF-Westfall | CF-Lackey | RF-Hawkins |
| 0-1 | C-Rother | 1B-Lawrence | 2B-Hathorn | 3B-Childs | SS-Garcia | LF-Westfall | CF-Lackey | RF-Hawkins |

Current Gamecocks in South Carolina's Career Top 20 Lists

| HITTING CATEGORY | Stat | Rank |
|-------------------------------|--------------|--------|
| Batting Average | | |
| Lauren Lackey | .300 | 13th |
| Runs Per Game | | |
| Lauren Lackey | 0.40 | 20th |
| Hits Per Game | | |
| Samie Garcia | 1.16 | 2nd |
| Dana Hathorn | 0.90 | 14th |
| Doubles | | |
| Kaitlin Westfall | 29 | T-17th |
| Doubles Per Game | | |
| Kaitlin Westfall | 0.17 | 9th |
| Evan Childs | 0.13 | T-20th |
| Triples | | |
| Lauren Lackey | 9 | T-9th |
| Triples Per Game | | |
| Samie Garcia | 0.05 | T-7th |
| Lauren Lackey | 0.05 | 11th |
| Home Runs | | |
| Evan Childs | 15 | T-7th |
| Kaitlin Westfall | 9 | T-18th |
| Home Runs Per Game | | |
| Evan Childs | 0.08 | 4th |
| Samie Garcia | 0.08 | 7th |
| Kaitlin Westfall | 0.05 | 18th |
| On-Base Percentage | | |
| Lauren Lackey | .356 | 14th |
| Slugging Percentage | | |
| Kaitlin Westfall | .407 | 13th |
| RBI Per Game | | |
| Evan Childs | 0.41 | 17th |
| Walks Per Game | | |
| Molly Brossart | 0.39 | 4th |
| Stolen Bases | | |
| Lauren Lackey | 25 | T-13th |
| Hannah Milks | 25 | T-13th |
| Samie Garcia | 22 | 18th |
| Stolen Base Percentage | | |
| Evan Childs | .933 (14-15) | 6th |
| Lauren Lackey | .862 (25-29) | T-16th |
| Hannah Milks | .862 (25-29) | T-16th |
| Stolen Bases Per Game | | |
| Samie Garcia | 0.24 | 5th |
| Hannah Milks | 0.20 | 9th |
| Dana Hathorn | 0.16 | 12th |
| Kylie Morin | 0.16 | 13th |
| Lauren Lackey | 0.14 | 17th |
| Hit by Pitches | | |
| Kaitlin Westfall | 15 | 3rd |
| Evan Childs | 11 | T-7th |
| Samie Garcia | 10 | T-12th |
| Lauren Lackey | 8 | T-18th |
| Sacrifice Flies | | |
| Evan Childs | 5 | T-10th |
| Molly Brossart | 4 | T-15th |

Gamecocks Set Painful Record in 2011

South Carolina, as a team, took more hit by pitches than in any season previous, getting hit 37 times. The previous mark came in 2009, when the team took 32 pitches off their collective bodies. Those are the only two seasons in record of over 30 HBPs.

And the Pitching Has Picked Up, Too

The Gamecock offense was not the only thing that improved from '10 to '11. The team's ERA finished more than a run and a half better than in '10 (3.31-4.97). South Carolina tossed four more complete games and seven more shutouts than the year before, and opponents hit 66 points lower (.253-.319) against the team. In roughly 60 more innings, the Gamecocks compiled four more strikeouts and just one more walk.

Plenty of Pitching Opportunities for All

Unlike the offense, there is a lot of pitching to fill in for the Gamecocks this spring. Here's the breakdown for the pitching that returns from Audrey Broyles and Kierstyn White.

| PITCHING CATEGORY | Stat | % Back |
|----------------------------|-------|--------|
| Innings Pitched | 374.1 | 34% |
| Earned Runs Allowed | 177 | 34% |
| Walks | 167 | 28% |
| Strikeouts | 199 | 33% |

There's Plenty of Depth Again

South Carolina's softball roster this season is comprised of 22 student-athletes, one less than last year. And after a year of work for 16 of those, there is a viable backup at every position who could see time for a variety of reasons. Two players, Kelley Dillon and Julie Sarratt, are likely out for the year due to offseason surgeries.

South Carolina Picked to Finish Fifth in SEC East

In the poll of Southeastern Conference coaches prior to the season, South Carolina finished fifth in the SEC Eastern Division. Florida was the pick to win the East, while Tennessee ranked second. Kentucky edged out Georgia for the third spot. Alabama was the coaches' choice to win the SEC West, while Florida was crowned the favorite for the overall title this season by one vote over Tennessee.

Gamecocks Flew as Far South as Possible

South Carolina has played at many events in the Sunshine State, but the trip to Florida International in Miami marks the farthest south the Gamecocks have played on record. Last season, the Gamecocks played at Florida Atlantic, in Boca Raton, and Florida Gulf Coast, in Fort Myers, with Boca being a few miles farther south. Miami is an hour south on Interstate 95 than the FAU campus.

| PITCHING CATEGORY | Stat | Rank | PITCHING CATEGORY (Cont.) | Stat | Rank |
|---|------|------|---------------------------|------|-------|
| Appearances | | | Saves | | |
| Kierstyn White | 85 | 13th | Audrey Broyles | 3 | T-9th |
| Audrey Broyles | 77 | 14th | Kierstyn White | 3 | T-9th |
| Games Started | | | Katelynn Howser | 3 | T-9th |
| Audrey Broyles | 64 | 10th | Wild Pitches | | |
| Relief Appearances | | | Kierstyn White | 29 | T-3rd |
| Kierstyn White | 56 | 2nd | Hit Batters | | |
| Strikeouts | | | Audrey Broyles | 26 | 5th |
| Audrey Broyles | 258 | 12th | Kierstyn White | 15 | 13th |
| Strikeouts Per 7 Innings Pitched | | | | | |
| Audrey Broyles | 5.28 | 8th | | | |

| Date | Opponent | W/L | C | 1B | 2B | 3B | SS | LF | CF | RF | DP | P |
|------|--------------------------|-----|----------|----------|---------|--------|--------|----------|--------|---------|---------|---------|
| 2/10 | Tennessee State | L | Gonzales | Brossart | Hathorn | Childs | Garcia | Westfall | Lackey | Milks | Hawkins | White |
| 2/11 | Western Kentucky | W | Gonzales | Brossart | Hathorn | Childs | Garcia | Westfall | Lackey | Milks | Hawkins | Broyles |
| 2/11 | Winthrop | W | Lawrence | Brossart | Hathorn | Childs | Garcia | Westfall | Lackey | Milks | Hawkins | Broyles |
| 2/12 | Cleveland State | W | Gonzales | Brossart | Hathorn | Childs | Garcia | Westfall | Lackey | Milks | Hawkins | White |
| 2/17 | vs. Providence | W | Gonzales | Brossart | Hathorn | Childs | Garcia | Westfall | Lackey | Milks | Hawkins | Howser |
| 2/18 | vs. Illinois-Chicago | W | Lawrence | Brossart | Hathorn | Childs | Garcia | Westfall | Lackey | Milks | Hawkins | White |
| 2/18 | at Florida International | L | Gonzales | Brossart | Hathorn | Childs | Garcia | Westfall | Lackey | Milks | Hawkins | Broyles |
| 2/19 | vs. Jacksonville | L | Rother | Lawrence | Hathorn | Childs | Garcia | Westfall | Lackey | Hawkins | Yeske | Howser |
| 2/19 | vs. Villanova | W | Lawrence | Brossart | Hathorn | Childs | Garcia | Westfall | Lackey | Hawkins | Rother | White |
| 2/22 | Winthrop | W | Gonzales | Brossart | Hathorn | Childs | Garcia | Westfall | Lackey | Milks | Hawkins | Broyles |
| 2/25 | Appalachian State | W | Lawrence | Brossart | Hathorn | Childs | Garcia | Westfall | Lackey | Milks | Hawkins | White |
| 2/25 | Presbyterian | W | Gonzales | Brossart | Hathorn | Childs | Garcia | Westfall | Lackey | Milks | Rother | Howser |
| 2/26 | George Washington | W | Gonzales | Brossart | Hathorn | Childs | Garcia | Westfall | Lackey | Milks | Hawkins | White |
| 2/28 | Charleston Southern | L | Lawrence | Brossart | Hathorn | Childs | Garcia | Westfall | Lackey | Milks | Hawkins | White |
| 2/28 | Charleston Southern | W | Gonzales | Brossart | Hathorn | Childs | Garcia | Westfall | Lackey | Hawkins | Rother | Howser |
| 2/29 | at Charlotte | W | Gonzales | Brossart | Hathorn | Childs | Garcia | Westfall | Lackey | Hawkins | Rother | White |
| 3/2 | vs. Portland State | W | Gonzales | Brossart | Hathorn | Childs | Garcia | Westfall | Lackey | Hawkins | Jackson | Broyles |
| 3/2 | vs. Maine | W | Gonzales | Brossart | Hathorn | Childs | Garcia | Westfall | Lackey | Hawkins | Rother | White |
| 3/3 | at UC Riverside | W | Gonzales | Brossart | Hathorn | Childs | Garcia | Westfall | Lackey | Hawkins | Rother | Howser |
| 3/4 | vs. UC Davis | W | Gonzales | Brossart | Hathorn | Childs | Garcia | Westfall | Lackey | Hawkins | Rother | Broyles |
| 3/7 | at Coastal Carolina | L | Gonzales | Brossart | Hathorn | Childs | Garcia | Westfall | Lackey | Hawkins | Rother | Howser |
| 3/7 | at Coastal Carolina | L | Gonzales | Brossart | Hathorn | Childs | Garcia | Westfall | Lackey | Hawkins | Rother | White |
| 3/9 | Arkansas | L | Gonzales | Brossart | Hathorn | Childs | Garcia | Westfall | Lackey | Hawkins | Jackson | Broyles |
| 3/10 | Arkansas | W | Gonzales | Brossart | Hathorn | Childs | Garcia | Westfall | Lackey | Hawkins | Jackson | Howser |
| 3/11 | Arkansas | W | Gonzales | Brossart | Hathorn | Childs | Garcia | Westfall | Lackey | Hawkins | Jackson | White |
| 3/13 | Mississippi State | L | Gonzales | Brossart | Hathorn | Childs | Garcia | Westfall | Lackey | Hawkins | Jackson | Howser |
| 3/13 | Mississippi State | L | Lawrence | Brossart | Hathorn | Childs | Garcia | Westfall | Lackey | Hawkins | Jackson | White |
| 3/14 | Charlotte | W | Gonzales | Lawrence | Hathorn | Childs | Garcia | Westfall | Lackey | Hawkins | Jackson | White |
| 3/16 | at No. 4/4 Florida | L | Gonzales | Lawrence | Hathorn | Childs | Garcia | Westfall | Lackey | Hawkins | Jackson | Howser |
| 3/17 | at No. 4/4 Florida | L | Gonzales | Lawrence | Hathorn | Childs | Garcia | Westfall | Lackey | Hawkins | Jackson | Broyles |
| 3/18 | at No. 4/4 Florida | L | Gonzales | Brossart | Hathorn | Childs | Garcia | Westfall | Lackey | Hawkins | Jackson | Howser |
| 3/21 | at No. 24/25 N. Carolina | L | Lawrence | Brossart | Hathorn | Childs | Garcia | Westfall | Lackey | Hawkins | Jackson | Broyles |
| 3/23 | LSU | L | Lawrence | Brossart | Hathorn | Childs | Garcia | Westfall | Lackey | Hawkins | Jackson | White |
| 3/24 | LSU | L | Lawrence | Brossart | Hathorn | Childs | Garcia | Westfall | Lackey | Hawkins | Jackson | Broyles |
| 3/25 | LSU | L | Lawrence | Brossart | Hathorn | Childs | Garcia | Westfall | Lackey | Milks | Jackson | Howser |
| 3/28 | at Winthrop | | | | | | | | | | | |
| 3/31 | Longwood | | | | | | | | | | | |
| 3/31 | Longwood | | | | | | | | | | | |
| 4/6 | at Kentucky | | | | | | | | | | | |
| 4/7 | at Kentucky | | | | | | | | | | | |
| 4/8 | at Kentucky | | | | | | | | | | | |
| 4/11 | at Georgia | | | | | | | | | | | |
| 4/11 | at Georgia | | | | | | | | | | | |
| 4/13 | at Alabama | | | | | | | | | | | |
| 4/14 | at Alabama | | | | | | | | | | | |
| 4/15 | at Alabama | | </ | | | | | | | | | |

[illegible]

#1 - Molly Brossart

1B - R/R - 5-8 - Sr. - Tucson, Ariz.

- Started 31 games at first base
- Errorless through 176 chances
- 2-for-3 with two runs and two RBI vs. Villanova (2/19)



PROFILE



GBG STATS

| 2012 | Game Highs | Career |
|--|------------|---|
| 4, 2x, last at UC Riverside 3/3 | AB | 5, vs. Providence, 3/5/11 |
| 2, 2x, last vs. Villanova 2/19 | R | Same |
| 2 vs. Villanova 2/19 | H | 3, at Longwood-2, 4/9/11 |
| 2, 2x, last vs. Charleston So.-2, 2/28 | RBI | 3, at USC Upstate, 4/13/11 |
| 1 vs. Arkansas 3/9 | 2B | 1, 6x, last vs. Arkansas 3/9/12 |
| N/A | 3B | N/A |
| 1 vs. Charleston Southern-2, 2/28 | HR | 1, 4x, last vs. Charleston So.-2, 2/28/12 |
| 2 vs. Cleveland State 2/12 | BB | 2, 4x, last vs. Cleveland State 2/12/12 |
| 1 vs. Providence 2/17 | SB | Same |

Brossart's Season-By-Season Batting Statistics

| Year | Avg. | GP | GS | AB | R | H | 2B | 3B | HR | RBI | TB | SLG | BB | HBP | K | GDP | OBP | SF | SH | SB-ATT | PO | A | E | FLD% |
|--------------|-------------|-----------|-----------|------------|-----------|-----------|----------|----------|----------|-----------|-----------|-------------|-----------|----------|-----------|----------|-------------|----------|----------|------------|------------|-----------|----------|-------------|
| 2011 | .212 | 49 | 44 | 113 | 3 | 24 | 5 | 0 | 3 | 18 | 38 | .336 | 22 | 5 | 27 | 0 | .357 | 3 | 4 | 0-0 | 287 | 10 | 4 | .987 |
| 2012 | .209 | 31 | 31 | 67 | 8 | 14 | 1 | 0 | 1 | 7 | 18 | .269 | 9 | 1 | 13 | 0 | .308 | 1 | 4 | 1-1 | 174 | 2 | 0 | 1.000 |
| TOTAL | .211 | 80 | 75 | 180 | 11 | 38 | 6 | 0 | 4 | 25 | 56 | .311 | 31 | 6 | 40 | 0 | .339 | 4 | 8 | 1-1 | 461 | 12 | 4 | .992 |

#4 - Lauren Lackey

OF - L/R - 5-6 - Sr. - Lake Elsinore, Calif.

- Started every game in center field
- Leads team with eight stolen bases and four triples
- Tripled in consecutive games at FIU (2/19)
- Posted career-best 14-game hitting streak (3/2-3/18)



PROFILE



GBG STATS

| 2012 | Game Highs | Career |
|---|------------|---|
| 4, 9x, last at No. 4 Florida 3/18 | AB | 5, 2x, last vs. Loyola, 2/27/10 |
| 3 vs. Villanova 2/19 | R | 3, vs. Mississippi, 3/11/11 |
| 3 vs. Presbyterian 2/25 | H | 3, 5x, last vs. Presbyterian 2/25/12 |
| 3, 2x, last at UC Riverside 3/3 | RBI | 3, 5x, last at UC Riverside 3/3/12 |
| 1, 3x, last at No. 4 Florida 3/18 | 2B | 1, 10x, last at No. 4 Florida 3/18/12 |
| 1, 4x, last vs. Mississippi State-1, 3/13 | 3B | 1, 9x, last vs. Mississippi State-1 3/13/12 |
| N/A | HR | 1 vs. Georgetown, 2/18/11 |
| 1, 6x, last vs. Arkansas 3/9 | BB | 2 vs. North Florida, 2/14/09 |
| 2 vs. George Washington 2/26 | SB | 2, 3x, last vs. George Washington 2/26/12 |

Lackey's Season-By-Season Batting Statistics

| Year | Avg. | GP | GS | AB | R | H | 2B | 3B | HR | RBI | TB | SLG | BB | HBP | K | GDP | OBP | SF | SH | SB-ATT | PO | A | E | FLD% |
|--------------|-------------|------------|------------|------------|-----------|------------|-----------|----------|----------|-----------|------------|-------------|-----------|----------|-----------|----------|-------------|----------|-----------|--------------|------------|-----------|----------|-------------|
| 2009 | .212 | 41 | 38 | 99 | 10 | 21 | 3 | 0 | 0 | 5 | 24 | .242 | 10 | 3 | 20 | 0 | .301 | 1 | 7 | 2-4 | 42 | 2 | 1 | .978 |
| 2010 | .229 | 51 | 51 | 140 | 17 | 32 | 3 | 1 | 0 | 8 | 37 | .264 | 11 | 3 | 25 | 0 | .297 | 1 | 7 | 0-2 | 54 | 7 | 1 | .984 |
| 2011 | .350 | 56 | 56 | 140 | 26 | 49 | 2 | 4 | 1 | 12 | 62 | .443 | 7 | 2 | 26 | 0 | .387 | 1 | 2 | 15-15 | 82 | 4 | 1 | .989 |
| 2012 | .416 | 35 | 35 | 101 | 20 | 42 | 3 | 4 | 0 | 14 | 53 | .525 | 7 | 0 | 10 | 0 | .454 | 0 | 4 | 8-8 | 44 | 1 | 1 | .978 |
| TOTAL | .300 | 183 | 180 | 480 | 73 | 144 | 11 | 9 | 1 | 39 | 176 | .367 | 35 | 8 | 81 | 0 | .356 | 3 | 20 | 25-29 | 222 | 14 | 4 | .983 |

#9 - Kristen Struett

OF/P - R/R - 5-7 - Fr. - Westminster, Calif.

- Picked up her first career hit vs. LSU (3/25)



PROFILE



GBG STATS

| 2012 | Game Highs - Hitting | Career |
|--------------------------|----------------------|--------|
| 1, 3x, last vs. LSU 3/25 | AB | Same |
| N/A | R | Same |
| 1 vs. LSU 3/25 | H | Same |
| N/A | RBI | Same |
| N/A | 2B | Same |
| N/A | 3B | Same |
| N/A | HR | Same |
| N/A | BB | Same |
| N/A | SB | Same |

| 2012 | Game Highs - Pitching | Career |
|------------------|-----------------------|--------|
| 2.1 vs. LSU 3/25 | IP | Same |
| N/A | K | Same |
| 3 vs. LSU 3/25 | H | Same |
| 2 vs. LSU 3/25 | R | Same |
| 2 vs. LSU 3/25 | ER | Same |
| 2 vs. LSU 3/25 | BB | Same |

Struett's Season-By-Season Batting Statistics

| Year | Avg. | GP | GS | AB | R | H | 2B | 3B | HR | RBI | TB | SLG | BB | HBP | K | GDP | OBP | SF | SH | SB-ATT | PO | A | E | FLD% |
|------|------|----|----|----|---|---|----|----|----|-----|----|------|----|-----|---|-----|------|----|----|--------|----|---|---|-------|
| 2012 | .333 | 3 | 0 | 3 | 0 | 1 | 0 | 0 | 0 | 0 | 1 | .333 | 0 | 0 | 1 | 0 | .333 | 0 | 0 | 0-0 | 0 | 1 | 0 | 1.000 |

Struett's Season-By-Season Pitching Statistics

| Year | ERA | W | L | App | GS | CG | SHO | CBO | SV | IP | H | R | ER | BB | SO | 2B | 3B | HR | BF | B/Avg | WP | HBP | III. | SFA | SHA |
|------|------|---|---|-----|----|----|-----|-----|----|-----|---|---|----|----|----|----|----|----|----|-------|----|-----|------|-----|-----|
| 2012 | 6.00 | 0 | 0 | 1 | 0 | 0 | 0 | 0 | 0 | 2.1 | 3 | 2 | 2 | 2 | 0 | 0 | 0 | 0 | 11 | .333 | 0 | 0 | 0 | 0 | 0 |

#10 - Chelsea Hawkins

OF - R/R - 5-6 - So. - Piedmont, S.C.

- Tied for third on the team with 10 multi-hit games
- Third on the team in slugging percentage and batting average
- Went 3-for-4 with two runs scored vs. Arkansas (3/10)



PROFILE

GBG STATS

| 2012 | Game Highs | Career |
|---|------------|--|
| 4, 9x, last at No. 4 Florida 3/18 | AB | 4, 10x, last at No. 4 Florida 3/18/12 |
| 2, 2x, last vs. Arkansas 3/10 | R | Same |
| 3, 2x, last vs. Arkansas 3/10 | H | Same |
| 4, vs. Winthrop 2/11 | RBI | Same |
| 1, 4x, last at Coastal Carolina-2 3/7 | 2B | 1, 5x, last at Coastal Carolina 3/7/12 |
| N/A | 3B | N/A |
| 1, 5x, last at UC Riverside 3/3 | HR | 1, 6x, last at UC Riverside 3/3/12 |
| 1, 7x, last at No. 24/25 N. Carolina 3/21 | BB | 2, 2x, last vs. Stony Brook, 3/6/11 |
| 1, 2x, last vs. George Washington 2/26 | SB | Same |

Hawkins' Season-By-Season Batting Statistics

| Year | Avg. | GP | GS | AB | R | H | 2B | 3B | HR | RBI | TB | SLG | BB | HBP | K | GDP | OBP | SF | SH | SB-ATT | PO | A | E | FLD% |
|--------------|-------------|-----------|-----------|------------|-----------|-----------|----------|----------|----------|-----------|-----------|-------------|-----------|----------|-----------|----------|-------------|----------|----------|------------|-----------|----------|----------|-------------|
| 2011 | .179 | 24 | 10 | 39 | 3 | 7 | 1 | 0 | 1 | 1 | 11 | .282 | 5 | 0 | 15 | 0 | .273 | 0 | 1 | 0-1 | 9 | 2 | 0 | 1.000 |
| 2012 | .330 | 33 | 33 | 97 | 12 | 32 | 4 | 0 | 5 | 20 | 51 | .526 | 7 | 0 | 24 | 0 | .375 | 0 | 0 | 2-2 | 14 | 1 | 1 | .938 |
| TOTAL | .287 | 57 | 43 | 136 | 15 | 39 | 5 | 0 | 6 | 21 | 62 | .456 | 12 | 0 | 39 | 0 | .345 | 0 | 1 | 2-3 | 23 | 3 | 1 | .963 |

#11 - Evan Childs

IF - R/R - 5-10 - Sr. - Conway, S.C.

- Started every game at third base
- Leads the team in slugging (.644) and multi-RBI games (8)
- Hit 2 HR, including walkoff shot, vs. Arkansas (3/11)
- Went 4-for-4 with two doubles and a homer in the win over Cleveland State (2/12)



PROFILE

GBG STATS

| 2012 | Game Highs | Career |
|-------------------------------|------------|--|
| 5 at Charlotte 2/29 | AB | 5, 4x, last at Charlotte 2/29/12 |
| 2, 7x, last vs. Arkansas 3/11 | R | 2, 11x, last vs. Arkansas 3/11/12 |
| 4 vs. Cleveland State 2/12 | H | Same |
| 4, 2x, last vs. Arkansas 3/11 | RBI | 4, 4x, last vs. Arkansas 3/11/12 |
| 2 vs. Cleveland State 2/12 | 2B | 3, vs. Longwood-2 2/16/10 |
| N/A | 3B | 1, 2x, last vs. Stony Brook 3/6/11 |
| 2 vs. Arkansas 3/11 | HR | 2, 2x, last vs. Arkansas 3/11/12 |
| 2 vs. Winthrop 2/22 | BB | 2, 3x, last vs. Winthrop 2/22/12 |
| 1, 4x, last vs. UC Davis 3/4 | SB | 1, 13x, last vs. UC Davis 3/4/12 |

Childs' Season-By-Season Batting Statistics

| Year | Avg. | GP | GS | AB | R | H | 2B | 3B | HR | RBI | TB | SLG | BB | HBP | K | GDP | OBP | SF | SH | SB-ATT | PO | A | E | FLD% |
|--------------|-------------|------------|------------|------------|-----------|------------|-----------|----------|-----------|-----------|------------|-------------|-----------|-----------|------------|----------|-------------|----------|----------|--------------|------------|------------|-----------|-------------|
| 2009 | .180 | 44 | 42 | 128 | 17 | 23 | 4 | 0 | 4 | 17 | 39 | .305 | 10 | 2 | 34 | 0 | .250 | 0 | 2 | 3-3 | 93 | 79 | 11 | .940 |
| 2010 | .208 | 50 | 47 | 125 | 15 | 26 | 9 | 1 | 0 | 17 | 37 | .296 | 15 | 2 | 42 | 0 | .299 | 2 | 1 | 1-1 | 90 | 80 | 19 | .899 |
| 2011 | .227 | 51 | 40 | 119 | 16 | 27 | 4 | 1 | 2 | 10 | 39 | .328 | 4 | 3 | 20 | 1 | .268 | 1 | 4 | 5-6 | 56 | 89 | 16 | .901 |
| 2012 | .317 | 35 | 35 | 101 | 23 | 32 | 6 | 0 | 9 | 30 | 65 | .644 | 12 | 4 | 16 | 0 | .403 | 2 | 2 | 5-5 | 57 | 62 | 7 | .944 |
| TOTAL | .228 | 180 | 164 | 473 | 71 | 108 | 23 | 2 | 15 | 74 | 180 | .381 | 41 | 11 | 112 | 1 | .302 | 5 | 9 | 14-15 | 296 | 310 | 53 | .920 |

#12 - Samie Garcia

IF - L/L - 5-6 - Jr. - Downey, Calif.

- Started every game at shortstop
- Posted the longest hitting streak (21 games) since 1999
- MVP of the Gamecock Invitational
- Led the team with nine RBI in FIU tourney (2/17-19)



PROFILE

GBG STATS

| 2012 | Game Highs | Career |
|---|------------|---|
| 5 vs. Winthrop 2/11 | AB | 5, 2x, last vs. Winthrop 2/11/12 |
| 3, 3x, last vs. Mississippi State-1 3/13 | R | Same |
| 4 vs. Presbyterian 2/25 | H | 4, 2x, last vs. Presbyterian 2/25/12 |
| 4 vs. Providence 2/17 | RBI | Same |
| 1, 7x, last vs. Arkansas 3/11 | 2B | 1, 14x, last vs. Arkansas 3/11/12 |
| 1, 2x, last vs. Charlotte 3/14 | 3B | 1, 5x, last vs. Charlotte 3/13/12 |
| 1, 4x, last vs. Mississippi State-1 3/13 | HR | 1, 7x, last vs. Mississippi State-1 3/13/12 |
| 1, 8x, last vs. LSU 3/24 | BB | 2, vs. Seton Hall 3/5/11 |
| 1, 7x, last at No. 24/25 N. Carolina 3/21 | SB | 2, 2x, last vs. Charleston Southern 4/5/11 |

Garcia's Season-By-Season Batting Statistics

| Year | Avg. | GP | GS | AB | R | H | 2B | 3B | HR | RBI | TB | SLG | BB | HBP | K | GDP | OBP | SF | SH | SB-ATT | PO | A | E | FLD% |
|--------------|-------------|-----------|-----------|------------|-----------|------------|-----------|----------|----------|-----------|------------|-------------|-----------|-----------|-----------|----------|-------------|----------|-----------|--------------|------------|------------|-----------|-------------|
| 2011 | .332 | 56 | 56 | 184 | 31 | 61 | 7 | 3 | 3 | 20 | 83 | .451 | 16 | 6 | 13 | 0 | .403 | 0 | 8 | 15-20 | 84 | 116 | 17 | .922 |
| 2012 | .409 | 35 | 35 | 110 | 29 | 45 | 7 | 2 | 4 | 19 | 68 | .618 | 8 | 4 | 7 | 1 | .463 | 1 | 3 | 7-11 | 49 | 54 | 8 | .928 |
| TOTAL | .361 | 91 | 91 | 294 | 60 | 106 | 14 | 5 | 7 | 39 | 151 | .514 | 24 | 10 | 20 | 1 | .426 | 1 | 11 | 22-31 | 133 | 170 | 25 | .924 |

#13 - Kelley Dillon

IF - R/R - 5-7 - Sr. - Hanahan, S.C.

- Offseason shoulder surgery may cost her the year



PROFILE

GBG STATS

| 2012 | Game Highs | South Carolina |
|------|------------|--|
| N/A | AB | 4 (4x, last vs. Winthrop, 5/4/11) |
| N/A | R | 2 (vs. Georgetown, 2/18/11) |
| N/A | H | 2 (3x, last vs. Winthrop, 5/4/11) |
| N/A | RBI | 1 (4x, last vs. Winthrop, 5/4/11) |
| N/A | 2B | 1 (3x, last vs. Elon-1, 2/26/11) |
| N/A | 3B | 1 (at Longwood-2, 4/9/11) |
| N/A | HR | N/A |
| N/A | BB | 2 (at Winthrop, 3/2/11) |
| N/A | SB | 1 (2x, last vs. Michigan State, 2/20/11) |

Dillon's Season-By-Season Batting Statistics

| Year | Avg. | GP | GS | AB | R | H | 2B | 3B | HR | RBI | TB | SLG | BB | HBP | K | GDP | OBP | SF | SH | SB-ATT | PO | A | E | FLD% |
|--------------|-------------|-----------|-----------|-----------|-----------|-----------|----------|----------|----------|----------|-----------|-------------|----------|----------|-----------|----------|-------------|----------|----------|------------|-----------|-----------|----------|-------------|
| 2011 | .171 | 29 | 26 | 70 | 10 | 12 | 3 | 1 | 0 | 4 | 17 | .243 | 7 | 1 | 19 | 1 | .253 | 1 | 2 | 2-2 | 50 | 31 | 4 | .953 |
| 2012 | | | | | | | | | | | | | | | | | | | | | | | | |
| TOTAL | .171 | 29 | 26 | 70 | 10 | 12 | 3 | 1 | 0 | 4 | 17 | .243 | 7 | 1 | 19 | 1 | .253 | 1 | 2 | 2-2 | 50 | 31 | 4 | .953 |

Has Not Played

#14 - Kylie Morin

IF - L/R - 5-7 - Sr. - Salem, Ore.

- Used as a pinch runner in 20 games
- 4-for-5 in stolen-base tries



| 2012 | Game Highs | Career |
|---------------------------------------|---|--------|
| 1 vs. Charleston Southern-2 2/28 | AB3, vs. Georgetown, 2/18/11 | |
| 1, 9x, last vs. Charlotte 3/14 | R1, 22x, last vs. Charlotte 3/14/12 | |
| N/A | H | Same |
| N/A | RBI | Same |
| N/A | 2B | Same |
| N/A | 3B | Same |
| N/A | HR | Same |
| N/A | BB | Same |
| 1, 3x, last vs. Charleston So.-2 2/28 | SB1, 9x, last vs. Charleston So.-2 2/28/12 | |

Morin's Season-By-Season Batting Statistics

| Year | Avg. | GP | GS | AB | R | H | 2B | 3B | HR | RBI | TB | SLG | BB | HBP | K | GDP | OBP | SF | SH | SB-ATT | PO | A | E | FLD% |
|--------------|-------------|-----------|----------|----------|-----------|----------|----------|----------|----------|----------|----------|-------------|----------|----------|----------|----------|-------------|----------|----------|--------------|----------|----------|----------|-------------|
| 2011 | .000 | 42 | 2 | 3 | 13 | 0 | 0 | 0 | 0 | 0 | 0 | .000 | 0 | 0 | 0 | 0 | .000 | 0 | 0 | 6-9 | 0 | 0 | 0 | .000 |
| 2012 | .000 | 21 | 0 | 1 | 9 | 0 | 0 | 0 | 0 | 0 | 0 | .000 | 0 | 0 | 0 | 0 | .000 | 0 | 0 | 4-5 | 0 | 0 | 0 | .000 |
| TOTAL | .000 | 63 | 2 | 4 | 22 | 0 | 0 | 0 | 0 | 0 | 0 | .000 | 0 | 0 | 0 | 0 | .000 | 0 | 0 | 10-14 | 0 | 0 | 0 | .000 |

#15 - Lacey Rother

C/1B - R/R - 5-11 - Fr. - Long Beach, Calif.

- Tied for fourth on the team with nine walks
- Hit her first homer in Maine (3/2) win



| 2012 | Game Highs | Career |
|---------------------------------------|------------------|--------|
| 3, 5x, last at Coastal Carolina-1 3/7 | AB | Same |
| 1 vs. Maine 3/2 | R | Same |
| 2 vs. Maine 3/2 | H | Same |
| 3 vs. Maine 3/2 | RBI | Same |
| N/A | 2B | Same |
| N/A | 3B | Same |
| 1 vs. Maine 3/2 | HR | Same |
| 2 at UC Riverside 3/3 | BB | Same |
| N/A | SB | Same |

Rother's Season-By-Season Batting Statistics

| Year | Avg. | GP | GS | AB | R | H | 2B | 3B | HR | RBI | TB | SLG | BB | HBP | K | GDP | OBP | SF | SH | SB-ATT | PO | A | E | FLD% |
|------|------|----|----|----|---|---|----|----|----|-----|----|------|----|-----|---|-----|------|----|----|--------|----|---|---|-------|
| 2012 | .250 | 22 | 10 | 28 | 1 | 7 | 0 | 0 | 1 | 6 | 10 | .357 | 9 | 1 | 5 | 1 | .447 | 0 | 0 | 0-0 | 2 | 0 | 0 | 1.000 |

#16 - Sam Arbaugh

IF - R/R - 5-1 - Sr. - Aiken, S.C.

- Pinch hit and played third against Winthrop (2/11) and Villanova (2/19)
- Scored in both of her pinch-running chances at FIU



| 2012 | Game Highs | Career |
|-------------------------------|--|----------------------|
| 1, 4x, last vs. Maine 3/2 | AB | 4 vs. Loyola 2/27/10 |
| 1, 5x, last vs. Arkansas 3/11 | R | 3 vs. Loyola 2/27/10 |
| N/A | H1, 2x, last at No. 12/10 Georgia-1 4/24/10 | |
| N/A | RBI | N/A |
| N/A | 2B | N/A |
| N/A | 3B | N/A |
| N/A | HR | N/A |
| N/A | BB ...1, 2x, last at No. 12/10 Georgia-1, 4/24/10 | |
| N/A | SB | N/A |

Arbaugh's Season-By-Season Batting Statistics

| Year | Avg. | GP | GS | AB | R | H | 2B | 3B | HR | RBI | TB | SLG | BB | HBP | K | GDP | OBP | SF | SH | SB-ATT | PO | A | E | FLD% |
|--------------|-------------|-----------|-----------|-----------|-----------|----------|----------|----------|----------|----------|----------|-------------|----------|----------|-----------|----------|-------------|----------|----------|------------|-----------|-----------|-----------|-------------|
| 2009 | .000 | 12 | 2 | 4 | 2 | 0 | 0 | 0 | 0 | 0 | 0 | .000 | 0 | 0 | 2 | 0 | .000 | 0 | 1 | 0-0 | 4 | 1 | 1 | .833 |
| 2010 | .061 | 26 | 19 | 33 | 4 | 2 | 0 | 0 | 0 | 0 | 2 | .061 | 2 | 2 | 17 | 0 | .162 | 0 | 4 | 0-0 | 36 | 27 | 10 | .863 |
| 2011 | | | | | | | | | | | | | | | | | | | | | | | | |
| | | | | | | | | | | | | | | | | | | | | | | | | |
| | | | | | | | | | | | | | | | | | | | | | | | | |
| 2012 | .000 | 11 | 0 | 4 | 5 | 0 | 0 | 0 | 0 | 0 | 0 | .000 | 0 | 0 | 1 | 0 | .000 | 0 | 0 | 0-0 | 0 | 1 | 0 | 1.000 |
| TOTAL | .049 | 49 | 21 | 41 | 11 | 2 | 0 | 0 | 0 | 0 | 2 | .049 | 2 | 2 | 20 | 0 | .133 | 0 | 5 | 0-0 | 40 | 29 | 11 | .863 |

#17 - Shelby Gonzales

C - R/R - 5-8 - Jr. - Moses Lake, Wash.

- Started 24 games at catcher
- Went 2-for-4 with a homer and three RBI at Charlotte (2/29)
- Her first career homer came vs. Presbyterian (2/25)
- First SC hit was two-RBI single vs. Tennessee State (2/10)



| 2012 | Game Highs | Career |
|---------------------------------|------------------|--------|
| 4, 2x, last at Charlotte 2/29 | AB | Same |
| 2 at UC Riverside 3/3 | R | Same |
| 2, 2x, last at Charlotte 2/29 | H | Same |
| 3 at Charlotte 2/29 | RBI | Same |
| N/A | 2B | Same |
| N/A | 3B | Same |
| 1, 3x, last at UC Riverside 3/3 | HR | Same |
| 2, 2x, last at UC Riverside 3/3 | BB | Same |
| N/A | SB | Same |

Gonzales' Season-By-Season Batting Statistics

| Year | Avg. | GP | GS | AB | R | H | 2B | 3B | HR | RBI | TB | SLG | BB | HBP | K | GDP | OBP | SF | SH | SB-ATT | PO | A | E | FLD% |
|------|------|----|----|----|---|----|----|----|----|-----|----|------|----|-----|---|-----|------|----|----|--------|----|----|---|------|
| 2012 | .255 | 27 | 24 | 51 | 6 | 13 | 0 | 0 | 3 | 13 | 22 | .431 | 13 | 2 | 5 | 0 | .424 | 0 | 3 | 0-0 | 92 | 11 | 3 | .972 |

#18 - Codee Yeske

IF - R/R - 5-8 - So. - Lexington, S.C.

- Appeared in 13 games
- Posted first homer vs. Maine (3/2)
- Hit by a pitch twice and scored a run vs. Winthrop (2/11)



PROFILE

GBG STATS

| 2012 | Game Highs | Carolina |
|---------------------------|------------|----------|
| 3 vs. Jacksonville 2/19 | AB | Same |
| 1, 2x, last vs. Maine 3/2 | R | Same |
| 1, 2x, last vs. Maine 3/2 | H | Same |
| 2 vs. Maine 3/2 | RBI | Same |
| N/A | 2B | Same |
| N/A | 3B | Same |
| 1 vs. Maine 3/2 | HR | Same |
| 1 at No. 4 Florida 3/18 | BB | Same |
| 1 at Charlotte 2/29 | SB | Same |

Yeske's Season-By-Season Batting Statistics

| Year | Avg. | GP | GS | AB | R | H | 2B | 3B | HR | RBI | TB | SLG | BB | HBP | K | GDP | OBP | SF | SH | SB-ATT | PO | A | E | FLD% |
|------|------|----|----|----|---|---|----|----|----|-----|----|------|----|-----|---|-----|------|----|----|--------|----|---|---|------|
| 2012 | .143 | 13 | 1 | 14 | 2 | 2 | 0 | 0 | 1 | 2 | 5 | .357 | 1 | 2 | 6 | 0 | .294 | 0 | 0 | 1-1 | 1 | 1 | 1 | .667 |

#20 - Kaitlin Westfall

OF - R/R - 5-6 - Sr. - Macon, Ga.

- Leads the SEC with 14 doubles
- Eighth in NCAA stat report with 0.40 doubles per game
- MVP of the Palmetto Classic
- Went 2-for-4 with a double, a triple and three RBI, including two game-tying ones, vs. Western Kentucky (2/11)



PROFILE

GBG STATS

| 2012 | Game Highs | Career |
|---------------------------------------|------------|--|
| 5 at Charlotte 2/29 | AB | Same |
| 2, 3x, last vs. Arkansas 3/11 | R | 3 vs. Mississippi 3/13/11 |
| 3 vs. Villanova 2/19 | H | 3, 3x, last vs. Villanova 2/19/12 |
| 3 vs. Western Kentucky 2/11 | RBI | 3, 5x, last vs. Western Kentucky 2/11/12 |
| 2, 2x, last vs. Villanova 2/19 | 2B | 2, 2x, last vs. Villanova 2/19/12 |
| 1 vs. Western Kentucky 2/11 | 3B | 1, 4x, last vs. Western Kentucky 2/11/12 |
| 1, 2x, last vs. Maine 3/2 | HR | 1, 9x, last vs. Maine 3/2/12 |
| 2 vs. Illinois-Chicago 2/18 | BB | 2, 6x, last vs. Illinois-Chicago 2/18/12 |
| 1, 3x, last vs. Charleston So.-2 2/28 | SB | 1, 5x, last vs. Charleston So.-2 2/28/12 |

Westfall's Season-By-Season Batting Statistics

| Year | Avg. | GP | GS | AB | R | H | 2B | 3B | HR | RBI | TB | SLG | BB | HBP | K | GDP | OBP | SF | SH | SB-ATT | PO | A | E | FLD% |
|--------------|-------------|------------|------------|------------|-----------|-----------|-----------|----------|----------|-----------|------------|-------------|-----------|-----------|-----------|----------|-------------|----------|-----------|------------|------------|-----------|----------|-------------|
| 2009 | .162 | 31 | 12 | 37 | 7 | 6 | 2 | 1 | 0 | 3 | 10 | .270 | 0 | 2 | 12 | 0 | .205 | 0 | 1 | 1-1 | 0 | 0 | 0 | .000 |
| 2010 | .176 | 47 | 40 | 108 | 8 | 19 | 6 | 0 | 2 | 9 | 31 | .287 | 8 | 5 | 31 | 0 | .264 | 0 | 3 | 0-0 | 50 | 2 | 0 | 1.000 |
| 2011 | .300 | 53 | 52 | 150 | 19 | 45 | 7 | 2 | 5 | 27 | 71 | .473 | 16 | 4 | 20 | 0 | .378 | 2 | 6 | 1-3 | 75 | 8 | 1 | .988 |
| 2012 | .267 | 35 | 35 | 101 | 17 | 27 | 14 | 1 | 2 | 20 | 49 | .485 | 14 | 4 | 18 | 1 | .375 | 1 | 3 | 3-3 | 64 | 5 | 4 | .945 |
| TOTAL | .245 | 166 | 139 | 396 | 51 | 97 | 29 | 4 | 9 | 59 | 161 | .407 | 38 | 15 | 81 | 1 | .332 | 3 | 13 | 5-7 | 189 | 15 | 5 | .976 |

#21 - Kierstyn White

P - R/R - 5-10 - Sr. - Columbia, S.C.

- Posted her first career shutout in 5-0 win over Illinois-Chicago (2/18)
- Now has seven career complete games, five this year



PROFILE

GBG STATS

| 2012 | Game Highs | Career |
|---|------------|--|
| 7.0, 4x, last vs. Charleston So.-1 2/28 | IP | 7.0, 5x, last vs. Charleston So.-1 2/28/12 |
| 3, 2x, last vs. Charleston So.-1 2/28 | K | 6 vs. Seton Hall, 3/5/11 |
| 9 vs. Appalachian State 2/25 | H | 13 at Kentucky-1, 4/10/10 |
| 5, 3x, last vs. LSU 3/23 | R | 11 at Kentucky-1, 4/10/10 |
| 5, 2x, last vs. LSU 3/23 | ER | 11 at Kentucky-1, 4/10/10 |
| 6 vs. Mississippi State-2 3/13 | BB | Same |

White's Season-By-Season Pitching Statistics

| Year | ERA | W | L | App | GS | CG | SHO | CBO | SV | IP | H | R | ER | BB | SO | 2B | 3B | HR | BF | B/Avg | WP | HBP | III. | SFA | SHA |
|--------------|-------------|-----------|-----------|-----------|-----------|----------|----------|----------|----------|--------------|------------|------------|------------|------------|-----------|-----------|----------|-----------|-------------|-------------|-----------|-----------|----------|----------|-----------|
| 2009 | 2.69 | 9 | 4 | 32 | 9 | 0 | 0 | 3 | 3 | 86.0 | 91 | 44 | 33 | 36 | 45 | 11 | 5 | 3 | 398 | .271 | 9 | 9 | 1 | 1 | 16 |
| 2010 | 8.32 | 0 | 2 | 18 | 2 | 1 | 0 | 0 | 0 | 37.0 | 79 | 58 | 44 | 28 | 19 | 14 | 1 | 8 | 218 | .436 | 11 | 2 | 0 | 3 | 4 |
| 2011 | 4.30 | 2 | 3 | 13 | 4 | 1 | 0 | 0 | 0 | 27.2 | 35 | 24 | 17 | 18 | 11 | 2 | 0 | 3 | 143 | .292 | 5 | 2 | 2 | 0 | 3 |
| 2012 | 4.68 | 6 | 7 | 22 | 14 | 5 | 1 | 0 | 0 | 70.1 | 85 | 59 | 47 | 46 | 18 | 12 | 3 | 9 | 354 | .290 | 4 | 2 | 2 | 3 | 10 |
| TOTAL | 4.47 | 17 | 16 | 85 | 29 | 7 | 1 | 3 | 3 | 221.0 | 290 | 185 | 141 | 128 | 93 | 39 | 9 | 23 | 1113 | .312 | 29 | 15 | 5 | 7 | 33 |

#22 - Jackie Slawson

OF - L/R - 5-8 - Sr. - Ladson, S.C.

- Pinch ran in 19 games, scoring nine times



PROFILE

GBG STATS

| 2012 | Game Highs | Career |
|--------------------------------|------------|------------------------------------|
| 1, 2x, last vs. Maine 3/2 | AB | 3 at LSU 5/7/11 |
| 1, 9x, last vs. Charlotte 3/14 | R | 1, 28x, last vs. Charlotte 3/14/12 |
| N/A | H | 1, 3x, last at LSU 5/7/11 |
| N/A | RBI | N/A |
| N/A | 2B | N/A |
| N/A | 3B | N/A |
| N/A | HR | N/A |
| N/A | BB | N/A |
| 1, 3x, last vs. Arkansas 3/9 | SB | 1, 9x, last vs. Arkansas 3/9/12 |

Slawson's Season-By-Season Batting Statistics

| Year | Avg. | GP | GS | AB | R | H | 2B | 3B | HR | RBI | TB | SLG | BB | HBP | K | GDP | OBP | SF | SH | SB-ATT | PO | A | E | FLD% |
|--------------|-------------|-----------|----------|----------|-----------|----------|----------|----------|----------|----------|----------|-------------|----------|----------|----------|----------|-------------|----------|----------|-------------|----------|----------|----------|-------------|
| 2011 | .429 | 43 | 3 | 7 | 19 | 3 | 0 | 0 | 0 | 0 | 3 | .429 | 0 | 1 | 2 | 0 | .500 | 0 | 0 | 6-13 | 0 | 0 | 0 | .000 |
| 2012 | .000 | 20 | 0 | 2 | 9 | 0 | 0 | 0 | 0 | 0 | 0 | .000 | 0 | 0 | 0 | 0 | .000 | 0 | 0 | 3-3 | 0 | 0 | 0 | .000 |
| TOTAL | .333 | 63 | 3 | 9 | 28 | 3 | 0 | 0 | 0 | 0 | 3 | .333 | 0 | 1 | 2 | 0 | .400 | 0 | 0 | 9-16 | 0 | 0 | 0 | .000 |

#23 - Julie Sarratt

P/1B - R/R - 5-4 - So. - Gaffney, S.C.

- Offseason surgery may keep her out for 2012



| 2012 | Game Highs - Hitting | Career |
|------|---|--------|
| N/A | AB 4, 3x, last vs. No. 20/16 Kentucky, 4/24/11 | N/A |
| N/A | R 1, 3x, last vs. Charleston Southern, 4/5/11 | N/A |
| N/A | H 2, 3x, last vs. Charleston Southern, 4/5/11 | N/A |
| N/A | RBI 2, 2x, last vs. Mississippi, 3/12/11 | N/A |
| N/A | 2B 1, 4x, last vs. No. 20/16 Kentucky, 4/24/11 | N/A |
| N/A | 3B | N/A |
| N/A | HR 1, 2x, last vs. Mississippi, 3/12/11 | N/A |
| N/A | BB 1 vs. Michigan State, 2/20/11 | N/A |
| N/A | SB | N/A |

| 2011 | Game Highs - Pitching | Career |
|------|--|--------|
| N/A | IP 8.1 at No. 23/24 Auburn, 3/20/11 | N/A |
| N/A | K 9 vs. Florida Gulf Coast, 2/19/11 | N/A |
| N/A | H 11 at No. 23/24 Auburn, 3/20/11 | N/A |
| N/A | R 6, 2x, last at No. 11 Tennessee, 3/26/11 | N/A |
| N/A | ER 6, 2x, last at No. 11 Tennessee, 3/26/11 | N/A |
| N/A | BB 4, 3x, last vs. No. 5/7 Florida, 4/30/11 | N/A |

Sarratt's Season-By-Season Batting Statistics

| Year | Avg. | GP | GS | AB | R | H | 2B | 3B | HR | RBI | TB | SLG | BB | HBP | K | GDP | OBP | SF | SH | SB-ATT | PO | A | E | FLD% |
|--------------|----------------|-----------|-----------|-----------|----------|-----------|----------|----------|----------|----------|-----------|-------------|----------|----------|-----------|----------|-------------|----------|----------|------------|-----------|-----------|----------|--------------|
| 2011 | .250 | 31 | 20 | 64 | 3 | 16 | 4 | 0 | 2 | 9 | 26 | .406 | 1 | 1 | 20 | 0 | .273 | 0 | 0 | 0-0 | 35 | 13 | 0 | 1.000 |
| 2012 | Has Not Played | | | | | | | | | | | | | | | | | | | | | | | |
| TOTAL | .250 | 31 | 20 | 64 | 3 | 16 | 4 | 0 | 2 | 9 | 26 | .406 | 1 | 1 | 20 | 0 | .273 | 0 | 0 | 0-0 | 35 | 13 | 0 | 1.000 |

Sarratt's Season-By-Season Pitching Statistics

| Year | ERA | W | L | App | GS | CG | SHO | CBO | SV | IP | H | R | ER | BB | SO | 2B | 3B | HR | BF | B/Avg | WP | HBP | III. | SFA | SHA |
|-------|----------------|---|---|-----|----|----|-----|-----|----|-------|----|----|----|----|----|----|----|----|-----|-------|----|-----|------|-----|-----|
| 2011 | 3.38 | 8 | 8 | 29 | 15 | 6 | 3 | 1 | 2 | 103.2 | 93 | 56 | 50 | 40 | 70 | 19 | 0 | 17 | 454 | .238 | 1 | 11 | 0 | 4 | 9 |
| 2012 | Has Not Played | | | | | | | | | | | | | | | | | | | | | | | | |
| TOTAL | 3.38 | 8 | 8 | 29 | 15 | 6 | 3 | 1 | 2 | 103.2 | 93 | 56 | 50 | 40 | 70 | 19 | 0 | 17 | 454 | .238 | 1 | 11 | 0 | 4 | 9 |

#24 - Dana Hathorn

IF - R/R - 5-6 - So. - Orlando, Fla.

- Started every game at second base
- Had the game-winning hit vs. Charlotte (3/14)
- Went 3-for-4 with a double and three runs scored at Charlotte (2/29)
- Two two-run doubles vs. Winthrop (2/22)



| 2012 | Game Highs | Career |
|--|---|--------|
| 4, 14x, last vs. Charlotte 3/14 | AB 4, 27x, last vs. Charlotte 3/14/12 | Same |
| 3 at Charlotte 2/29 | R | Same |
| 3, 2x, last at Charlotte 2/29 | H 3, 4x, last at Charlotte 2/29/12 | Same |
| 4 vs. Winthrop 2/22 | RBI | Same |
| 2 vs. Winthrop 2/22 | 2B | Same |
| 1 vs. George Washington 2/26 | 3B 1, 2x, last vs. George Washington 2/26/12 | Same |
| N/A | HR 1 at Arkansas-1 4/16/11 | Same |
| 1, 2x, last vs. Maine 3/2 | BB 1, 11x, last vs. Maine 3/2/12 | Same |
| 1, 2x, last vs. Mississippi State-1 3/13 | SB 2, 3x, last at Arkansas 4/17/11 | Same |

Hathorn's Season-By-Season Batting Statistics

| Year | Avg. | GP | GS | AB | R | H | 2B | 3B | HR | RBI | TB | SLG | BB | HBP | K | GDP | OBP | SF | SH | SB-ATT | PO | A | E | FLD% |
|--------------|-------------|-----------|-----------|------------|-----------|-----------|-----------|----------|----------|-----------|------------|-------------|-----------|----------|-----------|----------|-------------|----------|----------|--------------|------------|------------|----------|-------------|
| 2011 | .280 | 53 | 50 | 157 | 27 | 44 | 5 | 1 | 1 | 28 | 54 | .344 | 9 | 2 | 15 | 0 | .325 | 1 | 4 | 12-13 | 114 | 98 | 4 | .981 |
| 2012 | .321 | 35 | 35 | 109 | 19 | 35 | 9 | 1 | 0 | 15 | 46 | .422 | 2 | 5 | 7 | 0 | .362 | 0 | 1 | 2-5 | 72 | 56 | 5 | .962 |
| TOTAL | .297 | 88 | 85 | 266 | 46 | 79 | 14 | 2 | 1 | 43 | 100 | .376 | 11 | 7 | 22 | 0 | .340 | 1 | 5 | 14-18 | 186 | 154 | 9 | .974 |

#25 - Olivia Lawrence

C/IF - L/R - 5-6 - Fr. - Woodstown, N.J.

- Started 14 times (10 at C, 4 at 1B)
- Pinch-hit RBI single vs. Arkansas (3/11) pivotal in win
- Hit her first career homer at Coastal (3/7)
- Went 2-for-4 with a double and an RBI vs. Winthrop (2/11)



| 2012 | Game Highs | Career |
|--------------------------------|------------------|--------|
| 4 vs. Winthrop 2/11 | AB | Same |
| 2 vs. Villanova 2/19 | R | Same |
| 2 vs. Winthrop 2/11 | H | Same |
| 2 at Coastal Carolina-2 3/7 | RBI | Same |
| 1, 2x, last vs. Charlotte 3/14 | 2B | Same |
| N/A | 3B | Same |
| 1 at Coastal Carolina-2 3/7 | HR | Same |
| 1, 5x, last vs. LSU 3/23 | BB | Same |
| N/A | SB | Same |

Lawrence's Season-By-Season Batting Statistics

| Year | Avg. | GP | GS | AB | R | H | 2B | 3B | HR | RBI | TB | SLG | BB | HBP | K | GDP | OBP | SF | SH | SB-ATT | PO | A | E | FLD% |
|------|------|----|----|----|---|---|----|----|----|-----|----|------|----|-----|----|-----|------|----|----|--------|----|---|---|------|
| 2012 | .195 | 22 | 14 | 41 | 3 | 8 | 2 | 0 | 1 | 5 | 13 | .317 | 5 | 0 | 15 | 0 | .283 | 0 | 0 | 0-0 | 62 | 6 | 4 | .944 |

#30 - Kaela Jackson

OF - R/R - 5-6 - R-Sr. - Morristown, Tenn.

- Posted first career homer in Arkansas win (3/10)
- Drove in two with her pinch-hit double at Charlotte (2/29)



| 2012 | Game Highs | Career |
|--|--|--------------------------------------|
| 3, 7x, last vs. LSU 3/23 | AB | Same |
| 1, 2x, last vs. Mississippi State-1 3/13 | R | Same |
| 2 vs. Mississippi State-1 3/13 | H | Same |
| 2, 2x, last vs. Mississippi State-1 3/13 | RBI ..2, 3x, last vs. Mississippi State-1 3/13/12 | |
| 1, 3x, last at No. 4 Florida 3/16 | 2B | Same |
| N/A | 3B | N/A |
| 1 vs. Mississippi State-1 3/13 | HR | Same |
| 1 at No. 4 Florida 3/18 | BB | 1, 3x, last at No. 4 Florida 3/18/12 |
| N/A | SB | N/A |

Jackson's Season-By-Season Batting Statistics

| Year | Avg. | GP | GS | AB | R | H | 2B | 3B | HR | RBI | TB | SLG | BB | HBP | K | GDP | OBP | SF | SH | SB-ATT | PO | A | E | FLD% |
|--------------|-------------|-----------|-----------|-----------|----------|-----------|----------|----------|----------|----------|-----------|-------------|----------|----------|-----------|----------|-------------|----------|----------|------------|----------|----------|----------|-------------|
| 2011 | .143 | 9 | 0 | 7 | 0 | 1 | 0 | 0 | 0 | 2 | 1 | .143 | 2 | 0 | 2 | 0 | .333 | 0 | 0 | 0-0 | 0 | 0 | 0 | .000 |
| 2012 | .237 | 21 | 14 | 38 | 2 | 9 | 3 | 0 | 1 | 5 | 15 | .395 | 1 | 1 | 11 | 0 | .275 | 0 | 2 | 0-0 | 0 | 0 | 0 | .000 |
| TOTAL | .222 | 30 | 14 | 45 | 2 | 10 | 3 | 0 | 1 | 7 | 16 | .356 | 3 | 1 | 13 | 0 | .286 | 0 | 2 | 0-0 | 0 | 0 | 0 | .000 |

#33 - Katelynn Howser

P - R/R - 5-8 - Fr. - Woodstock, Ga.

- Made 25 appearances, 14 in relief
- Struck out 10 (and walked 8) in win vs. Presbyterian (2/26)
- Picked up her first career win vs. Winthrop (2/11) and first save vs. Cleveland State (2/12)



| 2012 | Game Highs | Career |
|---------------------------------|------------|--------|
| 7.0, 2x, last vs. Arkansas 3/10 | IP | Same |
| 10 vs. Presbyterian 2/26 | K | Same |
| 8 vs. Arkansas 3/10 | H | Same |
| 7 vs. LSU 3/25 | R | Same |
| 5 vs. Mississippi State-2 3/13 | ER | Same |
| 8 vs. Presbyterian 2/26 | BB | Same |

Howser's Season-By-Season Pitching Statistics

| Year | ERA | W | L | App | GS | CG | SHO | CBO | SV | IP | H | R | ER | BB | SO | 2B | 3B | HR | BF | B/Avg | WP | HBP | IP | SFA | SHA |
|------|------|---|---|-----|----|----|-----|-----|----|------|----|----|----|----|----|----|----|----|-----|-------|----|-----|----|-----|-----|
| 2012 | 3.20 | 8 | 4 | 25 | 11 | 5 | 0 | 0 | 3 | 92.0 | 86 | 54 | 42 | 63 | 63 | 13 | 2 | 16 | 428 | .247 | 15 | 7 | 2 | 6 | 4 |

#42 - Hannah Milks

OF - R/R - 5-5 - Jr. - Greenville, S.C.

- Started 13 games in right field
- Went 2-for-4 with a double and two RBI vs. Winthrop (2/11)



| 2012 | Game Highs | Career |
|------------------------------------|------------|---------------------------------------|
| 4, 3x, last vs. Presbyterian 2/25 | AB | 4, 21x, last vs. Presbyterian 2/26/12 |
| 1, 12x, last at No. 4 Florida 3/18 | R | 3, 2x, last vs. Michigan State 3/6/11 |
| 2, 2x, last vs. Winthrop 2/22 | H | 3, 4x, last at Arkansas 4/17/11 |
| 2 vs. Winthrop 2/11 | RBI | 4, at No. 11 Tennessee 3/27/11 |
| 1 vs. Winthrop 2/11 | 2B | 1, 10x, last at Longwood-1 4/9/11 |
| N/A | 3B | N/A |
| N/A | HR | 1, 3x, last at Arkansas 4/17/11 |
| 2 vs. LSU 3/23 | BB | 2, 3x, last vs. LSU 3/23/12 |
| 1, 6x, last at No. 4 Florida 3/17 | SB | 2, 2x, last vs. Mississippi 3/13/11 |

Milks' Season-By-Season Batting Statistics

| Year | Avg. | GP | GS | AB | R | H | 2B | 3B | HR | RBI | TB | SLG | BB | HBP | K | GDP | OBP | SF | SH | SB-ATT | PO | A | E | FLD% |
|--------------|-------------|------------|------------|------------|-----------|-----------|-----------|----------|----------|-----------|-----------|-------------|-----------|----------|-----------|----------|-------------|----------|-----------|--------------|------------|-----------|-----------|-------------|
| 2010 | .234 | 46 | 39 | 107 | 14 | 25 | 3 | 0 | 0 | 5 | 28 | .262 | 10 | 4 | 30 | 0 | .322 | 0 | 5 | 3-5 | 22 | 47 | 8 | .896 |
| 2011 | .273 | 49 | 48 | 139 | 26 | 38 | 6 | 0 | 3 | 12 | 53 | .381 | 11 | 2 | 20 | 0 | .333 | 1 | 10 | 16-16 | 56 | 4 | 2 | .968 |
| 2012 | .163 | 30 | 13 | 43 | 12 | 7 | 1 | 0 | 0 | 3 | 8 | .186 | 5 | 1 | 6 | 0 | .265 | 0 | 5 | 6-8 | 24 | 0 | 0 | 1.000 |
| TOTAL | .240 | 126 | 101 | 292 | 52 | 70 | 10 | 0 | 3 | 20 | 89 | .305 | 26 | 7 | 58 | 0 | .316 | 1 | 20 | 25-29 | 102 | 51 | 10 | .939 |

#80 - Audrey Broyles

P - R/R - 5-10 - R-Jr. - Pembroke Pines, Fla.

- Tossed 3.2 innings of scoreless relief in 8-7 win vs. Arkansas (3/11)
- Threw the most innings and pitches since her true sophomore season at that time in her first start of the year vs. Western Kentucky, a CG win (2/11)



| 2012 | Game Highs | Career |
|------------------------------------|------------|---------------------------------------|
| 8.0, 2x, last vs. Arkansas 3/9 | IP | 8.1 at Florida Atlantic, 2/28/10 |
| 7 vs. Winthrop 2/11 | K | 14 vs. College of Charleston, 2/7/09 |
| 9 vs. Arkansas 3/9 | H | 10 at Arkansas, 3/11/09 |
| 6 at No. 24/25 North Carolina 3/21 | R | 7 vs. Mississippi, 3/11/11 |
| 6 at No. 24/25 North Carolina 3/21 | ER | 6, 4x, last at North Carolina 3/21/12 |
| 7 vs. LSU 3/24 | BB | Same |

Broyles' Season-By-Season Pitching Statistics

| Year | ERA | W | L | App | GS | CG | SHO | CBO | SV | IP | H | R | ER | BB | SO | 2B | 3B | HR | BF | B/Avg | WP | HBP | III. | SFA | SHA |
|--------------|-------------|-----------|-----------|-----------|-----------|-----------|----------|----------|----------|--------------|------------|------------|------------|------------|------------|-----------|----------|-----------|-------------|-------------|----------|-----------|----------|----------|-----------|
| 2009 | 2.67 | 10 | 12 | 33 | 25 | 9 | 2 | 3 | 3 | 144.0 | 148 | 67 | 55 | 33 | 130 | 21 | 3 | 15 | 612 | .267 | 2 | 9 | 0 | 3 | 13 |
| 2010 | 0.99 | 3 | 3 | 8 | 7 | 3 | 2 | 0 | 0 | 42.1 | 24 | 12 | 6 | 9 | 45 | 5 | 1 | 1 | 165 | .161 | 0 | 0 | 0 | 0 | 7 |
| 2011 | 3.03 | 6 | 10 | 24 | 22 | 4 | 1 | 1 | 0 | 99.1 | 82 | 52 | 43 | 29 | 55 | 14 | 3 | 22 | 417 | .220 | 2 | 9 | 1 | 0 | 6 |
| 2012 | 3.23 | 5 | 5 | 12 | 10 | 3 | 0 | 0 | 0 | 56.1 | 53 | 33 | 26 | 29 | 28 | 8 | 0 | 7 | 259 | .251 | 1 | 8 | 1 | 2 | 9 |
| TOTAL | 2.66 | 24 | 30 | 77 | 64 | 19 | 5 | 4 | 3 | 342.0 | 307 | 164 | 130 | 100 | 258 | 48 | 7 | 45 | 1453 | .239 | 5 | 26 | 2 | 5 | 35 |

2012 Box Score QR Links




2/10 Tennessee St



2/11 Western Ky.



2/11 Winthrop



2/12 Cleveland St.



2/17 Providence



2/18 Ill.-Chicago



2/18 FIU




2/19 Jacksonville



2/19 Villanova



2/22 Winthrop



2/25 App. State



2/25 Presbyterian



2/25 Geo. Wash.



2/28 Chas. So. 1



2/28 Chas. So. 2



2/29 Charlotte



3/2 Portland State



3/2 Maine



3/3 UC Riverside



3/4 UC Davis




3/7 Coastal 1



3/7 Coastal 2



3/9 Arkansas



3/10 Arkansas



3/11 Arkansas



3/13 Miss. State 1



3/13 Miss. State 2



3/14 Charlotte



3/16 Florida



3/17 Florida

2012 Box Score QR Links**3/18 Florida****3/21 North Carolina****3/23 LSU****3/24 LSU****3/25 LSU****3/28 Winthrop****3/31 Longwood 1****3/31 Longwood 2****4/6 Kentucky****4/7 Kentucky****4/8 Kentucky****4/11 Georgia 1****4/11 Georgia 2****4/13 Alabama****4/14 Alabama****4/15 Alabama****4/20 Tennessee****4/21 Tennessee****4/22 Tennessee****4/27 Auburn****4/28 Auburn****4/29 Auburn****5/4 Mississippi****5/5 Mississippi****5/6 Mississippi**