

# SOUTH CAROLINA

## 2016-17 Women's Basketball



Assoc. Media Relations Director: Diana Koval | Office: 803.777.7977 | Cell: 314.369.6050 | Email: dkoval@mailbox.sc.edu | Twitter: @DianaKovalSID  
 Website: www.GamecocksOnline.com | Twitter: @GamecockWBB | Instagram: @GamecockWBB | Facebook: @GamecockWBB | Snapchat: @GamecockWBB

### Game 27

Feb. 23, 2017 • 8 p.m. (CT) • College Station, Texas • Reed Arena (12,989)

**South Carolina Gamecocks**  
 22-4, 12-2 SEC

**Ranking:** 7/7 (AP/Coaches)  
**Head Coach:** Dawn Staley  
**Record at South Carolina:** 210-80 (9th)  
**Career Record:** 382-160 (17th)  
**Top Scorer:** A'ja Wilson (16.9)  
**Top Rebounder:** Alaina Coates (11.2)



**Texas A&M Aggies**  
 19-8, 9-5 SEC

**Ranking:** -/  
**Head Coach:** Gary Blair  
**Record at TAM:** 328-137 (14th)  
**Career Record:** 736-300 (32nd)  
**Top Scorer:** Danni Williams (17.7)  
**Top Rebounder:** Anriel Howard (10.6)

### Schedule/Results

Nov. 14	at #7/6 Ohio St. (BTN+)	W, 92-80
	<i>Basketball Hall of Fame Women's Challenge</i>	
Nov. 20	Hampton (SECN+)	W, 92-38
Nov. 21	Maine (SECN+)	W, 79-42
Nov. 22	Saint Peter's (SECN+)	W, 93-38
Nov. 27	vs. #4/4 Louisville (ESPN2)	W, 83-59
	<i>SEC/Big 12 Challenge</i>	
Dec. 1	at #14/15 Texas (ESPN2)	W, 76-67
Dec. 4	at Duke	L, 63-74
Dec. 11	Minnesota (SECN)	W, 98-58
Dec. 15	Clemson (SECN)	W, 83-61
Dec. 18	#9/9 UCLA (ESPN2)	W, 66-57
Dec. 21	at Savannah State	W, 70-30
Jan. 1	Alabama* (ESPN2)	W, 93-45
Jan. 5	at Auburn* (SECN+)	W, 73-47
Jan. 8	at Florida* (ESPNU)	W, 81-62
Jan. 12	Georgia* (SECN)	W, 66-63
Jan. 15	at LSU* (SECN+)	W, 84-61
Jan. 19	Ole Miss* (SECN)	W, 65-46
Jan. 23	#4/4 Mississippi St.* (ESPN2)	W, 64-61
Jan. 26	at Georgia* (SECN)	W, 62-44
Jan. 30	Tennessee* (ESPN2)	L, 74-76
Feb. 2	at #25/- Kentucky* (SECN)	W, 75-63
Feb. 5	at Arkansas* (ESPN2)	W, 79-4.
Feb. 9	Auburn* (SECN+)	W, 60-41
Feb. 13	at #1/1 UConn (ESPN2)	L, 55-66
Feb. 16	Vanderbilt* (SECN)	W, 82-51
Feb. 19	at Missouri* (ESPN2)	L, 60-62
Feb. 23	at Texas A&M* (SECN)	9 p.m.
Feb. 26	Kentucky* (ESPNU)	2 p.m.
Mar. 1-5	SEC Tournament (Greenville, S.C.)	TBA

All Times Listed as Eastern and are subject to change  
 \* indicates SEC Game

### Season Theme - 100

South Carolina head coach Dawn Staley selects a theme for the team and its fans to rally around each season. The "100" this season plays off the meaning of being 100 in terms of commitment to the team and realizing its goals, but each numeral in 100 also represents an evolving principle of the team and season. The "1" reflects one goal, one dream, one team, one family and one focus. The first "0" stands for no boundaries and no complaints. The second "0" represents zero excuses, zero selfishness and zero tolerance.

### Game Information

**Tickets:** \$4-15  
**Live Stats:** 12thMan.com  
**Radio:** 107.5 The Game (Brad Muller)

**Watch On:** SEC Network (Paul Sunderland, play-by-play; Gail Goestenkors, analyst; Steffi Sorensen, sideline)

### Series History

South Carolina Record .....	3-3
In College Station .....	1-1
In Columbia .....	2-1
At Neutral Site .....	0-1
Staley Era .....	3-3
First Meeting .....	TAM, 50-48, 2/10/13
Current Streak .....	Won 3












#### Last Five Meetings:

Date	Result	Location
1/31/16	W, 70-63	College Station
1/17/16	W, 59-58	Columbia
1/26/15	W, 79-61	Columbia
1/16/14	L, 65-67 (OT)	College Station
3/8/13	L, 52-61	Duluth, Ga.

### South Carolina Notables

- South Carolina and Texas A&M have played a tight series since the Aggies joined the SEC for the 2012-13 season. Tied at 3-3, the series features five games decided by single digits, including both Gamecock wins last season. South Carolina is 1-1 in Reed Arena with the two games decided by a total of three points.
- Junior forward A'ja Wilson enjoyed a pair of big games against the Aggies last season, averaging 26.5 points, 9.0 rebounds and 6.0 blocks. She shot 55.6 percent from the field and 81.3 percent from the free throw line. Her double-double (27 pts/10 rebs) in the last trip to Reed Arena included a 17-point first half that kept the Gamecocks within striking distance (31-25) at halftime.
- Tonight's game features the SEC's top to rebounders in South Carolina's Alaina Coates (11.2 rpg) and Texas A&M's Anriel Howard (10.6 rpg). The SEC's top defensive rebounder is Coates (7.7), while Howard leads the league on the offensive glass (3.9).
- This game also features two of the SEC's top six scorers in the Aggies' Danni Williams (17.7 ppg) and the Gamecocks' A'ja Wilson (16.9 ppg). In league play, the two flip their order with Wilson posting 17.4 ppg and Williams coming in at 17.1 ppg. In the overall standings, three more ran among the league's top-30 scorers – Alaina Coates (13.4 ppg), Allisha Gray (12.8 ppg) and Kaela Davis (11.6 ppg). Khaalia Hillsman's 16.8 ppg make her the only other Aggie on the list.
- South Carolina is winding down what is rated the seventh-toughest schedule in the country this season. The Gamecocks are 6-1 against nationally ranked opponents – with just two of those games at home – to lead the SEC in such wins. Ranked fourth in the most current RPI, South Carolina has played more top-25 RPI teams – 10 – than anyone else in the SEC, going 6-4 against them, and are tied with Florida and Vanderbilt with 13 games against RPI top-50 teams.
- Junior forward A'ja Wilson remains a mainstay in national player of the year conversations as she has again lifted her scoring average this season, pouring in 16.9 points per game while averaging just 27.2 minutes per game. In league play, her scoring average (17.4 to rank fifth in the SEC) is more than a full point over last season's production (16.3 ppg) while playing exactly the same minutes. In fact, logging just 28.3 minutes per SEC game, she is the only top-10 scorer in the league coming in under 31.5 minutes per game.
- Alaina Coates is one of just five players on current top-25 teams to average a double-double this season, which she does overall (13.4 ppg/11.2 rpg), in SEC play (12.6 ppg/11.2 rpg) and against ranked opponents (13.1 ppg/13.3 rpg).
- Junior guard Allisha Gray has been the Gamecocks' steadiest guard this season, averaging 12.8 points per game both overall and in SEC action. Her 20 double-digit scoring games is just two behind team leader A'ja Wilson and include two 20-point outings. Gray's second-half offense in tight games (within single digits at halftime) that the Gamecocks have won includes 11.1 points per game on 63.6 percent field goal shooting (seven games).

# 2016-17 South Carolina Media Roster

<b>0</b>		<b>Victoria Patrick</b> 5-8 • Fr. • Guard • Orlando, Fla. PPG <b>1.4</b> RPG <b>0.6</b> APG <b>0.2</b> FG% <b>.286</b> FT% <b>.333</b>	<b>LAST GAME:</b> 2 rebs vs. Vanderbilt <b>NOTABLE:</b> Solid shooting guard ... averages 6.5 minutes in 18 games played ... No. 25 guard in Class of 2016 ... helped Edgewater HS to state championship in 2014 ... led team with 15.4 ppg as a senior.	<b>Career Highs</b> <b>Pts:</b> 4, 2x, at Sav. St., 12/21/16 <b>Reb:</b> 2, 4x, vs. Vandy, 2/16/17 <b>Ast:</b> 2 at Savannah St., 12/21/16 <b>Stl:</b> 2 vs. Saint Peter's, 11/22/16
<b>1</b>		<b>Bianca Cuevas-Moore</b> 5-6 • Jr. • Guard • Bronx, N.Y. <i>kwub-VAHS</i> PPG <b>8.3</b> RPG <b>2.0</b> APG <b>1.8</b> FG% <b>.382</b> FT% <b>.758</b>	<b>LAST GM:</b> 6 pts, 1 asst, 3 stls at Mizzou <b>NOTABLE:</b> Speedy, crafty guard ... offensive spark off bench ... in SEC play, 9.4 ppg, .406 FG%, .425 3FG% ... last 3 games - 8.0 ppg ... hit game-tying 3 with 15 secs to play vs. Tennessee.	<b>Career Highs</b> <b>Pts:</b> 25 vs. Georgia, 1/12/17 <b>Reb:</b> 6, 2x, at Georgia, 1/26/17 <b>Ast:</b> 7 at Auburn, 1/5/17 <b>Stl:</b> 5, 2x, vs. SPU, 11/22/16
<b>3</b>		<b>Kaela Davis</b> 6-2 • Jr. • Guard • Suwanee, Ga. <i>KAY-luh</i> PPG <b>11.6</b> RPG <b>3.6</b> APG <b>2.2</b> FG% <b>.338</b> FT% <b>.779</b>	<b>LAST GM:</b> 6 pts, 3 rebs, 2 assts at Mizzou <b>NOTABLE:</b> Tall, athletic, versatile ... 29th SEC in ppg, 6th 3s/gm (1.7) ... 16 games of ≥10 pts, 10 games of ≥3 assists, 7 games of ≥5 rebounds ... CoSIDA Academic All-District ... 2x All-ACC at Ga. Tech.	<b>Career Highs</b> <b>Pts:</b> 37 at Ohio State, 11/14/16 <b>Reb:</b> 10 at Ohio State, 11/14/16 <b>Ast:</b> 5, 2x, vs. Auburn, 2/9/17 <b>Stl:</b> 3, 3x, at Kentucky, 2/2/17
<b>4</b>		<b>Doniyah Cliney</b> 6-0 • So. • Guard • Newark, N.J. <i>dawn-YAY CLY-nee</i> PPG <b>2.5</b> RPG <b>3.0</b> APG <b>1.2</b> FG% <b>.364</b> FT% <b>.543</b>	<b>LAST GAME:</b> 3 pts, 2 stls at Mizzou <b>NOTABLE:</b> Athletic guard with good size ... showed great development in non-conference play, especially on defense ... ≥5 rebs in 7 games, ≥20 minutes played in 12 games.	<b>Career Highs</b> <b>Pts:</b> 10 vs. Florida, 2/11/16 <b>Reb:</b> 9 vs. Clemson, 12/15/16 <b>Ast:</b> 6, 2x, at Kentucky, 2/2/17 <b>Stl:</b> 3, 3x, at Arkansas, 2/5/17
<b>10</b>		<b>Alisha Gray</b> 6-0 • Jr. • Guard • Sandersville, Ga. <i>uh-LEE-shub</i> PPG <b>12.8</b> RPG <b>4.4</b> APG <b>2.8</b> FG% <b>.496</b> FT% <b>.693</b>	<b>LAST GM:</b> 13 pts, 4 rebs, 3 assts, 3 stls at MU <b>NOTABLE:</b> Steady contributor in every area ... scored ≥10 pts 20 times, ≥4 assists 9 times, ≥5 rebs 11 times ... 22nd in SEC in scoring ... 2nd half of tight wins - 11.1 ppg, 63.6% FG ... Staley Award Midseason Watch List.	<b>Career Highs</b> <b>Pts:</b> 24 at Ohio State, 11/14/16 <b>Reb:</b> 8, 2x, vs. Tenn., 1/30/17 <b>Ast:</b> 7 vs. Minnesota, 12/11/16 <b>Stl:</b> 5 at Savannah St., 12/21/16
<b>12</b>		<b>Araion Bradshaw</b> 5-6 • Fr. • Guard • Boston, Mass. <i>R-ee-on</i> PPG <b>1.0</b> RPG <b>0.7</b> APG <b>0.7</b> FG% <b>.263</b> FT% <b>.667</b>	<b>LAST GAME:</b> 1 pt, 1 asst, 6 min vs. Vandy <b>NOTABLE:</b> Scrappy guard ... has played in 18 games, including ≥10 mins 5 times ... great spark off bench at Georgia ... backed No. 10 guard in 2016 class ... helped HS to back-to-back appearances in state finals.	<b>Career Highs</b> <b>Pts:</b> 3, 4x, at Georgia, 1/26/17 <b>Reb:</b> 3, 2x, at Arkansas, 2/5/17 <b>Ast:</b> 2, 2x, vs. Alabama, 1/1/17 <b>Stl:</b> 2 vs. Hampton, 11/20/16
<b>15</b>		<b>Tiffany Davis</b> 5-7 • Sr. • Guard • Houston, Texas PPG <b>0.8</b> RPG <b>1.1</b> APG <b>0.2</b> FG% <b>.176</b> FT% <b>.600</b>	<b>LAST GAME:</b> 1 min at Mizzou <b>NOTABLE:</b> Team captain ... has played just two full seasons due to injuries ... this season, played in 12 of the 16 games she was available ... averaging 6.8 minutes ... key factor on defense against #4/4 Louisville.	<b>Career Highs</b> <b>Pts:</b> 11 vs. Ole Miss, 1/30/14 <b>Reb:</b> 6 at Arkansas, 1/2/14 <b>Ast:</b> 3, 4x, vs. SC St., 12/22/13 <b>Stl:</b> 5 vs. Elon, 11/9/12
<b>21</b>		<b>Mikiah Herbert Harrigan</b> 6-2 • Fr. • For. • Pembroke Pines, Fla. <i>muh-KEE-uh</i> PPG <b>4.3</b> RPG <b>3.4</b> BPG <b>1.2</b> FG% <b>.433</b> FT% <b>.625</b>	<b>LAST GAME:</b> 5 pts, 1 reb, 1 asst at Mizzou <b>NOTABLE:</b> Versatile forward with skill on both ends of court ... 11th in SEC in blocks per game ... ≥10 pts 3 times, ≥5 rebs 8 times, ≥3 blks 3 times ... last 3 games - 5.7 ppg, 70.0 FG% ... FBCA 8A Player of the Year.	<b>Career Highs</b> <b>Pts:</b> 13 vs. Maine, 11/21/16 <b>Reb:</b> 8 vs. Maine, 11/21/16 <b>Blk:</b> 4 vs. Alabama, 1/1/17 <b>Stl:</b> 2 vs. Saint Peter's, 11/22/16
<b>22</b>		<b>A'ja Wilson</b> 6-5 • Jr. • Forward • Hopkins, S.C. <i>A-zhub</i> PPG <b>16.9</b> RPG <b>7.2</b> BPG <b>2.2</b> FG% <b>.584</b> FT% <b>.714</b>	<b>LAST GM:</b> 23 pts, 9 rebs, 3 blks at Mizzou <b>NOTABLE:</b> Team captain ... 3rd in SEC in blks/gm, 4th in FG%, 6th in ppg, 10th in rpg ... career-high 8 20-point games, 6 double-doubles ... team's top scorer team-high 13 times ... rated #1 in nation by espnW.	<b>Career Highs</b> <b>Pts:</b> 31 at Texas, 12/2/16 <b>Reb:</b> 19 at Kentucky, 3/1/15 <b>Blk:</b> 8, 2x, vs. TAMU, 1/17/16 <b>Stl:</b> 5 vs. Vanderbilt, 2/16/17
<b>41</b>		<b>Alaina Coates</b> 6-4 • Sr. • Center • Irmo, S.C. <i>uh-LAY-nuh COATS</i> PPG <b>13.4</b> RPG <b>11.2</b> BPG <b>1.5</b> FG% <b>.672</b> FT% <b>.655</b>	<b>LAST GM:</b> 2 pts, 3 rebs, 20 mins at Mizzou <b>NOTABLE:</b> Dominant inside ... great hustle ... good passer ... team captain ... nationally, 2nd in FG %age, 5th in rpg, 8th in dbl-dbls (15) ... leads SEC in rpg overall and in league play (11.8) ... rated #9 in nation by espnW.	<b>Career Highs</b> <b>Pts:</b> 29 vs. Winthrop, 12/13/15 <b>Reb:</b> 19 at Arkansas, 2/5/17 <b>Blk:</b> 10 vs. Winthrop, 12/13/15 <b>Ast:</b> 6 at Texas A&M, 1/31/16
<b>52</b>		<b>Tyasha Harris</b> 5-10 • Fr. • Guard • Noblesville, Ind. <i>ty-A-shub</i> PPG <b>5.1</b> RPG <b>1.7</b> APG <b>2.9</b> FG% <b>.386</b> FT% <b>.667</b>	<b>LAST GM:</b> 2 pts, 1 asst, 3 rebs at Mizzou <b>NOTABLE:</b> Poised, quick, decisive PG, good defender ... ≥10 pts 3 times, ≥5 assts 7 times ... 10th in SEC with 3.4 assists per league game, 6th in A:TO (2.3), best among SEC freshmen ... won gold at FIBA U18 Americas.	<b>Career Highs</b> <b>Pts:</b> 10, 2x, at Sav. St., 12/21/16 <b>Reb:</b> 5 at Savannah St., 12/21/16 <b>Ast:</b> 6, 7x, vs. Tennessee, 1/30/17 <b>Stl:</b> 4 vs. Georgia, 1/12/17

**Starter** **Reserve**

Based on most recent game

## Five Second Count

South Carolina is one of three programs in the nation to appear in every AP top 10 since the start of the 2014-15 season. The Gamecocks have played in four of the last five NCAA Sweet 16s, including the 2015 Final Four. In the SEC, South Carolina is the three-time reigning regular-season champion, including last season's 16-0 record, and claimed the last two SEC Tournaments. For her leadership, head coach Dawn Staley is the only coach in SEC history to earn three-straight league Coach of the Year honors from her peers.

## Quick Facts

### The University

**Location:** Columbia, S.C.  
**Founded:** 1801  
**Enrollment:** 33,724  
**Colors:** Garnet (PMS 202C) and Black  
**Nickname:** Gamecocks  
**Conference:** Southeastern  
**President:** Dr. Harris Pastides  
**Athletics Director:** Ray Tanner  
**Facility:** Colonial Life Arena (18,000)

### Coaching Staff

**Head Coach:** Dawn Staley  
**Alma Mater:** Virginia, 1992  
**Overall Record:** 382-160 (17th season)  
**School Record:** 210-80 (9th season)  
**Assoc. Head Coach (Alma Mater):**  
 Lisa Boyer (Ithaca, 1979)  
**Assistant Coaches (Alma Mater):**  
 Nikki McCray-Penson (Tennessee, 1995)  
 Fred Chmiel (Excelsior, 2001)

### Team Information

**2015-16 Record:** 33-2  
 Home: 16-1 Away: 11-0 Neutral: 6-1  
**SEC Record (Finish):** 16-0 (1st)  
 Home: 8-0 Away: 8-0  
**Letterwinners Returning/Lost:** 5/7  
**Starters Returning/Lost:** 2/3

### Program History

**First Year of Women's Basketball:** 1974-75  
**All-Time Record:** 790-509 (43rd season)  
**All-Time SEC Record:** 159-202 (26th season)  
**NCAA Appearances (Last):** 13 (2016)  
**NCAA Tournament Record:** 19-13  
**2016 NCAA Result:** Sweet 16, L 72-80, Syracuse, Sioux Falls, S.C.  
**WNIT Appearances (Last):** 4 (2011)  
**WNIT Record:** 3-4

### Media Relations

**Women's Basketball Contact:** Diana Koval  
**Office:** 803.777.7977  
**Cell:** 314.369.6050  
**Email:** dkoval@mailbox.sc.edu  
**Press Row Phone:** 803.777.6182  
**Athletics Department on the Web**  
**Website:** GamecocksOnline.com  
**Twitter:** @GamecocksOnline  
**Instagram:** @GamecocksOnline  
**Facebook:** Facebook.com/GamecocksOnline  
**YouTube:** YouTube.com/GamecocksOnline  
**Women's Basketball on Twitter**  
**Team:** @GamecockWBB  
**Head Coach:** @DawnStaley  
**Women's Basketball on Instagram and Snapchat**  
**Team:** GamecockWBB

## By the Numbers

- Turnover by freshman point guard Tyasha Harris in her last 143 minutes on the court, including 34 turnover-free minutes at #1/1 UConn (Feb. 13)
- Gamecocks ranked among the SEC's top 30 scorers both overall – Alaina Coates, Kaela Davis, Allisha Gray, A'ja Wilson
- Assists per game by Allisha Gray over the last five games, a team high
- Players on nationally ranked teams who average a double-double this season, including Alaina Coates (13.4 ppg/11.2 rpg)
- Games this season in which A'ja Wilson has shot at least 66.7 percent from the field, including two of the last four
- 20-point scoring games for A'ja Wilson this season, her career high
- Points per game by freshman Mikiah Herbert Harrigan over the last two games on 7-of-7 shooting
- Points per second half by Allisha Gray in games within single digits at halftime (11 games)
- Games in which the Gamecocks have allowed fewer than 50 points, including six SEC contests

## Texas A&M Series Notes

The series is tied 3-3 with five of the six games decided by single digits, including both games last season that went to the Gamecocks. South Carolina is 1-1 in Reed Arena with the two games decided by a total of three points.

In last season's victories, which came by a combined eight points, A'ja Wilson powered the offense with 26.5 points per game to go with 9.0 rebounds and 6.0 blocks per game. In the matchup at Reed Arena, the Gamecocks overcame a 31-25 halftime deficit thanks to 60.0 percent shooting in the second half, during which they also hit 14-of-15 from the free throw line.

South Carolina's results vs. Texas A&M since the arrival of head coach Dawn Staley:

Date	W/L	Score	Site	Rank (SC/TAM)
1/31/16	W	70-63	A	2/10
1/17/16	W	59-58	H	2/15
1/26/15	W	79-61	H	1/12
1/16/14	L	65-67 (ot)	A	8/25
3/8/13	L	52-61	N	17/19
2/10/13	L	48-50	H	15/14

## Current Streaks

	Total	Home	Road	Neut.
Overall	L1	W2	L12	W1
SEC	L1	W2	L1	—
Non-Conference	L1	W8	L1	W1
Ranked Teams	L1	W3	L1	W1

## Senior Moments

The Gamecocks' 2017 Senior Class surpassed last year's group for the most SEC wins in a four-year span, recording their 57th regular-season league win against Vanderbilt (Feb. 16). With an overall four-year record of 118-14, the class of Alaina Coates and Tiffany Davis are just off the record of 121 set by 2016's seniors.

## Ranked Readings

Under head coach Dawn Staley, South Carolina is 44-45 against nationally ranked opponents, including a 17-17 mark at Colonial Life Arena. That overall record is skewed by the early seasons of her tenure as the Gamecocks are 29-6 versus ranked foes since the start of the 2014-15 campaign. South Carolina is 13-4 against top-10 opponents during that time.

Staley's Gamecocks are 16-14 against ranked opponents on their home courts after winning seven of the last eight road games against ranked foes and 12 of the last 17 such contests dating back to the start of the 2013-14 season.

This season, the Gamecocks' 6-1 record against ranked foes, includes just two home games and a neutral-site win over then-No. 4/4 Louisville (83-89, Nov. 27).

## Holding Home Court

The Gamecocks are 419-155 all-time on their home court, including a 177-60 mark in Colonial Life Arena. South Carolina is 112-27 at home during the Dawn Staley era and has lost just twice in its last 64 home games, including undefeated home seasons in 2013-14 and 2014-15. The Gamecocks have won 32 of their last 33 SEC regular-season home games dating back to the 2012-13 season.

## Road Ready

The Gamecocks are 237-248 all-time in true road games, including a 65-37 (.637) mark under head coach Dawn Staley. In SEC action, Staley is 43-26 (.623) on the road in her ninth season at South Carolina.

## Tale of the Tape

Texas A&M				South Carolina			
Overall	SEC Rank	SEC Only	SEC Rank	Overall	SEC Rank	SEC Only	SEC Rank
19-8		9-5		22-4		12-2	
12-2		6-1		12-1		6-1	
5-5		3-4		9-3		6-1	
2-1				1-0			
71.8	4th	69.4	4th	75.7	2nd	72.7	1st
63.2	11th	65.5	8th	55.4	2nd	55.1	2nd
.450	3rd	.444	3rd	.461	1st	.464	1st
.411	12th	.425	10th	.349	1st	.358	1st
.381	2nd	.418	1st	.325	7th	.340	4th
4.2	11th	5.1	8th	5.4	7th	5.4	T-4th
.319	10th	.308	7th	.269	2nd	.286	3rd
.766	2nd	.807	2nd	.687	8th	.697	7th
14.8		12.9		15.5		14.8	
39.0	6th	36.4	8th	40.8	4th	37.7	T-4th
+7.6	2nd	+4.6	2nd	+7.9	1st	+5.1	1st
16.5	1st	15.8	1st	15.1	3rd	14.0	5th
-0.1	9th	-1.7	9th	+2.6	6th	+2.9	T-4th
7.1	10th	5.7	13th	8.9	6th	9.0	3rd
3.2	T-9th	2.9	T-9th	5.8	1st	5.4	1st

## SEC Stories

Head coach Dawn Staley has steadily lifted the Gamecocks' national profile by building the Gamecocks into a consistent SEC contender with three straight regular-season titles, shirking decades of difficulty in the nation's best women's basketball conference.

In her ninth season at the helm, Staley boasts a 95-45 (.679) SEC regular-season record and has finished outside the league's top five just twice – an unprecedented achievement for a program that had finished INSIDE the top five only two times in the previous 17 seasons. Staley's 95 wins include now six seasons of double-digit league victories – 10 in 2012; 11 in 2013; an SEC-best 14 in 2014, 15 in 2015 and 16 in 2016; and currently 12 in 2017 – and account for 59.7 percent of the program's all-time 159 league wins.

Staley's SEC regular-season record includes a 52-19 (.732) mark at home and a 43-26 (.623) slate on the road.

## Fourth Follow-Up?

The Gamecocks entered the 2016-17 season as the three-time reigning SEC regular-season champions, becoming just the third program to win three straight titles, joining Tennessee (2000-04 and 1993-95) and Auburn (1987-89).

SEC coaches and the media picked the Gamecocks to claim the conference title again this season. The league has had the same champion four straight seasons just once before when Tennessee claimed its fourth straight in 2003 en route to the league-record seven consecutive titles (1998-2004).

## Rankings Review

Ranked seventh in this week's AP Poll, the Gamecocks are in the midst of the nation's third-longest active top-10 ranking streak (67), trailing just UConn (230) and Notre Dame (123) and well ahead of fourth-place Baylor (51). South Carolina has appeared in the top 25 in each of the

last 89 AP Polls.

In the Staley era, South Carolina has collected 51 top-five rankings in the AP Poll, including 42 weeks in the top three and 12 weeks at No. 1.

## Tough Tasks

Head coach Dawn Staley did not shy away from a challenging schedule this season, despite having to replace five seniors, including three starters, from last season's squad. The Gamecocks' overall schedule is ranked the seventh-toughest in the nation based on opponent winning percentage (.643).

South Carolina's docket features 19 games against teams that played in the 2016 postseason, including 16 against NCAA Tournament squads.

The slate includes 10 games against teams ranked in the AP Top 25 this week, including three against this week's top-10 teams. Just two of those 10 games are home games for the Gamecocks.

## RPI Standing

The Gamecocks are currently fourth in the RPI behind UConn and Notre Dame, respectively. Their opponents have an average RPI of 81, which ranks fifth in the country and is second in the SEC behind Kentucky (3rd, 73).

With a tough non-conference schedule, South Carolina has already faced 10 teams in this week's RPI top 25 and three others in the top 50. The Gamecocks lead the SEC with six wins against this week's top-25 RPI teams.

Five other SEC teams are ranked in the RPI top 25 – Mississippi State (3), Kentucky (15), Texas A&M (19), Tennessee (20) and Missouri (22). LSU (29) and Auburn (43) round out the SEC teams in the top 50.

## League Legends

The Gamecocks are the only team in the nation to boast two former WNBA All-Stars on their coaching staff in head coach Dawn Staley and assistant coach Nikki McCray-Penson. Five other programs tout multiple WNBA alums – Miami, Notre Dame, Penn State, Texas and Vanderbilt – but only Beth Cunningham at Notre Dame and Tina Thompson at Texas earned All-Star status at least once in their time in the league.

South Carolina has the added bonus of its other two coaches – associate head coach Lisa Boyer and assistant coach Fred Chmiel – having WNBA coaching experience.

## In the National Rankings

(thru games of 2/20)

Team	SEC	NCAA	Actual
Scoring Offense	2	27	75.7
Scoring Defense	2	19	55.4
Scoring Margin	2	7	+20.3
Field Goal Percentage	1	16	.461
Field Goal %age Def.	1	13	.349
3-Point FG %age	7	125	.325
3-Point FG %age Def.	2	14	.269
3-Point FG Made/Gm.	7	198	5.4
Free Throw Percentage	8	188	.687
Rebounding Offense	4	—	40.8
Rebounding Defense	4	—	33.0
Rebounding Margin	1	18	+7.9
Assists	3	77	15.1
Steals	6	96	8.9
Turnover Margin	6	66	+2.6
Turnovers	—	27	13.2
Assist-to-Turnover Ratio	3	40	1.1
Blocked Shots	1	15	5.8
Home Attendance Avg.	1	1	12,457

Alaina Coates	SEC	NCAA	Actual
Scoring	19	—	13.4
Rebounding	1	8	11.2
FG Percentage	1	2	.672
Blocked Shots	5	122	1.5
Offensive Rebs.	3	—	3.5
Defensive Rebs.	1	5	7.7
Double-Doubles	1	9	15.0

Kaela Davis	SEC	NCAA	Actual
Scoring	29	—	11.5
3-Pt FGM Per Game	6	—	1.7

Allisha Gray	SEC	NCAA	Actual
Scoring	22	—	12.8

M. Herbert Harrigan	SEC	NCAA	Actual
Blocks	11	196	1.2

A'ja Wilson	SEC	NCAA	Actual
Scoring	6	93	16.9
Rebounding	10	218	7.2
FG Percentage	4	18	.584
Blocked Shots	3	32	2.2
Offensive Rebs.	13	—	2.7
Double-Doubles	4	—	6.0

# A'JA WILSON

## Junior • Forward

» Among most decorated Gamecocks in program history – two-time All-America, reigning SEC Player and Defensive Player of the Year, finalist for all 2015-16 national player of the year awards

» Wooden Award Late Season Top 20, Naismith Trophy Top 30 Watch List

» Leads team, 6th in SEC in scoring – 16.9 ppg

» 18th in nation, 4th in SEC in FG percentage – .584 ... Shooting 63.0% in SEC play

» 3rd in SEC, 32nd in nation in blocked shots – 2.2

» Led team in scoring 15 times, rebounding seven times and assists three times

» Career-high eight 20-point games this season, including career-best 31 points at #14/15 Texas (Dec. 1) ... Now has 20 career 20-point games (7 in 2015-16, 5 in 2014-15)

» First Gamecock to record 200 career blocked shots ... Holds single-season blocked shots record with 103 in 2015-16 ... Set program career blocked shots record in 74th career game, fewer than anyone else on top-10 list ... Now has 221 in just 94 games

## Gamecocks in 2016-17 National Polls

Poll	Pre	11/14	11/21	11/28	12/5	12/12	12/19	12/26	1/2	1/9	1/16	1/23	1/30	2/6	2/13	2/20	2/27	3/6	3/12	Final
Associated Press	4	4	3	3	6	6	6	6	5	5	5	5	4	6	6	7				
Coaches	3	3	3	3	6	6	6	6	5	5	5	4	6	6	5	7				

## Alai-ja Awaits

Opponents may be inclined to think of the paint as the Gamecock-owned continent of Alai-ja as senior center Alaina Coates and junior forward A'ja Wilson have firmly planted the flag in the lane on both ends of the court. Both are on the Naismith Top 30 and Wooden Award Late Season Top 20 lists, and, in the preseason, ESPN tapped Wilson as the top player in the nation this season as well, naming Coates the No. 9 player.

This season, the pair combine to average 29.0 points and 17.8 rebounds while shooting a combined 62.2 percent from the field. In seven games against ranked opponents, those averages rise to 31.6 points, accounting

for 43.2 percent of the offense, and 21.3 rebounds. Not just one-dimensional threats, the duo also averages 3.0 assists this season and one or the other has led the team in assists six times this season. Defensively, they combine for 3.5 blocked shots per game.

Earning All-America and First-Team All-SEC status last season, the duo averaged a combined 27.3 points, 18.5 rebounds and 4.2 blocks. In the Gamecocks' 15 games against ranked opponents, the pair was even more dominant with 29.7 points per game, 20.3 rebounds per contest and 4.9 blocks per outing.

## They're Free, Take Two!

South Carolina ranks among the nation's top 25 in free throws attempted (13th, 588) and made (21st, 404). The Gamecocks average 15.5 made free throws per game, while opponents average just 13.8 attempts.

In 10 games this season, at least 25.0 percent of the Gamecocks' points have come from the free throw line, including five of the six wins over nationally ranked opponents. Free throws accounted for a season-high 39.5 percent (30-76) of the Gamecocks' points at #14/15 Texas (Dec. 1).

## 2016-17 Double-Doubles

### Alaina Coates (15)

11/14	at Ohio State	10 pts/13 rebs
11/20	Hampton	28 pts/16 rebs
11/21	Maine	12 pts/14 rebs
11/27	vs. Louisville	17 pts/14 rebs
12/11	Minnesota	16 pts/11 rebs
12/15	Clemson	19 pts/10 rebs
12/18	UCLA	20 pts/14 rebs
1/1	Alabama	19 pts/11 rebs
1/8	at Florida	14 pts/13 rebs
1/12	Georgia	12 pts/11 rebs
1/15	at LSU	24 pts/11 rebs
1/19	Ole Miss	15 pts/15 rebs
2/2	at Kentucky	20 pts/18 rebs
2/5	at Arkansas	18 pts/19 rebs
2/13	at UConn	10 pts/15 rebs

### Kaela Davis (1)

11/14	at Ohio State	37 pts/10 rebs
-------	---------------	----------------

### A'ja Wilson (6)

12/1	at Texas	31 pts/12 rebs
12/15	Clemson	20 pts/10 rebs
12/18	UCLA	13 pts/13 rebs
1/5	at Auburn	10 pts/11 rebs
1/8	at Florida	23 pts/13 rebs
1/26	at Georgia	19 pts/11 rebs

# ALAINA COATES

## Senior • Center

» **Top 10 in the NATION in field goal percentage (2nd, .672), rebounding (8th, 11.2) and double-doubles (9th, 15) – all of which lead the SEC**

» **NCAA Div. I active career leader in rebounds (1,220) and double-doubles (57)**

» **Third Gamecock all-time to reach 1,000-rebound plateau and sits in second in program history in career rebounds (1,220) ... First Gamecock since 1980-81 to amass 50 career double-doubles ... Her 57 are second-most in program history**

» **Holds school career records for defensive rebounds (842), rebounds in SEC play (590) and double-doubles in SEC play (26)**

» *"Coates is better than she was a year ago because her face-up game is more powerful. She's not just a back-to-the-basket, offensive put-back kid. She can drive to the basket; she can knock down 12-footers."* – Jimmy Dykes, Arkansas Head Coach

» *"If I'm a WNBA GM, and I was picking one player in this senior class at the No. 1 pick, I wouldn't think twice – it'd be Alaina Coates. I just think she's that talented."* – Matt Insell, Ole Miss Head Coach



## The Staley Era

In her ninth season at the South Carolina helm, head coach Dawn Staley has guided the program to unprecedented success not just in the SEC but on the national stage as well. Staley led the program to its first ever No. 1 ranking in both the AP and USA Today/Coaches Poll. She also delivered the first SEC regular-season and tournament championships. In fact, Staley has accounted for 83 of the program's all-time 147 SEC regular-season victories – 56.5 percent in just eight of the 25 seasons the Gamecocks have been in the league.

### The Staley Era (2008-09 through present)

<b>Wins</b>	
30-Win Seasons.....	2
25-Win Seasons.....	5
20-Win Seasons (includes 2016-17).....	6
Winning Seasons.....	7

### National Rankings

Weeks in the AP Top 25.....	94
Weeks in the AP Top 10.....	66
Weeks in the AP Top 3.....	40
Weeks at AP No. 1.....	12

### Postseason

NCAA Tournament Appearances.....	5
NCAA Sweet 16s.....	4
NCAA Final Fours.....	1

### In the SEC

Regular-Season Championships.....	3
Regular-Season Top 5 Finishes (includes 2016-17).....	7
Tournament Championships.....	2
Double-Digit Wins (includes 2016-17).....	6

### Pre-Staley in the SEC (1991-92 through 2007-08)

<b>Wins</b>	
30-Win Seasons.....	0
25-Win Seasons.....	1
20-Win Seasons.....	2
Winning Seasons.....	7

### National Rankings

Weeks in the AP Top 25.....	32
Weeks in the AP Top 10.....	6
Weeks in the AP Top 3.....	0
Weeks at AP No. 1.....	0

### Postseason

NCAA Tournament Appearances.....	2
NCAA Sweet 16s.....	1
NCAA Final Fours.....	0

### In the SEC

Regular-Season Championships.....	0
Regular-Season Top 5 Finishes.....	2
Tournament Championships.....	0
Double-Digit Wins.....	1

### Pre-Staley All-Time (1974-75 through 2007-08)

<b>Wins</b>	
30-Win Seasons.....	1
25-Win Seasons.....	3
20-Win Seasons.....	9
Winning Seasons.....	21

### National Rankings

Weeks in the AP Top 25.....	130
Weeks in the AP Top 10.....	31
Weeks in the AP Top 3.....	6
Weeks at AP No. 1.....	0

### Postseason

NCAA Tournament Appearances.....	8
NCAA Sweet 16s.....	3
NCAA Final Fours.....	0

### In Conference (SEC and Metro 1983-84 thru 1990-91)

Regular-Season Championships.....	5
Regular-Season Top 5 Finishes.....	10
Tournament Championships.....	3
Double-Digit Wins.....	5

## Second Effort

South Carolina has found itself in a single-digit game at halftime 11 times this season. The Gamecocks were in the lead in six of those games, tied once and trailed four times – one of which they came back to win (Mississippi State, Jan. 23). While the defensive effort has remained relatively steady in both halves of those games (30.6 ppg vs. 33.8), the Gamecock offense was dramatically more efficient (31.4 vs. 37.8), especially in the seven wins, although scoring in the paint was nearly identical.

In those seven games, which the Gamecocks ended

up winning by 11.1 points per game:

Half	PPG	FG%	3FG%	FT/Gm	Paint
1st	31.6	.316	.186	9.0	116
2nd	41.1	.454	.400	13.1	118

The Gamecock making the biggest leap when it comes down to winning is junior guard Allisha Gray. In the seven wins, the quiet scorer who is always ready to do whatever the team needs, lifted her scoring average from 4.4 points per first half to 11.1 per second half and her field goal percentage from .367 (11-of-30) to .636 (28-of-44), which includes a 3-point range jump from 20.0 percent (1-of-5) to 41.7 percent (5-of-12).

# ALLISHA GRAY

Junior • Guard



» Dawn Staley Award Midseason and Naismith Trophy Top 50 Preseason Watch Lists

» 22nd in SEC in scoring – 12.8 ppg – on 49.6 percent shooting ... second on team with 20 double-figure scoring games, including 11 of the last 13

» In SEC play – 12.8 ppg (20th), 4.7 rpg, 1.6 spg

» Averages 4.4 rebounds (11 games of five or more), 2.8 assists (9 games of 4 or more)

» Kicked off Gamecock career with 24 points at #7/6 Ohio State (Nov. 14) that included 10-of-18 FGs and some of most momentum-killing baskets

» Played in power forward spot with A'ja Wilson on the bench against Georgia (Jan. 12) and LSU (Jan. 15) to grab tough rebounds and hit free throw to seal win over the Lady Bulldogs

» Returned to guard spot to pour in 16 third-quarter points against #4/4 Mississippi State (Jan. 23) to pull Gamecocks out of seven-point halftime deficit then sprinted to defend breakaway layup that kept team in front in final minute of the game

## To Three, or Not to Three

South Carolina added a pair of outside threats with junior transfers Kaela Davis and Allisha Gray, but the Gamecocks' offensive strategy continues to center on the paint. In fact, the addition of the outside weapons has made South Carolina no more reliant on the 3-point shot

## 2016-17 Awards

### Alaina Coates

USBWA National Player of the Week (12/13-19)  
Three-time SEC Player of the Week (11/15-21; 11/22-28; 12/13-19)  
Rated No. 9 player in the nation by espnW  
Wooden Award Late Season Top 20  
USBWA Drysdale Award Midesason Watch List  
Naismith Trophy Top 30 Watch List  
Wade Watch List (Preseason)  
Preseason All-America Second Team (espnW, Lindy's, Sporting News)  
Preseason All-America Honorable Mention (AP)  
Preseason All-SEC First Team (Media, Coaches)

### Kaela Davis

CoSIDA Academic All-District 4  
Naismith Trophy Top 50 Preseason Watch List

### Allisha Gray

Dawn Staley Award Midseason Watch List  
Naismith Trophy Top 50 Preseason Watch List  
SEC Player of the Week (1/17-23)

### A'ja Wilson

Rated No. 1 player in the nation by espnW  
Wooden Award Late Season Top 20  
USBWA Drysdale Award Midesason Watch List  
Naismith Trophy Top 30 Watch List  
Wade Watch List (Preseason)  
Preseason All-America First Team (AP, espnW, Athlon, Lindy's, Sporting News)  
Preseason SEC Player of the Year (Media, Coaches)  
Preseason All-SEC First Team (Media, Coaches)

## Record Book Watch

The Gamecocks' starting frontcourt of Alaina Coates and A'ja Wilson are moving up the career record books quickly. Here's their current standing:

### Blocked Shots

Player	Gms	Blk
1. A'ja Wilson (2015-present)	94	221
2. Alaina Coates (2014-present)	131	209
3. Lakesha Tolliver (2004-07)	112	177
4. Elem Ibiam (2012-15)	126	164
5. Michelle Murray (1990-93)	96	148

### Rebounds

Player	Gms	Reb.
1. Sheila Foster (1979-82)	134	1427
2. Alaina Coates (2014-present)	131	1220
3. Marsha Williams (1990-93)	116	1026
4. Aleighsa Welch (2012-15)	137	956
5. Schonna Banner (1987-90)	125	901

### Offensive Rebounds (Since 1987-88)

Player	Gms	Reb.
1. Aleighsa Welch (2012-15)	137	449
2. Marsha Williams (1990-93)	116	427
3. Alaina Coates (2014-present)	131	378
4. Annie Lester (1997-2000)	110	348
5. Jocelyn Penn (1999-03)	117	345

### Double-Doubles

Player	Gms	Dbl-Dbl.
1. Sheila Foster (1979-82)	134	72
2. Alaina Coates (2014-present)	131	57
3. Marsha Williams (1990-93)	116	44
4. Denise Nanney (1975-77)	78	42
5. Katrina Anderson (1978-79)	71	41
6. Sharon Gilmore (1983-86)	110	32
7. Brantley Southers (1982-86)	120	29
8. Beth Hunt (1989-90)	63	27
9. A'ja Wilson (2015-present)	94	25
Schonna Banner (1987-90)	125	25

### Points

Player	Gms	FTM
1. Sheila Foster (1979-82)	134	2266
2. Shannon Johnson (1993-96)	109	2230
3. Brantley Southers (1982-86)	120	1982
4. Jocelyn Penn (1999-2003)	117	1939
5. Tiffany Mitchell (2013-16)	139	1885
6. Schonna Banner (1987-90)	125	1791
7. Martha Parker (1986-89)	124	1728
8. Karen Middleton (1988-91)	128	1714
9. Evelyn Johnson (1980-83)	113	1620
10. Alaina Coates (2014-present)	131	1589

### Free Throws Made

Player	Gms	FTM
1. Shannon Johnson (1993-96)	109	478
2. Martha Parker (1986-89)	124	473
3. Tiffany Mitchell (2013-16)	139	447
4. Sheila Foster (1979-82)	134	418
5. Jocelyn Penn (1999-03)	117	411
6. Alaina Coates (2014-present)	131	405
7. Nikki Miars (1996-99)	108	357
8. A'ja Wilson (2015-present)	94	351
9. Annie Lester (1997-2000)	110	333
10. Aleighsa Welch (2012-15)	137	329

### Free Throw Attempts

Player	Gms	FTA
1. Shannon Johnson (1993-96)	109	679
2. Martha Parker (1986-89)	124	641
3. Sheila Foster (1979-82)	134	624
4. Alaina Coates (2014-present)	131	631
5. Jocelyn Penn (1999-03)	117	604
6. Tiffany Mitchell (2013-16)	139	578
7. Aleighsa Welch (2012-15)	137	545
8. Marsha Williams (1990-93)	116	513
9. A'ja Wilson (2015-present)	94	504
10. Nikki Miars (1996-99)	108	474

for scoring this season than last.

This season's 140 3s account for 21.3 percent of the Gamecocks' total offense, which is SHY of last season when the 190 3s made up 22.1 percent of the offense.

Interestingly, reliance on outside shooting decreases dramatically against ranked opponents. In seven games against top-25 foes this season, South Carolina's 28 3-pointers made up just 16.4 percent of its 511 points, which is much lower than the 18.0 percent of the offense in 15 games against ranked foes last season.

The two-game absence of All-America forward A'ja Wilson also did not impact the Gamecocks' desire to line it up from outside the arc. In the two games without Wilson in the lineup, 22.0 percent of South Carolina's points came from long range compared to 21.5 percent in the games she has played.

### Miscellaneous Stats

Triple-Doubles	2016-17	Career	Record
Alaina Coates	0	1	1-0

Double-Doubles	2016-17	Career	Record
Alaina Coates	15	57	54-3
A'ja Wilson	6	25	23-2
Kaela Davis	1	1	1-0

30+ Points	2016-17	Career	Record
Kaela Davis	1	1	1-0
A'ja Wilson	1	1	1-0

20+ Points	2016-17	Career	Record
A'ja Wilson	8	20	18-2
Alaina Coates	4	16	15-1
Kaela Davis	3	3	3-0
Allisha Gray	2	2	2-0
Bianca Cuevas-Moore	1	3	3-0

10+ Points	2016-17	Career	Record
A'ja Wilson	22	79	70-9
Allisha Gray	20	20	17-3
Alaina Coates	18	90	86-4
Kaela Davis	16	16	14-2
Bianca Cuevas-Moore	8	24	22-2
Tyasha Harris	3	3	3-0
M. Herbert Harrigan	2	2	2-0
Doniyah Cliney	0	1	1-0
Tiffany Davis	0	1	1-0

10+ Rebounds	2016-17	Career	Record
Alaina Coates	17	66	63-3
A'ja Wilson	6	26	24-2
Kaela Davis	1	1	1-0

5+ Assists	2016-17	Career	Record
Tyasha Harris	7	7	6-1
Allisha Gray	5	5	4-1
Kaela Davis	3	3	3-0
Bianca Cuevas-Moore	2	8	8-0
Doniyah Cliney	2	2	2-0
A'ja Wilson	1	1	1-0
Alaina Coates	0	1	1-0

5+ Steals	2016-17	Career	Record
Bianca Cuevas-Moore	1	2	2-0
Allisha Gray	1	1	1-0
A'ja Wilson	1	1	109
Tiffany Davis	0	1	1-0

5+ Blocks	2016-17	Career	Record
A'ja Wilson	1	8	7-1
Alaina Coates	0	4	4-0

### Seeing Double

South Carolina center Alaina Coates ranks ninth in the nation with 15 double-doubles this season, and she is one of five players on a nationally ranked team to average a double-double this season.

Coates is second on the list in rebounds per game (11.15) while ranking just third in average minutes played (27.62).

To level the playing field of teams playing different schedules, a look at key stats for those six players against ranked opponents:

Player (Team-Gms)	PPG	RPG	MPG	FG%	Dbls.
Coates (SC-7)	13.14	13.28	29.00	.604	5
Billings (UCLA-9)	18.00	12.11	35.56	.413	5
Jones (MD-4)	17.50	11.00	27.50	.763	3
Mavunga (OSU-4)	11.25	10.75	28.75	.600	1
Osahor (Wash.-6)	16.50	15.00	38.33	.413	4

In breaking down those numbers, centers Coates and Brionna Jones of Maryland stand out in efficiency, beyond their lofty field goal percentages. Coates records either a rebound or a point for every 1.10 minutes on the court, while Jones posts one or the other every 0.97 minute on the court.

For Coates, the excellence has been a career-long effort. She is the NCAA Div. I active leader in career rebounds (1,220) and double-doubles (57).

This season, she ranks among the nation's best in field goal percentage (2nd, .672), rebounds (8th, 11.2 rpg) and double-doubles (9th, 15) – all of which lead the SEC. She averages a double-double overall (13.8 ppg/11.5 rpg), in SEC play (12.6/11.2) and vs. ranked teams (13.1/13.3).

The value of Coates goes well beyond points and rebounds, though. In SEC play, she is second on the team blocks and third in steals.

### 20/20 Vision

Five different Gamecocks have recorded at least one 20-point game this season – A'ja Wilson (8), Alaina Coates (4), Kaela Davis (3), Allisha Gray (2) and Bianca Cuevas-Moore (1) – across 14 games this season. Two Gamecocks have reached that mark in the same game four times, marking the most such games in a season since 2009-10. The 2001-02 team also record four such games. Five games in the 1990-91 saw multiple 20-point scorers,

### Games Led Team In...

(Tied for team lead in each category included)

Scoring	2016-17	Career	Record
A'ja Wilson	15	45	39-6
Alaina Coates	9	28	26-2
Kaela Davis	4	4	4-0
Bianca Cuevas-Moore	2	5	5-0
Allisha Gray	1	1	1-0

Rebounding	2016-17	Career	Record
Alaina Coates	20	78	72-6
A'ja Wilson	7	30	27-3
Doniyah Cliney	2	2	2-0
Allisha Gray	2	2	1-1
Kaela Davis	1	1	0-1

Assists	2016-17	Career	Record
Tyasha Harris	9	9	9-0
Bianca Cuevas-Moore	6	17	16-1
Allisha Gray	7	7	5-2
Kaela Davis	5	5	5-0
Alaina Coates	3	6	6-0
A'ja Wilson	3	4	4-0
Doniyah Cliney	2	2	2-0
M. Herbert Harrigan	1	1	1-0

### 2016-17 Scoring Differentials

Largest lead in a win.....	by 57 (93-36), 4th-1:37, vs. Saint Peter's, 11/22
Largest deficit overcome to win.....	by 9 (26-35), 2nd-0:24, vs. Mississippi State, 1/23
Largest lead given up in a loss.....	by 11 (16-5), 1st-3:46, at Duke, 12/4
Largest deficit in a loss.....	by 16 (50-66), 4th-2:15, at UConn, 2/13

# KAELA DAVIS

## Junior • Guard

» CoSIDA Academic All-District 4 ... Naismith Trophy Top 50 Preseason Watch List

» Explosive scorer, athletic and capable of playing variety of spots ... Challenged by Staley to also impact game defensively

» Burst into Carolina career with 37 points at #7/6 Ohio State (Nov. 14) – most points ever by Gamecock vs. ranked opponent

» Shot 6-of-10 from 3-point range against Minnesota (Dec. 11)

» 29th in SEC in scoring (11.6 ppg) and 6th in 3s/game (1.7)

» Called her own number to defend Mississippi State's Victoria Vivians, a top-5 scorer in the SEC, in 2nd half, limiting her to five points on 1-of-8 shooting in final 20 minutes of tight Gamecock victory (Jan. 23)

» Fastest player in Georgia Tech history to reach 1,000 career points (52 games) ... Two-time First-Team All-ACC selection

» "We knew Kaela was by far the best [3-point shooter on the team]. We weren't wanting to give her much space at all. But, she's got great size, is very intelligent. She found gaps really well, and she shot it." – Marlene Stollings, Minnesota Head Coach



as did seven games in the 1985-86 season and 10 games in the 1988-90 campaign.

### Location, Location, Location

The Gamecocks average 37.9 points in the paint this season, making up 50.1 percent of their offense. Only three opponents have out-scored South Carolina in the paint this season – Duke (42-32, 12/3/16), Tennessee (38-26, 1/20/17) and UConn (34-26, 2/13/17). The Gamecocks are out-pacing their opponents in that space by 14.9 points per game. Their interior advantage has been at least 20 points 10 times, including a season-high 44 against Maine (Nov. 21).

### Blocking Scheme

South Carolina leads the SEC and ranks 15th in the nation with 5.8 blocked shots per game and have blocked double-digit shots twice this season – 11 vs. Clemson (Dec. 15), 10 vs. Alabama (Jan. 1). The two driving forces of that defensive movement are also the program's all-time career blocked shot leaders – A'ja Wilson (221) and Alaina Coates (209).

Wilson broke the program's career blocks record earlier this season (vs. Saint Peter's, Nov. 22) but can hardly celebrate with Coates nipping at her heels. Wilson is third in the SEC and 32nd in the nation with 2.2 blocks per game, and Coates is just behind at 1.5 per game for fifth in the league. Freshman Mikiah Herbert Harrigan is following in her frontcourt mentors' footsteps, ranking 11th in the league with 1.2 blocks per game, which includes three games of three or more blocks.

### Four x 1,000

South Carolina boasts four 1,000-point scorers on this season's roster, led by senior center Alaina Coates (1,589). Junior transfer Kaela Davis (1,548 – includes 1,246 at Georgia Tech) is next in line with juniors A'ja Wilson (1,422) and Allisha Gray (1,387 – includes 1,053 at North Carolina) just behind. All four were

first-team all-conference selections in their most recent seasons as well.

### Helping Hands

South Carolina head coach Dawn Staley likes to say that with good movement, the ball will find who is supposed to shoot it on any given possession. With four 1,000-point scorers on this season's team, many observers wondered how the quartet would abide that philosophy.

Returns are good as the Gamecocks are third in the SEC with 15.1 assists per game and have assisted on at least half their field goal 20 times in 26 games, including four games assisting on at least two-thirds of their made baskets – vs. Minnesota (Dec. 11), at Auburn (Jan. 5), at Kentucky (Feb. 2) and against Auburn (Feb. 9).

Of the Gamecocks' 15.1 assists per game, the quartet of 1,000-point scorers account for 8.0 assists per game of that average with Allisha Gray leading the group at 2.8 and Kaela Davis handing out 2.2 per game.

Freshman point guard Tyasha Harris moved into the team lead in the category against Tennessee (Jan. 30)

with her fourth six-assist game of the season and now has a 2.9 average. In SEC action, the first-year guard is ninth with 3.4 assists per game while holding sixth in assist-to-turnover ratio at 2.3.

### SEC Active

Senior Alaina Coates and junior A'ja Wilson feature prominently in the SEC's active leader boards this season.

Coates is running away with the double-double chart at 57 and the rebounding mark at 1,220 – over 400 more than the second-place player. Coates' 209 career blocks are just behind league leader Wilson's 221, more than 50 ahead of third place. Coates is fourth in scoring at 1,589 and in field goals made (592).

In addition to leading the blocks list, Wilson is fourth in double-doubles with 25 and sixth in scoring with 1,422 career points. She is fifth in rebounding (702) and is seventh in field goals made (535).

### Quarter Breakdown

Through 26 games this season, South Carolina has out-scored its opponent in all but 27 quarters. The

# TYASHA HARRIS

## Freshman • Guard

» Poise and command of the point guard position moved her into permanent starting role at beginning of SEC play

» In SEC play, ranks 10th in assists per game (3.4), 6th in assist-to-turnover ratio (2.3), which is best among league freshmen

» 7 games handing out five or more assists, including two against ranked opponents

» Committed more than two turnovers just four times in 26 games

» In 7 games against ranked opponents, averaged 3.0 assists and continued poise with 2.3 assist-to-turnover ratio

» Scored in double figures three times, including at #14/15 Texas (Dec. 1)

» Dished out six assists in first career start (Minnesota, Dec. 11) and first career SEC start (Alabama, Jan. 1)

» Ranked No. 8 point guard in 2016 recruiting class ... won three straight state championships and a gold medal in 2016 FIBA U18 Americas Championship



### Around the SEC

(through games of 2/20)

	SEC Games			Overall		
	W	L	Pct.	W	L	Pct.
Mississippi State	13	1	.929	27	1	.964
South Carolina	12	2	.857	22	4	.846
Kentucky	10	4	.714	19	8	.704
Missouri	9	5	.643	19	9	.679
Texas A&M	9	5	.643	19	8	.704
Tennessee	8	6	.571	17	10	.630
LSU	7	7	.500	18	9	.667
Georgia	6	8	.429	14	13	.519
Alabama	5	9	.357	17	10	.630
Auburn	5	9	.357	15	13	.536
Ole Miss	5	9	.357	16	11	.593
Florida	4	10	.286	13	14	.481
Vanderbilt	3	11	.214	13	14	.481
Arkansas	2	12	.143	13	14	.481

### Today's Games

#### February 23

Alabama at Georgia, 7 p.m. (SECN+)  
 Arkansas at Vanderbilt, 8 p.m. (SECN+)  
 LSU at Auburn, 7 p.m. (SECN+)  
 Florida at Tennessee, 7 p.m. (SECN)  
 #3/2 Mississippi St. at #22/- Kentucky, 7 p.m. (SECN+)  
 Ole Miss at #24/- Missouri, 8 p.m. (SECN+)

Rankings are listed as AP/Coaches Poll  
 All Times Eastern; TV Network in ()

### All-Time Records vs. SEC Teams

Opponent	Overall	Under	SEC	SEC	H	A	N	Streak	Last
		Staley	Season	Tourn.					
Alabama	23-15	13-0	18-12	2-2	12-5	9-8	2-2	Won 13	W: 93-45, 1/1/17 (H)
Arkansas	16-17	9-3	15-15	1-2	9-5	6-10	1-2	Won 8	W: 79-49, 2/5/17 (A)
Auburn	22-21	10-3	16-15	2-1	12-7	8-12	2-2	Won 7	W: 60-41, 2/9/17 (H)
Florida	16-20	8-4	14-18	0-2	7-10	9-8	0-2	Won 8	W: 81-62, 1/8/17 (A)
Georgia	13-33	9-6	10-21	2-2	6-14	4-15	3-4	Won 6	W: 62-44, 1/26/17 (A)
Kentucky	26-33	10-9	21-25	2-2	17-9	8-20	2-4	Won 5	W: 75-63, 2/2/17 (A)
LSU	11-22	8-5	9-22	2-0	5-10	4-12	2-0	Won 7	W: 84-61, 1/15/17 (A)
Ole Miss	21-17	11-2	17-12	2-4	12-4	7-8	2-5	Won 9	W: 65-46, 1/19/17 (H)
Miss. State	18-16	9-3	16-14	1-2	11-5	6-9	1-2	Won 9	W: 64-61, 1/23/17 (H)
Missouri	4-2	3-2	3-2	—	2-0	1-2	1-0	Lost 1	W: 60-62, 2/19/17 (A)
Tennessee	5-46	4-9	3-27	1-3	2-20	2-21	1-5	Lost 1	L: 74-76, 1/20/17 (H)
Texas A&M	3-3	3-3	3-2	0-1	2-1	1-1	0-1	Won 3	W: 70-63, 1/31/16 (A)
Vanderbilt	14-21	9-2	14-18	0-2	8-8	5-11	0-2	Won 8	W: 82-51, 2/16/17 (H)
<b>Totals</b>	<b>192-266</b>	<b>106-51</b>	<b>159-202</b>	<b>14-23</b>	<b>103-98</b>	<b>70-137</b>	<b>16-30</b>	<b>Lost 1</b>	



Gamecocks have out-paced their opponent by double digits 28 times in the 104 quarters, including a season-high differential of 25 points (37-12) in the first quarter against Saint Peter's (Nov. 22). In SEC action, the 23-point advantage in the first quarter at Auburn (Jan. 5) was a season high.

South Carolina has shot at least 50.0 percent from the field 43 times in its 104 quarters of action, led by its 71.4 percent accuracy in the first quarter against Saint Peter's (Nov. 22). The Gamecocks' 37 points in that quarter are the most for the program since the NCAA went to the format for the 2015-16 season.

Defensively, South Carolina has held an opponent to single digits in a quarter 23 times this season, including five quarters of five or fewer points. An opponent has shot 20.0 percent or less from the field in 20 quarters, including a pair of quarters under 10.0 percent (6.3% by Vanderbilt, 4th atr., 2/16/17; 7.1% by Florida, 2nd qtr., 1/8/17; 8.3% by Auburn, 4th qtr., 1/5/17).

Here's a more detailed look at the quarter-by-quarter production for the Gamecocks this season:

Qtr.	SC/Opp	SC/Opp	Avg. Pts.
	Avg. Pts	FG%	Margin
1	19.7/12.8	.458/.346	+6.9
2	19.3/13.7	.470/.359	+5.6
3	19.3/14.1	.497/.348	+5.2
4	17.4/14.8	.414/.346	+2.6

Individually, junior guard Kaela Davis leads the Gamecocks with six double-digit scoring quarters and has the highest-scoring quarter this season with 19 points in the first at Auburn (Jan. 5). Allisha Gravy has four double-digit scoring quarters each, Alaina Coates has posted three, and A'ja Wilson has two.

### This is 30

With 30-point games already this season by juniors Kaela Davis (37 at #7/6 Ohio State, 11/14) and A'ja Wilson (31 at #14/15 Texas, 12/1), the Gamecocks have the most 30-point games in a season since 2002-03 when Jocelyn Penn recorded three such outings, none of which were against a ranked opponent.

The program record for 30-point games in a season is six with the most recent coming in 1994-95. In each

of the three seasons with six 30-point games, every game was recorded by the same Gamecock. Shannon Johnson posted six in 1994-95 to duplicate her effort in 1993-94. Beth Hunt originally set the record with her six 30-point games in the 1989-90 campaign. The only 30-point outing against a ranked opponent in those three seasons

was Beth Hunt's 34-point showing in a losing effort at then-No. 18 Southern Miss.

Individually, only eight 30-point games by a Gamecock have come against ranked opponents, including this season's showings from Davis and Wilson. Davis' 37 points is the most in a game against a

## Team Specialty Stats

South Carolina-Opponent

	Pts. in Paint	Pts. Off TOs	2nd Chance Pts	Fast Break Pts
11/14 at OSU	44-30	16-17	13-12	18-12
11/20 HU	46-20	35-2	23-7	12-3
11/21 Maine	52-8	20-7	14-2	11-0
11/22 SPU	50-14	30-8	17-9	26-0
11/27 vs. UL	40-24	18-15	20-5	14-2
12/1 at Texas	34-30	14-7	14-16	2-8
12/4 at Duke	32-42	18-28	14-15	9-12
12/11 Minn.	42-12	12-11	20-21	18-9
12/15 Clem.	50-26	10-6	21-8	13-4
12/18 UCLA	40-34	5-15	19-12	8-14
12/21 at SSU	42-8	21-4	22-5	20-4
1/1 Ala.	54-14	36-14	18-5	19-6
1/5 at Aub.	22-18	9-15	9-12	4-2
1/8 at Fla.	44-34	21-14	23-15	8-6
1/12 UGa	24-24	14-11	9-17	12-6
1/15 at LSU	38-24	20-10	13-8	8-4
1/19 Miss.	38-30	22-6	14-4	6-6
1/23 MSU	32-32	13-12	15-13	2-4
1/26 at UGa	20-18	13-10	9-5	6-2
1/30 Tenn.	26-38	7-12	8-9	8-18
2/2 at UK	34-20	15-15	11-10	2-4
2/5 at Ark.	40-18	22-15	15-15	9-2
2/9 Aub.	34-6	12-8	14-3	4-0
2/13 at UConn	26-34	15-19	12-16	2-12
2/16 Vandy	50-10	24-7	9-18	18-6
2/19 at Mizz.	32-30	26-19	7-11	4-4
2/23 at TAMU				
2/26 UK				
Season Avg.	37.9-23.0	18.0-11.8	14.7-10.5	10.1-5.8
SEC Avg.	34.9-22.6	18.1-12.0	12.4-10.4	7.9-5.0

## Starters vs. Bench Points

	SC Starters	Opp. Starters	SC Bench	Opp. Bench
11/14 at OSU	85	76	7	4
11/20 HU	71	23	21	15
11/21 Maine	53	16	26	26
11/22 SPU	68	28	25	10
11/27 vs. UL	68	34	15	25
12/1 at Texas	64	47	12	20
12/4 at Duke	60	62	3	12
12/11 Minn.	59	37	39	21
12/15 Clem.	68	43	15	18
12/18 UCLA	56	46	10	11
12/21 at SSU	48	22	22	8
1/1 Ala.	72	33	21	12
1/5 at Aub.	46	34	27	13
1/8 at Fla.	70	50	11	12
1/12 UGa	41	49	25	14
1/15 at LSU	76	55	8	6
1/19 Miss.	50	39	15	7
1/23 MSU	61	41	3	20
1/26 at UGa	46	34	16	10
1/30 Tenn.	56	68	18	8
2/2 at UK	65	56	10	7
2/5 at Ark.	60	18	19	31
2/9 Aub.	56	22	4	19
2/13 at UConn	44	59	11	7
2/16 Vandy	60	25	22	26
2/19 at Mizz.	46	54	14	8
2/23 at TAMU				
2/26 UK				
Season Avg.	59.6	41.2	16.1	14.2
SEC Avg.	57.5	41.3	15.2	13.8

# THE GAMECOCKS' TWIN TOWERS

Junior  
A'ja  
Wilson

» "We knew exactly what they were going to do, and we still couldn't stop it. They imposed their will with their inside game. I do think they have the best front line in the country, and they did a good job playing to their strengths." – Cori Close, UCLA Head Coach

» "They're a really powerful team. They are extremely talented, so gifted, and in our league there are some teams that maybe have some size and some big kids. But Wilson and Coates are just a different level of athletes." – Matthew Mitchell, Kentucky Head Coach

» "Their length and size, and the skill of those two kids – Wilson and Coates. They don't drop balls' they get them, hit easy stick-backs. Their tough. They can move. They can run. There's not another team in the country that can put two on the floor like that." – Jimmy Dykes, Arkansas Head Coach

» "We got a little lost [defensively] when Wilson would drive to the basket, but she's unbelievable." – Holly Warlick, Tennessee Head Coach

» "[Coates] has a motor like I haven't seen in a long time. She doesn't worry about who [they're] playing. She just does it right because that's what you're supposed to do. I watch them on film; they're up 30 at the half, and she sprinting the floor every single time." – Jeff Walz, Louisville Head Coach

Senior  
Alaina  
Coates

ranked opponent and was the first since Johnson netted 35 against then-#5 Tennessee on Feb. 15, 1996, which until Davis' 37 was the highest-scoring game against a ranked opponent in program history.

Here's a list of the Gamecocks' individual 30-point games against a ranked opponent:

Pts.	Player	Opp.	Date
37	K. Davis	at #7/6 Ohio St.	11/14/16
35	S. Johnson	#5 Tennessee	2/15/96
34	B. Hunt	#18 Southern Miss	1/29/90
32	S. Johnson	#2 Tennessee	2/8/94
32	Ma. Williams	#22 Florida St.	2/4/91
32	K. Anderson	vs. #14 Memphis	3/4/78
31	A. Wilson	at #14/15 Texas	12/1/16
30	B. Southers	#19 Clemson	12/3/83

## Fresh Faces

Five new Gamecocks joined the fold this season with the four freshmen taking the court right away. Junior forward Alexis Jennings will sit out this season due to NCAA transfer rules.

Guard Tyasha Harris (Noblesville, Ind.) headlines the freshman class, coming off a summer spent helping the U.S. to its seventh-straight gold medal in the FIBA U18 Americas Championship. Araion Bradshaw (Hyde Park, Mass.) and Victoria Patrick (Orlando, Fla.) join her in the guard spot. Bradshaw is point guard with good court vision, and Patrick comes in as a scorer to help stretch the floor. Forward Mikiah Herbert Harrigan

## Gamecocks Coming Soon!

Head coach Dawn Staley signed four in the early signing period, highlighted by three ESPN Top-100 players. All four were named McDonald's All-America nominees earlier this year.

### Elisia (Lele) Grissett

**Durham, N.C./Hillside • Wing • 6-1**

A five-start player ranked No. 24 overall in the class, Grissett was an AP All-State First-Team selection in 2016 after helping Hillside to a 28-3 record and a spot in the Class 4A state semifinals. The athletics wing can drive, score through contact and attack the glass with an emerging perimeter game. Averaged 22.2 points, 9.3 rebounds, 3.2 steals and 3.0 blocks as a junior.

### Bianca Jackson

**Montgomery, Ala./Brewbaker Tech Magnet Wing • 5-11**

Ranked No. 54 overall in the class, Jackson is a three-time ASWA First-Team All-State selection and the daughter of the Alabama State men's and women's basketball coaches. She averaged 22 points, six rebounds and 4.2 assists last season.

### Haley Troup

**Gadsden, Ala./Gadsden • Guard • 5-9**

A First-Team ASWA 7A All-State selection last season, Troup is a combo guard who can handle the ball, pass with purpose in transition with a good shot off the dribble. She was the 2016 Gadsden Messenger Co-Player of the Year after averaging 17.9 points, 6.6 rebounds and 4.1 assists.

### LaDazhia Williams

**Bradenton, Fla./Lakewood Ranch • Forward • 6-2**

A five-star player ranked No. 47 overall in the class, Williams earned a spot in the 2016 USA Basketball U18 National Team Trials. The 2016 FABC 7A Player of the Year is agile with a face-up game who can finish with either hand. Her 15.8 points, 6.9 rebounds and 2.2 blocks per game led Lakewood Ranch to the state championship game.

## 2016-17 Roster

No.	Name	Pos.	Ht.	Yr.	Hometown/Last School
0	Victoria Patrick	G	5-8	Fr.	Orlando, Fla./Edgewater
1	Bianca Cuevas-Moore	G	5-6	Jr.	Bronx, N.Y./Nazareth Regional
3	Kaella Davis	G	6-2	Jr.	Suwanee, Ga./Georgia Tech
4	Doniyah Cliney	G	6-0	So.	Newark, N.J./Malcolm X Shabazz
10	Allisha Gray	G	6-0	Jr.	Sandersville, Ga./North Carolina
12	Araion Bradshaw	G	5-6	Fr.	Boston, Mass./Tabor Academy
15	Tiffany Davis	G	5-7	Sr.	Houston Texas/Westbury Christian
21	Mikiah Herbert Harrigan	F	6-2	Fr.	Pembroke Pines, Fla./Flanagan
22	A'ja Wilson	F	6-5	Jr.	Hopkins, S.C./Heathwood Hall
35	Alexis Jennings*	F	6-2	Jr.	Madison, Ala./Kentucky
41	Alaina Coates	C	6-4	Sr.	Irmo, S.C./Dutch Fork
52	Tyasha Harris	G	5-10	Fr.	Noblesville, Ind./Heritage Christian

\* indicates will sit out 2016-17 due to NCAA transfer rules

**Head Coach:** Dawn Staley

**Assoc. Head Coach:** Lisa Boyer; **Assistant Coaches:** Nikki McCray-Penson, Fred Chmiel

**Director of Coaching Offensive Analytics:** Melanie Balcomb

rounds out the class, bringing athleticism, speed and perimeter shooting to the team.

The quartet combines to play 49.8 minutes per game, while contributing 11.0 points per game. Harris leads the group in both minutes at 25.0 per game and in scoring (5.1 ppg). She was also the first of the group to earn a starting spot (Dec. 11 vs. Minnesota). Herbert Harrigan is just behind Harris in scoring with 4.3 points per game and earned the start against Georgia (Jan. 15), creating the first freshman tandem in a Gamecock starting lineup since the 2009-10 season.

## Great Gamecock Fans

With over 10,000 season-ticket holders for the second-straight season, South Carolina leads the nation in average attendance at 12,457 and is the only program drawing at least 10,000 fans per game.

The Gamecocks have posted the highest average attendance at the end of the last two seasons and have enjoyed steady fan growth over the last five years – 3,952 in 2012-13; 6,371 in 2013-14; 12,293 in 2014-15; 14,364 in 2015-16.

South Carolina fans have proven they'll travel to see their Gamecocks as well. In the Dec. 4 game at Duke,

the Blue Devils reported attendance of 6,036 after drawing just 3,112 prior to the contest. On Dec. 21, Savannah State drew 1,411 for its game again at South Carolina despite averaging just 790 before that.

## USA Basketball Connection

At least one Gamecock has donned the red, white and blue for USA Basketball in each of the last three summers, and the group has helped six U.S. teams to five gold medals and one bronze in that time. Former Gamecock Tiffany Mitchell got the streak started with her FIBA 3x3 World Championship gold in 2014, which A'ja Wilson and Dawn Staley matched with a gold in the 2014 FIBA U18 Americas Championship. Staley went on to assist on USA Basketball's FIBA World Championship gold-medal team that same year. The next summer, Wilson and Staley claimed the 2015 FIBA U19 World Championship gold.

The most recent medals came from freshman Tyasha Harris who steered the U18 team to gold in the FIBA U18 Americas Championship and junior transfer Alexis Jennings, who brought home bronze from the 2016 FIBA 3x3 World Championship.

## AP Top 25

(Week of 2/20)

1. Connecticut	26-0
2. Maryland	26-1
3. Mississippi State	27-1
4. Baylor	25-2
5. Notre Dame	25-3
6. Texas	21-5
7. South Carolina	22-4
8. Florida State	24-4
9. Stanford	24-4
10. Oregon State	25-3
11. Washington	25-4
12. Ohio State	23-5
13. Duke	24-4
14. Louisville	23-6
15. UCLA	20-7
16. Oklahoma	21-6
17. Miami	19-7
18. NC State	20-7
19. DePaul	22-6
20. Syracuse	18-9
21. Drake	22-4
22. Kentucky	19-8
23. Temple	21-5
24. Missouri	19-9
25. Michigan	21-7

## USA Today Coaches Top 25

(Week of 2/20)

1. Connecticut	26-0
2. Mississippi State	27-1
3. Baylor	25-2
4. Notre Dame	25-3
5. Maryland	26-1
6. Stanford	24-4
7. South Carolina	22-4
8. Oregon State	25-3
9. Ohio State	23-5
10. Texas	21-5
11. Florida State	24-4
12. Washington	25-4
13. Duke	24-4
14. Louisville	23-6
15. UCLA	20-7
16. Oklahoma	21-6
17. Miami	19-7
18. DePaul	22-6
19. NC State	20-7
20. Temple	21-5
21. Syracuse	18-9
22. Drake	22-4
23. Arizona State	17-10
24. Michigan	21-7
25. Creighton	20-6

## South Carolina's Record When...

	vs. Ranked	SEC	All
Record.....	6-1	12-2	22-4
Playing a ranked opponent.....	6-1	2-0	6-1
Playing at home .....	2-0	6-1	12-1
Playing on the road .....	3-1	6-1	9-3
Playing at neutral site .....	1-0		1-0
Leading at half .....	4-0	11-1	20-1
Trailing at half .....	1-1	1-1	1-3
Tied at half .....	1-0	0-0	1-0
Playing an overtime game .....	0-0	0-0	0-0
0 players score in double figures .....	0-0		0-0
1 player scores in double figures .....	0-0		0-0
2 players score in double figures .....	1-0	2-1	2-1
3 players score in double figures .....	2-1	6-0	10-2
4 players score in double figures .....	2-0	2-1	5-1
5 players score in double figures .....	1-0	2-0	5-0
More than 5 players in double figures.....	0-0		0-0
Starters out-score opponent's starters .....	6-0	11-0	21-0
Starters equal/exceed opponent team total.....	4-0	10-0	18-0
Opponent's starters score equal/more .....	0-1	1-2	1-4
Bench out-scores opponent's bench .....	2-1	7-1	12-2
Opponent's bench scores equal/more.....	4-0	5-1	10-2
No reserve scores in double figures .....	3-0	8-1	13-2
At least one reserve scores in double figures .....	2-1	4-1	9-2
More than one reserve scores in double figures...	0-0	0-0	0-0
Shooting 50% or better .....	1-0	5-0	8-0
Shooting between 40-49% .....	4-0	5-2	11-3
Shooting between 30-39% .....	1-1	2-0	3-1
Shooting less than 30% .....	0-0	0-0	0-0
Opponent shoots 50% or better.....	0-0	0-0	0-1
Opponent shoots between 40-49% .....	2-1	2-2	4-3
Opponent shoots between 30-39% .....	3-0	5-0	7-0
Opponent shoots less than 30%.....	1-0	5-0	11-0
Shooting better than opponent.....	6-0	10-0	20-0
Shooting worse than/equal to opponent.....	0-1	2-2	2-4
Having more FTs made than opponent.....	5-1	8-1	16-2
Having equal/less FTs made than opponent .....	1-0	4-1	6-2
Out-rebounding opponent .....	4-0	9-1	18-2
Having equal/less rebounds than opponent .....	2-1	3-1	4-2
Having fewer TOs than opponent.....	2-0	8-1	15-1
Having equal or more TOs than opponent.....	4-1	4-1	7-3
Attempting more FT than 3FG.....	5-0	9-2	17-2
Attempting equal/less FT than 3FG .....	1-1	3-0	5-2
Making 5 or more 3FGs.....	2-1	9-1	13-3
Making less than 5 3FGs.....	4-0	3-1	9-1
Making no 3 FGs .....	0-0	0-0	0-0
Attempting 15 or more 3FGs.....	2-1	7-1	11-3
Attempting less than 15 3FGs .....	4-0	5-1	11-1
No South Carolina players foul out.....	5-1	10-1	17-3
One or more SC players foul out.....	1-0	2-1	5-1
No opposing players foul out.....	0-0	7-2	12-3
One or more opposing players foul out .....	6-1	5-0	10-1

	vs. Ranked	SEC	All
Assist on at least half of field goals made.....	4-1	10-0	18-2
Assist on at least 2/3 of field goals made .....	1-0	3-0	4-0
Assist on less than half of field goals made.....	2-0	2-2	4-2
Scoring more pts. in paint than opponent .....	5-0	10-1	20-1
Scoring equal/less pts. in paint than opp. ....	1-1	2-1	2-3
Scoring more pts. off TOs than opponent .....	3-0	10-1	18-1
Scoring equal/less pts. off TOs than opp. ....	3-1	2-1	4-3
Scoring more 2nd-chance pts. ....	5-0	8-0	16-0
Scoring equal/less 2nd-chance pts.....	1-1	4-2	6-4
Scoring more fast break pts.....	2-0	9-0	17-0
Scoring equal/less fast break pts.....	4-1	3-2	5-4
Wearing white uniforms.....	3-0	6-2	12-2
Wearing black uniforms .....	2-0	3-0	6-1
Wearing garnet uniforms.....	1-1	2-0	3-1
Wearing pink uniforms .....	0-0	1-0	1-0
Playing in November.....	2-0		5-0
Playing in December.....	2-0		5-1
Playing in January .....	1-0	8-1	8-1
Playing in February .....	1-1	4-1	4-2
Playing in March.....	0-0	0-0	0-0
Playing during the day.....	2-0	4-1	8-2
Playing at night .....	4-1	8-1	14-2
Playing on Sunday.....	2-0	4-1	8-2
Playing on Monday .....	2-1	1-1	3-2
Playing on Tuesday.....	0-0		1-0
Playing on Wednesday.....	0-0		1-0
Playing on Thursday.....	2-0	7-0	9-0
Playing on Friday .....	0-0		0-0
Playing on Saturday.....	0-0		0-0
Margin is less than 5 pts. ....	1-0	2-2	2-2
Margin is between 5-9.....	2-0	0-0	2-0
Margin is between 10-19.....	2-1	5-0	6-2
Margin is between 20-29.....	1-0	2-0	4-0
Margin is between 30-39.....	0-0	2-0	3-0
Margin is between 40-49.....	0-0	1-0	3-0
Margin is 50 pts. or more.....	0-0	0-0	2-0
Having a 20-pt. scorer.....	5-0	7-1	13-1
Having a 30-pt. scorer.....	2-0	0-0	2-0
Scoring 49 points or less.....	0-0	0-0	0-0
Scoring 50-59 points.....	0-1	0-0	0-1
Scoring 60-69 points.....	2-0	5-1	6-2
Scoring 70-79 points.....	2-0	3-1	6-1
Scoring 80-89 points.....	1-0	3-0	5-0
Scoring 90-99 points.....	1-0	1-0	5-0
Scoring 100 points or more.....	0-0	0-0	0-0
Opponent scores 49 points or less .....	0-0	6-0	10-0
Opponent scores 50-59 points .....	2-0	1-0	4-0
Opponent scores 60-69 points .....	3-1	5-1	6-2
Opponent scores 70-79 points .....	0-0	0-1	0-2
Opponent scores 80-89 points .....	1-0	0-0	1-0
Opponent scores 90-99 points .....	0-0	0-0	0-0
Opponent scores 100 points or more.....	0-0	0-0	0-0

## 2016-17 Team High/Low - All Games

South Carolina Highs	South Carolina Lows	Category	Opponent Lows	Opponent Highs
98 vs. Minnesota, 12/11	55 at UConn, 2/13	<b>Points in Game</b>	30, at Savannah St., 12/21	80, at Ohio State, 11/14
64 (1st) vs. Saint Peter's, 11/22	23 (1st) at Georgia, 1/26	<b>Points in a Half</b>	12 (1st), at Savannah St., 12/21 12 (2nd), Hampton, 11/20	41 (2nd), at Ohio State, 11/14
37 (1st) vs. Saint Peter's, 11/22	6 (1st) vs. UCLA, 12/18	<b>Points in a Quarter</b>	4 (4th), Saint Peter's, 11/22 4 (4th), Hampton, 11/20	24 (4th), Tennessee, 1/30
38 vs. Minnesota, 12/11	20 at UConn, 2/13 20 at Georgia, 1/26 20 vs. Mississippi State, 1/23	<b>Field Goals Made</b>	11, at Savannah St., 12/21	30, at Duke, 12/4
72 vs. Minnesota, 12/11	42 vs. Mississippi State, 1/23	<b>Field Goal Attempts</b>	47, Auburn, 2/9	78, UCLA, 12/18
.569 (29-51) at LSU, 1/15	.333 (22-66) vs. UCLA, 12/18	<b>FG Percentage</b>	.216 (11-51), at Sav. St., 12/21	.500 (30-60), at Duke, 12/4
16 vs. Minnesota, 12/11	1 vs. UCLA, 12/18	<b>3-Point FG Made</b>	1, at Georgia, 1/26 1, at LSU, 1/15	10, Minnesota, 12/11
33 vs. Minnesota, 12/11	3 vs. UCLA, 12/18	<b>3-Point FG Attempts</b>	6, at LSU, 1/15	29, at Arkansas, 2/5
.500 (14-28), at Auburn, 1/5	.154 (2-13) at Savannah St., 12/21	<b>3-Point FG Percentage</b>	.100 (1-10), at Georgia, 1/26	.467 (7-15), Georgia, 1/12
30 at Texas, 12/1	3 at Auburn, 1/5	<b>Free Throws Made</b>	2, Saint Peter's, 11/22	17, Clemson, 12/15 17, at Ohio State, 11/14
41 at Ohio State, 11/14	4, at Auburn, 1/5	<b>Free Throw Attempts</b>	2, Saint Peter's, 11/22	24, at Ohio State, 11/14
.900 (18-20) at Arkansas, 2/5	.484 (15-31) vs. Vanderbilt, 2/16	<b>FT Percentage</b>	.333 (3-9), Mississippi State, 1/23	1.00 (10-10), at UConn, 2/13
54 vs. UCLA, 12/18	26 at Missouri, 2/19	<b>Rebounds</b>	24, Saint Peter's, 11/22	47, UCLA, 12/18
29 vs. Minnesota, 12/11	5 at Texas, 12/1	<b>Assists</b>	3, at Savannah St., 12/21	20, at UConn, 2/13
17 vs. Saint Peter's, 11/22	4 at Auburn, 1/5 4 vs. UCLA, 12/18	<b>Steals</b>	2, Vanderbilt, 2/16 2, at Ohio State, 11/14	14, at Duke, 12/4
11 vs. Clemson, 12/15	3 at Duke, 12/4	<b>Blocked Shots</b>	1, at LSU, 1/15 1, at Auburn, 1/5 1, at Savannah St., 12/21 1, Saint Peter's, 11/22	9, at Texas, 12/1
19 at Duke, 12/4	5 vs. Vanderbilt, 2/16	<b>Turnovers</b>	9, Tennessee, 1/30 9, Mississippi State, 1/23 9, UCLA, 12/18	24, Hampton, 11/20
22 at Florida, 1/8 22 at Ohio State, 11/14	4 vs. Saint Peter's, 11/22	<b>Fouls</b>	9, at Savannah St., 12/21	29, at Texas, 12/1 29, at Ohio State, 11/14

## 2016-17 Team High/Low - SEC Games Only

South Carolina Highs	South Carolina Lows	Category	Opponent Lows	Opponent Highs
93 vs. Alabama, 1/1	60 at Missouri, 2/19 60 vs. Auburn, 2/9	<b>Points in Game</b>	41, Auburn, 2/9	76, Tennessee, 1/30
52 (2nd) vs. Alabama, 1/1	23 (1st) at Georgia, 1/26	<b>Points in a Half</b>	15 (1st) at Georgia, 1/26	40 (2nd), at Kentucky, 2/2
31 (3rd) vs. Alabama, 1/1	10 (2nd) vs. Tennessee, 1/30 10 (2nd) vs. Georgia, 1/12	<b>Points in a Quarter</b>	5 (2nd), at Florida, 1/8	24 (4th), Tennessee, 1/30
34 vs. Alabama, 1/1	20 at Georgia, 1/26 20 vs. Mississippi State, 1/23	<b>Field Goals Made</b>	12, Vanderbilt, 2/16	29, Tennessee, 1/30
69 at Florida, 1/8	42 vs. Mississippi State, 1/23	<b>Field Goal Attempts</b>	47, Auburn, 2/9	66, Mississippi State, 1/23
.569 (29-51) at LSU, 1/15	.351 (20-57) at Georgia, 1/26	<b>FG Percentage</b>	.222 (12-53), Vanderbilt, 2/16	.492 (29-59), Tennessee, 1/30
14 at Auburn, 1/5	2 vs. Ole Miss, 1/19	<b>3-Point FG Made</b>	1, at Georgia, 1/26 1, at LSU, 1/15	7, Auburn, 2/9 7, Georgia, 1/12
28 at Auburn, 1/5	9 vs. Ole Miss, 1/19	<b>3-Point FG Attempts</b>	6, at LSU, 1/15	29, at Arkansas, 2/5
.500 (14-28) at Auburn, 1/5	.167 (3-18) at Missouri, 2/19 .167 (3-18) vs. Vanderbilt, 2/16	<b>3-Point FG Percentage</b>	.100 (1-10), at Georgia, 1/26	.467 (7-15), Georgia, 1/12
21 vs. Mississippi State, 1/23 21 at LSU, 1/15	3 at Auburn, 1/17	<b>Free Throws Made</b>	3, at Georgia, 1/26 3, Mississippi State, 1/23	23, vs. Vanderbilt, 2/16
31 vs. Vanderbilt, 2/16	4 at Auburn, 1/5	<b>Free Throw Attempts</b>	8, Auburn, 2/9 8, at Arkansas, 2/5 8, at Georgia, 1/26	28, vs. Vanderbilt, 2/16
.900 (18-20) at Arkansas, 2/5	.484 (15-31) vs. Vanderbilt, 2/16	<b>FT Percentage</b>	.333 (3-9), Mississippi State, 1/23	.875 (7-8), at Arkansas, 2/5
48 at Florida, 1/8	26 at Missouri, 2/19	<b>Rebounds</b>	27, Alabama, 1/1	42, at Florida, 1/8
20 at Auburn, 1/5	9 26 at Missouri, 2/19	<b>Assists</b>	6, at Auburn, 1/5	19, Georgia, 1/12
13 vs. Georgia, 1/12 13 at Florida, 1/8	4 at Auburn, 1/5	<b>Steals</b>	2, Vanderbilt, 2/16	8, Auburn, 2/9 8, Mississippi State, 1/23 8, at LSU, 1/15
10 vs. Alabama, 1/1 17 at Kentucky, 2/2	1 vs. Georgia, 1/12 5 vs. Vanderbilt, 2/16	<b>Blocked Shots</b>	0, at Kentucky, 2/2	5, at Georgia, 1/26
22 at Florida, 1/8	10 vs. Auburn, 2/9	<b>Turnovers</b>	9, Tennessee, 1/30 9, Mississippi State, 1/23	22, at Florida, 1/8 22, Alabama, 1/1
		<b>Fouls</b>	11, Auburn, 2/9 11, at Auburn, 1/5	28, Vanderbilt, 2/16

## 2016-17 Individual Superlatives - All Games

Category	South Carolina	Opponent
<b>Points in Game</b>	37 by Kaela Davis at Ohio State, 11/14	29 by Rebecca Greenwell, at Duke, 12/4
<b>Points in a Half</b>	22 (2nd) by Kaela Davis at Ohio State, 11/14	20 (2nd) by Sophie Cunningham, at Missouri, 2/19
<b>Points in a Quarter</b>	19 (1st) by Kaela Davis at Auburn, 1/5	12 (4th) by Makayla Epps, at Kentucky, 2/2
<b>Field Goals Made</b>	12 by A'ja Wilson at Texas, 12/1 12 by Alaina Coates vs. Hampton, 11/20	10 by Sophie Cunningham, at Missouri, 2/19 10 by Gabby Williams, at UConn, 2/13 10 by Chloe Jackson, at LSU, 1/15
<b>Field Goal Attempts</b>	21 by Kaela Davis at Ohio State, 11/14	22 by Makalya Epps, at Kentucky, 2/2
<b>FG Percentage</b>	.889 (8-9) by Alaina Coates at Kentucky, 2/2 .889 (8-9) by Alaina Coates vs. Saint Peter's, 11/22	.800 (8-10) by Mercedes Russell, Tennessee, 1/30
<b>3-Point FG Made</b>	6 by Kaela Davis vs. Minnesota, 12/11	4 Rebecca Greenwell, at Duke, 12/4
<b>3-Point FG Attempts</b>	10 by Kaela Davis vs. Minnesota, 12/11	11 by Kelsey Mitchell, at Ohio State, 11/14
<b>3-Point FG Percentage</b>	1.00 (4-4) by Kaela Davis vs. Saint Peter's, 11/22	.750 (3-4) by Dominique Dillingham, Mississippi State, 1/23 .750 (3-4) by Julie Brosseau, Maine, 11/21
<b>Free Throws Made</b>	14 by A'ja Wilson vs. Hampton, 11/20	12 by Jamie Nared, Tennessee, 1/30
<b>Free Throw Attempts</b>	16 by Kaela Davis at Ohio State, 11/14	15 by Jamie Nared, Tennessee, 1/30
<b>FT Percentage</b>	1.00 (14-14) by A'ja Wilson vs. Hampton, 11/20	1.000 (8-8) by Christa Reed, Vanderbilt, 2/16
<b>Rebounds</b>	19 by Alaina Coates at Arkansas, 2/5	22 by Monique Billings, UCLA, 12/18
<b>Assists</b>	7 by Bianca Cuevas-Moore, at Auburn, 1/5 7 by Allisha Gray, vs. Minnesota, 12/11	8 by Haley Clark, Georgia, 1/12
<b>Steals</b>	5 by A'ja Wilson vs. Vanderbilt, 2/16 5 by Allisha Gray at Savannah State, 12/21 5 by Bianca Cuevas-Moore vs. Saint Peter's, 11/22	5 by Leaonna Odom, at Duke, 12/4
<b>Blocked Shots</b>	5 by A'ja Wilson at Kentucky, 2/2	6 by Kelsey Lang, at Texas, 12/1
<b>Turnovers</b>	7 by Kaela Davis at Missouri, 2/19	6 by Lianna Doty, at Missouri, 2/19 6 by Kenyata Hendrix, at Savannah State, 12/21 6 by Lexie Brown, at Duke, 12/4 6 by Stephanie Mavunga, at Ohio State, 11/14

## 2016-17 Individual Superlatives - SEC Games Only

Category	South Carolina	Opponent
<b>Points in Game</b>	26 by A'ja Wilson vs. Mississippi State, 1/23	26 by Sophie Cunningham, at Missouri, 2/19
<b>Points in a Half</b>	21 (2nd) by Kaela Davis at Auburn, 1/5	20 (2nd) by Sophie Cunningham, at Missouri, 2/19
<b>Points in a Quarter</b>	19 (1st) by Kaela Davis at Auburn, 1/5	12 (4th) by Makayla Epps, at Kentucky, 2/2
<b>Field Goals Made</b>	10 by A'ja Wilson vs. Mississippi State, 1/23	10 by Sophie Cunningham, at Missouri, 2/19 10 by Chloe Jackson, at LSU, 1/15
<b>Field Goal Attempts</b>	18 by Kaela Davis at Auburn, 1/5	22 by Makalya Epps, at Kentucky, 2/2
<b>FG Percentage</b>	.889 (8-9) by Alaina Coates at Kentucky, 2/2	.800 (8-10) by Mercedes Russell, Tennessee, 1/30
<b>3-Point FG Made</b>	5 by Bianca Cuevas-Moore at Auburn, 1/5 5 by Kaela Davis at Auburn, 1/5	3 by Aaliyah Wilson, at Arkansas, 2/5 3 by Dominique Dillingham, Mississippi State, 1/23 3 by Mackenzie Engram, Georgia, 1/12
<b>3-Point FG Attempts</b>	9 by Kaela Davis at Auburn, 1/5	7 by Aaliyah Wilson, at Arkansas, 2/5 7 by Makenzie Cann, at Kentucky, 2/2 7 by Maci Morris, at Kentucky, 2/2 7 by Victoria Vivians, Mississippi State, 1/23
<b>3-Point FG Percentage</b>	.833 (5-6) by Bianca Cuevas-Moore at Auburn, 1/5	.750 (3-4) by Dominique Dillingham, Mississippi State, 1/23
<b>Free Throws Made</b>	9 by A'ja Wilson at Georgia, 1/26	12 by Jamie Nared, Tennessee, 1/30
<b>Free Throw Attempts</b>	14 by A'ja Wilson at Georgia, 1/26	15 by Jamie Nared, Tennessee, 1/30
<b>FT Percentage</b>	1.000 (6-6) Bianca Cuevas-Moore, at Missouri, 2/19	1.000 (8-8) by Christa Reed, Vanderbilt, 2/16
<b>Rebounds</b>	19 by Alaina Coates at Arkansas, 2/5	12 by Marqu'es Webb, Vanderbilt, 2/16
<b>Assists</b>	7 by Bianca Cuevas-Moore at Auburn, 1/5	8 by Haley Clark, Georgia, 1/12
<b>Steals</b>	5 by A'ja Wilson vs. Vanderbilt, 2/16	3 by Jamie Nared, Tennessee, 1/30 3 by Mackenzie Engram, at Georgia, 1/26 3 by Morgan William, Mississippi State, 1/23 3 by Delicia Washington, at Florida, 1/8
<b>Blocked Shots</b>	5 by A'ja Wilson at Kentucky, 2/2	3 by Caliya Robinson, at Georgia, 1/26
<b>Turnovers</b>	7 by Kaela Davis at Missouri, 2/19	6 by Lianna Doty, at Missouri, 2/19

## Gamecock Career Highs

### Araion Bradshaw

**Pts** 3, 4x, last at Georgia, 1/26/17  
**FG** 1, 5x, last at Georgia, 1/26/17  
**FGA** 4 at Savannah State, 12/21/16  
**FG %** .333 (1-3) vs. Minnesota, 12/11/16  
**3FG** 1, 4x, last at Georgia, 1/26/17  
**3FGA** 2, 3x, last at Georgia, 1/26/17  
**FT** 2 vs. Ole Miss, 1/19/17  
**FTA** 2, 3x, last vs. Vanderbilt, 2/16/17  
**FT %** 1.000 (2-2) vs. Ole Miss, 1/19/17  
**Off Reb** 1, 4x, last, at Arkansas, 2/5/17  
**Reb** 3, 2x, last at Arkansas, 2/5/17  
**Stl** 2 vs. Hampton, 11/20/16  
**Asst** 2, 2x, last vs. Alabama, 1/1/17  
**Min** 15, 2x, last at Savannah State, 12/21/16

### Doniyah Cliney

**Pts** 10 vs. Florida, 2/11/16  
**FG** 3, 3x, last vs. Minnesota, 12/11/16  
**FGA** 6 vs. Ole Miss, 1/19/17  
**FG %** .750 (3-4) vs. Kentucky, 2/4/16  
**3FG** 1, 7x, at Georgia, 1/26/17  
**3FGA** 2, 5x, last vs. Ole Miss, 1/19/17  
**FT** 4 vs. UCLA, 12/18/16  
**FTA** 6, 2x, last vs. UCLA, 12/18/16  
**FT %** 1.000 (2-2), 2x, last at Georgia, 1/26/17  
**Reb** 9 vs. Clemson, 12/15/16  
**Off Reb** 4, 2x, last at Arkansas, 2/5/17  
**Stl** 3, 2x, last at Arkansas, 2/5/17  
**Asst** 6, 2x, last at Kentucky, 2/2/17  
**Min** 30 vs. Minnesota, 12/11/16

### Alaina Coates

**Pts** 29 vs. Winthrop, 12/13/15  
**FG** 13 vs. Winthrop, 12/13/15  
**FGA** 16, 2x, last vs. Hampton, 11/20/16  
**FG %** 1.000 (7-7) vs. SC St, 12/22/13  
**FT** 11 at San Diego St., 11/23/13  
**FTA** 15 at San Diego St., 11/23/13  
**FT %** 1.000 (10-10) vs. North Carolina, 3/27/15  
**Reb** 19 at Arkansas, 2/5/17  
**Off Reb** 8 vs. Auburn, 3/4/16  
**Def Reb** 16 at Kentucky, 2/2/17  
**Blk** 10 vs. Winthrop, 12/13/15  
**Stl** 4, 2x, last vs. Louisville, 11/27/16  
**Asst** 6 at Texas A&M, 1/31/16  
**Min** 38 at Texas A&M, 1/31/16

### Bianca Cuevas-Moore

**Pts** 25 vs. Georgia, 1/12/17  
**FG** 10 vs. Georgia, 1/12/17  
**FGA** 17 vs. Georgia, 1/12/17  
**FG %** .833 (5-6) at Hampton, 12/17/14  
**3FG** 5 at Auburn, 1/5/17  
**3FGA** 7 at Duke, 12/4/16  
**3FG %** .833 (5-6) at Auburn, 1/5/17  
**FT** 9 at Ole Miss, 2/1/15  
**FTA** 11 at Ole Miss, 2/1/15  
**FT %** 1.000 (6-6), 2x, last at Missouri, 2/19/17  
**Reb** 6, 2x, last at Georgia, 1/26/17  
**Off Reb** 3 vs. Alabama, 1/29/15  
**Blk** 2, 2x, last vs. UConn, 2/8/16  
**Stl** 5, 2x, last vs. Saint Peter's, 11/22/16  
**Asst** 7 at Auburn, 1/5/17  
**Min** 36 vs. Georgia, 1/12/17

### Kaela Davis

**Pts** 37 at Ohio State, 11/14/16  
**FG** 10 at Ohio State, 11/14/16  
**FGA** 21 at Ohio State, 11/14/16  
**FG %** .714 (5-7) vs. Saint Peter's, 11/22/16  
**3FG** 6 vs. Minnesota, 12/11/16  
**3FGA** 10 vs. Minnesota, 12/11/16  
**3FG %** 1.000 (4-4) vs. Saint Peter's, 11/22/16  
**FT** 13 at Ohio State, 11/14/16  
**FTA** 16 at Ohio State, 11/14/16  
**FT %** 1.000 (4-4) at Texas, 12/1/16  
**Reb** 10 at Ohio State, 11/14/16  
**Off Reb** 3, 4x, last vs. Vanderbilt, 2/16/17  
**Stl** 3, 3x, last at Kentucky, 2/2/17  
**Asst** 5, 3x, last vs. Auburn, 2/9/17  
**Min** 36 at Ohio State, 11/14/16

### Tiffany Davis

**Pts** 11 vs. Ole Miss, 1/30/14  
**FG** 3 vs. Savannah State, 12/28/13  
**FGA** 6 vs. SC State, 12/22/13  
**FG %** 1.000 (3-3) vs. Savannah State, 12/28/13  
**3FG** 2, 3x, last vs. Ole Miss, 1/30/14  
**3FGA** 5 vs. Winthrop, 12/20/13  
**3FG %** 1.000 (2-2), 3x, last vs. Ole Miss, 1/30/14  
**FT** 4 at Tennessee, 3/2/14  
**FTA** 4 at Tennessee, 3/2/14  
**FT %** 1.000 (4-4) at Tennessee, 3/2/14  
**Reb** 6 at Arkansas, 1/2/14  
**Off Reb** 2 vs. Arkansas, 1/2/14  
**Stl** 5 vs. Elon, 11/9/12  
**Asst** 3, 4x, last vs. SC State, 12/22/13  
**Min** 30 at Arkansas, 1/2/14

### Allisha Gray

**Pts** 24 at Ohio State, 11/14/16  
**FG** 10 at Ohio State, 11/14/16  
**FGA** 18 at Ohio State, 11/14/16  
**FG %** .875 (7-8) at LSU, 1/15/17  
**3FG** 4, 2x, last at Florida, 1/8/17  
**3FGA** 10 vs. Minnesota, 12/11/16  
**3FG %** 1.000 (2-2) at LSU, 1/15/17  
**FT** 6 vs. Hampton, 11/20/16  
**FTA** 8 vs. Mississippi State, 1/23/17  
**FT %** 1.000 (5-5) at LSU, 1/15/17  
**Reb** 8, 2x, last vs. Tennessee, 1/30/17  
**Off Reb** 4 at Duke, 12/4/16  
**Blk** 3 at LSU, 1/15/17  
**Stl** 5 at Savannah State, 12/21/16  
**Asst** 7 vs. Minnesota, 12/11/16  
**Min** 38, 4x, last at UConn, 2/13/17

### Tyasha Harris

**Pts** 11 vs. Georgia, 1/12/17  
**FG** 5 at Savannah State, 12/21/16  
**FGA** 11 at UConn, 2/13/17  
**FG %** .600 (3-5), 3x, last vs. Alabama, 1/1/17  
**3FG** 3, 2x, last vs. Georgia, 1/12/17  
**3FGA** 8 at UConn, 2/13/17  
**3FG %** .750 (3-4) vs. Minnesota, 12/11/16  
**FT** 6 at Texas, 12/1/16  
**FTA** 8 at Texas, 12/1/16  
**FT %** .750 (6-8) at Texas, 12/1/16  
**Reb** 5 at Savannah State, 12/21/16  
**Stl** 4 vs. Georgia, 1/12/17  
**Asst** 6, 4x, last vs. Tennessee, 1/30/17  
**Min** 38 vs. Tennessee, 1/30/17

### Mikiah Herbert Harrigan

**Pts** 13 vs. Maine, 11/21/16  
**FG** 5, 2x, last vs. Vanderbilt, 2/16/17  
**FGA** 11 vs. Saint Peter's, 11/22/16  
**FG %** 1.000 (5-5) vs. Vanderbilt, 2/16/17  
**3FGA** 2 vs. Saint Peter's, 11/22/16  
**FT** 5 vs. Louisville, 11/27/16  
**FTA** 5, 2x, last vs. Louisville, 11/27/16  
**FT %** 1.000 (5-5) vs. Louisville, 11/27/16  
**Reb** 8 vs. Maine, 11/21/16  
**Off Reb** 4 vs. Hampton, 11/20/16  
**Def Reb** 6 vs. Maine, 11/21/16  
**Blk** 4 vs. Alabama, 1/1/17  
**Stl** 2 vs. Saint Peter's, 11/22/16  
**Asst** 2, 4x, vs. Minnesota, 12/11/16  
**Min** 25, 2x, last vs. Georgia, 1/12/17

### Victoria Patrick

**Pts** 4, 2x, last at Savannah State, 12/21/16  
**FG** 1, 7x, last at Arkansas, 2/5/17  
**FGA** 5 vs. Hampton, 11/20/16  
**3FG** 1, 7x, last at Arkansas, 2/5/17  
**3FGA** 4, 2x, last at Savannah State, 12/21/16  
**FT** 1, 3x, last vs. Alabama, 1/1/17  
**FTA** 3 at Savannah State, 12/21/16  
**Reb** 2, 4x, last vs. Vanderbilt, 2/16/17  
**Off Reb** 1, 3x, last vs. Vanderbilt, 2/16/17  
**Stl** 2 vs. Saint Peter's, 11/22/16  
**Asst** 2 at Savannah State, 12/21/16  
**Min** 15, 2x, last at Savannah State, 12/21/16

### A'ja Wilson

**Pts** 31 at Texas, 12/1/16  
**FG** 12 at Texas, 12/1/16  
**FGA** 19, 2x, last vs. Texas A&M, 1/17/16  
**FG %** .875 (7-8) vs. Maine, 11/21/16  
**FT** 14 vs. Hampton, 11/20/16  
**FTA** 15 vs. LSU, 2/12/15  
**FT %** 1.000 (14-14) vs. Hampton, 11/20/16  
**Reb** 19 at Kentucky, 3/1/15  
**Off Reb** 7 at Alabama, 2/22/16  
**Def Reb** 14 at Kentucky, 3/1/15  
**Blk** 8, 2x, last vs. Texas A&M, 1/17/16  
**Stl** 5 vs. Vanderbilt, 2/16/17  
**Asst** 5 vs. Louisville, 11/27/16  
**Min** 39 at Texas A&M, 1/31/16

## The Last Time...

### Individual

#### Scored 50 Points

**South Carolina** 51, Jocelyn Penn vs. Stetson, 1/4/03  
**Opponent** Never

#### Scored 40 Points

**South Carolina** 51, Jocelyn Penn vs. Stetson, 1/4/03  
**Opponent** 46, Cornelia Gayden, LSU, 1/14/95

#### Scored 30 Points

**South Carolina** 31, A'ja Wilson at Texas, 12/1/16  
**Opponent** 36, Kelsey Mitchell, Ohio State, 11/13/15

#### Grabbed 20 Rebounds

**South Carolina** 25, Kelsey Bone vs. Boston University, 12/28/09  
**Opponent** 22, Monique Billings, UCLA, 12/18/16

#### Grabbed 15 Rebounds

**South Carolina** 15, Alaina Coates, at UConn, 2/13/17  
**Opponent** 22, Monique Billings, UCLA, 12/18/16

#### Two Players with 20 or More Points

**South Carolina** Alaina Coates 20/A'ja Wilson 20 at Kentucky, 2/2/17  
**Opponent** Jamie Nared 27/Diamond DeShields 21, Tennessee, 1/30/17

#### Two Players with 10 or More Rebounds

**South Carolina** Alaina Coates 13 / A'ja Wilson 11 at Georgia, 1/26/17  
**Opponent** Breanna Stewart 10/Gabby Williams 10, UConn, 2/8/16

#### Had 10 Assists

**South Carolina** 10, Tina Roy vs. Savannah State, 12/14/14  
**Opponent** 11, Marneshia Richard, Mississippi State, 1/21/07

#### Had Five Steals

**South Carolina** 5, A'ja Wilson vs. Vanderbilt, 2/16/17  
**Opponent** 5, Leaonna Odom, at Duke, 12/4/16

#### Had Five Blocked Shots

**South Carolina** 5, A'ja Wilson at Kentucky, 2/2/17  
**Opponent** 6, Kelsey Lang, at Texas, 12/1/16

#### Had a Double-Double

**South Carolina** Alaina Coates (10 pts/15 rebs) at UConn, 2/13/17  
**Opponent** Cierra Porter (10 pts/10 rebs) at Missouri, 2/19/17

#### Two Players had a Double-Double

**South Carolina** Alaina Coates (14 pts/13 rebs)/A'ja Wilson (23 pts/13 rebs) at Florida, 1/8/17  
**Opponent** Sheila Boykin (12 pts/12 rebs)/Danielle Ballard (16 pts/12 rebs), LSU, 2/12/15

#### Three Players had a Double-Double

**South Carolina** Ashley Bruner (16 pts/12 rebs)/Aleighsa Welch (16 pts/ 11 rebs)/Elem Ibiom (12 pts/10 rebs) vs. Kansas, 3/25/13  
**Opponent** Merlakia Jones (26 pts/10 rebs)/Takilya Davis (19 pts/13 rebs)/DeLisha Milton (14 pts/15 rebs), at Florida, 2/20/94

#### Had a Triple-Double

**South Carolina** Alaina Coates (29 pts/16 rebs/10 blks) vs. Winthrop, 12/13/15  
**Opponent** Never

### Team

#### Scored 100 Points

**South Carolina** 102 at Alabama, 1/8/15  
**Opponent** 103, Clemson, 11/21/03

#### Won by 30 or More Points

**South Carolina** 82-51 (31) vs. Vanderbilt, 2/16/17  
**Opponent** 66-34 (32), Georgia, 3/4/11

#### Shot 65% or Better from the Field

**South Carolina** .652 (45-69) vs. East Tennessee State, 12/19/00  
**Opponent** Never

#### Shot 60% or Better from the Field

**South Carolina** .612 (30-49) vs. Florida State, 3/29/15  
**Opponent** .604 (29-48), Vanderbilt, 1/18/01

#### Shot 50% or Better from the Field

**South Carolina** .568 (25-44) vs. Auburn, 2/9/17  
**Opponent** .500 (30-60) at Duke, 12/4/16

#### No Players in Double-Figure Points

**South Carolina** at Auburn, 1/19/12  
**Opponent** Arkansas, 1/3/16

#### Five Players in Double-Figure Points

**South Carolina** vs. Vanderbilt, 2/16/17  
**Opponent** Arkansas, 2/14/10

#### More Than Five Players in Double-Figure Points

**South Carolina** 6 vs. Syracuse, 3/22/15  
**Opponent** 6 at Georgia, 2/13/03

#### Faced AP Top-25 Opponent

**Win** 66-57 vs. No. 9 UCLA, 12/18/16  
**Loss** 72-80 vs. No. 14 Syracuse, 3/25/16

#### Faced AP Top-10 Opponent

**Win** 66-57 vs. No. 9 UCLA, 12/18/16  
**Loss** 87-62 at No. 2 UConn, 2/9/15

#### Faced AP Top-5 Opponent

**Win** 64-61 vs. No. 4 Mississippi State, 1/23/17  
**Loss** 87-62 at No. 2 UConn, 2/9/15

#### Faced AP No. 1 Team

**Win** Never  
**Loss** 55-66 at No. 1 UConn, 2/13/17

#### Overtime Game

**Win** 58-55 vs. Drexel, 11/28/12  
**Loss** 65-57 at Texas A&M, 1/16/14

#### Double-Overtime Game

**Win** 92-91 at Florida State, 2/4/91  
**Loss** 92-94 at Clemson, 11/19/09

#### South Carolina Was Ranked (AP Poll)

**No. 1** 2/9/15  
**Top 5** No. 4, 1/30/17  
**Top 10** No. 7, 2/20/17  
**Top 25** No. 13, 12/30/13

# South Carolina Single-Quarter Records

*Italics indicates set in 2016-17*

## TEAM

### Scoring

Most	Points
1. vs. Saint Peter's, 11/22/16, 1st qtr.	37
2. vs. Arkansas, 1/3/16, 2nd qtr.	35
3. vs. Minnesota, 12/11/16, 2nd qtr.	33
4. vs. Hampton, 11/20/16, 2nd qtr.	32
5. vs. Kentucky, 3/5/16, 4th qtr.	30
vs. Ohio State, 11/13/15, 1st qtr.	30

Fewest	Points
1. at Mississippi State, 1/24/16, 1st qtr.	7
2. vs. Saint Peter's, 11/22/16, 4th qtr.	8
vs. UConn, 2/8/16, 3rd qtr.	8
vs. UConn, 2/8/16, 1st qtr.	8
at Texas A&M, 1/31/16, 2nd qtr.	8
at Tennessee, 2/15/16, 1st qtr.	8
at Kentucky, 1/14/16, 1st qtr.	8

Fewest Allowed	Points
1. vs. Saint Peter's, 11/22/16, 4th qtr.	4
vs. Hampton, 11/20/16, 4th qtr.	4
vs. Georgia, 2/18/16, 2nd qtr.	4
4. vs. Maine, 11/21/16, 1st qtr.	5
vs. Auburn, 3/4/16, 2nd qtr.	5
at Ole Miss, 2/25/16, 2nd qtr.	5
at Auburn, 1/21/16, 2nd qtr.	5
vs. Missouri, 1/10/16, 1st qtr.	5

Most Allowed	Points
1. vs. Syracuse, 3/25/16, 4th qtr.	30
2. vs. Ohio State, 11/13/15, 1st qtr.	26
3. vs. Tennessee, 1/30/17, 4th qtr.	24
vs. Georgia, 2/18/16, 4th qtr.	24
vs. Missouri, 1/10/16, 4th qtr.	24

### Margin of Difference

Lead	Score	Margin
1. vs. Arkansas, 1/3/16, 2nd qtr.	35-9	+26
2. vs. Saint Peter's, 11/22/16, 1st qtr.	37-12	+25
3. at Auburn, 1/5/17, 1st qtr.	29-6	+23
4. vs. Arkansas, 1/3/16, 3rd qtr.	29-7	+22
5. vs. Winthrop, 12/13/15, 1st qtr.	26-7	+19
at Clemson, 11/18/15, 3rd qtr.	27-8	+19

Deficit	Score	Margin
1. vs. Syracuse, 3/25/16, 4th qtr.	16-30	-14
2. vs. UConn, 2/8/16, 3rd qtr.	8-19	-11
at Texas A&M, 1/31/16, 2nd qtr.	8-19	-11
4. vs. Georgia, 1/12/17, 2nd qtr.	10-20	-10
5. vs. Tennessee, 1/30/17, 2nd qtr.	10-19	-9
vs. UConn, 2/8/16, 1st qtr.	8-17	-9

### Field Goals

Made	FGM
1. vs. Saint Peter's, 11/22/16, 1st qtr.	15
2. vs. Arkansas, 1/3/16, 2nd qtr.	14
3. vs. Minnesota, 12/11/16, 3rd qtr.	12
vs. Minnesota, 12/11/16, 2nd qtr.	12
vs. Ohio State, 11/13/15, 4th qtr.	12
vs. UNCG, 11/15/15, 3rd qtr.	12

Attempts	FGA
1. at Auburn, 1/5/17, 1st qtr.	22
2. vs. Vanderbilt, 2/16/17, 1st qtr.	21
vs. Tennessee, 1/30/17, 1st	21
vs. Minnesota, 12/11/16, 1st qtr.	21
vs. Saint Peter's, 11/22/16, 1st qtr.	21
vs. Kentucky, 3/5/16, 1st qtr.	21
vs. Ole Miss, 1/28/16, 1st qtr.	21
vs. Ohio State, 11/13/15, 4th qtr.	21

Highest Percentage	FGM-A	Pct
1. vs. Kentucky, 3/5/16, 4th qtr.	11-13	.846
2. vs. Hampton, 12/16/15, 3rd qtr.	8-10	.800
3. vs. LSU, 2/28/16, 2nd qtr.	7-9	.778
4. at Clemson, 11/18/15, 3rd qtr.	9-12	.750
5. vs. Arkansas, 1/3/16, 2nd qtr.	14-19	.737

Lowest Percentage	FGM-A	Pct
1. vs. Georgia, 1/12/17, 2nd qtr.	1-12	.083
2. vs. UCLA, 12/18/16, 1st qtr.	2-15	.133
3. vs. UConn, 2/8/16, 3rd qtr.	3-17	.176
4. vs. Georgia, 2/18/16, 1st qtr.	2-11	.182
at Mississippi State, 1/24/16, 1st qtr.	2-11	.182

Lowest %age Allowed	FGM-A	Pct
1. vs. Vanderbilt, 2/16/17, 4th qtr.	1-16	.063
2. at Florida, 1/8/17, 2nd qtr.	1-14	.071
3. at Auburn, 1/5/17, 4th qtr.	1-12	.083
4. at Ole Miss, 2/25/16, 2nd qtr.	2-18	.111
vs. Missouri, 1/0/16, 1st qtr.	2-18	.111

Highest %age Allowed	FGM-A	Pct
1. at LSU, 1/15/17, 2nd qtr.	9-12	.750
2. vs. Tennessee, 1/30/17, 4th qtr.	9-13	.692
vs. Mississippi St., 1/23/17, 2nd qtr.	9-13	.692
4. at Vanderbilt, 1/7/16, 2nd qtr.	8-13	.615
5. vs. Georgia, 1/12/17, 4th qtr.	9-15	.600
vs. Elon, 12/22/15, 3rd qtr.	6-10	.600
vs. Ole Miss, 1/28/16, 4th qtr.	9-15	.600

### Rebounding

Total	Rebs
1. at Ohio state, 11/14/16, 1st qtr.	20
2. vs. Clemson, 12/15/16, 2nd qtr.	18
vs. Kansas State, 3/20/16, 3rd qtr.	18
at Alabama, 2/22/16, 4th qtr.	18
5. at Florida, 1/18/17, 2nd qtr.	17
vs. Clemson, 12/15/16, 4th qtr.	17
vs. Louisville, 11/27/16, 3rd qtr.	17
vs. Hampton, 11/20/16, 4th qtr.	17
vs. Ohio State, 11/13/15, 3rd qtr.	17

Margin	Rebs Margin	
1. at Alabama, 2/22/16, 4th qtr.	18-3	+15
2. vs. Clemson, 12/15/16, 2nd qtr.	18-4	+14
3. vs. Saint Peter's, 11/22/16, 1st qtr.	16-3	+13
vs. Hampton, 12/16/15, 4th qtr.	15-2	+13
5. at Ohio State, 11/14/16, 1st qtr.	20-9	+11
vs. Kansas State, 3/20/16, 3rd qtr.	18-7	+11
vs. Hampton, 12/16/15, 2nd qtr.	16-5	+11

## INDIVIDUAL

### Scoring

Most	Points
1. Kaela Davis at Auburn, 1/5/17, 1st qtr.	19
2. Tina Roy vs. Arkansas, 1/3/16, 3rd qtr.	15
3. Kaela Davis vs. Minnesota, 12/11/16, 2nd qtr.	14
Tina Roy vs. Syracuse, 3/25/16, 2nd qtr.	14
5. Allisha Gray vs. Mississippi St., 1/23/17, 3rd qtr.	12
Alaina Coates vs. Hampton, 11/20/16, 2nd qtr.	12
Alaina Coates vs. Kentucky, 2/4/16, 4th qtr.	12
A'ja Wilson, vs. Duke, 12/6/15, 3rd qtr.	12
A'ja Wilson vs. Ohio State, 11/13/15, 4th qtr.	12

### Rebounding

Most	Rebs
1. Alaina Coates at Arkansas, 2/5/17, 1st qtr.	9
Alaina Coates at Georgia, 1/26/17, 2nd qtr.	9
3. Alaina Coates vs. Georgia, 1/12/17, 1st qtr.	8
A'ja Wilson at Florida, 1/8/17, 2nd qtr.	8
A'ja Wilson vs. UCLA, 12/18/16, 4th qtr.	8
Alaina Coates vs. Louisville, 11/27/16, 3rd qtr.	8
Alaina Coates vs. Hampton, 11/20/16, 3rd qtr.	8
Alaina Coates vs. Ole Miss, 1/28/16, 2nd qtr.	8



# Staley Era Team Records

*Italics indicates set in 2016-17*

## Scoring

Most	Points
1. vs. Savannah State, 12/14/14	111
2. at Alabama, 1/8/15	102
3. vs. Clemson, 11/20/14	99
vs. Ole Miss, 1/30/14	99
vs. Charleston Southern, 11/9/13	99

Fewest	Points
1. at Stanford, 11/26/10	32
2. vs. Georgia, 3/4/11	34
3. vs. Mississippi State, 3/5/09	39
4. at Georgia, 1/13/13	40
5. at Mississippi State, 2/26/09	41

Fewest Allowed	Points
1. vs. South Carolina State, 12/14/11	21
2. vs. Presbyterian, 11/27/11	24
3. vs. NC Central, 12/1/14	26
vs. SC State, 12/22/13	26
5. vs. NC Central, 12/2/13	27

Most Allowed	Points
1. at Clemson, 11/19/09	94
2. vs. North Carolina, 12/20/09	93
3. at Connecticut, 2/9/15	87
4. vs. Xavier, 11/12/10	84
5. at Tennessee, 2/17/11	82
at Florida, 2/22/09	82

## Margin of Outcome

Victory	Score	Margin
1. vs. Charleston Southern, 11/8/13	99-29	+70
2. vs. NC Central, 12/1/14	90-26	+64
3. vs. Savannah State, 12/14/14	111-49	+62
4. vs. Clemson, 11/20/14	99-41	+58
5. vs. <i>Saint Peter's</i> , 11/22/16	93-38	+55

Defeat	Score	Margin
1. at Stanford, 11/26/10	32-70	-38
2. vs. Georgia, 3/4/11	34-66	-32
3. vs. Stanford, 12/19/08	47-78	-31
4. at Penn State, 11/21/10	48-78	-30
5. vs. Connecticut, 12/28/08	48-77	-29

## Field Goals

Made	FGM
1. vs. Charleston Southern, 11/8/13	39
2. vs. <i>Minnesota</i> , 12/11/16	38
vs. Savannah State, 12/14/14	38
vs. Clemson, 11/20/14	38
5. vs. <i>Saint Peter's</i> , 11/22/16	37
vs. Kentucky, 3/5/16	37
at Alabama, 1/8/15	37
vs. Central Michigan, 12/20/14	37

Attempts	FGA
1. vs. Penn State, 11/20/11	76
2. at Clemson, 11/19/09	74
3. vs. Tennessee, 1/20/11	73
4. vs. <i>Minnesota</i> , 12/11/16	72
vs. Central Michigan, 12/20/14	72
vs. Clemson, 11/20/14	72
vs. Kansas, 3/25/13	72

Highest Percentage (Min. 40 FGA)	FGM-A	Pct
1. vs. Savannah State, 3/20/15	34-53	.642
2. at Alabama, 1/8/15	37-58	.638
3. vs. Florida State, 3/29/15	30-49	.612
4. vs. Charleston Southern, 11/14/13	39-64	.609
5. vs. Ole Miss, 1/30/14	31-51	.608

Lowest Percentage (Min. 40 FGA)	FGM-A	Pct
1. at Stanford, 11/26/10	12-55	.218
2. vs. Georgia, 3/4/11	12-52	.231
3. at Florida, 1/20/13	15-64	.234
4. at Kentucky, 2/5/09	13-55	.236
5. at Georgia, 1/2/11	13-54	.241

Lowest %age Allowed (Min. 40 FGA)	FGM-A	Pct
1. vs. South Carolina State, 12/14/11	6-48	.125
2. vs. NC Central, 12/2/13	8-50	.160
3. vs. Charleston Southern, 11/8/13	10-54	.185
4. vs. Arkansas, 3/6/15	11-57	.193
vs. Hampton, 11/22/12	11-57	.193

Highest %age Allowed (Min. 40 FGA)	FGM-A	Pct
1. vs. Connecticut, 12/28/08	35-62	.565
vs. Florida, 1/9/11	26-46	.565
3. vs. Xavier, 11/12/10	34-61	.557
4. at Connecticut, 2/9/15	31-56	.554
5. at Kentucky, 1/13/11	30-55	.545

## 3-Point Field Goals

Made	3FGM
1. vs. <i>Minnesota</i> , 12/11/16	16
2. at <i>Auburn</i> , 1/5/17	14
3. vs. Kentucky, 3/5/16	12
4. vs. Arkansas, 1/3/16	11
at Alabama, 1/8/15	11

Attempts	3FGA
1. vs. <i>Minnesota</i> , 12/11/16	33
2. vs. Syracuse, 3/25/16	32
3. vs. Penn State, 11/20/11	29
4. at <i>Auburn</i> , 1/5/17	28
vs. College of Charleston, 11/14/13	28
vs. North Carolina, 12/19/10	28

Percentage (Min. 5 3FGA)	3FGM-A	Pct
1. vs. Oregon State, 3/25/14	4-6	.667
vs. Ole Miss, 1/30/14	4-6	.667
vs. Savannah State, 12/28/13	4-6	.667
vs. Western Carolina, 12/29/12	6-9	.667
at Alabama, 1/10/10	8-12	.667
vs. Charlotte, 12/21/08	8-12	.667

## Free Throws

Made	FTM
1. vs. Savannah State, 12/14/14	34
vs. Oregon State, 3/25/14	34
3. vs. Missouri, 1/10/16	32
vs. Ole Miss, 1/30/14	32
at Mississippi State, 1/6/12	32

Attempts	FTA
1. at Mississippi State, 1/6/13	50
2. vs. Savannah State, 12/28/13	48
3. vs. Savannah State, 12/14/14	47
4. vs. Missouri, 2/2/14	46
5. vs. Seton Hall, 11/17/13	44
vs. South Carolina State, 12/21/12	44

Percentage (Min. 10 FTA)	FTM-A	Pct
1. vs. Alabama, 1/19/14	10-11	.909
2. at <i>Arkansas</i> , 2/5/17	18-20	.900
3. vs. Auburn, 1/2/09	23-26	.885
4. at UCLA, 11/22/15	14-16	.875
vs. San Diego State, 11/28/09	14-16	.875

## Rebounding

Total	Rebs
1. vs. College of Charleston, 11/14/13	62
2. at Florida, 1/20/13	59
3. at Alabama, 2/22/16	58
4. vs. Hampton, 11/22/12	57
5. vs. Savannah State, 12/14/14	56

Margin	Rebs	Margin
1. vs. Savannah State, 12/14/14	56-21	+35
2. vs. Hampton, 12/16/15	52-19	+33
3. at Alabama, 2/7/13	53-24	+29
4. at Alabama, 2/22/16	58-31	+28
vs. Hampton, 12/17/14	48-21	+27

Offensive	Off. Rebs
1. vs. Elon, 11/9/12	29
2. vs. College of Charleston, 11/23/11	27
3. vs. Kansas, 3/25/13	26
at Florida, 1/20/13	26
5. vs. Savannah State, 11/15/12	25
vs. Penn State, 11/20/11	25
at Penn State, 11/21/10	25

## Turnovers

Fewest	TOs
1. at Tennessee, 2/2/12	4
2. vs. <i>Vanderbilt</i> , 2/16/17	5
vs. CSU Bakersfield, 11/28/15	5
at Clemson, 11/18/15	5
vs. Syracuse, 11/28/14	5
vs. Tennessee, 2/23/15	5
at Missouri, 2/28/13	5
vs. Georgia, 3/2/12	5
vs. Ole Miss, 3/3/11	5

Most	TOs
1. at Wake Forest, 12/3/08	32
2. at Ole Miss, 2/25/16	29
vs. Hampton, 11/22/12	29
vs. Kentucky, 1/15/12	29
4. at Kentucky, 1/13/11	28

## Assists

1. vs. <i>Minnesota</i> , 12/11/16	29
2. vs. NC Central, 12/1/14	26
3. vs. Winthrop, 12/13/15	25
vs. UNCG, 11/15/15	25
vs. San Diego State, 11/23/14	25
vs. Clemson, 11/20/14	25
vs. Alabama, 1/19/14	25
vs. Charleston Southern, 11/8/13	25

## Steals

1. vs. NC Central, 12/1/14	21
vs. Furman, 12/11/11	21
3. vs. San Diego State, 11/23/14	18
4. vs. <i>Saint Peter's</i> , 11/22/16	17
vs. Charleston Southern, 11/8/13	17

## Blocked Shots

1. vs. Winthrop, 12/13/15	16
2. vs. Arkansas, 3/6/15	15
3. at Mississippi State, 2/6/14	14
vs. Kentucky, 1/9/14	14
5. at Kentucky, 3/1/15	12
vs. Charleston Southern, 11/8/13	12



# Dawn Staley

## Head Coach

### 9th Season at South Carolina

### Virginia, 1992

When three-time Olympic gold medalist Dawn Staley took the reins of the University of South Carolina women's basketball program on May 10, 2008, the Gamecocks' stature immediately rose not just in the Southeastern Conference but on the national stage as well. Building on a foundation of hard work, defensive effort and a "team first" mentality, South Carolina began to realize those expectations in 2011-12, and the program has continued to thrive as one of seven in the nation to be ranked in every Associated Press Top 25 poll since the start of the 2013-14 season. The Gamecocks boast five straight 25-win seasons, which include three SEC regular-season championships (2014, 2015, 2016), two SEC Tournament titles (2015, 2016), an NCAA Final Four appearance (2015) and three other Sweet 16 seasons (2012, 2014, 2016), the program's first ever No. 1 national ranking and a school-record 34 wins in 2014-15. Staley's success has united every demographic in the state of South Carolina as the Gamecocks' fan base tripled over a span of three seasons, and twice led the nation in home attendance (2014-15, 2015-16).

While her coaching career is blossoming, Staley is still recognized for her body of work as a one of the most decorated participants in United States women's basketball history. The Naismith Memorial Basketball Hall of Fame solidified her legacy with her enshrinement as part of the Class of 2013. The Phoenix Club of Philadelphia established the Dawn Staley Award recognizing the nation's top guard in women's Division I basketball in 2013 as well. Staley was inducted into the Women's Basketball Hall of Fame as part of the Class of 2012 and was one of the final nominees for induction to the U.S. Olympic Hall of Fame the same year. In the summer of 2011, the WNBA recognized her as one of the league's "Top 15," honoring the most influential players in the league's history.

Now in her 17th season as a head coach, Staley has amassed a 382-160 (.705) record, including her 210-80 (.724) slate in her ninth season at South Carolina. She has led her teams to seven 25-win seasons, a total of 13 postseason appearances (two WNIT) and 67 weeks in the Associated Press top 10, including 12 in the No. 1 spot. Also a force in USA Basketball, she has been the head coach of three gold medal teams – 2015 FIBA U19 World Championships, 2014 FIBA U18 Americas Championship, 2007 Pan Am Games – and served as an assistant on the Senior National Team 2006-08 and again from 2014 to present, helping the team to gold medals in the 2014 FIBA World Championship and the 2008 and 2016 Olympic Games.

In her ninth season at the helm of the Gamecocks, Staley has been named National Coach of the Year (2014, *Basketball Times*), a Naismith National Coach of the Year Finalist (2014, 2015, 2016), SEC Coach of the Year (2014, *Coaches and AP*; 2015, *Coaches*; 2016, *Coaches and AP*) and BCA Female Coach of the Year (2012). She became the fastest coach to 200 wins in program history, needing just 277 games at South Carolina to reach the plateau.

Under Staley's leadership, four Gamecocks have collected eight All-America selections, two have picked up three SEC Player of the Year honors, two have earned SEC Defensive Player of the Year recognition, one has been the SEC 6th Player of the Year and three were named SEC Freshman of the Year. She has coached 10 Gamecocks who earned All-SEC honors a combined 19 times, including nine first-team selections, and two Gamecocks have been selected in the WNBA Draft in the last two seasons, including 2016 selection Tiffany Mitchell who became the third first-round selection for South Carolina and went on to earn WNBA All-Rookie Team honors.

### Coaching Highlights

#### College

- 11 NCAA Tournament Appearances (5 at South Carolina)
- 12 20-Win Seasons (6 at South Carolina)
- 4 Regular-Season Conference Titles (SEC 2014, 2015, 2016; A-10 2008)
- 6 Conference Tournament Titles (SEC 2015, 2016; A-10 2002, 2004, 2005, 2006)
- 3-time Naismith National Coach of the Year Finalist (2014, 2015, 2016)
- *Basketball Times* National Coach of the Year (2014)
- 4-time WBCA Region Coach of the Year (Region 3 2014, 2015, 2016; Region 1 2005)
- Five-time Conference Coach of the Year (SEC 2014, 2015, 2016; A-10 2004, 2005)

#### USA Basketball

- Senior National Team Asst. Coach (2006-08, 2014-16) – Rio Olympics gold medal (2016), FIBA World Championship gold medal (2014), Beijing Olympics gold medal (2008), FIBA Americas Championship gold medal (2007), FIBA World Championship bronze medal (2006)
- U19 National Team Head Coach – FIBA U19 World Championship gold medal (2015)
- U18 National Team Head Coach – FIBA U18 Americas Championship gold medal (2014)
- Pan Am Games Head Coach – Gold medal (2007)

### Playing Highlights

#### U.S. Professional – 11 seasons

- Five-time WNBA All-Star (2001, 2002, 2003, 2005, 2006)
- Two-time ABL All-Star (1997, 1998)
- WNBA All-Decade Team

#### USA Basketball

- Olympic gold medalist (1996, 2000, 2004)
- Flag bearer for U.S. in Olympic Games Opening Ceremony (2004)
- Two-time USA Basketball Female Athlete of the Year (1994, 2004)

#### College – Virginia (1989-92)

- Kodak All-America (1990, 1991, 1992)
- Honda-Broderick Cup Award for Collegiate Female Athlete of the Year (1991)
- Two-time ACC Player of the Year (1991, 1992)
- NCAA Tournament MOP (1991)

### Other Notables

- Naismith Memorial Basketball Hall of Fame, Class of 2013
- Order of the Palmetto Recipient (2013)
- Women's Basketball Hall of Fame, Class of 2012

### Year-by-Year Coaching Record

Year	School	Record	Conf. Rec.	Conf. Finish	Postseason
2000-01	Temple	19-11	11-5	2nd East	WNIT
2001-02	Temple	20-11	12-4	2nd East	A-10 Tourn. Champ./NCAA 1st Round
2002-03	Temple	14-15	9-7	2nd East	
2003-04	Temple	21-10	14-2	1st East	A-10 Tourn. Champ./NCAA 1st Round
2004-05	Temple	28-4	16-0	1st East*	A-10 Tourn. Champ./NCAA 2nd Round
2005-06	Temple	24-8	12-4	3rd	A-10 Tourn. Champ./NCAA 1st Round
2006-07	Temple	25-8	13-1	2nd	NCAA 2nd Round
2007-08	Temple	21-13	12-2	T-1st	NCAA 1st Round
2008-09	South Carolina	10-18	2-12	11th	
2009-10	South Carolina	14-15	7-9	T-7th	
2010-11	South Carolina	18-15	8-8	T-5th	WNIT 2nd Round
2011-12	South Carolina	25-10	10-6	T-4th	NCAA Sweet 16
2012-13	South Carolina	25-8	11-5	T-4th	NCAA 2nd Round
2013-14	South Carolina	29-5	14-2	1st	NCAA Sweet 16
2014-15	South Carolina	34-3	15-1	T-1st	SEC Tourn. Champ./NCAA Final Four
2015-16	South Carolina	33-2	16-0	1st	SEC Tourn. Champ./NCAA Sweet 16
2016-17	South Carolina	22-4	12-2		
<b>Career</b>	<b>17th season</b>	<b>382-160</b>	<b>194-70</b>		
<b>At SC</b>	<b>9th season</b>	<b>210-80</b>	<b>95-45</b>		



# ARAION BRADSHAW

# #12

**5-6 • Fr. • G • Boston, Mass. • Tabor Academy**  
**Major: Civil Engineering**

### This Season's Highlights

- Played in 18 games, including 10 SEC contests
- Grabbed career-high three rebounds at Arkansas (Feb. 5), all in six fourth-quarter minutes
- Started the second half at Georgia (Jan. 26), connecting on a 3-pointer to open the Gamecocks' scoring in the third quarter and stretch the lead to nine
- Matched her season high with 15 minutes at Savannah State (Dec. 21)

### Prior to South Carolina

- Ranked as the No. 32 recruit overall and No. 10 guard in the Class of 2016
- Helped high school to back-to-back finals in the NEPSAC Class A Tournament
- Earned NEPSAC Class A East All-Star honors as a senior

### Career Highs

**Pts** ..... 3, 4x, last at Georgia, 1/26/17  
**Rebs** ..... 3, 2x, last at Arkansas, 2/5/17  
**3FGs** ..... 1, 3x, last at Georgia, 1/26/17  
**Stls** ..... 2 vs. Hampton, 11/20/16  
**Assts** ..... 2, 2x, last vs. Alabama, 1/1/17  
**Min.** 15, 2x, last at Savannah St., 12/21/16

### SEC Career Highs

**Pts** ..... 3, 2x, last at Georgia, 1/26/17  
**Rebs** ..... 3, 2x, last at Arkansas, 2/5/17  
**3FGs** ..... 1, 2x, last at Georgia, 1/26/17  
**Stls** ..... 1 vs. Ole Miss, 1/19/17  
**Assts** ..... 2 vs. Alabama, 1/1/17  
**Min.** ..... 10 vs. Auburn, 2/9/17

### 2016-17 Game-by-Game Stats

Opponent	Date	GS	MIN	FG-A	3FG-A	FTA	Reb	A	TO	B	S	TP
at Ohio State	11/14	1	0-0	0-0	0-0	0	0	0	0	0	0	0
Hampton	11/20	10	0-0	0-0	0-0	1	1	0	0	2	0	0
Maine	11/21	9	0-1	0-0	0-0	0	1	1	0	0	0	0
Saint Peter's	11/22	15	1-1	1-1	0-0	0	1	1	0	0	3	0
vs. Louisville	11/27	4	0-1	0-0	0-0	0	0	0	0	0	0	0
at Texas	12/1											
at Duke	12/4											
Minnesota	12/11	12	1-3	1-2	0-0	2	2	2	0	1	3	0
Clemson	12/15	9	0-0	0-0	0-0	1	1	0	0	0	0	0
UCLA	12/18											
at Sav. State	12/21	15	1-4	0-2	0-0	1	1	0	0	1	2	0
Alabama	1/1	6	0-2	0-1	1-2	3	2	1	0	0	1	0
at Auburn	1/5											
at Florida	1/8	3	0-0	0-0	0-0	0	0	0	0	0	0	0
Georgia	1/12											
at LSU	1/15	4	1-1	1-1	0-0	1	0	2	0	0	3	0
Ole Miss	1/19	2	0-0	0-0	2-2	0	0	0	0	1	2	0
Miss. State	1/23											
at Georgia	1/26	7	1-2	1-2	0-0	0	1	0	0	0	3	0
Tennessee	1/30	2	0-0	0-0	0-0	0	0	0	0	0	0	0
at Kentucky	2/2	3	0-0	0-0	0-0	0	0	1	0	0	0	0
at Arkansas	2/5	7	0-2	0-0	0-0	3	1	1	0	0	0	0
Auburn	2/9	10	0-2	0-1	0-0	1	0	0	0	0	0	0
at UConn	2/13											
Vanderbilt	2/16	6	0-0	0-0	1-2	0	1	0	0	0	1	0
at Missouri	2/19											

### Career Stats at South Carolina

Year	GP	GS	Min	Avg	FG	FGA	Pct	3FG	FGA	Pct	FT	FTA	Pct	Off	Def	Tot	Avg	PF	FO	A	TO	Blk	Stl	Pts	Avg
2016-17	18	0	125	6.9	5	19	.263	4	10	.400	4	6	.667	4	9	13	0.7	14	0	12	9	0	5	18	1.0



# DONIYAH CLINEY

# #4

**6-0 • So. • G • Newark, N.J. • Shabazz**  
**Major: Sociology**

### This Season's Highlights

- Played in every game with one start
- Led team in rebounding twice – Saint Peter's, at Savannah St.
- Active on offensive glass at Arkansas (Feb. 5), grabbing four of her five on the offensive end – second-most on the team
- Facilitated the offense at #25/- Kentucky (Feb. 2) with a game-high six assists, the first of which led to a layup that sparked game-changing 22-4 run to close the first half
- Hit a 3-pointer to give Gamecocks first lead at Georgia (Jan. 26) and closed game with four of last five points
- Picked up two of her three steals in final minute of the first quarter at LSU (Jan. 15) to help Gamecocks to nine-point lead
- Dished out three of her career-best six assists at Auburn (Jan. 5) in the fourth quarter
- Slowed down #9/9 UCLA's backcourt attack (Dec. 18) and netted the final four points of the second quarter to even the score and give the Gamecocks momentum heading into halftime
- Made an impact on the glass against Clemson (Dec. 15), grabbing a career-best nine boards, including three offensive ... netted a season-high seven points and came up with a steal and layup in transition to cap a pivotal 12-2 Gamecock run in the third quarter that put Carolina in control
- Was solid defensively in 20 minutes off the bench against #4/4 Louisville (Nov. 27)
- Tied for team lead in rebounds with eight against Saint Peter's (Nov. 22)

### Career Summary

- Posted first career double-digit scoring game in first career start against #16/19 Florida (Feb. 11)
- Made her South Carolina debut at Vanderbilt (Jan. 7) after missing early season with hand injury

### Miscellaneous

	Season	Career
<b>10+ Points</b>	0	1
<b>Tm-High Rebs</b>	2	2
<b>Tm-High Assists</b>	2	2

### Career Highs

<b>Pts</b> .....	10 vs. Florida, 2/11/16
<b>Rebs</b> .....	9 vs. Clemson, 12/15/16
<b>3FGs</b> .....	1, 9x, last at Missouri, 2/19/17
<b>Stls</b> .....	3, 3x, last at Arkansas, 2/5/17
<b>Assts</b> .....	6, 2x, last at Kentucky, 2/2/17
<b>Min</b> .....	30 vs. Minnesota, 12/11/16

### SEC Career Highs

<b>Pts</b> .....	10 vs. Florida, 2/11/16
<b>Rebs</b> .....	5, 3x, last vs. Vanderbilt, 2/16/17
<b>3FGs</b> .....	1, 7x, last at Missouri, 2/19/17
<b>Stls</b> .....	3, 3x, last at Arkansas, 2/5/17
<b>Assts</b> .....	6, 2x, last at Kentucky, 2/2/17
<b>Min</b> .....	26 vs. Kentucky, 2/4/16

### Season Highs

<b>Pts</b> .....	7, 2x, last at Georgia, 1/26
<b>Rebs</b> .....	9 vs. Clemson, 12/15
<b>3FGs</b> .....	1, 5x, last at Missouri, 2/19
<b>Stls</b> .....	3, 2x, last at Arkansas, 2/5
<b>Assts</b> .....	6, 2x, last at Kentucky, 2/2
<b>Min</b> .....	30 vs. Minnesota, 12/11

### 2016-17 Game-by-Game Stats

Opponent	Date	GS	MIN	FG-A	3FG-A	FTA	Reb	A	TO	B	S	TP
at Ohio State	11/14	13	0-2	0-0	0-0	1	0	0	0	0	0	0
Hampton	11/20	17	1-2	0-0	0-0	1	0	2	0	2	2	2
Maine	11/21	22	1-2	0-1	2-2	4	4	1	0	2	4	4
Saint Peter's	11/22	20	1-2	1-1	0-0	8	1	1	0	2	3	3
vs. Louisville	11/27	20	0-1	0-1	3-6	4	0	3	0	0	3	3
at Texas	12/1	4	0-0	0-0	0-0	0	0	0	0	0	0	0
at Duke	12/4	2	0-0	0-0	0-0	0	0	1	0	0	0	0
Minnesota	12/11	30	3-5	0-1	0-0	8	3	0	1	0	6	6
Clemson	12/15	19	2-4	0-0	3-5	9	1	1	0	1	7	7
UCLA	12/18	29	1-4	0-1	4-6	4	0	0	0	1	6	6
at Sav. State	12/21	21	1-2	0-0	1-2	7	0	2	0	1	3	3
Alabama	1/1	20	0-1	0-0	1-2	5	1	1	0	1	1	1
at Auburn	1/5	21	1-1	1-1	0-0	1	6	1	0	0	3	3
at Florida	1/8	15	0-1	0-1	1-2	1	0	1	0	1	1	1
Georgia	1/12	21	0-3	0-1	0-0	4	1	1	0	1	0	0
at LSU	1/15	23	1-3	0-1	1-2	1	0	1	0	3	3	3
Ole Miss	1/19	20	2-6	0-2	0-2	2	1	1	0	2	4	4
Miss. State	1/23	7	0-0	0-0	1-2	0	0	0	0	0	1	1
at Georgia	1/26	19	2-3	1-1	2-2	4	1	1	0	2	7	7
Tennessee	1/30	16	0-2	0-1	0-0	1	0	2	0	2	0	0
at Kentucky	2/2	17	1-1	1-1	0-0	1	6	1	0	1	3	3
at Arkansas	2/5	24	0-4	0-1	0-0	5	1	3	0	3	0	0
Auburn	2/9	15	1-1	0-0	0-0	1	1	3	0	0	2	2
at UConn	2/13	3	0-0	0-0	0-0	0	0	0	0	0	0	0
Vanderbilt	2/16	14	1-2	0-1	0-2	5	3	1	0	0	2	2
at Missouri	2/19	18	1-3	1-1	0-0	0	0	0	0	2	3	3

### Career Stats at South Carolina

Year	GP	GS	Min	Avg	FG	FGA	Pct	3FG	FGA	Pct	FT	FTA	Pct	Off	Def	Tot	Avg	PF	FO	A	TO	Blk	Stl	Pts	Avg
2014-15	— Did Not Play —																								
2015-16	20	3	219	11.0	20	47	.426	4	13	.308	18	27	.667	5	11	16	0.8	24	0	14	21	1	10	62	3.1
2016-17	26	1	450	17.3	20	55	.364	5	17	.294	19	35	.543	31	46	77	3.0	37	0	30	28	1	27	64	2.5
<b>Career</b>	<b>46</b>	<b>4</b>	<b>669</b>	<b>14.5</b>	<b>40</b>	<b>102</b>	<b>.392</b>	<b>9</b>	<b>30</b>	<b>.300</b>	<b>37</b>	<b>62</b>	<b>.597</b>	<b>36</b>	<b>57</b>	<b>93</b>	<b>2.0</b>	<b>61</b>	<b>0</b>	<b>44</b>	<b>49</b>	<b>2</b>	<b>37</b>	<b>126</b>	<b>2.7</b>



# ALAINA COATES

# #41

**6-4 • Sr. • C • Irmo, S.C. • Dutch Fork**  
**Major: Sociology**

## Career Highlights

Rated No. 9 player in the nation by espnW  
 Wooden Award Late Season Top 20  
 Naismith Trophy Top 30 Watch List  
 USBWA Drysdale Midseason and Wade Watch Lists  
 Preseason All-America Second Team (espnW, Lindy's, Sporting News)  
 Preseason All-SEC First Team (Media, Coaches)  
 All-SEC First Team (2016 Coaches, AP)  
 Naismith Midseason Watch List (2015-16)  
 2016 NCAA Sioux Falls All-Regional Team

SEC All-Defensive Team (2016)  
 All-SEC 2nd Team (Coaches - 2014, 2015; AP - 2015)  
 2015 NCAA Greensboro Region MOP  
 2015 SEC All-Tournament Team  
 SEC Co-6th Player of the Year (2014 Coaches)  
 SEC Freshman of the Year (2014 Coaches, AP)  
 Freshman All-America First Team (2013-14 Full Court)  
 SEC All-Freshman Team (2014)  
 2015 Pan American Games, silver medal (USA)

## Miscellaneous

	Season	Career
Triple-Double	0	1
Double-Double	15	57
20+ Points	4	16
10+ Points	18	90
10+ Rebounds	17	66
5+ Blocks	0	4
Tm-High Points	9	28
Tm-High Rebs.	20	78

## Career Highs

**Pts** ..... 29 vs. Winthrop, 12/13/15  
**Rebs** ..... 19 at Arkansas, 2/5/17  
**Blks** ..... 10 vs. Winthrop, 12/13/15  
**Stls** ..... 4, 2x, last vs. Louisville, 11/27/16  
**Assts** ..... 6 at Texas A&M, 1/31/16  
**Min.** ..... 38 at Texas A&M, 1/31/16

## SEC Career Highs

**Pts** ..... 27 vs. Kentucky, 2/4/16  
**Rebs** ..... 19 at Arkansas, 2/5/17  
**Blks** ..... 5, 3x, last vs. Alabama, 1/29/15  
**Stls** ..... 4 at Tennessee, 2/15/16  
**Assts** ..... 6 at Texas A&M, 1/31/16  
**Min.** ..... 38 at Texas A&M, 1/31/16

## Season Highs

**Pts** ..... 28 vs. Hampton, 11/20  
**Rebs** ..... 19 at Arkansas, 2/5  
**Blks** ..... 4, 3x, last at Georgia, 1/26  
**Stls** ..... 4 vs. Louisville, 11/27  
**Assts** ..... 4, 2x, last at UConn, 2/13  
**Min.** ..... 37 at Duke, 12/4

## This Season's Highlights

- Selected to be a team captain this season
- Three-time SEC Player of the Week (11/15-21, 11/22-28, 12/13-19); USBWA National Player of the Week (12-13/19)
- Tops the SEC and is second in the nation in field goal percentage ... is eighth nationally and first in the conference in rebounds ... comes in 18th in the SEC in scoring
- Leads the league with 11.2 rebounds in conference play ... averages a double-double in SEC play – 12.6 ppg, 11.2 rpg
- Netted 10 points and grabbed nine of her game-high 15 boards in the second half at #1/1 UConn (Feb. 13) to notch her fourth double-double against a top-10 opponent this season
- Dominated down low early and often at Arkansas (Feb. 5), beginning with personal 6-0 run in first quarter to open 13-2 lead just 4:30 into the game and recording her double-double with 3:00 left in first half ... career-high 19 rebounds are most by any SEC player this season
- Converted a key layup to put Carolina ahead by three with 25 seconds to play against #4/4 Mississippi State (Jan. 23)
- Had six points and six rebounds in eight first-quarter minutes against Ole Miss (Jan. 19), scoring another six points during a 13-3 Gamecock run that ended the second quarter with a double-digit Gamecock lead

## 2016-17 Game-by-Game Stats

Opponent	Date	GS	MIN	FG-A	3FG-A	FTA	Reb	A	TO	B	S	TP
at Ohio State	11/14	*	31	4-7	0-0	2-4	13	3	2	1	0	10
Hampton	11/20	*	24	12-16	0-0	4-7	16	1	0	2	1	28
Maine	11/21	*	22	6-7	0-0	0-1	14	0	0	1	1	12
Saint Peter's	11/22	*	19	8-9	0-0	0-2	7	2	0	1	1	16
vs. Louisville	11/27	*	31	5-9	0-0	7-9	14	1	3	1	4	17
at Texas	12/1	*	22	0-2	0-0	6-8	7	0	0	2	0	6
at Duke	12/4	*	37	3-7	0-0	2-2	5	2	2	2	1	8
Minnesota	12/11	*	25	7-8	0-0	2-3	11	2	3	4	1	16
Clemson	12/15	*	30	8-10	0-0	3-4	10	3	2	4	2	19
UCLA	12/18	*	24	5-10	0-0	10-13	14	0	1	1	0	20
at Sav. State	12/21	*	21	3-5	0-0	3-4	7	2	1	0	0	9
Alabama	1/1	*	23	8-10	0-0	3-4	11	1	1	2	3	19
at Auburn	1/5	*	30	2-2	0-0	1-2	6	0	1	2	1	5
at Florida	1/8	*	32	6-10	0-0	2-4	13	2	3	2	1	14
Georgia	1/12	*	30	4-7	0-0	4-6	11	1	0	0	2	12
at LSU	1/15	*	30	8-10	0-0	8-11	11	2	2	1	2	24
Ole Miss	1/19	*	30	6-10	0-0	3-4	15	2	1	1	3	15
Miss State	1/23	*	31	3-5	0-0	3-4	12	3	2	1	0	9
at Georgia	1/26	*	28	0-5	0-0	1-4	13	0	0	4	3	1
Tennessee	1/30	*	24	3-7	0-0	1-2	9	2	0	0	1	7
at Kentucky	2/2	*	30	8-9	0-0	4-5	18	1	4	1	0	20
at Arkansas	2/5	*	30	8-11	0-0	2-2	19	4	1	1	2	18
Auburn	2/9	*	31	7-9	0-0	2-4	9	1	2	1	0	16
at UConn	2/13	*	34	4-6	0-0	2-4	15	4	3	0	0	10
Vanderbilt	2/16	*	29	6-9	0-0	3-6	7	2	2	3	1	15
at Missouri	2/19	*	20	1-1	0-0	0-0	3	1	2	0	0	2

- Netted 18 of her game-high 24 points in the first half at LSU (Jan. 15), going 8-of-11 from the line
- Great on the glass in the opening 10 minutes against Georgia (Jan. 12) with eight rebounds, which tied for the most in one quarter in program history
- Notched 50th career double-double against Alabama (Jan. 1), posting nine points and five boards in the first quarter
- Scored 11 of her 20 points against #9/9 UCLA (Dec. 18) in the third quarter to fuel Carolina's game-changing 24-5 run that turned a first-half deficit into a double-digit lead late in the period
- Controlled the glass down the stretch against #14/15 Texas (Dec. 1) with seven second-half boards, the sixth of which gave her 1,000 for her career
- Matched a career high with four steals against #4/4 Louisville (Nov. 27), including one that led to a pivotal 3-point play for Carolina at the end of the first half

## Career Summary

- Is third Gamecock all-time to amass 1,000 career points and 1,000 career rebounds and now stands second in program history in career boards
- Is just fourth Gamecock all-time to accrue 1,500 career points playing every season in the SEC, 12th overall
- Ranks first among active NCAA Division I players in career rebounds and double-doubles (57), ranking fourth in career field goal percentage (.620)

## Career Stats at South Carolina

Year	GP	GS	Min	Avg	FG	FGA	Pct	3FG	FGA	Pct	FT	FTA	Pct	Off	Def	Tot	Avg	PF	FO	A	TO	Blk	Stl	Pts	Avg
2013-14	34	1	668	19.6	148	242	.612	0	0	—	121	185	.654	82	203	285	8.4	83	1	11	57	73	17	417	12.3
2014-15	36	5	760	21.1	141	251	.562	0	0	—	117	168	.696	99	186	285	7.9	62	0	28	50	53	19	399	11.1
2015-16	35	33	937	26.8	168	261	.644	0	0	—	89	159	.560	107	253	360	10.3	87	0	33	53	45	43	425	12.1
2016-17	26	26	718	27.6	135	201	.672	0	0	—	78	119	.655	90	200	290	11.2	64	1	42	38	38	30	348	13.4
<b>Career</b>	<b>131</b>	<b>65</b>	<b>3083</b>	<b>23.5</b>	<b>592</b>	<b>955</b>	<b>.620</b>	<b>0</b>	<b>0</b>	<b>—</b>	<b>405</b>	<b>631</b>	<b>.642</b>	<b>378</b>	<b>842</b>	<b>1220</b>	<b>9.3</b>	<b>296</b>	<b>2</b>	<b>114</b>	<b>198</b>	<b>209</b>	<b>109</b>	<b>1589</b>	<b>12.1</b>



# BIANCA CUEVAS-MOORE

# #1

**5-6 • Jr. • Guard • Bronx, N.Y. • Nazareth Regional  
Major: Criminal Justice**

### This Season's Highlights

- Started 11 of 26 games, has provided offensive punch off the bench since the start of SEC action
- Has knocked down multiple 3-pointers in five of 14 SEC contests
- Swiped two of her game-high three steals in crunch time at Missouri (Feb. 19), the second of which helped give Carolina a 60-58 lead with less than a minute to play
- Efficient from the 3-point line at #1/1 UConn (Feb. 13), going 3-of-4 from beyond the arc en route to 11 points
- Accounted for all of Carolina's eight points in the final 1:20 against Tennessee (Jan. 30) and knocked down two 3-pointers during the stretch, including a pull-up from beyond the arc to even the score at 74 with 15 seconds to play
- Connected on first three shots at LSU (Jan. 15) for team-high nine first-quarter points en route to 17 points to finish in double figures for the third time in league action
- Netted 17 of her career-high 25 points in the second half against Georgia (Jan. 12), including eight in a back-and-forth final period ... applied good defensive pressure on the perimeter to disrupt the Lady Bulldogs' offense
- Posted her best offensive showing of the season at Auburn (Jan. 5), knocking down at least one 3 in each quarter to for a career-high five en route to a season-high 19 points
- Hit 3 early in third quarter against Clemson (Dec. 15) to spark at 13-4 run that put the Gamecocks firmly in control
- Scored four of her nine points at Duke (Dec. 4) on transition layups during a 12-0 first-quarter run
- Matched her career high with five steals against Saint Peter's (Nov. 22) in just 16 minutes

### Career Summary

- Has played in all but one game in her career
- Led team in assists three times in 2015-16
- Tied for school record with 37 games played in 2014-15

### Miscellaneous

	Season	Career
20+ Points	1	3
10+ Points	8	24
5+ Assists	2	8
5+ Steals	1	2
Tm-High Points	2	5
Tm-High Assists	6	17

### Career Highs

Pts	..... 25 vs. Georgia, 1/12/17
Rebs	..... 6, 2x, last at Georgia, 1/26/17
3FGs	..... 5 at Auburn, 1/5/17
Stls	..... 5, 2x, last vs. Saint Peter's, 11/22/16
Assts	..... 7 at Auburn, 1/5/17
Min	..... 36 vs. Georgia, 1/12/17

### SEC Career Highs

Pts	..... 25 vs. Georgia, 1/12/17
Rebs	..... 6, 2x, last at Georgia, 1/26/17
3FGs	..... 5 at Auburn, 1/5/17
Stls	..... 5 vs. Missouri, 1/10/16
Assts	..... 7 at Auburn, 1/5/17
Min	..... 36 vs. Georgia, 1/12/17

### Season Highs

Pts	..... 25 vs. Georgia, 1/12
Rebs	..... 6 at Georgia, 1/26
3FGs	..... 5 at Auburn, 1/5
Stls	..... 5 vs. Saint Peter's, 11/22
Assts	..... 7 at Auburn, 1/5
Min	..... 36 vs. Georgia, 1/12

### 2016-17 Game-by-Game Stats

Opponent	Date	GS	MIN	FG-A	3FG-A	FT-A	Reb	A	TO	B	S	TP
at Ohio State	11/14	*	22	3-7	0-2	3-4	2	2	1	0	3	9
Hampton	11/20	*	16	1-5	1-2	1-2	1	1	0	1	2	4
Maine	11/21	*	17	2-4	1-1	2-2	1	2	1	0	2	7
Saint Peter's	11/22	*	16	5-8	1-3	0-1	3	3	2	0	5	11
vs. Louisville	11/27	*	17	1-6	0-3	2-2	1	3	0	0	1	4
at Texas	12/1	*	19	2-9	0-1	3-4	0	2	1	0	2	7
at Duke	12/4	*	22	4-11	1-7	0-0	2	2	4	0	2	9
Minnesota	12/11		13	2-6	1-3	1-3	2	1	0	0	2	6
Clemson	12/15	*	26	1-3	1-3	1-2	2	4	2	1	1	4
UCLA	12/18	*	23	4-14	1-1	1-2	5	1	3	0	0	10
at Sav. State	12/21	*	19	1-4	1-2	0-0	3	5	0	0	2	3
Alabama	1/1		23	3-6	2-3	1-2	1	1	3	0	1	9
at Auburn	1/5		30	7-11	5-6	0-0	2	7	0	0	0	19
at Florida	1/8		23	1-6	1-3	0-0	2	1	2	0	2	3
Georgia	1/12		36	10-17	2-5	3-6	2	3	2	0	2	25
at LSU	1/15	*	34	6-11	2-3	3-4	2	3	2	0	2	17
Ole Miss	1/19		26	2-6	1-2	2-2	2	0	3	0	0	7
Miss. State	1/23		21	0-3	0-1	2-2	1	0	1	0	0	2
at Georgia	1/26		19	3-7	0-3	0-0	6	1	2	0	1	6
Tennessee	1/30		27	4-10	2-3	8-9	3	0	2	0	1	18
at Kentucky	2/2		22	1-5	1-3	0-0	0	2	1	0	0	3
at Arkansas	2/5		22	2-5	0-1	6-6	2	0	0	0	0	10
Auburn	2/9		5	0-0	0-0	0-0	1	0	1	0	0	0
at UConn	2/13		19	4-8	3-4	0-0	4	0	2	0	1	11
Vanderbilt	2/16		21	2-8	1-4	2-3	1	3	0	0	1	7
at Missouri	2/19		27	0-6	0-3	6-6	0	1	1	0	3	6

### Career Stats at South Carolina

Year	GP	GS	Min	Avg	FG	FGA	Pct	3FG	FGA	Pct	FT	FTA	Pct	Off	Def	Tot	Avg	PF	FO	A	TO	Blk	Stl	Pts	Avg
2014-15	37	0	536	14.5	74	200	.370	16	72	.222	45	58	.776	13	35	48	1.3	44	1	64	60	5	42	209	5.6
2015-16	34	1	615	18.1	78	207	.377	20	76	.263	50	66	.758	10	50	60	1.8	43	1	63	64	2	47	226	6.6
2016-17	26	11	565	21.7	71	186	.382	28	72	.389	47	62	.758	11	40	51	2.0	40	0	48	37	2	36	217	8.3
<b>Career</b>	<b>97</b>	<b>12</b>	<b>1715</b>	<b>17.7</b>	<b>223</b>	<b>593</b>	<b>.376</b>	<b>64</b>	<b>220</b>	<b>.291</b>	<b>142</b>	<b>186</b>	<b>.763</b>	<b>34</b>	<b>125</b>	<b>159</b>	<b>1.6</b>	<b>127</b>	<b>1</b>	<b>175</b>	<b>161</b>	<b>9</b>	<b>125</b>	<b>652</b>	<b>6.7</b>



# KAELA DAVIS

# #3

**6-2 • Jr. • Guard • Suwanee, Ga. • Georgia Tech**  
**Major: Integrated Technology**

## Career Highlights

Naismith Trophy Top 50 Preseason Watch List (2016-17) | 2012 FIBA 3x3 U18 World Champs., gold medal (USA)  
 Two-time All-ACC (1st team, 2015; 2nd team, 2014) | 2011 FIBA U16 Americas Champs., gold medal (USA)  
 2012 FIBA U17 World Championships, gold medal (USA)

## This Season's Highlights

- Is sixth in the league in 3s made per game (1.7), 29th in points per game
- Scored from a variety of spots early against Vanderbilt (Feb. 16) and netted eight of her 13 first-half points in the final 5:20 of the second quarter ... finished with a game-high 15 points to go with three assists and a steal
- Opened each half against Auburn (Feb. 9) with a 3-pointer and handed out five assists, her most since Dec. 1
- Hit back-to-back 3s to open double-digit scoring afternoon at Arkansas (Feb. 5)
- Saw her shots fall more consistently against Tennessee (Jan. 30), scoring the Gamecocks first points in the first, third and fourth quarters, including hitting 2-of-3 from 3-point range
- Locked down one of SEC's top scorers in Victoria Vivians in second half of win over #4/4 Mississippi State (Jan. 23), holding her to 1-of-8 shooting and five points over the final 20 minutes
- Got hot early at Auburn (Jan. 5), scoring 13 of team's first 17 points en route to 19 first-quarter points that included five 3s in the opening 10 minutes ... first-quarter scoring was most by a Gamecock in one quarter in program history
- Reached double figures by halftime and finished with 16 points in her SEC debut against Alabama (Jan. 1)
- Caught fire from the 3-point line against Minnesota (Dec. 11), knocking down a career-best six 3s, including five in the first half
- Knocked down two timely 3-pointers in a back-and-forth third quarter against #14/15 Texas (Dec. 1) to finish in double figures for the fourth-straight game
- Scored team's first seven points in the opening 98 seconds against #4/4 Louisville (Nov. 27) and added back-to-back 3s early in the second half to eliminate any Cardinal comeback from the eight-point halftime deficit
- Brilliant Gamecock debut at #7/6 Ohio State (Nov. 14), stuffing the box score with 37 points – 11 in the second, third and fourth quarters each – 10 rebounds, five assists and three steals ... first Gamecock to score 30 or more points in a game since Ieasia Walker netted 30 against Clemson on Nov. 18, 2010, and the most ever by a Gamecock against a ranked opponent

## Miscellaneous

	Season	Career
Double-Doubles	1	1
30+ Points	1	1
20+ Points	3	3
10+ Points	16	16
10+ Rebounds	1	1
5+ Assists	3	3
Tm-High Points	4	4
Tm-High Rebs	1	1
Tm-High Assists	5	5

## Career Highs

**Pts** ..... 37 at Ohio State, 11/14/16  
**Rebs** ..... 10 at Ohio State, 11/14/16  
**3FGs** ..... 6 vs. Minnesota, 12/11/16  
**Stls** ..... 3, 3x, last at Kentucky, 2/2/17  
**Assts** ..... 5, 3x, last vs. Auburn, 2/9/17  
**Min.** ..... 36 at Ohio State, 11/14/16

## SEC Career Highs

**Pts** ..... 21 at Auburn, 1/5/17  
**Rebs** ..... 6 at Florida, 1/8/17  
**3FGs** ..... 5 at Auburn, 1/5/17  
**Stls** ..... 3, 2x, last at Kentucky, 2/2/17  
**Assts** ..... 5 vs. Auburn, 2/9/17  
**Min.** ..... 29, 3x, last at Missouri, 2/19/17

## 2016-17 Game-by-Game Stats

Opponent	Date	GS	MIN	FG-A	3FG-A	FT-A	Reb	A	TO	B	S	TP
at Ohio State	11/14	*	36	10-21	4-6	13-16	10	5	5	0	3	37
Hampton	11/20	*	30	1-9	1-5	0-0	7	5	2	0	1	3
Maine	11/21	*	26	3-11	1-6	3-4	3	3	2	0	1	10
Saint Peter's	11/22	*	19	5-7	4-4	0-0	3	3	1	0	0	14
vs. Louisville	11/27	*	20	5-10	3-5	0-0	8	1	1	0	0	13
at Texas	12/1	*	34	3-6	2-4	4-4	3	1	5	0	2	12
at Duke	12/4	*	31	5-14	2-9	2-4	6	2	0	0	2	14
Minnesota	12/11	*	28	8-15	6-10	0-0	3	4	1	0	0	22
Clemson	12/15	*	28	6-16	2-7	3-4	3	4	3	0	0	17
UCLA	12/18	*	33	1-13	0-1	0-0	4	2	4	0	2	2
at Sav. State	12/21	*	21	3-9	0-3	0-0	4	3	1	0	2	6
Alabama	1/1	*	23	5-10	1-3	5-6	3	2	1	0	1	16
at Auburn	1/5	*	22	8-18	5-9	0-0	5	2	3	0	1	21
at Florida	1/8	*	25	4-16	1-5	1-1	6	1	3	0	2	10
Georgia	1/12	*	27	1-10	0-2	2-2	3	2	2	0	3	4
at LSU	1/15	*	28	2-7	0-3	4-4	2	3	2	0	1	8
Ole Miss	1/19	*	29	3-11	1-2	7-8	1	0	1	0	0	14
Miss. State	1/23	*	29	1-9	0-6	2-2	0	1	2	0	1	4
at Georgia	1/26	*	28	2-11	2-6	2-6	3	1	1	0	0	8
Tennessee	1/30	*	28	6-14	2-3	1-1	2	0	2	0	0	15
at Kentucky	2/2	*	26	3-10	1-4	0-0	2	0	3	0	3	7
at Arkansas	2/5	*	27	4-11	2-6	0-0	3	2	1	0	1	10
Auburn	2/9	*	25	4-9	3-7	0-0	0	5	1	0	0	11
at UConn	2/13	*	25	1-10	1-6	0-0	2	0	5	0	0	3
Vanderbilt	2/16	*	27	6-14	1-5	2-4	5	3	0	0	1	15
at Missouri	2/19	*	29	2-11	0-6	2-2	3	2	7	0	1	6

## Prior to South Carolina

- Two-time All-ACC selection in two seasons at Georgia Tech
- Fastest player in Georgia Tech history to 1,000 career points (52 games)
- Ranked as No. 1 guard and No. 2 overall recruit in 2013 class
- 2013 McDonald's and WBCA All-America

## Career Stats at South Carolina

Year	GP	GS	Min	Avg	FG	FGA	Pct	3FG	FGA	Pct	FT	FTA	Pct	Off	Def	Tot	Avg	PF	FO	A	TO	Blk	Stl	Pts	Avg
2016-17	26	25	704	27.1	102	302	.338	45	133	.338	53	68	.779	27	67	94	3.6	58	1	57	59	0	28	302	11.6



# TIFFANY DAVIS

# #15

**5-7 • Sr. • Guard • Houston, Texas • Westbury Christian**  
**Major: Psychology**

### This Season's Highlights

- Selected to be a team captain
- Has played in 11 games – missed 10 games with knee injury
- Grabbed two rebounds in five minutes against Vanderbilt (Feb. 16) in her first game action since Jan. 5
- Was solid defensively playing five minutes in the pivotal second quarter against #4/4 Louisville (Nov. 27)

### Career Summary

- Missed 2015-16 with knee injury suffered in September
- Missed the bulk of the 2012-13 season after suffering a knee injury
- Graduated in 2016 with bachelor's degree in retail management

### Miscellaneous

	Season	Career
<b>10+ Points</b>	0	1
<b>5+ Steals</b>	0	1
<b>Tm-High Points</b>	0	0
<b>Tm-High Assists</b>	0	0

### Career Highs

<b>Pts</b> .....	11 vs. Ole Miss, 1/30/14
<b>3FGs</b> .....	2, 3x, last vs. Ole Miss, 1/30/14
<b>Rebs</b> .....	6 at Arkansas, 1/2/14
<b>Stls</b> .....	5 vs. Elon, 11/9/12
<b>Assts</b> .....	3, 4x, last vs. SC State, 12/22/13
<b>Min</b> .....	30 at Arkansas, 1/2/14

### SEC Career Highs

<b>Pts</b> .....	11 vs. Ole Miss, 1/30/14
<b>Rebs</b> .....	6 at Arkansas, 2/11/16
<b>3FGs</b> .....	2 vs. Ole Miss, 1/30/14
<b>Stls</b> .....	
<b>Assts</b> .....	2, 4x, last at LSU, 1/4/15
<b>Min</b> .....	30 at Arkansas, 1/2/14

### Season Highs

<b>Pts</b> .....	4 vs. Hampton, 11/20
<b>3FGs</b> .....	1 vs. Alabama, 1/1
<b>Rebs</b> .....	3 vs. Saint Peter's, 11/22
<b>Stls</b> .....	1 vs. Saint Peter's, 11/22
<b>Assts</b> .....	1, 2x, last vs. Saint Peter's, 11/22
<b>Min</b> .....	17 vs. Saint Peter's, 11/22

### 2016-17 Game-by-Game Stats

Opponent	Date	GS	MIN	FG-A	3FG-A	FT-A	Reb	A	TO	B	S	TP
at Ohio State	11/14	1	0-0	0-0	0-0	0	0	0	0	0	0	0
Hampton	11/20	13	1-3	0-1	2-3	2	0	0	0	0	0	4
Maine	11/21	10	1-2	0-1	0-0	2	1	1	0	0	0	2
Saint Peter's	11/22	17	0-3	0-2	0-0	3	1	1	0	1	0	0
vs. Louisville	11/27	9	0-1	0-1	1-2	2	0	0	0	0	0	1
at Texas	12/1											
at Duke	12/4	3	0-0	0-0	0-0	1	0	2	0	0	0	0
Minnesota	12/11	7	0-2	0-2	0-0	1	0	0	1	0	0	0
Clemson	12/15	4	0-2	0-1	0-0	0	0	0	0	0	0	0
UCLA	12/18											
at Sav. State	12/21											
Alabama	1/1	8	1-1	1-1	0-0	0	0	0	0	0	0	3
at Auburn	1/5	3	0-1	0-1	0-0	0	0	0	0	0	0	0
at Florida	1/8											
Georgia	1/12											
at LSU	1/15											
Ole Miss	1/19											
Miss. State	1/23											
at Georgia	1/26											
Tennessee	1/30											
at Kentucky	2/2											
at Arkansas	2/5											
Auburn	2/9											
at UConn	2/13											
Vanderbilt	2/16	5	0-2	0-2	0-0	2	0	0	0	0	0	0
at Missouri	2/19	1	0-0	0-0	0-0	0	0	0	0	0	0	0

### Career Stats at South Carolina

Year	GP	GS	Min	Avg	FG	FGA	Pct	3FG	FGA	Pct	FT	FTA	Pct	Off	Def	Tot	Avg	PF	FO	A	TO	Blk	Stl	Pts	Avg
2012-13	3	0	40	13.3	4	8	.500	1	4	.250	3	4	.750	1	3	4	1.3	2	0	4	2	0	5	12	4.0
2013-14	32	7	356	11.1	23	59	.390	12	30	.400	19	26	.731	5	27	32	1.0	29	0	29	40	1	4	77	2.4
2014-15	16	0	84	5.3	6	16	.375	5	13	.385	6	9	.667	5	13	18	1.1	5	0	7	9	0	0	23	1.4
2016-17	12	0	81	6.8	3	17	.176	1	12	.083	3	5	.600	3	10	13	1.1	1	0	2	4	1	1	10	0.8
<b>Career</b>	<b>63</b>	<b>7</b>	<b>561</b>	<b>8.9</b>	<b>36</b>	<b>100</b>	<b>.360</b>	<b>19</b>	<b>59</b>	<b>.322</b>	<b>31</b>	<b>44</b>	<b>.705</b>	<b>14</b>	<b>53</b>	<b>67</b>	<b>1.1</b>	<b>37</b>	<b>0</b>	<b>42</b>	<b>55</b>	<b>2</b>	<b>10</b>	<b>122</b>	<b>1.9</b>





# ALLISHA GRAY

# #10

**6-0 • Jr. • Guard • Sandersville, Ga. • North Carolina**  
**Major: Broadcasting**

## Career Highlights

SEC Player of the Week (1/17-23) | First-Team All-ACC (2015)  
 Dawn Staley Award Midseason Watch List | WBCA Honorable Mention All-America (2015)  
 Naismith Trophy Top 50 Preseason Watch List | *Full Court* Freshman All-America Second Team (2014)

## This Season's Highlights

- Started every game this season, finishing in double figures in all but six contests
- Leads team in steals (1.5) and is second in assists (2.8) ... ranks 22nd in SEC in scoring, rising to 20th in conference action
- Facilitated the offense early against Vanderbilt (Feb. 16), distributing three of her game-best five assists in the first quarter ... tallied eight of her points in the final 6:21 of the third quarter
- Dished out four of her game best and SEC career-high six assists in the opening 11 minutes against Auburn (Feb. 9)
- Netted eight of her 11 points at #25/- Kentucky (Feb. 2) during Carolina's momentum-shifting 22-4 run to close the first half, accounting for six of the team's first eight points throughout the dominant stretch
- Battled against Tennessee (Jan. 30) with the Gamecocks' frontcourt in foul trouble in the first half, posting eight points and six boards in the opening 20 minutes to keep Lady Vols within three at halftime
- Engineered Carolina's pivotal 18-5 fourth-quarter run at Georgia (Jan. 26), scoring 11 points during the stretch ... her final bucket capped a personal 7-0 run that put the Gamecocks comfortably in front late
- Came alive in the second half against #4/4 Mississippi State (Jan. 23) with 16 of her 17 points in the final two periods, including 12 in the third quarter to help Carolina turn a seven-point halftime deficit into a one-point lead ... delivered the key defensive play after running down a Bulldog guard to deter a layup in transition and preserve the one-point Gamecock lead with 54 seconds to play
- Scored eight of her 11 points against Ole Miss (Jan. 19) in the first quarter to help open early 20-11 lead
- Second on team in points and rebounds at LSU (Jan. 15) battling in the forward spot while blocking a career-best three shots ... became the second Gamecock this season to pair a 20-point game with at least three blocks
- Grabbed the biggest rebound of her seven against Georgia (Jan. 12) off a missed Lady Bulldog free throw with three seconds left then hit the resulting two free throws to stretch the Gamecock lead to three ... six of her seven rebounds and 11 of her 14 points came in the second half
- Found her shooting stroke in the early going at Florida (Jan. 8) with four first-half 3-pointers, the third of which opened the scoring in Carolina's dominant second quarter
- Converted two crucial 3-point plays from the left block against #9/9 UCLA (Dec. 18), the second of which pushed Carolina's lead back to double-digits early in the fourth quarter

## 2016-17 Game-by-Game Stats

Opponent	Date	GS	MIN	FG-A	3FG-A	FTA	Reb	A	TO	B	S	TP
at Ohio State	11/14	*	38	10-18	0-3	4-8	7	3	0	0	2	24
Hampton	11/20	*	24	4-9	2-7	6-7	1	4	0	0	2	16
Maine	11/21	*	22	5-9	0-1	0-0	3	3	2	0	0	10
Saint Peter's	11/22	*	19	4-7	1-4	4-5	8	5	1	1	1	13
vs. Louisville	11/27	*	22	7-12	2-5	1-1	3	0	0	0	0	17
at Texas	12/1	*	35	2-7	0-1	4-4	4	0	3	0	0	8
at Duke	12/4	*	37	4-9	2-6	1-2	6	6	2	0	1	11
Minnesota	12/11	*	19	7-13	4-10	0-0	5	7	1	0	2	18
Clemson	12/15	*	27	3-10	1-3	1-2	2	1	0	2	2	8
UCLA	12/18	*	23	4-6	0-0	3-5	3	2	0	0	0	11
at Sav. State	12/21	*	21	6-10	0-1	0-1	4	4	1	2	5	12
Alabama	1/1	*	18	2-8	1-4	2-2	2	2	1	1	1	7
at Auburn	1/5	*	23	2-7	1-5	0-0	4	2	5	0	0	5
at Florida	1/8	*	27	6-10	4-7	2-2	6	2	0	1	4	18
Georgia	1/12	*	26	4-11	1-3	5-6	7	1	1	0	1	14
at LSU	1/15	*	31	7-8	2-2	5-5	5	2	5	3	2	21
Ole Miss	1/19	*	30	4-8	0-1	3-4	5	4	3	1	1	11
Miss. State	1/23	*	38	5-9	2-3	5-8	7	1	1	0	2	17
at Georgia	1/26	*	36	7-11	1-2	3-5	4	1	1	2	2	18
Tennessee	1/30	*	38	6-12	0-2	2-3	8	1	2	0	1	14
at Kentucky	2/2	*	28	3-6	2-5	3-3	5	2	1	1	3	11
at Arkansas	2/5	*	25	4-9	2-5	0-0	4	4	0	0	2	10
Auburn	2/9	*	33	3-7	1-4	2-2	3	6	0	0	0	9
at UConn	2/13	*	38	3-7	1-3	0-2	2	2	4	1	2	7
Vanderbilt	2/16	*	22	4-8	0-3	3-6	2	5	2	1	1	11
at Missouri	2/19	*	34	5-13	1-6	2-5	4	3	1	0	3	13

## Miscellaneous

	Season	Career
20+ Points	2	2
10+ Points	20	20
5+ Assists	5	5
Tm-High Points	1	1
Tm-High Assists	8	8
Tm-High Rebs.	2	2

## Career Highs

Pts ..... 24 at Ohio State, 11/14/17  
 Rebs ..... 8, 2x, last vs. Tennessee, 1/30/17  
 3FGs ..... 4, 2x, last at Florida, 1/8/17  
 Stls ..... 5 at Savannah St., 12/21/16  
 Assts ..... 7 vs. Minnesota, 12/11/16  
 Min ..... 38, 4x, last at UConn, 2/13/17

## SEC Career Highs

Pts ..... 21 at LSU, 1/15/17  
 Rebs ..... 8 vs. Tennessee, 1/30/17  
 3FGs ..... 4 at Florida, 1/8/17  
 Stls ..... 4 at Florida, 1/8/17  
 Assts ..... 6 vs. Auburn, 2/9/17  
 Min ..... 38, 2x, last vs. Tennessee, 1/30/17

- Triggered South Carolina's 3-point shooting outburst against Minnesota (Dec. 11), connecting on two early 3s to help open the contest on a 15-0 run ... finished with 18 points in just 19 minutes of action and boasted career bests with four 3-pointers and a game-high seven assists
- Tallied 11 of her game-high 17 points in the third quarter against #4/4 Louisville (Nov. 27), including six during the period-opening 16-5 run to help end any threat of a Cardinal comeback
- Crafty scorer with 24 points at #7/6 Ohio State (Nov. 14) in Gamecock debut, including five as part of 10-0 run early in fourth quarter to stop end Buckeyes' comeback hopes

## Prior to South Carolina

- Played two seasons at North Carolina, amassing over 1,000 career points in that time
- 2015 First-Team All-ACC and WBCA All-Region
- Ranked as No. 4 guard and No. 7 overall recruit in 2013 class
- Three-time Georgia state player of the year (2010-12)

## Career Stats at South Carolina

Year	GP	GS	Min	Avg	FG	FGA	Pct	3FG	FGA	Pct	FT	FTA	Pct	Off	Def	Tot	Avg	PF	FO	A	TO	Blk	Stl	Pts	Avg
2016-17	26	26	734	28.2	121	244	.496	31	96	.323	61	88	.693	46	68	114	4.4	56	1	73	37	16	40	334	12.8



# TYASHA HARRIS

# #52

**5-10 • Fr. • Guard • Noblesville, Ind. • Heritage Christian  
Major: Sports Management**

## This Season's Highlights

- Has 16 starts, moving into the full-time role at the start of SEC play
- Leads the team in assists with 2.9 per game
- In league play, ranks sixth among conference players and first among SEC freshmen in assist-to-turnover ratio (2.3) and is in the top 10 in assists (10th, 3.4)
- Made plays on the defensive end against Auburn (Feb. 9) with a career-high two blocks in the first half and a game-high three steals to go with four assists
- Opened scoring at #25/- Kentucky (Feb. 2) with a 3-pointer and dished out three of her five assists during 22-4 run to close the second quarter
- Delivered three assists in the opening six minutes against Tennessee (Jan. 30), and the last of her game-high six assists set up a Carolina 3-pointer in the corner that cut the Lady Vol lead to two points with 1:20 remaining
- Gave Gamecocks first lead over #4/4 Mississippi State (Jan. 23) with clutch third-quarter 3 as part of 13-2 run that overcame seven-point halftime deficit
- Delivered two of her game-high five assists against Ole Miss (Jan. 19) during Carolina's crucial 13-3 second-quarter run
- Impacted the game on both ends of the floor against Georgia (Jan. 12) with career highs in points (11) and steals (4) ... connected on three 3s, including one from the right corner that answered a Georgia 3-pointer and sparked a pivotal 7-1 Gamecock run in the fourth quarter
- Jump-started Carolina's 12-2 run to open the game against Alabama (Jan. 1) with a 3-pointer in the first minute and four of her career-high six assists in the first half
- Impressed against Minnesota (Dec. 11) in first career start with nine points and three 3-pointers, including the first basket of the game that sparked a 15-0 run ... facilitated the offense in the opening two quarters, matching her career high in assists (6) by the half
- Played a great all-around game against #14/15 Texas (Dec. 1) in a career-high 30 minutes of action, notching three steals and reaching double figures (10) for the first time ... netted four-straight points late in the fourth quarter to put the game out of the Longhorns' reach
- Drew the second-half start against #4/4 Louisville (Nov. 27), logging 14 of her 29 minutes during the half and dishing out five of her career-high six assists in that time

## Miscellaneous

	Season	Career
<b>10+ Points</b>	3	3
<b>5+ Assists</b>	7	7
<b>Tm-High Points</b>	0	0
<b>Tm-High Assists</b>	9	9

## Career Highs

<b>Pts</b> .....	11 vs. Georgia, 1/12/17
<b>Rebs</b> .....	5 at Savannah St., 12/21/16
<b>Stls</b> .....	4 vs. Georgia, 1/12/17
<b>Assts</b> .....	6, 4x, last vs. Tennessee, 1/30/17
<b>Min</b> .....	38 vs. Tennessee, 1/30/17

## SEC Career Highs

<b>Pts</b> .....	11 vs. Georgia, 1/12/17
<b>Rebs</b> .....	4, 3x, last vs. Ole Miss, 1/19/17
<b>Stls</b> .....	4 vs. Georgia, 1/12/17
<b>Assts</b> .....	6, 2x, last vs. Tennessee, 1/30/17
<b>Min</b> .....	38 vs. Tennessee, 1/30/17

## Prior to South Carolina

- Ranked as the No. 27 recruit overall and the No. 8 point guard in the 2016 Class
- Finalist for Indiana's Miss Basketball award
- Helped Heritage Christian to three straight state titles, including the 2016 championship in the program's first season in Class 3A
- Is her high school's all-time top scorer with 2,004 career points, also holding school record in steals (487) and ranking third in assists (426)
  - Earned gold medal with USA Basketball in 2016 FIBA Americas U18 Championship

## 2016-17 Game-by-Game Stats

Opponent	Date	GS	MIN	FG-A	3FG-A	FT-A	Reb	A	TO	B	S	TP
at Ohio State	11/14		19	1-4	0-0	1-2	0	3	1	0	0	3
Hampton	11/20		16	1-4	1-3	0-0	2	2	0	1	0	3
Maine	11/21		19	2-4	0-1	0-0	2	3	2	0	1	4
Saint Peter's	11/22		14	3-5	1-3	0-0	0	1	2	1	0	7
vs. Louisville	11/27		29	0-3	0-2	0-0	0	6	1	0	0	0
at Texas	12/1		30	2-6	0-4	6-8	1	0	0	0	3	10
at Duke	12/4		25	1-2	1-1	0-0	1	1	4	0	0	3
Minnesota	12/11	*	21	3-5	3-4	0-0	1	6	3	0	0	9
Clemson	12/15		7	0-0	0-0	0-0	1	0	2	0	0	0
UCLA	12/18		19	1-2	0-0	0-2	1	1	1	0	0	2
at Sav. State	12/21		22	5-9	0-1	0-0	5	1	0	0	0	10
Alabama	1/1	*	25	3-5	1-3	0-0	1	6	1	1	1	7
at Auburn	1/5	*	23	2-5	1-3	0-0	3	2	2	0	1	5
at Florida	1/8	*	29	2-5	0-2	1-2	2	2	2	0	2	5
Georgia	1/12	*	31	3-8	3-7	2-2	4	3	2	0	4	11
at LSU	1/15	*	29	3-7	0-2	0-0	4	3	2	0	2	6
Ole Miss	1/19	*	32	2-3	0-1	0-0	4	5	2	1	0	4
Miss. State	1/23	*	35	1-3	1-3	2-2	1	3	4	1	0	5
at Georgia	1/26	*	25	0-5	0-2	0-0	0	2	0	0	2	0
Tennessee	1/30	*	38	2-6	1-5	1-2	1	6	3	0	0	6
at Kentucky	2/2	*	27	2-5	2-4	1-2	1	5	2	0	0	7
at Arkansas	2/5	*	20	1-2	0-0	2-2	1	5	0	0	1	4
Auburn	2/9	*	30	1-4	1-2	0-0	2	4	1	2	3	3
at UConn	2/13	*	34	3-11	1-8	0-0	2	3	0	0	2	7
Vanderbilt	2/16	*	27	4-10	1-2	0-0	2	1	0	0	3	9
at Missouri	2/19	*	23	1-4	0-1	0-0	3	1	0	0	1	2

## Career Stats at South Carolina

Year	GP	GS	Min	Avg	FG	FGA	Pct	3FG	FGA	Pct	FT	FTA	Pct	Off	Def	Tot	Avg	PF	FO	A	TO	Blk	Stl	Pts	Avg
2016-17	26	16	649	25.0	49	127	.386	18	64	.281	16	24	.667	4	41	45	1.7	36	0	75	37	7	26	132	5.1



# MIKIAH HERBERT HARRIGAN #21

**6-2 • Fr. • Forward • Pembroke Pines, Fla./Flanagan**  
**Major: Criminal Justice**

## This Season's Highlights

- Played in every game this season, including 13.1 minutes per SEC game
- Fifth on the team in rebounding average
- Ranks 11th in the SEC with 1.2 bpg on the season
- Continued strong shooting with a perfect game at Missouri (Feb. 19), including her first career 3-pointer help Gamecocks hold early fourth-quarter lead
- Connected on all five of her field goals against Vanderbilt (Feb. 16) to finish with an SEC career-high 12 points ... scored eight of Carolina's final 10 points over the last five minutes of the game and chipped in two fourth-quarter blocks
- Boasted a strong finish on the glass at Arkansas (Feb. 5) with four of her six boards in the fourth quarter, including three over the final 1:54
- Drew first career start against Georgia (Jan. 12), stepping into the lineup for the injured A'ja Wilson
- Protected the rim in the second half in her SEC debut against Alabama (Jan. 1) with four blocks in the final 20 minutes, including one on back-to-back Crimson Tide possessions late in the contest
- Contributed timely blocks against #9/9 UCLA (Dec. 18), denying a last-second Bruin field goal at the end of the first half before recording blocks on back-to-back possessions during Carolina's key third-quarter run
- Netted five of her 11 points against #4/4 Louisville (Nov. 27) in the final 1:24 of the first half to send the Gamecocks into the locker room with an eight-point lead they would not relinquish

## Prior to South Carolina

- Ranked as the No. 12 forward in the 2016 Class
- Helped team to four district championships
- Named 2016 8A Player of the Year by the Florida Basketball Coaches Association (FBCA)
- Was a two-time FBCA All-State selection

## Miscellaneous

	Season	Career
<b>10+ Points</b>	3	3
<b>10+ Rebounds</b>	0	0
<b>Tm-High Points</b>	0	0
<b>Tm-High Rebs</b>	0	0

## Career Highs

<b>Pts</b> .....	13 vs. Maine, 11/21/16
<b>Rebs</b> .....	8 vs. Maine, 11/21/16
<b>Blks</b> .....	4 vs. Alabama, 1/1/17
<b>Stls</b> .....	2 vs. Saint Peter's, 11/22/16
<b>Min</b> .....	25 vs. Saint Peter's, 11/22/16

## SEC Career Highs

<b>Pts</b> .....	12 vs. Vanderbilt, 2/16/17
<b>Rebs</b> .....	6 at Arkansas, 2/5/17
<b>Blks</b> .....	4 vs. Alabama, 1/1/17
<b>Stls</b> .....	1, 2x, last at Arkansas, 2/5/17
<b>Min</b> .....	24 vs. Georgia, 1/12/17

## 2016-17 Game-by-Game Stats

Opponent	Date	GS	MIN	FG-A	3FG-A	FT-A	Reb	A	TO	B	S	TP
at Ohio State	11/14	22	2-2	0-0	0-1	5	0	5	1	1	1	4
Hampton	11/20	17	4-9	0-0	0-0	7	2	0	2	1	1	8
Maine	11/21	24	5-8	0-0	3-5	8	2	0	0	0	13	
Saint Peter's	11/22	25	4-11	0-2	1-2	4	0	2	2	2	2	9
vs. Louisville	11/27	17	3-5	0-0	5-5	2	1	0	1	1	1	11
at Texas	12/1	18	1-4	0-0	0-1	4	2	0	0	0	2	2
at Duke	12/4	8	0-0	0-0	0-0	3	1	0	0	0	0	0
Minnesota	12/11	17	1-4	0-0	3-4	3	2	1	0	1	5	
Clemson	12/15	15	2-4	0-0	4-4	5	0	2	2	0	8	
UCLA	12/18	23	1-3	0-0	0-0	7	0	2	3	1	2	
at Sav. State	12/21	22	1-5	0-0	1-2	6	0	3	3	0	3	
Alabama	1/1	20	2-6	0-0	0-0	5	1	2	4	1	4	
at Auburn	1/5	15	1-2	0-0	0-0	4	0	1	2	0	2	
at Florida	1/8	16	3-7	0-0	1-2	3	0	1	0	0	7	
Georgia	1/12	*	24	0-4	0-0	0-0	2	0	3	0	0	0
at LSU	1/15	10	1-3	0-0	0-0	2	0	0	0	0	2	
Ole Miss	1/19	14	1-7	0-0	0-0	3	0	0	2	0	2	
Miss. State	1/23	1	0-0	0-0	0-0	0	0	0	0	0	0	0
at Georgia	1/26	3	0-0	0-0	0-0	0	0	1	0	0	0	0
Tennessee	1/30	5	0-0	0-0	0-0	1	0	0	0	0	0	0
at Kentucky	2/2	12	2-5	0-1	0-0	2	0	1	1	0	4	
at Arkansas	2/5	17	3-4	0-0	0-1	6	0	3	2	1	6	
Auburn	2/9	16	1-1	0-0	0-0	2	0	5	2	0	2	
at UConn	2/13	13	0-3	0-0	0-0	3	1	1	1	0	0	
Vanderbilt	2/16	19	5-5	0-0	2-4	1	0	0	2	0	12	
at Missouri	2/19	10	2-2	1-1	0-1	1	1	1	0	0	5	

## Career Stats at South Carolina

Year	GP	GS	Min	Avg	FG	FGA	Pct	3FG	FGA	Pct	FT	FTA	Pct	Off	Def	Tot	Avg	PF	FO	A	TO	Blk	Stl	Pts	Avg
2016-17	26	1	404	15.5	45	104	.433	1	4	.250	20	32	.625	31	58	89	3.4	39	2	13	34	30	9	111	4.3



# VICTORIA PATRICK

# #0

**5-9 • Fr. • Guard • Orlando, Fla. • Edgewater**  
**Major: Biology**

### This Season's Highlights

- Played in 18 games this season, including 10 of 14 SEC games
- Matched her season high with 15 minutes at Savannah State (Dec. 21)

### Prior to South Carolina

- Ranked as the No. 25 guard in the Class of 2016
- Helped team to 2014 state championship
- Earned First-Team All-Metro West and All-Area honors from the *Orlando Sentinel* in 2016
- Led team with 15.8 points per game as a senior, helping team to state semifinals

### Career Highs

**Pts** ..... 4, 2x, last at Savannah St., 12/21/16  
**Rebs** ..... 2, 4x, last vs. Vanderbilt, 2/16/17  
**3FGs** ..... 1, 7x, last at Arkansas, 2/5/17  
**Stls** ..... 2 vs. Saint Peter's, 11/22/16  
**Min.** 15, 2x, last at Savannah St., 12/21/16

### SEC Career Highs

**Pts** ..... 3, 3x, last at Arkansas, 2/5/17  
**Rebs** ..... 2, 2x, last vs. Vanderbilt, 2/16/17  
**3FGs** ..... 1, 2x, last at Arkansas, 2/5/17  
**Stls** ..... 1 vs. Alabama, 1/1/17  
**Min.** ..... 11 at LSU, 1/15/17

### 2016-17 Game-by-Game Stats

Opponent	Date	GS	MIN	FG-A	3FG-A	FTA	Reb	A	TO	B	S	TP
at Ohio State	11/14	1	0-0	0-0	0-0	0	0	0	0	0	0	0
Hampton	11/20	11	1-5	1-3	1-2	2	1	1	0	0	4	4
Maine	11/21	10	1-3	1-3	0-0	1	0	0	0	0	3	3
Saint Peter's	11/22	15	1-4	1-4	0-0	0	1	1	0	2	3	3
vs. Louisville	11/27	3	0-0	0-0	0-0	0	0	0	0	0	0	0
at Texas	12/1					— DNP —						
at Duke	12/4					— DNP —						
Minnesota	12/11	7	1-1	1-1	0-0	0	0	0	1	0	3	3
Clemson	12/15	4	0-1	0-0	0-0	0	0	0	0	0	0	0
UCLA	12/18					— DNP —						
at Sav. State	12/21	15	1-4	1-4	1-3	2	2	1	0	0	4	4
Alabama	1/1	10	1-2	0-1	1-2	2	0	0	0	1	3	3
at Auburn	1/5	4	1-2	1-2	0-0	0	0	0	0	0	3	3
at Florida	1/8	1	0-0	0-0	0-0	0	0	0	0	0	0	0
Georgia	1/12	4	0-0	0-0	0-0	0	0	0	1	0	0	0
at LSU	1/15	11	0-1	0-0	0-0	0	0	0	0	0	0	0
Ole Miss	1/19	2	0-1	0-1	0-0	1	0	0	0	0	0	0
Miss. State	1/23					— DNP —						
at Georgia	1/26					— DNP —						
Tennessee	1/30					— DNP —						
at Kentucky	2/2	2	0-1	0-1	0-0	0	0	0	0	0	0	0
at Arkansas	2/5	5	1-1	1-1	0-0	0	0	0	0	0	3	3
Auburn	2/9	6	0-0	0-0	0-0	0	0	0	0	0	0	0
at UConn	2/13					— DNP —						
Vanderbilt	2/16	6	0-2	0-1	0-2	2	0	0	0	0	0	0
at Missouri	2/19					— DNP —						

### Career Stats at South Carolina

Year	GP	GS	Min	Avg	FG	FGA	Pct	3FG	FGA	Pct	FT	FTA	Pct	Off	Def	Tot	Avg	PF	FO	A	TO	Blk	Stl	Pts	Avg
2016-17	18	0	117	6.5	8	28	.286	7	22	.318	3	9	.333	3	7	10	0.6	7	0	4	3	2	3	26	1.4



# A'JA WILSON

# #22

**6-5 • Jr. • Forward • Hopkins, S.C. • Heathwood Hall**  
**Major: Public Relations**

## Career Highlights

Rated No. 1 player in the nation by espnW  
 Wooden Award Late Season Top 20  
 Naismith Trophy Top 30 Watch List  
 USBWA Drysdale Midseason and Wade Watch Lists  
 Preseason All-America First Team (AP, espnW, Athlon, Lindy's, Sporting News)  
 Preseason SEC Player of the Year (Media, Coaches)  
 2016 Naismith, Wooden and Wade Trophy Finalist  
 2016 All-America First Team (AP, WBCA, USBWA, ESPN, Wooden Award)

2016 SEC Player of the Year (Coaches, AP)  
 2016 SEC Defensive Player of the Year (Coaches)  
 Two-time All-SEC First Team (2015, 2016)  
 2015 USA Basketball Female Athlete of the Year  
 2015 All-America (Third Team, AP; Hon. Men, WBCA)  
 2015 SEC Freshman of the Year (Coaches, AP)  
 2015 SEC All-Freshman Team  
 2014 Nat'l HS Player of the Year (WBCA, Naismith, Parade)  
 2014 McDonald's and Parade (HS) All-America

## Miscellaneous

	Season	Career
<b>Double-Double</b>	6	25
<b>30+ Points</b>	1	1
<b>20+ Points</b>	8	20
<b>10+ Points</b>	21	78
<b>10+ Rebounds</b>	6	26
<b>5+ Blocks</b>	1	8
<b>Tm-High Points</b>	14	44
<b>Tm-High Rebs.</b>	7	30
<b>Tm-High Assists</b>	3	4

## This Season's Highlights

- Selected to be a team captain
- Ranks 18th in the nation in field goal percentage and 32nd in blocks, ranking fourth and third in the SEC, respectively
- Among league top 10 in scoring (6th) and rebounding (10th) ... in league play, is second in blocked shots (2.2) and fifth in scoring (17.4) in conference play
- Scored Carolina's final nine points at Missouri (Feb. 19) to keep Gamecocks in it down the stretch ... finished with a team-high 23 points on 9-of-11 (.818) shooting
- Active on the defensive end against Vanderbilt (Feb. 16) with a career-best five steals, four of which yielded points
- Paced Carolina's offense early at #1/1 UConn (Feb. 13), reaching double figures less than 11 minutes into the game ... protected the rim with three blocks to help hold Huskies to a season-low 66 points
- Netted 13 of her 19 points at Georgia (Jan. 26) in the second half ... converted a layup with 7:35 left to spark Carolina's game-changing 18-5 fourth-quarter run that turned a four-point lead into a 17-point cushion late in the contest
- Had her way inside early against #4/4 Mississippi State (Jan. 23) with 16 first-half points on 7-of-8 shooting ... in second half, knocked down a tough turnaround jumper to extend lead late before converting two free throws to again push the advantage to three with two seconds to play

## 2016-17 Game-by-Game Stats

Opponent	Date	GS	MIN	FG-A	3FG-A	FTA	Reb	A	TO	B	S	TP
at Ohio State	11/14	*	16	1-3	0-0	3-6	3	0	3	3	0	5
Hampton	11/20	*	22	3-8	0-0	14-14	7	2	3	2	1	20
Maine	11/21	*	19	7-8	0-0	0-2	3	2	0	4	0	14
Saint Peter's	11/22	*	21	5-9	0-0	4-7	5	4	1	2	3	14
vs. Louisville	11/27	*	28	6-12	0-0	5-6	5	5	5	2	1	17
at Texas	12/1	*	38	12-18	0-0	7-11	12	0	4	4	3	31
at Duke	12/4	*	35	7-14	0-0	4-6	6	0	4	1	0	18
Minnesota	12/11	*	21	5-10	0-0	0-0	6	2	0	2	2	10
Clemson	12/15	*	31	9-17	0-0	2-4	10	4	1	2	0	20
UCLA	12/18	*	26	5-14	0-0	3-4	13	0	3	1	0	13
at Sav. State	12/21	*	23	8-10	0-0	2-4	3	1	1	1	1	18
Alabama	1/1	*	24	9-13	0-0	5-6	9	2	3	2	2	23
at Auburn	1/5	*	29	4-7	0-1	2-2	11	1	2	2	1	10
at Florida	1/8	*	29	8-14	0-0	7-10	13	2	2	3	1	23
Georgia	1/12											
at LSU	1/15											
Ole Miss	1/19	*	15	3-5	0-0	0-2	4	0	2	0	1	6
Miss. State	1/23	*	38	10-13	0-0	6-8	9	2	4	3	2	26
at Georgia	1/26	*	35	5-13	0-0	9-14	11	3	2	2	0	19
Tennessee	1/30	*	22	7-10	0-0	0-0	4	1	2	2	0	14
at Kentucky	2/2	*	33	8-14	0-0	4-5	9	3	3	5	0	20
at Arkansas	2/5	*	23	5-9	0-0	8-9	1	0	2	1	0	18
Auburn	2/9	*	29	8-11	0-0	1-2	6	1	1	2	0	17
at UConn	2/13	*	34	5-12	0-0	7-8	5	1	1	3	1	17
Vanderbilt	2/16	*	24	4-7	0-0	2-2	8	1	0	1	5	10
at Missouri	2/19	*	38	9-11	0-0	5-8	9	0	2	3	2	23

- Grabbed 11 of her 13 rebounds against #9/9 UCLA (Dec. 18) in the second half after limited first-half minutes due to foul trouble with eight of those coming in the fourth quarter to keep the Bruins at bay
- Dominant performance at #14/15 Texas (Dec. 1), delivering on both ends of the court with a career-high 31 points with nine in the fourth quarter, including two crucial putbacks that stifled any chance of a Longhorn comeback ... also effective on defensive end with a team-high four blocks and three steals
- Scored 11 of her team-high 17 points against #4/4 Louisville (Nov. 27) in first half to help build eight-point halftime lead ... also handed out career-best five assists
- Added two blocked shots to her 14 points against Saint Peter's (Nov. 22) to break the school record for career blocked shots

## Career Highs

<b>Pts</b> .....	31 at Texas, 12/1/16
<b>Rebs</b> .....	19 at Kentucky, 3/1/15
<b>Blks</b> .....	8, 2x, last vs. Texas A&M, 1/17/16
<b>Stls</b> .....	5 vs. Vanderbilt, 2/16/17
<b>Assts</b> .....	5 vs. Louisville, 11/27/16
<b>Min.</b> .....	39 at Texas A&M, 1/31/16

## SEC Career Highs

<b>Pts</b> .....	26, 2x, last vs. Miss. State, 1/23/17
<b>Rebs</b> .....	19 at Kentucky, 3/1/15
<b>Blks</b> .....	8, 2x, last vs. Texas A&M, 1/17/16
<b>Stls</b> .....	5 vs. Vanderbilt, 2/16/17
<b>Assts</b> .....	3, 6x, last at Kentucky, 2/2/17
<b>Min.</b> .....	39 at Texas A&M, 1/31/16

## Season Highs

<b>Pts</b> .....	31 at Texas, 12/1
<b>Rebs</b> .....	13, 2x, last at Florida, 1/18
<b>Blks</b> .....	5 at Kentucky, 2/2
<b>Stls</b> .....	5 vs. Vanderbilt, 2/16
<b>Assts</b> .....	5 vs. Louisville, 11/27
<b>Min.</b> .....	38, 3x, last at Missouri, 2/19

## Career Stats at South Carolina

Year	GP	GS	Min	Avg	FG	FGA	Pct	3FG	FGA	Pct	FT	FTA	Pct	Off	Def	Tot	Avg	PF	FO	A	TO	Blk	Stl	Pts	Avg
2014-15	37	1	734	19.8	177	329	.538	1	3	.333	131	198	.662	78	165	243	6.6	72	1	37	62	65	32	486	13.1
2015-16	33	32	895	27.1	205	386	.531	0	0	—	120	166	.723	88	199	287	8.7	78	1	47	74	103	27	530	16.1
2016-17	24	24	653	27.2	153	262	.584	0	1	.000	100	140	.714	64	108	172	7.2	54	1	37	51	53	26	406	16.9
<b>Career</b>	<b>94</b>	<b>57</b>	<b>2282</b>	<b>24.3</b>	<b>535</b>	<b>977</b>	<b>.548</b>	<b>1</b>	<b>4</b>	<b>.250</b>	<b>351</b>	<b>504</b>	<b>.696</b>	<b>230</b>	<b>472</b>	<b>702</b>	<b>7.5</b>	<b>204</b>	<b>3</b>	<b>121</b>	<b>187</b>	<b>221</b>	<b>85</b>	<b>1422</b>	<b>15.1</b>







Official Basketball Box Score - Game Totals - Final Statistics  
**Clemson vs #6/6 South Carolina**  
 12/15/16 7 p.m. at Columbia, S.C./Colonial Life Arena



**Clemson 61 • 8-2**

#	Player	Total		3-Ptr		Rebounds			PF	TP	A	TO	Blk	Stl	Min
		FG-FGA	FG-FGA	FT-FTA	Off	Def	Tot								
20	Sirah Diarra	f	1-2	0-0	0-0	1	4	5	4	2	1	3	1	0	28
24	Ivy Atkims	f	0-2	0-0	0-0	1	4	5	1	0	0	0	0	0	18
00	Nelly Perry	g	6-20	0-4	8-11	1	3	4	3	20	2	1	0	2	35
05	Danielle Edwards	g	5-12	0-1	1-2	3	1	4	3	11	1	1	1	1	35
33	Alexis Carter	g	5-13	0-1	0-0	0	2	2	3	10	0	2	0	0	28
03	Victoria Cardaci	g	2-3	2-3	1-2	1	1	2	2	7	0	1	0	0	21
12	Aliyah Collier	g	0-1	0-1	0-0	0	0	0	2	0	0	2	0	0	3
15	Jaia Alexander	g	2-8	0-1	7-8	1	4	5	2	11	1	1	0	2	30
32	Chyna Cotton	g	0-0	0-0	0-0	0	0	0	0	0	0	0	0	0	2
Team						3	0	3							
Totals			21-61	2-11	17-23	11	19	30	20	61	5	11	2	5	200

1st FG %:	7-15	46.7%	2nd:	5-15	33.3%	3rd:	3-15	20.0%	4th:	6-16	37.5%	Game:	21-61	34.4%	Deadball	
3FG %:	0-1	0.0%		1-3	33.3%		0-2	0.0%		1-5	20.0%		2-11	18.2%	Rebounds	
FT %:	2-2	100.0%		1-2	50.0%		9-10	90.0%		5-9	55.6%		17-23	73.9%		3

**#6/6 South Carolina 83 • 8-1**

#	Player	Total		3-Ptr		Rebounds			PF	TP	A	TO	Blk	Stl	Min
		FG-FGA	FG-FGA	FT-FTA	Off	Def	Tot								
22	WILSON, A'ja	f	9-17	0-0	2-4	4	6	10	2	20	4	1	2	0	31
41	COATES, Alaina	c	8-10	0-0	3-4	4	6	10	2	19	3	2	4	2	30
01	CUEVAS-MOORE, Bianca	g	1-3	1-3	1-2	0	2	2	1	4	2	1	0	1	26
03	DAVIS, Kaela	g	6-16	2-7	3-4	2	1	3	5	17	4	3	0	0	28
10	GRAY, Allisha	g	3-10	1-3	1-2	1	1	2	2	8	1	0	2	2	27
00	PATRICK, Victoria	g	0-1	0-0	0-0	0	0	0	1	0	0	0	0	0	4
04	CLINEY, Doniyah	g	2-4	0-0	3-5	3	6	9	1	7	1	1	0	1	19
12	BRADSHAW, Araion	g	0-0	0-0	0-0	1	0	1	1	0	0	0	0	0	9
25	DAVIS, Tiffany	g	0-2	0-1	0-0	0	0	0	1	0	0	0	0	0	4
21	HERBERT HARRIGAN,	g	2-4	0-0	4-4	1	4	5	2	8	0	2	2	0	15
52	HARRIS, Tyasha	g	0-0	0-0	0-0	0	1	1	1	0	0	2	0	0	7
Team						3	3	6							
Totals			31-67	4-14	17-25	19	30	49	19	83	18	13	11	6	200

1st FG %:	7-14	50.0%	2nd:	7-17	41.2%	3rd:	9-16	56.3%	4th:	8-20	40.0%	Game:	31-67	46.3%	Deadball	
3FG %:	2-4	50.0%		0-2	0.0%		1-2	50.0%		1-6	16.7%		4-14	28.6%	Rebounds	
FT %:	6-8	75.0%		2-6	33.3%		2-3	66.7%		7-8	87.5%		17-25	68.0%		6,2

Officials: Dee Kantner, Felicia Grinter, Roy Gulbeyan  
 Technical fouls: Clemson-None. #6/6 South Carolina-None.  
 Attendance: 11916

Score by periods	1st	2nd	3rd	4th	Total
Clemson	16	12	15	18	61
#6/6 South Carolina	22	16	21	24	83

	In	Off	2nd	Fast
Points	Paint	T/O	Chance	Break
CU	26	6	8	4
SC	50	10	21	13

Last FG - CU 4th-04:41, SC 4th-03:04.  
 Largest lead - CU by 2 1st-07:57, SC by 23 4th-01:52.  
 CU led for 01:05. SC led for 36:32. Game was tied for 02:23.

Score tied - 3 times.  
 Lead changed - 2 times.



Official Basketball Box Score - Game Totals - Final Statistics  
**#9/9 UCLA vs #6/6 South Carolina**  
 12/18/16 2 p.m. at Columbia, S.C./Colonial Life Arena



**#9/9 UCLA 57 • 8-2**

#	Player	Total		3-Ptr		Rebounds			PF	TP	A	TO	Blk	Stl	Min
		FG-FGA	FG-FGA	FT-FTA	Off	Def	Tot								
25	Billings, Monique	f	4-12	0-0	4-6	5	7	22	4	12	1	2	4	0	36
02	Korver, Kari	g	0-8	0-7	0-2	2	1	3	4	0	1	1	0	0	24
03	Canada, Jordin	g	6-20	0-2	3-5	2	3	5	5	15	4	3	0	1	33
22	Burke, Kennedy	g	5-14	2-7	1-2	2	0	2	2	13	0	2	2	1	25
23	Hayes, Kelli	g	3-9	0-0	0-0	3	1	4	2	6	0	1	0	1	30
00	Kornet, Nicole	g	1-9	1-8	1-2	1	2	3	4	3	0	0	0	3	25
04	Hearn, Ashley	g	1-2	0-0	0-0	0	1	1	3	2	0	0	0	1	8
20	Williams, Dominique	g	0-0	0-0	0-0	0	0	0	0	0	0	0	0	1	2
24	Hersler, Paulina	g	2-4	1-3	0-0	1	2	3	4	5	0	0	0	1	17
Team						2	2	4							
Totals			22-78	4-27	9-17	18	29	47	27	57	9	9	7	11	200

1st FG %:	5-20	25.0%	2nd:	5-19	26.3%	3rd:	5-19	26.3%	4th:	7-20	35.0%	Game:	22-78	28.2%	Deadball	
3FG %:	1-9	11.1%		1-5	20.0%		0-6	0.0%		2-7	28.6%		4-27	14.8%	Rebounds	
FT %:	0-2	0.0%		4-8	50.0%		2-3	66.7%		3-4	75.0%		9-17	52.9%		5,2

**#6/6 South Carolina 66 • 9-1**

#	Player	Total		3-Ptr		Rebounds			PF	TP	A	TO	Blk	Stl	Min
		FG-FGA	FG-FGA	FT-FTA	Off	Def	Tot								
22	WILSON, A'ja	f	5-14	0-0	3-4	5	8	13	2	13	0	3	1	0	26
41	COATES, Alaina	c	5-10	0-0	10-13	5	9	14	3	20	0	1	1	0	24
01	CUEVAS-MOORE, Bianca	g	4-14	1-1	1-2	1	4	5	3	10	1	4	0	0	23
03	DAVIS, Kaela	g	1-13	0-1	0-0	0	4	4	0	2	2	4	0	2	33
10	GRAY, Allisha	g	4-6	0-0	3-5	0	3	3	1	11	2	0	0	0	23
04	CLINEY, Doniyah	g	1-4	0-1	4-6	2	2	4	2	6	0	0	0	1	29
21	HERBERT HARRIGAN,	g	1-3	0-0	0-0	2	5	7	2	2	0	2	3	1	23
52	HARRIS, Tyasha	g	1-2	0-0	0-2	1	0	1	1	2	1	1	0	0	19
Team						1	2	3							
Totals			22-66	1-3	21-32	17	37	54	14	66	6	15	5	4	200

1st FG %:	2-15	13.3%	2nd:	7-16	43.8%	3rd:	10-20	50.0%	4th:	3-15	20.0%	Game:	22-66	33.3%	Deadball	
3FG %:	0-1	0.0%		1-1	100.0%		0-0	0.0%		0-1	0.0%		1-3	33.3%	Rebounds	
FT %:	2-6	33.3%		5-7	71.4%		3-6	50.0%		11-13	84.6%		21-32	65.6%		7,4

Officials: Bob Trammell, Laura Morris, Maj Forsberg  
 Technical fouls: #9/9 UCLA-TEAM. #6/6 South Carolina-None.  
 Attendance: 13367

Score by periods	1st	2nd	3rd	4th	Total
#9/9 UCLA	11	15	12	19	57
#6/6 South Carolina	6	20	23	17	66

	In	Off	2nd	Fast
Points	Paint	T/O	Chance	Break
UCLA	34	5	12	14
SC	40	5	19	8

Last FG - UCLA 4th-00:12, SC 4th-03:25.  
 Largest lead - UCLA by 7 1st-02:54, SC by 16 4th-02:02.  
 UCLA led for 17:45. SC led for 19:01. Game was tied for 03:14.

Score tied - 3 times.  
 Lead changed - 3 times.



Official Basketball Box Score - Game Totals - Final Statistics  
**#6/6 South Carolina vs Savannah State**  
 12/21/16 7 p.m. at Tiger Arena (Savannah, Ga.)



**#6/6 South Carolina 70 • 10-1**

#	Player	Total		3-Ptr		Rebounds			PF	TP	A	TO	Blk	Stl	Min
		FG-FGA	FG-FGA	FT-FTA	Off	Def	Tot								
22	WILSON, A'ja	f	8-10	0-0	2-4	1	2	3	0	18	1	1	1	1	23
41	COATES, Alaina	c	3-5	0-0	3-4	3	4	7	2	9	2	1	0	0	21
01	CUEVAS-MOORE, Bianca	g	1-4	1-2	0-0	0	3	3	1	3	5	0	0	2	19
03	DAVIS, Kaela	g	3-9	0-3	0-0	1	3	4	1	6	3	1	0	2	21
10	GRAY, Allisha	g	6-10	0-1	0-1	2	2	4	1	12	4	1	2	5	21
00	PATRICK, Victoria	g	1-4	1-4	1-3	0	2	2	0	4	2	1	0	0	15
04	CLINEY, Doniyah	g	1-2	0-0	1-2	3	4	7	1	3	0	2	0	1	21
12	BRADSHAW, Araion	g	1-4	0-2	0-0	0	1	1	2	2	1	0	0	1	15
21	HERBERT HARRIGAN,	g	1-5	0-0	1-2	3	3	6	0	3	0	3	3	0	22
52	HARRIS, Tyasha	g	5-9	0-1	0-0	1	4								





Official Basketball Box Score -- Game Totals -- Final Statistics  
**#5/5 South Carolina vs Auburn**  
 1/5/17 6:00 p.m. at Auburn Arena -- Auburn, Ala.



**#5/5 South Carolina 73 • 12-1, 2-0 SEC**

##	Player	Total			3-Ptr			Rebounds			PF	TP	A	TO	Blk	Stl	Min
		FG	FGA	FT	FTA	FG	FGA	FT	FTA	Off							
22	WILSON, A'ja	f	4-7	0-1	2-2	4	7	11	3	10	1	2	2	1	29		
41	COATES, Alaina	c	2-2	0-0	1-2	0	6	6	1	5	0	1	2	1	30		
03	DAVIS, Kaela	g	8-18	5-9	0-0	3	2	5	3	21	2	3	0	1	22		
10	GRAY, Allisha	g	2-7	1-5	0-0	2	2	4	2	5	2	5	0	0	23		
52	HARRIS, Tyasha	g	2-5	1-3	0-0	0	3	3	2	5	2	2	0	1	23		
00	PATRICK, Victoria	g	1-2	1-2	0-0	0	0	0	0	3	7	0	0	0	4		
01	CUEVAS-MOORE, Bianc	c	7-11	5-6	0-0	0	2	2	3	19	0	0	0	0	30		
04	CLINEY, Donyiah	g	1-1	1-1	0-0	1	0	1	0	3	6	1	0	0	21		
15	DAVIS, Tiffany	g	0-1	0-1	0-0	0	0	0	0	0	0	0	0	0	3		
21	HERBERT HARRIGAN,	g	1-2	0-0	0-0	1	3	4	5	2	0	1	2	0	15		
	Team					1	0	1									
	Totals		28-56	14-28	3-4	12	25	37	19	73	20	15	6	4	200		

1st - FG %: 11-22 50.0% 2nd: 4-7 57.1% 3rd: 7-13 53.8% 4th: 6-14 42.9% Game: 28-56 50.0% Deadball  
 3FG %: 7-12 58.3% 1-3 33.3% 3-8 37.5% 3-5 60.0% 14-28 50.0% Rebounds  
 FT %: 0-0 0.0% 3-4 75.0% 0-0 0.0% 0-0 0.0%

**Auburn 47 • 11-5, 1-1 SEC**

##	Player	Total			3-Ptr			Rebounds			PF	TP	A	TO	Blk	Stl	Min
		FG	FGA	FT	FTA	FG	FGA	FT	FTA	Off							
15	Jones,Jazmine	f	3-4	0-0	2-2	6	2	8	3	8	0	3	0	0	27		
23	Jones,Jessica	f	0-1	0-0	0-0	2	3	5	3	0	1	2	0	0	29		
10	Montgomery,Brandy	g	1-13	1-4	0-0	0	2	2	0	3	0	0	0	0	23		
13	Freking,Katie	g	6-17	1-5	3-4	0	1	2	2	16	1	2	0	1	33		
33	McKay,Janiah	g	3-12	0-2	1-3	1	2	3	0	7	2	1	0	0	30		
00	Alexander,Daisa	g	0-0	0-0	0-0	0	0	0	1	0	0	0	0	0	3		
03	Sanders,Erica	g	1-1	0-0	0-0	3	0	3	1	2	2	0	1	1	20		
05	Jones,Emari	g	0-1	0-1	2-2	0	0	0	0	2	0	0	0	0	7		
14	Lewis,Tiffany	g	2-8	1-5	4-4	1	1	2	0	9	0	1	0	0	18		
40	Dieng,Khady	g	0-1	0-1	0-0	0	3	3	1	0	0	2	0	2	10		
	Team					4	1	5									
	Totals		16-58	3-18	12-15	17	15	32	11	47	6	11	1	4	200		

1st - FG %: 2-13 15.4% 2nd: 7-16 43.8% 3rd: 6-17 35.3% 4th: 1-12 8.3% Game: 16-58 27.6% Deadball  
 3FG %: 0-3 0.0% 2-6 33.3% 1-3 33.3% 0-6 0.0% 3-18 16.7% Rebounds  
 FT %: 2-3 66.7% 3-4 75.0% 1-2 50.0% 6-6 100.0%

Officials: Lisa Mattingly, Brian Hall, Roy Gulbeyan  
 Technical fouls: #5/5 South Carolina-None. Auburn-None.  
 Attendance: 2144

Score by periods	1st	2nd	3rd	4th	Total
#5/5 South Carolina	29	12	17	15	73
Auburn	6	19	14	8	47

Points	In	Off	2nd	Fast	Bench
SC	22	9	9	4	27
AU	18	15	12	2	13

Last FG - SC 4th-00:15, AU 4th-07:48.  
 Largest lead - SC by 26 4th-05:32, AU None.  
 SC led for 39:40. AU led for 00:00. Game was tied for 00:20.

Score tied - 0 times.  
 Lead changed - 0 times.



Official Basketball Box Score -- Game Totals -- Final Statistics  
**#5/5 South Carolina vs Florida**  
 01/08/17 12 Noon ET at Gainesville, FL (Exactech Arena)



**#5/5 South Carolina 81 • 13-1, 3-0 SEC**

##	Player	Total			3-Ptr			Rebounds			PF	TP	A	TO	Blk	Stl	Min
		FG	FGA	FT	FTA	FG	FGA	FT	FTA	Off							
22	WILSON, A'ja	f	8-14	0-0	7-10	5	8	13	4	23	2	2	3	1	29		
41	COATES, Alaina	c	6-10	0-0	2-4	4	9	13	2	14	2	3	2	1	32		
03	DAVIS, Kaela	g	4-16	1-5	1-1	2	4	6	3	10	1	3	0	2	25		
10	GRAY, Allisha	g	6-10	4-7	2-2	3	3	6	5	18	2	0	1	4	27		
52	HARRIS, Tyasha	g	2-5	0-2	1-2	0	2	2	3	5	2	2	0	2	29		
00	PATRICK, Victoria	g	0-0	0-0	0-0	0	0	0	0	0	0	0	0	0	1		
01	CUEVAS-MOORE, Bianc	c	1-6	1-3	0-0	1	1	2	3	3	1	2	0	2	23		
04	CLINEY, Donyiah	g	0-1	0-1	1-2	1	0	1	0	1	0	1	0	1	15		
12	BRADSHAW, Araion	g	0-0	0-0	0-0	0	0	0	1	0	1	0	0	0	3		
21	HERBERT HARRIGAN,	g	3-7	0-0	1-2	1	2	3	1	7	0	1	0	0	16		
	Team					1	1	2									
	Totals		30-69	6-18	15-23	18	30	48	22	81	10	14	6	13	200		

1st - FG %: 7-17 41.2% 2nd: 8-17 47.1% 3rd: 7-16 43.8% 4th: 8-19 42.1% Game: 30-69 43.5% Deadball  
 3FG %: 2-5 40.0% 3-8 37.5% 1-1 100.0% 0-4 0.0% 6-18 33.3% Rebounds  
 FT %: 5-5 100.0% 7-11 63.6% 1-4 25.0% 2-3 66.7%

**Florida 62 • 9-7, 0-3 SEC**

##	Player	Total			3-Ptr			Rebounds			PF	TP	A	TO	Blk	Stl	Min
		FG	FGA	FT	FTA	FG	FGA	FT	FTA	Off							
01	Williams,Ronni	f	2-11	0-0	2-4	1	4	5	5	6	3	5	0	1	25		
44	Lorenzen,Haley	f	6-9	1-1	2-2	1	4	5	4	15	1	3	0	1	27		
20	Fleming,Tyshara	c	1-4	0-0	0-2	3	5	8	5	2	1	2	0	0	25		
00	Washington,Delicia	g	8-21	0-1	2-2	2	5	7	4	18	1	5	0	3	28		
11	Anderson,Dyandria	g	2-7	1-2	4-6	3	3	6	1	9	4	4	1	1	35		
15	Searcy,Sydney	g	1-3	0-1	0-0	1	0	1	1	2	0	1	0	0	13		
22	Morang,Sydney	g	1-3	1-2	0-0	0	0	0	2	3	0	0	0	0	13		
23	Copeland,Brooke	g	2-5	1-3	2-4	2	3	5	0	7	1	1	1	0	34		
	Team					2	3	5			1						
	Totals		23-63	4-10	12-20	15	27	42	22	62	11	22	2	6	200		

1st - FG %: 8-19 42.1% 2nd: 1-14 7.1% 3rd: 9-18 50.0% 4th: 5-12 41.7% Game: 23-63 36.5% Deadball  
 3FG %: 2-4 50.0% 0-0 0.0% 1-4 25.0% 1-2 50.0% 4-10 40.0% Rebounds  
 FT %: 1-4 25.0% 3-4 75.0% 3-6 50.0% 5-6 83.3%

Officials: Beverly Roberts, Brian Garland, Charlie Hust  
 Technical fouls: #5/5 South Carolina-None. Florida-None.  
 Attendance: 2232  
 UF#24 T.Fleming fouls out at 0:32.2(3), SC#10 A.Gray 5:08(4)  
 UF#01 R.Williams at 3:58(4)

Score by periods	1st	2nd	3rd	4th	Total
#5/5 South Carolina	21	26	16	18	81
Florida	19	5	22	16	62

Points	In	Off	2nd	Fast	Bench
SC	44	21	23	8	11
UF	34	14	15	6	12

Last FG - SC 4th-00:55, UF 4th-00:41.  
 Largest lead - SC by 23 2nd-00:00, UF by 4 1st-02:36.  
 SC led for 35:01. UF led for 03:27. Game was tied for 01:31.

Score tied - 3 times.  
 Lead changed - 6 times.



Official Basketball Box Score -- Game Totals -- Final Statistics  
**Georgia vs #5/5 South Carolina**  
 01/12/17 7 p.m. at Columbia, S.C./Colonial Life Arena



**Georgia 63 • 10-7 (2-2 SEC)**

##	Player	Total			3-Ptr			Rebounds			PF	TP	A	TO	Blk	Stl	Min
		FG	FGA	FT	FTA	FG	FGA	FT	FTA	Off							
04	Caliya Robinson	f	6-10	1-1	1-2	2	8	10	3	14	1	3	2	1	21		
33	Mackenzie Ingram	f	3-11	3-5	2-4	1	4	5	4	11	1	2	0	0	24		
11	Pachis Roberts	g	8-13	1-2	0-0	3	5	8	4	17	2	2	1	2	37		
12	Haley Clark	g	2-4	0-0	3-6	0	2	2	2	7	8	4	0	1	40-		
24	Simone Costa	g	0-1	0-1	0-0	0	1	1	1	0	0	0	0	0	11		
01	Shanea Armbrister	g	2-8	1-4	2-2	1	4	5	2	7	4	0	0	0	29		
02	Stephanie Paul	g	3-7	1-2	0-0	2	0	2	3	7	0	3	1	0	15		
23	Halle Washington	g	0-3	0-0	0-0	0	4	4	3	0	3	4	0	0	23		
	Team					2	1	3									
	Totals		24-57	7-15	8-14	11	29	40	22	63	19	18	4	4	200		

1st - FG %: 3-16 18.8% 2nd: 8-16 50.0% 3rd: 4-10 40.0% 4th: 9-15 60.0% Game: 24-57 42.1% Deadball  
 3FG %: 1-4 25.0% 2-3 66.7% 1-2 50.0% 3-6 50.0% 7-15 46.7% Rebounds  
 FT %: 0-0 0.0% 2-2 100.0% 4-8 50.0% 2-4 50.0% 8-14 57.1%

**#5/5 South Carolina 66 • 14-1 (4-0 SEC)**

##	Player	Total			3-Ptr			Rebounds			PF	TP	A	TO	Blk	Stl	Min
		FG	FGA	FT	FTA	FG	FGA	FT	FTA	Off							
21	HERBERT HARRIGAN,	f	0-4	0-0	0-0	1	1	2	0	0	0	3	0	0	25		
41	COATES, Alaina	c	4-7	0-0	4-6	4	7	11	4	12	1	0	0	2	30		
03	DAVIS, Kaela	g	1-10	0-2	2-2	0	3	3	2	4	2	2	0	3	27		
10	GRAY, Allisha	g	4-11	1-3	5-6	3	4	7	2	14	1	1	0	1	26		
52	HARRIS, Tyasha	g	3-8	3-7	2-2	1	3	4	3	11	3	2	0	4	31		
00	PATRICK, Victoria	g	0-0	0-0	0-0	0	0	0	0	0	0	0	0	0	4		
01	CUEVAS-MOORE, Bianc	c	10-17	2-5	3-6	0	2	2	2	25	3	2	0	2	36		
04	CLINEY, Donyiah	g	0-3	0-1	0-0	1	3	4	1	0	1	1	0	1	21		
	Team					0	1	1									
	Totals		22-60	6-18	16-22	10	24	34	14	66	11	11	1	13	200		

1st - FG %: 8-18 44.4% 2nd: 1-12 8.3% 3rd: 6-13 46.2% 4th: 7-17 41.2% Game: 22-60 36.7% Deadball  
 3FG %: 2-6 33.3% 1-4 25.0% 2-5 40.0% 1-3 33.3% 6-18



Official Basketball Box Score - Game Totals - Final Statistics  
Ole Miss vs #5/5 South Carolina  
01/19/17 7 p.m. at Columbia, S.C./Colonial Life Arena



Ole Miss 46 • 13-6 (2-4 SEC)

#	Player	Total		3-Ptr		Rebounds		PF	TP	A	TO	Blk	Stl	Min
		FG	FGA	FG	FGA	FT	FTA							
11	Joseph, Shequila	f	2-8	0-2	1-2	1	5	6	4	5	3	3	1	30
50	Manuel, Taylor	f	6-11	0-0	1-4	0	5	5	2	13	3	2	2	33
5	Sisk, Erika	g	2-8	1-3	0-0	0	2	2	0	5	1	3	0	30
23	Sesson, Shandricka	g	4-12	0-2	3-4	2	5	7	4	11	2	1	0	29
44	Lewis, Torri	g	2-2	1-1	0-0	0	0	0	3	5	0	0	0	18
01	Glover, Bree	g	1-2	0-1	0-2	0	0	0	0	2	0	0	0	6
01	Muhate, Cecilia	g	0-0	0-0	0-0	0	0	0	0	0	0	0	0	1
20	Muhammad, Madinah	g	0-1	0-0	0-0	0	2	2	1	0	0	2	0	5
24	Hart, Bretta	g	0-3	0-0	0-0	1	1	2	1	0	0	2	0	6
25	Alston, Alissa	g	2-5	0-0	1-2	1	3	4	2	5	3	4	0	32
32	Rodgers, Kate	g	0-0	0-0	0-0	0	0	0	1	0	0	0	0	1
42	Gibson, Shelby	g	0-0	0-0	0-0	0	2	2	2	0	0	1	0	7
	Team					0	1	1						
	Totals		19-52	2-9	6-14	5	26	31	20	46	12	18	3	200

1st - FG %: 5-14 35.7% 2nd: 4-12 33.3% 3rd: 5-11 45.5% 4th: 5-15 33.3% Game: 19-52 36.5% Deadball Rebounds 6  
3FG %: 1-1 100.0% 0-2 0.0% 0-4 0.0% 1-2 50.0% 2-9 22.2%  
FT %: 0-0 0.0% 3-4 75.0% 3-8 37.5% 0-2 0.0% 0-2 0.0% 6-14 42.9%

#5/5 South Carolina 65 • 16-1 (6-0 SEC)

#	Player	Total		3-Ptr		Rebounds		PF	TP	A	TO	Blk	Stl	Min
		FG	FGA	FG	FGA	FT	FTA							
22	WILSON, A'ja	f	3-5	0-0	0-2	2	2	4	1	6	0	2	0	15
41	COATES, Alaina	c	6-10	0-0	3-4	3	12	15	3	15	2	1	3	30
03	DAVIS, Kaela	g	3-11	1-2	7-8	1	0	1	1	14	0	1	0	29
10	GRAY, Allisha	g	4-8	0-1	3-4	2	3	5	1	11	4	3	1	30
52	HARRIS, Tyasha	g	2-3	0-1	0-0	0	4	4	0	4	5	2	1	32
01	PATRICK, Victoria	g	0-1	0-1	0-0	0	1	1	0	0	0	0	0	2
01	CUEVAS-MOORE, Bianc	g	2-6	1-2	2-2	1	1	2	1	7	0	3	0	26
04	CLINEY, Doniyah	g	2-6	0-2	0-2	1	1	2	3	4	1	1	0	20
12	BRADSHAW, Araion	g	0-0	0-0	2-2	0	0	0	1	2	0	0	0	2
21	HERBERT HARRIGAN,	g	1-7	0-0	0-0	2	1	3	1	2	0	0	2	14
	Team					0	4	4						
	Totals		23-57	2-9	17-24	12	29	41	12	65	12	14	5	200

1st - FG %: 7-19 36.8% 2nd: 6-14 42.9% 3rd: 5-10 50.0% 4th: 5-14 35.7% Game: 23-57 40.4% Deadball Rebounds 3,1  
3FG %: 0-0 0.0% 1-4 25.0% 0-1 0.0% 1-4 25.0% 2-9 22.2%  
FT %: 6-6 100.0% 4-6 66.7% 4-6 66.7% 3-6 50.0% 17-24 70.8%

Officials: Lisa Mattingly, Douglas Knight, Eric Koch  
Technical fouls: Ole Miss-None. #5/5 South Carolina-None.  
Attendance: 12518

Score by periods	1st	2nd	3rd	4th	Total
Ole Miss	11	11	13	11	46
#5/5 South Carolina	20	17	14	14	65

Points	In	Off	2nd	Fast	Bench
OM	30	6	4	6	7
SC	38	22	14	6	15

Last FG - OM 4th-00:14, SC 4th-01:00.  
Largest lead - OM by 2 1st-08:52, SC by 21 4th-00:29.  
OM led for 00:59. SC led for 38:35. Game was tied for 00:16.  
Score tied - 2 times.  
Lead changed - 2 times.



Official Basketball Box Score - Game Totals - Final Statistics  
#4/4 Mississippi St. vs #5/5 South Carolina  
01/23/17 7 p.m. at Columbia, S.C./Colonial Life Arena



#4/4 Mississippi St. 61 • 20-1 (6-1 SEC)

#	Player	Total		3-Ptr		Rebounds		PF	TP	A	TO	Blk	Stl	Min
		FG	FGA	FG	FGA	FT	FTA							
03	Breanna Richardson	f	6-12	0-0	0-1	4	3	7	1	12	2	4	0	29
45	Chinwe Okorie	c	2-5	0-0	0-0	7	3	10	5	4	1	1	1	15
00	Dominique Dillingham	g	3-8	3-4	0-0	2	0	2	3	9	3	0	1	31
02	Morgan William	g	2-11	0-2	0-0	0	2	2	4	4	6	1	0	34
35	Victoria Vivians	g	4-16	2-7	2-5	1	2	3	12	1	3	1	0	29
01	Blair Schaefer	g	0-3	0-2	0-0	0	0	0	0	0	0	0	0	6
04	Ameshya Williams	g	0-0	0-0	0-0	0	1	1	0	0	0	0	0	3
11	Roshunda Johnson	g	3-4	1-1	1-1	1	2	3	0	8	2	0	0	14
13	Ketara Chapel	g	0-1	0-0	0-0	0	1	1	2	0	1	0	0	11
25	Taira McCowan	g	5-5	0-0	0-2	3	0	3	5	10	0	0	0	18
15	Zion Campbell	g	1-1	0-0	0-0	0	0	0	0	2	0	0	0	4
	Team					1	1	2						
	Totals		26-66	6-16	3-9	19	15	34	23	61	16	9	3	200

1st - FG %: 7-22 31.8% 2nd: 9-13 69.2% 3rd: 5-17 29.4% 4th: 5-14 35.7% Game: 26-66 39.4% Deadball Rebounds 2  
3FG %: 2-6 33.3% 1-1 100.0% 2-4 50.0% 1-5 20.0% 6-16 37.5%  
FT %: 0-0 0.0% 0-5 0.0% 1-1 100.0% 2-3 66.7%

#5/5 South Carolina 64 • 17-1 (7-0 SEC)

#	Player	Total		3-Ptr		Rebounds		PF	TP	A	TO	Blk	Stl	Min
		FG	FGA	FG	FGA	FT	FTA							
22	WILSON, A'ja	f	10-13	0-0	6-8	2	7	9	2	26	2	4	3	38
41	COATES, Alaina	c	3-5	0-0	3-4	2	10	12	3	9	3	2	1	31
03	DAVIS, Kaela	g	1-9	0-6	2-2	0	0	0	3	4	1	2	0	29
10	GRAY, Allisha	g	5-9	2-3	5-8	3	4	7	3	17	1	1	0	38
52	HARRIS, Tyasha	g	1-3	1-3	2-2	0	1	1	3	5	3	4	1	35
01	CUEVAS-MOORE, Bianc	g	0-3	0-1	2-2	1	0	1	2	2	0	1	0	21
04	CLINEY, Doniyah	g	0-0	0-0	1-2	0	0	0	1	1	0	0	0	7
21	HERBERT HARRIGAN,	g	0-0	0-0	0-0	0	0	0	0	0	0	0	0	1
	Team					1	2	3						
	Totals		20-42	3-13	21-28	9	24	33	17	64	10	14	5	200

1st - FG %: 6-12 50.0% 2nd: 4-6 66.7% 3rd: 5-12 41.7% 4th: 5-12 41.7% Game: 20-42 47.6% Deadball Rebounds 5,1  
3FG %: 0-4 0.0% 0-1 0.0% 3-5 60.0% 0-3 0.0% 3-13 23.1%  
FT %: 3-3 100.0% 5-7 71.4% 8-12 66.7% 5-6 83.3%

Officials: Dee Kantner, Tina Napier, Bryan Enterline  
Technical fouls: #4/4 Mississippi St.-None. #5/5 South Carolina-None.  
Attendance: 13210

Score by periods	1st	2nd	3rd	4th	Total
#4/4 Mississippi St.	16	19	13	13	61
#5/5 South Carolina	15	13	21	15	64

Points	In	Off	2nd	Fast	Bench
MS	32	12	13	4	20
SC	32	13	15	2	3

Last FG - MS 4th-01:25, SC 4th-00:25.  
Largest lead - MS by 9 2nd-00:24, SC by 4 3rd-05:38.  
MS led for 21:56. SC led for 10:55. Game was tied for 07:09.  
Score tied - 8 times.  
Lead changed - 5 times.



Official Basketball Box Score - Game Totals - Final Statistics  
#5/4 South Carolina vs Georgia  
1/26/17 7 p.m. ET at Athens, Ga. (Stegeman Coliseum)



#5/4 South Carolina 62 • 18-1, 8-0 SEC

#	Player	Total		3-Ptr		Rebounds		PF	TP	A	TO	Blk	Stl	Min
		FG	FGA	FG	FGA	FT	FTA							
22	WILSON, A'ja	f	5-13	0-0	9-14	4	7	11	1	19	3	2	2	35
41	COATES, Alaina	c	0-5	0-0	1-4	6	7	13	4	1	0	0	4	28
03	DAVIS, Kaela	g	2-11	2-6	2-6	0	3	3	3	8	1	1	0	28
10	GRAY, Allisha	g	7-11	1-2	3-5	1	3	4	2	18	1	2	2	36
52	HARRIS, Tyasha	g	0-5	0-2	0-0	0	0	0	4	0	2	0	0	25
01	CUEVAS-MOORE, Bianc	g	3-7	0-3	0-0	0	6	6	0	6	1	2	0	19
04	CLINEY, Doniyah	g	2-3	1-1	2-2	1	3	4	0	7	1	1	0	19
12	BRADSHAW, Araion	g	1-2	1-2	0-0	0	0	0	0	3	1	0	0	7
21	HERBERT HARRIGAN,	g	0-0	0-0	0-0	0	0	0	1	0	0	1	0	3
	Team					3	1	4						
	Totals		20-57	5-16	17-31	15	30	45	15	62	10	10	8	200

1st - FG %: 5-16 31.3% 2nd: 3-16 18.8% 3rd: 3-11 27.3% 4th: 9-14 64.3% Game: 20-57 35.1% Deadball Rebounds 7  
3FG %: 1-4 25.0% 0-5 0.0% 2-4 50.0% 2-3 66.7% 5-16 31.3%  
FT %: 0-0 0.0% 6-9 66.7% 5-14 35.7% 6-8 75.0%

Georgia 44 • 10-10, 2-5 SEC

#	Player	Total		3-Ptr		Rebounds		PF	TP	A	TO	Blk	Stl	Min	
		FG	FGA	FG	FGA	FT	FTA								Off
04	Caliya Robinson	f	0-6	0-1	0-0	2	5	7	5	0	2	0	3	0	28
33	Mackenzie Ingram	f	4-9	0-3	2-3	1	1	2	4	10	2	2	0	3	35
03	Shanea Armbrister	g	3-8	0-0	0-0	0	4	4	0	6	0	1	0	15	
11	Pachis Roberts	g	4-12	1-5	1-2	2	4	6	1	10	1	3	0	40	
12	Haley Clark	g	4-6	0-0	0-0	0	5	5	2	8	3	4	0	37	
03	Stephanie Paul	g	3-9	0-1	0-2	1	5	6	4	6	1	3	0	25	
23	Halle Washington	g	2-4	0-0	0-1	1	2	3	4	4	0	3	1	17	
24	Simone Costa	g	0-0	0-0	0-0	0	0	0	1	0	0	2	1	0	3
	Team					2	3	5							
	Totals		20-54	1-10	3-8	9	29	38	21	44	9	18	5	4	200

1st - FG %: 3-11 27.3% 2nd: 4-14 28.6% 3rd: 7-14 50.0% 4th: 6-15 40.0% Game: 20-54 37.0% Deadball Rebounds 0  
3FG %: 0-1 0.0% 0-3 0.0% 0-2 0.0% 1-4 25.0% 1-10 10.0%  
FT %: 0-0 0.0% 1-1 100.0% 1-3 33.3% 1-4 25.0% 3-8 37.5%



Official Basketball Box Score - Game Totals - Final Statistics  
**#4/6 South Carolina vs #25/- Kentucky**  
 02/02/17 7:02 pm at Memorial Coliseum - Lexington, KY



**#4/6 South Carolina 75 • 19-2, 9-1**

#	Player	Total		3-Ptr		Rebounds			PF	TP	A	TO	Blk	Stl	Min
		FG-FGA	FT-FTA	FG-FGA	FT-FTA	Off	Def	Tot							
22	WILSON, A'ja	f	8-14	0-0	4-5	4	5	9	2	20	3	3	5	0	33
41	COATES, Alaina	c	8-9	0-0	4-5	2	16	18	4	20	1	4	1	0	30
03	DAVIS, Kaela	g	3-10	1-4	0-0	0	2	2	3	7	0	3	0	3	26
10	GRAY, Alisha	g	3-6	2-5	3-3	2	3	5	0	11	2	1	1	3	28
52	HARRIS, Tyasha	g	2-5	2-4	1-2	0	1	1	1	7	5	2	0	0	27
00	PATRICK, Victoria	g	0-1	0-1	0-0	0	0	0	0	0	0	0	0	0	2
01	CUEVAS-MOORE, Bianc	c	1-5	1-3	0-0	0	0	0	3	3	2	1	0	0	22
04	CLINEY, Doniyah	g	1-1	1-1	0-0	0	1	1	2	3	6	1	0	1	17
12	BRADSHAW, Araion	g	0-0	0-0	0-0	0	0	0	1	0	0	1	0	0	3
21	HERBERT HARRIGAN, Team		2-5	0-1	0-0	0	2	2	2	4	0	1	1	0	12
	Totals		28-56	7-19	12-15	10	30	40	18	75	19	17	8	7	200

1st-FG %: 7-17 41.2% 2nd: 8-15 53.3% 3rd: 6-11 54.5% 4th: 7-13 53.8% Game: 28-56 50.0% 3FG %: 2-5 40.0% 3-6 50.0% 1-3 33.3% 1-5 20.0% 7-19 36.8% 12-15 80.0% 1-2 50.0% FT %: 4-6 66.7% 3-3 100.0% 2-3 66.7% 3-3 100.0% 2-3 66.7%

**#25/- Kentucky 63 • 15-8, 6-4**

#	Player	Total		3-Ptr		Rebounds			PF	TP	A	TO	Blk	Stl	Min
		FG-FGA	FT-FTA	FG-FGA	FT-FTA	Off	Def	Tot							
13	Akhatov, Evelyn	f	3-7	0-0	1-2	3	4	7	1	7	0	4	0	2	34
45	Rice, Alyssa	f	3-5	0-0	4-5	2	0	2	3	10	0	1	0	0	22
04	Morris, Maci	g	4-16	2-7	4-4	0	1	1	5	14	2	2	0	0	22
24	Murray, Taylor	g	1-4	0-0	0-0	2	2	4	2	2	5	3	0	2	38
25	Epps, Makayla	g	8-22	2-4	5-7	2	7	9	2	23	1	2	0	0	36
20	Poffenberger, Paige	g	0-0	0-0	0-0	0	0	0	0	0	0	0	0	0	1
22	Cann, Makenzie	g	2-7	2-7	0-0	2	1	3	1	6	0	0	0	0	26
32	Roper, Jaide	g	0-1	0-1	1-2	0	1	1	1	1	1	1	0	1	13
	Team					1	1	2							
	Totals		21-62	6-19	15-20	12	17	29	15	63	9	14	0	5	200

1st-FG %: 7-16 43.8% 2nd: 2-15 13.3% 3rd: 5-16 31.3% 4th: 7-15 46.7% Game: 21-62 33.9% 3FG %: 1-4 25.0% 1-4 25.0% 2-4 50.0% 2-7 28.6% 6-19 31.6% 2-4 50.0% FT %: 0-0 0.0% 3-5 60.0% 5-6 83.3% 7-9 77.8%

Officials: Lisa Mattingly, Jesse Dickerson, Roy Gulbeyan  
 Technical fouls: #4/6 South Carolina-COATES, Alaina. #25/- Kentucky-None.  
 Attendance: 5533

Score by periods	1st	2nd	3rd	4th	Total
#4/6 South Carolina	20	22	15	18	75
#25/- Kentucky	15	8	17	23	63

	Points	In	Off	2nd	Fast
Paint	34	15	11	2	10
SC	15	8	10	4	7
UK	19	10	9	4	7

Last FG - SC 4th-00:24, UK 4th-00:51.  
 Largest lead - SC by 27 3rd-02:51, UK by 1 1st-08:44.  
 SC led for 36:22. UK led for 01:17. Game was tied for 02:21.



Official Basketball Box Score - Game Totals - Final Statistics  
**#4/6 South Carolina vs Arkansas**  
 02/05/17 1 p.m. at Fayetteville, Ark. (Bud Walton Arena)



**#4/6 South Carolina 79 • 20-2, 10-1 SEC**

#	Player	Total		3-Ptr		Rebounds			PF	TP	A	TO	Blk	Stl	Min
		FG-FGA	FT-FTA	FG-FGA	FT-FTA	Off	Def	Tot							
22	WILSON, A'ja	f	5-9	0-0	8-9	1	0	1	3	18	0	2	1	0	23
41	COATES, Alaina	c	8-11	0-0	2-2	5	14	19	3	18	4	1	1	2	30
03	DAVIS, Kaela	g	4-11	2-6	0-0	1	3	3	2	10	2	1	0	1	27
10	GRAY, Alisha	g	4-9	2-5	0-0	2	2	4	2	10	4	0	0	2	25
52	HARRIS, Tyasha	g	1-2	0-0	2-2	0	1	1	0	4	5	0	0	1	20
00	PATRICK, Victoria	g	1-1	1-1	0-0	0	0	0	0	3	0	0	0	0	5
01	CUEVAS-MOORE, Bianc	c	2-5	0-1	6-6	0	2	2	0	10	0	0	0	0	22
04	CLINEY, Doniyah	g	0-4	0-1	0-0	4	1	5	1	0	1	3	0	3	24
12	BRADSHAW, Araion	g	0-2	0-0	0-0	1	2	3	0	0	1	1	0	0	7
21	HERBERT HARRIGAN, Team		3-4	0-0	0-1	2	4	6	2	6	0	3	2	1	17
	Totals		28-58	5-14	18-20	16	30	46	13	79	17	12	4	10	200

1st-FG %: 8-16 50.0% 2nd: 9-17 52.9% 3rd: 6-11 54.5% 4th: 5-14 35.7% Game: 28-58 48.3% 3FG %: 2-4 50.0% 1-4 25.0% 1-2 50.0% 5-14 35.7% FT %: 3-4 75.0% 3-3 100.0% 10-10 100.0% 2-3 66.7% 18-20 90.0%

**Arkansas 49 • 13-10, 2-8 SEC**

#	Player	Total		3-Ptr		Rebounds			PF	TP	A	TO	Blk	Stl	Min
		FG-FGA	FT-FTA	FG-FGA	FT-FTA	Off	Def	Tot							
00	JACKSON, JESSICA	f	1-11	0-5	0-0	2	3	5	3	2	0	1	0	0	24
10	WILLIAMS, KIARA	f	1-3	0-0	2-2	1	2	3	4	0	0	0	0	0	26
22	ZIMMERMAN, BAILEY	f	1-4	1-4	4-4	0	2	2	1	7	0	0	0	0	22
03	MONK, MALICA	g	1-10	0-1	0-0	2	3	5	4	2	2	2	1	2	32
04	MASON, JAILYN	g	1-7	1-4	0-0	0	1	1	1	3	4	2	0	0	19
12	WILSON, AALIYAH	g	6-13	3-7	1-2	1	0	1	1	16	2	4	0	0	25
04	SWENSON, KEIRYN	g	3-8	0-4	0-0	3	1	4	2	6	1	2	0	0	22
20	STOUT, SYDNEY	g	0-0	0-0	0-0	0	0	0	0	0	0	0	0	0	2
04	COSPER, DEVIN	g	1-5	1-4	0-0	1	1	2	1	3	1	1	0	0	13
35	COOLEY, ALECIA	g	3-4	0-0	0-0	2	2	4	1	6	0	0	0	0	15
	Team					3	0	3							
	Totals		18-65	6-29	7-8	15	15	30	17	49	10	13	1	4	200

1st-FG %: 4-18 22.2% 2nd: 7-19 36.8% 3rd: 2-12 16.7% 4th: 5-16 31.3% Game: 18-65 27.7% 3FG %: 2-7 28.6% 0-4 0.0% 1-8 12.5% 3-10 30.0% 6-29 20.7% FT %: 0-0 0.0% 1-2 50.0% 4-4 100.0% 2-2 100.0% 7-8 87.5%

Officials: Cameron Inouye, Douglas Knight, Laura C Morris  
 Technical fouls: #4/6 South Carolina-None. Arkansas-None.  
 Attendance: 1650  
 Estimated Actual Attendance: 919

Score by periods	1st	2nd	3rd	4th	Total
#4/6 South Carolina	21	22	23	13	79
Arkansas	10	15	9	15	49

	Points	In	Off	2nd	Fast
Paint	48	22	15	9	19
SC	18	15	15	2	31
AR	30	17	15	9	31

Last FG - SC 4th-00:43, AR 4th-02:59.  
 Largest lead - SC by 33 4th-07:53, AR None.  
 SC led for 38:35. AR led for 00:00. Game was tied for 01:25.



Official Basketball Box Score - Game Totals - Final Statistics  
**Auburn vs #6/6 South Carolina**  
 02/09/17 7 p.m. at Columbia, S.C./Colonial Life Arena



**Auburn 41 • 15-10 (5-6 SEC)**

#	Player	Total		3-Ptr		Rebounds			PF	TP	A	TO	Blk	Stl	Min
		FG-FGA	FT-FTA	FG-FGA	FT-FTA	Off	Def	Tot							
15	Jones, Jazmine	f	0-2	0-0	1-2	2	1	3	2	1	1	1	1	2	19
23	Jones, Jessica	f	2-7	0-0	0-0	3	1	4	2	4	1	1	0	2	33
10	Montgomery, Brandy	g	0-5	0-3	0-0	2	0	2	0	0	0	1	0	1	23
13	Frerking, Katie	g	5-10	2-3	2-2	0	1	1	0	14	5	1	1	1	27
33	McKay, Janiah	g	1-6	1-2	0-0	0	0	0	0	3	1	0	0	0	15
00	Alexander, Daisa	g	0-1	0-1	0-0	0	1	1	0	0	0	1	0	0	7
01	Johnson, Tyra	g	4-9	2-5	0-0	0	1	1	1	10	0	1	0	1	19
03	Sanders, Erica	g	0-0	0-0	0-0	1	1	2	4	0	1	1	0	0	15
05	Jones, Emari	g	1-5	1-3	1-2	0	0	0	1	4	1	1	1	1	18
14	Lewis, Tiffany	g	1-1	1-1	2-2	0	0	0	0	5	0	1	0	0	15
40	Dieng, Khady	g	0-1	0-0	0-0	0	1	1	0	0	0	0	0	0	9
	Team					2	4	6							
	Totals		14-47	7-18	6-8	10	11	21	11	41	10	10	3	8	200

1st-FG %: 4-16 25.0% 2nd: 2-12 16.7% 3rd: 3-12 25.0% 4th: 5-7 71.4% Game: 14-47 29.8% 3FG %: 1-3 33.3% 1-6 16.7% 2-5 40.0% 3-4 75.0% 7-18 38.9% FT %: 0-0 0.0% 2-2 100.0% 1-2 50.0% 3-4 75.0%

**#6/6 South Carolina 60 • 21-2 (11-1 SEC)**

#	Player	Total		3-Ptr		Rebounds			PF	TP	A	TO	Blk	Stl	Min
		FG-FGA	FT-FTA	FG-FGA	FT-FTA	Off	Def	Tot							
22	WILSON, A'ja	f	8-11	0-0	1-2	4	2	6	1	17	1	1	2	0	29
41	COATES, Alaina														



Official Basketball Box Score -- Game Totals -- Final Statistics  
**Vanderbilt vs #6/5 South Carolina**  
 02/16/17 7 p.m. at Columbia, S.C./Colonial Life Arena



**Vanderbilt 51 • 12-14 (2-11 SEC)**

##	Player	Total		3-Ptr		Rebounds			PF	TP	A	TO	Blk	Stl	Min			
		FG	FGA	FG	FGA	FT	FTA	Off								Def	Tot	
00	Overbeck, Kayla	f	3	8	0	0	0	0	2	2	4	6	0	1	1	0	29	
21	Whalen, Erin	f	0	6	0	3	2	2	0	2	2	5	2	1	0	0	1	22
22	Webb, Marqu'es	f	2	5	0	0	1	2	3	9	12	5	5	1	3	0	0	31
23	Spears, Minta	g	2	3	1	2	5	6	2	1	3	4	10	1	1	0	0	25
35	Clemons-Green, Kalei	g	1	5	0	2	0	0	0	3	3	4	2	1	4	0	0	22
01	Dahlman, Rebekah		2	6	2	6	0	0	0	1	1	3	6	0	2	0	0	14
03	Bell, Rachel		0	4	0	1	0	0	0	2	2	0	0	1	3	0	0	8
30	Carter, Lealea		1	12	0	2	7	10	4	2	6	1	9	2	2	0	0	24
33	Reed, Christa		1	4	1	2	8	8	1	2	3	2	11	0	3	0	1	25
<b>Team</b>																		
<b>Totals</b>			<b>12</b>	<b>53</b>	<b>4</b>	<b>18</b>	<b>23</b>	<b>28</b>	<b>15</b>	<b>26</b>	<b>41</b>	<b>28</b>	<b>51</b>	<b>7</b>	<b>20</b>	<b>1</b>	<b>2</b>	<b>200</b>

1st - FG %: 2-10 20.0%    2nd: 4-12 33.3%    3rd: 5-15 33.3%    4th: 1-16 6.3%    Game: 12-53 22.6%    Deadball  
 3FG %: 1-2 50.0%    1-4 25.0%    2-5 40.0%    0-7 0.0%    4-18 22.2%    Rebounds  
 FT %: 1-2 50.0%    11-12 91.7%    4-4 100.0%    7-10 70.0%    23-28 82.1%    5,2

**#6/5 South Carolina 82 • 22-3 (12-1 SEC)**

##	Player	Total		3-Ptr		Rebounds			PF	TP	A	TO	Blk	Stl	Min			
		FG	FGA	FG	FGA	FT	FTA	Off								Def	Tot	
22	WILSON, A'ja	f	4	7	0	0	2	2	2	6	8	1	10	1	0	1	5	24
41	COATES, Alaina	c	6	9	0	0	3	6	2	5	7	2	15	2	2	3	1	29
03	DAVIS, Kaela	g	6	14	1	5	2	4	3	2	5	2	15	3	0	0	1	27
10	GRAY, Alisha	g	4	8	0	3	3	6	2	0	2	2	11	5	2	1	1	22
52	HARRIS, Tyasha	g	4	10	1	2	0	0	0	2	2	0	9	1	0	0	3	27
00	PATRICK, Victoria		0	2	0	1	0	2	1	1	2	3	0	0	0	0	0	6
01	CUEVAS-MOORE, Bianca		2	8	1	4	2	3	0	1	1	3	7	3	0	0	1	21
04	CLINEY, Doniyah		1	2	0	1	0	2	1	4	5	2	2	3	1	0	0	14
12	BRADSHAW, Araion		0	0	0	1	2	0	0	0	0	1	1	1	0	0	0	6
15	DAVIS, Tiffany		0	2	0	0	0	0	1	1	2	0	0	0	0	0	0	5
21	HERBERT HARRIGAN,		5	5	0	0	2	4	0	1	1	3	12	0	0	2	0	19
<b>Team</b>																		
<b>Totals</b>			<b>32</b>	<b>67</b>	<b>3</b>	<b>18</b>	<b>15</b>	<b>31</b>	<b>12</b>	<b>25</b>	<b>37</b>	<b>19</b>	<b>82</b>	<b>19</b>	<b>5</b>	<b>7</b>	<b>12</b>	<b>200</b>

1st - FG %: 10-21 47.6%    2nd: 9-17 52.9%    3rd: 6-14 42.9%    4th: 7-15 46.7%    Game: 32-67 47.8%    Deadball  
 3FG %: 1-6 16.7%    2-3 66.7%    0-3 0.0%    0-6 0.0%    3-18 16.7%    Rebounds  
 FT %: 2-5 40.0%    3-5 60.0%    4-7 57.1%    6-14 42.9%    15-31 48.4%    11,1

Officials: Cameron Inouye, William L. Smith, Douglas Knight  
 Technical fouls: Vanderbilt-None. #6/5 South Carolina-None.  
 Attendance: 13089

Score by periods	1st	2nd	3rd	4th	Total
Vanderbilt	6	20	16	9	<b>51</b>
#6/5 South Carolina	23	23	16	20	<b>82</b>

Last FG - VANDY 4th-03:58, SC 4th-02:24.  
 Largest lead - VANDY None, SC by 33 4th-04:20.  
 VANDY led for 00:00. SC led for 38:50. Game was tied for 01:10.

Points	In	Off	2nd	Fast	Bench
VANDY	10	7	18	6	26
SC	50	24	9	18	22

Score tied - 0 times.  
 Lead changed - 0 times.



Official Basketball Box Score -- Game Totals -- Final Statistics  
**#6/5 South Carolina vs Mizzou**  
 02/19/17 2 p.m. at Mizzou Arena



**#6/5 South Carolina 60 • 22-4, 12-2**

##	Player	Total		3-Ptr		Rebounds			PF	TP	A	TO	Blk	Stl	Min			
		FG	FGA	FG	FGA	FT	FTA	Off								Def	Tot	
03	DAVIS, Kaela	*	2	11	0	6	2	2	0	3	3	2	6	2	7	0	1	29
10	GRAY, Alisha	*	5	13	1	6	2	5	2	2	4	4	13	3	1	0	3	34
22	WILSON, A'ja	*	9	11	0	0	5	8	5	4	9	1	23	0	2	3	2	38
41	COATES, Alaina	*	1	1	0	0	0	0	0	3	3	5	2	1	2	0	0	20
52	HARRIS, Tyasha	*	1	4	0	1	0	0	0	3	3	2	2	1	0	0	1	23
01	CUEVAS-MOORE, Bianca		0	6	0	3	6	6	0	0	0	1	6	1	1	0	3	27
04	CLINEY, Doniyah		1	3	1	1	0	0	0	0	0	3	3	0	0	0	2	18
15	DAVIS, Tiffany		0	0	0	0	0	0	0	0	0	0	0	0	0	0	0	1
21	HERBERT HARRIGAN,		2	2	1	1	0	0	1	0	1	1	5	1	1	0	0	10
<b>Team</b>																		
<b>Totals</b>			<b>21</b>	<b>51</b>	<b>3</b>	<b>18</b>	<b>15</b>	<b>22</b>	<b>8</b>	<b>18</b>	<b>36</b>	<b>19</b>	<b>60</b>	<b>9</b>	<b>14</b>	<b>3</b>	<b>12</b>	<b>200</b>

1st - FG %: 5-14 35.7%    2nd: 4-12 33.3%    3rd: 8-13 61.5%    4th: 4-12 33.3%    Game: 21-51 41.2%    Deadball  
 3FG %: 0-7 0.0%    2-4 50.0%    0-3 0.0%    1-4 25.0%    3-18 16.7%    Rebounds  
 FT %: 0-1 0.0%    10-11 90.9%    2-3 66.7%    3-7 42.9%    15-22 68.2%    3,1

**Mizzou 62 • 19-9, 9-5**

##	Player	Total		3-Ptr		Rebounds			PF	TP	A	TO	Blk	Stl	Min			
		FG	FGA	FG	FGA	FT	FTA	Off								Def	Tot	
01	DOTY, Lianna	*	3	4	1	1	0	0	1	2	3	4	7	1	6	0	1	35
03	CUNNINGHAM, Sophie	*	10	16	1	3	5	6	2	5	7	3	26	5	5	0	0	35
04	PORTER, Cierra	*	3	7	1	3	3	5	2	8	10	3	10	2	3	0	2	35
11	CUNNINGHAM, Lindsey	*	0	3	0	2	0	0	0	0	0	2	0	1	1	0	0	15
24	MICHAELIS, Sierra	*	5	12	1	6	0	0	0	4	4	3	11	0	3	0	3	37
02	ROUNDTREE, Jordan		0	0	0	0	0	0	0	0	0	0	0	0	0	0	0	0
10	CHAVIS, Jordan		0	0	0	0	0	0	0	0	0	2	0	0	1	0	0	7
13	SCHUCHTS, Hannah		1	2	1	1	0	0	0	2	2	2	3	0	1	1	0	15
23	SMITH, Amber		2	5	1	2	0	0	3	4	7	4	5	1	1	0	0	21
<b>Team</b>																		
<b>Totals</b>			<b>24</b>	<b>49</b>	<b>6</b>	<b>18</b>	<b>8</b>	<b>11</b>	<b>8</b>	<b>26</b>	<b>34</b>	<b>23</b>	<b>62</b>	<b>10</b>	<b>21</b>	<b>1</b>	<b>6</b>	<b>200</b>

1st - FG %: 6-15 40.0%    2nd: 4-9 44.4%    3rd: 8-14 57.1%    4th: 6-11 54.5%    Game: 24-49 49.0%    Deadball  
 3FG %: 3-7 42.9%    1-4 25.0%    0-3 0.0%    2-4 50.0%    6-18 33.3%    Rebounds  
 FT %: 0-0 0.0%    2-2 100.0%    2-2 100.0%    4-7 57.1%    8-11 72.7%    1,1

Officials: Bryan Enterline, Metta Roberts, Luis Gonzalez  
 Technical fouls: #6/5 South Carolina-None. Mizzou-None.  
 Attendance: 5789

Score by periods	1st	2nd	3rd	4th	Total
#6/5 South Carolina	10	20	18	12	<b>60</b>
Mizzou	15	11	18	18	<b>62</b>

Points	In	Off	2nd	Fast	Bench
SC	32	26	7	4	14
MU	30	19	11	4	8

Last FG - SC 4th-01:24, MU 4th-00:01.  
 Largest lead - SC by 10 3rd-06:06, MU by 5 1st-00:09.  
 SC led for 17:47. MU led for 15:20. Game was tied for 06:53.

Score tied - 13 times.  
 Lead changed - 14 times.



**2016-17 South Carolina Basketball**  
**South Carolina Game-by-Game Highs (as of Feb 19, 2017)**  
**All games**



Opponent	Date	Score	Points	Rebounds	Assists	Steals	Blocked shots
at #7/6 Ohio State	11/14/16	92-80	37-DAVIS, Kaela	13-COATES, Alaina	5-DAVIS, Kaela	3-DAVIS, Kaela	3-WILSON, A'ja
HAMPTON	11/20/16	92-38	28-COATES, Alaina	16-COATES, Alaina	5-DAVIS, Kaela	2-CUEVAS-MOORE, GRAY, Allisha CLINEY, Donyiah BRADSHAW, Araion	2-HERBERT HARRI COATES, Alaina WILSON, A'ja
MAINE	11/21/16	79-42	14-WILSON, A'ja	14-COATES, Alaina	4-CLINEY, Donyiah	2-CLINEY, Donyiah CUEVAS-MOORE,	4-WILSON, A'ja
SAINT PETER'S	11/22/16	93-38	16-COATES, Alaina	8-GRAY, Allisha CLINEY, Donyiah	5-GRAY, Allisha	5-CUEVAS-MOORE,	2-HERBERT HARRI WILSON, A'ja
vs #4/4 Louisville	11/27/16	83-59	17-COATES, Alaina GRAY, Allisha WILSON, A'ja	14-COATES, Alaina	6-HARRIS, Tyasha	4-COATES, Alaina	2-WILSON, A'ja
at #14/15 Texas	12/01/16	76-67	31-WILSON, A'ja	12-WILSON, A'ja	2-HERBERT HARRI CUEVAS-MOORE,	3-WILSON, A'ja HARRIS, Tyasha	4-WILSON, A'ja
at Duke	12/04/16	63-74	18-WILSON, A'ja	6-DAVIS, Kaela GRAY, Allisha WILSON, A'ja	6-GRAY, Allisha	2-DAVIS, Kaela CUEVAS-MOORE,	2-COATES, Alaina
MINNESOTA	12/11/16	98-58	22-DAVIS, Kaela	11-COATES, Alaina	7-GRAY, Allisha	2-WILSON, A'ja GRAY, Allisha CUEVAS-MOORE,	4-COATES, Alaina
CLEMSON	12/15/16	83-61	20-WILSON, A'ja	10-WILSON, A'ja COATES, Alaina	4-CUEVAS-MOORE, WILSON, A'ja DAVIS, Kaela	2-COATES, Alaina GRAY, Allisha	4-COATES, Alaina
#9/9 UCLA	12/18/16	66-57	20-COATES, Alaina	14-COATES, Alaina	2-GRAY, Allisha DAVIS, Kaela	2-DAVIS, Kaela	3-HERBERT HARRI
at Savannah State	12/21/16	70-30	18-WILSON, A'ja	7-COATES, Alaina CLINEY, Donyiah	5-CUEVAS-MOORE,	5-GRAY, Allisha	3-HERBERT HARRI
ALABAMA	01/01/17	93-45	23-WILSON, A'ja	11-COATES, Alaina	6-HARRIS, Tyasha	3-COATES, Alaina	4-HERBERT HARRI
at Auburn	01/05/17	73-47	21-DAVIS, Kaela	11-WILSON, A'ja	7-CUEVAS-MOORE,	1-WILSON, A'ja HARRIS, Tyasha COATES, Alaina DAVIS, Kaela	2-HERBERT HARRI WILSON, A'ja COATES, Alaina
at Florida	01/08/17	81-62	23-WILSON, A'ja	13-COATES, Alaina WILSON, A'ja	2-COATES, Alaina WILSON, A'ja GRAY, Allisha HARRIS, Tyasha	4-GRAY, Allisha	3-WILSON, A'ja
GEORGIA	01/12/17	66-63	25-CUEVAS-MOORE,	11-COATES, Alaina	3-HARRIS, Tyasha CUEVAS-MOORE,	4-HARRIS, Tyasha	1-PATRICK, Victoria
at LSU	01/15/17	84-61	24-COATES, Alaina	11-COATES, Alaina	3-DAVIS, Kaela CUEVAS-MOORE, HARRIS, Tyasha	3-CLINEY, Donyiah	3-GRAY, Allisha
OLE MISS	01/19/17	65-46	15-COATES, Alaina	15-COATES, Alaina	5-HARRIS, Tyasha	3-COATES, Alaina	2-HERBERT HARRI
#4/4 MISSISSIPPI ST.	01/23/17	64-61	26-WILSON, A'ja	12-COATES, Alaina	3-COATES, Alaina HARRIS, Tyasha	2-WILSON, A'ja GRAY, Allisha	3-WILSON, A'ja
at Georgia	01/26/17	62-44	19-WILSON, A'ja	13-COATES, Alaina	3-WILSON, A'ja	3-COATES, Alaina	4-COATES, Alaina
TENNESSEE	01/30/17	74-76	18-CUEVAS-MOORE,	9-COATES, Alaina	6-HARRIS, Tyasha	2-CLINEY, Donyiah	2-WILSON, A'ja
at #25/- Kentucky	02/02/17	75-63	20-COATES, Alaina WILSON, A'ja	18-COATES, Alaina	6-CLINEY, Donyiah	3-GRAY, Allisha DAVIS, Kaela	5-WILSON, A'ja
at Arkansas	02/05/17	79-49	18-WILSON, A'ja COATES, Alaina	19-COATES, Alaina	5-HARRIS, Tyasha	3-CLINEY, Donyiah	2-HERBERT HARRI
AUBURN	02/09/17	60-41	17-WILSON, A'ja	9-COATES, Alaina	6-GRAY, Allisha	3-HARRIS, Tyasha	2-HERBERT HARRI HARRIS, Tyasha WILSON, A'ja
at #1/1 UConn	02/13/17	55-66	17-WILSON, A'ja	15-COATES, Alaina	4-COATES, Alaina	2-HARRIS, Tyasha GRAY, Allisha	3-WILSON, A'ja
VANDERBILT	02/16/17	82-51	15-DAVIS, Kaela COATES, Alaina	8-WILSON, A'ja	5-GRAY, Allisha	5-WILSON, A'ja	3-COATES, Alaina
at Mizzou	02/19/17	60-62	23-WILSON, A'ja	9-WILSON, A'ja	3-GRAY, Allisha	3-GRAY, Allisha CUEVAS-MOORE,	3-WILSON, A'ja



**2016-17 South Carolina Basketball**  
**South Carolina Points-Rebounds-Assists (as of Feb 19, 2017)**  
**All games**



Opponent	Date	Score	00		01		03		04		10		12		15	
			PATRICK,VI	CUEVAS-MOO	DAVIS,KAE	CLINEY,DON	GRAY,ALLIS	BRADSHAW,A	DAVIS,TIFF							
at #7/6 Ohio State	11/14/16	92-80	w	0-0-0	9-2-2	37-10-5	0-1-0	24-7-3	0-0-0	0-0-0						
HAMPTON	11/20/16	92-38	w	4-2-1	4-1-1	3-7-5	2-1-0	16-1-4	0-1-1	4-2-0						
MAINE	11/21/16	79-42	w	3-1-0	7-1-2	10-3-3	4-4-4	10-3-3	0-0-1	2-2-1						
SAINT PETER'S	11/22/16	93-38	w	3-0-1	11-3-3	14-3-3	3-8-1	13-8-5	3-0-1	0-3-1						
vs #4/4 Louisville	11/27/16	83-59	w	0-0-0	4-1-3	13-8-1	3-4-0	17-3-0	0-0-0	1-2-0						
at #14/15 Texas	12/01/16	76-67	w	DNP	7-0-2	12-3-1	0-0-0	8-4-0	DNP	DNP						
at Duke	12/04/16	63-74	L	DNP	9-2-2	14-6-2	0-0-0	11-6-6	DNP	0-1-0						
MINNESOTA	12/11/16	98-58	w	3-0-0	6-2-1	22-3-4	6-8-3	18-5-7	3-2-2	0-1-0						
CLEMSON	12/15/16	83-61	w	0-0-0	4-2-4	17-3-4	7-9-1	8-2-1	0-1-1	0-0-0						
#9/9 UCLA	12/18/16	66-57	w	DNP	10-5-1	2-4-2	6-4-0	11-3-2	DNP	DNP						
at Savannah State	12/21/16	70-30	w	4-2-2	3-3-5	6-4-3	3-7-0	12-4-4	2-1-1	DNP						
ALABAMA	01/01/17	93-45	w	3-2-0	9-1-1	16-3-2	1-5-1	7-2-2	1-3-2	3-0-0						
at Auburn	01/05/17	73-47	w	3-0-0	19-2-7	21-5-2	3-1-6	5-4-2	DNP	0-0-0						
at Florida	01/08/17	81-62	w	0-0-0	3-2-1	10-6-1	1-1-0	18-6-2	0-0-0	DNP						
GEORGIA	01/12/17	66-63	w	0-0-0	25-2-3	4-3-2	0-4-1	14-7-1	DNP	DNP						
at LSU	01/15/17	84-61	w	0-0-0	17-2-3	8-2-3	3-1-0	21-5-2	3-1-0	DNP						
OLE MISS	01/19/17	65-46	w	0-1-0	7-2-0	14-1-0	4-2-1	11-5-4	2-0-0	DNP						
#4/4 MISSISSIPPI ST.	01/23/17	64-61	w	DNP	2-1-0	4-0-1	1-0-0	17-7-1	DNP	DNP						
at Georgia	01/26/17	62-44	w	DNP	6-6-1	8-3-1	7-4-1	18-4-1	3-0-1	DNP						
TENNESSEE	01/30/17	74-76	L	DNP	18-3-0	15-2-0	0-1-0	14-8-1	0-0-0	DNP						
at #25/- Kentucky	02/02/17	75-63	w	0-0-0	3-0-2	7-2-0	3-1-6	11-5-2	0-0-0	DNP						
at Arkansas	02/05/17	79-49	w	3-0-0	10-2-0	10-3-2	0-5-1	10-4-4	0-3-1	DNP						
AUBURN	02/09/17	60-41	w	0-0-0	0-1-0	11-0-5	2-1-1	9-3-6	0-1-0	DNP						
at #1/1 UConn	02/13/17	55-66	L	DNP	11-4-0	3-2-0	0-0-0	7-2-2	DNP	DNP						
VANDERBILT	02/16/17	82-51	w	0-2-0	7-1-3	15-5-3	2-5-3	11-2-5	1-0-1	0-2-0						
at Mizzou	02/19/17	60-62	L	DNP	6-0-1	6-3-2	3-0-0	13-4-3	DNP	0-0-0						

Opponent	Date	Score	21		22		41		52	
			HERBERT HA	WILSON,A'J	COATES,ALA	HARRIS,TYA				
at #7/6 Ohio State	11/14/16	92-80	w	4-5-0	5-3-0	10-13-3	3-0-3			
HAMPTON	11/20/16	92-38	w	8-7-2	20-7-2	28-16-1	3-2-2			
MAINE	11/21/16	79-42	w	13-8-2	14-3-2	12-14-0	4-2-3			
SAINT PETER'S	11/22/16	93-38	w	9-4-0	14-5-4	16-7-2	7-0-1			
vs #4/4 Louisville	11/27/16	83-59	w	11-2-1	17-5-5	17-14-1	0-0-6			
at #14/15 Texas	12/01/16	76-67	w	2-4-2	31-12-0	6-7-0	10-1-0			
at Duke	12/04/16	63-74	L	0-3-1	18-6-0	8-5-2	3-1-1			
MINNESOTA	12/11/16	98-58	w	5-3-2	10-6-2	16-11-2	9-1-6			
CLEMSON	12/15/16	83-61	w	8-5-0	20-10-4	19-10-3	0-1-0			
#9/9 UCLA	12/18/16	66-57	w	2-7-0	13-13-0	20-14-0	2-1-1			
at Savannah State	12/21/16	70-30	w	3-6-0	18-3-1	9-7-2	10-5-1			
ALABAMA	01/01/17	93-45	w	4-5-1	23-9-2	19-11-1	7-1-6			
at Auburn	01/05/17	73-47	w	2-4-0	10-11-1	5-6-0	5-3-2			
at Florida	01/08/17	81-62	w	7-3-0	23-13-2	14-13-2	5-2-2			
GEORGIA	01/12/17	66-63	w	0-2-0	DNP	12-11-1	11-4-3			
at LSU	01/15/17	84-61	w	2-2-0	DNP	24-11-2	6-4-3			
OLE MISS	01/19/17	65-46	w	2-3-0	6-4-0	15-15-2	4-4-5			
#4/4 MISSISSIPPI ST.	01/23/17	64-61	w	0-0-0	26-9-2	9-12-3	5-1-3			
at Georgia	01/26/17	62-44	w	0-0-0	19-11-3	1-13-0	0-0-2			
TENNESSEE	01/30/17	74-76	L	0-1-0	14-4-1	7-9-2	6-1-6			
at #25/- Kentucky	02/02/17	75-63	w	4-2-0	20-9-3	20-18-1	7-1-5			
at Arkansas	02/05/17	79-49	w	6-6-0	18-1-0	18-19-4	4-1-5			
AUBURN	02/09/17	60-41	w	2-2-0	17-6-1	16-9-1	3-2-4			
at #1/1 UConn	02/13/17	55-66	L	0-3-1	17-5-1	10-15-4	7-2-3			
VANDERBILT	02/16/17	82-51	w	12-1-0	10-8-1	15-7-2	9-2-1			
at Mizzou	02/19/17	60-62	L	5-1-1	23-9-0	2-3-1	2-3-1			



**2016-17 South Carolina Basketball**  
**South Carolina Team Game-by-Game Comparison (as of Feb 19, 2017)**  
**All games**



Opponent	1st	2nd	Score	Mar	Total FG	FG Pct	3-Pointers	3FG Pct	Free Throws	FT Pct	Rebounds	Assist	T/Over	Block	Steal	Fouls	
#7/6 Ohio State	44/39	48/41	92-80	+12	31-64/28-70	.484/.400	4-11/7-27	.364/.259	26-41/17-24	.634/.708	48/36	+12	16/10	17/17	5/5	9/2	22/29
HAMPPTON	53/26	39/12	92-38	+54	29-70/14-58	.414/.241	6-21/4-15	.286/.267	28-35/6-12	.800/.500	50/36	+14	19/9	9/24	8/3	12/3	12/26
MAINE	43/19	36/23	79-42	+37	33-59/15-56	.559/.268	3-14/5-22	.214/.227	10-16/7-9	.625/.778	42/27	+15	21/9	10/13	5/2	7/4	11/15
SAINT PETERS	64/21	29/17	93-38	+55	37-66/16-54	.561/.296	10-24/4-20	.417/.200	9-17/7-2	.529/1000	44/24	+20	22/6	13/22	7/1	17/11	4/14
#4/4 Louisville	37/29	46/30	83-59	+24	27-60/23-60	.450/.383	5-17/6-18	.294/.333	24-31/7-10	.774/.700	46/29	+17	17/14	13/17	6/9	7/3	19/27
#14/15 Texas	33/30	43/37	76-67	+9	22-52/28-68	.423/.412	2-10/4-13	.200/.308	30-40/7-14	.750/.500	37/40	(3)	5/13	13/17	6/9	10/5	18/29
Duke	29/36	34/38	63-74	(11)	24-57/30-60	.421/.500	6-23/5-12	.261/.417	9-14/9-11	.643/.818	33/30	+3	14/8	19/16	3/3	6/14	11/15
MINNESOTA	57/27	41/31	98-58	+40	36-72/18-63	.528/.286	16-33/10-32	.485/.313	6-10/12-18	.600/.667	45/38	+7	29/12	11/14	9/3	9/6	17/17
CLEMSON	38/28	45/33	83-61	+22	31-67/21-61	.463/.344	4-14/2-11	.286/.182	17-25/17-23	.680/.739	49/30	+19	18/5	13/11	11/2	6/5	19/20
#9/9 UCLA	26/26	40/31	66-57	+9	22-66/22-78	.333/.282	1-3/4-27	.333/.148	21-32/9-17	.656/.529	54/47	+7	6/9	15/9	5/7	4/11	14/27
Savannah State	39/12	31/18	70-30	+40	30-62/11-51	.484/.216	2-13/3-15	.154/.200	8-16/5-5	.500/1000	50/25	+25	19/3	10/16	6/1	12/7	9/9
ALABAMA	41/22	52/23	93-45	+48	34-64/16-59	.531/.271	6-16/4-16	.375/.250	19-26/9-12	.731/.750	44/27	+17	18/9	14/22	10/4	12/6	18/21
Auburn	41/25	32/22	73-47	+26	28-56/16-58	.500/.276	14-28/3-18	.500/.167	3-4/12-15	.750/.800	37/32	+5	20/6	15/11	6/1	4/4	19/11
Florida	47/24	34/38	81-62	+19	30-69/23-63	.435/.365	6-18/4-10	.333/.400	15-23/12-20	.652/.600	48/42	+6	10/11	14/22	6/2	13/6	22/22
GEORGIA	30/27	36/36	66-63	+3	22-60/24-57	.367/.421	6-18/7-15	.333/.467	16-22/8-14	.727/.571	34/40	(6)	11/19	11/18	1/4	13/4	14/22
LSU	49/36	35/25	84-61	+23	29-51/26-60	.569/.433	5-12/1-6	.417/.167	21-26/8-16	.808/.500	31/30	+1	13/8	16/18	4/1	12/8	15/19
OLE MISS	37/22	28/24	65-46	+19	23-57/19-52	.404/.365	2-9/2-9	.222/.222	17-24/6-14	.708/.429	41/31	+10	12/12	14/18	5/3	8/6	12/20
#4/4 MISSISSIPPI ST.	28/35	36/26	64-61	+3	20-42/26-66	.476/.394	3-13/6-16	.231/.375	21-28/3-9	.750/.333	33/34	(1)	10/16	14/9	5/3	5/8	17/23
Georgia	23/15	39/29	62-44	+18	20-57/20-54	.351/.370	5-16/1-10	.313/.100	17-31/3-8	.548/.375	45/38	+7	10/9	10/18	8/5	10/4	15/21
TENNESSEE	36/39	38/37	74-76	(2)	28-61/29-59	.459/.492	5-14/3-8	.357/.375	13-17/15-21	.765/.714	36/28	+8	10/14	13/9	2/2	5/7	21/15
#25/- Kentucky	42/23	33/40	75-63	+12	28-56/21-62	.500/.339	7-19/6-19	.368/.316	12-15/15-20	.800/.750	40/29	+11	19/9	17/14	8/0	7/5	18/15
Arkansas	43/25	36/24	79-49	+30	28-58/18-65	.483/.277	5-14/6-29	.357/.207	18-20/7-8	.900/.875	46/30	+16	17/10	12/13	4/1	10/4	13/17
AUBURN	29/16	31/25	60-41	+19	25-44/14-47	.568/.298	5-14/7-18	.357/.389	5-8/6-8	.625/.750	30/21	+9	18/10	14/10	7/3	3/8	10/11
#1/1 UConn	29/35	26/31	55-66	(11)	20-57/26-63	.351/.413	6-21/4-17	.286/.235	9-14/10-10	.643/1000	36/38	(2)	11/20	17/12	5/2	6/8	18/17
VANDERBILT	46/26	36/25	82-51	+31	32-67/12-53	.478/.226	3-18/4-18	.167/.222	15-31/23-28	.484/.821	37/41	(4)	19/7	5/20	7/1	12/2	19/28
Mizzou	30/26	30/36	60-62	(2)	21-51/24-49	.412/.490	3-18/6-18	.167/.333	15-22/8-11	.682/.727	26/34	(8)	9/10	14/21	3/1	12/6	19/23

Note: Game totals are displayed in the format TEAM/OPPONENT for each category



**2016-17 South Carolina Basketball**  
**South Carolina Combined Team Statistics (as of Feb 14, 2017)**  
**vs. Ranked**



<b>RECORD:</b>	<b>OVERALL</b>	<b>HOME</b>	<b>AWAY</b>	<b>NEUTRAL</b>
ALL GAMES	6-1	2-0	3-1	1-0
CONFERENCE	2-0	1-0	1-0	0-0
NON-CONFERENCE	4-1	1-0	2-1	1-0

#	Player	gp-gs	min	avg	Total		3-Point		F-Throw		Rebounds			pf	dq	a	to	blk	stl	pts	avg			
					fg-fga	fg%	3fg-fga	3fg%	ft-fa	ft%	off	def	tot											
22	WILSON, A'ja	7-7	213	30.4	47-86	.547	0-0	.000	35-48	.729	19	37	56	8.0	19	1	11	23	21	7	129	18.4		
10	GRAY, Alisha	7-7	222	31.7	34-65	.523	7-20	.350	20-31	.645	8	23	31	4.4	16	0	10	9	2	9	95	13.6		
41	COATES, Alaina	7-7	203	29.0	29-48	.604	0-0	.000	34-47	.723	29	64	93	13.3	23	0	12	15	7	4	92	13.1		
03	DAVIS, Kaela	7-7	203	29.0	24-79	.304	11-32	.344	19-22	.864	4	25	29	4.1	18	0	10	25	0	11	78	11.1		
01	CUEVAS-MOORE, Bia	7-4	143	20.4	15-52	.288	5-15	.333	11-14	.786	4	9	13	1.9	17	0	10	10	0	7	46	6.6		
52	HARRIS, Tyasha	7-3	193	27.6	10-34	.294	4-21	.190	10-16	.625	2	4	6	0.9	11	0	21	9	1	5	34	4.9		
21	HERBERT HARRIGAN	7-0	106	15.1	9-22	.409	0-1	.000	5-7	.714	7	16	23	3.3	10	0	4	9	7	3	23	3.3		
04	CLINEY, Doniyah	7-0	93	13.3	2-8	.250	1-3	.333	8-14	.571	4	6	10	1.4	11	0	6	4	0	2	13	1.9		
15	DAVIS, Tiffany	2-0	10	5.0	0-1	.000	0-1	.000	1-2	.500	0	2	2	1.0	0	0	0	0	0	0	1	0.5		
12	BRADSHAW, Araion	3-0	8	2.7	0-1	.000	0-0	.000	0-0	.000	0	0	0	0.0	1	0	0	1	0	0	0	0.0		
00	PATRICK, Victoria	3-0	6	2.0	0-1	.000	0-1	.000	0-0	.000	0	0	0	0.0	0	0	0	0	0	0	0	0.0		
Team											15	16	31											
Total.....		7	1400		170-397	.428	28-94	.298	143-201	.711	92	202	294	42.0	126	1	84	106	38	48	511	73.0		
Opponents.....		7	1400		174-467	.373	37-137	.270	68-104	.654	104	149	253	36.1	167	11	91	95	31	42	453	64.7		

<b>TEAM STATISTICS</b>	<b>SC</b>	<b>OPP</b>	<b>Date</b>	<b>Opponent</b>	<b>Score</b>	<b>Att.</b>
SCORING	511	453	11/14/16	at #7/6 Ohio State	w 92-80	6683
Points per game	73.0	64.7	@ 11/27/16	vs #4/4 Louisville	w 83-59	1812
Scoring margin	+8.3	-	12/01/16	at #14/15 Texas	w 76-67	3330
FIELD GOALS-ATT	170-397	174-467	12/18/16	#9/9 UCLA	w 66-57	13367
Field goal pct	.428	.373	* 01/23/17	#4/4 MISSISSIPPI ST.	w 64-61	13120
3 POINT FG-ATT	28-94	37-137	* 02/02/17	at #25/- Kentucky	w 75-63	5533
3-point FG pct	.298	.270	02/13/17	at #1/1 UConn	L 55-66	10167
3-pt FG made per game	4.0	5.3	* = Conference game			
FREE THROWS-ATT	143-201	68-104	@ = Basketball Hall of Fame Women's Challenge (Columbia, S.C./Springfield, Mass.)			
Free throw pct	.711	.654				
F-Throws made per game	20.4	9.7				
REBOUNDS	294	253				
Rebounds per game	42.0	36.1				
Rebounding margin	+5.9	-				
ASSISTS	84	91				
Assists per game	12.0	13.0				
TURNOVERS	106	95				
Turnovers per game	15.1	13.6				
Turnover margin	-1.6	-				
Assist/turnover ratio	0.8	1.0				
STEALS	48	42				
Steals per game	6.9	6.0				
BLOCKS	38	31				
Blocks per game	5.4	4.4				
ATTENDANCE	26487	27525				
Home games-Avg/Game	2-13244	4-6428				
Neutral site-Avg/Game	-	1-1812				

<b>Score by Periods</b>	<b>1st</b>	<b>2nd</b>	<b>3rd</b>	<b>4th</b>	<b>Totals</b>
South Carolina	106	133	141	131	511
Opponents	115	102	112	124	453





**2016-17 South Carolina Basketball**  
**South Carolina Combined Team Statistics (as of Feb 19, 2017)**  
**Conference games**



<b>RECORD:</b>	<b>OVERALL</b>	<b>HOME</b>	<b>AWAY</b>	<b>NEUTRAL</b>
ALL GAMES	12-2	6-1	6-1	0-0
CONFERENCE	12-2	6-1	6-1	0-0
NON-CONFERENCE	0-0	0-0	0-0	0-0

##	Player	gp-gs	min	avg	Total		3-Point		F-Throw		Rebounds				pf	dq	a	to	blk	stl	pts	avg
					fg-fga	fg%	3fg-fga	3fg%	ft-fga	ft%	off	def	tot	avg								
22	WILSON, A'ja	12-12	339	28.3	80-127	.630	0-1	.000	49-68	.721	37	57	94	7.8	25	0	16	25	26	14	209	17.4
10	GRAY, Alisha	14-14	409	29.2	62-127	.488	18-52	.346	37-51	.725	30	36	66	4.7	33	1	36	23	10	23	179	12.8
41	COATES, Alaina	14-14	398	28.4	70-105	.667	0-0	.000	37-58	.638	41	116	157	11.2	39	1	22	21	19	19	177	12.6
03	DAVIS, Kaela	14-14	373	26.6	51-161	.317	19-67	.284	28-36	.778	10	28	38	2.7	34	0	24	29	0	15	149	10.6
01	CUEVAS-MOORE, Bia	14-1	336	24.0	41-101	.406	17-40	.425	33-40	.825	4	21	25	1.8	20	0	22	20	0	13	132	9.4
52	HARRIS, Tyasha	14-14	394	28.1	27-72	.375	11-37	.297	9-12	.750	1	28	29	2.1	24	0	48	21	5	20	74	5.3
21	HERBERT HARRIGAN	14-1	183	13.1	21-46	.457	1-2	.500	3-8	.375	10	22	32	2.3	23	1	2	18	15	2	46	3.3
04	CLINEY, Doniyah	14-0	250	17.9	10-31	.323	4-12	.333	6-14	.429	13	18	31	2.2	22	0	21	17	0	18	30	2.1
12	BRADSHAW, Araion	10-0	50	5.0	2-9	.222	2-5	.400	4-6	.667	2	6	8	0.8	7	0	5	5	0	1	10	1.0
00	PATRICK, Victoria	10-0	51	5.1	3-10	.300	2-7	.286	1-4	.250	1	4	5	0.5	5	0	0	0	1	1	9	0.9
15	DAVIS, Tiffany	4-0	17	4.3	1-4	.250	1-4	.250	0-0	.000	1	1	2	0.5	0	0	0	0	0	0	3	0.8
Team											16	25	41				4					
Total.....		14	2800		368-793	.464	75-227	.330	207-297	.697	166	362	528	37.7	232	3	196	183	76	126	1018	72.7
Opponents.....		14	2800		288-804	.358	60-210	.286	135-204	.662	169	288	457	32.6	268	8	150	223	31	78	771	55.1

<b>TEAM STATISTICS</b>	<b>SC</b>	<b>OPP</b>	<b>Date</b>	<b>Opponent</b>	<b>Score</b>	<b>Att.</b>
SCORING	1018	771	* 01/01/17	ALABAMA	w 93-45	12069
Points per game	72.7	55.1	* 01/05/17	at Auburn	w 73-47	2144
Scoring margin	+17.6	-	* 01/08/17	at Florida	w 81-62	2232
FIELD GOALS-ATT	368-793	288-804	* 01/12/17	GEORGIA	w 66-63	12043
Field goal pct	.464	.358	* 01/15/17	at LSU	w 84-61	2840
3 POINT FG-ATT	75-227	60-210	* 01/19/17	OLE MISS	w 65-46	12518
3-point FG pct	.330	.286	* 01/23/17	#4/4 MISSISSIPPI ST.	w 64-61	13120
3-pt FG made per game	5.4	4.3	* 01/26/17	at Georgia	w 62-44	3540
FREE THROWS-ATT	207-297	135-204	* 01/30/17	TENNESSEE	L 74-76	13690
Free throw pct	.697	.662	* 02/02/17	at #25/- Kentucky	w 75-63	5533
F-Throws made per game	14.8	9.6	* 02/05/17	at Arkansas	w 79-49	1650
REBOUNDS	528	457	* 02/09/17	AUBURN	w 60-41	13360
Rebounds per game	37.7	32.6	* 02/16/17	VANDERBILT	w 82-51	13089
Rebounding margin	+5.1	-	* 02/19/17	at Mizzou	L 60-62	5789
ASSISTS	196	150				
Assists per game	14.0	10.7				
TURNOVERS	183	223				
Turnovers per game	13.1	15.9				
Turnover margin	+2.9	-				
Assist/turnover ratio	1.1	0.7				
STEALS	126	78				
Steals per game	9.0	5.6				
BLOCKS	76	31				
Blocks per game	5.4	2.2				
ATTENDANCE	89889	23728				
Home games-Avg/Game	7-12841	7-3390				
Neutral site-Avg/Game	-	0-0				

\* = Conference game  
 @ = Basketball Hall of Fame Women's Challenge (Columbia, S.C./Springfield, Mass.)

<b>Score by Periods</b>	<b>1st</b>	<b>2nd</b>	<b>3rd</b>	<b>4th</b>	<b>Totals</b>
South Carolina	284	238	253	243	1018
Opponents	167	194	196	214	771



**2016-17 South Carolina Basketball**  
**South Carolina Combined Team Statistics (as of Feb 19, 2017)**  
**All games**



<b>RECORD:</b>	<b>OVERALL</b>	<b>HOME</b>	<b>AWAY</b>	<b>NEUTRAL</b>
ALL GAMES	22-4	12-1	9-3	1-0
CONFERENCE	12-2	6-1	6-1	0-0
NON-CONFERENCE	10-2	6-0	3-2	1-0

##	Player	gp-gs	min	avg	Total		3-Point		F-Throw		Rebounds			pf	dq	a	to	blk	stl	pts	avg	
					fg-fga	fg%	3fg-fga	3fg%	ft-fga	ft%	off	def	tot									
22	WILSON, A'ja	24-24	653	27.2	153-262	.584	0-1	.000	100-140	.714	64	108	172	7.2	54	1	37	51	53	26	406	16.9
41	COATES, Alaina	26-26	718	27.6	135-201	.672	0-0	.000	78-119	.655	90	200	290	11.2	64	1	42	38	38	30	348	13.4
10	GRAY, Alisha	26-26	734	28.2	121-244	.496	31-96	.323	61-88	.693	46	68	114	4.4	56	1	73	37	16	40	334	12.8
03	DAVIS, Kaela	26-25	704	27.1	102-302	.338	45-133	.338	53-68	.779	27	67	94	3.6	58	1	57	59	0	28	302	11.6
01	CUEVAS-MOORE, Bia	26-11	565	21.7	71-186	.382	28-72	.389	47-62	.758	11	40	51	2.0	40	0	48	37	2	36	217	8.3
52	HARRIS, Tyasha	26-16	649	25.0	49-127	.386	18-64	.281	16-24	.667	4	41	45	1.7	36	0	75	37	7	26	132	5.1
21	HERBERT HARRIGAN	26-1	404	15.5	45-104	.433	1-4	.250	20-32	.625	31	58	89	3.4	39	2	13	34	30	9	111	4.3
04	CLINEY, Doniyah	26-1	450	17.3	20-55	.364	5-17	.294	19-35	.543	31	46	77	3.0	37	0	30	28	1	27	64	2.5
00	PATRICK, Victoria	18-0	117	6.5	8-28	.286	7-22	.318	3-9	.333	3	7	10	0.6	7	0	4	3	2	3	26	1.4
12	BRADSHAW, Araion	18-0	125	6.9	5-19	.263	4-10	.400	4-6	.667	4	9	13	0.7	14	0	12	9	0	5	18	1.0
15	DAVIS, Tiffany	12-0	81	6.8	3-17	.176	1-12	.083	3-5	.600	3	10	13	1.1	1	0	2	4	1	1	10	0.8
Team											41	53	94				6					
Total.....		26	5200		712-1545	.461	140-431	.325	404-588	.687	355	707	1062	40.8	406	6	393	343	150	231	1968	75.7
Opponents.....		26	5200		540-1546	.349	118-439	.269	243-359	.677	323	534	857	33.0	513	18	268	411	74	157	1441	55.4

<b>TEAM STATISTICS</b>	<b>SC</b>	<b>OPP</b>	<b>Date</b>	<b>Opponent</b>	<b>Score</b>	<b>Att.</b>
SCORING	1968	1441	11/14/16	at #7/6 Ohio State	w 92-80	6683
Points per game	75.7	55.4	@ 11/20/16	HAMPTON	w 92-38	11795
Scoring margin	+20.3	-	@ 11/21/16	MAINE	w 79-42	11057
FIELD GOALS-ATT	712-1545	540-1546	@ 11/22/16	SAINT PETER'S	w 93-38	11455
Field goal pct	.461	.349	@ 11/27/16	vs #4/4 Louisville	w 83-59	1812
3 POINT FG-ATT	140-431	118-439	12/01/16	at #14/15 Texas	w 76-67	3330
3-point FG pct	.325	.269	12/04/16	at Duke	L 63-74	6036
3-pt FG made per game	5.4	4.5	12/11/16	MINNESOTA	w 98-58	12461
FREE THROWS-ATT	404-588	243-359	12/15/16	CLEMSON	w 83-61	11916
Free throw pct	.687	.677	12/18/16	#9/9 UCLA	w 66-57	13367
F-Throws made per game	15.5	9.3	12/21/16	at Savannah State	w 70-30	1411
REBOUNDS	1062	857	* 01/01/17	ALABAMA	w 93-45	12069
Rebounds per game	40.8	33.0	* 01/05/17	at Auburn	w 73-47	2144
Rebounding margin	+7.9	-	* 01/08/17	at Florida	w 81-62	2232
ASSISTS	393	268	* 01/12/17	GEORGIA	w 66-63	12043
Assists per game	15.1	10.3	* 01/15/17	at LSU	w 84-61	2840
TURNOVERS	343	411	* 01/19/17	OLE MISS	w 65-46	12518
Turnovers per game	13.2	15.8	* 01/23/17	#4/4 MISSISSIPPI ST.	w 64-61	13120
Turnover margin	+2.6	-	* 01/26/17	at Georgia	w 62-44	3540
Assist/turnover ratio	1.1	0.7	* 01/30/17	TENNESSEE	L 74-76	13690
STEALS	231	157	* 02/02/17	at #25/- Kentucky	w 75-63	5533
Steals per game	8.9	6.0	* 02/05/17	at Arkansas	w 79-49	1650
BLOCKS	150	74	* 02/09/17	AUBURN	w 60-41	13360
Blocks per game	5.8	2.8	02/13/17	at #1/1 UConn	L 55-66	10167
ATTENDANCE	161940	53167	* 02/16/17	VANDERBILT	w 82-51	13089
Home games-Avg/Game	13-12457	12-4280	* 02/19/17	at Mizzou	L 60-62	5789
Neutral site-Avg/Game	-	1-1812				

\* = Conference game

@ = Basketball Hall of Fame Women's Challenge (Columbia, S.C./Springfield, Mass.)

<b>Score by Periods</b>	<b>1st</b>	<b>2nd</b>	<b>3rd</b>	<b>4th</b>	<b>Totals</b>
South Carolina	513	501	501	453	1968
Opponents	333	356	367	385	1441