

**Media Relations:** Diana Koval  
**Office:** 803.777.7977  
**Cell:** 314.369.6050  
**Email:** dkoval@mailbox.sc.edu  
**Website:** www.GamecocksOnline.com  
**Twitter:** @GamecocksOnline or @GamecockWBB  
**Facebook:** www.Facebook.com/GamecocksOnline

# WOMEN'S BASKETBALL SOUTH CAROLINA

**Game 19**  
**Jan. 20, 2013**  
**1 p.m.**

**Gainesville, Fla.**

**Stephen C. O'Connell Center (12,000)**

## 2012-13 Schedule

<b>Fri., Nov. 9</b>	<b>Elon</b>	<b>W, 77-44</b>
<b>Mon., Nov. 12</b>	at Louisiana Tech	W, 82-58
<b>Thu., Nov. 15</b>	<b>Savannah State (SPSO)</b>	<b>W, 78-47</b>
<b>Sun., Nov. 18</b>	<b>Clemson (SPSO)</b>	<b>W, 64-43</b>
<i>U.S. Virgin Islands Paradise Jam</i>		
<b>Thu., Nov. 22</b>	vs. Hampton	W, 45-34
<b>Fri., Nov. 23</b>	vs. Florida Gulf Coast	W, 65-46
<b>Sat., Nov. 24</b>	vs. DePaul	W, 55-46
<b>Wed., Nov. 28</b>	<b>Drexel</b>	<b>W, 58-55 (OT)</b>
<b>Sun., Dec. 2</b>	at Seton Hall	W, 55-42
<b>Sun., Dec. 9</b>	<b>Furman (SPSO)</b>	<b>W, 69-35</b>
<b>Wed., Dec. 19</b>	<b>#1/1 Stanford (FSN)</b>	<b>L, 53-49</b>
<b>Fri., Dec. 21</b>	<b>South Carolina State</b>	<b>W, 65-45</b>
<b>Sat., Dec. 29</b>	<b>Western Carolina</b>	<b>W, 66-44</b>
<b>Thu., Jan. 3</b>	<b>#12/13 Tennessee* (SPSO)</b>	<b>L, 53-73</b>
<b>Sun., Jan. 6</b>	at Mississippi State*	W, 60-46
<b>Thu., Jan. 10</b>	<b>Vanderbilt*</b>	<b>W, 64-48</b>
<b>Sun., Jan. 13</b>	at #13/12 Georgia* (CSS)	L, 40-42
<b>Thu., Jan. 17</b>	<b>LSU*</b>	<b>W, 66-59</b>
<b>Sun., Jan. 20</b>	at Florida* (FSF)	1 p.m.
<b>Thu., Jan. 24</b>	<b>Kentucky* (SPSO)</b>	<b>7 p.m.</b>
<b>Sun., Jan. 27</b>	at Arkansas*	3 p.m.
<b>Sun., Feb. 3</b>	<b>Auburn*</b>	<b>3 p.m.</b>
<b>Thu., Feb. 7</b>	at Alabama*	7:30 p.m.
<b>Sun., Feb. 10</b>	<b>Texas A&amp;M*</b>	<b>3:30 p.m.</b>
<b>Thu., Feb. 14</b>	at Kentucky*	7 p.m.
<b>Sun., Feb. 17</b>	at Mississippi* (SECN)	2 p.m.
<b>Sun., Feb. 24</b>	<b>Mississippi State*</b>	<b>3 p.m.</b>
<b>Thu., Feb. 28</b>	at Missouri*	8 p.m.
<b>Sun., Mar. 3</b>	<b>Florida* (SPSO)</b>	<b>1 p.m.</b>
<i>SEC Tournament (Duluth, Ga.)</i>		
<b>Wed. Mar. 6</b>	First Round	TBA
<b>Thu., Mar. 7</b>	Second Round	TBA
<b>Fri., Mar. 8</b>	Quarterfinals	TBA
<b>Sat., Mar. 9</b>	Semifinals	TBA
<b>Sun., Mar. 10</b>	Final	TBA

\* indicates SEC game

All Times Listed as Eastern

Television outlet listed in parentheses – SPSO is SportSouth;

FSN is SportSouth, Fox Sports Southwest and Sun Sports;

SECN is SEC Network; CSS is Charter Sports Southeast;

FSF is Fox Sports Florida.



## Uniform Patch

The Gamecocks continue to wear the patch added to their uniforms last season to honor teammate Shelbretta Ball, who was medically disqualified from playing in Fall 2011. The team wanted Brett and everyone watching to know that she will always be an integral part of them and whatever they achieve this season.

Additionally, senior guard Ieasia Walker changed her jersey number this season to honor her teammate who was slated to wear that number prior to being medically disqualified.

## South Carolina Gamecocks (15-3, 3-2 SEC)

**Head Coach:** Dawn Staley

**Record at South Carolina:** 82-61 (5th season)

**Career Record:** 254-141 (13th season)

**Career vs. Florida:** 3-8



## Florida Gators (13-5, 2-2 SEC)

**Head Coach:** Amanda Butler

**Record at Florida:** 151-94 (8th season)

**Career Record:** 111-72 (6th season)

**Career vs. South Carolina:** 6-3

## Game Information

**Florida Series:** UF leads 20-10

**In Gainesville:** UF leads 8-6

**In Columbia:** UF leads 10-4

**Neutral Site:** UF leads 2-0

**Live Stats:** GamecocksOnline.com

**TV:** FSN Florida, Fox College Sports Atlantic  
(Mick Hubert, play-by-play; Mark Wise, analyst)

**Radio:** WISW 1320 AM (Brad Muller);  
GamecocksOnline.com










## South Carolina Notables

- This is the Gamecocks' 39th season as a varsity sport, the fifth with head coach Dawn Staley at the helm.
- The last four meetings between the Gamecocks and Gators have each been decided by five points or less with the teams splitting the four outcomes. Florida scored a three-point victory in 2010 and a two-point win in 2011. South Carolina responded with five-point and four-point wins to sweep the home-and-home series last season.
- The Gamecock defense has held 13 of its 18 opponents to less than 60 points, including each of the last four SEC foes, to rank third in the country in scoring defense, allowing just 47.8 points per game. South Carolina has allowed just more than 60 points just once this season.
- Senior guard Ieasia Walker scored her 1,000th career point as part of her 24-point outing against LSU (Jan. 17). She is the 28th member of that club and just the 12th to also compile at least 200 career steals. She is sixth all-time in career steals with 216, thanks to a five-swipe effort against the Lady Tigers.
- Sophomore forward Aleighsa Welch and senior guard Ieasia Walker have provided the ideal inside-outside threat combination over the last four games, during which South Carolina is 3-1. The pair of combined to score 49.1 percent of the team's 230 points during the stretch, averaging 15.5 and 14.3 points, respectively. Both rank among the SEC's top 25 scorers in league games – Welch 16th at 13.6 ppg and Walker 24th with 12.2 ppg.
- Senior forward Ashley Bruner is one of 26 Gamecocks to amass 500 career rebounds and has a chance to become just the 18th to record at least 600, needing 32 to achieve that plateau.

## Tale of the Tape

Florida				South Carolina			
Overall	SEC Rank	SEC Only	SEC Rank	SEC Only	SEC Rank	Overall	SEC Rank
13-5		2-2		3-2		15-3	
9-1		1-1		2-1		9-2	
2-3		1-1		1-1		3-1	
2-1						3-0	
74.2	3rd	70.5	6th	56.6	11th	61.7	13th
64.1	11th	70.2	10th	53.6	1st	47.8	1st
.440	5th	.416	8th	.364	11th	.394	11th
.388	12th	.398	6th	.388	5th	.345	1st
.309	7th	.314	6th	.194	14th	.246	14th
.309	12th	.357	12th	.348	10th	.291	8th
.670	9th	.717	5th	.586	14th	.544	14th
14.1		19.0		15.0		13.3	
42.0	3rd	43.5	3rd	38.8	5th	42.3	2nd
6.2	6th	+8.8	2nd	+5.8	4th	+11.2	1st
14.0	10th	11.0	12th	9.6	T-13th	10.3	14th
+1.7	11th	-3.8	11th	+1.6	T-4th	+3.1	7th
10.4	5th	7.0	11th	8.4	5th	9.4	11th
3.8	8th	3.3	8th	3.4	T-6th	3.6	10th

# 2012-13 South Carolina Media Roster

2		<b>Leasia Walker</b> 5-8 • Senior • Guard Amityville, N.Y. (Copiague) <i>eye-EE-shuh Walker</i>	<b>LAST GAME:</b> 24 pts (4-9 3FG), 5 stls vs. LSU <b>NOTABLE:</b> Is 8th in SEC in minutes (31.7) and 7th in steals (2.7) ... Became 12th Gamecock to score 1,000 career points AND collect 200 career steals ... Averages 3.0 steals in league play ... Posted first 20-point game since 1/20/11 with 24 vs. LSU, including career-high four 3s.	<b>Career Highs</b> <b>PTS:</b> 30 vs. Clemson, 11/18/10 <b>REB:</b> 11 at Ole Miss, 3/3/11 <b>AST:</b> 8 at LA Tech, 11/12/12 <b>STL:</b> 6, 3x, at Georgia, 1/13/13 <b>BLK:</b> 2, 6x, vs. SC St., 12/21/12 <b>MIN:</b> 43, 2x, vs. Drexel, 11/28/12
5		<b>Khadijah Sessions</b> 5-8 • Freshman • Guard Myrtle Beach, S.C. (Myrtle Beach) <i>kuh-DEE-zhuh Sessions</i>	<b>LAST GAME:</b> 2 assts in 6 min vs. LSU <b>NOTABLE:</b> Highest scoring Gamecock off the bench ... Hit 4-of-4 free throws in final 1:19 to help seal win over Vandy ... Tied career high with eight points against SC State, hitting 6-of-8 FTs ... Dynamic playmaker.	<b>Career Highs</b> <b>PTS:</b> 8, 2x, vs. SC St., 12/21/12 <b>REB:</b> 3 vs. Savannah St., 11/15/12 <b>AST:</b> 4 vs. Savannah St., 11/15/12 <b>STL:</b> 3 vs. Savannah St., 11/15/12 <b>BLK:</b> 1, 2x, vs. WCU, 12/29/12 <b>MIN:</b> 23 vs. Furman, 12/9/12
12		<b>Wilka Montout</b> 6-3 • Junior • Center Cayenne, French Guiana (NE Okla. A&M) <i>WIL-kuh mawn-TOO</i>	<b>LAST GAME:</b> 1 off reb in 4 min vs. LSU <b>NOTABLE:</b> Capped 25-5 1st half run vs. Vandy with 3-pointer ... Hit four FGs and blocked two shots against Furman ... Grabbed five of six boards at Savannah State on offensive end ... Multi-faceted post who can stretch defenses with mid-range and outside shooting.	<b>Career Highs</b> <b>PTS:</b> 12 at LA Tech, 11/12/12 <b>REB:</b> 6 vs. Savannah St., 11/15/12 <b>AST:</b> 2 vs. Elon, 11/9/12 <b>STL:</b> 1, 3x, vs. Hampton, 11/22/12 <b>BLK:</b> 2 vs. Furman, 12/9/12 <b>MIN:</b> 24 vs. Sav. St., 11/15/12
20		<b>Sancheon White</b> 5-10 • Senior • Guard Hammon, Ind. (Central Arizona College) <i>SAN-chee-awn White</i>	<b>LAST GAME:</b> 3 assts, 2 rebs vs. LSU <b>NOTABLE:</b> Averaging 5.4 rebs in league play ... Ranks 10th in SEC with 1.8 steals per league game ... Solid lockdown defender with expanding offensive and rebounding skills.	<b>Career Highs</b> <b>PTS:</b> 11, 2x, at MSU, 1/6/13 <b>REB:</b> 13 at Auburn, 1/19/12 <b>AST:</b> 3, 2x, vs. Presby., 11/27/11 <b>STL:</b> 3, 6x, at Georgia, 1/13/13 <b>BLK:</b> 4 vs. Drexel, 11/28/12 <b>MIN:</b> 40 vs. Drexel, 11/28/11
21		<b>Ashley Bruner</b> 6-0 • Senior • Forward Norman, Okla. (Norman) <i>Ashley BREW-ner</i>	<b>LAST GAME:</b> 13 pts, 12 rebs, 4 assts vs. LSU <b>NOTABLE:</b> Has posted eight double-digit scoring games ... Ranks 10th in SEC in rpg and 7th in offensive rpg (3.2) ... Averaged 9.0 rebs and 2.7 assists over last three games ... Snagged 500th career rebound at Seton Hall.	<b>Career Highs</b> <b>PTS:</b> 18 vs. Savannah St., 12/5/10 <b>REB:</b> 18 vs. Penn St., 11/20/11 <b>AST:</b> 4, 3x, vs. LSU, 1/17/13 <b>STL:</b> 5 at Seton Hall, 12/2/12 <b>BLK:</b> 4, 2x, vs. Sav. St., 12/5/10 <b>MIN:</b> 37 vs. DePaul, 11/24/12
24		<b>Aleighsa Welch</b> 6-0 • Sophomore • Forward Goose Creek, S.C. (Goose Creek) <i>uh-LEE-suh Welch</i>	<b>LAST GAME:</b> 14 pts, 7 rebs, 2 assts vs. LSU <b>NOTABLE:</b> Has six double-doubles ... Is SEC's top offensive rebounder (4.2 Orpg) and 7th in total rpg ... Leads team in scoring (17th in SEC) ... Team high scorer seven times, high rebounder six times ... Has 13 10+ point games and seven 10+ rebound outings ... Avg 15.5 pts over last four games.	<b>Career Highs</b> <b>PTS:</b> 19, 2x, at Georgia, 1/13/13 <b>REB:</b> 15 vs. Drexel, 11/28/12 <b>AST:</b> 3 at Miss. State, 1/6/13 <b>STL:</b> 3, 2x, vs. Elon, 11/9/12 <b>BLK:</b> 4 at NC State, 12/4/11 <b>MIN:</b> 42 vs. Drexel, 11/28/12
25		<b>Tiffany Mitchell</b> 5-9 • Freshman • Guard Charlotte, N.C. (Providence Day)	<b>LAST GAME:</b> 12 pts, 7 rebs, 3 assts, 3 stls vs. LSU <b>NOTABLE:</b> Ranks third among SEC freshmen in scoring and rebounding ... Is 18th in SEC in rebounding ... Led team in scoring six times, rebounding four times ... Scored in double figures nine times ... Notched team's first 20-point game of season against SC State (21 pts/11 rebs).	<b>Career Highs</b> <b>PTS:</b> 21 vs. SC St., 12/21/12 <b>REB:</b> 11, 3x, vs. SC St., 12/21/12 <b>AST:</b> 4 vs. Sav. St., 11/15/12 <b>STL:</b> 5 vs. Furman, 12/9/12 <b>BLK:</b> 1, 2x, vs. Vandy, 1/10/13 <b>MIN:</b> 35 vs. LSU, 1/17/13
31		<b>Asia Dozier</b> 5-10 • Freshman • Guard Columbia, S.C. (Spring Valley) <i>Asia DOE-zhur</i>	<b>LAST GAME:</b> 3 pts, 1 reb in 12 mins vs. LSU <b>NOTABLE:</b> Played a solid 20 minutes against Vandy ... Buried second-half 3 to pull within two points of #1/1 Stanford ... Gatorade South Carolina Player of the Year and SC Miss Basketball ... Father, Perry, and uncle Terry both played basketball at South Carolina.	<b>Career Highs</b> <b>PTS:</b> 11 vs. Sav. St., 11/15/12 <b>REB:</b> 10 vs. Elon, 11/9/12 <b>AST:</b> 5 at LA Tech, 11/12/12 <b>STL:</b> 2 at LA Tech, 11/12/12 <b>BLK:</b> 1, 4x, at Miss. St., 1/6/13 <b>MIN:</b> 26 vs. Elon, 11/9/12
33		<b>Elem Ibiam</b> 6-3 • Sophomore • Center Fayetteville, Ga. (Fayette County) <i>ELL-um IB-ee-um</i>	<b>LAST GAME:</b> 7 rebs (4 off), 2 blks vs. LSU <b>NOTABLE:</b> Averaging 14.6 minutes in SEC play ... Scored SEC career-high nine points against Vanderbilt, including eight in dominant first half ... Tied career high with five blocks vs. WCU, tying for third in Colonial Life Arena history.	<b>Career Highs</b> <b>PTS:</b> 11 vs. SC St., 12/21/12 <b>REB:</b> 11 vs. Elon, 11/9/12 <b>AST:</b> 2 vs. E. Mich., 3/17/12 <b>STL:</b> 1, 6x, at Georgia, 1/13/13 <b>BLK:</b> 5, 2x, vs. WCU, 12/29/12 <b>MIN:</b> 25 vs. WCU, 12/29/12

**Starter**

**Reserve**

# Quick Facts

## The University

**Location:** Columbia, S.C.  
**Founded:** 1801  
**Enrollment:** 30,721  
**Colors:** Garnet (PMS 202C) and Black  
**Nickname:** Gamecocks  
**Conference:** Southeastern  
**President:** Dr. Harris Pastides  
**Athletics Director:** Ray Tanner  
**Facility:** Colonial Life Arena (18,000)

## Coaching Staff

**Head Coach:** Dawn Staley  
**Alma Mater:** Virginia, 1992  
**Overall Record:** 254-141 (13th season)  
**School Record:** 82-61 (5th season)  
**Assoc. Head Coach (Alma Mater):**  
 Lisa Boyer (Ithaca, 1972)  
**Assistant Coaches (Alma Mater):**  
 Nikki McCray (Tennessee, 1995)  
 Darius Taylor (Michigan, 2000)

## Team Information

**2011-12 Record:** 25-10  
 Home: 12-3 Away: 9-5 Neutral: 4-2  
**SEC Record (Finish):** 10-6 (T-4th)  
 Home: 6-2 Away: 4-4  
**Letterwinners Returning/Lost:** 6/7  
**Starters Returning/Lost:** 1/4

## Program History

**First Year of Women's Basketball:** 1974-75  
**All-Time Record:** 672-490 (39th season)  
**All-Time SEC Record:** 94-194 (22nd season)  
**NCAA Appearances (Last):** 9 (2012, Sweet 16)  
**NCAA Tournament Record:** 10-9  
**WNIT Appearances (Last):** 4 (2011)  
**WNIT Record:** 3-4

## Media Relations

**Women's Basketball Contact:** Diana Koval  
**Office:** 803.777.7977  
**Cell:** 314.369.6050  
**Email:** dkoval@mailbox.sc.edu  
**Press Row Phone:** 803.777.6182  
**Athletics Department on the Web**  
**Website:** GamecocksOnline.com  
**Twitter:** @GamecocksOnline.com  
**Facebook:** Facebook.com/GamecocksOnline  
**YouTube:** YouTube.com/GamecocksOnline  
**Women's Basketball on Twitter**  
**Team:** @GamecockWBB  
**Head Coach:** @DawnStaley

## A South Carolina Win Would...

- Make the Gamecocks 4-2 in SEC play for the first time in five seasons under head coach Dawn Staley and the first time since the 2001-02 team opened league play at 5-1.
- Be the Gamecocks' third straight over Florida after last season's two-game sweep of the Gators.

## By the Numbers

- 2 Gamecocks averaging double-figure points this season – Aleighsa Welch (12.7) and Tiffany Mitchell (10.6)
- 3 Gamecocks that rank among the SEC's top 20 in rebounding – Aleighsa Welch (8.3, 7th), Ashley Bruner (7.3, 10th) and Tiffany Mitchell (6.2, 18th)
- 4 Gamecocks to score in double figures against LSU (Ieasia Walker 24, Aleighsa Welch 14, Ashley Bruner 13, Tiffany Mitchell 12) – just the third time this season and the first in SEC action that has happened
- 6 Statistical categories in which the Gamecocks rank among the nation's top 25 – scoring defense (47.8 ppg, 3rd), rebound margin (+11.2, 8th), fewest fouls per game (13.4, 19th), field goal percentage defense (.345, 27th), won-lost percentage (.833, 25th) and fewest turnovers per game (14.2, 25th)
- 7 SEC teams with an RPI in the top 40, including South Carolina at 24
- 12 Gamecocks all-time who have amassed 1,000 career points and 200 career steals after senior guard Ieasia Walker joined the club with her 24-point outing against LSU (Jan. 17)
- 14 Opponents South Carolina has held under 60 points in the team's 18 games this season, including its last four SEC opponents
- 14 Weeks out of the last 21 possible that the Gamecocks have been ranked in at least one of the two major top 25 polls
- 14 Deficit at halftime for the Gamecocks against Drexel before coming back to win in overtime, the largest deficit South Carolina has overcome since rallying from 18 points down with 8:15 to play in the first half against LSU on Jan. 6, 2011 and the largest second-half deficit overcome by the Gamecocks in the Dawn Staley era
- 15.5 Points per game over the last four outings scored by sophomore forward Aleighsa Welch
- 22 Rebounds needed by senior forward Ashley Bruner to move into the program's top 20 in career rebounds. She is already one of just 26 Gamecocks to reach the 500-rebound plateau.
- 32 Free throws made by the Gamecocks at Mississippi State (Jan. 6), the most in the Dawn Staley era, the fourth-most in school history and the most ever in a road game
- 42 Points scored by then-# 13/12 Georgia (Jan. 13), the fewest the Gamecocks have ever allowed in a losing effort
- 76 Offensive rebounds by Aleighsa Welch this season, more than half of her total of 149, to lead the SEC in offensive rebounding (4.2 per game)
- 77.0 Percent of the team's 1,111 points this season scored by the starting lineup

## The Florida Series

The Gators lead the series 20-10, but the Gamecocks snapped a five-game skid to Florida by sweeping both games of the series last season. Both games went down to the wire, but South Carolina followed a nail-biting 49-44 win in Gainesville (Jan. 8) with a 62-58 victory at Colonial Life Arena (Feb. 12).

South Carolina is 6-8 all-time against Florida in Gainesville.

## Gamecocks' Five-Second Count

With a complementary blend of youth and experience, South Carolina opened a season 10-0 for the first time since the 1981-82 team also won its first 10 contests. The Gamecocks, now 15-3, have shown they have both inside and outside offensive options and are dominant on the glass this season while the defense has dropped off very little from last season's NCAA Tournament Sweet 16 effort. Two Gamecocks average double-figure points with three others netting 5.5 or more per game. South Carolina ranks eighth in the nation with a +11.2 rebounding margin and has three players ranked among the SEC's top 20 rebounders. Defensively, the Gamecocks are third in the nation in scoring defense, yielding just 47.8 points per game. South Carolina has held 13 of its 18 opponents this season under 50 points and limited six of the 18 to under 30 percent field goal shooting, including Hampton (Nov. 22), which hit just 19.3 percent (11-57) from the field for the second-lowest opponent field goal percentage of the Staley era, and Vanderbilt (Jan. 10), which shot just 26.5 percent after coming into the game with the SEC's second-highest field goal accuracy at 45.2.

## Road Warriors

The Gamecocks are 191-232 (.452) all-time in games on enemy territory, including a 16-27 (.372) mark under head coach Dawn Staley.

## Gamecocks in the Rankings

(Thru games of 1/17)

Team	SEC	NCAA	Actual
Scoring Offense	13	185	61.7
Scoring Defense	1	3	47.8
Field Goal Percentage	11	141	.394
Field Goal %age Def.	1	27	.345
3-Point FG %age	14	—	.246
3-Point FG %age Def.	8	123	.291
3-Point FG Made/Gm.	11	294	3.4
Free Throw Percentage	14	342	.544
Rebounding Offense	2	—	42.3
Rebounding Defense	1	—	31.1
Rebounding Margin	1	8	+11.2
Assists	14	164	10.3
Steals	11	138	9.4
Turnover Margin	7	62	+3.1
Assist-to-Turnover Ratio	12	164	0.7
Blocked Shots	10	138	3.6

Ashley Bruner	SEC	NCAA	Actual
Rebounding	10	—	7.3
Offensive Rebounding	T-7	—	3.2

Elem Ibiam	SEC	NCAA	Actual
Blocked Shots	T-15th	—	1.0

Tiffany Mitchell	SEC	NCAA	Actual
Rebounding	18	—	6.2

Ieasia Walker	SEC	NCAA	Actual
Steals	7	143	2.7
3-Point FG Made/Gm.	15	—	1.3
Minutes Played	8	—	31.7

Aleighsa Welch	SEC	NCAA	Actual
Scoring	T-17	—	12.7
Rebounding	7	104	8.3
Offensive Rebounding	1	—	4.2
FT %age	13	—	.670

## Current Gamecock Streaks

	Total	Home	Road	Neut.
Overall	W1	W2	L1	W3
SEC	W1	W2	L1	—
Non-Conference	W2	W2	W4	W3
Ranked Teams	L4	L4	L1	L2



## Judging January

South Carolina is 180-179 (.501) all-time in the month of January, including a 19-21 (.475) record under fifth-year head coach Dawn Staley. The Gamecocks are 106-75 (.586) in home games during the first month of the calendar year, including a 30-55 (.352) mark at Colonial Life Arena. South Carolina is 61-96 (.389) in January road games and 4-0 at neutral sites during the month.

## Life in the League

South Carolina is 94-194 (.326) all-time in its 22nd season of SEC regular-season play. The Gamecocks are 61-84 (.421) in SEC games played in Columbia with a 33-110 record (.231) on the road. Under head coach Dawn Staley, the Gamecocks have a 30-37 (.448) SEC record, which includes a 2-12 slate in her first season at the helm. The program's 27 SEC regular-season victories in Staley's first four seasons are the best four-year mark for the program in more than a decade.

Last season's 10 wins matched the 2001-02 team for the best since joining the league for the 1991-92 season.


It was just the third time in its 21 seasons in the league that South Carolina posted at least nine conference wins. In fact, the Gamecocks have only won seven or more league games six times in their 21 seasons with three of those coming under Staley.

Overall, Staley boasts a 129-62 (.675) record in league play, including eight seasons leading her Temple teams to a 99-25 (.798) Atlantic 10 mark.

## Rendering the RPI

With a 15-3 record, including six wins away from home, the Gamecocks are 24th in the NCAA RPI released this week. South Carolina is one of seven SEC schools rated among the top 40 with four others coming inside the top 85.

The Gamecocks' strength of schedule ranks in the top 30 and will continue to build over the course of the season. The Gamecocks are slated to play five teams currently ranked in the top 25 – then-No. 1/1 Stanford (Dec. 19), then-No. 12/13 Tennessee, at then-No. 13/12 Georgia (Jan. 13), home and away against No. 5/5 Kentucky (Jan. 24/ Feb. 14) and No. 20/20 Texas A&M.



### Around the SEC

	SEC Games			Overall		
	W	L	Pct.	W	L	Pct.
Kentucky	5	0	1.00	17	1	.944
Tennessee	5	0	1.00	14	3	.824
Georgia	4	1	.800	16	2	.889
Texas A&M	3	1	.750	13	5	.722
Vanderbilt	3	1	.750	13	4	.765
South Carolina	3	2	.600	15	3	.833
Florida	2	2	.500	13	5	.722
Auburn	2	3	.400	13	5	.722
LSU	2	3	.400	11	7	.611
Alabama	1	3	.250	11	6	.647
Missouri	1	3	.250	12	6	.667
Arkansas	1	4	.200	13	5	.722
Ole Miss	0	4	.000	7	10	.412
Mississippi St.	0	5	.000	8	10	.444

#### Coming Up

**January 20**  
 Alabama at #9/9 Tennessee, 1 p.m. (CSS)  
 Auburn at #5/5 Kentucky, 2 p.m. (SECN)  
 Vanderbilt at LSU, 3 p.m.  
 Missouri at Ole Miss, 3 p.m.  
 #20/20 Texas A&M at #13/12 Georgia, 5 p.m. (ESPN2)

#### Recent Results

**January 17**  
 #5/5 Kentucky def. Mississippi State, 100-47  
 #13/12 Georgia def. Arkansas, 57-53  
 #9/9 Tennessee def. Auburn, 75-66

Rankings are listed as AP/Coaches Poll  
All Times Eastern; TV Network in ()

## All-Time Records vs. SEC

Opponent	Overall	Under Staley	SEC Season	SEC Tourn.	H	A	N	Streak	Last
Alabama	16-15	6-0	12-12	1-2	9-5	6-8	1-2	Won 5	W: 57-38, 3/1/12 (N)
Arkansas	9-17	2-3	9-15	0-2	7-5	2-10	0-2	Won 1	W: 53-47, 2/26/12 (H)
Auburn	15-21	3-3	10-15	1-1	9-7	5-12	1-2	Lost 1	L: 49-53, 1/19/12 (A)
Florida	10-20	2-4	8-18	0-2	4-10	6-8	0-2	Won 2	W: 62-58, 2/12/12 (H)
Georgia	7-33	3-6	5-21	1-2	3-14	2-15	2-4	Lost 1	L: 40-42, 1/13/13 (A)
Kentucky	18-30	2-6	14-23	0-1	13-9	5-18	0-3	Lost 2	L: 50-53, 2/23/12 (A)
LSU	5-22	2-5	4-22	1-0	3-10	1-12	1-0	Won 1	W: 66-59, 1/17/13 (H)
Ole Miss	15-17	5-2	11-12	2-4	9-4	4-8	2-5	Won 3	W: 61-43, 1/26/12 (H)
Miss. State	12-16	3-3	11-13	0-2	8-5	4-9	0-2	Won 3	W: 60-46, 1/6/13 (A)
Missouri	1-0	0-0	—	—	0-0	0-0	1-0	Won 1	W: 72-60, 11/24/01 (N)
Tennessee	2-44	1-7	1-25	0-3	1-19	1-20	0-5	Lost 2	L: 53-73, 1/3/13 (H)
Texas A&M	0-0	0-0	—	—	0-0	0-0	0-0	—	—
Vanderbilt	9-21	4-2	9-18	0-2	6-8	3-11	0-2	Won 3	W: 64-48, 1/10/13 (H)
<b>Totals</b>	<b>119-256</b>	<b>33-41</b>	<b>94-194</b>	<b>6-21</b>	<b>72-96</b>	<b>39-131</b>	<b>8-29</b>	<b>Won 1</b>	

## Reading the Rankings

South Carolina is ranked in both national polls for the sixth-straight week. The Gamecocks dropped to No. 19 in the Associated Press Poll this week after cracking into that poll at No. 24 the week of Dec. 10. South Carolina climbed as high as No. 18 in the poll this season, the program's highest ranking since the end of the 2002-03 season. The Gamecocks moved fell to No. 18 in this week's USA Today Coaches Poll. Here's a look at the Gamecocks' ranking each week of the season, listed as AP/USA Today Coaches Poll:

	Pre	Nov. 12	Nov. 19	Nov. 26	Dec. 3	Dec. 10	Dec. 17	Dec. 24	Dec. 31	Jan. 7	Jan. 14
SC	rv/rv	rv/rv	rv/rv	rv/24	rv/21	24/18	21/17	19/16	18/15	18/16	19/18

## Five for Fighting

South Carolina head coach Dawn Staley has used the same starting lineup in every game this season, and the quintet led the way to the program's best non-conference record since 2001-02. Starters – Ieasia Walker, Sancheon White, Tiffany Mitchell, Ashley Bruner and Aleighsa Welch – account for 77.0 percent of the offense and 69.4 percent of rebounds while playing 71.7 percent of the minutes available. Each of the five averages at least 5.6 points, more than any Gamecock off the bench. Still, the four reserves available have out-scored their counterparts on the opposite bench 10 times this season, during which the Gamecocks are 9-1.

## Demanding Defense

The hallmark of the Gamecocks under head coach Dawn Staley has always been defense, and this season's team is no different. Through games of Jan. 17, South Carolina's defense ranks third in the nation in points allowed per game (47.8), trailing just Connecticut (46.6) and Green Bay (47.1). The Gamecocks have allowed just one opponent

## 2012-13 Roster

No.	Name	Pos.	Ht	Yr.	Hometown/Last School
2	Ieasia Walker	G	5-8	Sr.	Amityville, N.Y./Copiague
5	Khadijah Sessions	G	5-8	Fr.	Myrtle Beach, S.C./Myrtle Beach
12	Wilka Montout	C	6-3	Jr.	French Guiana/NE Okla. A&M
15	Tiffany Davis	G	5-7	Fr.	Houston Texas/Westbury Christian
20	Sancheon White	G	5-10	Sr.	Hammond, Ind./Central Arizona
21	Ashley Bruner	F	6-0	Sr.	Norman, Okla./Norman
23	Tina Roy	G	5-11	So.	Kaplan, La./Kaplan
24	Aleighsa Welch	F	6-0	So.	Goose Creek, S.C./Goose Creek
25	Tiffany Mitchell	G	5-9	Fr.	Charlotte, N.C./Providence Day
31	Asia Dozier	G	5-10	Fr.	Columbia, S.C./Spring Valley
33	Elem Ibiam	C	6-3	So.	Fayetteville, Ga./Fayette County

**Head Coach:** Dawn Staley

**Associate Head Coach:** Lisa Boyer

**Assistant Coaches:** Nikki McCray, Darius Taylor

to score more than 60 points this season (Tennessee, Jan. 3) and have held 13 to 48 or fewer.

One of the more interesting facets of the Gamecocks' stifling defense is that it has not necessarily held opponents to a sub-par shooting percentage. Through Staley's tenure, opponents have shot 39.8 percent from the field (3,090-7,760). The defensive success has come from limiting opponent shot attempts entirely, especially from the 3-point line. South Carolina has attempted more total shots than its opponents every season except Staley's first (2008-09). Opponents have attempted more 3s than the Gamecocks just once as well (2009-10).

Here's a look at how the numbers break down year-by-year:

Season	SC FGA/Gm.	Opp. FGA/Gm.	Diff.	SC 3FGA/Gm.	Opp. 3FGA/Gm.	Diff.
2012-13	57.1	50.3	+6.8	14.0	10.5	+3.5
2011-12	57.9	51.1	+6.8	16.3	8.3	+2.8
2010-11	56.1	53.8	+2.3	18.0	10.9	+7.1
2009-10	59.4	57.9	+1.5	12.8	13.3	-0.5
2008-09	54.8	57.6	-2.8	13.3	12.1	+1.2

As the difference in shot attempts has increased over the course of the Staley era, so has the team's win totals, culminating in last season's 25-10 record, the program's best in more than a decade, and this season's 15-3 start.

## Going Glass

Looking at South Carolina's roster of seven guards and four forwards/centers, the casual observer might think that rebounding would not be the Gamecocks' bailiwick, but South Carolina out-rebounded its opponent in all but one game (Stanford) this season, including four by more 20 or more and six others by at least 10. The team effort has the Gamecocks ranked eighth in the nation in rebound margin at +11.2.

While rebounding is a team focus, this season has seen a surge in individual performances. In 2011-12, a Gamecock posted double-figure rebounds just seven times over 35 games. Through 18 games this season, South Carolina has amassed 16 double-digit rebound efforts, including seven from sophomore forward Aleighsa Welch. Three Gamecocks rank among the SEC's top 20 rebounders - Aleighsa Welch (7th), Ashley Bruner (10th) and Tiffany Mitchell (18th).

## Miscellaneous Stats

Double-Doubles	2012-13	Career	Record
Aleighsa Welch	6	6	6-0
Ashley Bruner	2	7	4-3
Tiffany Mitchell	2	2	2-0
Ieasia Walker	0	1	1-0

30+ Points	2012-13	Career	Record
Ieasia Walker	0	1	1-0

20+ Points	2012-13	Career	Record
Tiffany Mitchell	1	1	1-0
Ieasia Walker	1	5	3-2

10+ Points	2012-13	Career	Record
Aleighsa Welch	13	23	19-4
Tiffany Mitchell	10	10	9-1
Ieasia Walker	8	51	31-20
Ashley Bruner	8	28	21-7
Sancheon White	3	5	5-0
Wilka Montout	2	2	2-0
Asia Dozier	1	1	1-0
Elem Ibiam	1	1	1-0
Tina Roy	0	5	4-1

10+ Rebounds	2012-13	Career	Record
Aleighsa Welch	6	7	6-1
Tiffany Mitchell	4	4	3-1
Ashley Bruner	3	9	6-3
Asia Dozier	1	1	1-0
Elem Ibiam	1	1	1-0
Sancheon White	0	1	0-1
Ieasia Walker	0	1	1-0

5+ Assists	2012-13	Career	Record
Ieasia Walker	3	16	13-3
Asia Dozier	1	1	1-0

5+ Steals	2012-13	Career	Record
Ieasia Walker	5	8	6-3
Tiffany Davis	1	1	1-0
Tiffany Mitchell	1	1	1-0

5+ Blocks	2012-13	Career	Record
Elem Ibiam	1	2	2-0

## Games Led Team In...

(Tied for team lead in each category included)

Scoring	2012-13	Career	Record
Aleighsa Welch	7	11	7-4
Tiffany Mitchell	6	6	5-1
Ashley Bruner	5	11	9-2
Ieasia Walker	2	22	12-10
Tina Roy	0	2	2-0

Rebounding	2012-13	Career	Record
Ashley Bruner	6	29	16-13
Aleighsa Welch	6	22	19-3
Tiffany Mitchell	4	4	3-1
Sancheon White	3	7	4-3
Elem Ibiam	3	4	4-0
Ieasia Walker	2	10	6-4

Assists	2012-13	Career	Record
Ieasia Walker	10	39	23-16
Ashley Bruner	5	9	7-2
Sancheon White	2	4	4-0
Tiffany Mitchell	2	2	2-0
Aleighsa Welch	2	2	2-0
Khadijah Sessions	1	1	1-0
Tina Roy	0	1	1-0

## Scoring Differentials

Largest lead in a win .....	by 36 (71-35), 2nd-7:30 vs. Savannah State, 11/15/12
Largest deficit overcome to win .....	by 14 (36-22), 1st-0:00 vs. Drexel, 11/28/12
Largest lead given up in a loss .....	by 6 (8-2), 1st-15:59 at Georgia, 1/13/13
Largest deficit in a loss .....	by 25 (42-67), 2nd-4:44 vs. Tennessee, 1/3/13

## Team Specialty Stats

South Carolina/Opponent

	Pts. in Paint	Pts. Off TOs	2nd Chance Pts	Fast Break Pts
11/9 Elon	52/18	34/11	22/5	24/8
11/12 at LA Tech	38/30	16/4	22/4	2/2
11/15 Sav. St.	40/20	15/12	19/8	6/4
11/18 Clemson	38/14	15/14	13/11	8/5
11/22 vs. HU	20/12	16/14	15/4	8/6
11/23 vs. FGCU	38/18	23/12	13/4	20/2
11/24 vs. DPU	40/22	6/11	10/8	14/7
11/28 Drexel	26/18	15/6	14/7	12/0
12/2 at SHU	30/22	20/10	13/2	6/10
12/9 Furman	42/12	31/6	17/9	20/7
12/19 Stanford	20/24	11/4	4/9	6/2
12/21 SC State	22/18	14/1	22/10	6/6
12/29 WCU	30/12	21/9	15/9	8/3
1/3 Tenn.	32/38	8/4	20/9	10/13
1/6 at Miss. St.	24/10	17/5	13/8	8/0
1/10 Vandy	36/20	19/19	6/11	10/6
1/13 at Georgia	26/26	14/16	10/6	2/6
1/17 LSU	30/38	19/14	11/4	14/8
1/20 at Fla.				
1/24 Kentucky				
1/27 at Ark.				
2/3 Auburn				
2/7 at Ala.				
2/10 TX A&M				
2/14 at Ky.				
2/17 at Ole Miss				
2/24 Miss. St.				
2/28 at Missouri				
3/3 Florida				

## Starters vs. Bench Points

	SC Starters	Opp. Starters	SC Bench	Opp. Bench
11/9 Elon	54	29	23	15
11/12 at LA Tech	58	33	24	25
11/15 Sav. St.	50	42	28	5
11/18 Clemson	51	27	13	16
11/22 vs. HU	34	27	11	7
11/23 vs. FGCU	54	30	11	16
11/24 vs. DPU	47	40	8	6
11/28 Drexel	49	43	9	12
12/2 at SHU	50	38	5	4
12/9 Furman	40	27	29	8
12/19 Stanford	44	51	5	2
12/21 SC State	41	28	24	17
12/29 WCU	40	15	26	29
1/3 Tenn.	49	68	4	5
1/6 at Miss. St.	47	36	13	10
1/10 Vandy	46	35	18	13
1/13 at Georgia	38	36	2	6
1/17 LSU	63	53	3	6
1/20 at Fla.				
1/24 Kentucky				
1/27 at Ark.				
2/3 Auburn				
2/7 at Ala.				
2/10 TX A&M				
2/14 at Ky.				
2/17 at Ole Miss				
2/24 Miss. St.				
2/28 at Missouri				
3/3 Florida				

## Posts Up – Spurs Up

Forwards Aleighsa Welch and Ashley Bruner have been an integral part in the team's 15-3 start this season, averaging 12.7 and 9.2 points, respectively. Welch is shooting a team-best 66.7 percent from the field on the season and leads the SEC in field goal percentage in league games at 63.4.

The duo are among the league's top 10 rebounders with Welch ranking seventh at 8.3 per game and Bruner coming in 10th at 7.3. Both are especially proficient on the offensive glass, ranking first and seventh, respectively, in the league. More than half of Welch's 149 total rebounds have come on the offensive end (76), while 43.2 percent of Bruner's 132 have come on a Gamecock miss.

## Walkin' on Sunshine

Senior guard Ieasia Walker has shown tremendous leadership in guiding this season's team that includes four newcomers among its nine active players to a 15-3 record. Walker showed patience through the non-conference season, stepping out of the spotlight to allow her younger teammates to find their way on offense while still providing dominant defense borne of quick hands and lightning fast reflexes.

In SEC play, however, Walker as re-asserted herself offensively raising her overall scoring average by an entire point over the last five games. With a 12.2 scoring average in league play, which ranks among the 25 best in the SEC, she has poured in 14.3 points per game over the last four outings. Walker turned up the scoring while still contributing 2.3 assists and 3.8 steals per game over the stretch.

## Twice as Nice

South Carolina's Aleighsa Welch earned a spot on the 2012 SEC All-Freshman Team despite lacking a key resume bullet for forwards – a double-double. The sophomore has made up for last season's missing ingredient by amassing six through the team's first 18 games this season. After narrowly missing the mark in the season opener, Welch picked up her first career double-double two games later with a 13-point, 12-rebound effort against Savannah State (Nov. 15). She added two more at the Paradise Jam against Hampton (Nov. 22) and Florida Gulf Coast (Nov. 24) and tacked on her fourth against Drexel (Nov. 28). She made it four in five games with a 14-point/10-rebound effort at Seton Hall (Dec. 2). Welch continued her balanced dominance with a 16-point, 14-rebound effort against SC State just before the holiday break.

Welch leads the team with seven double-digit rebound games this season and also paces the Gamecocks in double-figure scoring outings with 13.

## Movin' On Up

South Carolina seniors Ashley Bruner and Ieasia Walker have made the most of their time in the Garnet and Black, posting and heading toward significant milestones while moving up the all-time leaderboards in several categories.

Bruner made the first move by becoming just the 26th Gamecock to pull down at least 500 career rebounds, hitting the mark as part of her seven-rebound outing at Seton Hall (Dec. 2). Currently 25th on the total rebounding list with 566, she can move into the top 20 with 22 more boards, which would tie her for the 20th spot with Ilona Burgrova (2005-08). With 34 more rebounds this season, Bruner will join just 17 other Gamecocks to reach 600 career boards.

Walker joined the 1,000-point club 18 points into her 24-point performance against LSU (Jan. 17) at Carolina Coliseum. She is just the 28th Gamecock to reach the plateau and is one of just 12 in the group to pair the milestone with at least 200 career steals. Walker hit that mark with five against Western Carolina (Dec. 29). She moved into the program's top 10 in that category on the same night she scored her 1,000th point, swiping five steals from the Lady Tigers to get to 216 and climb into sixth place in school history. She needs 11 more to tie Cristina Ciocan (2000-04) in fifth place.

## Oh Captain, My Captain

South Carolina's captains for this season are seniors Ieasia Walker and Ashley Bruner along with sophomore Aleighsa Welch.

## Working Overtime

After Wednesday's 58-55 win over Drexel, South Carolina is 16-14 all-time in overtime games, including a 1-3 mark in double-overtime contests. Since taking the reins for the 2008-09 season, Gamecock head coach Dawn Staley has amassed a 5-3 record in extended games. South Carolina played a school-record four overtime games in 2010-11, going 2-2, and in 1995-96, going 1-3.

## Preseason Predictions

South Carolina was picked by both the media and league's coaches to finish in the middle of the 14-team pack in the Southeastern Conference. The media predicted the Gamecocks would take seventh place, while the coaches slotted South Carolina into sixth.

Senior guard Ieasia Walker drew preseason second-team all-conference honors from both groups. She is the team's lone returning starter and the highest returning scorer from last year's squad. Her 7.9 points per game came with 3.2 assists per outing, which combined to earn her Second-Team All-SEC honors for the second-straight year.

## 2012-13 Double-Doubles

### Aleighsa Welch (6)

11/15	Savannah State	13 pts/12 rebs
11/22	vs. Hampton	16 pts/11 rebs
11/23	vs. Florida Gulf Coast	14 pts/11 rebs
11/28	Drexel	12 pts/15 rebs
12/2	at Seton Hall	14 pts/10 rebs
12/21	SC State	16 pts/14 rebs

### Ashley Bruner (2)

11/24	vs. DePaul	11 pts/12 rebs
1/17	LSU	13 pts/12 rebs

### Tiffany Mitchell (2)

12/2	at Seton Hall	13 pts/11 rebs
12/21	SC State	21 pts/11 rebs

## AP Top 25

(Week of Jan. 14)

1.	Baylor	14-1
2.	Notre Dame	14-1
3.	Connecticut	14-1
4.	Duke	15-0
5.	Kentucky	16-1
6.	Stanford	14-2
7.	California	13-2
8.	Penn State	13-2
9.	Tennessee	13-3
10.	Maryland	13-3
11.	North Carolina	17-1
12.	Purdue	13-2
13.	Georgia	15-2
14.	UCLA	13-2
15.	Louisville	14-3
16.	Oklahoma	14-2
17.	Oklahoma State	13-2
18.	Dayton	13-1
19.	<b>South Carolina</b>	<b>14-3</b>
20.	Texas A&M	13-5
21.	Colorado	13-2
22.	Florida State	13-3
23.	Kansas	11-4
24.	Iowa State	12-2
25.	Michigan	14-2

## USA Today Coaches Top 25

(Week of Jan. 14)

1.	Baylor	14-1
2.	Connecticut	14-1
3.	Notre Dame	14-1
4.	Duke	15-0
5.	Kentucky	16-1
6.	Stanford	14-2
7.	California	13-2
8.	Penn State	13-2
9.	Tennessee	13-3
10.	Maryland	13-3
11.	Purdue	13-2
12.	Georgia	15-2
13.	Louisville	14-3
14.	Oklahoma	14-2
15.	UCLA	13-2
16.	Oklahoma State	13-2
17.	Dayton	13-1
18.	<b>South Carolina</b>	<b>14-3</b>
19.	North Carolina	17-1
20.	Texas A&M	13-5
21.	Kansas	11-4
22.	Iowa State	12-2
23.	Syracuse	14-1
24.	Florida State	13-3
25.	Colorado	13-2

## South Carolina's Record When...

	SEC Only	All Games
Record.....	3-2.....	15-3
Playing a ranked opponent.....	0-2.....	0-3
Playing at home .....	2-1.....	9-2
Playing on the road .....	1-1.....	3-1
Playing at neutral site .....	0-0.....	3-0
Leading at half .....	3-0.....	14-0
Trailing at half .....	0-1.....	1-2
Tied at half .....	0-1.....	0-1
Playing an overtime game .....	0-0.....	1-0
0 players score in double-figures .....	0-0.....	0-0
1 player scores in double-figures .....	0-1.....	2-1
2 players score in double-figures .....	2-0.....	5-1
3 players score in double-figures .....	0-1.....	5-1
4 players score in double-figures .....	1-0.....	2-0
5 players score in double-figures .....	0-0.....	1-0
Starters outscore opponent's starters .....	3-1.....	15-1
Opponent's starters score equal/more .....	0-1.....	0-2
Bench outscores opponent's bench .....	2-0.....	9-1
Opponent's bench scores equal/more.....	1-2.....	6-2
Shooting 50% or better .....	0-0.....	1-0
Shooting between 40-49% .....	1-0.....	7-0
Shooting between 30-39% .....	2-1.....	7-1
Shooting less than 30% .....	0-1.....	0-2
Opponent shoots 50% or better.....	0-1.....	0-1
Opponent shoots between 40-49% .....	1-0.....	3-1
Opponent shoots between 30-39% .....	1-1.....	7-1
Opponent shoots less than 30% .....	1-0.....	5-0
Shooting better than opponent.....	1-0.....	11-0
Shooting worse than/equal to opponent .....	2-2.....	4-3
Having more FTs made than opponent .....	2-1.....	10-1
Having equal/less FTs made than opponent .....	1-1.....	5-2
Outrebounding opponent .....	3-2.....	15-2
Having equal/less rebounds than opponent .....	0-0.....	0-1
Having more TOs than opponent .....	0-1.....	3-1
Having equal or less TOs than opponent.....	3-1.....	12-2
Attempting more FT than 3FG.....	3-1.....	13-1
Attempting equal/less FT than 3FG .....	0-1.....	2-2
Making 5 or more 3FGs.....	1-0.....	6-0
Making less than 5 3FGs.....	2-2.....	9-3
Making no 3 FGs.....	1-1.....	4-1
Attempting 15 or more 3FGs.....	1-1.....	7-2
Attempting less than 15 3FGs.....	2-1.....	9-1

	SEC Only	All Games
No South Carolina players foul out .....	2-2.....	14-3
One or more South Carolina players foul out.....	0-0.....	0-0
Having 10 or more assists.....	2-0.....	8-0
Having less than 10 assists.....	1-2.....	7-3
Scoring more pts. in paint than opponent .....	2-0.....	14-0
Scoring equal/less pts. in paint than opponent .....	1-2.....	1-3
Scoring more pts. off TOs than opponent .....	2-1.....	13-2
Scoring equal/less pts. off TOs than opponent.....	1-1.....	2-1
Scoring more 2nd-chance pts. ....	2-1.....	14-1
Scoring equal/less 2nd-chance pts.....	1-1.....	1-2
Scoring more fast break pts.....	3-0.....	12-0
Scoring equal/less fast break pts.....	0-2.....	3-3
Wearing white uniforms.....	2-1.....	11-2
Wearing black uniforms .....	1-1.....	4-1
Wearing garnet uniforms.....	0-0.....	0-0
Playing in tournaments/classics .....	0-0.....	3-0
Playing on live television .....	0-2.....	3-3
Playing in November.....	0-0.....	8-0
Playing in December .....	0-0.....	4-1
Playing in January .....	3-2.....	3-2
Playing in February .....	0-0.....	0-0
Playing in March.....	0-0.....	0-0
Playing during the day.....	1-1.....	8-1
Playing at night.....	2-1.....	7-2
Playing on Sunday.....	1-1.....	4-1
Playing on Monday.....	0-0.....	1-0
Playing on Tuesday.....	0-0.....	0-0
Playing on Wednesday.....	0-0.....	2-1
Playing on Thursday.....	2-1.....	4-1
Playing on Friday .....	0-0.....	3-0
Playing on Saturday.....	0-0.....	2-0
Margin is 5 pts. or less.....	0-1.....	1-2
Margin is between 6-10.....	1-0.....	2-0
Margin is between 11-20.....	2-1.....	7-1
Margin is more than 20.....	0-0.....	5-0
Having a 20-pt. scorer .....	1-0.....	2-0
Having a 30-pt. scorer .....	0-0.....	0-0
Scoring 49 points or less.....	0-1.....	1-2
Scoring 50-59 points.....	0-1.....	3-1
Scoring 60-69 points.....	3-0.....	8-0
Scoring 70-79 points.....	0-0.....	2-0
Scoring 80-89 points.....	0-0.....	1-0
Scoring 90-99 points.....	0-0.....	0-0

## 2012-13 Team High / Low

South Carolina	Game Highs		Game Lows	
POINTS	82	at Louisiana Tech 11/12/12	40	at Georgia, 1/13/13
FIELD GOALS MADE	31	Savannah State, 11/15/12 Elon, 11/9/12	14	at Mississippi State, 1/6/13
FIELD GOAL ATTEMPTS	70	Elon, 11/9/12	39	at Mississippi State, 1/6/13
FIELD GOAL PERCENTAGE	.500 (28-56)	Western Carolina, 12/29/12	.286 (18-63)	Stanford, 12/19/12
3 PT FIELD GOALS MADE	9	Savannah State, 11/15/12	0	at Georgia, 1/13/13 at Mississippi State, 1/6/13 vs. DePaul, 11/24/12 Clemson, 11/18/12 Elon, 11/9/12
3 PT FG ATTEMPTS	25	Savannah State, 11/15/12	2	at Mississippi State, 1/6/13
3 PT FG PERCENTAGE	.667 (6-9)	Western Carolina, 12/29/12	.000 (0-14)	Clemson, 11/18/12 Elon, 11/9/12
FREE THROWS MADE	32	at Mississippi State, 1/6/13	4	Western Carolina, 12/29/12
FREE THROW ATTEMPTS	50	at Mississippi State, 1/6/13	13	vs. Florida Gulf Coast, 11/23/12 Savannah State, 11/15/12
FREE THROW PERCENTAGE	.643 (9-14)	Stanford, 12/19/12	.286 (4-14)	Western Carolina, 12/29/12
REBOUNDS	57	vs. Hampton, 11/22/12	31	Stanford, 12/19/12
ASSISTS	20	at Louisiana Tech 11/12/12	1	vs. DePaul, 11/24/12
STEALS	15	Furman, 12/9/12	4	Savannah State, 11/15/12
BLOCKED SHOTS	9	Furman, 12/9/12	0	at Georgia, 1/13/13 vs. Florida Gulf Coast, 11/23/12
TURNOVERS	29	vs. Hampton, 11/22/12	7	Stanford, 12/19/12 at Louisiana Tech 11/12/12
FOULS	19	Stanford, 12/19/12 Clemson, 11/18/12	8	at Seton Hall, 12/2/12
Opponent	Game Highs		Game Lows	
POINTS	73	Tennessee, 1/3/13	34	vs. Hampton, 11/22/12
FIELD GOALS MADE	28	Tennessee, 1/3/13	11	Furman, 12/9/12 vs. Hampton, 11/22/12 Clemson, 11/18/12
FIELD GOAL ATTEMPTS	64	vs. DePaul, 11/24/12	44	vs. Florida Gulf Coast, 11/23/12
FIELD GOAL PERCENTAGE	.500 (28-56)	Tennessee, 1/3/13	.193 (11-57)	vs. Hampton, 11/22/12
3 PT FIELD GOALS MADE	7	Drexel, 11/28/12 vs. Florida Gulf Coast, 11/23/12	0	Stanford, 12/19/12
3 PT FG ATTEMPTS	29	vs. Florida Gulf Coast, 11/23/12	4	Stanford, 12/19/12
3 PT FG PERCENTAGE	.583 (7-12)	Drexel, 11/28/12	.000 (0-4)	Stanford, 12/19/12
FREE THROWS MADE	20	Vanderbilt, 1/10/13 Clemson, 11/18/12	2	at Seton Hall, 12/2/12
FREE THROW ATTEMPTS	24	Clemson, 11/18/12 at Louisiana Tech 11/12/12	4	at Seton Hall, 12/2/12
FREE THROW PERCENTAGE	1.000 (10-10)	Furman, 12/9/12	.500 (6-12) .500 (2-4)	LSU, 1/17/13 at Seton Hall, 12/2/12
REBOUNDS	42	Stanford, 12/19/12	20	vs. Florida Gulf Coast, 11/23/12
ASSISTS	13	LSU, 1/17/13	2	Furman, 12/9/12
STEALS	13	vs. Hampton, 11/22/12	0	Furman, 12/9/12
BLOCKED SHOTS	11	Tennessee, 1/3/13 Stanford, 12/19/12	0	vs. DePaul, 11/24/12 at Louisiana Tech 11/12/12
TURNOVERS	24	Furman, 12/9/12	11	vs. DePaul, 11/24/12
FOULS	33	SC State, 12/21/12	13	Tennessee, 1/3/13 Savannah State, 11/15/12



# Staley Era Team Records

## Scoring

Most	Points
1. at Clemson, 11/19/09	92
2. vs. North Carolina, 12/20/09	85
3. at Louisiana Tech, 11/12/12	82
4. at Alabama, 1/10/10	80
vs. Eastern Michigan, 3/17/12	80

Fewest	Points
1. at Stanford, 11/26/10	32
2. vs. Georgia, 3/4/11	34
3. vs. Mississippi State, 3/5/09	39
4. at Georgia, 1/13/13	40
5. at Mississippi State, 2/26/09	41

Fewest Allowed	Points
1. vs. South Carolina State, 12/14/11	21
2. vs. Presbyterian, 11/27/11	24
3. vs. Furman, 12/11/11	33
vs. Savannah State, 12/5/10	33
5. vs. Hampton, 11/22/12	34
vs. Ohio University, 11/28/08	34

Most Allowed	Points
1. at Clemson, 11/19/09	94
2. vs. North Carolina, 12/20/09	93
3. vs. Xavier, 11/12/10	84
4. at Tennessee, 2/17/11	82
at Florida, 2/22/09	82

## Margin of Outcome

Victory	Score	Margin
1. vs. South Carolina State, 12/14/11	66-21	+45
2. vs. Furman, 12/11/11	72-33	+39
3. vs. Furman, 12/9/12	69-35	+34
4. vs. Elon, 11/9/12	77-44	+33
5. vs. Eastern Michigan, 3/17/12	80-48	+32

Defeat	Score	Margin
1. at Stanford, 11/26/10	32-70	-38
2. vs. Georgia, 3/4/11	34-66	-32
3. vs. Stanford, 12/19/08	47-78	-31
4. at Penn State, 11/21/10	48-78	-30
5. vs. Connecticut, 12/28/08	48-77	-29

## Field Goals

Made	FGM
1. vs. North Carolina, 12/20/09	34
at Clemson, 11/19/09	34
3. vs. North Carolina, 12/18/11	33
4. vs. Eastern Michigan, 3/17/12	32
5. 6 Times, Last vs. Savannah State, 11/15/12	31
vs. Elon, 11/9/12	31

Attempts	FGA
1. vs. Penn State, 11/20/11	76
2. at Clemson, 11/19/09	74
3. vs. Tennessee, 1/20/11	73
4. vs. NC State, 12/13/09	71
5. vs. Elon, 11/9/12	70
vs. North Carolina, 12/18/11	70
at Florida, 2/22/09	70

Highest Percentage (Min. 40 FGA)	FGM-A	Pct
1. at Alabama, 1/10/10	31-52	.596
2. at Alabama, 2/19/12	25-45	.556
3. vs. Kentucky, 1/14/10	31-56	.554
4. vs. Eastern Michigan, 3/17/12	32-60	.533
5. vs. Presbyterian, 12/28/10	25-48	.521

Lowest Percentage (Min. 40 FGA)	FGM-A	Pct
1. at Stanford, 11/26/10	12-55	.218
2. vs. Georgia, 3/4/11	12-52	.231
3. at Kentucky, 2/5/09	13-55	.236
4. at Georgia, 1/2/11	13-54	.241
5. at Penn State, 11/21/10	17-70	.243

Lowest Allowed	FGM-A	Pct
1. vs. South Carolina State, 12/14/11	6-48	.125
2. vs. Hampton, 11/22/12	11-57	.193
3. vs. Furman, 12/9/12	11-46	.239
vs. Clemson, 11/18/12	11-46	.239
5. vs. Presbyterian, 11/27/11	10-40	.250
vs. Furman, 12/11/11	11-44	.250

Highest Allowed	FGM-A	Pct
1. vs. Connecticut, 12/28/08	35-62	.565
vs. Florida, 1/9/11	26-46	.565
3. vs. Xavier, 11/12/10	34-61	.557
4. at Kentucky, 1/13/11	30-55	.545
5. vs. Vanderbilt, 2/27/11	27-50	.540

## 3-Point Field Goals

Made	3FGM
1. vs. Savannah State, 11/15/12	9
at Arkansas, 2/6/11	9
at Ole Miss, 1/16/11	9
vs. North Carolina, 12/18/11	9
vs. Ole Miss, 1/26/12	9

Attempts	3FGA
1. vs. Penn State, 11/20/11	29
2. vs. North Carolina, 12/19/10	28
3. vs. Savannah State, 11/15/12	25
at Ole Miss, 1/16/11	25
5. vs. Georgia, 2/16/12	23
vs. Boston University, 12/28/09	23
at Florida, 2/22/09	23

Percentage (Min. 5 3FGA)	3FGM-A	Pct
1. vs. Western Carolina, 12/29/12	6-9	.667
at Alabama, 1/10/10	8-12	.667
vs. Charlotte, 12/21/08	8-12	.667
4. vs. Florida, 2/12/12	8-13	.615
5. at Alabama, 2/19/12	5-9	.556

## Free Throws

Made	FTM
1. at Mississippi State, 1/6/13	32
2. vs. SC State, 12/21/12	27
3. at Ole Miss, 1/22/09	26
4. vs. Charlotte, 12/21/08	24
5. at Georgia, 1/2/11	23
vs. Auburn, 1/8/09	23

Attempts	FTA
1. at Mississippi State, 1/6/13	50
2. vs. SC State, 12/21/12	44
3. at Xavier, 11/30/11	38
4. vs. Clemson, 11/18/12	35
5. at Georgia, 1/2/11	34
vs. Penn State, 11/22/09	34
at Clemson, 11/19/09	34

Percentage (Min. 10 FTA)	FTM-A	Pct
1. vs. Auburn, 1/2/09	23-26	.885
2. vs. San Diego State, 11/28/09	14-16	.875
3. at Tennessee, 1/7/10	10-12	.833
4. at Auburn, 2/4/10	9-11	.818
5. vs. Davidson, 11/24/08	13-16	.813

## Rebounding

Total	Rebs
1. vs. Hampton, 11/22/12	57
2. vs. Elon, 11/9/12	53
vs. Brown, 12/29/09	53
4. vs. High Point, 12/5/08	52
5. vs. Savannah State, 11/15/12	50

Offensive	ORebs
1. vs. Elon, 11/9/12	29
2. vs. College of Charleston, 11/23/11	27
3. vs. Savannah State, 11/15/12	25
vs. Penn State, 11/20/11	25
at Penn State, 11/21/10	25

Defensive	DRebs
1. vs. Hampton, 11/22/12	39
2. vs. Charlotte, 11/16/09	35
3. at Ole Miss, 1/22/09	33
4. vs. DePaul, 11/24/12	32
vs. Jacksonville, 12/30/08	32

Margin	Rebs	Margin
1. vs. Florida Gulf Coast, 11/23/12	46-20	+26
2. vs. Hampton, 11/22/12	57-32	+25
3. vs. Savannah State, 11/15/12	50-26	+24
4. vs. Alabama, 1/23/11	49-27	+22
5. vs. Jacksonville, 12/30/08	45-24	+21

## Assists

Game	Assists
1. at Louisiana Tech, 11/12/12	22
vs. Eastern Michigan, 3/17/12	22
3. vs. Alabama, 2/15/09	20
4. vs. North Carolina, 12/18/11	19
at Alabama, 1/10/10	19
vs. North Carolina, 12/20/09	19
vs. High Point, 12/5/08	19

## Steals

Game	Steals
1. vs. Furman, 12/11/11	21
2. vs. NC State, 12/12/10	16
vs. USC Upstate, 12/16/08	16
4. vs. Furman, 12/9/12	15
vs. High Point, 12/2/09	15
vs. Davidson, 11/24/08	15

## Blocked Shots

Game	Blocks
1. vs. Eastern Michigan, 3/17/12	11
vs. Furman, 12/11/11	11
3. vs. Furman, 12/9/12	9
at NC State, 12/4/11	9
vs. Alabama A&M, 11/14/11	9

## Turnovers

Fewest	TOs
1. at Tennessee, 2/2/12	4
2. vs. Georgia, 3/2/12	5
vs. Ole Miss, 3/3/11	5
4. vs. Stanford, 12/19/12	7
at Louisiana Tech, 11/12/12	7
vs. Tennessee, 3/3/12	7

Most	TOs
1. at Wake Forest, 12/3/08	32
2. vs. Hampton, 11/22/12	29
vs. Kentucky, 1/15/12	29
4. at Kentucky, 1/13/11	28
5. vs. Jacksonville, 12/30/08	26

## The Last Time ...

### Individual

#### Scored 50 Points

**South Carolina** 51, Jocelyn Penn vs. Stetson, 1/4/03  
**Opponent** Never

#### Scored 40 Points

**South Carolina** 51, Jocelyn Penn vs. Stetson, 1/4/03  
**Opponent** 46, Cornelia Gayden, LSU, 1/14/95

#### Scored 30 Points

**South Carolina** 30, Ieasia Walker vs. Clemson, 11/18/10  
**Opponent** 32, LaQueta Ferguson, Florida International, 11/25/07

#### Grabbed 20 Rebounds

**South Carolina** 25, Kelsey Bone vs. Boston University, 12/28/09  
**Opponent** 24, Courtney Paris, Oklahoma, 12/30/07

#### Grabbed 15 Rebounds

**South Carolina** 15, Aleighsa Welch vs. Drexel, 11/28/12  
**Opponent** 15, Chiney Ogwumike, Stanford, 12/19/12

#### Two Players with 20 or More Points

**South Carolina** La'Keisha Sutton 21/Markeshia Grant 20 vs. North Carolina, 12/18/11  
**Opponent** Angie Bjorklund 23/Shekinna Stricklen 21, Tennessee, 1/17/10

#### Two Players with 10 or More Rebounds

**South Carolina** Aleighsa Welch 14/Tiffany Mitchell 11 vs. SC State, 12/21/12  
**Opponent** Chiney Ogwumike 10/Nnemkadi Ogwumike 10, Stanford, 3/24/12

#### Had 10 Assists

**South Carolina** 10, Samone Kennedy at Florida, 2/24/08  
**Opponent** 11, Marneshia Richard, Mississippi State, 1/21/07

#### Had Five Steals

**South Carolina** 5, Ieasia Walker vs. LSU, 1/17/13  
**Opponent** 5, Sam Ramirez, Appalachian State, 3/16/11

#### Had Five Blocked Shots

**South Carolina** 5, Elem Ibiam vs. Western Carolina, 12/29/12  
**Opponent** 7, Isabelle Harrison, Tennessee, 1/3/13

#### Had a Double-Double

**South Carolina** Ashley Bruner (13 pts/12 rebs) vs. LSU, 1/17/13  
**Opponent** Isabelle Harrison (18 pts/14 rebs), Tennessee, 1/3/13

#### Two Players had a Double-Double

**South Carolina** Aleighsa Welch (16 pts/14 rebs) and Tiffany Mitchell 21 pts/11 rebs) vs. SC State, 12/21/12  
**Opponent** Chiney Ogwumike (11 pts/10 rebs)/Nnemkadi Ogwumike (39 pts/10 rebs), Stanford, 3/24/12

#### Had a Triple-Double

**South Carolina** Iva Sliskovic (18 pts, 15 rebs, 10 assts) vs. High Point, 12/20/06  
**Opponent** Never

### Team

#### Scored 100 Points

**South Carolina** 102 vs. North Carolina A&T, 3/21/08  
**Opponent** 103, Clemson, 11/21/03

#### Won by 30 or More Points

**South Carolina** 69-35 (34) vs. Furman, 12/9/12  
**Opponent** 66-34 (32), Georgia, 3/4/11

#### Shot 65% or Better from the Field

**South Carolina** .652 (45-69) vs. East Tennessee State, 12/19/00  
**Opponent** Never

#### Shot 60% or Better from the Field

**South Carolina** .608 (31-51) vs. Jackson State, 12/7/07  
**Opponent** .604 (29-48), Vanderbilt, 1/18/01

#### Shot 50% or Better from the Field

**South Carolina** .500 (28-56) vs. Western Carolina, 12/29/12  
**Opponent** .500 (28-56), Tennessee, 1/3/13

#### No Players in Double-Figure Points

**South Carolina** at Auburn, 1/19/12  
**Opponent** SC State, 12/14/11

#### Five Players in Double-Figure Points

**South Carolina** at Louisiana Tech, 11/12/12  
**Opponent** Arkansas, 2/14/10

#### Faced AP Top-25 Opponent

**Win** 72-61 at No. 13 Purdue, 3/19/12  
**Loss** 40-42 at No. 13 Georgia, 1/13/13

#### Faced AP Top-10 Opponent

**Win** 64-60 at No. 8 Tennessee, 2/2/12  
**Loss** 49-53 vs. No. 1 Stanford, 12/19/12

#### Faced AP Top-5 Opponent

**Win** 70-66 vs. No. 5 Vanderbilt, 1/28/98  
**Loss** 49-53 vs. No. 1 Stanford, 12/19/12

#### Faced AP No. 1 Team

**Win** Never  
**Loss** 49-53 vs. No. 1 Stanford, 12/19/12

#### Overtime Game

**Win** 64-62 at Arkansas, 2/6/11  
**Loss** 60-74 vs. Vanderbilt, 2/27/11

#### Double-Overtime Game

**Win** 92-91 at Florida State, 2/4/91  
**Loss** 92-94 at Clemson, 11/19/09

#### South Carolina Was Ranked (AP Poll)

**AP No. 1** Never  
**AP Top 10** No. 10, 2/18/02  
**AP Top 25** No. 19, 1/14/13



# Ashley Bruner

#21

**6-0 • Senior**  
**Forward**  
**Norman, Okla.**  
**Norman**

## Miscellaneous Stats

	2012-13	Career	Career
	Games	Games	Record
Double-Double	2	7	4-3
10+ Points	8	28	21-7
10+ Rebounds	4	10	7-3
Tm-High Points	6	12	9-3
Tm-High Rebs.	6	29	16-13
Tm-High Assts.	5	9	7-2

- Has started every game this season
- Ranks 10th in SEC in rebounds per game and seventh in offensive rebounds per game (3.2)
- Has two double-doubles this season (vs. DePaul, LSU)
- Led team in scoring five times (Elon, at LA Tech, Clemson, vs. FGCU, vs. DePaul)
- Led team in rebounding six times (Savannah State, Clemson, vs. Hampton, vs. DePaul, Stanford, LSU)
- Has scored in double figures eight times (Elon, at LA Tech, Clemson, vs. FGCU, vs. DePaul, Drexel, Tennessee, LSU)
- Is second on team in assists, including 1.8 per SEC game
- Played solid all-around game against LSU (Jan. 17), posting a double-double and a team-high four assists (tying her career high) ... tied her season high with 12 rebounds, including seven in second half, during which she scored nine of her 13 points
  - Reeled in seven of her eight rebounds at #13/12 Georgia (Jan. 13) in the second half
  - Grabbed all seven of her rebounds against Vanderbilt (Jan. 10) in second half as Gamecocks held off more efficient Commodore offense
- Scored five of her seven points at Mississippi State (Jan. 6) at the free throw line, including four during an 8-2 run in the first half to open a nine-point lead
- Snagged four of her six rebounds against Tennessee (Jan. 3) on the offensive end and scored 10 of her 12 points in the first half while adding four steals in the game
- Pulled down her 500th career rebound at Seton Hall (Dec. 2), making her the 26th Gamecock to reach the plateau
- Ranks fourth among active SEC players and 25th in school history in career rebounds (523) – needs 34 to reach Melanie Johnson (2005-07) in 24th place
- Snagged five of her eight rebounds against SC State (Dec. 21) on the offensive end to help her tie her career high with four assists
- Battled Stanford's frontcourt (Dec. 19) for a team-high eight rebounds in near miss against nation's top team
- All-Tournament selection at the Paradise Jam after averaging 10.3 points and 9.3 rebounds over the three games at the event
- Posted all of her 12 points and eight rebounds vs. Drexel (Nov. 28) after halftime, including the game-winning basket and final defensive rebound in overtime
- Posted her first double-double of the season against DePaul (Nov. 24) with 11 points and 12 rebounds

## Career Highs – All Games

**Pts** ..... 18 vs. Savannah State, 12/5/10  
**FG** .... 8, 2x, last, at LA Tech, 11/12/12  
**FGA**.. 16 vs. Alabama A&M, 11/14/11  
**FG %** .... 1.00 (8-8) vs. Florida, 1/9/11  
**FT** ..... 6 vs. Charlotte, 3/20/11  
**FTA**..... 12 at Mississippi State, 1/6/13  
**FT %**..... 1.00 (4-4), 2x, last, vs. Auburn, 1/19/12  
**Rebs**..... 18 vs. Penn State, 11/20/11  
**Off Rebs** .... 9 vs. Penn State, 11/20/11  
**Def Rebs** .... 9 vs. Penn State, 11/20/11  
**Blks** ..... 4, 2x, last, vs. Savannah St., 12/5/10  
**Stls**..... 5 at Seton Hall, 12/2/12  
**Assts** ..... 4, 2x, last vs. LSU, 1/17/13  
**Min**..... 37, 2x, last vs. Georgia, 1/13/13

## Career – SEC Games

**Pts** ..... 16, 2x, last vs. Florida, 1/9/11  
**FG** ..... 8 vs. Florida, 1/9/11  
**FGA**..... 14 vs. LSU, 1/17/13  
**FG %** ... 1.000 (8-8) vs. Florida, 1/9/11  
**FT** ..... 5 at Mississippi State, 1/6/13  
**FTA**..... 12 at Mississippi State, 1/6/13  
**FT %** .... 1.000 (4-4) vs. Auburn, 1/19/12  
**Rebs** ..... 12 vs. LSU, 1/17/13  
**Off Rebs** ... 6, 3x, last vs. Ark., 2/26/12  
**Def Rebs** ..... 8 vs. LSU, 1/17/13  
**Blks** ... 2, 6x, last vs. Arkansas, 2/26/12  
**Stls**..... 4 vs. Tennessee, 1/3/13  
**Assts** ..... 4 vs. LSU, 1/17  
**Min**..... 37 at Georgia, 1/13

## Season Highs – All Games

**Pts** ..... 17 at LA Tech, 11/12  
**FG** ..... 8 at LA Tech, 11/12  
**FGA**..... 14, 2x, last vs. LSU, 1/17  
**FG %** ... .800 (8-10) at LA Tech, 11/12  
**FT** ..... 5 at Mississippi State, 1/6  
**FTA**..... 12 at Mississippi State, 1/6  
**FT %** ... .750 (3-4) vs. Stanford, 12/19  
**Rebs**..... 12, 3x, last, vs. DePaul, 11/24  
**Off Rebs** .... 5, 4x, last vs. SC St., 12/21  
**Def Rebs** ..... 8 vs. Hampton, 11/22  
**Blks** ..... 2, 2x, last vs. Furman, 12/9  
**Stls**..... 5 at Seton Hall, 12/2  
**Assts** ..... 4, 2x, last vs. LSU, 1/17  
**Min**..... 37, 2x, last at Georgia, 1/13

## Season Highs – SEC Games

**Pts** ..... 12, 2x, last vs. LSU, 1/17  
**FG** ..... 6 vs. LSU, 1/17  
**FGA**..... 14 vs. LSU, 1/17  
**FG %** .. .571 (4-7) vs. Vanderbilt, 1/10  
**FT** ..... 5 at Mississippi State, 1/6  
**FTA**..... 12 at Mississippi State, 1/6  
**FT %** ..... .500 (4-8) vs. Tennessee, 1/3  
**Rebs**..... 12 vs. LSU, 1/17  
**Off Rebs** ..... 4, 2x, last vs. LSU, 1/17  
**Def Rebs** ..... 8 vs. LSU, 1/17  
**Blks** ..... 1, 2x, last vs. LSU, 1/17  
**Stls**..... 4 vs. Tennessee, 1/3  
**Assts** ..... 4 vs. LSU, 1/17  
**Min**..... 37 at Georgia, 1/13

## 2012-13 Game-by-Game Stats

Date	Opponent	GS	MIN	FG-A	3FG-A	FT-A	Reb	PF	A	TO	B	S	TP
11/9	Elon	*	24	7-11	0-0	1-5	3	0	0	2	0	0	15
11/12	at LA Tech	*	22	8-10	0-0	1-3	2	3	3	0	0	0	17
11/15	Savannah State	*	23	4-9	0-0	0-3	12	2	1	2	0	0	8
11/18	Clemson	*	28	6-12	0-0	4-7	8	3	0	3	0	3	16
11/22	vs. Hampton	*	28	2-6	0-0	1-9	12	2	2	5	0	1	5
11/23	vs. Fla. Gulf Coast	*	27	7-12	0-1	1-3	4	2	1	3	0	1	15
11/24	vs. DePaul	*	37	5-10	0-0	1-7	12	1	0	4	1	1	11
11/28	Drexel	*	35	5-14	0-0	2-7	8	0	2	3	2	4	12
12/2	at Seton Hall	*	30	4-8	0-1	1-4	7	1	2	3	0	5	9
12/9	vs. Furman	*	21	1-6	0-0	0-0	5	2	1	2	2	1	2
12/19	#1/1 Stanford	*	35	1-9	0-0	3-4	8	3	1	2	0	2	5
12/21	SC State	*	25	0-5	0-0	1-6	8	0	4	1	2	1	1
12/29	Western Carolina	*	29	2-8	0-1	0-2	5	0	2	1	1	2	4
1/3	#12/13 Tennessee	*	29	4-10	0-0	4-8	6	0	1	1	0	4	12
1/6	at Mississippi State	*	22	1-3	0-0	5-12	5	3	0	2	0	1	7
1/10	Vanderbilt	*	30	4-7	0-0	1-6	7	3	3	3	1	0	9
1/13	at #13/12 Georgia	*	37	2-6	0-0	0-0	8	1	1	4	0	1	4
1/17	LSU	*	35	6-14	0-0	1-3	12	2	4	1	1	1	13
<b>Totals</b>		<b>18</b>	<b>517</b>	<b>69-160</b>	<b>0-3</b>	<b>27-89</b>	<b>132</b>	<b>28</b>	<b>28</b>	<b>42</b>	<b>10</b>	<b>28</b>	<b>165</b>
				<b>28.4</b>	<b>.431</b>	<b>.303</b>	<b>7.3</b>		<b>1.4</b>			<b>1.6</b>	<b>8.9</b>
<b>SEC Totals</b>		<b>5</b>	<b>153</b>	<b>17-40</b>	<b>0-0</b>	<b>11-29</b>	<b>38</b>	<b>9</b>	<b>9</b>	<b>11</b>	<b>2</b>	<b>7</b>	<b>45</b>
				<b>30.6</b>	<b>.425</b>	<b>.379</b>	<b>7.6</b>		<b>1.8</b>			<b>1.4</b>	<b>9.0</b>



# ASIA DOZIER

- Has played in every game this season
- Has scored in double figures one time (Savannah State)
- Hit a first-half 3 to give Gamecocks 10-point lead against LSU (Jan. 17)
- Drove from the wing for a basket as part of Gamecocks' 25-5 first-half surge that deflated Vanderbilt (Jan. 10) and was solid defensively to earn 20 minutes of playing time, the most by a Gamecock off the bench
- Buried a 3-pointer as part of team's 12-4 run to close the first half and establish a substantial lead over SC State (Dec. 21)
- Hit a huge second-half 3-pointer against #1/1 Stanford (Dec. 19) to pull within two points
- Posted her first double-digit scoring game with 11 points against Savannah State (Nov. 15)
- Handed out five assists at Louisiana Tech (Nov. 12)
- Pulled down 10 rebounds in her college debut against Elon (Nov. 9)

#31

**5-10 • Freshman**  
**Guard**  
**Columbia, S.C.**  
**Spring Valley**

## Miscellaneous Stats

	2012-13	Career	Career
	Games	Games	Record
Double-Double	0	0	0-0
10+ Points	1	1	1-0
10+ Rebounds	1	1	1-0
5+ Assists	1	1	1-0
Tm-High Points	0	0	0-0
Tm-High Rebs.	0	0	0-0
Tm-High Assts.	0	0	0-0

## Career Highs – All Games

Pts ..... 11 vs. Savannah St., 11/15/12  
 FG ..... 4 vs. Savannah St., 11/15/12  
 FGA ..... 10 vs. Savannah St., 11/15/12  
 FG %..... .400 (4-10) vs. Sav. St., 11/15/12  
 3FG ..... 3 vs. Savannah St., 11/15/12  
 3FGA ..... 9, 2x, last, vs. SC State, 12/21/12  
 3FG %.... .333 (3-9) vs. Sav. St., 11/15/12  
 FT ..... 4 vs. Elon, 11/9/12  
 FTA ..... 7 vs. Elon, 11/9/12  
 FT % ... 1.00 (2-2) vs. Hampton, 11/22/12  
 Rebs ..... 10 vs. Elon, 11/9/12  
 Off Rebs ..... 4 vs. Elon, 11/9/12  
 Def Rebs ..... 6 vs. Elon, 11/9/12  
 Blks ..... 1, 2x, last vs. Furman, 11/9/12  
 Stls ..... 2 at LA Tech, 11/12/12  
 Assts ..... 5 at LA Tech, 11/12/12  
 Min ..... 26 vs. Elon, 11/9/12

## Career – SEC Games

Pts ..... 3, 2x, last vs. LSU, 1/17/13  
 FG ..... 1, 3x, last vs. LSU, 1/17/13  
 FGA ..... 7 vs. Tennessee, 1/3/13  
 FG %..... .250 (1-4) vs. LSU, 1/17/13  
 3FG ..... 1, 2x, last vs. LSU, 1/17/13  
 3FGA ..... 5 vs. Tennessee, 1/3/13  
 3FG %..... .333 (1-3) vs. LSU, 1/17/13  
 FT ..... 1 at Mississippi State, 1/6/13  
 FTA ..... 2 at Mississippi State, 1/6/13  
 FT % ..... .500 (1-2) at Miss. State, 1/6/13  
 Rebs ..... 2, 2x, last at Miss. State, 1/6/13  
 Off Rebs ..... 1, 2x, last vs. Vandy, 1/10/13  
 Def Rebs ..... 2 at Mississippi St., 1/6/13  
 Blks ..... 1 at Mississippi State, 1/6/13  
 Stls .....  
 Assts ..... 1 vs. Vanderbilt, 1/10/13  
 Min ..... 20 vs. Vanderbilt, 1/10/13

## Season Highs – All Games

Pts ..... 11 vs. Savannah St., 11/15  
 FG ..... 4 vs. Savannah St., 11/15  
 FGA ..... 10 vs. Savannah St., 11/15  
 FG %..... .400 (4-10) vs. Sav. St., 11/15  
 3FG ..... 3 vs. Savannah St., 11/15  
 3FGA ..... 9, 2x, last, vs. SC State, 12/21  
 3FG %..... .333 (3-9) vs. Sav. St., 11/15  
 FT ..... 4 vs. Elon, 11/9  
 FTA ..... 7 vs. Elon, 11/9  
 FT % ..... 1.00 (2-2) vs. Hampton, 11/22  
 Rebs ..... 10 vs. Elon, 11/9  
 Off Rebs ..... 4 vs. Elon, 11/9  
 Def Rebs ..... 6 vs. Elon, 11/9  
 Blks ..... 1, 2x, last vs. Furman, 11/9/12  
 Stls ..... 2 at LA Tech, 11/12  
 Assts ..... 5 at LA Tech, 11/12  
 Min ..... 26 vs. Elon, 11/9

## Season Highs – SEC Games

Pts ..... 3, 2x, last vs. LSU, 1/17  
 FG ..... 1, 3x, last vs. LSU, 1/17  
 FGA ..... 7 vs. Tennessee, 1/3  
 FG %..... .250 (1-4) vs. LSU, 1/17  
 3FG ..... 1, 2x, last vs. LSU, 1/17  
 3FGA ..... 5 vs. Tennessee, 1/3  
 3FG %..... .333 (1-3) vs. LSU, 1/17  
 FT ..... 1 at Mississippi State, 1/6  
 FTA ..... 2 at Mississippi State, 1/6  
 FT % ..... .500 (1-2) at Miss. State, 1/6  
 Rebs ..... 2, 2x, last at Miss. State, 1/6  
 Off Rebs ..... 1, 2x, last vs. Vanderbilt, 1/10  
 Def Rebs ..... 2 at Mississippi State, 1/6  
 Blks ..... 1 at Mississippi State, 1/6  
 Stls .....  
 Assts ..... 1 vs. Vanderbilt, 1/10  
 Min ..... 20 vs. Vanderbilt, 1/10

## 2012-13 Game-by-Game Stats

Date	Opponent	GS	MIN	FG-A	3FG-A	FT-A	Reb	PF	A	TO	B	S	TP
11/9	Elon		26	0-8	0-6	4-7	10	4	0	2	1	0	4
11/12	at LA Tech		22	2-5	1-4	0-0	2	2	5	0	0	2	5
11/15	Savannah State		24	4-10	3-9	0-0	3	4	2	1	0	0	11
11/18	Clemson		18	0-4	0-3	0-0	5	0	1	1	0	1	0
11/22	vs. Hampton		19	1-8	1-4	2-2	3	3	0	2	0	0	5
11/23	vs. Fla. Gulf Coast		16	1-6	0-5	0-0	1	5	1	2	0	0	2
11/24	vs. DePaul		4	0-1	0-1	0-0	1	0	0	0	0	0	0
11/28	Drexel		14	1-8	1-6	0-0	1	0	1	0	0	1	3
12/2	at Seton Hall		10	0-1	0-0	0-0	1	0	0	0	0	0	0
12/9	vs Furman		21	1-5	1-5	1-2	2	2	0	0	1	0	4
12/19	#1/1 Stanford		8	2-4	1-3	0-0	0	1	0	0	0	0	5
12/21	SC State		21	1-9	1-9	0-2	4	1	3	2	0	1	3
12/29	Western Carolina		17	2-6	1-1	0-3	2	1	1	2	1	1	5
1/3	#12/13 Tennessee		17	1-7	1-5	0-0	2	0	0	1	0	0	3
1/6	at Mississippi State		9	0-0	0-0	1-2	2	0	0	0	1	0	1
1/10	Vanderbilt		20	1-5	0-3	0-0	1	1	1	1	0	0	2
1/13	at #13/12 Georgia		6	0-2	0-1	0-0	0	0	0	0	0	0	0
1/17	LSU		12	1-4	1-3	0-0	1	2	0	0	0	0	3
<b>Totals</b>		<b>0</b>	<b>284</b>	<b>18-93</b>	<b>12-68</b>	<b>8-18</b>	<b>41</b>	<b>26</b>	<b>15</b>	<b>14</b>	<b>4</b>	<b>6</b>	<b>56</b>
			<b>15.7</b>	<b>.194</b>	<b>.176</b>	<b>.444</b>	<b>2.4</b>						<b>3.1</b>
<b>SEC Totals</b>		<b>0</b>	<b>64</b>	<b>3-18</b>	<b>2-12</b>	<b>1-2</b>	<b>6</b>	<b>1</b>	<b>1</b>	<b>2</b>	<b>1</b>	<b>0</b>	<b>9</b>
			<b>12.8</b>	<b>.167</b>	<b>.167</b>	<b>.500</b>	<b>1.2</b>						<b>1.8</b>





# ELEM IBIAM

- Has played in 16 games this season, missing two due to injury (at LA Tech, Savannah St.)
- Has led the team in rebounding three times (Elon, Furman, Western Carolina)
- Has grabbed double-digit rebounds once (Elon)
- Has scored in double figures once (SC State)
- Grabbed four of her seven rebounds against LSU (Jan. 17) on the offensive end
- Scored eight of her nine points against Vanderbilt (Jan. 10) during 25-5 first-half surge that propelled team to victory, hitting all four of her shot attempts in the run
- Netted all five of her points at Mississippi State (Jan. 6) in the second half as Gamecocks pulled away, blocking two shots as well
- Tied her career high with five blocks against Western Carolina (Dec. 29), tying for third most in Colonial Life Arena history ... Also led team with nine rebounds and scored six of team's last eight first-half points
  - Posted seven of her career-high 11 points in the first half against SC State (Dec. 21), including five as part of team's 12-4 run to close the first half to finally establish a substantial lead
  - Scored career-high eight points against Furman (Dec. 9), hitting 4-of-8 from the field while grabbing team-high nine rebounds
  - Posted her first career double-digit rebound game in season opener against Elon (Nov. 9), pulling in six of her 11 boards on the offensive end

#33

**6-3 • Sophomore  
Center  
Fayetteville, Ga.  
Fayette County**

## Miscellaneous Stats

	2012-13 Games	Career Games	Career Record
Double-Double	0	0	0-0
10+ Points	1	1	1-0
10+ Rebounds	1	1	1-0
5+ Blocks	1	2	2-0
Tm-High Points	0	0	0-0
Tm-High Rebs.	3	4	4-0
Tm-High Assts.	0	0	0-0

## Career Highs – All Games

**Pts** ..... 11 vs. SC State, 12/21/21  
**FG** ..... 4, 3x, last vs. WCU, 12/29/12  
**FGA** ..... 8, 2x, last vs. WCU, 12/29/12  
**FG %** .... 1.000 (2-2) vs. Tennessee, 3/3/12  
**FT** ..... 3, 2x, last at Miss. St., 1/6/13  
**FTA** ..... 5 at Mississippi State, 1/6/13  
**FT %** ..... 1.000 (2-2), 2x, last vs. Eastern Michigan, 3/17/12  
**Rebs** ..... 11 vs. Elon, 11/9/12  
**Off Rebs** ..... 6 vs. Elon, 11/9/12  
**Def Rebs** ..... 6 vs. Furman, 12/9/12  
**Blks** ..... 5, 2x, last vs. WCU, 12/29/12  
**Stls** ..... 1, 5x, last vs. Georgia, 1/13/13  
**Assts** ..... 2 vs. Eastern Michigan, 3/17/12  
**Min** ..... 25 vs. WCU, 12/29/12

## Career – SEC Games

**Pts** ..... 9 vs. Vanderbilt, 1/10/13  
**FG** ..... 4 vs. Vanderbilt, 1/10/13  
**FGA** ..... 6, 2x, last at Miss. St., 1/6/13  
**FG %** .... .800 (4-5) vs. Vandy, 1/10/13  
**FT** ..... 3, 2x, last at Miss. St., 1/6/13  
**FTA** ..... 5 at Mississippi State, 1/6/13  
**FT %** .... .750 (3-4) vs. Alabama, 1/1/12  
**Rebs** ..... 7 vs. LSU, 1/17/13  
**Off Rebs** ..... 4 vs. LSU 1/17/13  
**Def Rebs** ..... 4 vs. Miss. State, 1/29/12  
**Blks** ..... 2, 2x last vs. LSU, 1/17/13  
**Stls** ..... 1, 2x, last vs. Georgia, 1/13/13  
**Assts** ..... 1 vs. Arkansas, 2/9/12  
**Min** ..... 19 at Mississippi State, 1/6

## Season Highs – All Games


**Pts** ..... 11 vs. SC State, 12/21  
**FG** ..... 4, 4x, last vs. Vanderbilt, 1/10  
**FGA** ..... 8, 2x, last vs. WCU, 12/29  
**FG %** .... .800 (4-5), 2x, last vs. Vandy, 1/10  
**FT** ..... 3, 2x, last at Mississippi State, 1/6  
**FTA** ..... 5 at Mississippi State, 1/6  
**FT %** .... .750 (3-4) vs. SC State, 12/21  
**Rebs** ..... 11 vs. Elon, 11/9  
**Off Rebs** ..... 6 vs. Elon, 11/9  
**Def Rebs** ..... 6 vs. Furman, 12/9/12  
**Blks** ..... 5 vs. WCU, 12/29  
**Stls** ..... 1, 3x, last vs. Georgia, 1/13  
**Assts** ..... 1 vs. Furman, 12/9/12  
**Min** ..... 25 vs. WCU, 12/29

## Season Highs – SEC Games

**Pts** ..... 9 vs. Vanderbilt, 1/10  
**FG** ..... 4 vs. Vanderbilt, 1/10  
**FGA** ..... 6 at Mississippi State, 1/6  
**FG %** .... .800 (4-5) vs. Vanderbilt, 1/10  
**FT** ..... 3 at Mississippi State, 1/6  
**FTA** ..... 5 at Mississippi State, 1/6  
**FT %** .... .600 (3-5) at Miss. State, 1/6  
**Rebs** ..... 7 vs. LSU, 1/17  
**Off Rebs** ..... 4 vs. LSU, 1/17  
**Def Rebs** ..... 3, 2x, last vs. LSU, 1/17  
**Blks** ..... 2, 2x last vs. LSU, 1/17  
**Stls** ..... 1 vs. Georgia, 1/13  
**Assts** .....  
**Min** ..... 19 at Mississippi State, 1/6

## 2012-13 Game-by-Game Stats

Date	Opponent	GS	MIN	FG-A	3FG-A	FT-A	Reb	PF	A	TO	B	S	TP
11/9	Elon	17	2-7	0-0	0-2	11	0	0	3	2	1	4	
11/12	at LA Tech			— DNP (Injury) —									
11/15	Savannah State			— DNP (Injury) —									
11/18	Clemson	13	2-3	0-0	2-3	0	3	0	1	0	0	6	
11/22	vs. Hampton	8	0-1	0-0	1-2	5	1	0	0	1	0	1	
11/23	vs. Fla. Gulf Coast	15	0-3	0-0	2-4	4	0	0	0	0	0	2	
11/24	vs. DePaul	10	0-0	0-0	0-0	1	1	0	0	0	0	0	
11/28	Drexel	12	1-2	0-0	1-2	3	0	0	0	0	0	3	
12/2	at Seton Hall	12	0-4	0-0	0-0	1	1	0	0	1	0	0	
12/9	vs. Furman	22	4-8	0-0	0-2	9	2	1	1	1	0	8	
12/19	#1/1 Stanford	8	0-2	0-0	0-0	3	1	0	1	0	1	0	
12/21	SC State	19	4-5	0-0	3-4	2	3	0	0	1	0	11	
12/29	Western Carolina	25	4-8	0-0	0-1	9	2	1	0	5	1	8	
1/3	#12/13 Tennessee	17	0-4	0-0	0-0	3	2	0	0	1	0	0	
1/6	at Mississippi State	19	1-6	0-0	3-5	3	0	0	0	2	0	5	
1/10	Vanderbilt	13	4-5	0-0	1-3	2	4	0	2	0	0	9	
1/13	at #13/12 Georgia	12	1-2	0-0	0-0	1	2	0	2	0	1	2	
1/11	LSU	12	0-3	0-0	0-0	7	1	0	1	2	0	0	
<b>Totals</b>		<b>0</b>	<b>244</b>	<b>23-63</b>	<b>0-0</b>	<b>13-28</b>	<b>64</b>	<b>23</b>	<b>2</b>	<b>11</b>	<b>16</b>	<b>4</b>	<b>59</b>
			<b>13.6</b>	<b>.365</b>	<b>—</b>	<b>.464</b>	<b>3.6</b>						<b>3.9</b>
<b>SEC Totals</b>		<b>0</b>	<b>73</b>	<b>6-20</b>	<b>0-0</b>	<b>4-8</b>	<b>9</b>	<b>9</b>	<b>0</b>	<b>5</b>	<b>5</b>	<b>1</b>	<b>16</b>
			<b>14.6</b>	<b>.300</b>	<b>—</b>	<b>.500</b>	<b>1.8</b>						<b>3.2</b>



# TIFFANY MITCHELL

- Has started every game this season, the only freshman to earn a start
- Is third-highest scoring and rebounding freshman in the SEC
- Ranks 18th in the league in rebounding
- Has led the team in scoring six times (Clemson, Drexel, Furman, SC State, WCU, Tennessee)
- Has led the team in rebounding four times (at LA Tech, vs. FGCU, at Seton Hall, at Georgia)
- Has posted two double-doubles (at Seton Hall, SC State)
- Has scored in double figures 10 times (at LA Tech, Savannah St., Clemson, Drexel, at Seton Hall, Furman, SC State, WCU, Tennessee, LSU)
- Has pulled down double-digit rebounds four times (vs. FGCU, at Seton Hall, SC State, at Georgia)
- Turned in solid all-around game vs. LSU (Jan. 17), including key offensive rebound on missed free throw late in second half to help hold off a Lady Tiger comeback
  - Fought through a rough shooting night at #13/12 Georgia (Jan. 13) to lead team with 10 rebounds
  - Hit clutch 3-pointer in second half to stop 6-0 surge by Vanderbilt (Jan. 10) that pulled the Commodores within 10 points midway through the half
  - Tied season high with five offensive boards en route to team-high 14 points against Tennessee (Jan. 3)
  - Shot a career-best 83.3 percent (5-of-6) from field en route to team-high 12 points against Western Carolina
  - Posted the team's first 20-point game of the season and her second career double-double with career-high 21 points and 11 rebounds (tying career high) against SC State (Dec. 21)
- Played a season-high 34 minutes against #1/1 Stanford (Dec. 19) due to her attacking offense
- Swiped five steals against Furman (Dec. 9) while leading offense with 16 points to tie her career high
- Posted first career double-double with 13-point, 11-rebound effort at Seton Hall (Dec. 2)
- Hit a pair of 3s against Drexel (Nov. 28), including one late in second half to help force overtime
- Named SEC Freshman of the Week after averaging 13.0 points and 6.3 rebounds over three-game span (13 at LA Tech, 10 vs. Savannah State, 16 vs. Clemson)
- Recorded first career double-digit scoring game at Louisiana Tech (Nov. 12)

**5-9 • Freshman • Guard**  
**Charlotte, N.C.**  
**Providence Day**

**#25**

## Miscellaneous Stats

	2012-13 Games	Career Games	Career Record
Double-Double	2	2	2-0
20+ Points	1	1	1-0
10+ Points	10	10	9-1
10+ Rebounds	4	4	3-1
Tm-High Points	6	6	5-1
Tm-High Rebs.	4	4	3-1
Tm-High Assts.	2	2	2-0

## Career Highs – All Games

Pts .....21 vs. SC State, 12/21/12  
 FG .....8 vs. Furman, 12/9/12  
 FGA .....17 vs. Tennessee, 1/3/13  
 FG % .. .833 (5-6) vs. WCU, 12/29/12  
 3FG .....2, 4x, last vs. WCU, 12/29/12  
 3FGA .....4 vs. Savannah St., 11/15/12  
 3FG % .....1.000 (2-2), 3x, last  
 vs. WCU, 12/29/12  
 FT .....9 vs. SC State, 12/21/12  
 FTA .....13 vs. SC State, 12/21/12  
 FT % ...1.00 (3-3) vs. Tennessee, 1/3/13  
 Rebs .. 11, 3x, last vs. SC State, 12/21/12  
 Off Rebs ... 5, 3x, last vs. Tenn., 1/3/13  
 Def Rebs ..8, 2x, last at Seton Hall, 12/2/12  
 Blks .....1, 2x, last vs. LSU 1/17/13  
 Stls .....5 vs. Furman 12/9/12  
 Assts .....4 vs. Savannah State, 11/15/12  
 Min .....36 at Georgia, 1/13/13

## Career – SEC Games

Pts .....14 vs. Tennessee, 1/3/13  
 FG .....5 vs. Tennessee, 1/3/13  
 FGA .....17 vs. Tennessee, 1/3/13  
 FG % ....500 (3-6) vs. Vandy, 1/10/13  
 3FG .....1, 2x, last vs. Vandy, 1/10/13  
 3FGA .....3, 2x, last vs. LSU, 1/17/13  
 3FG % ... .333 (1-3) vs. Tennessee, 1/3/13  
 FT .....6 vs. LSU, 1/17/13  
 FTA .....10 vs. LSU, 1/17/13  
 FT % ...1.00 (3-3) vs. Tennessee, 1/3/13  
 Rebs .....7 vs. LSU, 1/17/13  
 Off Rebs .....5 vs. Tennessee, 1/3/13  
 Def Rebs .....4, 2x, last vs. LSU, 1/6/13  
 Blks .....1, 2x last vs. LSU, 1/17/13  
 Stls .....3 vs. LSU, 1/17/13  
 Assts .....3 vs. LSU, 1/17/13  
 Min .....36 at Georgia, 1/13/13

## Season Highs – All Games

Pts .....21 vs. SC State, 12/21  
 FG .....8 vs. Furman, 12/9  
 FGA .....17 vs. Tennessee, 1/3  
 FG % .....833 (5-6) vs. WCU, 12/29  
 3FG .....2, 4x, last vs. WCU, 12/29  
 3FGA .....4 vs. Savannah St., 11/15  
 3FG % .....1.000 (2-2), 3x, last  
 vs. WCU, 12/29  
 FT .....9 vs. SC State, 12/21  
 FTA .....13 vs. SC State, 12/21  
 FT % .....1.00 (3-3) vs. Tennessee, 1/3  
 Rebs .....11, 3x, last vs. SC State, 12/21  
 Off Rebs .....5, 3x, last vs. Tenn., 1/3  
 Def Rebs .....8, 2x, last at Seton Hall, 12/2  
 Blks .....1 vs. Stanford 12/19  
 Stls .....5 vs. Furman 12/9  
 Assts .....4 vs. Savannah State, 11/15  
 Min .....36 at Georgia, 1/13

## Season Highs – SEC Games

Pts .....14 vs. Tennessee, 1/3  
 FG .....5 vs. Tennessee, 1/3  
 FGA .....17 vs. Tennessee, 1/3  
 FG % .. .500 (3-6) vs. Vanderbilt, 1/10  
 3FG .....1, 2x, last vs. Vandy, 1/10  
 3FGA .....3, 2x, last vs. LSU, 1/17  
 3FG % ... .333 (1-3) vs. Tennessee, 1/3  
 FT .....6 vs. LSU, 1/17  
 FTA .....10 vs. LSU, 1/6  
 FT % .....1.00 (3-3) vs. Tennessee, 1/3  
 Rebs .....7 vs. LSU, 1/17  
 Off Rebs .....5 vs. Tennessee, 1/3  
 Def Rebs .....4, 2x, last vs. LSU, 1/6  
 Blks .....1, 2x, last vs. LSU, 1/17  
 Stls .....3 vs. LSU, 1/17  
 Assts .....3 vs. LSU, 1/17  
 Min .....36 at Georgia, 1/13

## 2012-13 Game-by-Game Stats

Date	Opponent	GS	MIN	FG-A	3FG-A	FT-A	Reb	PF	A	TO	B	S	TP
11/9	Elon	*	23	4-6	0-1	1-2	2	1	3	1	0	1	9
11/12	at LA Tech	*	25	5-11	0-2	3-4	8	2	0	2	0	0	13
11/15	Savannah State	*	25	4-11	1-4	1-3	5	1	4	0	0	1	10
11/18	Clemson	*	32	7-11	0-1	2-6	6	3	2	1	0	2	16
11/22	vs. Hampton	*	27	2-9	1-3	2-4	8	3	2	4	0	1	7
11/23	vs. Fla. Gulf Coast	*	28	3-7	0-0	2-2	11	1	3	3	0	1	8
11/24	vs. DePaul	*	29	1-5	0-0	4-8	6	1	0	4	0	2	6
11/28	Drexel	*	29	6-12	2-2	0-0	2	3	1	2	0	3	14
12/2	at Seton Hall	*	28	4-7	2-2	3-9	11	3	1	4	0	1	13
12/9	vs. Furman	*	29	8-13	0-1	0-2	4	1	1	2	0	5	16
12/19	#1/1 Stanford	*	34	1-13	0-3	0-0	5	3	0	3	1	2	2
12/21	SC State	*	31	5-11	2-3	9-13	11	1	2	3	0	2	21
12/29	Western Carolina	*	23	5-6	2-2	0-3	2	4	1	2	0	0	12
1/3	#12/13 Tennessee	*	35	5-17	1-3	3-3	5	0	1	1	0	1	14
1/6	at Mississippi State	*	35	0-4	0-0	5-6	5	2	0	2	0	1	5
1/10	Vanderbilt	*	20	3-6	1-1	0-0	3	4	0	5	1	0	7
1/13	at #13/12 Georgia	*	36	3-10	0-2	0-1	10	1	2	5	0	1	6
1/17	LSU	*	35	3-9	0-3	6-10	7	1	3	3	1	3	12
<b>Totals</b>		<b>18</b>	<b>524</b>	<b>69-168</b>	<b>12-33</b>	<b>41-76</b>	<b>111</b>	<b>35</b>	<b>26</b>	<b>47</b>	<b>3</b>	<b>27</b>	<b>191</b>
<b>SEC Totals</b>		<b>5</b>	<b>161</b>	<b>14-46</b>	<b>2-9</b>	<b>14-20</b>	<b>30</b>	<b>8</b>	<b>6</b>	<b>16</b>	<b>2</b>	<b>6</b>	<b>44</b>
			<b>32.2</b>	<b>.304</b>	<b>.222</b>	<b>.700</b>	<b>6.0</b>						<b>8.8</b>



# WILKA MONTOUT

- Has played in every game this season
- Has scored in double figures two times (at LA Tech, Furman)
- Hit a 3-pointer to cap a 25-5 first-half surge against Vanderbilt (Jan. 10) and handed out a pair of assists
- Swatted away a pair of shots against Furman (Dec. 9) while contributing 10 points to the offensive effort
- Grabbed five of her six rebounds against Savannah State (Nov. 15) on the offensive end, helping her to nine points
- Scored eight of her 10 points at Louisiana Tech (Nov. 12) during an 11-5 second-half run that put the game out of reach

#12

**6-3 • Junior**  
**Center**  
**Cayenne, French Guiana**  
**Northeastern Oklahoma A&M**

## Miscellaneous Stats

	2012-13 Games	Career Games	Career Record
Double-Double	0	0	0-0
10+ Points	2	2	2-0
10+ Rebounds	0	0	0-0
Tm-High Points	0	0	0-0
Tm-High Rebs.	0	0	0-0
Tm-High Assts.	0	0	0-0

## Career Highs – All Games

**Pts** ..... 12 at LA Tech, 11/12/12  
**FG** ..... 4, 3x, last vs. Furman, 12/9/12  
**FGA** ..... 13 vs. Savannah St., 11/15/12  
**FG %** .... .400 (4-10) at LA Tech, 11/12/12  
**3FG** ... 1, 3x, last vs. Hampton, 11/22/12  
**3FGA** ... 3, 2x, last vs. Vanderbilt 1/10/13  
**3FG %** .... .500 (1-2) at LA Tech, 11/15/12  
**FT** ..... 3 at LA Tech, 11/15/12  
**FTA** ... 4, 2x, last at LA Tech, 11/15/12  
**FT %** ..... 1.000 (2-2), 3x, last at Mississippi State, 1/6  
**Rebs** ..... 6 vs. Savannah St., 11/15/12  
**Off Rebs** ..... 5 vs. Savannah St., 11/15/12  
**Def Rebs** 3 at Mississippi State, 1/6/13  
**Blks** ..... 2 vs. Furman, 12/9/12  
**Stls** ... 1, 3x, last vs. Hampton, 11/22/12  
**Assts** ... 2, 2x, last vs. Vanderbilt, 1/10/13  
**Min** ..... 24 vs. Savannah St., 11/15/12

## Career – SEC Games

**Pts** ..... 3 vs. Vanderbilt, 1/10/13  
**FG** ..... 1 vs. Vanderbilt, 1/10/13  
**FGA** ..... 3 vs. Vanderbilt, 1/10/13  
**FG %** .... .333 (1-3) vs. Vandy, 1/10/13  
**3FG** ..... 1 vs. Vanderbilt, 1/10/13  
**3FGA** ..... 3 vs. Vanderbilt, 1/10/13  
**FG %** .... .333 (1-3) vs. Vandy, 1/10/13  
**FT** ..... 2 at Mississippi State, 1/6/13  
**FTA** ..... 2 at Mississippi State, 1/6/13  
**FT %** ... 1.000 (2-2) at Miss. St., 1/6/13  
**Rebs** ..... 4 at Mississippi State, 1/6/13  
**Off Rebs** ..... 2 vs. Tennessee, 1/3/13  
**Def Rebs** ... 3 at Mississippi St., 1/6/13  
**Blks** ..... 1 vs. Vanderbilt, 1/10/13  
**Stls** .....  
**Assts** ..... 2 vs. Vanderbilt, 1/10/13  
**Min** ..... 15 at Mississippi State, 1/6/13

## Season Highs – All Games

**Pts** ..... 12 at LA Tech, 11/12  
**FG** ..... 4, 2x, last vs. Sav. St., 11/15  
**FGA** ..... 13 vs. Savannah St., 11/15  
**FG %** ..... .400 (4-10) at LA Tech, 11/12  
**3FG** ..... 1, 3x, last vs. Hampton, 11/22  
**3FGA** ..... 3, 2x, last vs. Vanderbilt 1/10  
**3FG %** ..... .500 (1-2) at LA Tech, 11/15  
**FT** ..... 3 at LA Tech, 11/15  
**FTA** ..... 4, 2x, last at LA Tech, 11/15  
**FT %** ..... 1.000 (2-2), 3x, last at Mississippi State, 1/6  
**Rebs** ..... 6 vs. Savannah St., 11/15  
**Off Rebs** ..... 5 vs. Savannah St., 11/15  
**Def Rebs** ..... 3 at Mississippi State, 1/6  
**Blks** ..... 2 vs. Furman, 12/9/12  
**Stls** ..... 1, 3x, last vs. Hampton, 11/22  
**Assts** ..... 2, 2x, last vs. Vanderbilt, 1/10  
**Min** ..... 24 vs. Savannah St., 11/15

## Season Highs – SEC Games

**Pts** ..... 3 vs. Vanderbilt, 1/10  
**FG** ..... 1 vs. Vanderbilt, 1/10  
**FGA** ..... 3 vs. Vanderbilt, 1/10  
**FG %** .... .333 (1-3) vs. Vanderbilt, 1/10  
**3FG** ..... 1 vs. Vanderbilt, 1/10  
**3FGA** ..... 3 vs. Vanderbilt, 1/10  
**3FG %** .... .333 (1-3) vs. Vanderbilt, 1/10  
**FT** ..... 2 at Mississippi State, 1/6  
**FTA** ..... 2 at Mississippi State, 1/6  
**FT %** ... 1.000 (2-2) at Miss. State, 1/6  
**Rebs** ..... 4 at Mississippi State, 1/6  
**Off Rebs** ..... 2 vs. Tennessee, 1/3  
**Def Rebs** ..... 3 at Mississippi State, 1/6  
**Blks** ..... 1 vs. Vanderbilt, 1/10  
**Stls** .....  
**Assts** ..... 2 vs. Vanderbilt, 1/10  
**Min** ..... 15 at Mississippi State, 1/6

## 2012-13 Game-by-Game Stats

Date	Opponent	GS	MIN	FG-A	3FG-A	FT-A	Reb	PF	A	TO	B	S	TP
11/9	Elon	18	0-3	0-2	1-4	2	2	2	1	0	1	1	1
11/12	at LA Tech	23	4-10	1-2	3-4	3	3	0	1	0	0	12	
11/15	Savannah State	24	4-13	1-3	0-0	6	2	0	2	1	0	9	
11/18	Clemson	18	1-6	0-2	2-2	1	3	1	1	0	1	4	
11/22	vs. Hampton	14	1-3	1-1	0-0	2	0	0	2	0	1	3	
11/23	vs. Fla. Gulf Coast	16	1-4	0-0	0-0	5	3	1	1	0	0	2	
11/24	vs. DePaul	6	1-2	0-0	0-0	1	1	0	1	1	0	2	
11/28	Drexel	3	0-1	0-1	0-0	0	0	0	0	0	0	0	
12/2	at Seton Hall	11	1-4	0-1	0-1	1	0	0	0	0	0	2	
12/9	vs. Furman	23	4-9	0-2	2-2	3	1	1	0	2	0	10	
12/19	#1/1 Stanford	3	0-0	0-0	0-0	0	2	0	0	0	0	0	
12/21	SC State	16	0-3	0-2	2-2	1	0	0	2	0	0	2	
12/29	Western Carolina	19	3-8	0-1	0-0	2	0	0	0	0	0	6	
1/3	#12/13 Tennessee	12	0-2	0-1	0-0	2	1	0	1	0	0	0	
1/6	at Mississippi State	15	0-1	0-0	2-2	4	0	0	0	0	0	2	
1/10	Vanderbilt	8	1-3	1-3	0-0	2	1	2	0	1	0	3	
1/13	at #13/12 Georgia	1	0-0	0-0	0-0	0	0	0	0	0	0	0	
1/17	LSU	4	0-3	0-0	0-0	1	0	0	0	0	0	0	
<b>Totals</b>		<b>0</b>	<b>234</b>	<b>21-75</b>	<b>4-21</b>	<b>12-17</b>	<b>36</b>	<b>19</b>	<b>7</b>	<b>12</b>	<b>5</b>	<b>3</b>	<b>58</b>
			<b>13.0</b>	<b>.280</b>	<b>.190</b>	<b>.706</b>	<b>2.0</b>						<b>3.2</b>
<b>SEC Totals</b>		<b>0</b>	<b>40</b>	<b>1-9</b>	<b>1-4</b>	<b>2-2</b>	<b>9</b>	<b>2</b>	<b>2</b>	<b>1</b>	<b>1</b>	<b>0</b>	<b>5</b>
			<b>8.0</b>	<b>.111</b>	<b>.250</b>	<b>1.000</b>	<b>2.0</b>						<b>1.0</b>



# KhadijahSessions KHADIJAH SESSIONS KhadijahSessions

- Has played in every game this season
- Has led the team in assists once (Furman)
- Hit all four free throws in the final two minutes against Vanderbilt (Jan. 10) to stymie any ideas of a late comeback for the Commodores
- Matched her season high with eight points against SC State (Dec. 21), shooting 6-of-8 from the free throw line
- Swiped a pair of steals at Seton Hall (Dec. 2)
- Hit her first career 3-pointer against Florida Gulf Coast (Nov. 23)
- Had a well-rounded game against Savannah State (Nov. 15) with four assists, three steals and six points
- Scored her eight points in just 10 minutes on the court against Elon (Nov. 9)

#5

**5-8 • Freshman**  
**Guard**  
**Myrtle Beach, S.C.**  
**Myrtle Beach**

## Miscellaneous Stats

	2012-13	Career	Career
	Games	Games	Record
Double-Double	0	0	0-0
10+ Points	0	0	0-0
10+ Rebounds	0	0	0-0
Tm-High Points	0	0	0-0
Tm-High Rebs.	0	0	0-0
Tm-High Assts.	1	1	1-0

## Career Highs – All Games

**Pts** ..... 8, 2x, last vs. SC State, 12/21/12  
**FG** ..... 3, 3x, last vs. WCU, 12/29/12  
**FGA** ..... 8 vs. DePaul, 11/24/12  
**FG %** ... .750 (3-4) vs. Sav. St., 11/15/12  
**3FG** ..... 1, 3x, last vs. WCU, 12/29/12  
**3FGA** ... 3, 2x, last vs. Furman, 12/9/12  
**3FG %** ... .333 (1-3) vs. FGCU, 11/23/12  
**FT** ..... 6 vs. SC State, 12/21/12  
**FTA** ..... 8 vs. SC State, 12/21/12  
**FT %** ... .750 (6-8) vs. SC St., 12/21/12  
**Rebs** ..... 3 vs. Savannah State, 11/15/12  
**Off Rebs** ... 2 vs. Savannah St., 11/15/12  
**Def Rebs** ... 2, 2x, last vs. Vandy, 1/10/13  
**Blks** ..... 1, 2x, last vs. WCU, 12/29/12  
**Stls** ..... 3 vs. Savannah State, 11/15/12  
**Assts** ..... 4 vs. Savannah State, 11/15/12  
**Min** ..... 23 vs. Furman 12/9/12

## Career – SEC Games

**Pts** ..... 5 at Mississippi State, 1/6/13  
**FG** .....  
**FGA** ..... 2 vs. Vanderbilt, 1/10/13  
**FG %** .....  
**3FG** .....  
**3FGA** ..... vs. Vanderbilt, 1/10/13  
**3FG %** .....  
**FT** ..... 5 at Mississippi State, 1/6/13  
**FTA** ..... 7 at Mississippi State, 1/6/13  
**FT %** ... .714 (5-7) at Miss. State, 1/6/13  
**Rebs** ..... 2 vs. Vanderbilt, 1/10/13  
**Off Rebs** .....  
**Def Rebs** ..... 2 vs. Vanderbilt, 1/10/13  
**Blks** .....  
**Stls** ..... 1 vs. Tennessee, 1/3/13  
**Assts** ..... 2 vs. LSU, 1/17/13  
**Min** ..... 14 vs. Vanderbilt, 1/10/13

## Season Highs – All Games

**Pts** ..... 8, 2x, last vs. SC State, 12/21  
**FG** ..... 3, 3x, last vs. WCU, 12/29  
**FGA** ..... 8 vs. DePaul, 11/24  
**FG %** ..... .750 (3-4) vs. Sav. St., 11/15  
**3FG** ..... 1, 3x, last vs. WCU, 12/29  
**3FGA** ..... 3, 2x, last vs. Furman, 12/9  
**3FG %** ..... .333 (1-3) vs. FGCU, 11/23  
**FT** ..... 6 vs. SC State, 12/21  
**FTA** ..... 8 vs. SC State, 12/21  
**FT %** ... .750 (6-8) vs. SC State, 12/21  
**Rebs** ..... 3 vs. Savannah State, 11/15  
**Off Rebs** ..... 2 vs. Savannah St., 11/15  
**Def Rebs** ..... 2, 2x, last vs. Vandy, 1/10  
**Blks** ..... 1, 2x, last vs. WCU, 12/29  
**Stls** ..... 3 vs. Savannah State, 11/15  
**Assts** ..... 4 vs. Savannah State, 11/15  
**Min** ..... 23 vs. Furman 12/9/12

## Season Highs – SEC Games

**Pts** ..... 5 at Mississippi State, 1/6  
**FG** .....  
**FGA** ..... 2 vs. Vanderbilt, 1/10  
**FG %** .....  
**3FG** .....  
**3FGA** ..... 2 vs. Vanderbilt, 1/10  
**3FG %** .....  
**FT** ..... 5 at Mississippi State, 1/6  
**FTA** ..... 7 at Mississippi State, 1/6  
**FT %** ... .714 (5-7) at Miss. State, 1/6  
**Rebs** ..... 2 vs. Vanderbilt, 1/10  
**Off Rebs** .....  
**Def Rebs** ..... 2 vs. Vanderbilt, 1/10  
**Blks** .....  
**Stls** ..... 1 vs. Tennessee, 1/3  
**Assts** ..... 2 vs. LSU, 1/17  
**Min** ..... 14 vs. Vanderbilt, 1/10

## 2012-13 Game-by-Game Stats

Date	Opponent	GS	MIN	FG-A	3FG-A	FT-A	Reb	PF	A	TO	B	S	TP
11/9	Elon	10	3-7	0-1	2-3	0	1	0	1	0	0	8	
11/12	at LA Tech	8	1-1	0-0	1-2	1	0	1	1	0	1	3	
11/15	Savannah State	19	3-4	0-1	0-0	3	1	4	1	0	3	6	
11/18	Clemson	15	0-3	0-2	3-5	1	1	1	2	0	0	3	
11/22	vs. Hampton	9	1-2	0-0	0-0	1	0	1	3	0	0	2	
11/23	vs. Fla. Gulf Coast	21	2-5	1-3	0-0	1	2	2	1	0	1	5	
11/24	vs. DePaul	21	2-8	0-1	2-3	1	1	0	0	0	0	6	
11/28	Drexel	7	1-1	1-1	0-2	0	0	0	1	0	1	3	
12/2	at Seton Hall	15	1-5	0-2	1-3	1	0	1	0	0	2	3	
12/9	vs. Furman	23	2-5	0-3	3-4	2	1	2	1	1	1	7	
12/19	#1/1 Stanford	9	0-1	0-1	0-0	0	1	0	0	0	0	0	
12/21	SC State	17	1-2	0-0	6-8	1	0	1	2	0	1	8	
12/29	Western Carolina	18	3-6	1-2	0-0	2	0	2	2	1	0	7	
1/3	#12/13 Tennessee	9	0-1	0-1	1-2	1	1	0	1	0	1	1	
1/6	at Mississippi State	12	0-1	0-1	5-7	0	2	1	3	0	0	5	
1/10	Vanderbilt	14	0-2	0-2	4-4	2	1	1	0	0	0	4	
1/13	at #13/12 Georgia	1	0-1	0-1	0-0	0	0	0	1	0	0	0	
1/17	LSU	6	0-1	0-1	0-0	0	1	2	1	0	0	0	
Totals		0	234	20-56	3-23	28-43	17	13	19	21	2	11	71
			13.0	.364	.130	.651	0.9	1.0					3.9
SEC Totals		0	42	0-6	0-6	10-13	3	5	4	6	0	1	10
			8.4	.000	.000	.769	0.6						2.0





# IEASIA WALKER

#2

**5-8 • Senior  
Guard  
Amityville, N.Y.  
Copiague**

- Named to the 2012 Preseason All-SEC Second Team
- Has started every game this season, 88 in her career
- Is one of just 12 Gamecocks to collect 1,000 career points (vs. LSU, Jan. 17) and 200 career steals (vs. WCU, Dec. 29) – 28th to reach 1,000 points, 13th to reach 200 steals
- Ranks eighth in the SEC in minutes played per game (31.7) and seventh in steals per game (2.7); is among league's top-25 scorers in conference play
- Has led the team in scoring two times (vs. DePaul, LSU)
- Has led the team in assists 10 times (Elon, at LA Tech, Savannah St., Clemson, Drexel, Stanford, WCU, Tennessee, Vandy, at Georgia)
- Has led the team in rebounding two times (Clemson, Tennessee)
- Has scored in double figures eight times (Elon, at LA Tech, Savannah St., vs. DePaul, Stanford, Tennessee, Vanderbilt, LSU), including one 20-point game (LSU)
  - Has handed out five or more assists three times (at LA Tech, Savannah St., Vandy)
  - Has swiped three more steals nine times (Elon, Clemson, Furman, Stanford, SC State, WCU, Vandy, at Georgia, LSU)
  - Scored her 1,000th career point among her game-high 24 against LSU (Jan. 17), hitting four 3s and swiping five steals
  - Tied career high with six steals at #13/12 Georgia (Jan. 13), including five in the second half as she tried to will team to victory, adding seven points, seven rebounds and three assists
- Posted eight of her 12 points against Vanderbilt (Jan. 10) in the first half and handed out four of her five assists in the second half to help stave off any Commodore comeback

## Miscellaneous Stats

	2012-13 Games	Career Games	Career Record		2012-13 Games	Career Games	Career Record
Dbl-Dbl	0	1	1-0	5+ Assists	3	15	12-3
30+ Points	0	1	1-0	5+ Steals	4	8	5-3
20+ Points	1	5	3-2	Tm-High Pts	2	22	12-10
10+ Points	8	51	31-20	Tm-High Rebs	2	10	6-4
10+ Rebs	0	1	1-0	Tm-High Assts	10	38	23-15

## Career Highs – All Games

**Pts** ..... 30 vs. Clemson, 11/18/10  
**FG** ..... 13 vs. Clemson, 11/18/10  
**FGA** ..... 23 vs. Tennessee, 1/20/11  
**FG %** ..... .750 (3-4), 2x, last vs. Sav. St. 11/15/12  
**3FG** ..... 4, 2x, last vs. LSU, 1/17/13  
**3FGA** ..... 9, 3x, last vs. LSU, 1/17/13  
**3FG %** ..... 1.000 (2-2) vs. Clemson, 11/18/10  
**FT** ..... 8, 2x, last at Alabama, 2/19/12  
**FTA** ..... 14 vs. Ole Miss, 3/3/11  
**FT %** ..... 1.000 (6-6) vs. Tenn., 2/17/11  
**Rebs** ..... 11 at Ole Miss, 1/16/11  
**Off Rebs** ..... 6 vs. Tennessee, 1/20/11  
**Def Rebs** ..... 9 at Ole Miss, 1/16/11  
**Blks** ..... 2, 6x, last vs. SC State, 12/21/12  
**Stls** ..... 6, 3x, last at Georgia, 1/13/13  
**Assts** ..... 8 at LA Tech, 11/12/12  
**Min** ..... 43, 2x, last vs. Drexel, 11/28/12

## Career – SEC Games

**Pts** ..... 24, 2x, last vs. LSU, 1/17/13  
**FG** ..... 10 vs. Tennessee, 1/20/11  
**FGA** ..... 23 vs. Tennessee, 1/20/11  
**FG %** ..... .600 (3-5) vs. Kentucky, 1/14/10  
**3FG** ..... 4, 2x, last vs. LSU, 1/17/13  
**3FGA** ..... 9, 2x, last vs. LSU 1/17/13  
**3FG %** ..... 1.000 (2-2) at Auburn, 2/4/10  
**FT** ..... 8, 2x, last at Alabama, 2/19/12  
**FTA** ..... 10, 3x, last at Alabama, 2/19/12  
**FT %** ..... 1.000 (6-6) at Tennessee, 2/17/11  
**Rebs** ..... 11 at Ole Miss, 1/16/11  
**Off Rebs** ..... 6 vs. Tennessee, 1/20/11  
**Def Rebs** ..... 9 at Ole Miss, 1/16/11  
**Blks** ..... 2, 2x, last vs. Miss. St., 1/29/12  
**Stls** ..... 6 at Georgia, 1/13/13  
**Assts** ..... 7 vs. Mississippi State, 1/29/12  
**Min** ..... 43 at Ole Miss, 1/16/11

## Season Highs – All Games

**Pts** ..... 24 vs. LSU, 1/17  
**FG** ..... 9, vs. LSU, 1/17  
**FGA** ..... 16 vs. LSU, 1/17  
**FG %** ..... .750 (3-4) vs. Sav. St., 11/15  
**3FG** ..... 4, vs. LSU, 1/17  
**3FGA** ..... 9, vs. LSU 1/17  
**FT** ..... 5 vs. Clemson, 11/18  
**FTA** ..... 6 at Mississippi State, 1/6  
**FT %** ..... 1.000 (5-5) vs. Clemson, 11/18  
**Rebs** ..... 8 vs. Clemson, 11/18  
**Off Rebs** ..... 3 vs. Elon, 11/9  
**Def Rebs** ..... 6, 2x, last vs. Tennessee, 1/3  
**Blks** ..... 2 vs. SC State, 12/21/12  
**Stls** ..... 6, 2x, last at Georgia, 1/13  
**Assts** ..... 8 at LA Tech, 11/12  
**Min** ..... 43 vs. Drexel, 11/28

## Season Highs – SEC Games

**Pts** ..... 24 vs. LSU, 1/17  
**FG** ..... 9 vs. LSU, 1/17  
**FGA** ..... 16 vs. LSU, 1/17  
**FG %** ..... .563 (9-16) vs. LSU, 1/17  
**3FG** ..... 4 vs. LSU, 1/17  
**3FGA** ..... 9 vs. LSU, 1/17  
**3FG %** ..... .444 (4-9) vs. LSU, 1/17  
**FT** ..... 4 at Mississippi State, 1/6  
**FTA** ..... 8 at Georgia, 1/13  
**FT %** ..... 1.000 (2-2) vs. LSU, 1/17  
**Rebs** ..... 7, 2x, last at Georgia, 1/13  
**Off Rebs** ..... 1, 3x, last at Georgia, 1/13  
**Def Rebs** ..... 6, 2x, last at Georgia, 1/13  
**Blks** ..... 1, 2x, last vs. Vanderbilt, 1/10  
**Stls** ..... 6 at Georgia, 1/13  
**Assts** ..... 5 vs. Vanderbilt, 1/10  
**Min** ..... 39 at Georgia, 1/13

- Scored five of her eight points at Mississippi State (Jan. 6) early in the second half to help the Gamecocks pull away for the victory
- Hit back-to-back 3s to send team into lockerroom down just one to #12/13 Tennessee (Jan. 3), finishing with 10 points, team-high seven rebounds and three assists
- Stuffed the box score with nine points, four assists and five steals against Western Carolina (Dec. 29)
- Tied her career high with six steals against SC State (Dec. 21)
- Scored 15 points against #1/1 Stanford (Dec. 19), including four in the final minute to keep chance of win alive, while handing out three assists and swiping four steals, one of which she turned into a layup that earned her No. 9 spot on ESPN SportsCenter's Top 10
- Played 43 minutes against Drexel (Nov. 28), locking down Dragons' top scorer for the final nine minutes of the game to finish off comeback win
- Handed out a career-high eight assists at Louisiana Tech (Nov. 12), including five on the first seven baskets of the game

## 2012-13 Game-by-Game Stats

Date	Opponent	GS	MIN	FG-A	3FG-A	FT-A	Reb	PF	A	TO	B	S	TP
11/9	Elon	*	24	5-12	0-3	3-3	4	1	4	1	0	3	13
11/12	at LA Tech	*	35	3-10	3-6	1-2	3	2	8	1	1	2	10
11/15	Savannah State	*	29	3-4	3-4	1-2	1	1	5	5	0	0	10
11/18	Clemson	*	31	2-7	0-4	5-5	8	1	4	5	0	4	9
11/22	vs. Hampton	*	34	2-7	2-5	0-4	2	1	1	5	0	0	6
11/23	vs. Fla. Gulf Coast	*	25	2-6	2-5	0-0	1	0	2	2	0	0	6
11/24	vs. DePaul	*	32	4-11	0-3	3-4	6	0	0	2	1	1	11
11/28	Drexel	*	43	1-10	1-4	3-4	2	2	2	2	1	2	6
12/2	at Seton Hall	*	36	2-7	2-5	0-3	3	2	1	4	1	1	6
12/9	vs. Furman	*	21	4-10	0-3	1-1	3	1	1	2	0	5	9
12/19	#1/1 Stanford	*	35	5-15	2-5	3-4	3	4	3	0	0	4	15
12/21	SC State	*	28	0-3	0-1	0-0	1	3	3	5	2	6	0
12/29	Western Carolina	*	28	3-5	1-1	2-3	1	3	4	1	0	5	9
1/3	#12/13 Tennessee	*	31	4-12	2-6	0-0	7	2	3	4	1	0	10
1/6	at Mississippi State	*	28	2-6	0-0	4-6	4	2	1	4	0	1	8
1/10	Vanderbilt	*	34	5-11	1-3	1-4	3	1	5	2	1	3	12
1/13	at #13/12 Georgia	*	39	2-11	0-5	3-8	7	2	3	5	0	6	7
1/17	LSU	*	37	9-16	4-9	2-2	2	2	0	0	1	5	24
<b>Totals</b>		<b>18</b>	<b>570</b>	<b>58-163</b>	<b>23-72</b>	<b>32-55</b>	<b>61</b>	<b>30</b>	<b>50</b>	<b>50</b>	<b>9</b>	<b>48</b>	<b>171</b>
				<b>31.6</b>	<b>.356</b>	<b>.319</b>	<b>.582</b>	<b>3.4</b>	<b>2.8</b>			<b>2.6</b>	<b>9.5</b>
<b>SEC Totals</b>		<b>5</b>	<b>169</b>	<b>22-56</b>	<b>7-23</b>	<b>10-20</b>	<b>23</b>	<b>9</b>	<b>12</b>	<b>16</b>	<b>3</b>	<b>15</b>	<b>37</b>
				<b>33.8</b>	<b>.393</b>	<b>.304</b>	<b>.500</b>	<b>4.6</b>	<b>2.4</b>			<b>3.0</b>	<b>9.3</b>



# Aleighsa Welch

#24

**6-0 • Sophomore  
Forward  
Goose Creek, S.C.  
Goose Creek**

## Miscellaneous Stats

	2012-13 Games	Career Games	Career Record
Double-Double	6	6	6-0
10+ Points	13	23	19-4
10+ Rebounds	7	9	8-1
Tm-High Points	7	11	7-4
Tm-High Rebs.	6	22	19-3
Tm-High Assts.	2	2	2-0

- Has started every game this season
- Has amassed six double-doubles (Savannah St., vs. Hampton, vs. FGCU, Drexel, at Seton Hall, SC State) – the first of her career
- Leads the SEC in offensive rebounds per game (4.2), ranks seventh in total rebounds per game and is 17th in scoring
- Has led the team in scoring seven times (Savannah St., vs. Hampton, at Seton Hall, Stanford, Miss. St., Vandy, at Georgia)
- Has led the team in rebounding six times (at LA Tech, Savannah St., vs. FGCU, Drexel, SC State, Miss. St.)
- Has scored in double figures 13 times (at LA Tech, Savannah St., vs. Hampton, vs. FGCU, Drexel, at Seton Hall, Furman, Stanford, SC State, Miss. St., Vandy, at Georgia, LSU)
- Has pulled down double-digit rebounds seven times (Savannah St., vs. Hampton, vs. FGCU, vs. DePaul, Drexel, at Seton Hall)
  - Hit four free throws in final minute to seal win against LSU (Jan. 17) to cap off 14-point, seven-rebound effort
  - Tied her career high with 19 points at #13/12 Georgia (Jan. 13), hitting 8-of-10 from the field, and made the play that resulted in a pair of Sancheon White free throws to pull Gamecocks within a point in the final 45 seconds
  - Led team in points, rebounds and assists at Mississippi State (Jan. 6), adding a career-high three assists to her 16 points and seven rebounds
- Scored eight of her team-high 13 points against Vanderbilt (Jan. 10) in just 11 minutes of first-half action
- Limited by foul trouble to just nine minutes in first half against #12/13 Tennessee (Jan. 3), finishing with just six points and five rebounds
- Tied her career high with eight offensive rebounds among her 14 against SC State (Dec. 21) while also adding 16 points for her sixth double-double of the season
- Scored 13 of her 17 points against #1/1 Stanford (Dec. 19) in the second half, including a free throw to tie the game with 1:14 left to play
- Snagged a career-high 15 rebounds against Drexel (Nov. 28), the second-most in the SEC this season
- Named Paradise Jam Most Outstanding Player after averaging 10.3 points and 9.3 rebounds to guide team to the Reef Division title
- Scored 10 of team's first 13 second-half points to pull away from Hampton (Nov. 22)
- Posted first career double-double with 13 points and 12 rebounds against Savannah State (Nov. 15)
- Was great on the inside at Louisiana Tech (Nov. 12), to finish with 14 points, eight rebounds, two blocks and two steals

## Career Highs – All Games

**Pts** ..... 19, 2x, last at Georgia, 1/13/13  
**FG** ..... 8 at Georgia 1/13/13  
**FGA** ..... 11 at Seton Hall, 12/2/12  
**FG %**... 1.000 (4-4) vs. Presby., 11/27/11  
**FT** ..... 10 at Xavier, 11/30/11  
**FTA** ..... 15 at Xavier, 11/30/11  
**FT %**... 1.000 (3-3) vs. SC St., 12/14/11  
**Rebs** ..... 15 vs. Drexel, 11/28/12  
**Off Rebs**... 8, 3x, last vs. SC St., 12/21/12  
**Def Rebs**... 8 vs. Savannah St., 11/15/12  
**Blks** ..... 4 at NC State, 12/4/11  
**Stls** ..... 3, 2x, last vs. Elon, 11/9/12  
**Assts** ..... 3 at Mississippi State, 1/6/13  
**Min** ..... 42 vs. Drexel, 11/28/12

## Career – SEC Games

**Pts** ..... 19, 2x, last at Georgia, 1/13/13  
**FG** ..... 8 at Georgia, 1/13/13  
**FGA** ..... 10, 3x, last at Georgia, 1/13/13  
**FG %**... 1.000 (3-3), 3x, last at Ark., 2/9/12  
**FT** ..... 6, 2x, last vs. LSU, 1/17/13  
**FTA** ..... 9 vs. LSU, 1/17/13  
**FT %**... .833 (5-6) vs. Vanderbilt, 1/5/12  
**Rebs** ..... 10 vs. Alabama, 1/1/12  
**Off Rebs**... 6 vs. Vanderbilt, 1/5/12  
**Def Rebs**... 7 at Tennessee, 2/2/12  
**Blks** ..... 2, 3x, last vs. Florida, 2/12/12  
**Stls** ..... 2, 2x, last vs. Florida, 2/12/12  
**Assts** ..... 3 at Mississippi State, 1/6/13  
**Min** ..... 32, 2x, last vs. LSU, 1/17/13

## Season Highs – All Games

**Pts** ..... 19 at Georgia, 1/13  
**FG** ..... 8 at Georgia, 1/13  
**FGA** ..... 11 at Seton Hall, 12/2  
**FG %**... .857 (6-7), 2x, last vs. FGCU, 11/23  
**FT** ..... 6, 4x, last vs. LSU, 1/17  
**FTA** ..... 9, 2x, last vs. LSU 1/17  
**FT %**... 1.000 (3-3) vs. Sav. St., 11/15  
**Rebs** ..... 15 vs. Drexel, 11/28  
**Off Rebs**... 8, 2x, last vs. SC St., 12/21  
**Def Rebs**... 8 vs. Savannah St., 11/15  
**Blks** ..... 2 at LA Tech, 11/12  
**Stls** ..... 3 vs. Elon, 11/9  
**Assts** ..... 3 at Mississippi State, 1/6  
**Min** ..... 42 vs. Drexel, 11/28

## Season Highs – SEC Games

**Pts** ..... 19 at Georgia, 1/13  
**FG** ..... 8 at Georgia, 1/13  
**FGA** ..... 10 at Georgia, 1/13  
**FG %**... .800 (8-10) at Georgia, 1/13  
**FT** ..... 6, 2x, last vs. LSU, 1/17  
**FTA** ..... 9 vs. LSU, 1/17  
**FT %**... .750 (6-8) at Miss. State, 1/6  
**Rebs** ..... 7 at Mississippi State, 1/6  
**Off Rebs**... 3, 4x, last vs. LSU, 1/17  
**Def Rebs**... 4, 2x, last vs. LSU, 1/17  
**Blks** .....  
**Stls** ..... 1, 2x, last at Georgia, 1/13  
**Assts** ..... 3 at Mississippi State, 1/6  
**Min** ..... 32, 2x, last vs. LSU 1/17

## 2012-13 Game-by-Game Stats

Date	Opponent	GS	MIN	FG-A	3FG-A	FT-A	Reb	PF	A	TO	B	S	TP
11/9	Elon	*	25	4-6	0-0	1-2	9	1	1	2	0	3	9
11/12	at LA Tech	*	26	4-6	0-0	6-8	8	3	1	0	2	2	14
11/15	Savannah State	*	22	5-6	0-0	3-3	12	0	0	1	0	0	13
11/18	Clemson	*	25	2-4	0-0	3-5	6	2	0	3	1	1	7
11/22	vs. Hampton	*	31	6-7	0-0	4-6	11	0	1	7	0	1	16
11/23	vs. Fla. Gulf Coast	*	23	6-7	0-0	2-3	11	1	0	1	0	0	14
11/24	vs. DePaul	*	26	3-7	0-0	3-6	10	3	1	2	0	0	9
11/28	Drexel	*	42	5-7	1-1	1-3	15	1	0	2	0	0	12
12/2	at Seton Hall	*	32	5-11	0-0	4-4	10	1	0	2	0	1	14
12/9	vs. Furman	*	17	3-4	0-0	5-6	3	0	0	0	0	0	11
12/19	#1/1 Stanford	*	34	7-10	0-0	3-6	5	3	2	0	0	0	17
12/21	SC State	*	26	5-6	0-0	6-9	14	0	0	2	0	1	16
12/29	Western Carolina	*	18	3-4	0-0	2-2	6	0	2	1	0	1	8
1/3	#12/13 Tennessee	*	22	3-7	0-0	0-1	5	2	0	1	0	0	6
1/6	at Mississippi State	*	31	5-9	0-0	6-8	7	4	3	0	0	0	16
1/10	Vanderbilt	*	29	6-8	0-0	1-2	5	2	1	1	0	1	13
1/13	at #13/12 Georgia	*	33	8-10	0-0	3-5	5	2	1	2	0	1	19
1/17	LSU	*	32	4-7	0-0	6-9	3	3	2	2	0	1	14
<b>Totals</b>		<b>18</b>	<b>494</b>	<b>84-126</b>	<b>1-1</b>	<b>59-88</b>	<b>149</b>	<b>28</b>	<b>15</b>	<b>30</b>	<b>3</b>	<b>13</b>	<b>228</b>
			<b>27.4</b>	<b>.667</b>	<b>1.000</b>	<b>.670</b>	<b>8.3</b>						<b>12.7</b>
<b>SEC Totals</b>		<b>5</b>	<b>147</b>	<b>26-41</b>	<b>0-0</b>	<b>16-25</b>	<b>29</b>	<b>5.8</b>	<b>7</b>	<b>6</b>	<b>0</b>	<b>3</b>	<b>68</b>
			<b>29.4</b>	<b>.634</b>	<b>—</b>	<b>.640</b>	<b>5</b>		<b>1.4</b>				<b>13.6</b>



# SANCHEON WHITE

- Has started every game this season
- Has led the team in rebounding three times (at LA Tech, Tennessee, Vandy)
- Has scored in double figures three times (vs. FGCU, vs. DePaul, Miss. St.)
- In SEC play, ranks 10th in the league in steals
- Swiped three steals for the third-straight game and hit free throws to pull Gamecocks within a point in final 45 seconds at #13/12 Georgia (Jan. 13)
- Dominated defensively against Vanderbilt (Jan. 10), swiping three steals, blocking three shots and playing key role in holding SEC's most accurate 3-point shooting team to just 2-of-7 from behind the arc, all while snagging a game-high eight rebounds
- Matched her career high with 11 points at Mississippi State (Jan. 6), including nine in the second half sparked by three steals she turned into layups to help the Gamecocks pull away
  - Tied for team-high honors with seven rebounds against #12/13 Tennessee (Jan. 3) to go with seven points
  - Challenged for three offensive rebounds against #1/1 Stanford (Dec. 19) and scored a pull-up jumper to give team 44-42 lead with 2:33 left to play
  - Hit tying 3-pointer to send Drexel game (Nov. 28) to overtime and blocked potential game-tying 3-point attempt in last 10 seconds of extra period
  - Scored a career-high 11 points against Florida Gulf Coast (Nov. 23) and followed it with 10 points against DePaul the next day to help team win Paradise Jam Reef Division title

#20

**5-10 • Senior**  
**Guard**  
**Hammond, Ind.**  
**Central Arizona College**

## Miscellaneous Stats

	2012-13	Career	Career
	Games	Games	Record
Double-Double	0	0	0-0
10+ Points	3	5	5-0
10+ Rebounds	0	1	0-1
Tm-High Points	0	0	0-0
Tm-High Rebs.	3	6	3-3
Tm-High Assts.	2	4	4-0

## Career Highs – All Games

Pts ..... 11, 2x, last at Miss. St., 1/6/13  
 FG ..... 5, 3x, last at Miss. St., 1/6/13  
 FGA ..... 11 vs. FGCU, 11/23/12  
 FG % ... .800 (4-5) at Xavier, 11/30/11  
 3FG ..... 2 vs. Kentucky, 1/15/12  
 3FGA ..... 4 at Illinois, 11/11/11  
 3FG %... 1.000 (2-2) vs. Kentucky 1/15/12  
 FT ..... 4, 2x, last at Seton Hall, 12/2/12  
 FTA ..... 5 vs. Savannah St., 12/21/11  
 FT % ... 1.000 (4-4) at Seton Hall, 12/2/12  
 Rebs ..... 13 at Auburn, 1/19/12  
 Off Rebs ..... 6 at Auburn, 1/19/12  
 Def Rebs ..... 7 at Auburn, 1/19/12  
 Blks ..... 4 vs. Drexel, 1/15/12  
 Stls... 3, 5x, last vs. Vanderbilt, 1/10/13  
 Assts ... 3, 2x, last vs. Presby., 11/27/11  
 Min ..... 40 vs. Drexel, 11/28/12

## Career – SEC Games

Pts ..... 11 at Mississippi State, 1/6/13  
 FG ..... 5 at Mississippi State, 1/6/13  
 FGA ..... 9, 3x, last at Miss. St., 1/6/13  
 FG % .. 1.000 (2-2) at Arkansas, 2/9/12  
 3FG ..... 2 vs. Kentucky, 1/15/12  
 3FGA .. 2, 2x, last vs. Tennessee, 1/3/13  
 3FG %... 1.000 (2-2) vs. Kentucky 1/15/12  
 FT ..... 3 vs. Vanderbilt, 1/10/13  
 FTA ..... 3 vs. Vanderbilt, 1/10/13  
 FT % .. 1.00 (3-3) vs. Vanderbilt, 1/10/13  
 Rebs ..... 13 at Auburn, 1/19/12  
 Off Rebs ..... 6 at Auburn, 1/19/12  
 Def Rebs ..... 7 at Auburn, 1/19/12  
 Blks ..... 3 vs. Vanderbilt, 1/10/13  
 Stls ..... 3, 3x, last at Georgia, 1/13/13  
 Assts ..... 3 vs. LSU, 1/17/13  
 Min ..... 35 at Georgia, 1/13/13

## Season Highs – All Games

Pts ..... 11, 2x, last at Mississippi St., 1/6  
 FG ..... 5, 3x, last at Mississippi St., 1/6  
 FGA ..... 11 vs. FGCU, 11/23  
 FG % .... .714 (5-7) vs. DePaul, 11/24  
 3FG ..... 1, 6x, last vs. WCU, 12/29  
 3FGA ..... 3 vs. SC State, 12/21  
 3FG %... .500 (1-2), 2x, last vs. Drexel, 11/28  
 FT ..... 4 at Seton Hall, 12/2  
 FTA ..... 4 at Seton Hall, 12/2  
 FT % .. 1.000 (4-4) at Seton Hall, 12/2  
 Rebs ..... 8, 2x, last vs. Vanderbilt, 1/10  
 Off Rebs ..... 5 at LA Tech, 11/12  
 Def Rebs ..... 6 vs. Vanderbilt, 1/10  
 Blks ..... 4 vs. Drexel, 11/28  
 Stls ..... 3, 5x, last at Georgia, 1/13  
 Assts ..... 2, 7x, last vs. Vanderbilt, 1/10  
 Min ..... 40 vs. Drexel, 11/28

## Season Highs – SEC Games

Pts ..... 11 at Mississippi State, 1/6  
 FG ..... 5 at Mississippi State, 1/6  
 FGA ..... 9, 2x, last at Mississippi St., 1/6  
 FG % ..... .556 (5-9) at Miss. St., 1/6  
 3FG ..... 2 vs. Tennessee, 1/3  
 3FGA ..... 2 vs. Tennessee, 1/3  
 3FG % ..... 3 vs. Vanderbilt, 1/10  
 FT ..... 3 vs. Vanderbilt, 1/10  
 FTA ..... 3 vs. Vanderbilt, 1/10  
 FT % ..... 1.00 (3-3) vs. Vanderbilt, 1/10  
 Rebs ..... 8 vs. Vanderbilt, 1/10  
 Off Rebs ..... 3, 2x, last at Miss. St., 1/6  
 Def Rebs ..... 6 vs. Vanderbilt, 1/10  
 Blks ..... 3 vs. Vanderbilt, 1/10  
 Stls ..... 3, 3x, last at Georgia, 1/13  
 Assts ..... 3 vs. LSU, 1/17  
 Min ..... 35 at Georgia, 1/13

## 2012-13 Game-by-Game Stats

Date	Opponent	GS	MIN	FG-A	3FG-A	FT-A	Reb	PF	A	TO	B	S	TP
11/9	Elon	*	13	4-6	0-0	0-0	1	1	2	0	0	0	8
11/12	at LA Tech	*	33	2-7	0-1	0-0	8	2	2	1	1	2	4
11/15	Savannah State	*	20	3-7	1-2	2-2	4	2	1	0	0	0	9
11/18	Clemson	*	20	1-3	0-2	1-2	6	3	0	1	1	1	3
11/22	vs. Hampton	*	30	0-3	0-0	0-0	6	2	0	0	0	1	0
11/23	vs. Fla. Gulf Coast	*	29	5-11	1-1	0-1	5	0	2	2	0	3	11
11/24	vs. DePaul	*	35	5-7	0-1	0-1	5	2	0	1	0	1	10
11/28	Drexel	*	40	1-7	1-2	2-2	4	3	2	0	4	2	5
12/2	at Seton Hall	*	26	2-6	0-2	4-4	1	0	0	0	1	1	8
12/9	vs. Furman	*	23	1-6	0-1	0-0	2	1	2	0	2	3	2
12/19	#1/1 Stanford	*	34	2-9	1-3	0-0	3	1	0	1	1	1	5
12/21	SC State	*	17	1-6	1-3	0-0	1	3	0	2	0	0	3
12/29	Western Carolina	*	23	3-5	1-1	0-0	2	2	2	1	0	0	7
1/3	#12/13 Tennessee	*	28	3-9	0-2	1-2	7	1	1	1	0	0	7
1/6	at Mississippi State	*	29	5-9	0-1	1-2	6	3	0	1	0	3	11
1/10	Vanderbilt	*	32	1-5	0-0	3-3	8	3	2	3	3	3	5
1/13	at #13/12 Georgia	*	35	0-5	0-2	2-2	4	4	1	4	0	3	2
1/17	LSU	*	27	0-5	0-3	0-0	2	4	3	1	0	0	0
<b>Totals</b>		<b>18</b>	<b>494</b>	<b>39-116</b>	<b>6-27</b>	<b>16-21</b>	<b>75</b>	<b>37</b>	<b>20</b>	<b>19</b>	<b>13</b>	<b>24</b>	<b>100</b>
			<b>27.4</b>	<b>.336</b>	<b>.222</b>	<b>.762</b>	<b>4.2</b>	<b>1.0</b>			<b>1.3</b>	<b>5.6</b>	
<b>SEC Totals</b>		<b>5</b>	<b>151</b>	<b>9-33</b>	<b>0-8</b>	<b>7-9</b>	<b>27</b>	<b>15</b>	<b>7</b>	<b>10</b>	<b>3</b>	<b>9</b>	<b>25</b>
			<b>30.2</b>	<b>.273</b>	<b>.000</b>	<b>.778</b>	<b>5.4</b>	<b>1.0</b>			<b>2.3</b>	<b>5.0</b>	





Score tied - 0 times.  
Lead changed - 0 times



Score tied - 0 times.  
Lead changed - 0 times.



Score tied - 2 times.  
Lead changed - 1 time.



Score tied - 0 times.  
Lead changed - 1 time.





Official Basketball Box Score -- Game Totals -- Final Statistics  
**Hampton vs South Carolina**  
11/22/12 2:15 p.m.AST at St. Thomas, U.S. Virgin Islands



**Hampton 34 • 4-1**

#	Player		Total		3-Ptr		Rebounds			PF	TP	A	TO	Blk	Stl	Min
			FG-FGA	FG-FGA	FT-FTA	Off	Def	Tot								
13	AVANT, Keiara	f	1-9	0-1	6-6	2	1	3	4	8	0	3	0	1	35	
21	BENNETT, Alyssa	f	5-20	1-4	2-6	1	7	8	3	13	0	6	0	2	40	
33	WARD, Brielle	f	0-1	0-0	0-0	0	1	1	3	0	0	1	0	0	7	
01	COLE, Kenia	g	0-1	0-0	2-2	0	4	4	1	0	2	1	0	3	26	
02	HAMILTON, Nicole	g	2-15	0-5	2-2	1	2	3	2	6	3	3	1	3	40	
11	PHELPS, Ariel	g	1-1	0-0	0-0	0	1	1	2	2	0	1	0	2	16	
15	JORDAN, Ryan	g	0-2	0-0	0-0	0	0	0	2	0	0	0	0	0	4	
23	GUILFORD, JoNiquia	g	0-0	0-0	0-0	0	1	1	0	0	0	0	0	2	5	
24	ALLEN, Olivia	g	2-6	1-2	0-0	0	2	2	2	5	0	0	0	0	14	
25	BRUNSON, Delia	g	0-0	0-0	0-0	0	0	0	2	0	1	0	0	0	6	
42	AUDAIN, Brascia	g	0-2	0-0	0-0	1	1	2	1	0	0	0	0	0	7	
Team						5	2	7								
Totals			11-57	2-12	10-16	10	22	32	22	34	6	15	1	13	200	
FG % 1st Half: 5-24		20.8%	2nd half: 6-33		18.2%	Game: 11-57		19.3%							Deadball	
3FG % 1st Half: 1-4		25.0%	2nd half: 1-8		12.5%	Game: 2-12		16.7%							Rebounds	
FT % 1st Half: 2-4		50.0%	2nd half: 8-12		66.7%	Game: 10-16		62.5%							3,1	

**South Carolina 45 • 5-0**

#	Player	Total		3-Ptr	Rebounds			PF	TP	A	TO	Blk	Stl	Min	
		FG-FGA	FG-FGA	FT-FTA	Off	Def	Total								
21	BRUNER, Ashley	f	2-6	0-0	1-9	4	8	12	2	5	2	5	0	1	28
24	WELCH, Aleighsa	f	6-7	0-0	4-6	6	5	11	0	16	1	7	0	1	31
25	MITCHELL, Tiffany	f	2-9	1-3	2-4	0	8	8	3	7	2	4	0	1	27
02	WALKER, Ieasia	g	2-7	2-5	0-0	0	2	2	1	6	1	5	0	0	34
20	WHITE, Sancheon	g	0-3	0-0	0-0	2	4	6	2	0	0	0	0	1	30
05	SESSIONS, Khadijah	g	1-2	0-0	0-0	0	1	1	0	2	1	3	0	0	9
12	MONTOUT, Wilka	g	1-3	1-1	0-0	1	1	2	0	3	0	2	0	1	14
31	DOZIER, Asia	g	1-8	1-4	2-2	0	3	3	3	5	0	2	0	0	19
33	IBIAM, Elem	g	0-1	0-0	1-2	0	5	5	1	1	0	0	1	0	8
Team						5	2	7				1			
Totals			15-46	5-13	10-27	18	39	57	12	45	7	29	1	5	200
FG % 1st Half: 7-27		25.9%	2nd half: 8-19		42.1%	Game: 15-46		32.6%							Deadball Rebounds 7
3FG % 1st Half: 3-6		50.0%	2nd half: 2-7		28.6%	Game: 5-13		38.5%							
FT % 1st Half: 2-4		50.0%	2nd half: 8-23		34.8%	Game: 10-27		37.0%							

Officials: Dee Kanter, Bryan Brunette, Geraldine Smith  
Technical fouls: Hampton-None. South Carolina-None.  
Attendance: 2012 Ezybonds Global Payments Paradise Jam Women's Basketball Tournament  
Presented by Basketball Travelers

Score by periods	1st	2nd	Total
Hampton	13	21	34
South Carolina	19	26	45

Last FG - HAM 2nd-01:40, SC 2nd-02:08.  
Largest lead - HAM None, SC by 15 2nd-11:30.

Score tied - 0 times.  
Lead changed - 0 times.



Official Basketball Box Score -- Game Totals -- Final Statistics  
**South Carolina vs Florida Gulf Coast**  
11/23/12 4:30 p.m.AST at St. Thomas, U.S. Virgin Islands



**South Carolina 65 • 6-0**

#	Player	Total		3-Ptr		Rebounds			PF	TP	A TO Blk Stl				Min		
		FG-FGA	FG-FGA	FT-FTA	Off	Def	Tot										
21	BRUNER, Ashley	f	7-12	0-1	1-3	3	1	4	2	15	1	3	0	1	27		
24	WELCH, Aleighsa	f	6-7	0-0	2-3	6	5	11	1	14	0	1	0	0	23		
02	WALKER, Ieasia	g	2-6	2-5	0-0	0	1	1	0	6	2	2	0	0	25		
20	WHITE, Sancheon	g	5-11	1-1	0-1	3	2	5	0	11	2	2	0	3	29		
25	MITCHELL, Tiffany	g	3-7	0-0	2-2	5	6	11	1	8	3	3	0	1	28		
05	SESSIONS, Khadijah	g	2-5	1-3	0-0	1	0	1	2	5	2	1	0	1	21		
12	MONTOUT, Wilka	g	1-4	0-0	0-0	3	2	5	3	2	1	1	0	0	16		
31	DOZIER, Asia	g	1-6	0-5	0-0	1	0	1	5	2	1	2	0	0	16		
33	IBIAM, Elem	g	0-3	0-0	2-4	1	3	4	0	2	0	0	0	0	15		
Team						1	2	3									
Totals			27-61	4-15	7-13	24	22	46	14	65	12	15	0	6	200		
FG % 1st Half: 14-29		48.3%	2nd half: 13-32		40.6%	Game: 27-61		44.3%	3FG % 1st Half: 3-9		33.3%	2nd half: 1-6		16.7%	Game: 4-15		26.7%
FT % 1st Half: 1-3		33.3%	2nd half: 6-10		60.0%	Game: 7-13		53.8%	Deadball Rebounds		2,2						

**Florida Gulf Coast 46 • 2-3**

#		Player	Total		3-Ptr	Rebounds			PF	TP	A TO Blk Stl				Min	
			FG-FGA	FG-FGA	FT-FTA	Off	Def	Tot								
03		MEADOR, Katie	f	1-1	0-0	0-0	3	0	3	5	2	1	2	0	0	24
02		GRADINJAN, Taylor	g	1-5	1-3	1-2	0	3	3	1	4	0	2	0	0	21
05		HANSEN, Sarah	g	7-12	1-4	3-4	3	3	6	2	18	3	0	0	1	29
23		ADAMS, Betsy	g	0-6	0-6	0-0	0	1	1	3	0	2	4	0	2	36
30		IAMSTRONG, Joyce	g	2-7	2-6	0-0	0	2	2	5	6	0	3	0	2	25
04		MURRELL, Bethany	g	0-1	0-1	0-0	1	0	1	1	0	0	0	0	0	6
11		MOORE, Amanda	g	1-1	1-1	2-2	0	0	0	1	5	0	1	0	1	12
12		HAAS, Stephanie	g	0-1	0-1	0-0	0	0	0	0	0	1	2	0	0	10
13		CHATZIGIAKOUMI,Anth	g	2-6	2-6	0-0	0	1	1	1	6	2	1	1	0	17
21		GLUESING, Jaime	g	2-4	0-1	1-3	0	1	1	0	5	0	1	1	0	20
Team							1	1	2							
Totals				16-44	7-29	7-11	8	12	20	19	46	9	16	2	6	200
FG % 1st Half: 10-23			43.5%	2nd half: 6-21			28.6%	Game: 16-44			36.4%	Deadball Rebounds				
3FG % 1st Half: 5-16			31.3%	2nd half: 2-13			15.4%	Game: 7-29			24.1%	0,2				
FT % 1st Half: 1-2			50.0%	2nd half: 6-9			66.7%	Game: 7-11			63.6%					

Officials: Bryan Brunette, Geraldine Smith, Sue Blanch  
Technical fouls: South Carolina-None. Florida Gulf Coast-None.  
Attendance: 486  
2012 Ezybonds Global Payments Paradise Jam Women's Basketball Tournament  
Presented by Basketball Travelers  
REEF DIVISION

Score by periods	1st	2nd	Total
South Carolina	32	33	65
Florida Gulf Coast	26	20	46

Last FG - SC 2nd-00:41, FGCU 2nd-00:30.  
Largest lead - SC by 22 2nd-00:41, FGCU None.

Score tied - 0 times.  
Lead changed - 0 times.



Official Basketball Box Score -- Game Totals -- Final Statistics  
**DePaul vs South Carolina**  
11/24/12 4:30 p.m.AST at St. Thomas, U.S. Virgin Islands



**DePaul 46 • 5-2**

#	Player		Total		3-Ptr	Rebounds			PF	TP	A TO Blk Stl				Min
			FG-FGA	FG-FGA	FT-FTA	Off	Def	Tot							
31	PENNY, Jasmine	f	3-11	1-1	0-0	2	2	4	4	7	0	0	0	0	30
51	HARRY, Katherine	f	5-11	0-2	0-0	2	3	5	3	10	2	2	0	0	31
12	HRYNKO, Brittany	g	1-13	1-8	1-2	2	2	4	3	4	6	5	0	1	38
13	JENKINS, Chanise	g	3-10	0-3	0-0	1	3	4	5	6	2	2	0	0	28
21	ROGOWSKI, Megan	g	5-11	2-4	1-2	4	4	8	1	13	0	1	0	3	34
20	REYNOLDS, Kelsey		0-2	0-0	0-0	0	0	0	2	0	2	0	0	1	22
22	SCHULTE, Brooke		0-0	0-0	0-0	0	1	1	1	0	0	0	0	0	1
44	HARVEY-CARR, Brandi		1-4	0-0	0-0	1	0	1	1	2	0	0	0	0	9
54	SMITH, KELSEY		1-2	0-0	2-2	0	0	0	1	4	0	0	0	0	7
Team						1	3	4							
Totals			19-64	4-18	4-6	13	18	31	21	46	12	11	0	6	200
FG % 1st Half: 9-30		30.0%	2nd half: 10-34		29.4%	Game: 19-64		29.7%							Deadball Rebounds 2,3
3FG % 1st Half: 2-8		25.0%	2nd half: 2-10		20.0%	Game: 4-18		22.2%							
FT % 1st Half: 1-2		50.0%	2nd half: 3-4		75.0%	Game: 4-6		66.7%							

**South Carolina 55 • 7-0**

</



Official Basketball Box Score -- Game Totals -- Final Statistics  
**#-/24 South Carolina vs Seton Hall**  
 12/2/12 2:00 PM at South Orange, N.J. (Walsh Gymnasium)



**#-/24 South Carolina 55 • 9-0**

#	Player		Total		3-Ptr		Rebounds			PF	TP	A TO Blk Stl				Min
			FG-FGA	FG-FGA	FT-FTA	Off	Def	Tot								
21	BRUNER, Ashley	f	4-8	0-1	1-4	3	4	7	1	9	2	3	0	5	30	
24	WELCH, Aleighsa	f	5-11	0-0	4-4	7	3	10	1	14	0	2	0	1	32	
02	WALKER, Ieasia	g	2-7	2-5	0-3	1	2	3	2	6	1	4	1	1	36	
20	WHITE, Sancheon	g	2-6	0-2	4-4	1	0	1	0	8	0	0	1	1	26	
25	MITCHELL, Tiffany	g	4-7	2-2	3-9	3	8	11	3	13	1	4	0	1	28	
05	SESSIONS, Khadijah		1-5	0-2	1-3	1	0	1	0	3	1	0	0	2	15	
12	MONTOUT, Wilka		1-4	0-1	0-1	1	0	1	0	2	0	0	0	0	11	
31	DOZIER, Asia		0-1	0-0	0-0	0	1	1	0	0	0	0	0	0	10	
33	IBIAM, Elem		0-4	0-0	0-0	0	1	1	1	0	0	0	1	0	12	
	Team					0	2	2				1				
	Totals		19-53	4-13	13-28	17	21	38	8	55	5	14	3	11	200	

FG % 1st Half: 10-31 32.3% 2nd half: 9-22 40.9% Game: 19-53 35.8% Deadball Rebounds 9,2  
 3FG % 1st Half: 1-7 14.3% 2nd half: 3-6 50.0% Game: 4-13 30.8%  
 FT % 1st Half: 3-9 33.3% 2nd half: 10-19 52.6% Game: 13-28 46.4%

**Seton Hall 42 • 3-5**

#	Player		Total		3-Ptr		Rebounds			PF	TP	A TO Blk Stl				Min
			FG-FGA	FG-FGA	FT-FTA	Off	Def	Tot								
13	MASEKO, Alexandra	f	4-6	0-0	0-0	0	0	0	4	8	1	2	0	1	22	
44	JOHNSON, Janee	f	3-8	0-0	0-0	2	7	9	2	6	0	2	2	1	35	
02	MORRIS, Brittany	g	4-11	2-4	0-0	0	5	5	3	10	2	2	0	1	38	
05	BROWN, Alexis	g	3-5	0-0	1-2	0	1	1	5	7	3	5	0	3	28	
11	SIMMONS, Ka-Deidre	g	3-7	1-1	0-0	0	1	1	1	7	5	4	0	4	39	
01	RICHARDSON-SMITH,		0-4	0-1	0-0	0	1	1	0	0	0	1	2	0	8	
03	EKEDIGWE, Chizoba		0-1	0-0	0-0	1	1	2	5	0	0	2	1	0	10	
15	WEBB, Brittany		0-0	0-0	0-0	0	1	1	2	0	0	1	0	1	5	
22	GREEN, Terry		1-3	1-2	0-0	0	3	3	1	3	0	0	0	0	9	
55	JONES, Breanna		0-0	0-0	1-2	0	0	0	0	1	0	0	0	0	6	
Team						0	3	3				1				

FG % 1st Half: 10-21 47.6% 2nd half: 8-24 33.3% Game: 18-45 40.0% Deadball Rebounds 3  
 3FG % 1st Half: 1-2 50.0% 2nd half: 3-6 50.0% Game: 4-8 50.0%  
 FT % 1st Half: 1-2 50.0% 2nd half: 1-2 50.0% Game: 2-4 50.0%

Officials: Denise Brooks, Amy Bonner, Ed Sidlasky  
 Technical fouls: #-/24 South Carolina-None. Seton Hall-TEAM.  
 Attendance: 432  
 Unsporting Technical Foul on SHU HC Anne Donovan with 9:01 remaining in 2nd half.

Score by periods	1st	2nd	Total
#-/24 South Carolina	24	31	55
Seton Hall	22	20	42

Last FG - SC 2nd-00:31, SHU 2nd-01:07.  
 Largest lead - SC by 16 2nd-04:04, SHU by 6 1st-05:14.  
 Score tied - 2 times.  
 Lead changed - 5 times.



Official Basketball Box Score -- Game Totals -- Final Statistics  
**#1/1 Stanford vs #21/17 South Carolina**  
 12/19/12 7:40 p.m. at Columbia, S.C./Colonial Life Arena



**#1/1 Stanford 53 • 10-0**

#	Player		Total	3-Ptr	Rebounds					PF	TP	A TO Blk Stl				Min
			FG-FGA	FG-FGA	FT-FTA	Off	Def	Tot	A			TO	Blk	Stl		
03	Ruef, Mikaela	f	2-3	0-0	0-0	0	6	6	3	4	0	1	0	0	22	
13	Ogwumike, Chiney	f	8-16	0-0	5-7	2	13	15	3	21	0	4	4	0	40	
44	Tinkle, Joslyn	f	0-1	0-0	0-0	1	6	7	3	0	1	2	7	1	36	
01	Kokenis, Toni	g	4-13	0-1	7-7	0	1	1	4	15	0	3	0	1	35	
33	Orange, Amber	g	5-11	0-0	1-1	1	3	4	1	11	3	7	0	2	37	
04	Greenfield, Taylor		0-1	0-1	0-0	0	0	0	0	0	0	0	0	0	11	
23	Camp, Jasmine		0-0	0-0	0-0	0	0	0	0	0	0	1	0	0	3	
25	Payne, Erica		0-0	0-0	0-0	0	0	0	0	0	0	0	0	0	3	
41	Samuelson, Bonnie		0-2	0-2	2-2	1	2	3	1	2	0	0	0	0	13	
	Team					4	2	6								
Totals			19-47	0-4	15-17	9	33	42	15	53	4	18	11	4	200	

FG % 1st Half: 9-23 39.1% 2nd half: 10-24 41.7% Game: 19-47 40.4% Deadball Rebounds 1,1  
 3FG % 1st Half: 0-3 0.0% 2nd half: 0-1 0.0% Game: 0-4 0.0%  
 FT % 1st Half: 6-8 75.0% 2nd half: 9-9 100.0% Game: 15-17 88.2%

**#21/17 South Carolina 49 • 10-1**

#	Player		Total		3-Ptr		Rebounds			PF	TP	A	TO	Blk	Stl	Min
			FG-FGA	FG-FGA	FT-FTA	Off	Def	Tot								
21	BRUNER, Ashley	f	1-9	0-0	3-4	2	6	8	3	5	1	2	0	0	2	35
24	WELCH, Aleighsa	f	7-10	0-0	3-6	1	4	5	3	17	2	0	0	0	0	34
02	WALKER, Ieasia	g	5-15	2-5	3-4	1	2	3	4	15	3	0	0	0	4	35
20	WHITE, Sancheon	g	2-9	1-3	0-0	3	0	3	1	5	0	1	1	1	1	34
25	MITCHELL, Tiffany	g	1-13	0-3	0-0	2	3	5	3	2	0	3	1	2	1	34
05	SESSIONS, Khadijah		0-1	0-1	0-0	0	0	0	1	0	0	0	0	0	0	9
12	MONTOUT, Wilka		0-0	0-0	0-0	0	0	0	2	0	0	0	0	0	0	3
31	DOZIER, Asia		2-4	1-3	0-0	0	0	0	1	5	0	0	0	0	0	8
33	IBIAM, Elem		0-2	0-0	0-0	2	1	3	1	0	0	1	0	1	1	8
	Team					2	2	4								
Totals			18-63	4-15	9-14	13	18	31	19	49	6	7	2	10	200	

FG % 1st Half: 8-33 24.2% 2nd half: 10-30 33.3% Game: 18-63 28.6% Deadball Rebounds 3,2  
 3FG % 1st Half: 1-4 25.0% 2nd half: 3-11 27.3% Game: 4-15 26.7%  
 FT % 1st Half: 2-3 66.7% 2nd half: 7-11 63.6% Game: 9-14 64.3%

Officials: Lisa Mattingly, Tina Napier, Michael Price  
 Technical fouls: #1/1 Stanford-None. #21/17 South Carolina-None.  
 Attendance: 8118

Score by periods	1st	2nd	Total
#1/1 Stanford	24	29	53
#21/17 South Carolina	19	30	49

Last FG - STAN 2nd-00:53, SC 2nd-00:03.  
 Largest lead - STAN by 7 1st-09:15, SC by 2 2nd-04:32.  
 Score tied - 5 times.  
 Lead changed - 6 times.



Official Basketball Box Score -- Game Totals -- Final Statistics  
**Furman vs #-/21 South Carolina**  
 12/9/12 3 p.m. at Columbia, S.C./Colonial Life Arena



**Furman 35 • 3-5**

#	Player		Total	3-Ptr		Rebounds			PF	TP	A	TO	Blk	Stl	Min
			FG-FGA	FG-FGA	FT-FTA	Off	Def	Tot							
21	WILKINS, Holli	f	1-6	0-0	2-2	0	2	2	4	4	0	3	0	0	27
33	GRISWOLD, Teshia	f	2-9	1-5	4-4	2	2	4	0	9	1	0	0	0	38
03	NORWOOD, Erica	g	2-10	0-1	0-0	0	4	4	4	4	1	6	0	0	24
15	BRYAN, Savonia	g	0-2	0-0	0-0	0	4	4	2	0	0	2	0	0	20
31	HODGES, Brittany	g	3-6	0-0	4-4	3	4	7	4	10	0	3	1	0	38
11	REIMER, Courtney		0-0	0-0	0-0	0	0	0	0	0	0	0	1	0	2
12	ELLIS, Kelsey		0-1	0-0	0-0	0	1	1	0	0	0	0	0	0	9
14	MURPHY, Kaitlin		2-7	1-2	0-0	1	1	2	1	5	0	5	0	0	21
20	THOMPSON, Raegan		1-4	1-2	0-0	0	1	1	0	3	0	1	0	0	12
23	PETERSON, Alexis		0-1	0-0	0-0	1	2	3	0	0	0	2	0	0	7
42	GOODWIN, Shianne		0-0	0-0	0-0	0	0	0	0	0	0	0	0	0	2

FG % 1st Half: 5-22 22.7% 2nd half: 6-24 25.0% Game: 11-46 23.9% Deadball Rebounds 0  
 3FG % 1st Half: 0-3 0.0% 2nd half: 3-7 42.9% Game: 3-10 30.0%  
 FT % 1st Half: 10-10 100.0 2nd half: 0-0 0.0% Game: 10-10 100.0

**#-/21 South Carolina 69 • 10-0**

PT % 1st half: 10-10 100.0 2nd half: 0-0 0.0% Game: 10-10 100.0																
#-21 South Carolina 69 - 10-0																
##	Player		Total		3-Ptr		Rebounds			PF	TP	A	TO	Blk	Stl	Min
			FG-FGA	FG-FGA	FT-FTA	Off	Def	Tot								
21	BRUNER, Ashley	f	1-6	0-0	0-0	4	1	5	2	2	1	2	2	1	21	
24	WELCH, Aleighsa	f	3-4	0-0	5-6	2	1	3	0	11	0	1	0	0	17	
02	WALKER, Ieasia	g	4-10	0-3	1-1	1	2	3	1	9	1	1	0	5	21	
20	WHITE, Sancheon	g	1-6	0-1	0-0	1	1	2	1	2	2	0	2	3	23	
25	MITCHELL, Tiffany	g	8-13	0-1	0-2	2	2	4	1	16	1	2	0	5	29	
05	SESSIONS, Khadijah		2-5	0-3	3-4	0	2	2	1	7	2	1	1	1	23	
12	MONTOUT, Wilka		4-9	0-2	2-2	2	1	3	1	10	1	0	2	0	23	
31	DOZIER, Asia		1-5	1-5	1-2	0	2	2	2	4	0	0	1	0	21	
33	IBIAM, Elem		4-8	0-0	0-2	3	6	9	2	8	1	1	1	0	22	



Official Basketball Box Score -- Game Totals -- Final Statistics  
**Western Carolina vs #19/16 South Carolina**  
 12/29/12 7 p.m. at Columbia, S.C./Colonial Life Arena



**Western Carolina 44 • 3-8**

#	Player	Total		3-Ptr		Rebounds			PF	TP	A TO Blk Stl			Min
		FG-FGA	FG-FGA	FT-FTA	Off Def Tot	PF	TP	A TO Blk Stl						
11	HUNNICUTT, Diamond	f	1-3	0-0	1-2	0	1	0	3	0	3	0	0	18
21	ABRAHAM, Alex	f	1-3	0-0	0-0	1	3	4	3	2	1	0	1	26
34	TERRY, Shauna	f	2-6	0-0	1-1	1	1	2	4	5	0	1	0	15
03	HADEN, Hana	g	1-2	1-1	0-0	0	0	0	0	3	2	1	0	23
20	LANE, Ali	g	1-5	0-0	0-0	3	3	6	2	2	1	5	0	25
05	MCKINNEY, Janae'	g	1-4	0-0	0-0	0	1	1	0	2	0	1	0	16
14	THACKER, Nancy	g	0-0	0-0	0-0	0	0	0	0	0	0	0	0	2
15	SIMPSON, Lindsay	g	4-7	1-3	0-1	2	0	2	1	9	0	1	0	16
23	WAKAMA, Rena	g	2-8	0-1	0-0	2	3	5	0	4	1	2	0	14
25	JOSEPH, Erika	g	1-2	0-0	0-0	1	0	1	1	2	0	0	0	8
32	CAMPBELL, Makensey	g	3-3	1-1	2-2	0	0	0	2	9	0	0	0	13
33	LYON, Kristen	g	0-1	0-0	1-2	0	0	0	1	1	2	0	0	9
35	BURLESON, Lindsey	g	0-0	0-0	0-0	0	1	1	0	0	0	0	0	2
43	STEWART, Melanie	g	1-2	0-0	0-0	0	1	1	2	2	0	3	2	13
Team						2	3	5						
Totals			18-46	3-6	5-8	12	17	29	16	44	8	20	2	200

FG % 1st Half: 8-19 42.1% 2nd half: 10-27 37.0% Game: 18-46 39.1%  
 3FG % 1st Half: 1-2 50.0% 2nd half: 2-4 50.0% Game: 3-6 50.0%  
 FT % 1st Half: 1-2 50.0% 2nd half: 4-6 66.7% Game: 5-8 62.5%

Deadball Rebounds 1

**#19/16 South Carolina 66 • 12-1**

#	Player	Total		3-Ptr		Rebounds			PF	TP	A TO Blk Stl			Min
		FG-FGA	FG-FGA	FT-FTA	Off Def Tot	PF	TP	A TO Blk Stl						
21	BRUNER, Ashley	f	2-8	0-1	0-2	2	3	5	0	4	2	1	1	29
24	WELCH, Aleighsa	f	3-4	0-0	2-2	3	3	6	0	8	2	1	0	18
02	WALKER, Ieasia	g	3-5	1-1	2-3	0	1	1	3	9	4	1	0	28
20	WHITE, Sancheon	g	3-5	1-1	0-0	1	1	2	2	7	2	1	0	23
25	MITCHELL, Tiffany	g	5-6	2-2	0-3	2	0	2	4	12	1	2	0	23
05	SESSIONS, Khadijah	g	3-6	1-2	0-0	1	1	2	0	7	2	2	1	18
12	MONTOUT, Wilka	g	3-8	0-1	0-0	1	1	2	0	6	0	0	0	19
31	DOZIER, Asia	g	2-6	1-1	0-3	1	1	2	1	5	1	2	1	17
33	IBIAM, Elem	g	4-8	0-0	0-1	5	4	9	2	8	1	0	5	25
Team						1	1	2						
Totals			28-56	6-9	4-14	17	16	33	12	66	15	10	8	200

FG % 1st Half: 13-31 41.9% 2nd half: 15-25 60.0% Game: 28-56 50.0%  
 3FG % 1st Half: 2-4 50.0% 2nd half: 4-5 80.0% Game: 6-9 66.7%  
 FT % 1st Half: 1-7 14.3% 2nd half: 3-7 42.9% Game: 4-14 28.6%

Deadball Rebounds 4,2

Officials: Nanette Sisk, Ed Sidlasky, Dawn Marsh  
 Technical fouls: Western Carolina-None. #19/16 South Carolina-None.  
 Attendance: 3248

Score by periods	1st	2nd	Total
Western Carolina	18	26	44
#19/16 South Carolina	29	37	66

Last FG - WCU 2nd-00:05, SC 2nd-01:51.  
 Largest lead - WCU None, SC by 28 2nd-01:51.

Points	In Paint	Off T/O	2nd Chance	Fast Break	Bench
WCU	12	9	9	3	29
SC	30	21	15	8	26

Score tied - 0 times.  
 Lead changed - 0 times.



Official Basketball Box Score -- Game Totals -- Final Statistics  
**#18/15 South Carolina vs Mississippi State**  
 01/06/13 2 pm at Starkville, Miss. (Humphrey Coliseum)



**#18/15 South Carolina 60 • 13-2 (1-1 SEC)**

#	Player	Total		3-Ptr		Rebounds			PF	TP	A TO Blk Stl			Min
		FG-FGA	FG-FGA	FT-FTA	Off Def Tot	PF	TP	A TO Blk Stl						
21	BRUNER, Ashley	f	1-3	0-0	5-12	0	5	7	3	7	0	2	0	22
24	WELCH, Aleighsa	f	5-9	0-0	6-8	3	4	7	4	16	3	0	0	31
02	WALKER, Ieasia	g	2-6	0-0	4-6	1	3	4	2	8	1	4	0	18
20	WHITE, Sancheon	g	5-9	0-1	1-2	3	3	6	3	11	0	1	0	29
25	MITCHELL, Tiffany	g	0-4	0-0	5-6	1	4	5	2	5	0	2	0	13
05	SESSIONS, Khadijah	g	0-1	0-1	5-7	0	0	0	2	5	1	3	0	12
12	MONTOUT, Wilka	g	0-1	0-0	2-2	1	3	4	0	2	0	0	0	15
31	DOZIER, Asia	g	0-0	0-0	1-2	0	2	2	0	1	0	0	1	9
33	IBIAM, Elem	g	1-6	0-0	3-5	1	2	3	0	5	0	0	2	19
Team						2	2	4						
Totals			14-39	0-2	32-50	12	28	40	16	60	5	12	3	200

FG % 1st Half: 6-21 28.6% 2nd half: 8-18 44.4% Game: 14-39 35.9%  
 3FG % 1st Half: 0-1 0.0% 2nd half: 0-1 0.0% Game: 0-2 0.0%  
 FT % 1st Half: 16-24 66.7% 2nd half: 16-26 61.5% Game: 32-50 64.0%

Deadball Rebounds 9,1

**Mississippi State 46 • 8-7 (0-2 SEC)**

#	Player	Total		3-Ptr		Rebounds			PF	TP	A TO Blk Stl			Min
		FG-FGA	FG-FGA	FT-FTA	Off Def Tot	PF	TP	A TO Blk Stl						
10	Martha Alwal	f	1-4	0-0	2-2	3	5	8	4	4	0	0	4	23
23	Carnecia Williams	f	0-1	0-0	0-0	1	3	4	5	0	0	1	0	9
02	Darriel Gaynor	g	1-4	1-4	0-0	0	1	1	2	3	1	0	0	21
14	Kendra Grant	g	4-10	0-0	7-8	1	0	1	3	15	0	2	0	40
21	Jerica James	g	6-17	2-6	0-0	0	4	4	3	14	1	2	0	36
05	Sherise Williams	g	2-6	0-0	1-4	1	5	6	5	3	0	3	3	30
11	Katia May	g	1-1	1-1	0-0	0	0	0	1	3	0	2	0	4
12	Candace Foster	g	0-1	0-0	0-0	0	0	0	1	0	2	1	0	12
20	Shamia Robinson	g	1-3	0-0	0-0	0	1	1	4	2	1	0	0	17
44	Jessy Ward	g	0-3	0-1	0-0	0	1	1	1	0	0	0	0	8
Team						2	2	4						
Totals			16-50	4-12	10-14	8	22	30	29	46	5	13	7	200

FG % 1st Half: 7-25 28.0% 2nd half: 9-25 36.0% Game: 16-50 32.0%  
 3FG % 1st Half: 2-5 40.0% 2nd half: 2-7 28.6% Game: 4-12 33.3%  
 FT % 1st Half: 4-5 80.0% 2nd half: 6-9 66.7% Game: 10-14 71.4%

Deadball Rebounds 1

Officials: Eric Koch, Roy Gulbeyan, Charlie Huest  
 Technical fouls: #18/15 South Carolina-None. Mississippi State-None.  
 Attendance: 1325

Score by periods	1st	2nd	Total
#18/15 South Carolina	28	32	60
Mississippi State	20	26	46

Last FG - SC 2nd-01:05, MS 2nd-01:30.  
 Largest lead - SC by 18 2nd-03:56, MS None.

Points	In Paint	Off T/O	2nd Chance	Fast Break	Bench
SC	24	17	13	8	13
MS	10	5	8	0	10

Score tied - 0 times.  
 Lead changed - 0 times.



Official Basketball Box Score -- Game Totals -- Final Statistics  
**#12/13 Tennessee vs #18/15 South Carolina**  
 01/03/13 9 p.m. at Columbia, S.C./Colonial Life Arena



**#12/13 Tennessee 73 • 10-3, 1-0 SEC**

#	Player	Total		3-Ptr		Rebounds			PF	TP	A TO Blk Stl			Min
		FG-FGA	FG-FGA	FT-FTA	Off Def Tot	PF	TP	A TO Blk Stl						
12	Graves, Bashaara	f	2-6	0-0	5-6	1	7	8	4	9	1	3	0	34
13	Spani, Taber	f	7-11	4-5	0-0	2	4	6	2	18	0	0	2	36
20	Harrison, Isabelle	c	9-12	0-0	0-0	2	12	14	1	18	1	3	7	23
05	Massengale, Ariel	g	4-8	2-3	4	0	0	0	1	13	3	1	0	31
10	Simmons, Meighan	g	4-14	0-3	2-2	0	3	3	2	10	4	2	1	35
01	Phillips, Jasmine	g	0-1	0-0	1-2	1	0	1	0	1	0	2	0	2
02	Jones, Jasmine	g	0-1	0-0	0-0	1	0	1	1	0	0	1	0	8
04	Williams, Kamiko	g	2-2	0-0	0-0	1	3	4	1	4	1	0	1	16
21	Moore, Nia	g	0-1	0-0	0-0	1	0	1	1	0	0	0	0	3
Team						1	0	1						
Totals			28-56	6-11	11-14	10	29	39	13	73	10	12	11	200

FG % 1st Half: 12-22 54.5% 2nd half: 16-34 47.1% Game: 28-56 50.0%  
 3FG % 1st Half: 3-4 75.0% 2nd half: 3-7 42.9% Game: 6-11 54.5%  
 FT % 1st Half: 5-6 83.3% 2nd half: 6-8 75.0% Game: 11-14 78.6%

Deadball Rebounds 2,2

**#18/15 South Carolina 53 • 12-2, 0-1 SEC**

#	Player		Total		3-Ptr		Rebounds			PF	TP	A TO Blk Stl			Min
			FG-FGA	FG-FGA	FT-FTA	Off	Def	Tot	A			TO	Blk	Stl	
21	BRUNER, Ashley	f	4-10	0-0	4-8	4	2	6	0	12	1	1	0	4	29
24	WELCH, Aleighsa	f	3-7	0-0	0-1	3	2	5	2	6	0	1	0	0	22
02	WALKER, Ieasia	g	4-12	2-6	0-0	1	6	7	2	10	3	4	1	0	31
20	WHITE, Sancheon	g	3-9	0-2	1-2	3	4	7	1	7	1	1	0	0	28
25	MITCHELL, Tiffany	g	5-17	1-3	3-3	5	0	5	0	14	1	1	0	1	35
05	SESSIONS, Khadijah		0-1	0-1	1-2	0	1	1	1	1	0	1	0	1	9
12	MONTOUT, Wilka		0-2	0-1	0-0	2	0	2	1	0	0	1	0	0	12
31	DOZIER, Asia		1-7	1-5	0-0	1	1	2	0	3	0	1	0	0	17
33	IBIAM, Elem		0-4	0-0	0-0	0	3	3	2	0	0	0	1	0	17
Team						2	0	2							
Totals			20-69	4-18	9-16	21	19	40	9	53	6	11	2	6	200
FG % 1st Half: 12-31			38.7%	2nd half: 8-38	21.1%	Game: 20-69			29.0%				Deadball		
3FG % 1st Half: 3-7			42.9%	2nd half: 1-11	9.1%	Game: 4-18			22.2%				Rebounds		
FT % 1st Half: 4-5			80.0%	2nd half: 5-11	45.5%	Game: 9-16			56.3%				4		



Official Basketball Box Score -- Game Totals -- Final Statistics  
**#18/16 South Carolina vs #13/12 Georgia**  
 01/13/13 1:00 PM ET at Stegeman Coliseum -- Athens, Ga.



**#18/16 South Carolina 40 • 14-3 (2-2)**

#	Player	Total		3-Ptr		Rebounds			PF	TP	A TO Blk Stl				Min
		FG-FGA	FG-FGA	FT-FTA	Off Def Tot	PF	TP	A TO Blk Stl							
02	WALKER, Ieasia	* 2-11	0-5	3-8	1 6 7	2	7	3 5 0 6	3	39					
20	WHITE, Sancheon	* 0-5	0-2	2-2	1 3 4	4	2	1 4 0 3	3	35					
21	BRUNER, Ashley	* 2-6	0-0	0-0	3 5 8	1	4	1 4 0 1	3	37					
24	WELCH, Aleighsa	* 8-10	0-0	3-5	3 2 5	2	19	1 2 0 1	3	33					
25	MITCHELL, Tiffany	* 3-10	0-2	0-1	4 6 10	1	6	2 5 0 1	3	36					
05	SESSIONS, Khadijah	0-1	0-1	0-0	0 0 0	0	0	0 1 0 0	0	1					
12	MONTOUT, Wilka	0-0	0-0	0-0	0 0 0	0	0	0 0 0 0	0	1					
31	DOZIER, Asia	0-2	0-1	0-0	0 0 0	0	0	0 0 0 0	0	6					
33	IBIAM, Elem	1-2	0-0	0-0	0 1 1	2	2	0 2 0 1	1	12					
Team					0 2 2			1							
Totals		16-47	0-11	8-16	12 25 37	12	40	8 24 0 13	200						

FG % 1st Half: 11-24 45.8% 2nd half: 5-23 21.7% Game: 16-47 34.0% Deadball Rebounds 6  
 3FG % 1st Half: 0-4 0.0% 2nd half: 0-7 0.0% Game: 0-11 0.0%  
 FT % 1st Half: 3-7 42.9% 2nd half: 5-9 55.6% Game: 8-16 50.0%

**#13/12 Georgia 42 • 15-2 (3-1)**

#	Player	Total		3-Ptr		Rebounds			PF	TP	A TO Blk Stl				Min
		FG-FGA	FG-FGA	FT-FTA	Off Def Tot	PF	TP	A TO Blk Stl							
01	Miller,Khaalidah	* 3-7	1-2	1-1	0 3 3	1	8	3 0 0 0	3	35					
03	Armstrong,Anne Marie	* 0-7	0-2	0-0	0 0 0	3	0	4 2 0 2	3	32					
10	James,Jasmine	* 3-8	0-0	2-4	0 5 5	0	8	2 7 0 5	3	37					
12	Hassell,Jasmine	* 8-13	0-0	3-4	2 2 4	2	19	0 3 0 0	3	30					
20	Barbee,Shacobia	* 0-1	0-0	1-3	1 6 7	3	1	2 3 0 1	2	25					
11	Griffin,Tiaria	1-2	0-1	0-0	0 2 2	0	2	0 3 0 2	1	13					
13	Hempe,Merritt	1-3	0-1	0-0	0 1 1	1	2	0 0 0 1	1	7					
15	Donald,Krista	0-2	0-1	0-0	0 0 0	2	0	0 1 0 0	0	8					
22	Causwell,Kaelyn	0-0	0-0	0-0	0 0 0	2	0	0 2 1 0	0	3					
24	Butler,Marjorie	0-1	0-1	0-0	0 0 0	0	0	0 0 0 0	0	3					
31	Ford,Erika	1-2	0-1	0-0	1 0 1	0	2	0 0 0 0	0	7					
Team					3 2 5										
Totals		17-46	1-9	7-12	7 21 28	14	42	11 21 1 11	200						

FG % 1st Half: 11-27 40.7% 2nd half: 6-19 31.6% Game: 17-46 37.0% Deadball Rebounds 2  
 3FG % 1st Half: 1-6 16.7% 2nd half: 0-3 0.0% Game: 1-9 11.1%  
 FT % 1st Half: 2-3 66.7% 2nd half: 5-9 55.6% Game: 7-12 58.3%

Officials: Lisa Mattingly, Brian Hall, Mike McConnell  
 Technical fouls: #18/16 South Carolina-None. #13/12 Georgia-None.  
 Attendance: 3579

Score by periods	1st	2nd	Total
#18/16 South Carolina	25	15	40
#13/12 Georgia	25	17	42

Last FG - SC 2nd-01:14, GA 2nd-01:30.  
 Largest lead - SC by 6 1st-15:59, GA by 5 2nd-01:30.

Points	In	Off	2nd	Fast	Bench
SC	26	14	10	4	2
GA	26	16	6	6	6

Score tied - 5 times.  
 Lead changed - 7 times.

Official Basketball Box Score -- Game Totals -- Final Statistics  
**LSU vs #19/18 South Carolina**  
 01/17/13 7 p.m. at Columbia, S.C./Carolina Coliseum

**LSU 59 • 11-7, 2-3 SEC**

#	Player	Total		3-Ptr		Rebounds			PF	TP	A TO Blk Stl				Min
		FG-FGA	FG-FGA	FT-FTA	Off Def Tot	PF	TP	A TO Blk Stl							
23	MCKINNEY, Shanece	f 0-0	0-0	0-0	0 2 2	2	0	0 1 1 0	0	16					
55	PLAISANCE, Theresa	f 7-17	1-2	3-5	1 8 9	2	18	1 4 1 0	0	34					
03	LUTLEY, Bianca	g 7-14	0-3	2-5	1 1 2	3	16	4 7 0 1	3	33					
10	WEBB, Adrienne	g 6-8	2-2	0-0	0 7 7	2	14	1 0 0 0	0	35					
32	BALLARD, Danielle	g 2-7	0-0	1-2	2 1 3	1	5	2 4 2 4	3	30					
01	YOUNGBLOOD, Derreya	0-0	0-0	0-0	0 2 2	4	0	0 0 1 0	0	10					
05	KENNEY, Jeanne	3-8	0-0	0-0	0 2 2	3	6	5 0 2 0	2	24					
20	BAKER, Kuaneshia	0-0	0-0	0-0	0 2 2	1	0	0 1 0 1	0	6					
42	BOYKIN, Sheila	0-0	0-0	0-0	0 3 3	3	0	0 1 0 0	0	12					
Team					3 2 5										
Totals		25-54	3-7	6-12	7 30 37	21	59	13 18 7 6	200						

FG % 1st Half: 10-25 40.0% 2nd half: 15-29 51.7% Game: 25-54 46.3% Deadball Rebounds 2  
 3FG % 1st Half: 2-4 50.0% 2nd half: 1-3 33.3% Game: 3-7 42.9%  
 FT % 1st Half: 2-2 100.0 2nd half: 4-10 40.0% Game: 6-12 50.0%

**#19/18 South Carolina 66 • 15-3, 3-2 SEC**

#	Player	Total		3-Ptr		Rebounds			PF	TP	A TO Blk Stl				Min
		FG-FGA	FG-FGA	FT-FTA	Off Def Tot	PF	TP	A TO Blk Stl							
21	BRUNER, Ashley	f 6-14	0-0	1-3	4 8 12	2	13	4 1 1 1	1	35					
24	WELCH, Aleighsa	f 4-7	0-0	6-9	3 4 7	3	14	2 2 0 1	3	32					
02	WALKER, Ieasia	g 9-16	4-9	2-2	0 2 2	2	24	0 1 1 5	3	37					
20	WHITE, Sancheon	g 0-5	0-3	0-0	1 1 2	4	0	3 1 0 0	0	27					
25	MITCHELL, Tiffany	g 3-9	0-3	6-10	3 4 7	1	12	3 3 1 3	3	35					
05	SESSIONS, Khadijah	0-1	0-1	0-0	0 0 0	1	0	2 1 0 0	0	6					
12	MONTOUT, Wilka	0-3	0-0	0-0	1 0 1	0	0	0 0 0 0	0	4					
31	DOZIER, Asia	1-4	1-3	0-0	0 1 1	2	3	0 0 0 0	0	12					
33	IBIAM, Elem	0-3	0-0	0-0	4 3 7	1	0	0 1 2 0	0	12					
Team					1 2 3										
Totals		23-62	5-19	15-24	17 25 42	16	66	14 10 5 10	200						

FG % 1st Half: 10-34 29.4% 2nd half: 13-28 46.4% Game: 23-62 37.1% Deadball Rebounds 1,1  
 3FG % 1st Half: 2-11 18.2% 2nd half: 3-8 37.5% Game: 5-19 26.3%  
 FT % 1st Half: 4-7 57.1% 2nd half: 11-17 64.7% Game: 15-24 62.5%

Officials: Dee Kantner, Tina Napier, Maj Forsberg  
 Technical fouls: LSU-None. #19/18 South Carolina-None.  
 Attendance: 1991

Score by periods	1st	2nd	Total
LSU	24	35	59
#19/18 South Carolina	26	40	66

Last FG - LSU 2nd-00:21, SC 2nd-02:01.  
 Largest lead - LSU by 2 2nd-07:30, SC by 10 1st-08:26.

Points	In	Off	2nd	Fast	Bench
LSU	38	14	4	8	6
SC	30	19	11	14	3

Score tied - 4 times.  
 Lead changed - 4 times.





**2012-13 South Carolina Basketball**  
**South Carolina Points-Rebounds-Assists (as of Jan 17, 2013)**  
**All games**



Opponent	Date	Score	02	05	12	15	20	21	24	25	31	33
ELON	11/09/12	77-44	w	13-4-4	8-0-0	1-2-2	6-3-3	8-1-2	15-3-0	9-9-1	9-2-3	4-10-0
at LATECH	11/12/12	82-58	w	10-3-8	3-1-1	12-3-0	4-1-0	4-8-2	17-2-3	14-8-1	13-8-0	5-2-5
SSU	11/15/12	78-47	w	10-1-5	6-3-4	9-6-0	2-0-1	9-4-1	8-12-1	13-12-0	10-5-4	11-3-2
CU	11/18/12	64-43	w	9-8-4	3-1-1	4-1-1	DNP	3-6-0	16-8-0	7-6-0	16-6-2	0-5-1
vs HAM	11/22/12	45-34	w	6-2-1	2-1-1	3-2-0	DNP	0-6-0	5-12-2	16-11-1	7-8-2	5-3-0
vs FGCU	11/23/12	65-46	w	6-1-2	5-1-2	2-5-1	DNP	11-5-2	15-4-1	14-11-0	8-11-3	2-1-1
vs DPU	11/24/12	55-46	w	11-6-0	6-1-0	2-1-0	DNP	10-5-0	11-12-0	9-10-1	6-6-0	0-1-0
DREXEL	11/28/12	58-55	w	6-2-2	3-0-0	0-0-0	DNP	5-4-2	12-8-2	12-15-0	14-2-1	3-1-1
at SHU	12/2/12	55-42	w	6-3-1	3-1-1	2-1-0	DNP	8-1-0	9-7-2	14-10-0	13-11-1	0-1-0
FUR	12/9/12	69-35	w	9-3-1	7-2-2	10-3-1	DNP	2-2-2	2-5-1	11-3-0	16-4-1	4-2-0
STAN	12/19/12	49-53	L	15-3-3	0-0-0	0-0-0	DNP	5-3-0	5-8-1	17-5-2	2-5-0	5-0-0
SCSU	12/21/12	65-45	w	0-1-3	8-1-1	2-1-0	DNP	3-1-0	1-8-4	16-14-0	21-11-2	3-4-3
WCU	12/29/12	66-44	w	9-1-4	7-2-2	6-2-0	DNP	7-2-2	4-5-2	8-6-2	12-2-1	5-2-1
UT	01/03/13	53-73	L	10-7-3	1-1-0	0-2-0	DNP	7-7-1	12-6-1	6-5-0	14-5-1	3-2-0
at MS	01/06/13	60-46	w	8-4-1	5-0-1	2-4-0	DNP	11-6-0	7-5-0	16-7-3	5-5-0	1-2-0
VANDY	01/10/13	64-48	w	12-3-5	4-2-1	3-2-2	DNP	5-8-2	9-7-3	13-5-1	7-3-0	2-1-1
at GA	01/13/13	40-42	L	7-7-3	0-0-0	0-0-0	DNP	2-4-1	4-8-1	19-5-1	6-10-2	0-0-0
LSU	01/17/13	66-59	w	24-2-0	0-0-2	0-1-0	DNP	0-2-3	13-12-4	14-7-2	12-7-3	3-1-0



## 2012-13 South Carolina Basketball

### South Carolina Team Game-by-Game Comparison (as of Jan 17, 2013)

#### All games



Opponent	1st	2nd	Score	Mar	Total FG	FG Pct	3-Pointers	3FG Pct	Free Throws	FT Pct	Rebounds	Assist	T/Over	Block	Steal	Fouls	
ELON	41/25	36/19	77-44	+33	31-70/16-54	.443/.296	0-14/2-7	.000/.286	15-30/10-13	.500/.769	53/33	+20	15/4	15/22	3/3	14/7	12/23
Louisiana Tech	40/27	42/31	82-58	+24	30-61/20-51	.492/.392	6-16/3-11	.375/.273	16-25/15-24	.640/.625	42/27	+15	20/12	7/12	4/0	9/3	17/19
SAVANNAH STATE	40/20	38/27	78-47	+31	31-67/18-50	.463/.360	9-25/2-5	.360/.400	7-13/9-16	.538/.563	50/26	+24	18/8	12/12	1/5	4/6	14/13
CLEMSON	31/18	33/25	64-43	+21	21-53/11-46	.396/.239	0-14/1-10	.000/.100	22-35/20-24	.629/.833	46/28	+18	9/6	21/20	2/7	13/10	19/30
Hampton	19/13	26/21	45-34	+11	15-46/11-57	.326/.193	5-13/2-12	.385/.167	10-27/10-16	.370/.625	57/32	+25	7/6	29/15	1/1	5/13	12/22
Florida Gulf Coast	32/26	33/20	65-46	+19	27-61/16-44	.443/.364	4-15/7-29	.267/.241	7-13/7-11	.538/.636	46/20	+26	12/9	15/16	0/2	6/6	14/19
DePaul	22/21	33/25	55-46	+9	21-51/19-64	.412/.297	0-6/4-18	.000/.222	13-29/4-6	.448/.667	47/31	+16	11/12	14/11	3/0	5/6	10/21
DREXEL	22/36	33/19	58-55	+3	21-62/22-52	.339/.423	7-17/7-12	.412/.583	9-20/4-6	.450/.667	38/37	+1	8/12	10/17	7/7	13/4	9/15
Seton Hall	24/22	31/20	55-42	+13	19-53/18-45	.358/.400	4-13/4-8	.308/.500	13-28/2-4	.464/.500	38/26	+12	5/11	14/20	3/5	11/11	8/23
FURMAN	37/20	32/15	69-35	+34	28-66/11-46	.424/.239	1-15/3-10	.067/.300	12-19/10-10	.632/1000	40/33	+7	9/2	8/24	9/2	15/0	11/15
#1/1 STANFORD	19/24	30/29	49-53	(4)	18-63/19-47	.286/.404	4-15/0-4	.267/.000	9-14/15-17	.643/.882	31/42	(11)	6/4	7/18	2/11	10/4	19/15
SC STATE	33/21	32/24	65-45	+20	17-50/15-49	.340/.306	4-18/1-11	.222/.091	27-44/14-18	.614/.778	46/30	+16	13/9	20/22	5/6	12/11	11/33
WESTERN CAROLINA	29/18	37/26	66-44	+22	28-56/18-46	.500/.391	6-9/3-6	.667/.500	4-14/5-8	.286/.625	33/29	+4	15/8	10/20	8/2	10/4	12/16
#12/13 TENNESSEE	31/32	22/41	53-73	(20)	20-69/28-56	.290/.500	4-18/6-11	.222/.545	9-16/11-14	.563/.766	40/39	+1	6/10	11/12	2/11	6/4	9/13
Mississippi State	28/20	32/26	60-46	+14	14-39/16-50	.359/.320	0-2/4-12	.000/.333	32-50/10-14	.640/.714	40/30	+10	5/5	12/13	3/7	6/2	16/29
VANDERBILT	36/20	28/28	64-48	+16	25-52/13-49	.481/.265	3-12/2-7	.250/.286	11-22/20-22	.500/.909	35/31	+4	15/10	17/18	7/2	7/3	20/20
#13/12 Georgia	25/25	15/17	40-42	(2)	16-47/17-46	.340/.370	0-11/1-9	.000/.111	8-16/7-12	.500/.563	37/28	+9	8/11	24/21	0/1	13/11	12/14
LSU	26/24	40/35	66-59	+7	23-62/25-54	.371/.463	5-19/3-7	.263/.429	15-24/6-12	.625/.500	42/37	+5	14/13	10/18	5/7	10/6	16/21

Note: Game totals are displayed in the format TEAM/OPPONENT for each category



**2012-13 South Carolina Basketball**  
**South Carolina Game-by-Game Highs (as of Jan 17, 2013)**  
**All games**



Opponent	Date	Score	Points	Rebounds	Assists	Steals	Blocked shots
ELON	11/09/12	77-44	15-BRUNER, Ashley	11-IBIAM, Elem	4-WALKER, leasia	5-DAVIS, Tiffany	2-IBIAM, Elem
at Louisiana Tech	11/12/12	82-58	17-BRUNER, Ashley	8-WELCH, Aleighsa MITCHELL, Tiffany WHITE, Sancheon	8-WALKER, leasia	2-WHITE, Sancheon WALKER, leasia WELCH, Aleighsa DOZIER, Asia	2-WELCH, Aleighsa
SAVANNAH STATE	11/15/12	78-47	13-WELCH, Aleighsa	12-BRUNER, Ashley WELCH, Aleighsa	5-WALKER, leasia	3-SESSIONS, Khadij	1-MONTOUT, Wilka
CLEMSON	11/18/12	64-43	16-MITCHELL, Tiffany BRUNER, Ashley	8-BRUNER, Ashley WALKER, leasia	4-WALKER, leasia	4-WALKER, leasia	1-WELCH, Aleighsa WHITE, Sancheon
vs Hampton	11/22/12	45-34	16-WELCH, Aleighsa	12-BRUNER, Ashley	2-MITCHELL, Tiffany BRUNER, Ashley	1-MONTOUT, Wilka WELCH, Aleighsa MITCHELL, Tiffany WHITE, Sancheon BRUNER, Ashley	1-IBIAM, Elem
vs Florida Gulf Coast	11/23/12	65-46	15-BRUNER, Ashley	11-WELCH, Aleighsa MITCHELL, Tiffany	3-MITCHELL, Tiffany	3-WHITE, Sancheon	None
vs DePaul	11/24/12	55-46	11-BRUNER, Ashley WALKER, leasia	12-BRUNER, Ashley	1-WELCH, Aleighsa	2-MITCHELL, Tiffany	1-WALKER, leasia BRUNER, Ashley MONTOUT, Wilka
DREXEL	11/28/12	58-55	14-MITCHELL, Tiffany	15-WELCH, Aleighsa	2-WHITE, Sancheon BRUNER, Ashley WALKER, leasia	4-BRUNER, Ashley	4-WHITE, Sancheon
at Seton Hall	12/2/12	55-42	14-WELCH, Aleighsa	11-MITCHELL, Tiffany	2-BRUNER, Ashley	5-BRUNER, Ashley	1-IBIAM, Elem WALKER, leasia WHITE, Sancheon
FURMAN	12/9/12	69-35	16-MITCHELL, Tiffany	9-IBIAM, Elem	2-SESSIONS, Khadij WHITE, Sancheon	5-MITCHELL, Tiffany WALKER, leasia	2-WHITE, Sancheon MONTOUT, Wilka BRUNER, Ashley
#1/1 STANFORD	12/19/12	49-53	17-WELCH, Aleighsa	8-BRUNER, Ashley	3-WALKER, leasia	4-WALKER, leasia	1-WHITE, Sancheon MITCHELL, Tiffany
SC STATE	12/21/12	65-45	21-MITCHELL, Tiffany	14-WELCH, Aleighsa	4-BRUNER, Ashley	6-WALKER, leasia	2-BRUNER, Ashley WALKER, leasia
WESTERN CAROLINA	12/29/12	66-44	12-MITCHELL, Tiffany	9-IBIAM, Elem	4-WALKER, leasia	5-WALKER, leasia	5-IBIAM, Elem
#12/13 TENNESSEE	01/03/13	53-73	14-MITCHELL, Tiffany	7-WHITE, Sancheon WALKER, leasia	3-WALKER, leasia	4-BRUNER, Ashley	1-IBIAM, Elem WALKER, leasia
at Mississippi State	01/06/13	60-46	16-WELCH, Aleighsa	7-WELCH, Aleighsa	3-WELCH, Aleighsa	3-WHITE, Sancheon	2-IBIAM, Elem
VANDERBILT	01/10/13	64-48	13-WELCH, Aleighsa	8-WHITE, Sancheon	5-WALKER, leasia	3-WHITE, Sancheon WALKER, leasia	3-WHITE, Sancheon
at #13/12 Georgia	01/13/13	40-42	19-WELCH, Aleighsa	10-MITCHELL, Tiffany	3-WALKER, leasia	6-WALKER, leasia	None
LSU	01/17/13	66-59	24-WALKER, leasia	12-BRUNER, Ashley	4-BRUNER, Ashley	5-WALKER, leasia	2-IBIAM, Elem



**2012-13 South Carolina Basketball**  
**South Carolina Combined Team Statistics (as of Jan 17, 2013)**  
**Conference games**



<b>RECORD:</b>	<b>OVERALL</b>	<b>HOME</b>	<b>AWAY</b>	<b>NEUTRAL</b>
ALL GAMES	3-2	2-1	1-1	0-0
CONFERENCE	3-2	2-1	1-1	0-0
NON-CONFERENCE	0-0	0-0	0-0	0-0

##	Player	gp-gs	min	avg	Total		3-Point		F-Throw		Rebounds				pf	dq	a	to	blk	stl	pts	avg
					fg-fga	fg%	3fg-fga	3fg%	ft-fa	ft%	off	def	tot	avg								
24	WELCH, Aleighsa	5-5	147	29.4	26-41	.634	0-0	.000	16-25	.640	14	15	29	5.8	13	0	7	6	0	3	68	13.6
02	WALKER, leasia	5-5	169	33.8	22-56	.393	7-23	.304	10-20	.500	3	20	23	4.6	9	0	12	16	3	15	61	12.2
21	BRUNER, Ashley	5-5	153	30.6	17-40	.425	0-0	.000	11-29	.379	12	26	38	7.6	9	0	9	11	2	7	45	9.0
25	MITCHELL, Tiffany	5-5	161	32.2	14-46	.304	2-9	.222	14-20	.700	14	16	30	6.0	8	0	6	16	2	6	44	8.8
20	WHITE, Sancheon	5-5	151	30.2	9-33	.273	0-8	.000	7-9	.778	10	17	27	5.4	15	0	7	10	3	9	25	5.0
33	IBIAM, Elem	5-0	73	14.6	6-20	.300	0-0	.000	4-8	.500	6	10	16	3.2	9	0	0	5	5	1	16	3.2
05	SESSIONS, Khadijah	5-0	42	8.4	0-6	.000	0-6	.000	10-13	.769	0	3	3	0.6	5	0	4	6	0	1	10	2.0
31	DOZIER, Asia	5-0	64	12.8	3-18	.167	2-12	.167	1-2	.500	2	4	6	1.2	3	0	1	2	1	0	9	1.8
12	MONTOUT, Wilka	5-0	40	8.0	1-9	.111	1-4	.250	2-2	1.000	5	4	9	1.8	2	0	2	1	1	0	5	1.0
Team											7	6	13					1				
Total.....		5	1000		98-269	.364	12-62	.194	75-128	.586	73	121	194	38.8	73	0	48	74	17	42	283	56.6
Opponents.....		5	1000		99-255	.388	16-46	.348	54-74	.730	44	121	165	33.0	97	2	49	82	28	26	268	53.6

**TEAM STATISTICS**

	<b>SC</b>	<b>OPP</b>
SCORING	283	268
Points per game	56.6	53.6
Scoring margin	+3.0	-
FIELD GOALS-ATT	98-269	99-255
Field goal pct	.364	.388
3 POINT FG-ATT	12-62	16-46
3-point FG pct	.194	.348
3-pt FG made per game	2.4	3.2
FREE THROWS-ATT	75-128	54-74
Free throw pct	.586	.730
F-Throws made per game	15.0	10.8
REBOUNDS	194	165
Rebounds per game	38.8	33.0
Rebounding margin	+5.8	-
ASSISTS	48	49
Assists per game	9.6	9.8
TURNOVERS	74	82
Turnovers per game	14.8	16.4
Turnover margin	+1.6	-
Assist/turnover ratio	0.6	0.6
STEALS	42	26
Steals per game	8.4	5.2
BLOCKS	17	28
Blocks per game	3.4	5.6
ATTENDANCE	8740	4904
Home games-Avg/Game	3-2913	2-2452
Neutral site-Avg/Game	-	0-0

<b>Date</b>	<b>Opponent</b>		<b>Score</b>	<b>Att.</b>
* 01/03/13	#12/13 TENNESSEE	L	53-73	3939
* 01/06/13	at Mississippi State	W	60-46	1325
* 01/10/13	VANDERBILT	W	64-48	2810
* 01/13/13	at #13/12 Georgia	L	40-42	3579
* 01/17/13	LSU	W	66-59	1991

< = U.S. Virgin Islands Paradise Jam (St. Thomas, USVI)

\* = SEC Game

^ = SEC Tournament (Duluth, Ga.)

<b>Score by Periods</b>	<b>1st</b>	<b>2nd</b>	<b>Totals</b>
South Carolina	146	137	283
Opponents	121	147	268





**2012-13 South Carolina Basketball**  
**South Carolina Combined Team Statistics (as of Jan 17, 2013)**  
**All games**



<b>RECORD:</b>	<b>OVERALL</b>	<b>HOME</b>	<b>AWAY</b>	<b>NEUTRAL</b>
ALL GAMES	15-3	9-2	3-1	3-0
CONFERENCE	3-2	2-1	1-1	0-0
NON-CONFERENCE	12-1	7-1	2-0	3-0

#	Player	gp-gs	min	avg	Total	3-Point			F-Throw		Rebounds				pf	dq	a	to	blk	stl	pts	avg
					fg-fga	fg%	3fg-fga	3fg%	ft-fa	ft%	off	def	tot	avg								
24	WELCH, Aleighsa	18-18	494	27.4	84-126	.667	1-1	1.000	59-88	.670	76	73	149	8.3	28	0	15	30	3	13	228	12.7
25	MITCHELL, Tiffany	18-18	524	29.1	69-168	.411	12-33	.364	41-76	.539	41	70	111	6.2	35	0	26	47	3	27	191	10.6
02	WALKER, leasia	18-18	570	31.7	58-163	.356	23-72	.319	32-55	.582	17	44	61	3.4	30	0	50	50	9	48	171	9.5
21	BRUNER, Ashley	18-18	517	28.7	69-160	.431	0-3	.000	27-89	.303	57	75	132	7.3	28	0	28	42	10	28	165	9.2
20	WHITE, Sancheon	18-18	494	27.4	39-116	.336	6-27	.222	16-21	.762	32	43	75	4.2	37	0	20	19	13	24	100	5.6
15	DAVIS, Tiffany	3-0	40	13.3	4-8	.500	1-4	.250	3-4	.750	1	3	4	1.3	2	0	4	2	0	5	12	4.0
05	SESSIONS, Khadijah	18-0	234	13.0	20-56	.357	3-23	.130	28-43	.651	8	9	17	0.9	13	0	19	21	2	11	71	3.9
33	IBIAM, Elem	16-0	234	14.6	23-63	.365	0-0	.000	13-28	.464	26	38	64	4.0	23	0	2	11	16	4	59	3.7
12	MONTOUT, Wilka	18-0	234	13.0	21-75	.280	4-21	.190	12-17	.706	22	14	36	2.0	19	0	7	12	5	3	58	3.2
31	DOZIER, Asia	18-0	284	15.8	18-93	.194	12-68	.176	8-18	.444	14	27	41	2.3	26	1	15	14	4	6	56	3.1
Team											31	40	71				8					
Total.....		18	3625		405-1028	.394	62-252	.246	239-439	.544	325	436	761	42.3	241	1	186	256	65	169	1111	61.7
Opponents.....		18	3625		313-906	.345	55-189	.291	179-247	.725	170	389	559	31.1	361	14	152	311	79	111	860	47.8

<b>TEAM STATISTICS</b>	<b>SC</b>	<b>OPP</b>	<b>Date</b>	<b>Opponent</b>	<b>Score</b>	<b>Att.</b>
SCORING	1111	860	11/09/12	ELON	w 77-44	2912
Points per game	61.7	47.8	11/12/12	at Louisiana Tech	w 82-58	2160
Scoring margin	+13.9	-	11/15/12	SAVANNAH STATE	w 78-47	2480
FIELD GOALS-ATT	405-1028	313-906	11/18/12	CLEMSON	w 64-43	4893
Field goal pct	.394	.345	< 11/22/12	vs Hampton	w 45-34	424
3 POINT FG-ATT	62-252	55-189	< 11/23/12	vs Florida Gulf Coast	w 65-46	486
3-point FG pct	.246	.291	< 11/24/12	vs DePaul	w 55-46	427
3-pt FG made per game	3.4	3.1	11/28/12	DREXEL	Wot 58-55	2675
FREE THROWS-ATT	239-439	179-247	12/2/12	at Seton Hall	w 55-42	432
Free throw pct	.544	.725	12/9/12	FURMAN	w 69-35	2618
F-Throws made per game	13.3	9.9	12/19/12	#1/1 STANFORD	L 49-53	8118
REBOUNDS	761	559	12/21/12	SC STATE	w 65-45	3874
Rebounds per game	42.3	31.1	12/29/12	WESTERN CAROLINA	w 66-44	3248
Rebounding margin	+11.2	-	* 01/03/13	#12/13 TENNESSEE	L 53-73	3939
ASSISTS	186	152	* 01/06/13	at Mississippi State	w 60-46	1325
Assists per game	10.3	8.4	* 01/10/13	VANDERBILT	w 64-48	2810
TURNOVERS	256	311	* 01/13/13	at #13/12 Georgia	L 40-42	3579
Turnovers per game	14.2	17.3	* 01/17/13	LSU	w 66-59	1991
Turnover margin	+3.1	-	< = U.S. Virgin Islands Paradise Jam (St. Thomas, USVI)			
Assist/turnover ratio	0.7	0.5	* = SEC Game			
STEALS	169	111	^ = SEC Tournament (Duluth, Ga.)			
Steals per game	9.4	6.2				
BLOCKS	65	79				
Blocks per game	3.6	4.4				
ATTENDANCE	39558	8833				
Home games-Avg/Game	11-3596	4-1874				
Neutral site-Avg/Game	-	3-446				

<b>Score by Periods</b>	<b>1st</b>	<b>2nd</b>	<b>OT</b>	<b>Totals</b>
South Carolina	535	573	3	1111
Opponents	412	448	0	860