



# 2012-13 SOUTH CAROLINA BASKETBALL

## OPENING TIP

**Date:** Friday, Dec. 7, 2012  
**Tipoff:** 7 p.m. ET  
**Location:** Columbia, S.C.  
**Arena:** Colonial Life Arena (18,000)  
**Series:** South Carolina leads 3-1  
**Last Meeting:** South Carolina win, 97-93, in Columbia, S.C.; Nov. 27, 2009  
**Television:** Fox Sports Carolinas/Fox Sports South  
**Talent:** Andy Demetra (pxp), Eddie Fogler (analyst)  
**Radio:** Gamecock IMG Radio Network  
**Sirius:** 123; **XM:** 199  
**Talent:** Derek Scott (pxp), Casey Manning (analyst)  
**Tickets:** GamecocksOnline.com/1-800-4SC-FANS  
**Live Stats:** GamecocksOnline.com

## GAME 9



**SOUTH CAROLINA  
 GAMECOCKS**  
**(5-3)**

- VS -

**JACKSONVILLE  
 DOLPHINS**  
**(4-5)**



**Ranking:** AP/Coaches (-/-)  
**Head Coach:** Frank Martin  
**Record at SC:** 5-3  
**Career Rec.:** 122-57  
**vs. JU:** 0-0  
**SID:** Emily Feeney-Molinary

**Stat Leaders (per game):**  
**Points:** Williams (13.4)  
**Rbs.:** Carrera/Jackson (7.8)  
**Assists:** Smith (3.0)  
**Blocks:** Carrera (1.0)  
**Steals:** Smith (0.9)

**Ranking:** AP/Coaches (-/-)  
**Head Coach:** Cliff Warren  
**Record at JU:** 104-119 (8th)  
**Career Rec.:** Same  
**vs. SC:** 0-2  
**SID:** Brian DeLette

**Stat Leaders (per game):**  
**Points:** Haywood (10.9)  
**Rebounds:** Powell (7.3)  
**Assists:** Powell (3.6)  
**Blocks:** 2 with 0.8  
**Steals:** Dawson (1.7)

### PROBABLE STARTERS (BASED ON PREVIOUS GAME)

South Carolina	Ht.	Wt.	Yr.	Hometown	PPG	RPG	MPG
G - #5 Eric Smith	5-11	205	Jr.	Mullins, S.C.	6.4	2.0	27.1
G - #0 LaShay Page	6-2	195	Sr.	Dillon, S.C.	12.3	3.5	24.9
F - #24 Michael Carrera	6-5	212	Fr.	Anzoategui, Venezuela	10.2	7.8	20.2
F - #30 Lakeem Jackson	6-5	235	Sr.	Charlotte, N.C.	9.6	7.8	33.1
F - #33 RJ Slawson	6-8	220	Jr.	Charleston, S.C.	3.9	4.4	18.6

Jacksonville	Ht.	Wt.	Yr.	Hometown	PPG	RPG	MPG
G - #2 Russell Powell	5-9	150	Sr.	Newnan, Ga.	5.6	2.6	24.6
G - #11 Jarvis Haywood	6-4	185	Fr.	Charlotte, N.C.	10.9	3.4	21.9
G - #21 Keith McDougald	6-1	206	Jr.	Jacksonville, Fla.	9.8	3.6	22.3
F - #0 Javon Dawson	6-6	260	Jr.	Cordele, Ga.	7.4	4.0	19.0
F - #42 Glenn Powell	6-5	200	Sr.	Deerfield Beach, Fla.	9.0	7.3	22.3

### TODAY'S GAME

South Carolina will host Jacksonville on Friday in its final contest before the break for exams next week. The meeting marks the fifth all-time between the two schools, with all five meetings in Columbia. The contest will be televised on Fox Sports Carolinas/Fox Sports South with Andy Demetra and Eddie Fogler on the call, while fans can also listen on the Gamecock IMG Sports Network and GamecocksOnline.com.

### CAROLINA QUICK HITS

- South Carolina is in its 105th season of basketball.
- The Gamecocks are led by first-year head coach Frank Martin. His associate head coach is Brad Underwood and his assistant coaches are Matt Figger and Lamont Evans. Andy Assaley is the director of basketball operations.
- Carolina suffered a 64-55 loss to visiting Clemson last Sunday at Colonial Life Arena in the annual meeting between the two intrastate rivals. The Gamecocks had won the previous two meetings.
- Junior guard Brenton Williams is now the team leader with 13.4 points per game after a 16-point performance vs. Clemson.
- The Gamecocks have hit just 35.9 percent (42-117) from the floor in their last two games - both losses, at St. John's last Thursday and vs. Clemson on Sunday. The Red Storm and Tigers combined to hit 51.5 percent during the stretch, with SJU hitting 56.9 percent (33-58).
- South Carolina suffered an 89-65 loss at St. John's on Nov. 29 in its first true road contest of the season competing in the 2012 SEC/BIG EAST Challenge. Freshman forward Michael Carrera posted his second double-double of the year with 11 points and 11 rebounds.
- Junior guard Brenton Williams suffered a neck injury midway through the second half vs. St. John's. He was transported to a local hospital and further evaluated. He was released and traveled home with the team. He returned vs. Clemson and led the team in scoring with 16 points, his sixth double-figure scoring game of the year.
- Junior guard Bruce Ellington saw action in his first contest of the season at St. John's. Ellington, the leading receiver for the Gamecock football team, returned to practice on Nov. 27, and will practice and compete with the basketball team until bowl practices begin for the football squad. Ellington scored seven points in his debut vs. the Red Storm, playing a team high 29 minutes, and followed with a 12-point performance vs. Clemson.
- South Carolina posted a 74-62 victory over Arkansas Little-Rock on Nov. 25 to claim the 2012 Hoops For Hope Classic tournament title in Puerto Vallarta, Mexico. Senior guard Lakeem Jackson was named to the All-Tournament Team and senior guard LaShay Page was named the tournament's Most Outstanding Player.
- Jackson collected his second double-double of the season vs. UALR, scoring 10 points and collecting a career-high 15 rebounds. It was the most rebounds in a contest for Jackson since he collected 14 vs. Alabama on March 11, 2010.

### 2012-13 SCHEDULE

DATE	OPONENT (TV)	TIME/RESULT
O. 30	Kentucky Wesleyan +	W, 68-67
N. 11	Milwaukee & (FSN)	W, 82-75 (OT)
N. 16	Morgan State (SS)	W, 87-71
N. 19	Rider & (FSS/FSCR)	W, 88-76
N. 21	Elon	L, 65-53
N. 24	vs. Missouri State ^	W, 74-67 (OT)
N. 25	vs. Arkansas Little-Rock ^	W, 74-62
N. 29	at St. John's % (ESPNU)	L, 89-65
D. 2	Clemson (ESPNU)	L, 64-55
D. 7	Jacksonville (FSS/FSCR)	7 p.m.
D. 19	Appalachian State (FSS/FSCR)	5 p.m.
D. 22	vs. Manhattan #	5:30 p.m.
D. 29	Presbyterian (CSS)	1 p.m.
J. 5	SC State (FSN)	1:30 p.m.
J. 9	at Mississippi State* (ESPN3)	8 p.m.
J. 12	Auburn* (SECN)	1:30 p.m.
J. 16	at LSU* (ESPN3)	8 p.m.
J. 19	Vanderbilt* (SECN)	1:30 p.m.
J. 22	at Missouri* (ESPNU)	7 p.m.
J. 26	Arkansas* (SECN)	1:30 p.m.
J. 30	at Florida* (SECN)	8 p.m.
F. 2	Georgia* (SECN)	1:30 p.m.
F. 5	at Kentucky* (ESPNU)	9 p.m.
F. 10	Tennessee* (FSN)	1 p.m.
F. 14	LSU* (ESPN/2)	7 p.m.
F. 16	at Alabama* (SECN)	4 p.m.
F. 20	Ole Miss* (CSS)	7 p.m.
F. 23	at Georgia* (CBS Sports)	2 p.m.
F. 28	Missouri* (ESPN/2)	9 p.m.
M. 2	at Texas A&M* (ESPNU)	7 p.m.
M. 6	Mississippi State* (ESPN3)	7 p.m.
M. 9	at Vanderbilt* (SECN)	1:30 p.m.
M. 13-17	SEC Tournament (Nashville)	TBA
M. 19-A. 4	NCAA Tournament	TBA

All home games in **bold** | All times listed Eastern  
 \* indicates SEC contest | + indicates exhibition | **SS**-SportSouth  
 | **SECN**-SEC Network | **CSS**-CharterSports SE | &-Hoops For  
 Hope Classic (Columbia, S.C.) | ^-Hoops For Hope Classic (Puerto  
 Vallarta, Mexico) | %-SEC/BIG EAST Challenge | #-Brooklyn Hoops  
 Holiday Invitational (Brooklyn, N.Y.)



# SOUTH CAROLINA GAMECOCKS

OVERALL: 5-3; SEC: 0-0; HOME: 3-2; AWAY: 0-1; NEUTRAL: 2-0

<b>0</b>		<b>LASHAY PAGE</b> - Sr. - G - 6-2 - 195 - Dillon, S.C. <u>MIN</u> <u>PTS</u> <u>RBS</u> <u>AST</u> <u>FG%</u> <u>3FG%</u> <u>FT%</u> 24.9 12.3 3.5 1.0 36.9 33.3 84.6	<ul style="list-style-type: none"> <li>Averaged 19.0 points per game in Mexico; named Hoops For Hope Classic Most Outstanding Player</li> <li>Has struggled with foul trouble the last two games, scoring just 5 points combined vs. St. John's (2) and Clemson (3)</li> </ul>
<b>1</b>		<b>BRENTON WILLIAMS</b> - Jr. - G - 5-11 - 175 - Kissimmee, Fla. <u>MIN</u> <u>PTS</u> <u>RBS</u> <u>AST</u> <u>FG%</u> <u>3FG%</u> <u>FT%</u> 22.9 13.4 2.4 1.3 53.1 41.4 90.0	<ul style="list-style-type: none"> <li>Was a perfect 7-of-7 from the field vs. UALR, 17 points, 2 steals vs. Trojans</li> <li>Scored 10 points vs. St. John's before suffering a neck injury; was taken to a local hospital for further evaluation; was released &amp; traveled home with the team</li> <li>Leads the team in scoring with 13.4 points per game; 6 double-figure games</li> </ul>
<b>2</b>		<b>BRIAN RICHARDSON</b> - Jr. - G - 6-4 - 175 - Wilson, N.C. <u>MIN</u> <u>PTS</u> <u>RBS</u> <u>AST</u> <u>FG%</u> <u>3FG%</u> <u>FT%</u> 21.4 6.8 2.6 2.0 39.1 40.0 88.9	<ul style="list-style-type: none"> <li>Scored seven points and pulled down a career high eight rebounds vs. Elon; also dished team best four assists</li> <li>Posted 14 points, including four 3s in career-high 38 min. vs. Missouri State</li> <li>Scored eight points and posted two assists vs. St. John's</li> </ul>
<b>5</b>		<b>ERIC SMITH</b> - Jr. - G - 5-11 - 205 - Mullins, S.C. <u>MIN</u> <u>PTS</u> <u>RBS</u> <u>AST</u> <u>FG%</u> <u>3FG%</u> <u>FT%</u> 27.1 6.4 2.0 3.0 32.0 25.0 68.2	<ul style="list-style-type: none"> <li>Posted season high six assists vs. Missouri State</li> <li>Averaged 5.5 assists per game in Mexico; 12 points vs. UALR</li> <li>Foul trouble early vs. St. John's, posted two assists</li> <li>Collected three assists vs. Clemson</li> </ul>
<b>12</b>		<b>AUSTIN CONSTABLE</b> - Fr. - G - 6-0 - 175 - West Chester, Pa. <u>MIN</u> <u>PTS</u> <u>RBS</u> <u>AST</u> <u>FG%</u> <u>3FG%</u> <u>FT%</u> 1.0 0.0 0.0 0.0 0.0 0.0 0.0	<ul style="list-style-type: none"> <li>Walk-on guard</li> <li>Averaged 18 points and 4.0 assists per game during senior season at Henderson High School in West Chester, Pa.</li> <li>Played one minute vs. UALR</li> </ul>
<b>14</b>		<b>LAIMONAS CHATKEVICIUS</b> - Fr. - F - 6-11 - 255 - Klaipeda, Lithuania <u>MIN</u> <u>PTS</u> <u>RBS</u> <u>BLK</u> <u>FG%</u> <u>3FG%</u> <u>FT%</u> 9.0 2.5 1.5 0.0 50.0 0.0 50.0	<ul style="list-style-type: none"> <li>Missed first 6 games of the season due to NCAA ruling (see note)</li> <li>Cleared to return vs. St. John's; scored three points in 11 minutes</li> <li>Saw action vs. Clemson off the bench, scored two points</li> </ul>
<b>23</b>		<b>BRUCE ELLINGTON</b> - Jr. - G - 5-9 - 197 - Moncks Corner, S.C. <u>MIN</u> <u>PTS</u> <u>RBS</u> <u>AST</u> <u>FG%</u> <u>3FG%</u> <u>FT%</u> 28.0 9.5 2.0 1.0 36.8 0.0 71.4	<ul style="list-style-type: none"> <li>Junior guard who returned to the team for practice on Tuesday, Nov. 27</li> <li>Will remain with basketball until the start of football bowl practice</li> <li>In St. John's contest, played team high 29 minutes, scoring seven points</li> <li>Posted 12 points and collected three rebounds vs. Clemson</li> </ul>
<b>24</b>		<b>MICHAEL CARRERA</b> - Fr. - F - 6-5 - 212 - Anzoátegui, Venezuela <u>MIN</u> <u>PTS</u> <u>RBS</u> <u>BLK</u> <u>FG%</u> <u>3FG%</u> <u>FT%</u> 20.2 10.2 7.8 1.0 46.9 1.000 80.0	<ul style="list-style-type: none"> <li>Did not play vs. Morgan State, Rider or Elon due to a concussion.</li> <li>Second double-double of the season vs. St. John's, 11 points, 11 rebounds</li> <li>With three fouls in the first nine minutes of the first half vs. Clemson, scored just three points vs. the Tigers and pulled down six rebounds</li> </ul>
<b>25</b>		<b>MINDAUGAS KACINAS</b> - Fr. - F - 6-7 - 210 - Klaipeda, Lithuania <u>MIN</u> <u>PTS</u> <u>RBS</u> <u>AST</u> <u>FG%</u> <u>3FG%</u> <u>FT%</u> 27.3 8.4 5.6 1.0 59.0 37.5 66.7	<ul style="list-style-type: none"> <li>Scored 13 points and pulled down 5 rebounds vs. UALR</li> <li>Scored nine points and pulled down six rebounds vs. St. John's</li> <li>Posted third double-figure scoring game of the season with 10 points vs. Clemson</li> </ul>
<b>30</b>		<b>LAKEEM JACKSON</b> - Sr. - G - 6-5 - 235 - Charlotte, N.C. <u>MIN</u> <u>PTS</u> <u>RBS</u> <u>AST</u> <u>FG%</u> <u>3FG%</u> <u>FT%</u> 33.1 9.6 7.8 2.1 62.1 0.0 33.3	<ul style="list-style-type: none"> <li>Posted second double-double of the season with 10 points and a career high 15 rebounds vs. UALR, also five assists and two blocks vs. Trojans</li> <li>Six points and six rebounds vs. St. John's</li> <li>Matched Carrera with team best six rebounds vs. Clemson</li> </ul>
<b>32</b>		<b>DAMIEN LEONARD</b> - So. - G - 6-4 - 190 - Greenville, S.C. <u>MIN</u> <u>PTS</u> <u>RBS</u> <u>AST</u> <u>FG%</u> <u>3FG%</u> <u>FT%</u> 9.1 2.6 0.9 0.3 38.9 30.8 0.0	<ul style="list-style-type: none"> <li>Suffered a broken nose during preseason practice, which required surgery</li> <li>Posted six points on a perfect 3-of-3 shooting vs. Morgan State</li> <li>Scored six points vs. Elon, hitting two 3s</li> <li>Saw action vs. Missouri State and UALR</li> </ul>
<b>33</b>		<b>RJ SLAWSON</b> - Jr. - F - 6-8 - 220 - Charleston, S.C. <u>MIN</u> <u>PTS</u> <u>RBS</u> <u>BLK</u> <u>FG%</u> <u>3FG%</u> <u>FT%</u> 18.6 3.9 4.4 0.6 40.7 0.0 69.2	<ul style="list-style-type: none"> <li>Scored seven points and pulled down a season high eight rebounds vs. Elon</li> <li>Collected four rebounds vs. Missouri State</li> <li>Four points, four rebounds and two steals vs. UALR</li> <li>Scored six points and earned one steal vs. St. John's</li> </ul>
<b>35</b>		<b>BRIAN STEELE</b> - Fr. - F - 6-5 - 196 - Greenville, S.C. <u>MIN</u> <u>PTS</u> <u>RBS</u> <u>AST</u> <u>FG%</u> <u>3FG%</u> <u>FT%</u> - - - - - - -	<ul style="list-style-type: none"> <li>Walk-on forward</li> <li>Named all-state, all-region and all-county during prep career</li> <li>Currently suspended from the team per athletic department policy</li> </ul>
<b>45</b>		<b>CARLTON GEATHERS</b> - R-So. - F - 6-10 - 255 - Georgetown, S.C. <u>MIN</u> <u>PTS</u> <u>RBS</u> <u>AST</u> <u>FG%</u> <u>3FG%</u> <u>FT%</u> 7.8 1.0 1.5 0.6 43.5 0.0 66.7	<ul style="list-style-type: none"> <li>Sophomore forward who suffered a fractured knee cap over the summer and continues to be out indefinitely.</li> </ul>
<b>55</b>		<b>SHANE PHILLIPS</b> - Sr. - G - 5-10 - 170 - Pittsburgh, Pa. <u>MIN</u> <u>PTS</u> <u>RBS</u> <u>AST</u> <u>FG%</u> <u>3FG%</u> <u>FT%</u> 2.0 0.0 0.0 0.3 0.0 0.0 0.0	<ul style="list-style-type: none"> <li>Senior walk-on guard who is expected to see playing time this season</li> <li>Saw action in one contest last season, scoring one point</li> <li>Played one minute vs. Morgan State; also vs. Missouri State and UALR</li> <li>Saw action vs. St. John's</li> </ul>

## INTERVIEW POLICIES

All interview requests must be made in advance to SID Emily Feeney-Molinary in the South Carolina Media Relations Office. Beginning with the start of practice in October, Feeney-Molinary will release a weekly coach and student-athlete availability schedule to media on Monday's.

**Post-Game Interview Policy:** After each home game, the visiting coach will address the media first, followed by South Carolina student-athletes then South Carolina head coach Frank Martin. (Depending on deadline, this may be altered on a game-by-game basis).

**Road Interview Policy:** Interviews with Coach Martin while on the road will be scheduled according to the home post-game media procedure. No student-athlete interviews are allowed until after the game once the team leaves Columbia.

All interviews are to be coordinated through the Media Relations Office. This allows the staff to arrange the interview when it best suits the student-athlete's and the reporter's schedules. Please contact the Media Relations Office in advance to make your interview requests. Media are not permitted to contact student-athletes on their own at any time.

All interviews will take place at the designated media interview site for that day as listed in the weekly availability schedule or in the Media Relations Office.

Dormitory, apartment and cell phone numbers for student-athletes will not be provided to the media. Should you need to conduct a telephone interview with a student-athlete, a call will be placed to you from the student-athlete at a mutually agreeable time.

## SOUTH CAROLINA MEDIA RELATIONS

Emily Feeney-Molinary, primary contact

Assistant Director

cell: 803-727-3284

e-mail: efeeney@mailbox.sc.edu

Website: www.GamecocksOnline.com

Facebook: www.Facebook.com/gamecocksonline

Twitter: @GamecockMBB

## STAT COMPARISON

	SC	J'VILLE
Record	5-3	4-5
Conference Record	-	-
Current Streak	L2	W1
Scoring Avg.	72.2	68.9
Opponent Scoring Avg.	71.1	68.6
Scoring Margin	+1.1	+0.3
Field Goal %	.452	.425
Opponent Field Goal %	.458	.443
3-Point Field Goal %	.331	.280
Opponent 3-Point Field Goal %	.370	.306
3-Point Field Goal Made PG	6.0	5.0
3-Point Field Goal Attempts PG	18.1	17.9
Free Throw %	.739	.695
Opponent Free Throw %	.617	.665
Rebounding Avg.	38.5	35.3
Opponent Rebounding Avg.	27.8	35.0
Rebounding Margin	+10.8	+0.3
Turnovers Avg.	19.3	17.4
Opponent Turnover Avg.	13.9	18.8
Assists Avg.	12.5	12.6
Blocks Avg.	3.9	3.2
Steals Avg.	4.8	9.0

## WEEKLY MEDIA AVAILABILITY (DEC. 2-8)

SUNDAY Dec. 2	MONDAY Dec. 3	TUESDAY Dec. 4	WEDNESDAY Dec. 5	THURSDAY Dec. 6	FRIDAY Dec. 7	SATURDAY Dec. 8
vs. Clemson L, 64-55	No Availability	No Availability	Frank Martin Press Conference 11 a.m., CLA	No Availability	vs. Jacksonville 7 p.m./FSCR CLA	No Availability

\* All practices are closed \* please contact SID Emily Feeney-Molinary for all media requests

### A SOUTH CAROLINA WIN WOULD ...

- Snap a two-game losing streak for the Gamecocks
- Keep the Gamecocks undefeated all-time vs. Jacksonville

■ Page led the Gamecocks with 19.0 points per game in two contests in Puerto Vallarta, including a team high 22 vs. Missouri State. Page paces Carolina with 13.6 points per game entering Sunday's contest vs. Clemson.

■ Junior guard Brian Richardson scored 14 points vs. Missouri State, including four 3s, just one shy of matching his career high. Richardson played a career-high 38 minutes in the contest.

■ Junior guard Eric Smith dished a season-best six assists vs. Missouri State and added five vs. UALR. He leads the Gamecocks with 3.0 assists per game.

■ Carrera, the Nov. 12 SEC Freshman of the Week, did not play vs. Morgan State, Rider or Elon due to a concussion suffered in practice on Wednesday, Nov. 14. He returned to score 18 points vs. Missouri State, including the game-tying 3-pointer at the end of regulation to send the contest into overtime.

■ In two overtime games this season, Carolina has hit an impressive 22-of-24 (91.7%) attempts from the free throw line during OT.

■ The Gamecocks are a stellar 41-of-53 (77.4%) from the free throw line this season with under five minutes remaining in games (including overtime).

■ South Carolina holds an all-time record of 20-8 against current schools in the Atlantic Sun Conference.

### SCOUTING JACKSONVILLE

The Dolphins enter Friday's contest with a 4-5 overall record, including an 89-66 win vs. Florida Christian earlier this week. Jacksonville and South Carolina both played in the Hoops For Hope Classic, with the event ending in Puerto Vallarta. JU psted a 2-2 record in the event, with victories vs. Missouri State and Milwaukee. Freshman guard Jarvis Haywood paces the team with 10.9 points per game and senior forward Glenn Powell leads the team, and ranks fourth in the Atlantic Sun Conference with 7.3 rebounds per contest. Jacksonville is led by head coach Cliff Warren in his eighth season.

### JACKSONVILLE SERIES

Friday's contest marks the fifth in the series with South Carolina and Jacksonville. All four previous games were held in Columbia. The Dolphins won the first meeting between the two schools in 1979, and the Gamecocks have won the last three. Below is the breakdown.

### JACKSONVILLE (3-1)

H: 3-1; A: 0-0; N: 0-0

F. 21, 1979	H	68-79		
N. 30, 1998	H	73-56	W	
D. 29, 2006	H	80-73	W	
N. 27, 2009	H	97-93	W	

### BY THE NUMBERS

**+10.8** - South Carolina ranks second in the SEC (Missouri, 11.8) and 11th nationally with a +10.8 rebound margin. Carolina has out-rebounded each of its eight opponents this season, including a 36-29 advantage vs. Clemson.

**19.3** - South Carolina is hovering near the 20-turnovers per game mark after committing 19 vs. Clemson last Sunday. In the current two-game losing streak, the Gamecocks average 15.5 turnovers per contest.

**37** - Clemson shot 37 free throw attempts in last week's contest, the most by a Carolina opponent this season and the second-most by an opponent of any SEC school this season.

**29.9** - South Carolina's bench averages 29.9 points per contest, and as a unit, has out-scored the opposing bench in each game this season.

### UP NEXT FOR THE GAMECOCKS

South Carolina will have a 12-day break before hosting Appalachian State on Dec. 19 in the first part of a double-header with the Gamecock women's team. Game time is set for 5 p.m. ET, with the game televised on Fox Sports Carolinas.

### 2013 SEC TOURNAMENT

The 2013 SEC Men's Basketball Tournament will be played March 13-17 at Bridgestone Arena in Nashville, Tenn. The men's basketball tournament has expanded to include all 14 teams and will be seeded 1-14. The tournament will begin on Wednesday, March 13 with matchups between the No. 11 and No. 14 seeds and the No. 12 and No. 13 seeds. The winners will advance to meet the sixth and fifth seeds, respectively, on Thursday. Also playing on Thursday will be the No. 8 and No. 9 seeds and the No. 7 and No. 10 seeds. The top four seeds in the tournament will receive byes until Friday's quarterfinal round.

### NON-CONFERENCE SCHEDULE

The 2012-13 non-conference slate features 10 home dates, including one exhibition, to be played at Colonial Life Arena, two trips to New York City and an international visit to Puerto Vallarta, Mexico, to highlight the lineup. In the non-conference portion of its schedule, the Gamecocks will take part in three events, including the Hoops for Hope Classic with games in Columbia and Puerto Vallarta, Mexico, the annual SEC/BIG EAST Challenge, as well as the Brooklyn Hoops Holiday Invitational. The latter two will see the Gamecocks travel to New York City.

### EXCEPTIONAL COACHING STAFF

The South Carolina men's basketball staff has nearly 100 years of coaching experience combined from the high school level, through the junior college ranks and at elite level programs in Division I basketball. Head coach Frank Martin is in his 13th season of coaching in college basketball, associate head coach Brad Underwood in his 27th, assistant coach Matt Figger in his 20th and Lamont Evans in his fifth.



► ASSOCIATED PRESS TOP 25

Dec. 3, 2012

Rk.	Team	Record	Pts.
1	Indiana (45)	8-0	1,605
2	Duke (20)	8-0	1,577
3	Michigan	7-0	1,467
4	Syracuse	5-0	1,384
5	Louisville	6-1	1,332
6	Florida	6-0	1,324
7	Ohio State	5-1	1,254
8	Arizona	5-0	1,190
9	Kansas	6-1	1,079
10	Gonzaga	8-0	1,054
11	Cincinnati	7-0	919
12	Missouri	6-1	866
13	Illinois	8-0	654
14	Minnesota	8-1	584
15	Georgetown	5-1	545
16	Creighton	7-1	469
17	San Diego State	5-1	410
18	New Mexico	8-0	402
19	Michigan State	6-2	347
20	North Carolina	6-2	321
21	UNLV	5-1	285
22	Notre Dame	7-1	278
23	Oklahoma State	5-1	263
24	Wichita State	8-0	245
25	North Carolina State	4-2	234

Others receiving votes: Kentucky 186, Virginia Tech 170, Pittsburgh 164, Oregon 155, Alabama 96, Connecticut 92, Baylor 49, Colorado 44, Boise State 22, Butler 18, Maryland 9, Temple 9, Miami (FL) 7, Wyoming 5, Colorado State 5, Murray State 4, LSU 1, Marquette 1

Dropped from rankings: Kentucky 8, Colorado 19

► ESPN/USA TODAY TOP 25

Dec. 3, 2012

Rk.	Team	Record	Pts.
1	Indiana (25)	8-0	768
2	Duke (6)	8-0	749
3	Michigan	7-0	701
4	Syracuse	5-0	660
5	Florida	6-0	629
6	Louisville	6-1	612
7	Ohio State	5-1	598
8	Arizona	5-0	564
9	Kansas	6-1	534
10	Gonzaga	8-0	522
11	Missouri	6-1	427
12	Cincinnati	7-0	415
13	Creighton	7-1	299
14	Illinois	8-0	283
15	San Diego State	5-1	270
16	North Carolina	6-2	248
17	Michigan State	6-2	222
18	UNLV	5-1	210
19	Kentucky	4-3	196
20	New Mexico	8-0	182
21	Minnesota	8-1	149
22	Oklahoma State	5-1	122
23	Georgetown	5-1	121
24	North Carolina State	4-2	115
25	Notre Dame	7-1	92

Others receiving votes: Pittsburgh 89, Wichita State 47, Colorado 41, Oregon 40, Virginia Tech 38, Connecticut 38, Alabama 27, Baylor 18, Wyoming 9, Kansas State 8, Murray State 7, Butler 6, Miami (FL) 5, Ole Miss 5, Memphis 3, Colorado State 3, Boise State 2, Virginia Commonwealth 1

Dropped from rankings: Colorado 19, UCLA 24



SOUTHEASTERN CONFERENCE STANDINGS

As of Dec. 6, 2012

Team	Conference	Overall
Florida	0-0	7-0
Ole Miss	0-0	5-0
LSU	0-0	5-0
Missouri	0-0	7-1
Texas A&M	0-0	7-1
Alabama	0-0	6-2
Kentucky	0-0	5-3
South Carolina	0-0	5-3
Arkansas	0-0	4-3
Tennessee	0-0	4-3
Mississippi State	0-0	3-5
Vanderbilt	0-0	2-4
Auburn	0-0	2-5
Georgia	0-0	2-6

COACHES TELECONFERENCE

The weekly SEC men's basketball coaches teleconference is scheduled for every Monday Jan. 4 - March 5.

The 12 Southeastern Conference men's head basketball coaches will be featured from 10:00 - 11:17 a.m. (CT).

Media representatives wishing to participate in the teleconference should contact the SEC Media Relations Department for further details. Each coach will appear on the teleconference for seven minutes, according to the following schedule:

ORDER OF APPEARANCE

(All Times Eastern)

- 11:00 a.m.....Kevin Stallings, Vanderbilt
- 11:07 a.m.....Billy Donovan, Florida
- 11:14 a.m.....Frank Martin, South Carolina
- 11:21 a.m.....Mark Fox, Georgia
- 11:28 a.m.....Johnny Jones, LSU
- 11:35 a.m.....John Calipari, Kentucky
- 11:42 a.m.....Cuonzo Martin, Tennessee
- 11:49 a.m.....Mike Anderson, Arkansas
- 11:56 a.m.....Anthony Grant, Alabama
- 12:03 a.m.....Tony Barbee, Auburn
- 12:10 a.m.....Andy Kennedy, Ole Miss
- 12:17 a.m.....Rick Ray, Miss. State
- 12:24 a.m.....Frank Haith, Missouri
- 12:31 a.m.....Billy Kennedy, Texas A&M

In addition, the SEC men's basketball teams who make it to postseason will be on a teleconference on Monday, March 18 beginning at 11:00 a.m. ET.

All SEC basketball teleconferences can be listened to on the internet at [www.secsports.com](http://www.secsports.com) shortly after the conclusion of the teleconference

SOUTH CAROLINA BENCH PRODUCTION

GAME	SC-OPP	DIFF.	SC HIGH BENCH SCORER
Milwaukee	28-16	+12	Williams, 14
Morgan State	18-13	+3	Richardson, 10
Rider	32-9	+23	Kacinas, 18
Elon	16-13	+3	Richardson, 7
vs. Missouri St.	37-13	+24	Carrera, 18
vs. UALR	30-13	+17	Kacinas, 13
at St. John's	37-29	+8	Williams, 10
Clemson	40-20	+21	Williams, 16
Jacksonville			
Appalachian State			
vs. Manhattan			
Presbyterian			
SC State			
at Miss State			
Auburn			
at LSU			
Vanderbilt			
at Missouri			
Arkansas			
at Florida			
Georgia			
at Kentucky			
Tennessee			
LSU			
at Alabama			
Ole Miss			
at Georgia			
Missouri			
at Texas A&M			
Miss State			
at Vanderbilt			
SEC Tournament			
NCAA Tournament			

SPECIALTY STATS

(PP) points in paint; (OT) points off turnovers; (2nd) second chance points; (FB) fast break points

(South Carolina-Opponent)

GAME	PP	OT	2ND	FB
Milwaukee	46-20	17-15	14-10	12-4
Morgan State	34-48	22-20	19-4	6-14
Rider	34-42	24-21	9-4	12-12
Elon	22-24	17-18	15-6	14-6
vs. Missouri St.	20-34	14-26	5-12	3-4
vs. UALR	38-26	22-14	19-9	10-2
at St. John's	34-30	6-10	23-14	2-11
Clemson	26-26	14-23	15-10	8-8
Jacksonville				
Appalachian State				
vs. Manhattan				
Presbyterian				
SC State				
at Miss State				
Auburn				
at LSU				
Vanderbilt				
at Missouri				
Arkansas				
at Florida				
Georgia				
at Kentucky				
Tennessee				
LSU				
at Alabama				
Ole Miss				
at Georgia				
Missouri				
at Texas A&M				
Miss State				
at Vanderbilt				
SEC Tournament				
NCAA Tournament				
SC Total	254	136	119	67
SC Average	31.8	17.0	14.9	8.4
Opp Total	250	147	69	61
Opp Average	31.2	18.4	8.6	7.6

## UNIVERSITY INFORMATION

Location..... Columbia, S.C.  
 Founded ..... 1801  
 Enrollment ..... 30,721  
 Nickname..... Gamecocks  
 Colors ..... Garnet (PMS 202) and Black  
 National Affiliation..... NCAA Division I  
 Conference ..... Southeastern (SEC)  
 Athletics Web Address..... www.GamecocksOnline.com  
 University Web Address ..... www.sc.edu  
 President ..... Dr. Harris Pastides  
 NCAA Representative..... Dr. Zach Kelehear  
 Athletics Director ..... Ray Tanner  
 Basketball Administrator/Chief Operating Officer ..... Kevin O'Connell

## BASKETBALL STAFF/INFORMATION

Head Coach..... Frank Martin  
 Alma Mater ..... Florida International, '93  
 Record At South Carolina/Seasons ..... First Season  
 Overall Record/Seasons..... 122-57 (.681), 6th season  
 Associate Head Coach..... Brad Underwood (Kansas State, '86)  
 Assistant Coach/Recruiting Coordinator..... Matt Figger (Eastern Kentucky, '95)  
 Assistant Coach..... Lamont Evans (Kansas State, '09)  
 Director of Basketball Operations..... Andy Assaley (Cincinnati, '96)  
 Strength & Conditioning Coach ..... Scott Greenawalt (Muskingum College, '98)  
 Athletic Trainer..... Mark Rodger (Buffalo, '01)  
 Video Coordinator..... Dylan Lockwood (Cazenovia, '05)  
 Grad. Student Mgr./Student-Athlete Development... Doug Edwards (Florida State, '07)  
 Graduate Student Manager ..... Darren Kent (Kansas State, '09)  
 Home Arena..... Colonial Life Arena  
 Capacity..... 18,000  
 Arena General Manager ..... Lexi Boone  
 Press Row Phone Number ..... 803-777-6182

## BASKETBALL HISTORY

First Year of Basketball..... 1908  
 All-Time Record..... 1,302-1,152-1 (.530)  
 Overall Postseason Record..... 25-18  
 NCAA Tournament Appearances..... 1971, 1972, 1973, 1974, 1989, 1997,  
 ..... 1998, 2004  
 NCAA Tournament Record ..... 4-9  
 Last NCAA Tournament Appearance..... 2004, L vs. Memphis, 59-43  
 NIT Appearances..... 1969, 1975, 1978, 1983, 1991, 1996,  
 ..... 2001, 2002, 2005, 2006, 2009  
 NIT Record ..... 21-9  
 Last NIT Appearance..... 2009, L vs. Davidson, 70-63  
 Conference Championships ..1970 ACC, 1997 SEC, 2009 SEC East Co-Champs  
 Conference Tournament Titles..... 1934 SoCon, 1971 ACC

## TEAM INFORMATION

2011-12 Record ..... 10-21  
 Southeastern Conference Record/Finish ..... 2-14/12th  
 Postseason..... None  
 Letterwinners Returning/Lost..... 9/3  
 Starters Returning/Lost ..... 2/3\*  
 ..... \*based on final game starters from 2011-12 season  
 Newcomers..... 4  
 Roster Breakdown ..... 3 freshmen, 2 sophomores, 5 juniors, 3 seniors

## MEDIA RELATIONS

Asst. Media Relations Director/Men's Basketball Contact ..... Emily Feeney-Molinary  
 Feeney's email ..... efeeney@mailbox.sc.edu  
 Feeney's office phone ..... 803-777-7743  
 Website..... GamecocksOnline.com



## HEAD COACH FRANK MARTIN

### COACHING CAREER

#### KANSAS STATE (2007-12)

2007-08	21-12	NCAA, 2nd Round
2008-09	22-12	NIT, 2nd Round
2009-10	29-8	NCAA, Elite Eight
2010-11	23-11	NCAA, 3rd Round
2011-12	22-11	NCAA, 3rd Round
<b>5 years</b>	<b>117-54 (.684)</b>	<b>7-5 postseason record</b>



#### SOUTH CAROLINA (2012-PRESENT)

2012-13	5-3	-
<b>1 year</b>	<b>5-3</b>	
<b>Career Total</b>	<b>122-57 (.681)</b>	

### COACHING

#### EXPERIENCE

28th season

#### COLLEGE EXPERIENCE

13th season

#### COLLEGE HEAD COACH EXPERIENCE

6th season

#### HIRE DATE AT CAROLINA

March 27, 2012

### PERSONAL

#### HOMETOWN

Miami, Fla.

#### ALMA MATER

Florida International, 1993 (B.A. Physical Education)

#### FAMILY

Wife, Anya

Children, Brandon, Amalia and Christian

### COACHING RESUME

#### HIGH SCHOOL

Miami Senior High, 1985-93

Varsity Boys' Assistant Coach

Junior Varsity Boys' Head Coach

North Miami High, Head Coach, 1993-95

Miami Senior High, Head Coach, 1995-98

B.T. Washington High, Head Coach, 1999-2000

#### COLLEGE ASSISTANT COACH

Northeastern, 2000-04

Cincinnati, 2004-06

Kansas State, 2006-07

#### COLLEGE HEAD COACH

Kansas State, 2007-12

South Carolina, 2012-present

### CHATKEVICIUS MISSED FIRST SIX GAMES

South Carolina head men's basketball coach Frank Martin announced on Nov. 11 that freshman forward Laimonas Chatkevicius would miss the first six games of the 2012-13 season. The NCAA determined that Chatkevicius received impermissible benefits from his host family prior to enrolling at the University of South Carolina, and as a result he will be withheld from the first six games. He was able to return to game action vs. St. John's.

**MARTIN CONFIRMS SIGNING OF RINGER, MCKIE AND THORNWELL**

***Martin on Desmond Ringer (F/C – 6-9 – 260 – McDonough, Ga. – Eagle’s Landing)***

“Desmond Ringer gives us size, strength, athleticism and skill on the front line. He comes from a very successful high school program, and we’re excited to have him be part of our family. He is a guy that understands how to play, and he has great size and real good hands. Desmond is someone that we feel will become a big-time presence on the front line for many years to come.”

***Martin on Justin McKie (G – 6-4 – 180 – Columbia, S.C. - Irmo)***

“With his name alone, it should give people an understanding of the kind of bloodlines that he has. Justin loves to win, and he is coached by Tim Whipple, one of the great coaches in the country, not just in high school basketball or in this state. In my seven months here, Justin has improved as much as any player that I have watched. We really like his toughness, his ability to play defense in a system that is similar to ours and his length and size on the perimeter. He is someone that, as we move forward, we think he is definitely a great part of building a championship program.”

***Martin on Sindarius Thornwell (G – 6-5 – 180 – Lancaster, S.C. – Oak Hill Academy)***

“Sindarius Thornwell is an extremely talented guard, and he is a winner. In today’s day and age, you have players that are highly ranked across the country that have a sense of entitlement, and he does not. He remains very humble and very loyal to his state. With his choice to play at South Carolina, it shows the kind of love that he, along with the other guys, have for this University. For he and Justin, representing their state was something very important to them. Sindarius has a chance to be a special player in our program. He is another big guard, who can play the point guard position, as well as the two and three. He is the consummate winner; he defends, he rebounds and he is a great decision maker with the basketball.”

*\* a complete release with signee information will be available next week*

## ROSTER BREAKDOWN

### RETURNING STARTERS (2)

Bruce Ellington  
Damien Leonard  
*\*based on final game of 2011-12 season*

### RETURNING LETTERWINNERS (9)

Bruce Ellington  
Carlton Geathers  
Lakeem Jackson  
Damien Leonard  
Shane Phillips  
Brian Richardson  
RJ Slawson  
Eric Smith  
Brenton Williams

### GUARDS (8)

Austin Constable  
Bruce Ellington  
Damien Leonard  
LaShay Page  
Shane Phillips  
Brian Richardson  
Eric Smith  
Brenton Williams

### FORWARDS (7)

Michael Carrera  
Laimonas Chatkevicius  
Carlton Geathers  
Lakeem Jackson  
Mindaugas Kacinas  
RJ Slawson  
Brian Steele

### BY HEIGHT

Laimonas Chatkevicius - 6'11"  
Carlton Geathers - 6'10"  
RJ Slawson - 6'8"  
Mindaugas Kacinas - 6'7"  
Lakeem Jackson - 6'5"  
Michael Carrera - 6'5"  
Brian Steele - 6'5"  
Brian Richardson - 6'4"  
Damien Leonard - 6'4"  
LaShay Page - 6'2"  
Austin Constable - 6'0"  
Brenton Williams - 5'11"  
Eric Smith - 5'11"  
Shane Phillips - 5'10"  
Bruce Ellington - 5'9"

### PRONUNCIATION

Lie-MOAN-us Shh-CAVE-VEE-us  
Min-DAWG-us Kah-SEEN-us

## 2012-13 SOUTH CAROLINA ROSTER

### ALPHABETICAL

No.	Name	Pos.	Ht.	Wt.	Cl.	Exp.	Hometown/High/Last School
24	Michael Carrera	F	6-5	212	FR	HS	Anzoátegui, Venezuela/Montrose Christian School
14	Laimonas Chatkevicius	F	6-11	255	FR	HS	Klaipeda, Lithuania/South Kent School
12	Austin Constable*	F	6-0	175	FR	HS	West Chester, Pa./Henderson
23	Bruce Ellington	G	5-9	197	JR	2VL	Moncks Corner, S.C./Berkeley
45	Carlton Geathers	F	6-10	255	RS SO	1VL	Georgetown, S.C./Carvers Bay
30	Lakeem Jackson	F	6-5	235	SR	3VL	Charlotte, N.C./Christ School
25	Mindaugas Kacinas	F	6-7	210	FR	HS	Klaipeda, Lithuania/Word of Life Fire Traditional School
32	Damien Leonard	G	6-4	190	SO	1VL	Greenville, S.C./J.L. Mann
0	LaShay Page	G	6-2	195	SR	2VL	Dillon, S.C./Dillon/Southern Mississippi
55	Shane Phillips*	G	5-10	170	SR	1L	Pittsburgh, Pa./Wheeling (W.Va.) Central
2	Brian Richardson	G	6-4	175	JR	2VL	Wilson, N.C./Greenfield School
33	RJ Slawson	F	6-8	220	JR	2VL	Charleston, S.C./Fort Dorchester
5	Eric Smith	G	5-11	205	JR	2VL	Mullins, S.C./Christ School
35	Brian Steele*	F	6-5	196	FR	HS	Greenville, S.C./Wade Hampton School
1	Brenton Williams	G	5-11	175	JR	1VL	Kissimmee, Fla./Osceola High School/Santa Fe College

### NUMERICAL

No.	Name	Pos.	Ht.	Wt.	Cl.	Exp.	Hometown/High/Last School
0	LaShay Page	G	6-2	195	SR	2VL	Dillon, S.C./Dillon/Southern Mississippi
1	Brenton Williams	G	5-11	175	JR	1VL	Kissimmee, Fla./Osceola High School/Santa Fe College
2	Brian Richardson	G	6-4	175	JR	2VL	Wilson, N.C./Greenfield School
5	Eric Smith	G	5-11	205	JR	2VL	Mullins, S.C./Christ School
12	Austin Constable*	F	6-0	175	FR	HS	West Chester, Pa./Henderson
14	Laimonas Chatkevicius	F	6-11	255	FR	HS	Klaipeda, Lithuania/South Kent School
23	Bruce Ellington	G	5-9	197	JR	2VL	Moncks Corner, S.C./Berkeley
24	Michael Carrera	F	6-5	212	FR	HS	Anzoátegui, Venezuela/Montrose Christian School
25	Mindaugas Kacinas	F	6-7	210	FR	HS	Klaipeda, Lithuania/Word of Life Fire Traditional School
30	Lakeem Jackson	F	6-5	235	SR	3VL	Charlotte, N.C./Christ School
32	Damien Leonard	G	6-4	190	SO	1VL	Greenville, S.C./J.L. Mann
33	RJ Slawson	F	6-8	220	JR	2VL	Charleston, S.C./Fort Dorchester
35	Brian Steele*	F	6-5	196	FR	HS	Greenville, S.C./Wade Hampton School
45	Carlton Geathers	F	6-10	255	RS SO	1VL	Georgetown, S.C./Carvers Bay
55	Shane Phillips*	G	5-10	170	SR	1L	Pittsburgh, Pa./Wheeling (W.Va.) Central

**Head Coach:** Frank Martin (Florida International, '93)

**Associate Head Coach:** Brad Underwood (Kansas State, '86)

**Assistant Coach/Recruiting Coordinator:** Matt Figger (Eastern Kentucky, '95)

**Assistant Coach:** Lamont Evans (Kansas State, '09)

**Director of Basketball Operations:** Andy Assaley (Cincinnati, '96)

**Strength & Conditioning Coach:** Scott Greenawalt (Muskingum College, '98)

**Athletic Trainer:** Mark Rodger (Buffalo, '01)

**Video Coordinator:** Dylan Lockwood (Cazenovia, '05)


**Graduate Student Manager/Student-Athlete Development:** Doug Edwards (Florida State, '07)

**Graduate Student Manager:** Darren Kent (Kansas State, '09)

*\* indicates walk-on*



## RADIO/TV SPOT CHART



**#0**

**LASHAY PAGE**  
Sr. - G - 6-2 - 195  
Dillon, S.C.  
Southern Miss.



**#1**

**BRENTON WILLIAMS**  
Jr. - G - 5-11 - 175  
Kissimmee, Fla.  
Santa Fe College




**#2**

**BRIAN RICHARDSON**  
Jr. - G - 6-4 - 175  
Wilson, N.C.  
Greenfield School



**#5**

**ERIC SMITH**  
Jr. - G - 5-11 - 205  
Mullins, S.C.  
Christ School



**#12**

**AUSTIN CONSTABLE**  
Fr. - G - 6-0 - 175  
West Chester, Pa.  
Henderson



**#14**

**LAIMONAS CHATKEVICIUS**  
Fr. - F - 6-11 - 255  
Klaipeda, Lithuania  
South Kent (Conn.)  
School




**#23**

**BRUCE ELLINGTON**  
Jr. - G - 5-9 - 197  
Moncks Corner, S.C.  
Berkeley



**#24**

**MICHAEL CARRERA**  
Fr. - F - 6-5 - 212  
Anzoátegui, Venezuela  
Montrose Christian



**#25**

**MINDAUGAS KACINAS**  
Fr. - F - 6-7 - 210  
Klaipeda, Lithuania  
Word of Life Fire  
Traditional School



**#30**

**LAKEEM JACKSON**  
Sr. - F - 6-5 - 235  
Charlotte, N.C.  
Christ School



**#32**

**DAMIEN LEONARD**  
So. - G - 6-4 - 190  
Greenville, S.C.  
J.L. Mann




**#33**

**RJ SLAWSON**  
Jr. - F - 6-8 - 220  
Charleston, S.C.  
Fort Dorchester



**#35**

**BRIAN STEELE**  
Fr. - F - 6-5 - 196  
Greenville, S.C.  
Wade Hampton School



**#45**

**CARLTON GEATHERS**  
R-So. - F - 6-10 - 255  
Georgetown, S.C.  
Carvers Bay



**#55**

**SHANE PHILLIPS**  
Sr. - G - 5-10 - 170  
Pittsburgh, Pa.  
Wheeling Central (W.Va.)



**FRANK MARTIN**  
Head Coach



**BRAD UNDERWOOD**  
Associate Head Coach



**MATT FIGGER**  
Assistant Coach/  
Recruiting Coordinator



**LAMONT EVANS**  
Assistant Coach



**ANDY ASSALEY**  
Director of Basketball  
Operations



**SCOTT GREENAWALT**  
Strength & Conditioning  
Coach



**MARK RODGER**  
Athletic Trainer



**DOUG EDWARDS**  
Grad. Student Manager/  
Student-Athlete  
Development



**DARREN KENT**  
Grad. Student Manager



**DYLAN LOCKWOOD**  
Video Coordinator



**EMILY FEENEY-MOLINARY**  
Media Relations



## GAMECOCKS RECORD WHEN ...

At home	3-2
On the road	0-1
At neutral sites	2-0
In overtime	2-0
vs. Top 25 team	0-0
vs. Top 10 team	0-0
vs. Top 3 team	0-0
Leading at half	3-0
Trailing at half	2-3
Tied at half	0-0
Shooting 50% or better	4-0
Shooting between 39-49%	1-1
Shooting less than 39%	0-2
Opp. shooting 50% or better	2-1
Opp. shooting between 39-49%	2-2
Opp. shooting less than 39%	1-0
Shooting better than opp.	4-0
Shooting worse then/equal to opp.	1-3
Starters out-score opp. starters	1-0
Opp. starters score/equal more	4-3
Bench out-scores opp. bench	5-3
Opp. bench scores>equals more	0-0
Having more FTs than opp.	2-1
Having equal/less FTs than opp.	3-2
Have more TOs than opp.	4-3
Having equal/less TOs than opp.	1-0
Having more rebounds than opp.	5-3
Having equal/less rebounds than opp.	0-0
Making 6 or more 3FGs	4-1
Having 15 or more assists	1-0
Having less than 15 assists	4-3
Score more points in paint than opp.	2-1
Scoring equal/less points in paint than opp.	3-2
Scoring more points off TOs than opp.	4-0
Scoring equal/less points off TOs than opp.	1-3
Scoring more 2nd-chance points than opp.	4-3
Scoring equal/less 2nd-chance points than opp.	1-0
Scoring more fast break points than opp.	2-1
Scoring equal/less fast break points than opp.	3-2
Wearing White uniforms	2-2
Wearing Garnet uniforms	0-0
Wearing Black uniforms	1-0
Wearing Gray Uniforms	2-1
Playing on live TV	3-2
Playing in November	5-2
Playing in December	0-1
Playing in January	0-0
Playing in February	0-0
Playing in March	0-0
Playing a day-game	1-1
Playing a night-game	4-2
Playing on Sunday	2-1
Playing on a Monday	1-0
Playing on a Tuesday	0-0
Playing on a Wednesday	0-1
Playing on a Thursday	0-1
Playing on a Friday	1-0
Playing on a Saturday	1-0
Scoring margin is 5 points or less	0-0
Margin is between 6-10	2-1
Margin is between 11-20	3-1
Margin is more than 20	0-1
Scoring 59 points or less	0-2
Scoring 60-69 points	0-1
Scoring 70-79 points	2-0
Scoring 80-89 points	3-0
Scoring 90-99 points	0-0
Scoring 100+ points	0-0

## MISCELLANEOUS

Current streak	L2
Home court streak	L2
Away streak	L1
Neutral court streak	W2

## 2012-13 SUPERLATIVES

(tied for team lead also included)

Scoring Leaders	'12-13	Career
LaShay Page	3	3*
Brenton Williams	3	4
Lakeem Jackson	1	3
Michael Carrera	1	1

Rebounding Leaders	'12-13	Career
Michael Carrera	3	3
Lakeem Jackson	5	21
LaShay Page	1	1*

Assists Leaders	'12-13	Career
Eric Smith	5	11
Lakeem Jackson	2	25
Brian Richardson	3	4

Blocks Leaders	'12-13	Career
Michael Carrera	2	2
RJ Slawson	2	7
Damien Leonard	1	1
Brenton Williams	1	1
Brian Richardson	1	1
Lakeem Jackson	3	6
Mindaugas Kacinas	3	3
LaShay Page	1	1*

Steals Leaders	'12-13	Career
Lakeem Jackson	3	20
Eric Smith	3	4
Brenton Williams	2	5
Brian Richardson	2	9
Mindaugas Kacinas	1	1
LaShay Page	1	1*
Michael Carrera	1	1
Damien Leonard	1	4
RJ Slawson	1	6
Bruce Ellington	1	15

Double-Figure Scoring	'12-13	Career
Michael Carrera	3	3
Lakeem Jackson	4	22
LaShay Page	5	5*
Brenton Williams	6	12
RJ Slawson	1	4
Eric Smith	2	4
Brian Richardson	2	12
Mindaugas Kacinas	3	3
Bruce Ellington	1	29

20+ points	'12-13	Career
LaShay Page	2	2*
Brenton Williams	1	1

30+ points	'12-13	Career
-	-	-

Double-Figure Rebounding	'12-13	Career
Michael Carrera	2	2
Mindaugas Kacinas	1	1
Lakeem Jackson	2	8

5+ assists	'12-13	Career
Eric Smith	2	3
Lakeem Jackson	1	7

3+ steals	'12-13	Career
Eric Smith	1	1

2+ blocks	'12-13	Career
Michael Carrera	1	1
Lakeem Jackson	2	6
Mindaugas Kacinas	2	2

Double-Doubles	'12-13	Career
Michael Carrera	2	2
Lakeem Jackson	2	3

Clutch Free Throws (under 5 min/OT)	'12-13	Career
Brenton Williams	9-10	.900
Michael Carrera	3-4	.750
Eric Smith	8-10	.800
Lakeem Jackson	0-3	.000
RJ Slawson	1-3	.500
LaShay Page	9-10	.900
Bruce Ellington	4-5	.800
Laimonas Chatkevicius	1-2	.500
Brian Richardson	2-2	1.000
Mindaugas Kacinas	8-10	.800
Totals	45-59	.763

\* indicates at South Carolina

## Miscellaneous

Largest Halftime Lead	
SC	17, vs. UALR, Nov. 25, 2012
Opp	15, Milwaukee, Nov. 11, 2012
Smallest Halftime Lead	
SC	4, vs. Morgan State, Nov. 16, 2012
Opp	1, Clemson, Dec. 2, 2012
Fewest Points In First Half	
SC	23, twice, last vs. Elon, Nov. 21, 2012
Opp	22, UALR, Nov. 25, 2012
Most Points In First Half	
SC	45, vs. Morgan State, Nov. 16, 2012
Opp	41, Morgan State, Nov. 16, 2012
Most Points In Second Half	
SC	44, vs. Rider, Nov. 19, 2012
Opp	51, St. John's, Nov. 29, 2012
Fewest Points In Second Half	
SC	30, vs. Elon, Nov. 21, 2012
Opp	25, Missouri State, Nov. 24, 2012
Most Points in Overtime	
SC	16, twice, last vs. Mizz. State, Nov. 24, 2012
Opp	9, twice, last Missouri State, Nov. 24, 2012
Largest Margin of Victory	
SC	16, vs. Morgan State, Nov. 16, 2012
Opp	24, St. John's, Nov. 29, 2012
Smallest Margin of Victory	
SC	7, vs. Milwaukee, Nov. 11, 2012
Opp	9, Clemson, Dec. 2, 2012

## 2012-13 GAME BY GAME COMPARISON

	Date	Result	FG-A	Pct	3FG-A	Pct	FT-A	Pct	O-D-Total	PF	Pts	A	TO	Blk	Stl	Min	Half
Milwaukee & South Carolina	Nov. 11	W, 82-75 (OT)	26-67	.388	14-33	.424	9-19	.474	15-18-33	24	75	17	15	3	7	225	38
Morgan State & South Carolina	Nov. 16	W, 87-71	28-53	.528	2-13	.154	13-20	.650	6-16-22	20	71	13	20	4	11	200	41
Rider & South Carolina	Nov. 19	W, 88-76	30-57	.526	6-16	.375	21-26	.808	13-22-35	20	87	10	20	2	5	200	45
Elon & South Carolina	Nov. 21	L, 65-53	27-53	.509	6-14	.429	16-21	.762	8-15-23	13	76	13	17	2	9	200	37
Missouri State ^ & South Carolina	Nov. 24	W, 74-67 (OT)	32-60	.533	13-27	.481	11-14	.786	11-22-33	20	88	22	18	2	5	200	44
UALR ^ & South Carolina	Nov. 25	W, 74-62	26-57	.456	8-15	.533	5-11	.455	9-21-30	19	65	13	14	6	12	200	31
St. John's % & South Carolina	Nov. 29	L, 89-65	18-56	.321	6-19	.316	11-17	.647	18-25-43	16	53	10	22	5	7	200	23
South Carolina	Nov. 24	W, 74-67 (OT)	23-59	.390	5-19	.263	16-28	.571	12-17-29	24	67	7	13	0	10	225	33
South Carolina	Nov. 24	W, 74-67 (OT)	22-39	.564	8-18	.444	22-28	.786	4-29-33	24	74	13	25	5	2	225	28
South Carolina	Nov. 25	W, 74-62	23-57	.404	5-16	.313	11-23	.478	15-10-25	18	62	14	12	3	11	200	22
South Carolina	Nov. 25	W, 74-62	28-50	.560	6-16	.375	12-17	.706	15-25-40	20	74	14	21	5	9	200	39
South Carolina	Nov. 29	L, 89-65	33-58	.569	7-14	.500	16-24	.667	11-20-31	18	89	19	7	9	8	200	38
South Carolina	Nov. 29	L, 89-65	24-65	.369	5-23	.217	12-21	.571	24-19-43	17	65	10	12	1	2	200	26
South Carolina	Dec. 2	L, 64-55	17-39	.436	3-11	.273	27-37	.730	722-29	25	64	8	13	8	10	200	28
South Carolina	Dec. 2	L, 64-55	18-52	.346	4-15	.267	15-22	.682	17-19-36	28	55	10	19	4	3	200	27

\* indicates SEC contest | &-Hoops For Hope Classic (Columbia, S.C.) | ^-Hoops For Hope Classic (Puerto Vallarta, Mexico) | %-SEC/BIG EAST Challenge | #-Brooklyn Hoops Holiday Invitational (Brooklyn, N.Y.)

**2012-13 RESULTS: OVERALL, 5-3; HOME, 3-2; AWAY, 0-1; NEUTRAL, 2-0; SEC, 0-0**

DATE	OPPONENT	W/L	SCORE	RECORD (SEC)	POINTS	REBOUNDS	ASSISTS	BLOCKS	STEALS	ATTENDANCE
Nov. 11	Milwaukee &	W	82-75 (OT)	1-0	Page (19)	Carrera (15)	Smith (4)	Carrera (3)	5 with 1	7335 (paid)
Nov. 16	Morgan State	W	87-71	2-0	Page (20)	Jackson (8)	Jackson (4)	Slawson/Lenard (1)	Page (2)	8019 (paid)
Nov. 19	Rider &	W	88-76	3-0	Williams (22)	Jackson (7)	Richardson (6)	Williams/Richardson (1)	Jackson (2)	7157 (paid)
Nov. 21	Elon	L	65-53	3-1	Jackson (14)	Jackson (10)	Richardson (4)	Jackson (2)	Jackson (2)	6754 (paid)
Nov. 24	Missouri State ^	W	74-64 (OT)	4-1	Page (22)	Page (6)	Smith (6)	Kacinas (2)	Carrera/Leonard (1)	303
Nov. 25	UALR ^	W	74-62	5-1	Williams (17)	Jackson (15)	Smith/Jackson (5)	Jackson/Kacinas (2)	Smith (3)	276
Nov. 29	St. John's %	L	89-65	5-2	Carrera (11)	Carrera (11)	Smith/Richardson (2)	Page (1)	Slawson/Williams (1)	4,902
Dec. 2	Clemson	L	64-55	5-3	Williams (16)	Jackson/Carrera (6)	Smith (3)	4 with 1	3 with 1	10,684 (paid)

\* indicates SEC contest | &-Hoops For Hope Classic (Columbia, S.C.) | ^-Hoops For Hope Classic (Puerto Vallarta, Mexico) | %-SEC/BIG EAST Challenge | #-Brooklyn Hoops Holiday Invitational (Brooklyn, N.Y.)

**2012-13 STARTING LINEUP WIN-LOSS**

<b>Guard</b> Page	<b>Guard</b> Smith	<b>Forward</b> Slawson	<b>Forward</b> Jackson	<b>Forward</b> Carrera	<b>2012-13</b> 2-2	<b>Games</b> 4
<b>Guard</b> Page	<b>Guard</b> Smith	<b>Guard</b> Williams	<b>Forward</b> Jackson	<b>Forward</b> Slawson	<b>2012-13</b> 2-1	<b>Games</b> 3
<b>Guard</b> Page	<b>Guard</b> Smith	<b>Forward</b> Kacinas	<b>Forward</b> Jackson	<b>Forward</b> Slawson	<b>2012-13</b> 1-0	<b>Games</b> 1

**GAME 1 - SOUTH CAROLINA 82, MILWAUKEE 75 (OT)**  
**NOV. 11, 2012/COLONIAL LIFE ARENA**

**COLUMBIA, S.C.** -- Brenton Williams scored 12 of his 14 points in overtime as South Carolina (1-0) overcame a 17-point deficit in the second half to defeat Wisconsin-Milwaukee 82-75 Sunday in Frank Martin's debut as Gamecocks coach.

They trailed 40-23 early in the second half. But Carolina ended the period on a 26-12 run and tied things on two foul shots by freshman Mindaugas Kacinas to force the extra period.

Freshman forward Michael Carrera was stellar in the contest, posting a double-double with 17 points and 15 rebounds. It marked the first double-double by a Gamecock freshman since the 2008 campaign. Kacinas also pulled down double-digit rebounds with 13, while adding eight points.

Senior transfer LaShay Page paced Carolina with 19 points, including 17 in the second half. Williams posted 14 points, including a perfect 8-of-8 performance from the free throw line in overtime.

Jordan Aaron had 28 points to lead the Panthers (1-1).

The teams traded baskets early in the first half before Kacinas assisted Williams on a layup underneath to give Carolina a 14-11 upperhand at the 12:38 mark.

The Panthers responded with an 8-0 run through the under-eight minute media timeout, before a lay-up from Carrera at the 6:21 mark halted the scoring drought for Carolina.

The difference in the first half was eight made 3's from the Panthers, while the Gamecocks were 0-of-8 from beyond the arc. Carrera ended the half with a near double-double, scoring nine points and pulling down nine rebounds, but UWM held a 38-23 upperhand at the break.

Carolina started the second half on a 9-2 run, propelled by a lay-up and two jumpers from Page, which forced an early timeout from Milwaukee.

After the break, stellar play from the Gamecocks brought the score within four at 40-36. Carrera hit a pair of free throws before Kacinas blocked a shot at the opposite end and assisted on Page's fifth made basket of the second half at the 14:32 mark.

Milwaukee extended its lead to 50-36 with 11:53 remaining, but the Gamecocks continued to battle.

The Gamecocks had cut Wisconsin-Milwaukee's lead to 63-58 with 4:32 to go when Theinro Niang hit the team's 13th 3-pointer to give them an eight-point cushion with under 4 minutes to go.

Kacinas began the final charge in regulation with an inside bucket, Carrera had a putback, and Eric Smith drove in for a layup to make it 66-64 with 1:18 to go.

After Niang missed a 3-point try, Kacinas found himself with the ball outside the 3-point line and time running down. He got fouled by Kyle Kelm on the long-range attempt and made 2-of-3 free throws to tie the game.

Carrera got things going in overtime with two foul shots as South Carolina moved in front for the first time since early in the opening half. Kacinas followed with two more foul shots before Williams took over.

Williams scored 12 of Carolina's 16 points in overtime.

*\*\*The Associated Press contributed to this report*

**GAME 1**

**Official Basketball Box Score -- Game Totals -- Final Statistics**  
**UW-Milwaukee vs South Carolina**  
**11/11/12 3 p.m. at Columbia, S.C. (Colonial Life Arena)**



**UW-Milwaukee 75 • 1-1**

##	Player	Total			3-Ptr			Rebounds			PF	TP	A	T	Bk	Stl	Min
		FG	FGA	FT	FTA	FT	FTA	Off	Def	Tot							
15	HARRIS, Demetrius	f	3-7	0-0	0-4	2	0	2	3	6	0	1	0	2	18		
42	HAARMSMA, James	f	5-9	2-2	2-2	5	5	10	4	14	0	4	0	0	24		
45	WOLF, Christian	f	0-1	0-0	2-2	0	1	1	3	2	1	1	0	0	10		
01	AARON, Jordan	g	9-24	7-14	3-4	2	2	4	5	28	6	3	0	3	44		
10	NIANG, Thierno	g	3-11	2-7	1-4	1	1	2	2	9	2	2	0	2	43		
03	KELM, Kyle	g	2-3	1-2	0-0	1	1	2	3	5	3	1	2	0	34		
22	RICHARD, Evan	g	0-1	0-0	0-0	0	0	0	1	0	0	1	0	0	3		
23	PANOSKE, J.J.	g	0-1	0-1	0-0	0	0	0	0	0	0	1	0	0	1		
34	ARIANS, Austin	g	3-7	2-6	0-0	0	1	1	1	8	1	0	0	0	15		
44	HAGGERTY, Ryan	g	1-3	0-1	1-3	1	3	4	2	3	4	1	1	0	33		
Team						3			4								
Totals			26-67	14-33	9-19	15	18	33	24	75	17	15	3	7	225		

FG % 1st Half:	13-29	44.8%	2nd Half:	11-28	39.3%	OT:	2-10	20.0%	Game:	26-67	38.8%	Deadball Rebounds:	
3FG % 1st Half:	8-14	57.1%	2nd Half:	5-13	38.5%	OT:	1-6	16.7%	Game:	14-33	42.4%	Rebounds:	
FT % 1st Half:	4-10	40.0%	2nd Half:	1-5	20.0%	OT:	4-4	100.0%	Game:	9-19	47.4%	4.1	

**South Carolina 82 • 1-0**

##	Player	Total			3-Ptr			Rebounds			PF	TP	A	T	Bk	Stl	Min
		FG	FGA	FT	FTA	FT	FTA	Off	Def	Tot							
24	CARRERA, Michael	f	6-12	0-0	5-5	7	8	15	4	17	0	2	3	0	29		
30	JACKSON, Lakeem	f	6-10	0-0	0-1	1	5	6	1	12	0	2	1	1	40-		
33	SLAWSON, RJ	f	0-1	0-0	0	2	2	1	0	0	0	0	0	0	14		
00	PAGE, LaShay	g	7-18	0-6	5-7	0	1	1	0	19	2	1	0	0	35		
05	SMITH, Eric	g	2-9	0-1	2-2	0	1	1	6	4	4	1	1	1	38		
01	WILLIAMS, Brenton	g	3-6	0-2	8-8	0	1	1	3	14	0	4	0	1	13		
02	RICHARDSON, Brian	g	3-3	0-0	0-0	0	0	0	3	6	2	3	1	1	20		
25	KACINAS, Mindaugas	g	1-3	0-1	6-6	6	7	13	2	8	3	1	1	1	31		
32	LEONARD, Damien	g	0-1	0-1	0-0	1	0	1	0	0	0	0	0	0	5		
Team						2			3								
Totals			28-63	0-11	26-31	17	28	45	16	82	11	17	7	5	225		

FG % 1st Half:	9-34	26.5%	2nd Half:	17-24	70.8%	OT:	2-5	40.0%	Game:	28-63	44.4%	Deadball Rebounds:	
3FG % 1st Half:	0-8	0.0%	2nd Half:	0-0	0.0%	OT:	0-0	0.0%	Game:	0-11	0.0%	Rebounds:	
FT % 1st Half:	5-6	83.3%	2nd Half:	9-13	69.2%	OT:	12-12	100.0%	Game:	26-31	83.9%	4.4	

Officials: Mike Nance, Mike Stephens, Nathan Quick  
 Technical fouls: UW-Milwaukee-None, South Carolina-None.  
 Attendance: 735  
 Hoops For Hope Classic, Round 1

Score by periods	1st	2nd	OT	Total
UW-Milwaukee	38	28	9	75
South Carolina	23	43	16	82

In	Off	2nd	Fast	Bench
UW-Milwaukee	20	15	10	4
South Carolina	46	17	14	12

Last FG - UWM 01:41, SC 01:55.  
 Largest lead - UWM by 17 2nd:19:16, SC by 7 0T:00:01.

Score tied - 3 times.  
 Lead changed - 8 times.

**GAME 2 - SOUTH CAROLINA 87, MORGAN STATE 71**  
**NOV. 16, 2012/COLONIAL LIFE ARENA**

**COLUMBIA, S.C.** - South Carolina (2-0) defeated Morgan State (1-3) 87-71 on Friday night in non-conference action at Colonial Life Arena. Five Gamecocks scored double figures in the match, led by senior guard LaShay Page who scored a game-high 20 points and pulled down five rebounds.

South Carolina junior guards Eric Smith, Brenton Williams and Brian Richardson added 17, 14 and 10 points, respectively, for the Gamecocks. Junior forward R.J. Slawson put up 10 points and brought down seven rebounds and senior forward Lakeem Jackson notched eight points and eight rebounds. Every South Carolina player that registered significant minutes tallied at least two boards in the effort as the Gamecocks out-rebounded the Bears 35-22. South Carolina was without freshman forward Michael Carrera, the reigning SEC Freshman of the Week, due to a concussion.

Two junior guards led the Morgan State effort, Justin Black, who scored 20 points and Anthony Hubbard with 15. Senior forward DeWayne Jackson added 11 on the night. The Bear's leading rebounder was junior center Ian Chiles who came down with five.

Morgan State jumped out to an early lead by capitalizing on chances in transition. The Bears built up a seven-point advantage early in the first half, but could not pull away.

After chipping away at the Morgan State lead, South Carolina tied the game at 22-22. Page ignited a run by jumping on a loose ball and calling timeout to give South Carolina possession. Williams drained a 3-pointer coming out of the timeout to spur a 16-5 Gamecock run. Page added another three and a pair of free throws in the spurt to give the home team an 11-point lead.

The Bears responded with a 10-2 run of their own to pull within three, but could not get any closer. The teams went into the locker room with South Carolina holding a 45-41 advantage.

Coming out of the break, Morgan State pulled within one at 45-44 on a three-point play by Hubbard, but the Gamecocks responded with six unanswered points that included back-to-back buckets by Slawson to firmly take the lead. South Carolina built a 12-point lead midway through the second half and went 9-9 from the free throw line down the stretch to maintain their lead and cruise to a 87-71 win.

**GAME 2**

**Official Basketball Box Score -- Game Totals -- Final Statistics**  
**Morgan State vs South Carolina**  
**11/16/12 7 p.m. at Columbia, S.C. (Colonial Life Arena)**

**Morgan State 71 • 1-3**

##	Player	Total			3-Ptr			Rebounds			PF	TP	A	T	Bk	Stl	Min
		FG	FGA	FT	FTA	FT	FTA	Off	Def	Tot							
22	JACKSON, DeWayne	f	5-10	1-4	0-0	1	1	2	3	11	6	8	1	5	37		
05	CHILES, Ian	c	2-3	0-0	1-4	0	5	1	5	0	0	1	0	1	14		
50	BLACK, Justin	g	9-13	0-2	2-4	1	0	1	3	20	1	1	0	0	33		
11	HUBBARD, Anthony	g	4-8	0-1	7-7	1	0	1	5	15	3	3	0	0	32		
22	BOZEMAN, Blake	g	2-8	1-5	2-2	0	1	1	4	7	1	4	0	2	30		
01	PRETLOW, Donte	g	2-5	0-1	0-0	0	1	1	3	4	1	1	0	3	14		
21	BAILEY, Tauron	g	2-2	0-0	0-1	0	1	1	0	4	0	0	0	0	10		
23	SIMPSON, Jason	g	0-0	0-0	0-0	0	0	0	0	0	0	0	0	0	1		
34	BLOSSOM, Chadric	g	2-2	0-0	0-0	1	2	3	0	0	0	0	0	0	8		
44	DUNCAN, Shaquille	g	0-2	0-0	1-2	1	2	3	1	5	1	2	2	1	21		
Team						1			4								
Totals			28-53	2-13	13-20	6	16	22	20	71	13	20	4	11	200		

FG % 1st Half:	17-29	58.6%	2nd Half:	11-24	45.8%	Game:	28-53	52.8%	Deadball Rebounds:	
3FG % 1st Half:	1-5	20.0%	2nd Half:	1-8	12.5%	Game:	2-13	15.4%	Rebounds:	
FT % 1st Half:	6-13	46.2%	2nd Half:	7-7	100.0%	Game:	13-20	65.0%	4.2	

**South Carolina 87 • 2-0**

##	Player	Total			3-Ptr			Rebounds			PF	TP	A	T	Bk	Stl	Min
		FG	FGA	FT	FTA	FT	FTA	Off	Def	Tot							
30	JACKSON, Lakeem	f	3-5	0-0	2-4	2	6	8	3	8	4	2	0	1	34		
33	SLAWSON, RJ	f	4-7	0-0	2-2	6	1	7	5	10	2	3	0	1	26		
00	PAGE, LaShay	g	6-13	2-6	6-6	1	4	5	3	20	1	2	0	0	30		
01	WILLIAMS, Brenton	g	5-13	1-4	3-3	0	3	3	0	14	2	3	0	0	27		
05	SMITH, Eric	g	5-9	1-3	6-9	0	2	2	1	17	0	3	0	0	25		
02	RICHARDSON, Brian	g	4-6	2-3	0-0	1	2	3	4	10	1	1	0	0	19		
25	KACINAS, Mindaugas	g	0-1	0-0	2-2	3	0	3	3	2	0	3	0	1	21		
32	LEONARD, Damien	g	3-3	0-0	0-0	0	2	2	1	6	0	2	1	0	17		
55	PHILLIPS, Shane	g	0-0	0-0	0-0	0	0	0	0	0	0	0	0	0	1		
Team						2			2								
Totals			30-57	6-16	21-26	13	22	35	20	87	10	20	2	5	200		

FG % 1st Half:	15-30	50.0%	2nd Half:	15-27	55.6%	Game:	30-57	52.6%	Deadball Rebounds:	
3FG % 1st Half:	0-0	0.0%	2nd Half:	2-8	25.0%	Game:	6-16	37.5%	Rebounds:	
FT % 1st Half:	11-14	78.6%	2nd Half:	10-12	83.3%	Game:	21-26	80.8%	1	

Officials: Antonio Petty, Rick Hartzell, CJ Washington  
 Technical fouls: Morgan State-None, South Carolina-None.  
 Attendance: 8019

Score by periods	1st	2nd	Total
Morgan State	41	30	71
South Carolina	45	42	87

In	Off	2nd	Fast	Bench
Morgan State	48	20	4	14
South Carolina	34	22		



**GAME 4 - ELON 65, SOUTH CAROLINA 53**  
**NOV. 21, 2012/COLONIAL LIFE ARENA**

**COLUMBIA, S.C.** -- South Carolina (3-1) fell to Elon (4-1) 65-53 on Wednesday night in non-conference action at Colonial Life Arena. Senior forward Lakeem Jackson led the Gamecocks in the effort with 14 points and 10 rebounds.

Junior guard Brenton Williams added nine points for the Gamecocks. Junior guard Brian Richardson and junior forward RJ Slawson each added seven points and eight rebounds. The eight rebounds were a career high for Richardson who also dished out four assists. South Carolina turned the ball over 22 times on the night, leading to 18 Elon points. For the third game in a row, the Gamecocks were without freshman forward Michael Carrera.

Three Elon players scored in double figures. Junior forward Lucas Troutman led the team with 15 points and six rebounds. Junior guard Jack Isenberger and sophomore guard Austin Hamilton netted 13 points apiece as well. Junior guard Sebastian Koch brought down a team-leading seven rebounds. As a team, Elon shot 53.5% from behind the arc, hitting eight in the matchup.

Despite falling behind 11-3 early and tallying seven turnovers in the first ten minutes, South Carolina kept Elon within striking distance. Senior guard LaShay Page sank a shot from behind the arc at the 10:27 mark to bring the Gamecocks to within three at 18-15, but South Carolina was unable to score for the next eight minutes. The Phoenix scored 10 unanswered points during the stretch to give them a 28-15 upper hand. Sophomore guard Damien Leonard ended the Gamecock dry spell with back-to-back 3-pointers to cut into the Elon lead to seven.

Richardson found Jackson in transition for a bucket with 36 seconds remaining in the half, but Elon's Isenberger responded with a 3-pointer with three seconds to go, giving the Phoenix a 31-23 advantage going into the locker room.

After the break, a Richardson 3-pointer and a free throw by freshman forward Mindaugas Kacinas brought the Gamecocks to within four to start the second half, but the Phoenix responded with two 3s of their own to extend the lead back to 10.

Williams, who scored all nine of his points in the second half, cut the lead to four at 39-35 with 15:29 remaining when he poked the ball away and took it the distance for a dunk. The Gamecocks would not get any closer.

Down 53-37 with 10:42 remaining, South Carolina made one last attempt to rally and set off on a 15-4 run to cut the deficit to five. Jackson scored six points in the stretch, with two of them coming on an emphatic dunk in transition. The spurt forced Elon to call timeout to stop the surging Gamecock momentum. After the timeout, the Phoenix responded with three unanswered baskets, all by Troutman, to again give the Phoenix a double-digit lead at 63-52. Each team made an appearance at the free throw line in the final two minutes and Elon held on for the 65-53 win.

**GAME 5 - SOUTH CAROLINA 74, MISSOURI ST. 67 (OT)**  
**NOV. 24, 2012/PUERTO VALLARTA CONVENTION CENTER**

**PUERTO VALLARTA, Mexico** - South Carolina posted a 74-67 victory over Missouri State in the third round of the Hoops For Hope Classic in Puerto Vallarta, Mexico, on Saturday in non-conference action. In his first contest back after missing three games due to a concussion, freshman forward Michael Carrera hit a 3 as time expired in regulation to send the contest into overtime.

Senior guard LaShay Page led the Gamecocks with 22 points and six rebounds, while junior guard Brian Richardson added 14 points, hitting four 3s in the contest, just one shy of matching his career high. Carrera added 18 points in his return and pulled down five rebounds.

South Carolina committed a season high 25 turnovers in the contest, however, after committing 20 of those in the first half, the Gamecocks were solid through the second half and overtime, posting just five turnovers during the stretch. The Gamecocks out-rebounded the Bears, 33-29.

Marcus Marshall led the Bears with 17 points, while Anthony Downing and Christian Kirk both added 16. Keith Pickens' eight rebounds were a game-high.

After Missouri State took an early 2-0 lead after an administrative technical foul called on Carolina during pre-game warmups, the Bears jumped out to a quick 7-0 lead before a 3 from Richardson halted the stretch at the 17:41 mark.

The Gamecocks responded with a 10-4 run over the course of the next three minutes to take a 13-11 lead on another 3 from Richardson. Back and forth play followed, but the Gamecocks were never able to extend a lead due to several turnovers through the middle part of the half.

Missouri State held a 19-18 advantage near the seven-minute mark, but the Gamecocks continued to battle and Richardson's third 3 of the half tied the contest at 23 with 4:31 remaining before halftime.

Carolina committed five turnovers through the last four minutes of play and Missouri State held a 33-28 lead at the half. The Gamecocks finished the half with just 11 shots attempts, connecting on eight to shoot 72.7 percent in the set.

Page scored two 3s and a lay-up through the first three minutes and 30 seconds of the second half to tie the contest at 38. The teams traded baskets before a lay-up and two free throws from Carrera gave the Gamecocks a 42-40 lead with 13:06 on the clock.

After a lay-up from Kirk, Richardson's fourth 3 of the contest pushed the Gamecock lead to 45-42 with 11:24 remaining in regulation. The teams traded baskets and the contest was tied at 47, before Marshall gave the Bears a three-point advantage at the 7:39 mark.

Junior guard Eric Smith earned the assist on a lay-up from Page to tie the contest at 51 with just over six minutes remaining. Two free throws from MSU's Marshall gave the Bears a 53-51 advantage, before Carrera tied the contest at 53 with a hard-fought lay-up with 2:42 on the clock.

Kirk gave MSU a 55-53 lead with 1:25 remaining, before the teams traded missed baskets and the Gamecocks were called for an intentional foul with 33 seconds on the clock. The Bears were only able to hit 1-of-2 from the line to hold a 56-53 lead.

Richardson was called for a foul with 29 seconds remaining and MSU's Williams missed the front end of a 1-and-1 opportunity before Page connected on the opposite end on a jumper to pull the Gamecocks within one at 56-55 with 13 seconds remaining.

Marshall connected on two free throws for the Bears at the opposite end with 12.2 seconds on the clock to go up Kacinas at 58-55. Smith collected the inbounds pass from freshman forward Mindaugas Kacinas and raced down the floor, finding Carrera just beyond the 3-point line with just seconds remaining.

Carrera faced the basket and shot his first attempt from beyond the arc this season, hitting at the buzzer to tie the contest at 58 and force overtime.

The Gamecocks dominated the OT session, out-scoring the Bears 16-9 in the set, including four points from Carrera and seven made free throws from Page to secure the Carolina victory.

**GAME 6 - SOUTH CAROLINA 74, UALR 62**  
**NOV. 25, 2012/PUERTO VALLARTA CONVENTION CENTER**

**PUERTO VALLARTA, Mexico** - The South Carolina men's basketball team (5-1) claimed the 2012 Hoops For Hope Classic Championship on Sunday night in Puerto Vallarta, Mexico, with a 74-62 victory over Arkansas-Little Rock (4-3). Senior forward Lakeem Jackson collected his second double-double of the season with 10 points and a career-high 15 rebounds.

Jackson was named to the all-tournament team and senior guard LaShay Page was named the tournament's Most Outstanding Player.

Junior guard Brenton Williams led the five Gamecocks who scored double figures in the championship game with 17. Page added 16, freshman forward Mindaugas Kacinas tallied 13 and junior guard Eric Smith posted 12 in the balanced effort. Jackson's 15 rebounds were a game high.

Junior forward Will Neighbour led the ULAR charge with 19 points and five rebounds. Freshman guard John Gillon netted nine points for the Trojans.

South Carolina jumped out to a 12-4 lead through the first six minutes of play, but UALR responded with a 7-2 run through the under-12 minute media timeout to pull within three at 14-11.

Page scored six points after the break and Smith extended the Gamecocks lead to nine at 23-14 with 8:53 on the clock on a made 3 at the shot clock buzzer.

Neighbour would add a lay-up for the Trojans, but a basket from Jackson and two from Williams gave Carolina a solid advantage at 31-16 with just over four minutes remaining before the half.

South Carolina continued to dominate on the offensive end the remainder of the set. Page hit his second 3 of the contest with just over a minute to play, and Kacinas buried a 3 just before the halftime buzzer to push the Gamecock advantage to 39-22. Carolina held a dominating 25-8 rebounding advantage in the half, scoring 13 second chance points.

The Gamecocks picked up where they left off before the break in the second half. Carolina held a 55-28 lead after back-to-back buckets from Williams midway through the half.

Page collected an assist on a floating pass to Kacinas just under nine minutes for a 25-point Carolina lead at 59-34.

Jackson collected his second double-double of the season with his 10th point on a breakaway dunk near the six-minute mark, and the Gamecocks closed out the contest with a 74-62 victory.

**GAME 4**

**Official Basketball Box Score -- Game Totals -- Final Statistics**  
**Elon vs South Carolina**  
**11/21/12 7 p.m. at Columbia, S.C. (Colonial Life Arena)**

**Elon 65 • 4-1**

##	Player	Total		3-Ptr		Rebounds		PF	TP	A	TO	Blk	Stl	Min	
		FG	FGA	FG	FGA	FT	FTA								Off
31	TROUTMAN, Lucas	f	8-12	0-0	1-2	3	3	6	2	17	1	1	2	3	33
10	HAMILTON, Austin	g	6-10	1-1	0-3	0	2	0	13	2	1	0	2	29	
20	ISENBARGER, Jack	g	4-14	3-5	2-2	1	1	2	0	13	0	2	0	1	33
21	BEAUMONT, Ryley	g	1-4	0-0	0-0	0	2	2	4	2	0	1	2	0	15
24	KOCH, Sebastian	g	3-10	3-7	0-2	2	5	7	2	9	5	4	1	3	25
03	SAMSON, Tanner	g	2-3	1-2	2-2	0	1	1	1	7	4	0	0	1	30
11	BLAKE, Kevin	g	0-2	0-0	0-0	1	0	1	0	1	0	0	0	0	3
15	SABATO, Tony	g	0-0	0-0	0-0	0	0	0	3	0	0	1	0	1	8
23	EDOMWONYI, Egeheosa	g	2-2	0-0	0-0	1	1	2	1	4	0	2	0	0	8
32	WINTERS, Ryan	g	0-0	0-0	0-0	0	3	3	5	0	1	2	1	1	16
Team						1	3	4							
Totals			26-57	8-15	5-11	9	21	30	19	65	13	14	6	12	200

FG % 1st Half:	14-33	42.4%	2nd half:	12-24	50.0%	Game:	28-57	45.6%	Deadball Rebounds:	2.1
3FG % 1st Half:	3-6	50.0%	2nd half:	5-9	55.6%	Game:	8-15	53.3%		
FT % 1st Half:	0-2	0.0%	2nd half:	5-9	55.6%	Game:	5-11	45.5%		

**South Carolina 53 • 3-1**

##	Player	Total		3-Ptr		Rebounds		PF	TP	A	TO	Blk	Stl	Min	
		FG	FGA	FG	FGA	FT	FTA								Off
30	JACKSON, Lakeem	f	7-13	0-0	0-1	6	4	10	2	14	2	2	2	36	
33	SLAWSON, RJ	f	2-4	0-0	3-4	4	4	8	7	1	2	1	1	24	
00	PAGE, LaShay	g	1-8	1-4	1-2	1	2	3	4	1	3	0	1	21	
01	WILLIAMS, Brenton	g	2-6	1-3	4-6	1	2	3	2	9	0	4	1	24	
05	SMITH, Eric	g	1-5	1-1	0-0	0	1	1	2	3	1	2	0	1	20
02	RICHARDSON, Brian	g	2-12	1-6	2-2	2	6	8	3	7	4	4	1	30	
25	KACINAS, Mindaugas	g	1-2	0-0	1-2	2	3	3	0	3	1	4	0	26	
32	LEONARD, Damien	g	2-6	2-5	0-0	1	1	2	0	6	0	1	0	19	
Team						1	2	3							
Totals			18-56	6-19	11-17	18	25	43	16	53	10	22	5	7	200

FG % 1st Half:	8-23	34.8%	2nd half:	10-33	30.3%	Game:	18-56	32.1%	Deadball Rebounds:	4.1
3FG % 1st Half:	4-7	57.1%	2nd half:	2-12	16.7%	Game:	6-19	31.6%		
FT % 1st Half:	3-4	75.0%	2nd half:	8-13	61.5%	Game:	11-17	64.7%		

Officials: Ted Valentine, Lee Cassell, Glenn Tuitt  
 Technical fouls: Elon-None. South Carolina-None.  
 Attendance: 6794

Score by periods	1st	2nd	Total
Elon	31	34	65
South Carolina	23	30	53

Last FG - ELON 2nd-03:15, SC 2nd-07:40.  
 Largest lead - ELON by 16 2nd-10:42, SC None.

Score tied - 0 times.  
 Lead changed - 0 times.

**GAME 5**

**Official Basketball Box Score -- Game Totals -- Final Statistics**  
**Missouri State vs South Carolina**  
**11/24/12 6:20 p.m. at Puerto Vallarta, Mexico (Con. Center)**

**Missouri State 67 • 2-3**

##	Player	Total		3-Ptr		Rebounds		PF	TP	A	TO	Blk	Stl	Min	
		FG	FGA	FG	FGA	FT	FTA								Off
00	Anthony Downing	*	5-13	0-5	3-8	2	2	4	4	16	2	1	0	3	39
01	Keith Pickens	*	1-6	0-1	0-6	2	6	8	4	5	1	2	0	0	28
11	Marcus Marshall	*	5-10	3-7	4-4	1	1	2	2	17	0	1	0	2	34
15	Drew Wilson	*	0-0	0-0	0-2	1	0	1	3	0	0	1	0	1	12
42	Christian Kirk	*	7-13	0-0	2-5	4	1	5	4	16	1	2	0	1	32
10	Tomie Armonka	0-1	0-0	0-0	0	1	1	1	0	0	0	1	0	1	6
20	Gavin Thurman	0-2	0-0	0-0	0	0	0	0	0	0	0	2	0	0	10
23	Dorrian Williams	3-9	1-4	1-3	0	1	1	2	8	3	1	0	1	36	
30	Nathan Scheer	1-3	0-2	0-0	1	1	2	2	2	0	0	0	0	18	
35	Bruce Marshall	1-2	1-1	0-0	0	2	2	2	3	0	1	0	0	10	
Team						1	2	3							
Totals			23-59	5-19	16-28	12	17	29	24	67	7	13	0	10	225

FG % 1st Half:	11-25	44.0%	2nd half:	8-23	34.8%	OT:	4-11	36.4%	Game:	23-59	39.0%	Deadball Rebounds:	6
3FG % 1st Half:	2-8	25.0%	2nd half:	2-6	33.3%	OT:	1-5	20.0%	Game:	5-19	26.3%		
FT % 1st Half:	9-15	60.0%	2nd half:	7-11	63.6%	OT:	0-2	0.0%	Game:	16-28	57.1%		

**South Carolina 74 • 4-1**

##	Player	Total		3-Ptr		Rebounds		PF	TP	A	TO	Blk	Stl	Min
		FG	FGA	FG	FGA	FT	FTA							
00	PAGE, LaShay	*	6-11	3-7	7-8	0	6	2	2	22	0	2	0	36
05	SMITH, Eric	*	0-2	0-1	2-2	0	2	1	2	6	0	0	0	33
25	KACINAS, Mindaugas	*	1-3	0-1	2-3	0	5	2	4	1	5	2	0	28
30	JACKSON, Lakeem	*	3-3	0-0	3-5	2	2	4	4	9	2	3	0	35
33	SLAWSON, RJ	*	4-0	0-2	0-0	4	4	4	0	0	1	1	0	15
01	WILLIAMS, Brenton	1-2	0-0	3-4	0	2	2	4	5	3	2	0	0	13
02	RICHARDSON, Brian	6-7	4-6	0-0	0	4	4	2	14	0	1	0	38	
24	CARRERA, Michael	5-7	1-1	5-6	1	4	5	4	18	1	3	1	21	
32	LEONARD, Damien	0-0	0-0	0-0	0	0	0	1	0	1	0	0	1	5
55	PHILLIPS, Shane	0-0	0-0	0-0	0	0	0	0	0	0	0	0	0	1
Team						1	0	1						
Totals			22-39											

**GAME 7 - ST. JOHN'S 89, SOUTH CAROLINA 65**  
**NOV. 29, 2012/CARNESECCA ARENA**

**QUEENS, N.Y.** - South Carolina (5-2) fell to St. John's (5-2) 89-65 in the 2012 SEC/BIG EAST Challenge on Wednesday night at Carnesecca Arena. Freshman forward Michael Carrera registered his second double-double of the season with 11 points and 11 rebounds to lead the Gamecocks.

Junior guard Brenton Williams was injured in the contest. He suffered a neck injury and was taken to a local hospital for further evaluation. He did have movement of his arms and legs on the court. An update will be released when available.

Before his injury, Williams scored 10 points in the matchup. Freshman forward Mindaugas Kacinas scored nine and added six rebounds. Senior forward Lakeem Jackson also came down with six boards for the Gamecocks.

Junior guard Bruce Ellington and freshman forward Laimonas Chatkevicius both made their first appearance of the season in the contest.

St. John's had four players in double figures. Sophomore guard D'Angelo Harrison led the way with a game-high 26 points. Sophomore guards Amir Garrett and Phil Greene IV tallied 15 and 13 points, respectively. Freshman forward JaKarr Sampson registered 11. Garrett also brought down 11 rebounds to lead SJU.

South Carolina struggled from the floor in the opening half, hitting just 37.5 percent (12-32) compared to 53 percent (14-26) from the Red Storm. St. John's would make 9-of-14 from the free throw line in the opening set, while the Gamecocks had zero attempts in the half.

The teams traded possessions early and a jumper from Williams with 13:31 remaining before half saw the St. John's lead at just one at 12-11.

The Red Storm would answer with eight unanswered points through the 10:50 mark, before a jumper from Chatkevicius halted the stretch.

Two made attempts from the line by SJU freshman guard Felix Balamou put the lead at 32-17, before a 3 from junior guard Eric Smith brought Carolina with 12 at 32-20 with 2:56 on the clock.

Three made baskets from Carolina brought the contest back to 12 points at halftime, with St. John's holding a 38-26 advantage.

Carolina took its first foul shots of the game two minutes into the second half when an intentional foul was called on St. John's. Carrera hit both attempts to put the score at 45-32 SJU after early baskets from both teams.

Williams would hit back-to-back 3s just before the first media timeout of the second half to put the score at 50-40 with 16 on the clock.

The injury to Williams occurred with just over 10 minutes on the clock in the second half.

St. John's held its advantage after play resumed. The Gamecocks pulled to within 15 just after Williams' injury on two Carrera free throws, but the Red Storm pulled away to capture the win. St. John's held a 28-point upper hand, the largest of the game, with just over one minute remaining in the contest.

**GAME 8 - CLEMSON 64, SOUTH CAROLINA 55**  
**DEC. 2, 2012/COLONIAL LIFE ARENA**

**COLUMBIA, S.C.** - South Carolina (5-3) fell to intrastate rival Clemson (5-2) 64-55 in non-conference action at Colonial Life Arena on Sunday afternoon. Junior guard Brenton Williams led the Gamecocks with 16 points.

Two other Gamecocks registered double figures in the contest. Junior guard Bruce Ellington scored 12 and freshman forward Mindaugas Kacinas added 10. Freshman forward Michael Carrera and senior forward Lakeem Jackson brought down six rebounds a piece. South Carolina out-rebounded Clemson 36-29 and pulled down 17 offensive rebounds.

Sophomore forward K.J. McDaniels led Clemson with 16 points and seven boards. Sophomore guard Rod Hall registered 15 and senior center Devin Booker scored 13 and tallied a game-high eight rebounds in the contest. Clemson scored 23 points off of 19 Gamecock turnovers.

While adjusting to the physical play of the game, neither team converted a basket until just before the first media timeout. Kacinas hit freshman forward Laimonas Chatkevicius under the basket for the Gamecocks' first bucket of night and Hall drained a jumper on the ensuing possession to give Clemson a 5-3 lead.

During an over four minute South Carolina scoring drought, the Tigers went on an 11-0 scoring run to pull out to a 14-3 advantage. Booker keyed the run for Clemson with back-to-back dunks.

Trailing 23-11, the widest margin of the first half, South Carolina went on a 16-5 run to close the half. Just before the break, Kacinas hit a pair of free throws and Clemson held on for the last shot of the half. Hall could not connect and the Tigers took a one-point lead into the locker room at 28-27.

After scoring the first points of the second half on baskets by Williams and Jackson, the Gamecocks took their first lead since 1-0 at 31-30. The Tigers responded with an 11-2 run to recapture the upper hand at 41-33. Kacinas halted the run with a 3.

With eight minutes to play, senior guard LaShay Page and Williams hit back-to-back 3s to cut the deficit to single digits at 49-43.

Ellington drained a jumper with 4:10 remaining to bring South Carolina to within four at 51-47, but the Gamecocks would not get any closer. Sophomore guard Damarcus Harrison immediately responded with a 3 for the Tigers and Clemson went 10-for-12 from the free throw line down the stretch to hold on for the 64-55 victory.

**GAME 7**

**Official Basketball Box Score -- Game Totals -- Final Statistics**  
**South Carolina vs St. John's**  
**11/29/12 7:30 p.m. at Queens, N.Y. (Carnesecca Arena)**



**South Carolina 65 • 5-2**

##	Player	Total FG-FGA	3-Ptr FG-FGA	Rebounds			PF	TP	A	TO	Blk	Stl	Min
				Off	Def	Tot							
24	CARRERA, Michael	f 3-7	0-0	5-6	6	5	11	2	11	1	2	0	25
30	JACKSON, Lakeem	f 3-7	0-0	0-1	4	2	6	3	6	0	3	0	20
33	SLAWSON, RJ	f 2-2	0-0	2-4	3	1	4	2	6	0	1	0	21
00	PAGE, LaShay	g 1-7	0-4	0-0	0	0	0	1	2	1	1	1	13
05	SMITH, Eric	g 1-7	1-4	0-0	2	0	2	4	3	2	2	0	24
01	WILLIAMS, Brenton	4-7	2-4	0-0	0	2	2	0	10	1	0	0	12
02	RICHARDSON, Brian	2-7	2-5	0-2	0	2	2	8	2	1	0	0	14
14	CHATKEVICIUS, L.	1-2	0-0	1-2	1	1	2	1	3	1	0	0	11
23	ELLINGTON, Bruce	3-10	0-4	1-2	1	0	1	1	7	0	0	0	29
25	KACINAS, Mindaugas	4-7	0-0	1-4	3	3	6	1	9	1	0	0	24
32	LEONARD, Damien	0-1	0-1	0-0	0	0	0	0	0	0	0	0	4
55	PHILLIPS, Shane	0-1	0-1	0-0	0	0	0	0	0	0	0	0	5
	Team				4	3	7						
	Totals	24-65	5-23	12-21	24	19	43	17	65	10	12	1	200

FG % 1st Half: 12-32 37.5% 2nd half: 12-33 36.4% Game: 24-65 36.9% Deadball Rebounds 6  
 3FG % 1st Half: 2-13 15.4% 2nd half: 3-10 30.0% Game: 5-23 21.7%  
 FT % 1st Half: 0-0 0.0% 2nd half: 12-21 57.1% Game: 12-21 57.1%

**St. John's 89 • 5-2**

##	Player	Total FG-FGA	3-Ptr FG-FGA	Rebounds			PF	TP	A	TO	Blk	Stl	Min
				Off	Def	Tot							
14	SAMPSON, JaKarr	f 4-6	0-0	3-4	0	2	2	3	11	0	1	2	25
15	POINTER, SirDominic	f 0-3	0-0	2-4	0	2	2	4	2	5	2	0	20
01	GREENE IV, Phil	g 5-8	2-2	1-2	0	1	1	1	13	4	1	0	28
11	HARRISON, D'Angelo	g 8-13	3-6	7-8	3	3	6	3	26	1	1	0	29
24	BALANOU, Felix	g 3-4	0-0	2-2	0	3	3	1	8	3	1	3	23
02	BOURGAULT, Marco	2-4	2-4	0-0	0	1	1	0	6	0	0	0	9
04	JONES, Christian	0-3	0-0	0-0	0	0	0	1	0	0	0	1	7
01	OBEKPA, Chris	4-7	0-0	0-1	2	1	3	2	8	3	1	3	25
22	GARRETT, Amir	7-8	0-0	1-3	6	5	11	1	15	3	0	0	28
23	LIPSCOMB, David	0-0	0-0	0-0	0	0	0	0	0	0	0	0	1
30	WHITE, Jamal	0-2	0-2	0-0	0	0	0	0	0	0	0	0	2
35	NDIAYE, Khadim	0-0	0-0	0-0	0	1	1	0	0	0	0	0	2
40	SEALY, Sam	0-0	0-0	0-0	0	0	0	1	0	0	0	0	1
	Team				0	1	1						
	Totals	33-58	7-14	16-24	11	20	31	18	89	19	7	9	200

FG % 1st Half: 14-26 53.8% 2nd half: 19-32 59.4% Game: 33-58 56.9% Deadball Rebounds 3  
 3FG % 1st Half: 1-2 50.0% 2nd half: 6-12 50.0% Game: 7-14 50.0%  
 FT % 1st Half: 9-14 64.3% 2nd half: 7-10 70.0% Game: 16-24 66.7%

Officials: Jim Burr, Roger Ayers, Mike Roberts  
 Technical fouls: South Carolina-None. St. John's-None.  
 Attendance: 4902  
 SEC/BIG EAST Challenge

Score by periods	1st	2nd	Total
South Carolina	26	39	65
St. John's	38	51	89

Last FG - SC 2nd-01:32, STJ 2nd-01:25. Score tied - 3 times.  
 Largest lead - SC by 2 1st-19:23, STJ by 28 2nd-01:25. Lead changed - 5 times.

**GAME 8**

**Official Basketball Box Score -- Game Totals -- Final Statistics**  
**Clemson vs South Carolina**  
**12/2/12 12 p.m. at Columbia, S.C. (Colonial Life Arena)**



**Clemson 64 • 5-2**

##	Player	Total FG-FGA	3-Ptr FG-FGA	Rebounds			PF	TP	A	TO	Blk	Stl	Min
				Off	Def	Tot							
22	Sullivan, Bernard	f 0-1	0-0	0-0	0	0	0	3	0	0	2	1	20
32	McDaniels, K.J.	f 4-11	1-3	7-9	1	6	7	4	16	1	1	5	30
01	Booker, Devin	c 5-8	0-1	3-4	4	4	8	3	13	0	2	2	33
01	Sapp, T.J.	g 0-1	0-1	0-0	0	0	0	2	0	0	0	0	7
12	Hall, Rod	g 3-5	0-0	9-12	0	4	4	2	15	4	3	0	33
03	Filer, Adonis	0-3	0-1	7-10	1	2	3	4	7	2	3	0	29
20	Roper, Jordan	2-5	1-2	0-0	0	0	0	0	5	1	0	0	16
21	Harrison, Damarcus	3-5	1-3	1-2	0	5	5	8	0	2	0	0	16
33	Smith, Josh	0-0	0-0	0-0	1	0	1	2	0	0	0	0	15
35	Nnoko, Landry	0-0	0-0	0-0	0	0	0	0	0	0	0	0	1
	Team				0	1	1						
	Totals	17-39	3-11	27-37	7	22	29	25	64	8	13	8	200

FG % 1st Half: 10-22 45.5% 2nd half: 7-17 41.2% Game: 17-39 43.6% Deadball Rebounds 4.1  
 3FG % 1st Half: 2-6 33.3% 2nd half: 1-5 20.0% Game: 3-11 27.3%  
 FT % 1st Half: 6-11 54.5% 2nd half: 21-26 80.8% Game: 27-37 73.0%

**South Carolina 55 • 5-3**

##	Player	Total FG-FGA	3-Ptr FG-FGA	Rebounds			PF	TP	A	TO	Blk	Stl	Min
				Off	Def	Tot							
24	CARRERA, Michael	f 0-4	0-0	3-6	3	3	6	5	3	1	2	1	16
30	JACKSON, Lakeem	f 2-5	0-0	0-0	4	2	6	2	4	1	3	1	33
33	SLAWSON, RJ	f 1-2	0-0	0-1	1	2	3	4	2	1	0	1	13
00	PAGE, LaShay	g 1-6	1-2	0-0	2	1	3	2	3	1	1	0	14
05	SMITH, Eric	g 1-5	0-1	0-1	1	2	3	2	2	2	3	2	1
01	WILLIAMS, Brenton	5-11	2-7	4-4	2	1	3	2	16	0	2	0	24
02	RICHARDSON, Brian	0-3	0-1	1-2	0	0	0	0	1	0	1	0	4
14	CHATKEVICIUS, L.	1-2	0-0	0-0	0	1	1	2	2	0	2	0	7
23	ELLINGTON, Bruce	4-9	0-2	4-5	0	3	3	4	12	2	5	0	27
25	KACINAS, Mindaugas	3-5	1-2	3-3	1	2	3	5	10	1	1	1	29
	Team				3	2	5						
	Totals	18-52	4-15	15-22	17	19	36	28	55	10	19	4	200

FG % 1st Half: 9-24 37.5% 2nd half: 9-28 32.1% Game: 18-52 34.6% Deadball Rebounds 1.2  
 3FG % 1st Half: 1-5 20.0% 2nd half: 3-10 30.0% Game: 4-15 26.7%  
 FT % 1st Half: 8-12 66.7% 2nd half: 7-10 70.0% Game: 15-22 68.2%

Officials: Doug Shows, Pat Adams, Don Daily  
 Technical fouls: Clemson-None. South Carolina-None.  
 Attendance: 10684

Score by periods	1st	2nd	Total
Clemson	28	36	64
South Carolina	27	28	55

Last FG - CU 2nd-03:37, SC 2nd-00:35. Score tied - 3 times.  
 Largest lead - CU by 12 1st-06:14, SC by 3 2nd-17:14. Lead changed - 3 times.



## #30 - LAKEEM JACKSON

SENIOR | FORWARD | 6'5" | 235 | 3 LETTERS  
CHARLOTTE, N.C./CHRIST SCHOOL

### JACKSON'S CAREER HIGHS

<b>POINTS</b>	19 vs. Baylor (Jan. 2, 2010)
<b>FIELD GOALS</b>	9 vs. Baylor (Jan. 2, 2010)
<b>FIELD GOAL ATTEMPTS</b>	17 vs. Baylor (Jan. 2, 2010)
<b>3-POINT FIELD GOALS</b>	1, three times, last vs. Vanderbilt (Jan. 8, 2011)
<b>3-POINT FIELD GOAL ATTEMPTS</b>	4 vs. Alabama A&M (Nov. 13, 2009)
<b>FREE THROWS</b>	5 vs. Furman (Dec. 21, 2009)
<b>FREE THROW ATTEMPTS</b>	9, twice, last vs. Baylor (Jan. 2, 2010)
<b>REBOUNDS</b>	15, vs. Missouri State (Nov. 24, 2012)
<b>ASSISTS</b>	7, at Vanderbilt (Feb. 5, 2011)
<b>BLOCKS</b>	3 vs. Baylor (Jan. 2, 2010)
<b>STEALS</b>	6 vs. Baylor (Jan. 2, 2010)
<b>MINUTES PLAYED</b>	44, vs. WKU (Nov. 27, 2010)

### JACKSON'S SEASON HIGHS

<b>POINTS</b>	14, twice, last vs. Elon (Nov. 21, 2012)
<b>FIELD GOALS</b>	7, twice, last vs. Elon (Nov. 21, 2012)
<b>FIELD GOAL ATTEMPTS</b>	13, vs. Elon (Nov. 21, 2012)
<b>3-POINT FIELD GOALS</b>	-
<b>3-POINT FIELD GOAL ATTEMPTS</b>	-
<b>FREE THROWS</b>	3, vs. Missouri State (Nov. 24, 2012)
<b>FREE THROW ATTEMPTS</b>	5, vs. Missouri State (Nov. 24, 2012)
<b>REBOUNDS</b>	15, vs. Missouri State (Nov. 24, 2012)
<b>ASSISTS</b>	5, vs. Missouri State (Nov. 24, 2012)
<b>BLOCKS</b>	2, twice, last vs. Missouri State (Nov. 24, 2012)
<b>STEALS</b>	2, twice, last vs. Elon (Nov. 21, 2012)
<b>MINUTES PLAYED</b>	40, vs. Milwaukee (Nov. 11, 2012)

### 2012-13

Opponent	Date	GS	Min	FG-FGA	Pct	3FG-FGA	Pct	FT-FTA	Pct	Off	Def	Tot	Avg	PF	FO	A	TO	Blk	Stl	Pts	Avg
MILWAUKEE	11/11/12	*	40	6-10	.600	0-0	.000	0-1	.000	1	5	6	6.0	1	0	0	2	1	1	12	12.0
MORGAN STATE	11/16/12	*	34	3-5	.600	0-0	.000	2-4	.400	2	6	8	7.0	3	0	4	2	0	1	8	10.0
RIDER	11/19/12	*	32	7-8	.896	0-0	.000	0-0	.400	1	6	7	7.0	3	0	3	4	0	2	14	11.3
ELON	11/21/12	*	36	7-13	.539	0-0	.000	0-1	.333	6	4	10	7.8	2	0	2	2	2	2	10	12.0
vs. Missouri State	11/24/12	*	35	3-3	.667	0-0	.000	3-5	.455	2	2	4	7.0	4	0	2	3	0	0	9	11.4
vs. UALR	11/25/12	*	35	5-7	.674	0-0	.000	0-3	.357	5	10	15	8.3	0	0	5	3	2	0	10	11.2
at St. John's	11/29/12	*	20	3-7	.642	0-0	.000	0-1	.333	4	2	6	8.0	3	0	0	3	0	0	6	10.4
CLEMSON	12/2/12	*	33	2-5	.621	0-0	.000	0-0	.333	4	2	3	7.8	2	0	1	3	1	0	4	9.6
JACKSONVILLE ST	12/7/12																				
APPALACHIAN ST	12/19/12																				
vs. Manhattan	12/22/12																				
PRESBYTERIAN	12/29/12																				
SC STATE	1/5/13																				
at Miss State	1/9/13																				
AUBURN	1/12/13																				
at LSU	1/16/13																				
VANDERBILT	1/19/13																				
at Missouri	1/22/13																				
ARKANSAS	1/26/13																				
at Florida	1/30/13																				
GEORGIA	2/2/13																				
at Kentucky	2/5/13																				
TENNESSEE	2/10/13																				
LSU	2/14/13																				
at Alabama	2/16/13																				
OLE MISS	2/20/13																				
at Georgia	2/23/13																				
MISSOURI	2/28/13																				
at Texas A&M	3/2/13																				
MISS STATE	3/6/13																				
at Vanderbilt	3/9/13																				

### SEASON NOTES

Earned the start for the season opener vs. Milwaukee (Nov. 11), posting 12 points on 6-of-10 shooting; also collected six rebounds ... Collected a team high eight rebounds and four assists, while adding eight points in 34 minutes vs. Morgan State (Nov. 16) ... Posted second double-figure scoring game of the season vs. Rider (Nov. 19) with 14 points, also a team high seven rebounds and three assists ... Led the team in points (14) and rebounds (10) vs. Elon (Nov. 21) in collecting his second-career double-double and his first since the 2010-11 season opener ... Posted nine points and two assists in overtime victory vs. Missouri State (Nov. 24) ... Collected second double-double of the season with 10 points and a career high 15 rebounds vs. UALR (Nov. 25) ... Named to Hoops For Hope Classic All-Tournament Team ... Contributed six points and six rebounds vs. St. John's (Nov. 29) ... Team high six rebounds vs. Clemson (Dec. 2) ...

### CAREER STATISTICS

Season	GP-GS	Min	Avg	FG	FGA	Pct	3FG	3FGA	Pct	FT	FTA	Pct	Off	Def	Tot	Avg	PF	FO	Ast	TO	Blk	Stl	Pts	Avg
2009-10	31-30	827	26.7	104	206	.505	0	8	.000	16	59	.271	63	91	154	5.0	66	0	59	35	19	47	224	7.2
2010-11	26-25	731	28.1	87	182	.478	3	10	.300	26	62	.419	71	75	146	5.6	40	0	66	46	5	24	203	7.8
2011-12	31-12	526	17.0	43	91	.473	0	2	.000	12	32	.375	31	52	83	2.7	35	1	44	36	3	24	98	3.2
2012-13	8-8	265	33.1	36	58	.621	0	0	.000	5	15	.333	25	37	62	7.8	18	0	17	22	6	6	77	9.6
<b>Totals</b>	<b>96-75</b>	<b>2349</b>	<b>24.5</b>	<b>270</b>	<b>537</b>	<b>.503</b>	<b>3</b>	<b>20</b>	<b>.150</b>	<b>59</b>	<b>168</b>	<b>.351</b>	<b>190</b>	<b>255</b>	<b>445</b>	<b>4.6</b>	<b>159</b>	<b>1</b>	<b>186</b>	<b>139</b>	<b>33</b>	<b>101</b>	<b>602</b>	<b>6.3</b>

### CAREER SEC STATISTICS

Season	GP-GS	Min	Avg	FG	FGA	Pct	3FG	3FGA	Pct	FT	FTA	Pct	Off	Def	Tot	Avg	PF	FO	Ast	TO	Blk	Stl	Pts	Avg
2010	16-15	454	28.4	54	101	.535	0	0	.000	3	22	.136	33	48	81	5.1	41	0	32	19	5	21	111	6.9
2011	12-11	335	27.9	33	74	.446	1	3	.333	6	2	.273	30	28	58	4.8	17	0	25	22	1	4	73	6.1
2012	16-2	198	12.4	10	33	.303	0	0	.000	4	10	.400	10	19	29	1.8	12	0	13	11	0	10	24	1.5
<b>Totals</b>	<b>44-28</b>	<b>987</b>	<b>22.4</b>	<b>97</b>	<b>208</b>	<b>.466</b>	<b>1</b>	<b>3</b>	<b>.333</b>	<b>13</b>	<b>34</b>	<b>.382</b>	<b>73</b>	<b>95</b>	<b>168</b>	<b>3.8</b>	<b>70</b>	<b>0</b>	<b>70</b>	<b>52</b>	<b>6</b>	<b>35</b>	<b>208</b>	<b>4.7</b>



## #23 - BRUCE ELLINGTON

JUNIOR | GUARD | 5'9" | 197 | 2 LETTERS  
 MONCKS CORNER, S.C./BERKELEY

### ELLINGTON'S CAREER HIGHS

- POINTS**  
31, at Furman (Dec. 22, 2010)
- FIELD GOALS**  
11, at Furman (Dec. 22, 2010)
- FIELD GOAL ATTEMPTS**  
23, at Furman (Dec. 22, 2010)
- 3-POINT FIELD GOALS**  
6, twice, last vs. Vanderbilt (Jan. 8, 2011)
- 3-POINT FIELD GOAL ATTEMPTS**  
13, twice, last vs. Tennessee (Feb. 16, 2011)
- FREE THROWS**  
7, vs. Arkansas (Jan. 19, 2011)
- FREE THROW ATTEMPTS**  
11, vs. Arkansas (Jan. 19, 2011)
- REBOUNDS**  
8, vs. WKU (Nov. 27, 2010)
- ASSISTS**  
8, vs. WKU (Nov. 27, 2010)
- BLOCKS**  
1, twice, last vs. Mississippi State (Feb. 29, 2012)
- STEALS**  
4, at Michigan State (Nov. 16, 2010)
- MINUTES PLAYED**

### ELLINGTON'S SEASON HIGHS

- POINTS**  
12 vs. Clemson (Dec. 2, 2012)
- FIELD GOALS**  
4, vs. Clemson (Dec. 2, 2012)
- FIELD GOAL ATTEMPTS**  
10 vs. St. John's (Nov. 29, 2012)
- 3-POINT FIELD GOALS**  
-
- 3-POINT FIELD GOAL ATTEMPTS**  
4 vs. St. John's (Nov. 29, 2012)
- FREE THROWS**  
4, vs. Clemson (Dec. 2, 2012)
- FREE THROW ATTEMPTS**  
5, vs. Clemson (Dec. 2, 2012)
- REBOUNDS**  
3, vs. Clemson (Dec. 2, 2012)
- ASSISTS**  
2, vs. Clemson (Dec. 2, 2012)
- BLOCKS**  
-
- STEALS**  
1, vs. Clemson (Dec. 2, 2012)
- MINUTES PLAYED**  
29 vs. St. John's (Nov. 29, 2012)

### 2012-13

Opponent	Date	GS	Min	FG-FGA	Pct	3FG-FGA	Pct	FT-FTA	Pct	Off	Def	Tot	Avg	PF	FO	A	TO	Blk	Stl	Pts	Avg	
MILWAUKEE	11/11/12	-	-	-	-	-	-	-	-	-	-	-	-	-	-	-	-	-	-	-	-	-
MORGAN STATE	11/16/12	-	-	-	-	-	-	-	-	-	-	-	-	-	-	-	-	-	-	-	-	-
RIDER	11/19/12	-	-	-	-	-	-	-	-	-	-	-	-	-	-	-	-	-	-	-	-	-
ELON	11/21/12	-	-	-	-	-	-	-	-	-	-	-	-	-	-	-	-	-	-	-	-	-
vs. Missouri State	11/24/12	29	3-10	.300	0-4	.000	1-2	.500	1	0	1	1.0	1	0	0	3	0	0	7	7.0		
vs. UALR	11/25/12	27	4-9	.368	0-2	.000	4-5	.714	0	3	3	2.0	4	0	2	5	0	1	12	9.5		
at St. John's	11/29/12																					
CLEMSON	12/2/12																					
JACKSONVILLE ST	12/7/12																					
APPALACHIAN ST	12/19/12																					
vs. Manhattan	12/22/12																					
PRESBYTERIAN	12/29/12																					
SC STATE	1/5/13																					
at Miss State	1/9/13																					
AUBURN	1/12/13																					
at LSU	1/16/13																					
VANDERBILT	1/19/13																					
at Missouri	1/22/13																					
ARKANSAS	1/26/13																					
at Florida	1/30/13																					
GEORGIA	2/2/13																					
at Kentucky	2/5/13																					
TENNESSEE	2/10/13																					
LSU	2/14/13																					
at Alabama	2/16/13																					
OLE MISS	2/20/13																					
at Georgia	2/23/13																					
MISSOURI	2/28/13																					
at Texas A&M	3/2/13																					
MISS STATE	3/6/13																					
at Vanderbilt	3/9/13																					

### SEASON NOTES

Joined the basketball team for practice on Nov. 27 and will continue with practices and games until the start of bowl practice for the Gamecock football squad ... Ellington is currently the top receiver for the Carolina football team with 38 catches for 564 yards and six TD's, including two TD's last weekend vs. Clemson ... Ellington also handles kickoff returns for the football squad (averages 22.2 yards per return in 2012) ... He posted back-to-back 100 receiving yards vs. Tennessee (Oct. 27), and Arkansas (Nov. 10), and caught seven passes vs. Clemson for 72 yards on Nov. 24 ... In his first basketball contest of the season vs. St. John's (Nov. 29), played a team high 29 minutes and scored seven points ... Posted 12 points off the bench and first two assists of the season vs. Clemson (Dec. 2) ...

### CAREER STATISTICS

Season	GP-GS	Min	Avg	FG	FGA	Pct	3FG	3FGA	Pct	FT	FTA	Pct	Off	Def	Tot	Avg	PF	FO	Ast	TO	Blk	Stl	Pts	Avg
2010-11	30-30	928	30.9	138	423	.326	61	198	.308	47	74	.635	25	75	100	3.3	75	0	97	87	0	31	384	12.8
2011-12	24-15	697	29.0	100	280	.357	39	118	.331	26	34	.765	18	37	55	2.3	53	0	74	54	2	16	265	11.0
2012-13	2-0	56	28.0	7	19	.368	0	6	.000	5	7	.714	1	3	4	2.0	5	0	2	7	0	1	19	9.5
<b>Totals</b>	<b>56-45</b>	<b>1681</b>	<b>30.0</b>	<b>245</b>	<b>722</b>	<b>.339</b>	<b>100</b>	<b>322</b>	<b>.311</b>	<b>78</b>	<b>115</b>	<b>.678</b>	<b>44</b>	<b>115</b>	<b>159</b>	<b>2.8</b>	<b>133</b>	<b>0</b>	<b>173</b>	<b>148</b>	<b>2</b>	<b>48</b>	<b>668</b>	<b>11.9</b>

### CAREER SEC STATISTICS

Season	GP-GS	Min	Avg	FG	FGA	Pct	3FG	3FGA	Pct	FT	FTA	Pct	Off	Def	Tot	Avg	PF	FO	Ast	TO	Blk	Stl	Pts	Avg
2011	16-16	500	31.3	69	237	.291	31	122	.254	23	35	.657	18	32	50	3.1	41	0	42	43	0	14	192	12.0
2012	16-14	511	31.9	72	209	.344	26	85	.306	18	24	.750	14	28	42	2.6	34	0	58	40	1	14	188	11.8
<b>Totals</b>	<b>32-30</b>	<b>1011</b>	<b>31.6</b>	<b>141</b>	<b>446</b>	<b>.316</b>	<b>57</b>	<b>207</b>	<b>.275</b>	<b>41</b>	<b>59</b>	<b>.694</b>	<b>32</b>	<b>60</b>	<b>92</b>	<b>2.9</b>	<b>75</b>	<b>0</b>	<b>100</b>	<b>83</b>	<b>1</b>	<b>28</b>	<b>380</b>	<b>11.9</b>





## #2 - BRIAN RICHARDSON

JUNIOR | GUARD | 6'4" | 175 | 2 LETTERS  
WILSON, N.C./GREENFIELD SCHOOL

### RICHARDSON'S CAREER HIGHS

- POINTS**  
17, vs. SC State (Jan. 4, 2011)
- FIELD GOALS**  
6, vs. SC State (Jan. 4, 2011)
- FIELD GOAL ATTEMPTS**  
12, twice, last vs. Elon (Nov. 21, 2012)
- 3-POINT FIELD GOALS**  
5, vs. SC State (Jan. 4, 2011)
- 3-POINT FIELD GOAL ATTEMPTS**  
9, twice, last vs. Boston College (Jan. 1, 2011)
- FREE THROWS**  
7, vs. Delaware State (12/1/10)
- FREE THROW ATTEMPTS**  
8, vs. Delaware State (12/1/10)
- REBOUNDS**  
8, vs. Elon (Nov. 21, 2012)
- ASSISTS**  
6, vs. Rider (Nov. 19, 2012)
- BLOCKS**  
1, 11 times, last vs. Mizz. State (Nov. 24, 2012)
- STEALS**  
2, five times, last vs. Presby. (Dec. 13, 2011)
- MINUTES PLAYED**  
38, vs. Missouri State (Nov. 24, 2012)

### RICHARDSON'S SEASON HIGHS

- POINTS**  
14, vs. Missouri State (Nov. 24, 2012)
- FIELD GOALS**  
5, vs. Missouri State (Nov. 24, 2012)
- FIELD GOAL ATTEMPTS**  
12, vs. Elon (Nov. 21, 2012)
- 3-POINT FIELD GOALS**  
4, vs. Missouri State (Nov. 24, 2012)
- 3-POINT FIELD GOAL ATTEMPTS**  
6, twice, last vs. Missouri State (Nov. 24, 2012)
- FREE THROWS**  
3, vs. Rider (Nov. 19, 2012)
- FREE THROW ATTEMPTS**  
3, vs. Rider (Nov. 19, 2012)
- REBOUNDS**  
8, vs. Elon (Nov. 21, 2012)
- ASSISTS**  
6, vs. Rider (Nov. 19, 2012)
- BLOCKS**  
1, 4 times, last vs. Mizz. State (Nov. 24, 2012)
- STEALS**  
1, 3 times, last vs. Clemson (Dec. 2, 2012)
- MINUTES PLAYED**  
38, vs. Missouri State (Nov. 24, 2012)

### 2012-13

Opponent	Date	GS	Min	FG-FGA	Pct	3FG-FGA	Pct	FT-FTA	Pct	Off	Def	Tot	Avg	PF	FO	A	TO	Blk	Stl	Pts	Avg
MILWAUKEE	11/11/12	20	3-3	1.000	0-0	.000	0-0	.000	0	0	0	0	0.0	3	0	2	3	1	1	6	6.0
MORGAN STATE	11/16/12	20	4-6	.778	2-3	.667	0-0	.000	1	2	3	1.5	4	0	1	1	0	0	10	8.0	8.0
RIDER	11/19/12	27	2-5	.643	1-3	.500	3-3	1.000	3	1	4	2.3	0	0	6	2	1	0	8	8.0	8.0
ELON	11/21/12	30	2-12	.423	1-6	.333	2-2	1.000	2	6	8	3.8	3	0	4	4	1	1	7	7.8	7.8
vs. Missouri State	11/24/12	38	5-7	.485	4-6	.444	0-0	1.000	0	4	4	3.8	2	0	0	1	1	0	14	9.0	9.0
vs. UALR	11/25/12	19	0-3	.444	0-1	.421	0-0	1.000	0	0	0	3.2	4	0	1	1	0	0	0	7.5	7.5
at St. John's	11/29/12	14	2-7	.419	2-5	.417	3-3	1.000	0	2	2	3.0	2	0	2	1	0	0	8	7.6	7.6
CLEMSON	12/2/12	4	0-3	.391	0-1	.400	1-2	.889	0	0	0	2.6	0	0	0	1	0	1	1	6.8	6.8
JACKSONVILLE ST	12/7/12																				
APPALACHIAN ST	12/19/12																				
vs. Manhattan	12/22/12																				
PRESBYTERIAN	12/29/12																				
SC STATE	1/5/13																				
at Miss State	1/9/13																				
AUBURN	1/12/13																				
at LSU	1/16/13																				
VANDERBILT	1/19/13																				
at Missouri	1/22/13																				
ARKANSAS	1/26/13																				
at Florida	1/30/13																				
GEORGIA	2/2/13																				
at Kentucky	2/5/13																				
TENNESSEE	2/10/13																				
LSU	2/14/13																				
at Alabama	2/16/13																				
OLE MISS	2/20/13																				
at Georgia	2/23/13																				
MISSOURI	2/28/13																				
at Texas A&M	3/2/13																				
MISS STATE	3/6/13																				
at Vanderbilt	3/9/13																				

### SEASON NOTES

Scored six points on a perfect 3-of-3 shooting from the field in the season opener vs. Milwaukee (Nov. 11) ... High scorer off the bench with 10 points on 4-of-6 shooting from the field vs. Morgan State (Nov. 16) ... Dished a career high six assists and scored eight points in 27 minutes off the bench vs. Rider (Nov. 19) ... Posted another team best with four assists vs. Elon (Nov. 21), while collecting a career high eight rebounds ... Scored a season high 14 points vs. Missouri State (Nov. 24), hitting four 3s in the contest, playing a career high 38 minutes in the contest ... Dished one assist vs. UALR (Nov. 25) ... Scored eight points and collected two rebounds vs. St. John's (Nov. 29) ... Posted one steal vs. Clemson (Dec. 2) ...

### CAREER STATISTICS

Season	GP-GS	Min	Avg	FG	FGA	Pct	3FG	3FGA	Pct	FT	FTA	Pct	Off	Def	Tot	Avg	PF	FO	Ast	TO	Blk	Stl	Pts	Avg
2010-11	30-24	582	19.4	53	158	.335	41	122	.336	30	44	.682	5	43	48	1.6	57	1	16	29	6	20	177	5.9
2011-12	25-2	307	12.3	29	97	.299	14	60	.233	7	11	.636	8	17	25	1.0	30	0	10	15	1	6	79	3.2
2012-13	8-0	171	21.4	18	46	.391	10	25	.400	8	9	.889	6	15	21	2.6	18	0	16	14	4	3	54	6.8
<b>Totals</b>	<b>63-26</b>	<b>1060</b>	<b>16.8</b>	<b>100</b>	<b>301</b>	<b>.332</b>	<b>65</b>	<b>207</b>	<b>.314</b>	<b>45</b>	<b>64</b>	<b>.703</b>	<b>19</b>	<b>75</b>	<b>94</b>	<b>1.5</b>	<b>105</b>	<b>1</b>	<b>42</b>	<b>58</b>	<b>11</b>	<b>29</b>	<b>310</b>	<b>4.9</b>

### CAREER SEC STATISTICS

Season	GP-GS	Min	Avg	FG	FGA	Pct	3FG	3FGA	Pct	FT	FTA	Pct	Off	Def	Tot	Avg	PF	FO	Ast	TO	Blk	Stl	Pts	Avg
2011	16-11	258	16.1	19	68	.276	16	50	.320	10	18	.556	4	18	22	1.4	31	1	3	15	3	11	64	4.0
2012	10-2	92	9.2	8	27	.296	5	17	.294	5	8	.625	2	3	5	0.5	12	0	1	3	0	1	26	2.6
<b>Totals</b>	<b>26-13</b>	<b>350</b>	<b>13.5</b>	<b>27</b>	<b>95</b>	<b>.284</b>	<b>21</b>	<b>67</b>	<b>.313</b>	<b>15</b>	<b>26</b>	<b>.576</b>	<b>6</b>	<b>21</b>	<b>27</b>	<b>1.0</b>	<b>43</b>	<b>1</b>	<b>4</b>	<b>18</b>	<b>3</b>	<b>12</b>	<b>90</b>	<b>3.5</b>



## #33 - RJ SLAWSON

JUNIOR | FORWARD | 6'8" | 220 | 2 LETTERS  
CHARLESTON, S.C./FORT DORCHESTER

### SLAWSON'S CAREER HIGHS

**POINTS**  
13, vs. North Carolina (Nov. 25, 2011)

**FIELD GOALS**  
6, vs. North Carolina (Nov. 25, 2011)

**FIELD GOAL ATTEMPTS**  
10, vs. North Carolina (Nov. 25, 2011)

**3-POINT FIELD GOALS**  
2, 4 times, last vs. SC State (Jan. 3, 2012)

**3-POINT FIELD GOAL ATTEMPTS**  
4, vs. SC State (Jan. 3, 2012)

**FREE THROWS**  
4, 3 times, last vs. Providence (Dec. 1, 2011)

**FREE THROW ATTEMPTS**  
6, vs. Tenn. State (Nov. 20, 2011)

**REBOUNDS**  
14, vs. North Carolina (Nov. 25, 2011)

**ASSISTS**  
3, twice, last vs. Rider (Nov. 19, 2012)

**BLOCKS**  
4, vs. North Carolina (Nov. 25, 2011)

**STEALS**  
3, vs. SC State (Jan. 3, 2012)

**MINUTES PLAYED**  
31, vs. North Carolina (Nov. 25, 2011)

### SLAWSON'S SEASON HIGHS

**POINTS**  
10, vs. Morgan State (Nov. 16, 2012)

**FIELD GOALS**  
4, vs. Morgan State (Nov. 16, 2012)

**FIELD GOAL ATTEMPTS**  
7, vs. Morgan State (Nov. 16, 2012)

**3-POINT FIELD GOALS**  
-

**3-POINT FIELD GOAL ATTEMPTS**  
2, vs. Missouri State (Nov. 24, 2012)

**FREE THROWS**  
3, vs. Elon (Nov. 21, 2012)

**FREE THROW ATTEMPTS**  
4, twice, last vs. St. John's (Nov. 29, 2012)

**REBOUNDS**  
8, vs. Elon (Nov. 21, 2012)

**ASSISTS**  
3, vs. Rider (Nov. 19, 2012)

**BLOCKS**  
1, 5 times, last vs. Clemson (Dec. 2, 2012)

**STEALS**  
2, vs. UALR (Nov. 25, 2012)

**MINUTES PLAYED**  
26, vs. Morgan State (Nov. 16, 2012)

### 2012-13

Opponent	Date	GS	Min	FG-FGA	Pct	3FG-FGA	Pct	FT-FTA	Pct	Off	Def	Tot	Avg	PF	FO	A	TO	Blk	Stl	Pts	Avg	
MILWAUKEE	11/11/12	*	14	0-1	.000	0-0	.000	0-0	.000	0	2	2	2.0	1	0	0	0	0	0	0	0	0
MORGAN STATE	11/16/12	*	26	4-7	.500	0-0	.000	2-2	1.000	6	1	7	4.5	5	1	2	3	1	1	10	5.0	
RIDER	11/19/12	*	19	0-3	.364	0-1	.000	2-2	1.000	2	1	3	4.0	4	0	3	2	0	0	2	4.0	
ELON	11/21/12	*	24	2-4	.400	0-0	.000	3-4	.875	4	4	8	5.0	4	0	1	2	1	1	7	4.8	
vs. Missouri State	11/24/12	*	15	0-4	.316	0-2	.000	0-0	.875	0	4	4	4.8	4	0	0	1	1	0	0	3.8	
vs. UALR	11/25/12	*	17	2-4	.348	0-1	.000	0-0	.875	2	2	4	4.7	5	1	1	2	1	2	4	3.8	
at St. John's	11/29/12	*	21	2-2	.400	0-0	.000	2-4	.750	3	1	4	4.6	2	0	0	1	0	1	6	4.1	
CLEMSON	12/2/12	*	13	1-2	.407	0-0	.000	0-1	.692	1	2	3	4.4	4	0	1	0	1	0	2	3.9	
JACKSONVILLE ST	12/7/12																					
APPALACHIAN ST	12/19/12																					
vs. Manhattan	12/22/12																					
PRESBYTERIAN	12/29/12																					
SC STATE	1/5/13																					
at Miss State	1/9/13																					
AUBURN	1/12/13																					
at LSU	1/16/13																					
VANDERBILT	1/19/13																					
at Missouri	1/22/13																					
ARKANSAS	1/26/13																					
at Florida	1/30/13																					
GEORGIA	2/2/13																					
at Kentucky	2/5/13																					
TENNESSEE	2/10/13																					
LSU	2/14/13																					
at Alabama	2/16/13																					
OLE MISS	2/20/13																					
at Georgia	2/23/13																					
MISSOURI	2/28/13																					
at Texas A&M	3/2/13																					
MISS STATE	3/6/13																					
at Vanderbilt	3/9/13																					

### SEASON NOTES

Earned the start in season opener vs. Milwaukee (Nov. 11), pulled down just two rebounds in 14 minutes ... Posted 10 points and seven rebounds, including six on the offensive glass, vs. Morgan State (Nov. 16) ... Matched career high with three assists vs. Rider (Nov. 19) ... Collected a season high eight rebounds vs. Elon (Nov. 21) ... Collected four rebounds vs. Missouri State (Nov. 24) ... Scored four points, collected four rebounds and earned two steals vs. UALR (Nov. 25) ... Posted six points and four rebounds vs. St. John's (Nov. 29) ... Collected three rebounds vs. Clemson (Dec. 2) ...

### CAREER STATISTICS

Season	GP-GS	Min	Avg	FG	FGA	Pct	3FG	3FGA	Pct	FT	FTA	Pct	Off	Def	Tot	Avg	PF	FO	Ast	TO	Blk	Stl	Pts	Avg
2010-11	28-0	252	9.0	24	58	.414	6	19	.316	9	11	.818	22	37	59	2.1	40	1	4	14	5	7	63	2.3
2011-12	31-5	553	17.8	52	119	.437	11	41	.268	23	37	.622	50	73	123	4.0	81	1	18	31	20	23	138	4.5
2012-13	8-8	149	18.6	11	27	.407	0	4	.000	9	13	.692	18	17	35	4.4	29	2	8	11	5	5	31	3.9
<b>Totals</b>	<b>66-12</b>	<b>941</b>	<b>14.3</b>	<b>86</b>	<b>202</b>	<b>.426</b>	<b>17</b>	<b>64</b>	<b>.266</b>	<b>41</b>	<b>60</b>	<b>.683</b>	<b>89</b>	<b>125</b>	<b>214</b>	<b>3.2</b>	<b>146</b>	<b>4</b>	<b>29</b>	<b>56</b>	<b>29</b>	<b>35</b>	<b>230</b>	<b>3.5</b>

### CAREER SEC STATISTICS

Season	GP-GS	Min	Avg	FG	FGA	Pct	3FG	3FGA	Pct	FT	FTA	Pct	Off	Def	Tot	Avg	PF	FO	Ast	TO	Blk	Stl	Pts	Avg
2011	15-0	153	10.2	11	32	.344	4	11	.364	4	4	1.000	11	20	31	2.1	27	1	0	4	2	4	30	2.0
2012	16-5	256	16.0	19	46	.413	3	17	.176	9	14	.643	23	27	50	3.1	40	0	7	16	5	10	50	3.1
<b>Totals</b>	<b>31-5</b>	<b>409</b>	<b>13.2</b>	<b>30</b>	<b>78</b>	<b>.384</b>	<b>7</b>	<b>28</b>	<b>.250</b>	<b>13</b>	<b>18</b>	<b>.722</b>	<b>34</b>	<b>47</b>	<b>81</b>	<b>2.6</b>	<b>67</b>	<b>1</b>	<b>7</b>	<b>20</b>	<b>7</b>	<b>14</b>	<b>80</b>	<b>2.6</b>



## #5 - ERIC SMITH

JUNIOR | GUARD | 5'11" | 205 | 2 LETTERS  
MULLINS, S.C./CHRIST SCHOOL

### SMITH'S CAREER HIGHS

**POINTS**  
18, vs. Tenn. State (Nov. 20, 2011)

**FIELD GOALS**  
6, twice, last vs. Providence (Dec. 1, 2011)

**FIELD GOAL ATTEMPTS**  
13, vs. Providence (Dec. 1, 2011)

**3-POINT FIELD GOALS**  
5, vs. Tenn. State (Nov. 20, 2011)

**3-POINT FIELD GOAL ATTEMPTS**  
8, vs. Providence (Dec. 1, 2011)

**FREE THROWS**  
6, vs. Morgan State (Nov. 16, 2012)

**FREE THROW ATTEMPTS**  
9, vs. Morgan State (Nov. 16, 2012)

**REBOUNDS**  
3, 9 times, last vs. Clemson (Dec. 2, 2012)

**ASSISTS**  
7, vs. Ole Miss (Feb. 22, 2011)

**BLOCKS**  
1, vs. Milwaukee (Nov. 12, 2012)

**STEALS**  
3, vs. UALR (Nov. 25, 2012)

**MINUTES PLAYED**  
38, vs. Milwaukee (Nov. 11, 2012)

### SMITH'S SEASON HIGHS

**POINTS**  
17, vs. Morgan State (Nov. 16, 2012)

**FIELD GOALS**  
5, vs. Morgan State (Nov. 16, 2012)

**FIELD GOAL ATTEMPTS**  
9, vs. Morgan State (Nov. 16, 2012)

**3-POINT FIELD GOALS**  
1, 4 times, last vs. St. John's (Nov. 29, 2012)

**3-POINT FIELD GOAL ATTEMPTS**  
4, vs. St. John's (Nov. 29, 2012)

**FREE THROWS**  
6, vs. Morgan State (Nov. 16, 2012)

**FREE THROW ATTEMPTS**  
9, vs. Morgan State (Nov. 16, 2012)

**REBOUNDS**  
3, twice, last vs. Clemson (Dec. 2, 2012)

**ASSISTS**  
6, vs. Missouri State (Nov. 24, 2012)

**BLOCKS**  
1, vs. Milwaukee (Nov. 11, 2012)

**STEALS**  
3, vs. UALR (Nov. 25, 2012)

**MINUTES PLAYED**  
38, vs. Milwaukee (Nov. 11, 2012)

### 2012-13

Opponent	Date	GS	Min	FG-FGA	Pct	3FG-FGA	Pct	FT-FTA	Pct	Off	Def	Tot	Avg	PF	FO	A	TO	Blk	Stl	Pts	Avg
MILWAUKEE	11/11/12	*	38	2-9	.222	0-1	.000	2-2	1.000	0	1	1	1.0	1	0	4	4	1	1	6	6.0
MORGAN STATE	11/16/12	*	25	5-9	.389	1-3	.250	6-9	.727	0	2	2	1.5	1	0	0	3	0	0	17	11.5
RIDER	11/19/12	*	23	2-6	.375	0-3	.143	2-4	.667	1	1	2	1.7	4	0	3	1	0	1	6	9.7
ELON	11/21/12	*	20	1-5	.345	1-1	.250	0-0	.667	0	1	1	1.5	2	0	1	2	0	1	3	8.0
vs. Missouri State	11/24/12	*	33	0-2	.323	0-1	.222	2-2	.706	0	2	2	1.6	1	0	6	6	0	0	2	6.8
vs. UALR	11/25/12	*	30	4-7	.368	1-2	.273	3-4	.714	0	3	3	1.8	1	0	5	3	0	3	12	7.7
at St. John's	11/29/12	*	24	1-7	.333	1-4	.267	0-0	.714	2	0	2	1.9	4	0	2	2	0	0	3	7.0
CLEMSON	12/2/12	*	24	1-5	.320	0-1	.250	0-1	.682	1	2	3	2.0	2	0	3	2	0	1	2	6.4
JACKSONVILLE ST	12/7/12																				
APPALACHIAN ST	12/19/12																				
vs. Manhattan	12/22/12																				
PRESBYTERIAN	12/29/12																				
SC STATE	1/5/13																				
at Miss State	1/9/13																				
AUBURN	1/12/13																				
at LSU	1/16/13																				
VANDERBILT	1/19/13																				
at Missouri	1/22/13																				
ARKANSAS	1/26/13																				
at Florida	1/30/13																				
GEORGIA	2/2/13																				
at Kentucky	2/5/13																				
TENNESSEE	2/10/13																				
LSU	2/14/13																				
at Alabama	2/16/13																				
OLE MISS	2/20/13																				
at Georgia	2/23/13																				
MISSOURI	2/28/13																				
at Texas A&M	3/2/13																				
MISS STATE	3/6/13																				
at Vanderbilt	3/9/13																				

### SEASON NOTES

Solid in season opener vs. Milwaukee (Nov. 11), posting six points and four assists ... Was just one point shy of matching career high with 17 vs. Morgan State (Nov. 16) ... Set career highs with six made free throws and nine attempts vs. the Bears ... Was in foul trouble, but posted three assists and six points vs. Rider (Nov. 19) ... Posted an assist and steal, with three points vs. Elon (Nov. 21) ... Dished a season high six assists vs. Missouri State (Nov. 24) ... Scored 12 points and dished five assists vs. UALR (Nov. 25) ... Also career high three steals vs. UALR ... Scored three points and posted two assists vs. St. John's (Nov. 29) ... Was in foul trouble early vs. the Red Storm ... Matched career high with three rebounds vs. Clemson (Dec. 2); also three assists vs. Tigers ...

### CAREER STATISTICS

Season	GP-GS	Min	Avg	FG	FGA	Pct	3FG	3FGA	Pct	FT	FTA	Pct	Off	Def	Tot	Avg	PF	FO	Ast	TO	Blk	Stl	Pts	Avg
2010-11	28-0	371	13.3	20	66	.303	8	35	.229	20	32	.625	6	16	22	0.8	29	0	42	25	0	6	68	2.4
2011-12	28-13	399	14.3	42	102	.412	20	50	.400	11	18	.611	3	23	26	0.9	27	1	33	36	0	11	115	4.1
2012-13	8-8	217	27.1	16	50	.320	4	16	.250	15	22	.682	4	12	16	2.0	16	0	24	23	1	7	51	6.4
<b>Totals</b>	<b>63-20</b>	<b>963</b>	<b>15.3</b>	<b>77</b>	<b>213</b>	<b>.362</b>	<b>32</b>	<b>100</b>	<b>.320</b>	<b>46</b>	<b>71</b>	<b>.648</b>	<b>12</b>	<b>49</b>	<b>61</b>	<b>1.0</b>	<b>70</b>	<b>1</b>	<b>96</b>	<b>82</b>	<b>1</b>	<b>23</b>	<b>232</b>	<b>3.7</b>

### CAREER SEC STATISTICS

Season	GP-GS	Min	Avg	FG	FGA	Pct	3FG	3FGA	Pct	FT	FTA	Pct	Off	Def	Tot	Avg	PF	FO	Ast	TO	Blk	Stl	Pts	Avg
2011	16-0	260	16.3	15	49	.306	6	24	.250	13	17	.765	6	7	13	0.8	18	0	23	15	0	4	49	3.1
2012	13-2	103	7.9	6	26	.231	2	9	.222	6	6	1.000	0	9	9	0.7	4	0	8	8	0	3	20	1.5
<b>Totals</b>	<b>29-2</b>	<b>363</b>	<b>12.5</b>	<b>21</b>	<b>75</b>	<b>.280</b>	<b>8</b>	<b>33</b>	<b>.242</b>	<b>19</b>	<b>23</b>	<b>.826</b>	<b>6</b>	<b>16</b>	<b>22</b>	<b>0.8</b>	<b>22</b>	<b>0</b>	<b>31</b>	<b>23</b>	<b>0</b>	<b>7</b>	<b>69</b>	<b>2.4</b>



## #1 - BRENTON WILLIAMS

JUNIOR | GUARD | 5'11" | 175 | 1 LETTER  
KISSIMMEE, FLA./OSCEOLA/SANTA FE COLLEGE

### WILLIAMS' CAREER HIGHS

**POINTS**  
22, vs. Rider (Nov. 19, 2012)

**FIELD GOALS**  
7, vs. Rider (Nov. 19, 2012)

**FIELD GOAL ATTEMPTS**  
13, vs. Morgan State (Nov. 16, 2012)

**3-POINT FIELD GOALS**  
5, vs. Rider (Nov. 19, 2012)

**3-POINT FIELD GOAL ATTEMPTS**  
8, vs. Rider (Nov. 19, 2012)

**FREE THROWS**  
8, twice, last vs. Milwaukee (Nov. 11, 2012)

**FREE THROW ATTEMPTS**  
8, twice, last vs. Milwaukee (Nov. 11, 2012)

**REBOUNDS**  
4, twice, last vs. Rider (Nov. 19, 2012)

**ASSISTS**  
4, vs. Rider (Nov. 19, 2012)

**BLOCKS**  
1, 4 times, last vs. Elon (Nov. 21, 2012)

**STEALS**  
5, vs. Western Carolina (Nov. 11, 2011)

**MINUTES PLAYED**  
38, vs. Rider (Nov. 19, 2012)

### WILLIAMS' SEASON HIGHS

**POINTS**  
22, vs. Rider (Nov. 19, 2012)

**FIELD GOALS**  
7, twice, last vs. UALR (Nov. 25, 2012)

**FIELD GOAL ATTEMPTS**  
13, vs. Morgan State (Nov. 16, 2012)

**3-POINT FIELD GOALS**  
5, vs. Rider (Nov. 19, 2012)

**3-POINT FIELD GOAL ATTEMPTS**  
8, vs. Rider (Nov. 19, 2012)

**FREE THROWS**  
8, vs. Milwaukee (Nov. 11, 2012)

**FREE THROW ATTEMPTS**  
8, vs. Milwaukee (Nov. 11, 2012)

**REBOUNDS**  
4, vs. Rider (Nov. 19, 2012)

**ASSISTS**  
4, vs. Rider (Nov. 19, 2012)

**BLOCKS**  
1, twice, last vs. Elon (Nov. 21, 2012)

**STEALS**  
2, vs. UALR (Nov. 25, 2012)

**MINUTES PLAYED**  
38, vs. Rider (Nov. 19, 2012)

### 2012-13

Opponent	Date	GS	Min	FG-FGA	Pct	3FG-FGA	Pct	FT-FTA	Pct	Off	Def	Tot	Avg	PF	FO	A	TO	Blk	Stl	Pts	Avg
MILWAUKEE	11/11/12	13	3-6	.500	0-2	.000	8-8	1.000	0	1	1	1.0	3	0	0	4	0	1	14	14.0	
MORGAN STATE	11/16/12	*	27	5-13	.421	1-4	.167	3-3	1.000	0	3	3	2.0	0	0	2	3	0	0	14	14.0
RIDER	11/19/12	*	38	7-12	.484	5-8	.429	3-3	1.000	0	4	4	2.7	3	0	4	0	1	0	22	16.7
ELON	11/21/12	*	24	2-6	.459	1-3	.412	4-6	.900	1	2	3	2.8	2	0	0	4	1	1	9	14.8
vs. Missouri State	11/24/12		13	1-2	.462	0-0	.000	3-4	.875	0	2	2	2.6	4	0	3	2	0	0	5	12.8
vs. UALR	11/25/12		23	7-7	.543	1-1	.444	2-2	.885	1	0	1	2.3	0	0	3	0	2	17	13.5	
at St. John's	11/29/12		12	4-7	.547	2-4	.455	0-0	.885	0	2	2	2.3	0	0	1	0	0	1	10	13.0
CLEMSON	12/2/12		33	5-11	.531	2-7	.414	4-4	.900	2	1	3	2.4	2	0	2	0	0	16	13.4	
JACKSONVILLE ST	12/7/12																				
APPALACHIAN ST	12/19/12																				
vs. Manhattan	12/22/12																				
PRESBYTERIAN	12/29/12																				
SC STATE	1/5/13																				
at Miss State	1/9/13																				
AUBURN	1/12/13																				
at LSU	1/16/13																				
VANDERBILT	1/19/13																				
at Missouri	1/22/13																				
ARKANSAS	1/26/13																				
at Florida	1/30/13																				
GEORGIA	2/2/13																				
at Kentucky	2/5/13																				
TENNESSEE	2/10/13																				
LSU	2/14/13																				
at Alabama	2/16/13																				
OLE MISS	2/20/13																				
at Georgia	2/23/13																				
MISSOURI	2/28/13																				
at Texas A&M	3/2/13																				
MISS STATE	3/6/13																				
at Vanderbilt	3/9/13																				

### SEASON NOTES

Instrumental in season opener win vs. Milwaukee (Nov. 11), scored 14 points, including 12 during overtime to secure the win; was a perfect 8-of-8 from the free throw line in overtime ... Earned first-career start vs. Morgan State (Nov. 16), posting 14 points and matching career best with two assists ... Career night vs. Rider (Nov. 19), posting all-time highs in points (22), made 3-point baskets (5), 3-point attempts (8) and minutes played (38) ... Scored nine points, all in the second half, vs. Elon (Nov. 21) ... Scored five points vs. Missouri State (Nov. 24) ... Posted 17 points on 7-of-7 shooting from the field vs. UALR (Nov. 25) ... Suffered a neck injury in contest vs. St. John's (Nov. 29) ... Was transported to a local hospital in Queens, N.Y.; was released shortly after and returned to Columbia with the team ... Team high 16 points and three rebounds vs. Clemson (Dec. 2) ...

### CAREER STATISTICS

Season	GP-GS	Min	Avg	FG	FGA	Pct	3FG	3FGA	Pct	FT	FTA	Pct	Off	Def	Tot	Avg	PF	FO	Ast	TO	Blk	Stl	Pts	Avg
2011-12	23-0	323	14.0	46	117	.393	26	66	.394	23	28	.821	4	15	19	0.8	27	1	13	19	2	15	141	6.1
2012-13	8-3	183	22.9	34	64	.531	12	29	.414	27	30	.900	4	15	19	2.4	14	0	10	18	2	5	107	13.4
<b>Totals</b>	<b>31-3</b>	<b>506</b>	<b>16.3</b>	<b>80</b>	<b>181</b>	<b>.442</b>	<b>38</b>	<b>95</b>	<b>.400</b>	<b>50</b>	<b>58</b>	<b>.862</b>	<b>8</b>	<b>30</b>	<b>38</b>	<b>1.2</b>	<b>41</b>	<b>1</b>	<b>23</b>	<b>37</b>	<b>4</b>	<b>20</b>	<b>248</b>	<b>8.0</b>

### CAREER SEC STATISTICS

Season	GP-GS	Min	Avg	FG	FGA	Pct	3FG	3FGA	Pct	FT	FTA	Pct	Off	Def	Tot	Avg	PF	FO	Ast	TO	Blk	Stl	Pts	Avg
2012	15-0	230	15.3	32	83	.386	20	50	.400	11	14	.786	4	12	16	1.1	20	1	7	10	2	7	95	6.3





## #45 - CARLTON GEATHERS

R-SO. | FORWARD | 6'10" | 255 | 1 LETTER  
 GEORGETOWN, S.C./CARVERS BAY

### GEATHERS' CAREER HIGHS

**POINTS**  
 4, 3 times, last vs. SC State (Jan. 3, 2012)

**FIELD GOALS**  
 2, twice, last vs. SC State (Jan. 3, 2012)

**FIELD GOAL ATTEMPTS**  
 4, vs. Western Carolina (Nov. 11, 2011)

**3-POINT FIELD GOALS**  
 -

**3-POINT FIELD GOAL ATTEMPTS**  
 -

**FREE THROWS**  
 2, 3 times, last at Tennessee (Feb. 8, 2012)

**FREE THROW ATTEMPTS**  
 2, 6 times, last at Georgia (March 3, 2012)

**REBOUNDS**  
 6, vs. Western Carolina (Nov. 11, 2011)

**ASSISTS**  
 1, vs. SC State (Jan. 3, 2012)

**BLOCKS**  
 3, 3 times, last at Georgia (March 3, 2012)

**STEALS**  
 2, vs. Vanderbilt (Jan. 10, 2012)

**MINUTES PLAYED**  
 21, vs. Tennessee (Feb. 25, 2012)

### GEATHERS' SEASON HIGHS

**POINTS**  
 -

**FIELD GOALS**  
 -

**FIELD GOAL ATTEMPTS**  
 -

**3-POINT FIELD GOALS**  
 -

**3-POINT FIELD GOAL ATTEMPTS**  
 -

**FREE THROWS**  
 -

**FREE THROW ATTEMPTS**  
 -

**REBOUNDS**  
 -

**ASSISTS**  
 -

**BLOCKS**  
 -

**STEALS**  
 -

**MINUTES PLAYED**  
 -

### 2012-13

Opponent	Date	GS	Min	FG-FGA	Pct	3FG-FGA	Pct	FT-FTA	Pct	Off	Def	Tot	Avg	PF	FO	A	TO	Blk	Stl	Pts	Avg	
MILWAUKEE	11/11/12	-	-	-	-	-	-	DNP - injured	-	-	-	-	-	-	-	-	-	-	-	-	-	-
MORGAN STATE	11/16/12	-	-	-	-	-	-	DNP - injured	-	-	-	-	-	-	-	-	-	-	-	-	-	-
RIDER	11/19/12	-	-	-	-	-	-	DNP - injured	-	-	-	-	-	-	-	-	-	-	-	-	-	-
ELON	11/21/12	-	-	-	-	-	-	DNP - injured	-	-	-	-	-	-	-	-	-	-	-	-	-	-
vs. Missouri State	11/24/12	-	-	-	-	-	-	DNP - injured	-	-	-	-	-	-	-	-	-	-	-	-	-	-
vs. UALR	11/25/12	-	-	-	-	-	-	DNP - injured	-	-	-	-	-	-	-	-	-	-	-	-	-	-
at St. John's	11/29/12	-	-	-	-	-	-	DNP - injured	-	-	-	-	-	-	-	-	-	-	-	-	-	-
CLEMSON	12/2/12	-	-	-	-	-	-	-	-	-	-	-	-	-	-	-	-	-	-	-	-	-
JACKSONVILLE ST	12/7/12	-	-	-	-	-	-	-	-	-	-	-	-	-	-	-	-	-	-	-	-	-
APPALACHIAN ST	12/19/12	-	-	-	-	-	-	-	-	-	-	-	-	-	-	-	-	-	-	-	-	-
vs. Manhattan	12/22/12	-	-	-	-	-	-	-	-	-	-	-	-	-	-	-	-	-	-	-	-	-
PRESBYTERIAN	12/29/12	-	-	-	-	-	-	-	-	-	-	-	-	-	-	-	-	-	-	-	-	-
SC STATE	1/5/13	-	-	-	-	-	-	-	-	-	-	-	-	-	-	-	-	-	-	-	-	-
at Miss State	1/9/13	-	-	-	-	-	-	-	-	-	-	-	-	-	-	-	-	-	-	-	-	-
AUBURN	1/12/13	-	-	-	-	-	-	-	-	-	-	-	-	-	-	-	-	-	-	-	-	-
at LSU	1/16/13	-	-	-	-	-	-	-	-	-	-	-	-	-	-	-	-	-	-	-	-	-
VANDERBILT	1/19/13	-	-	-	-	-	-	-	-	-	-	-	-	-	-	-	-	-	-	-	-	-
at Missouri	1/22/13	-	-	-	-	-	-	-	-	-	-	-	-	-	-	-	-	-	-	-	-	-
ARKANSAS	1/26/13	-	-	-	-	-	-	-	-	-	-	-	-	-	-	-	-	-	-	-	-	-
at Florida	1/30/13	-	-	-	-	-	-	-	-	-	-	-	-	-	-	-	-	-	-	-	-	-
GEORGIA	2/2/13	-	-	-	-	-	-	-	-	-	-	-	-	-	-	-	-	-	-	-	-	-
at Kentucky	2/5/13	-	-	-	-	-	-	-	-	-	-	-	-	-	-	-	-	-	-	-	-	-
TENNESSEE	2/10/13	-	-	-	-	-	-	-	-	-	-	-	-	-	-	-	-	-	-	-	-	-
LSU	2/14/13	-	-	-	-	-	-	-	-	-	-	-	-	-	-	-	-	-	-	-	-	-
at Alabama	2/16/13	-	-	-	-	-	-	-	-	-	-	-	-	-	-	-	-	-	-	-	-	-
OLE MISS	2/20/13	-	-	-	-	-	-	-	-	-	-	-	-	-	-	-	-	-	-	-	-	-
at Georgia	2/23/13	-	-	-	-	-	-	-	-	-	-	-	-	-	-	-	-	-	-	-	-	-
MISSOURI	2/28/13	-	-	-	-	-	-	-	-	-	-	-	-	-	-	-	-	-	-	-	-	-
at Texas A&M	3/2/13	-	-	-	-	-	-	-	-	-	-	-	-	-	-	-	-	-	-	-	-	-
MISS STATE	3/6/13	-	-	-	-	-	-	-	-	-	-	-	-	-	-	-	-	-	-	-	-	-
at Vanderbilt	3/9/13	-	-	-	-	-	-	-	-	-	-	-	-	-	-	-	-	-	-	-	-	-

### SEASON NOTES

Out indefinitely after fracturing knee cap during the summer.

### CAREER STATISTICS

Season	GP-GS	Min	Avg	FG	FGA	Pct	3FG	3FGA	Pct	FT	FTA	Pct	Off	Def	Tot	Avg	PF	FO	Ast	TO	Blk	Stl	Pts	Avg
2011-12	28-1	219	7.8	10	23	.435	0	0	.000	8	12	.667	15	28	43	1.5	24	0	1	7	17	6	28	1.0
2012-13																								

Totals

### CAREER SEC STATISTICS

Season	GP-GS	Min	Avg	FG	FGA	Pct	3FG	3FGA	Pct	FT	FTA	Pct	Off	Def	Tot	Avg	PF	FO	Ast	TO	Blk	Stl	Pts	Avg
2012	13-1	98	7.5	2	7	.286	0	0	.000	5	8	.625	6	7	13	1.0	8	0	0	3	7	5	9	0.7



## #32 - DAMIEN LEONARD

SOPHOMORE | GUARD | 6'4" | 190 | 1 LETTER  
GREENVILLE. S.C./J.L. MANN

### LEONARD'S CAREER HIGHS

**POINTS**  
19, vs. Kentucky (Feb. 4, 2012)

**FIELD GOALS**  
7, vs. Kentucky (Feb. 4, 2012)

**FIELD GOAL ATTEMPTS**  
17, vs. Elon (Nov. 15, 2011)

**3-POINT FIELD GOALS**  
5, vs. North Carolina (Nov. 25, 2011)

**3-POINT FIELD GOAL ATTEMPTS**  
11, twice, last vs. N. Carolina (Nov. 25, 2011)

**FREE THROWS**  
2, 5 times, last at Kentucky (Jan. 7, 2012)

**FREE THROW ATTEMPTS**  
4, vs. Tenn. State (Nov. 20, 2011)

**REBOUNDS**  
4, vs. Tennessee (Feb. 25, 2012)

**ASSISTS**  
3, at Ole Miss (Jan. 28, 2012)

**BLOCKS**  
1, 4 times, last vs. Rider (Nov. 19, 2012)

**STEALS**  
2, twice, last vs. Tenn. State (Nov. 20, 2011)

**MINUTES PLAYED**  
37, vs. Alabama (March 8, 2012)

### LEONARD'S SEASON HIGHS

**POINTS**  
6, 3 times, last vs. Elon (Nov. 21, 2012)

**FIELD GOALS**  
3, vs. Morgan State (Nov. 16, 2012)

**FIELD GOAL ATTEMPTS**  
6, twice, last vs. Elon (Nov. 21, 2012)

**3-POINT FIELD GOALS**  
2, twice, last vs. Elon (Nov. 21, 2012)

**3-POINT FIELD GOAL ATTEMPTS**  
5, twice, last vs. Elon (Nov. 21, 2012)

**FREE THROWS**  
-

**FREE THROW ATTEMPTS**  
-

**REBOUNDS**  
2, twice, last vs. Elon (Nov. 21, 2012)

**ASSISTS**  
2, vs. Rider (Nov. 19, 2012)

**BLOCKS**  
1, vs. Morgan State (Nov. 16, 2012)

**STEALS**  
1, twice, last vs. Missouri State (Nov. 24, 2012)

**MINUTES PLAYED**  
19, vs. Elon (Nov. 21, 2012)

### 2012-13

Opponent	Date	GS	Min	FG-FGA	Pct	3FG-FGA	Pct	FT-FTA	Pct	Off	Def	Tot	Avg	PF	FO	A	TO	Blk	Stl	Pts	Avg
MILWAUKEE	11/11/12	5	0-1	.000	0-1	.000	0-0	.000	1	0	1	1.0	1	0	0	0	0	0	0	0	0.0
MORGAN STATE	11/16/12	17	3-3	.750	0-0	.000	0-0	.000	0	2	2	1.5	1	0	0	2	1	0	6	3.0	
RIDER	11/19/12	7	2-6	.500	2-5	.333	0-0	.000	0	0	0	1.0	1	0	2	4	0	1	6	4.0	
ELON	11/21/12	19	2-6	.438	2-5	.364	0-0	.000	1	1	2	1.3	0	0	0	1	0	0	6	4.5	
vs. Missouri State	11/24/12	5	0-0	.438	0-0	.364	0-0	.000	0	0	0	1.0	1	0	0	1	0	1	0	3.6	
vs. UALR	11/25/12	7	0-1	.412	0-1	.333	0-0	.000	0	1	1	1.0	2	0	0	2	0	0	0	3.0	
at St. John's	11/29/12	4	0-1	.389	0-1	.308	0-0	.000	0	0	0	0.9	0	0	0	0	0	0	0	2.6	
CLEMSON	12/2/12	-	-	-	-	-	-	-	-	-	-	-	-	-	-	-	-	-	-	-	
JACKSONVILLE ST	12/7/12	-	-	-	-	-	-	-	-	-	-	-	-	-	-	-	-	-	-	-	
APPALACHIAN ST	12/19/12	-	-	-	-	-	-	-	-	-	-	-	-	-	-	-	-	-	-	-	
vs. Manhattan	12/22/12	-	-	-	-	-	-	-	-	-	-	-	-	-	-	-	-	-	-	-	
PRESBYTERIAN	12/29/12	-	-	-	-	-	-	-	-	-	-	-	-	-	-	-	-	-	-	-	
SC STATE	1/5/13	-	-	-	-	-	-	-	-	-	-	-	-	-	-	-	-	-	-	-	
at Miss State	1/9/13	-	-	-	-	-	-	-	-	-	-	-	-	-	-	-	-	-	-	-	
AUBURN	1/12/13	-	-	-	-	-	-	-	-	-	-	-	-	-	-	-	-	-	-	-	
at LSU	1/16/13	-	-	-	-	-	-	-	-	-	-	-	-	-	-	-	-	-	-	-	
VANDERBILT	1/19/13	-	-	-	-	-	-	-	-	-	-	-	-	-	-	-	-	-	-	-	
at Missouri	1/22/13	-	-	-	-	-	-	-	-	-	-	-	-	-	-	-	-	-	-	-	
ARKANSAS	1/26/13	-	-	-	-	-	-	-	-	-	-	-	-	-	-	-	-	-	-	-	
at Florida	1/30/13	-	-	-	-	-	-	-	-	-	-	-	-	-	-	-	-	-	-	-	
GEORGIA	2/2/13	-	-	-	-	-	-	-	-	-	-	-	-	-	-	-	-	-	-	-	
at Kentucky	2/5/13	-	-	-	-	-	-	-	-	-	-	-	-	-	-	-	-	-	-	-	
TENNESSEE	2/10/13	-	-	-	-	-	-	-	-	-	-	-	-	-	-	-	-	-	-	-	
LSU	2/14/13	-	-	-	-	-	-	-	-	-	-	-	-	-	-	-	-	-	-	-	
at Alabama	2/16/13	-	-	-	-	-	-	-	-	-	-	-	-	-	-	-	-	-	-	-	
OLE MISS	2/20/13	-	-	-	-	-	-	-	-	-	-	-	-	-	-	-	-	-	-	-	
at Georgia	2/23/13	-	-	-	-	-	-	-	-	-	-	-	-	-	-	-	-	-	-	-	
MISSOURI	2/28/13	-	-	-	-	-	-	-	-	-	-	-	-	-	-	-	-	-	-	-	
at Texas A&M	3/2/13	-	-	-	-	-	-	-	-	-	-	-	-	-	-	-	-	-	-	-	
MISS STATE	3/6/13	-	-	-	-	-	-	-	-	-	-	-	-	-	-	-	-	-	-	-	
at Vanderbilt	3/9/13	-	-	-	-	-	-	-	-	-	-	-	-	-	-	-	-	-	-	-	

### SEASON NOTES

Saw action in the season opener vs. Milwaukee (Nov. 11), but continues to recover from surgery on a broken nose ... Scored six points on a perfect 3-of-3 shooting from the floor vs. Morgan State (Nov. 16) ... Posted six points and two assists vs. Rider (Nov. 19) ... Scored six points on two made 3s vs. Elon (Nov. 21) ... Saw action vs. Missouri State (Nov. 24) and UALR (Nov. 25) ... Saw action off the bench vs. St. John's (Nov. 29) ...

### CAREER STATISTICS

Season	GP-GS	Min	Avg	FG	FGA	Pct	3FG	3FGA	Pct	FT	FTA	Pct	Off	Def	Tot	Avg	PF	FO	Ast	TO	Blk	Stl	Pts	Avg
2011-12	31-20	652	21.0	71	230	.309	54	171	.316	15	25	.600	11	31	42	1.4	45	0	14	36	2	14	211	6.8
2012-13	7-0	64	9.1	7	18	.389	4	13	.308	0	0	.000	2	4	6	0.9	6	0	2	10	1	2	18	2.6
<b>Total</b>	<b>38-20</b>	<b>716</b>	<b>18.8</b>	<b>78</b>	<b>248</b>	<b>.315</b>	<b>58</b>	<b>184</b>	<b>.315</b>	<b>15</b>	<b>25</b>	<b>.600</b>	<b>13</b>	<b>35</b>	<b>48</b>	<b>1.3</b>	<b>51</b>	<b>0</b>	<b>16</b>	<b>46</b>	<b>3</b>	<b>16</b>	<b>229</b>	<b>6.0</b>

### CAREER SEC STATISTICS

Season	GP-GS	Min	Avg	FG	FGA	Pct	3FG	3FGA	Pct	FT	FTA	Pct	Off	Def	Tot	Avg	PF	FO	Ast	TO	Blk	Stl	Pts	Avg
2012	16-12	346	21.6	36	117	.308	25	85	.294	4	7	.571	5	15	20	1.3	22	0	7	14	1	7	101	6.3



## #55 - SHANE PHILLIPS

**SENIOR | GUARD | 5'10" | 170 | 1 LETTER**  
**PITTSBURGH, PA./WHEELING CENTRAL (W.VA.)**

### PHILLIPS' CAREER HIGHS

**POINTS**  
 1, vs. SC State (Jan. 3, 2012)  
**FIELD GOAL ATTEMPTS**  
 3, vs. SC State (Jan. 3, 2012)  
**3-POINT FIELD GOAL ATTEMPTS**  
 2, vs. SC State (Jan. 3, 2012)  
**FREE THROWS**  
 1, vs. SC State (Jan. 3, 2012)  
**FREE THROW ATTEMPTS**  
 2, vs. SC State (Jan. 3, 2012)  
**MINUTES PLAYED**  
 2, vs. SC State (Jan. 3, 2012)

### PHILLIPS' SEASON HIGHS

**POINTS**  
 -  
**FIELD GOALS**  
 -  
**FIELD GOAL ATTEMPTS**  
 1, vs. St. John's (Nov. 29, 2012)  
**3-POINT FIELD GOALS**  
 -  
**3-POINT FIELD GOAL ATTEMPTS**  
 1, vs. St. John's (Nov. 29, 2012)  
**FREE THROWS**  
 -  
**FREE THROW ATTEMPTS**  
 -  
**REBOUNDS**  
 -  
**ASSISTS**  
 1, vs. St. John's (Nov. 29, 2012)  
**BLOCKS**  
 -  
**STEALS**  
 -  
**MINUTES PLAYED**  
 1, 3 times, last vs. UALR (Nov. 25, 2012)

### 2012-13

Opponent	Date	GS	Min	FG-FGA	Pct	3FG-FGA	Pct	FT-FTA	Pct	Off	Def	Tot	Avg	PF	FO	A	TO	Blk	Stl	Pts	Avg	
MILWAUKEE	11/11/12	-	-	-	-	-	-	-	-	-	-	-	-	-	-	-	-	-	-	-	-	-
MORGAN STATE	11/16/12	1	0-0	.000	0-0	.000	0-0	.000	0	0	0	0.0	0	0	0	0	0	0	0	0	0.0	
RIDER	11/19/12	-	-	-	-	-	-	-	-	-	-	-	-	-	-	-	-	-	-	-	-	-
ELON	11/21/12	-	-	-	-	-	-	-	-	-	-	-	-	-	-	-	-	-	-	-	-	-
vs. Missouri State	11/24/12	1	0-0	.000	0-0	.000	0-0	.000	0	0	0	0.0	0	0	0	0	0	0	0	0	0.0	
vs. UALR	11/25/12	1	0-0	.000	0-0	.000	0-0	.000	0	0	0	0.0	0	0	0	0	0	0	0	0	0.0	
at St. John's	11/29/12	5	0-1	.000	0-1	.000	0-0	.000	0	0	0	0.0	0	0	1	0	0	0	0	0	0.0	
CLEMSON	12/2/12	-	-	-	-	-	-	-	-	-	-	-	-	-	-	-	-	-	-	-	-	-
JACKSONVILLE ST	12/7/12	-	-	-	-	-	-	-	-	-	-	-	-	-	-	-	-	-	-	-	-	-
APPALACHIAN ST	12/19/12	-	-	-	-	-	-	-	-	-	-	-	-	-	-	-	-	-	-	-	-	-
vs. Manhattan	12/22/12	-	-	-	-	-	-	-	-	-	-	-	-	-	-	-	-	-	-	-	-	-
PRESBYTERIAN	12/29/12	-	-	-	-	-	-	-	-	-	-	-	-	-	-	-	-	-	-	-	-	-
SC STATE	1/5/13	-	-	-	-	-	-	-	-	-	-	-	-	-	-	-	-	-	-	-	-	-
at Miss State	1/9/13	-	-	-	-	-	-	-	-	-	-	-	-	-	-	-	-	-	-	-	-	-
AUBURN	1/12/13	-	-	-	-	-	-	-	-	-	-	-	-	-	-	-	-	-	-	-	-	-
at LSU	1/16/13	-	-	-	-	-	-	-	-	-	-	-	-	-	-	-	-	-	-	-	-	-
VANDERBILT	1/19/13	-	-	-	-	-	-	-	-	-	-	-	-	-	-	-	-	-	-	-	-	-
at Missouri	1/22/13	-	-	-	-	-	-	-	-	-	-	-	-	-	-	-	-	-	-	-	-	-
ARKANSAS	1/26/13	-	-	-	-	-	-	-	-	-	-	-	-	-	-	-	-	-	-	-	-	-
at Florida	1/30/13	-	-	-	-	-	-	-	-	-	-	-	-	-	-	-	-	-	-	-	-	-
GEORGIA	2/2/13	-	-	-	-	-	-	-	-	-	-	-	-	-	-	-	-	-	-	-	-	-
at Kentucky	2/5/13	-	-	-	-	-	-	-	-	-	-	-	-	-	-	-	-	-	-	-	-	-
TENNESSEE	2/10/13	-	-	-	-	-	-	-	-	-	-	-	-	-	-	-	-	-	-	-	-	-
LSU	2/14/13	-	-	-	-	-	-	-	-	-	-	-	-	-	-	-	-	-	-	-	-	-
at Alabama	2/16/13	-	-	-	-	-	-	-	-	-	-	-	-	-	-	-	-	-	-	-	-	-
OLE MISS	2/20/13	-	-	-	-	-	-	-	-	-	-	-	-	-	-	-	-	-	-	-	-	-
at Georgia	2/23/13	-	-	-	-	-	-	-	-	-	-	-	-	-	-	-	-	-	-	-	-	-
MISSOURI	2/28/13	-	-	-	-	-	-	-	-	-	-	-	-	-	-	-	-	-	-	-	-	-
at Texas A&M	3/2/13	-	-	-	-	-	-	-	-	-	-	-	-	-	-	-	-	-	-	-	-	-
MISS STATE	3/6/13	-	-	-	-	-	-	-	-	-	-	-	-	-	-	-	-	-	-	-	-	-
at Vanderbilt	3/9/13	-	-	-	-	-	-	-	-	-	-	-	-	-	-	-	-	-	-	-	-	-

### SEASON NOTES

Did not see game action vs. Milwaukee (Nov. 11) ... Played one minute vs. Morgan State (Nov. 16) ... Saw time vs. Missouri State (Nov. 24) and UALR (Nov. 25) ... Posted an assist vs. St. John's (Nov. 29) ...

### CAREER STATISTICS

Season	GP-GS	Min	Avg	FG	FGA	Pct	3FG	3FGA	Pct	FT	FTA	Pct	Off	Def	Tot	Avg	PF	FO	Ast	TO	Blk	Stl	Pts	Avg
2011-12	1-0	2	2.0	0	3	.000	0	2	.000	1	2	.500	0	0	0	0.0	0	0	0	1	0	0	1	1.0
2012-13	4-0	8	2.0	0	1	.000	0	1	.000	0	0	.000	0	0	0	0.0	0	0	1	0	0	0	0	0.0
<b>Totals</b>	<b>5-0</b>	<b>10</b>	<b>2.0</b>	<b>0</b>	<b>4</b>	<b>.000</b>	<b>0</b>	<b>3</b>	<b>.000</b>	<b>1</b>	<b>2</b>	<b>.500</b>	<b>0</b>	<b>0</b>	<b>0</b>	<b>0.0</b>	<b>0</b>	<b>0</b>	<b>1</b>	<b>1</b>	<b>0</b>	<b>0</b>	<b>1</b>	<b>0.2</b>



# #0 - LASHAY PAGE

**SENIOR | GUARD | 6'2" | 195 | 2 LETTERS  
DILLON, S.C./CHIPOLA JC/SOUTHERN MISS.**

## PAGE'S CAREER HIGHS

- POINTS**  
30, at Colorado State (Nov. 19, 2011)\*
- FIELD GOALS**  
11, at Colorado State (Nov. 19, 2011)\*
- FIELD GOAL ATTEMPTS**  
18, vs. Milwaukee (Nov. 11, 2012)
- 3-POINT FIELD GOALS**  
8, at Colorado State (Nov. 19, 2011)\*
- 3-POINT FIELD GOAL ATTEMPTS**  
11, three times, last vs. E. Carolina (Jan. 4, 2012)\*
- FREE THROWS**  
7, twice, last vs. Missouri State (Nov. 24, 2012)
- FREE THROW ATTEMPTS**  
8, vs. Missouri State (Nov. 24, 2012)
- REBOUNDS**  
10, vs. Memphis (Feb. 1, 2012)\*
- ASSISTS**  
3, at Rice (Jan. 12, 2011)\*
- BLOCKS**  
2, vs. Alcorn State (Dec. 1, 2010)\*
- STEALS**  
2, 5 times, last vs. Morgan State (Nov. 16, 2012)
- MINUTES PLAYED**  
46 vs. Murray State (Nov. 26, 2011)\*

\* at Southern Mississippi

## PAGE'S SEASON HIGHS

- POINTS**  
22, vs. Missouri State (Nov. 24, 2012)
- FIELD GOALS**  
7, vs. Milwaukee (Nov. 11, 2012)
- FIELD GOAL ATTEMPTS**  
18, vs. Milwaukee (Nov. 11, 2012)
- 3-POINT FIELD GOALS**  
4, vs. Rider (Nov. 19, 2012)
- 3-POINT FIELD GOAL ATTEMPTS**  
7, twice, last vs. UALR (Nov. 25, 2012)
- FREE THROWS**  
7, vs. Missouri State (Nov. 24, 2012)
- FREE THROW ATTEMPTS**  
8, vs. Missouri State (Nov. 24, 2012)
- REBOUNDS**  
6, twice, last vs. Missouri State (Nov. 24, 2012)
- ASSISTS**  
2, vs. Milwaukee (Nov. 11, 2012)
- BLOCKS**  
1, vs. St. John's (Nov. 29, 2012)
- STEALS**  
2, vs. Morgan State (Nov. 16, 2012)
- MINUTES PLAYED**  
36, vs. Missouri State (Nov. 24, 2012)

## 2012-13

Opponent	Date	GS	Min	FG-FGA	Pct	3FG-FGA	Pct	FT-FTA	Pct	Off	Def	Tot	Avg	PF	FO	A	TO	Blk	Stl	Pts	Avg
MILWAUKEE	11/11/12	*	35	7-18	.389	0-6	.000	5-7	.714	0	1	1	1.0	0	0	2	1	0	0	19	19.0
MORGAN STATE	11/16/12	*	30	6-13	.419	2-6	.167	6-6	.846	1	4	5	3.0	3	0	1	2	0	2	20	19.5
RIDER	11/19/12	*	22	4-9	.425	4-6	.333	0-0	.846	0	6	6	4.0	3	0	1	2	0	0	12	17.0
ELON	11/21/12	*	21	1-8	.375	1-4	.318	1-2	.800	1	2	3	3.8	3	0	1	3	0	1	4	13.8
vs. Missouri State	11/24/12	*	36	6-11	.407	3-7	.345	7-8	.826	0	6	6	4.2	2	0	0	2	0	0	22	15.4
vs. UALR	11/25/12	*	28	5-12	.408	3-7	.361	3-3	.846	0	4	4	4.2	1	0	1	1	0	0	16	15.5
at St. John's	11/29/12	*	13	1-7	.385	0-4	.325	0-0	.846	0	0	0	3.6	1	0	1	1	1	0	2	13.6
CLEMSON	12/2/12	*	14	1-6	.369	1-2	.333	0-0	.846	2	1	3	3.5	2	0	1	1	0	0	3	12.3
JACKSONVILLE ST	12/7/12																				
APPALACHIAN ST	12/19/12																				
vs. Manhattan	12/22/12																				
PRESBYTERIAN	12/29/12																				
SC STATE	1/5/13																				
at Miss State	1/9/13																				
AUBURN	1/12/13																				
at LSU	1/16/13																				
VANDERBILT	1/19/13																				
at Missouri	1/22/13																				
ARKANSAS	1/26/13																				
at Florida	1/30/13																				
GEORGIA	2/2/13																				
at Kentucky	2/5/13																				
TENNESSEE	2/10/13																				
LSU	2/14/13																				
at Alabama	2/16/13																				
OLE MISS	2/20/13																				
at Georgia	2/23/13																				
MISSOURI	2/28/13																				
at Texas A&M	3/2/13																				
MISS STATE	3/6/13																				
at Vanderbilt	3/9/13																				

## SEASON NOTES

Scored a team high 19 points, while adding two assists in season opener vs. Milwaukee (Nov. 11); scored 17 points in the second half ... Leading scorer with 20 points in win vs. Morgan State (Nov. 16) ... A perfect 6-of-6 from the free throw line vs. the Bears ... Was in foul trouble early in the first half vs. Rider (Nov. 19), but came back to post 12 points on 4 made 3s ... Hit just 1-of-8 attempts from the floor vs. Elon (Nov 21), scoring four points ... Posted a team high 22 points, including a 7-of-8 effort from the free throw line vs. Missouri State (Nov. 25) ... Scored 16 points and collected four rebounds vs. UALR (Nov. 25) ... Named the Hoops For Hope Classic Most Outstanding Player ... Struggled from the field vs. St. John's (Nov. 29), hitting just 1-of-7 from the field for two points ... Scored just three points vs. Clemson (Dec. 2) ...

## CAREER STATISTICS

Season	GP-GS	Min	Avg	FG	FGA	Pct	3FG	3FGA	Pct	FT	FTA	Pct	Off	Def	Tot	Avg	PF	FO	Ast	TO	Blk	Stl	Pts	Avg
2010-11*	27-1	490	8.1	57	163	.350	33	97	.340	20	33	.606	3	53	56	2.1	36	1	18	23	3	10	167	6.2
2011-12*	33-32	1213	36.8	127	334	.380	75	213	.352	55	67	.821	20	91	111	3.4	63	1	25	36	2	18	384	11.6
2012-13	8-8	199	24.9	31	84	.369	14	42	.333	22	26	.846	4	24	28	3.5	15	0	8	13	1	3	98	12.3
<b>Totals</b>	<b>68-41</b>	<b>1902</b>	<b>28.0</b>	<b>215</b>	<b>581</b>	<b>.370</b>	<b>122</b>	<b>352</b>	<b>.346</b>	<b>97</b>	<b>126</b>	<b>.769</b>	<b>27</b>	<b>168</b>	<b>195</b>	<b>2.9</b>	<b>114</b>	<b>2</b>	<b>51</b>	<b>72</b>	<b>6</b>	<b>31</b>	<b>649</b>	<b>9.5</b>

\* at Southern Mississippi





## #24 - MICHAEL CARRERA

FRESHMAN | FORWARD | 6'5" | 212 | HS  
ANZOÁTEGUI, VENEZUELA/MONTROSE CHRISTIAN

### CARRERA'S SEASON HIGHS

#### POINTS

18, vs. Missouri State (Nov. 24, 2012)

#### FIELD GOALS

6, vs. Milwaukee (Nov. 11, 2012)

#### FIELD GOAL ATTEMPTS

12, vs. Milwaukee (Nov. 11, 2012)

#### 3-POINT FIELD GOALS

1, vs. Missouri State (Nov. 24, 2012)

#### 3-POINT FIELD GOAL ATTEMPTS

1, vs. Missouri State (Nov. 24, 2012)

#### FREE THROWS

5, 3 times, last vs. St. John's (Nov. 29, 2012)

#### FREE THROW ATTEMPTS

6, 3 times, last vs. Clemson (Dec. 2, 2012)

#### REBOUNDS

15, vs. Milwaukee (Nov. 1, 2012)

#### ASSISTS

1, three times, last vs. Clemson (Dec. 2, 2012)

#### BLOCKS

3, vs. Milwaukee (Nov. 11, 2012)

#### STEALS

1, vs. Missouri State (Nov. 24, 2012)

#### MINUTES PLAYED

29, vs. Milwaukee (Nov. 11, 2012)

### 2012-13

Opponent	Date	GS	Min	FG-FGA	Pct	3FG-FGA	Pct	FT-FTA	Pct	Off	Def	Tot	Avg	PF	FO	A	TO	Blk	Stl	Pts	Avg
MILWAUKEE	11/11/12	*	29	6-12	.500	0-0	.000	5-5	1.000	7	8	15	15.0	4	0	0	2	3	0	17	17.0
MORGAN STATE	11/16/12	-	-	-	-	-	-	DNP - concussion	-	-	-	-	-	-	-	-	-	-	-	-	-
RIDER	11/19/12	-	-	-	-	-	-	DNP - concussion	-	-	-	-	-	-	-	-	-	-	-	-	-
ELON	11/21/12	-	-	-	-	-	-	DNP - concussion	-	-	-	-	-	-	-	-	-	-	-	-	-
vs. Missouri State	11/24/12	*	21	6-7	.857	1-1	1.000	5-6	.833	1	4	5	10.0	4	0	1	3	1	1	18	17.5
vs. UALR	11/25/12	*	12	0-2	.571	0-0	1.000	2-2	.923	0	2	2	7.3	4	0	0	3	0	0	2	12.3
at St. John's	11/29/12	*	23	3-7	.536	0-0	1.000	5-6	.833	6	5	11	8.3	2	0	1	2	0	0	11	12.0
CLEMSON	12/2/12	*	16	0-4	.469	0-0	1.000	5-6	.833	3	3	6	7.8	5	1	1	2	1	0	3	10.2
JACKSONVILLE ST	12/7/12	-	-	-	-	-	-	-	-	-	-	-	-	-	-	-	-	-	-	-	-
APPALACHIAN ST	12/19/12	-	-	-	-	-	-	-	-	-	-	-	-	-	-	-	-	-	-	-	-
vs. Manhattan	12/22/12	-	-	-	-	-	-	-	-	-	-	-	-	-	-	-	-	-	-	-	-
PRESBYTERIAN	12/29/12	-	-	-	-	-	-	-	-	-	-	-	-	-	-	-	-	-	-	-	-
SC STATE	1/5/13	-	-	-	-	-	-	-	-	-	-	-	-	-	-	-	-	-	-	-	-
at Miss State	1/9/13	-	-	-	-	-	-	-	-	-	-	-	-	-	-	-	-	-	-	-	-
AUBURN	1/12/13	-	-	-	-	-	-	-	-	-	-	-	-	-	-	-	-	-	-	-	-
at LSU	1/16/13	-	-	-	-	-	-	-	-	-	-	-	-	-	-	-	-	-	-	-	-
VANDERBILT	1/19/13	-	-	-	-	-	-	-	-	-	-	-	-	-	-	-	-	-	-	-	-
at Missouri	1/22/13	-	-	-	-	-	-	-	-	-	-	-	-	-	-	-	-	-	-	-	-
ARKANSAS	1/26/13	-	-	-	-	-	-	-	-	-	-	-	-	-	-	-	-	-	-	-	-
at Florida	1/30/13	-	-	-	-	-	-	-	-	-	-	-	-	-	-	-	-	-	-	-	-
GEORGIA	2/2/13	-	-	-	-	-	-	-	-	-	-	-	-	-	-	-	-	-	-	-	-
at Kentucky	2/5/13	-	-	-	-	-	-	-	-	-	-	-	-	-	-	-	-	-	-	-	-
TENNESSEE	2/10/13	-	-	-	-	-	-	-	-	-	-	-	-	-	-	-	-	-	-	-	-
LSU	2/14/13	-	-	-	-	-	-	-	-	-	-	-	-	-	-	-	-	-	-	-	-
at Alabama	2/16/13	-	-	-	-	-	-	-	-	-	-	-	-	-	-	-	-	-	-	-	-
OLE MISS	2/20/13	-	-	-	-	-	-	-	-	-	-	-	-	-	-	-	-	-	-	-	-
at Georgia	2/23/13	-	-	-	-	-	-	-	-	-	-	-	-	-	-	-	-	-	-	-	-
MISSOURI	2/28/13	-	-	-	-	-	-	-	-	-	-	-	-	-	-	-	-	-	-	-	-
at Texas A&M	3/2/13	-	-	-	-	-	-	-	-	-	-	-	-	-	-	-	-	-	-	-	-
MISS STATE	3/6/13	-	-	-	-	-	-	-	-	-	-	-	-	-	-	-	-	-	-	-	-
at Vanderbilt	3/9/13	-	-	-	-	-	-	-	-	-	-	-	-	-	-	-	-	-	-	-	-

### SEASON NOTES

Named the SEC Freshman of the Week on Nov. 12 after posting a double-double with 17 points and 15 rebounds in the season opener vs. Milwaukee (Nov. 11); also blocked a team high three shots ... Missed the Morgan State (Nov. 16), Rider (Nov. 19) and Elon (Nov. 21) contests due to a concussion ... Returned vs. Missouri State (Nov. 24), scoring 18 points, including a game-tying 3-pointer at the buzzer to send the contest to overtime, while also collecting five rebounds ... Was in foul trouble early vs. UALR (Nov. 25) ... Posted second double-double of the season with teams highs 11 points and 11 rebounds vs. St. John's (Nov. 29) ... Was in foul trouble vs. Clemson (Dec. 2), collecting three in the first nine minutes of the game ... Collected six rebounds vs. the Tigers ...

### CAREER STATISTICS

Season	GP-GS	Min	Avg	FG	FGA	Pct	3FG	3FGA	Pct	FT	FTA	Pct	Off	Def	Tot	Avg	PF	FO	Ast	TO	Blk	Stl	Pts	Avg
2012-13	5-4	101	20.2	15	32	.469	1	1	1.000	20	25	.800	17	22	39	7.8	19	1	3	12	5	1	51	10.2



## #14 - LAIMONAS CHATKEVICIUS

FRESHMAN | FORWARD | 6'11" | 255 | HS  
 KLAIPEDA, LITHUANIA/SOUTH KENT SCHOOL (CONN.)

### CHATKEVICIUS' SEASON HIGHS

**POINTS**

3, vs. St. John's (Nov. 29, 2012)

**FIELD GOALS**

1, twice, last vs. Clemson (Dec. 2, 2012)

**FIELD GOAL ATTEMPTS**

2, twice, last vs. Clemson (Dec. 2, 2012)

**3-POINT FIELD GOALS**

-

**3-POINT FIELD GOAL ATTEMPTS**

-

**FREE THROWS**

1, vs. St. John's (Nov. 29, 2012)

**FREE THROW ATTEMPTS**

2, vs. St. John's (Nov. 29, 2012)

**REBOUNDS**

2, vs. St. John's (Nov. 29, 2012)

**ASSISTS**

1, vs. St. John's (Nov. 29, 2012)

**BLOCKS**

-

**STEALS**

-

**MINUTES PLAYED**

11, vs. St. John's (Nov. 29, 2012)

### 2012-13


Opponent	Date	GS	Min	FG-FGA	Pct	3FG-FGA	Pct	FT-FTA	Pct	Off	Def	Tot	Avg	PF	FO	A	TO	Blk	Stl	Pts	Avg	
MILWAUKEE	11/11/12	-	-	-	-	-	-	-	-	-	-	-	-	-	-	-	-	-	-	-	-	-
MORGAN STATE	11/16/12	-	-	-	-	-	-	-	-	-	-	-	-	-	-	-	-	-	-	-	-	-
RIDER	11/19/12	-	-	-	-	-	-	-	-	-	-	-	-	-	-	-	-	-	-	-	-	-
ELON	11/21/12	-	-	-	-	-	-	-	-	-	-	-	-	-	-	-	-	-	-	-	-	-
vs. Missouri State	11/24/12	-	-	-	-	-	-	-	-	-	-	-	-	-	-	-	-	-	-	-	-	-
vs. UALR	11/25/12	11	1-2	.500	0-0	.000	1-2	.500	1	1	2	2.0	1	0	1	0	0	0	3	3.0		
at St. John's	11/29/12	7	1-2	.500	0-0	.000	0-0	.500	0	1	1	1.5	2	0	0	2	0	0	2	2.5		
CLEMSON	12/2/12	-	-	-	-	-	-	-	-	-	-	-	-	-	-	-	-	-	-	-	-	-
JACKSONVILLE ST	12/7/12	-	-	-	-	-	-	-	-	-	-	-	-	-	-	-	-	-	-	-	-	-
APPALACHIAN ST	12/19/12	-	-	-	-	-	-	-	-	-	-	-	-	-	-	-	-	-	-	-	-	-
vs. Manhattan	12/22/12	-	-	-	-	-	-	-	-	-	-	-	-	-	-	-	-	-	-	-	-	-
PRESBYTERIAN	12/29/12	-	-	-	-	-	-	-	-	-	-	-	-	-	-	-	-	-	-	-	-	-
SC STATE	1/5/13	-	-	-	-	-	-	-	-	-	-	-	-	-	-	-	-	-	-	-	-	-
at Miss State	1/9/13	-	-	-	-	-	-	-	-	-	-	-	-	-	-	-	-	-	-	-	-	-
AUBURN	1/12/13	-	-	-	-	-	-	-	-	-	-	-	-	-	-	-	-	-	-	-	-	-
at LSU	1/16/13	-	-	-	-	-	-	-	-	-	-	-	-	-	-	-	-	-	-	-	-	-
VANDERBILT	1/19/13	-	-	-	-	-	-	-	-	-	-	-	-	-	-	-	-	-	-	-	-	-
at Missouri	1/22/13	-	-	-	-	-	-	-	-	-	-	-	-	-	-	-	-	-	-	-	-	-
ARKANSAS	1/26/13	-	-	-	-	-	-	-	-	-	-	-	-	-	-	-	-	-	-	-	-	-
at Florida	1/30/13	-	-	-	-	-	-	-	-	-	-	-	-	-	-	-	-	-	-	-	-	-
GEORGIA	2/2/13	-	-	-	-	-	-	-	-	-	-	-	-	-	-	-	-	-	-	-	-	-
at Kentucky	2/5/13	-	-	-	-	-	-	-	-	-	-	-	-	-	-	-	-	-	-	-	-	-
TENNESSEE	2/10/13	-	-	-	-	-	-	-	-	-	-	-	-	-	-	-	-	-	-	-	-	-
LSU	2/14/13	-	-	-	-	-	-	-	-	-	-	-	-	-	-	-	-	-	-	-	-	-
at Alabama	2/16/13	-	-	-	-	-	-	-	-	-	-	-	-	-	-	-	-	-	-	-	-	-
OLE MISS	2/20/13	-	-	-	-	-	-	-	-	-	-	-	-	-	-	-	-	-	-	-	-	-
at Georgia	2/23/13	-	-	-	-	-	-	-	-	-	-	-	-	-	-	-	-	-	-	-	-	-
MISSOURI	2/28/13	-	-	-	-	-	-	-	-	-	-	-	-	-	-	-	-	-	-	-	-	-
at Texas A&M	3/2/13	-	-	-	-	-	-	-	-	-	-	-	-	-	-	-	-	-	-	-	-	-
MISS STATE	3/6/13	-	-	-	-	-	-	-	-	-	-	-	-	-	-	-	-	-	-	-	-	-
at Vanderbilt	3/9/13	-	-	-	-	-	-	-	-	-	-	-	-	-	-	-	-	-	-	-	-	-

### SEASON NOTES

Will miss the first six games of the 2012-13 season, as the NCAA has determined that he received impermissible benefits from his host family prior to enrolling at the University of South Carolina ... Saw first action of the season vs. St. John's (Nov. 29), scoring three points and collecting two rebounds ... Scored two points vs. Clemson (Dec. 2) ...

### CAREER STATISTICS

Season	GP-GS	Min	Avg	FG	FGA	Pct	3FG	3FGA	Pct	FT	FTA	Pct	Off	Def	Tot	Avg	PF	FO	Ast	TO	Blk	Stl	Pts	Avg
2012-13	2-0	18	9.0	2	4	.500	0	0	.000	1	2	.500	1	2	3	1.5	3	0	1	2	0	0	5	2.5



## #12 - AUSTIN CONSTABLE

FRESHMAN | GUARD | 6'0" | 175 | HS  
WEST CHESTER, PA./HENDERSON

### CONSTABLE'S SEASON HIGHS

**POINTS**  
-

**FIELD GOALS**  
-

**FIELD GOAL ATTEMPTS**  
-

**3-POINT FIELD GOALS**  
-

**3-POINT FIELD GOAL ATTEMPTS**  
-

**FREE THROWS**  
-

**FREE THROW ATTEMPTS**  
-

**REBOUNDS**  
-

**ASSISTS**  
-

**BLOCKS**  
-

**STEALS**  
-

**MINUTES PLAYED**  
1, vs. UALR (Nov. 25, 2012)

### 2012-13

Opponent	Date	GS	Min	FG-FGA	Pct	3FG-FGA	Pct	FT-FTA	Pct	Off	Def	Tot	Avg	PF	FO	A	TO	Blk	Stl	Pts	Avg	
MILWAUKEE	11/11/12	-	-	-	-	-	-	-	-	-	-	-	-	-	-	-	-	-	-	-	-	-
MORGAN STATE	11/16/12	-	-	-	-	-	-	-	-	-	-	-	-	-	-	-	-	-	-	-	-	-
RIDER	11/19/12	-	-	-	-	-	-	-	-	-	-	-	-	-	-	-	-	-	-	-	-	-
ELON	11/21/12	-	-	-	-	-	-	-	-	-	-	-	-	-	-	-	-	-	-	-	-	-
vs. Missouri State	11/24/12	-	-	-	-	-	-	-	-	-	-	-	-	-	-	-	-	-	-	-	-	-
vs. UALR	11/25/12	1	0-0	.000	0-0	.000	0-0	.000	0	0	0	0.0	0	0	0	0	0	0	0	0	0.0	
at St. John's	11/29/12	-	-	-	-	-	-	-	-	-	-	-	-	-	-	-	-	-	-	-	-	-
CLEMSON	12/2/12	-	-	-	-	-	-	-	-	-	-	-	-	-	-	-	-	-	-	-	-	-
JACKSONVILLE ST	12/7/12	-	-	-	-	-	-	-	-	-	-	-	-	-	-	-	-	-	-	-	-	-
APPALACHIAN ST	12/19/12	-	-	-	-	-	-	-	-	-	-	-	-	-	-	-	-	-	-	-	-	-
vs. Manhattan	12/22/12	-	-	-	-	-	-	-	-	-	-	-	-	-	-	-	-	-	-	-	-	-
PRESBYTERIAN	12/29/12	-	-	-	-	-	-	-	-	-	-	-	-	-	-	-	-	-	-	-	-	-
SC STATE	1/5/13	-	-	-	-	-	-	-	-	-	-	-	-	-	-	-	-	-	-	-	-	-
at Miss State	1/9/13	-	-	-	-	-	-	-	-	-	-	-	-	-	-	-	-	-	-	-	-	-
AUBURN	1/12/13	-	-	-	-	-	-	-	-	-	-	-	-	-	-	-	-	-	-	-	-	-
at LSU	1/16/13	-	-	-	-	-	-	-	-	-	-	-	-	-	-	-	-	-	-	-	-	-
VANDERBILT	1/19/13	-	-	-	-	-	-	-	-	-	-	-	-	-	-	-	-	-	-	-	-	-
at Missouri	1/22/13	-	-	-	-	-	-	-	-	-	-	-	-	-	-	-	-	-	-	-	-	-
ARKANSAS	1/26/13	-	-	-	-	-	-	-	-	-	-	-	-	-	-	-	-	-	-	-	-	-
at Florida	1/30/13	-	-	-	-	-	-	-	-	-	-	-	-	-	-	-	-	-	-	-	-	-
GEORGIA	2/2/13	-	-	-	-	-	-	-	-	-	-	-	-	-	-	-	-	-	-	-	-	-
at Kentucky	2/5/13	-	-	-	-	-	-	-	-	-	-	-	-	-	-	-	-	-	-	-	-	-
TENNESSEE	2/10/13	-	-	-	-	-	-	-	-	-	-	-	-	-	-	-	-	-	-	-	-	-
LSU	2/14/13	-	-	-	-	-	-	-	-	-	-	-	-	-	-	-	-	-	-	-	-	-
at Alabama	2/16/13	-	-	-	-	-	-	-	-	-	-	-	-	-	-	-	-	-	-	-	-	-
OLE MISS	2/20/13	-	-	-	-	-	-	-	-	-	-	-	-	-	-	-	-	-	-	-	-	-
at Georgia	2/23/13	-	-	-	-	-	-	-	-	-	-	-	-	-	-	-	-	-	-	-	-	-
MISSOURI	2/28/13	-	-	-	-	-	-	-	-	-	-	-	-	-	-	-	-	-	-	-	-	-
at Texas A&M	3/2/13	-	-	-	-	-	-	-	-	-	-	-	-	-	-	-	-	-	-	-	-	-
MISS STATE	3/6/13	-	-	-	-	-	-	-	-	-	-	-	-	-	-	-	-	-	-	-	-	-
at Vanderbilt	3/9/13	-	-	-	-	-	-	-	-	-	-	-	-	-	-	-	-	-	-	-	-	-

### SEASON NOTES

Saw time vs. UALR (Nov. 25) ...

### CAREER STATISTICS

Season	GP-GS	Min	Avg	FG	FGA	Pct	3FG	3FGA	Pct	FT	FTA	Pct	Off	Def	Tot	Avg	PF	FO	Ast	TO	Blk	Stl	Pts	Avg
2012-13	1-0	1	1.0	0	0	.000	0	0	.000	0	0	.000	0	0	0	0.0	0	0	0	0	0	0	0	0.0



## #25 - MINDAUGAS KACINAS

FRESHMAN | FORWARD | 6'7" | 210 | HS

KLAIPEDA, LITHUANIA/WORD OF LIFE FIRE TRADITIONAL SCHOOL

### KACINAS' SEASON HIGHS

**POINTS**

18, vs. Rider (Nov. 19, 2012)

**FIELD GOALS**

8, vs. Rider (Nov. 19, 2012)

**FIELD GOAL ATTEMPTS**

11, vs. Rider (Nov. 19, 2012)

**3-POINT FIELD GOALS**

1, 3 times, last vs. Clemson (Dec. 2, 2012)

**3-POINT FIELD GOAL ATTEMPTS**

3, vs. UALR (Nov. 25, 2012)

**FREE THROWS**

6, vs. Milwaukee (Nov. 11, 2012)

**FREE THROW ATTEMPTS**

8, vs. Milwaukee (Nov. 11, 2012)

**REBOUNDS**

13, vs. Milwaukee (Nov. 11, 2012)

**ASSISTS**

3, vs. Milwaukee (Nov. 11, 2012)

**BLOCKS**

2, twice, last vs. UALR (Nov. 25, 2012)

**STEALS**

2, vs. UALR (Nov. 25, 2012)

**MINUTES PLAYED**

32, vs. Rider (Nov. 19, 2012)

### 2012-13

Opponent	Date	GS	Min	FG-FGA	Pct	3FG-FGA	Pct	FT-FTA	Pct	Off	Def	Tot	Avg	PF	FO	A	TO	Blk	Stl	Pts	Avg
MILWAUKEE	11/11/12	31	1-3	.333	0-1	1.000	6-8	.750	6	7	13	13.0	2	0	3	1	1	1	8	8.0	
MORGAN STATE	11/16/12	21	0-1	.250	0-0	.000	2-2	.800	3	0	3	8.0	3	0	0	3	0	1	2	5.0	
RIDER	11/19/12	32	8-11	.600	1-1	.500	1-2	.750	3	2	5	7.0	2	0	0	3	0	1	18	9.3	
ELON	11/21/12	26	1-2	.588	0-0	.500	1-2	.714	2	3	5	6.5	0	0	1	4	0	0	3	7.8	
vs. Missouri State	11/24/12	28	1-3	.550	0-1	.333	2-3	.706	0	5	5	6.2	2	0	1	5	2	0	4	7.0	
vs. UALR	11/25/12	27	5-7	.593	1-3	.333	2-3	.700	3	2	5	6.0	3	0	1	3	2	2	13	8.0	
at St. John's	11/29/12	24	4-7	.588	0-0	.333	1-4	.625	3	3	6	6.0	1	0	1	0	0	0	9	8.1	
CLEMSON	12/2/12	29	3-5	.590	1-2	.375	3-3	.667	1	2	3	5.6	5	1	1	1	1	0	10	8.4	
JACKSONVILLE ST	12/7/12																				
APPALACHIAN ST	12/19/12																				
vs. Manhattan	12/22/12																				
PRESBYTERIAN	12/29/12																				
SC STATE	1/5/13																				
at Miss State	1/9/13																				
AUBURN	1/12/13																				
at LSU	1/16/13																				
VANDERBILT	1/19/13																				
at Missouri	1/22/13																				
ARKANSAS	1/26/13																				
at Florida	1/30/13																				
GEORGIA	2/2/13																				
at Kentucky	2/5/13																				
TENNESSEE	2/10/13																				
LSU	2/14/13																				
at Alabama	2/16/13																				
OLE MISS	2/20/13																				
at Georgia	2/23/13																				
MISSOURI	2/28/13																				
at Texas A&M	3/2/13																				
MISS STATE	3/6/13																				
at Vanderbilt	3/9/13																				

### SEASON NOTES

Collected 13 rebounds, including six on the offensive glass, and tied the contest with 18 seconds remaining in regulation on two free throws to send the game to overtime in season opener win vs. Milwaukee (Nov. 11) ... Scored two points and collected three rebounds vs. Morgan State (Nov. 16) ... Posted 18 points on eight made baskets vs. Rider (Nov. 19), playing in a season high 32 minutes ... Collected five rebounds vs. Elon (Nov. 21) ... Earned first-career start vs. Missouri State (Nov. 24), scoring four points and posting two blocks ... Scored 13 points vs. UALR (Nov. 25), while blocking two shots and collecting two steals ... Posted nine points and six rebounds off the bench vs. St. John's (Nov. 29) ... Scored 10 points off the bench vs. Clemson (Dec. 2) ...

### CAREER STATISTICS

Season	GP-GS	Min	Avg	FG	FGA	Pct	3FG	3FGA	Pct	FT	FTA	Pct	Off	Def	Tot	Avg	PF	FO	Ast	TO	Blk	Stl	Pts	Avg
2012-13	8-1	218	27.3	23	39	.590	3	8	.375	18	27	.667	21	24	45	5.6	18	1	8	20	6	5	67	8.4





## #35 - BRIAN STEELE

FRESHMAN | FORWARD | 6'5" | 196 | HS  
GREENVILLE, S.C./WADE HAMPTON SCHOOL

### STEELE'S SEASON HIGHS

**POINTS**  
-

**FIELD GOALS**  
-

**FIELD GOAL ATTEMPTS**  
-

**3-POINT FIELD GOALS**  
-

**3-POINT FIELD GOAL ATTEMPTS**  
-

**FREE THROWS**  
-

**FREE THROW ATTEMPTS**  
-

**REBOUNDS**  
-

**ASSISTS**  
-

**BLOCKS**  
-

**STEALS**  
-

**MINUTES PLAYED**  
-

### 2012-13

Opponent	Date	GS	Min	FG-FGA	Pct	3FG-FGA	Pct	FT-FTA	Pct	Off	Def	Tot	Avg	PF	FO	A	TO	Blk	Stl	Pts	Avg	
MILWAUKEE	11/11/12	-	-	-	-	-	-	-	-	-	-	-	-	-	-	-	-	-	-	-	-	-
MORGAN STATE	11/16/12	-	-	-	-	-	-	-	-	-	-	-	-	-	-	-	-	-	-	-	-	-
RIDER	11/19/12	-	-	-	-	-	-	-	-	-	-	-	-	-	-	-	-	-	-	-	-	-
ELON	11/21/12	-	-	-	-	-	-	-	-	-	-	-	-	-	-	-	-	-	-	-	-	-
vs. Missouri State	11/24/12	-	-	-	-	-	-	-	-	-	-	-	-	-	-	-	-	-	-	-	-	-
vs. UALR	11/25/12	-	-	-	-	-	-	-	-	-	-	-	-	-	-	-	-	-	-	-	-	-
at St. John's	11/29/12	-	-	-	-	-	-	-	-	-	-	-	-	-	-	-	-	-	-	-	-	-
CLEMSON	12/2/12	-	-	-	-	-	-	-	-	-	-	-	-	-	-	-	-	-	-	-	-	-
JACKSONVILLE ST	12/7/12	-	-	-	-	-	-	-	-	-	-	-	-	-	-	-	-	-	-	-	-	-
APPALACHIAN ST	12/19/12	-	-	-	-	-	-	-	-	-	-	-	-	-	-	-	-	-	-	-	-	-
vs. Manhattan	12/22/12	-	-	-	-	-	-	-	-	-	-	-	-	-	-	-	-	-	-	-	-	-
PRESBYTERIAN	12/29/12	-	-	-	-	-	-	-	-	-	-	-	-	-	-	-	-	-	-	-	-	-
SC STATE	1/5/13	-	-	-	-	-	-	-	-	-	-	-	-	-	-	-	-	-	-	-	-	-
at Miss State	1/9/13	-	-	-	-	-	-	-	-	-	-	-	-	-	-	-	-	-	-	-	-	-
AUBURN	1/12/13	-	-	-	-	-	-	-	-	-	-	-	-	-	-	-	-	-	-	-	-	-
at LSU	1/16/13	-	-	-	-	-	-	-	-	-	-	-	-	-	-	-	-	-	-	-	-	-
VANDERBILT	1/19/13	-	-	-	-	-	-	-	-	-	-	-	-	-	-	-	-	-	-	-	-	-
at Missouri	1/22/13	-	-	-	-	-	-	-	-	-	-	-	-	-	-	-	-	-	-	-	-	-
ARKANSAS	1/26/13	-	-	-	-	-	-	-	-	-	-	-	-	-	-	-	-	-	-	-	-	-
at Florida	1/30/13	-	-	-	-	-	-	-	-	-	-	-	-	-	-	-	-	-	-	-	-	-
GEORGIA	2/2/13	-	-	-	-	-	-	-	-	-	-	-	-	-	-	-	-	-	-	-	-	-
at Kentucky	2/5/13	-	-	-	-	-	-	-	-	-	-	-	-	-	-	-	-	-	-	-	-	-
TENNESSEE	2/10/13	-	-	-	-	-	-	-	-	-	-	-	-	-	-	-	-	-	-	-	-	-
LSU	2/14/13	-	-	-	-	-	-	-	-	-	-	-	-	-	-	-	-	-	-	-	-	-
at Alabama	2/16/13	-	-	-	-	-	-	-	-	-	-	-	-	-	-	-	-	-	-	-	-	-
OLE MISS	2/20/13	-	-	-	-	-	-	-	-	-	-	-	-	-	-	-	-	-	-	-	-	-
at Georgia	2/23/13	-	-	-	-	-	-	-	-	-	-	-	-	-	-	-	-	-	-	-	-	-
MISSOURI	2/28/13	-	-	-	-	-	-	-	-	-	-	-	-	-	-	-	-	-	-	-	-	-
at Texas A&M	3/2/13	-	-	-	-	-	-	-	-	-	-	-	-	-	-	-	-	-	-	-	-	-
MISS STATE	3/6/13	-	-	-	-	-	-	-	-	-	-	-	-	-	-	-	-	-	-	-	-	-
at Vanderbilt	3/9/13	-	-	-	-	-	-	-	-	-	-	-	-	-	-	-	-	-	-	-	-	-

### SEASON NOTES

Returned to team for Clemson contest.

### CAREER STATISTICS

Season	GP-GS	Min	Avg	FG	FGA	Pct	3FG	3FGA	Pct	FT	FTA	Pct	Off	Def	Tot	Avg	PF	FO	Ast	TO	Blk	Stl	Pts	Avg
2012-13																								

## THE LAST TIME...

### AN INDIVIDUAL PLAYER...

Scored 20 or more points:	South Carolina: LaShay Page (22) vs. Missouri State, Nov. 24, 2012 in Puerto Vallarta, Mexico Opponent: D'Angelo Harrison, 26, St. John's, Nov. 29, 2012 in Queens, N.Y.
Scored 30 or more points:	South Carolina: Bruce Ellington, 31, at Furman, Dec. 22, 2010 in Greenville, S.C. Opponent: Deshaun Thomas, 30, Ohio State, Dec. 17, 2011 in Columbia, S.C.
Scored 35 or more points:	South Carolina: Devan Downey, 36 at Florida, Jan. 23, 2010 in Gainesville, Fla. Opponent: Joe Crawford (Kentucky), 35, March 5, 2008 in Columbia
Scored 40 or more points:	South Carolina: N/A thru 1992-93 season Opponent: Austin Carr (Notre Dame), 43, Dec. 30, 1969 in New Orleans, La.
Collected 20 or more rebounds:	South Carolina: Emmett Hall, 23 vs. College of Charleston, Dec. 22, 1993 in Columbia Opponent: Ekpe Udoh (Baylor), 20, Jan. 2, 2010 in Columbia
Collected 15 or more rebounds:	South Carolina: Lakeem Jackson, 15, vs. UALR, Nov. 25, 2012 in Puerto Vallarta, Mexico Opponent: Jared Sullinger (Ohio State), 19, Dec. 18, 2010 in Columbus, Ohio
Made 12 or more field goals:	South Carolina: Devan Downey, 12 vs. Georgia, Jan. 30, 2010 in Columbia Opponent: Deshaun Thomas, 13, Ohio State, Dec. 17, 2011 in Columbia, S.C.
Made 10 or more field goals:	South Carolina: Bruce Ellington, 11 vs. Furman, Dec. 22, 2010 in Greenville, S.C. Opponent: Deshaun Thomas, 13, Ohio State, Dec. 17, 2011 in Columbia, S.C.
Attempted 20 or more field goals:	South Carolina: Bruce Ellington (20) vs. Tennessee, Feb. 25, 2012, in Columbia, S.C. Opponent: Zach Graham (20), Ole Miss, Feb. 22, 2011 in Columbia
Attempted 25 or more field goals:	South Carolina: Devan Downey, 25, at Kentucky, Feb. 25, 2010 in Lexington, Ky. Opponent: Kemmy Burgess (Alaska-Anchorage), 26, Nov. 24, 2005 in Anchorage, AK
Dished 10 or more assists:	South Carolina: Devan Downey, 11, vs. LSU, March 13, 2008 in Atlanta, Ga. Opponent: 11, Dee Bost, Mississippi State, Feb. 29, 2012 in Columbia, S.C.
Swiped 5 or more steals:	South Carolina: Brenton Williams, 5, vs. Western Carolina, Nov. 11, 2011 in Columbia Opponent: 5, DeWayne Jackson, Morgan State, Nov. 16, 2012 in Columbia, S.C.
Blocked 5 or more shots:	South Carolina: Damontre Harris, 5, vs. Georgia, Feb. 15, 2012 in Columbia, S.C. Opponent: K.J. McDaniels (5), Clemson, Dec. 2, 2012 in Columbia, S.C.
Made 5 or more 3-point field goals:	South Carolina: Brenton Williams (5) vs. Rider, Nov. 19, 2012 in Columbia, S.C. Opponent: Jordan Aaron (7), Milwaukee, Nov. 11, 2012 in Columbia, S.C.
Attempted 8 or more 3-point field goals:	South Carolina: Brenton Williams (8) vs. Rider, Nov. 19, 2012 in Columbia, S.C. Opponent: Jordan Aaron (14), Milwaukee, Nov. 11, 2012 in Columbia, S.C.
Made 10 or more free throws:	South Carolina: Malik Cooke, 10, vs. Miss Valley State, Nov. 22, 2011 in Columbia, S.C. Opponent: Gerard Coleman (10), Providence, Dec. 1, 2011 in Columbia, S.C.
Attempted 15 or more free throws:	South Carolina: Mike Boynton (19) vs. Arkansas, March 11, 2004 in Atlanta, Ga. Opponent: Amu Saaka (Furman), 14, Dec. 22, 2010 in Greenville, S.C.
Played all 40 minutes of regulation:	South Carolina: Devan Downey, 40, vs. Tennessee, March 14, 2008 in Atlanta, Ga. Opponent: Brad Loesing & Kevin Giltner, Wofford, Dec. 28, 2011 in Columbia, S.C.
A player hit a last-second shot to win a game:	South Carolina: Bruce Ellington vs. Alabama (Jan. 25, 2012) in Columbia, S.C. Opponent: Brian Bryant, Mississippi State, Feb. 29, 2012 in Columbia, S.C.
A player had a double-double:	South Carolina: Michael Carrera (11 points, 11 rebounds) vs. St. John's, Nov. 29, 2012 in Queens, N.Y. Opponent: Amir Garrett (15 points, 11 rebounds) St. John's, Nov. 29, 2012 in Queens, N.Y.
Two or more players had a double-double:	South Carolina: Dominique Archie (12 points, 10 rebounds) & Mike Holmes (14 points, 13 rebounds) vs. Winthrop, Nov. 16, 2008 in Columbia Opponent: Renardo Sidney (12 points, 14 rebounds), Arnett Moultrie (15 points, 12 rebounds), Mississippi State, Feb. 29, 2012 in Columbia, S.C.
A player had a triple-double:	South Carolina: Sam Muldrow (16 points, 14 rebounds, 10 blocks) vs. Vanderbilt, Jan. 8, 2011 in Columbia *** Only second triple-double in South Carolina history (Chuck Eidson (25 points, 10 rebounds, 10 assists), vs. SC State, Nov. 29, 2002 in Columbia) Opponent: Daniel Hackett (Southern California - 22 points, 10 rebounds, 10 assists), Nov. 17, 2007 in Columbia
Scored 30 or more points in back-to-back games:	South Carolina: Devan Downey, 30 vs. Kentucky (Jan. 26, 2010) in Columbia 33 vs. Georgia (Jan. 30, 2010) in Columbia
Scored 25 or more points in back-to-back games:	South Carolina: Devan Downey, 33 vs. Georgia (Jan. 30, 2010) in Columbia 26 at Tennessee (Feb. 6, 2010) in Knoxville, Tenn.

### A TEAM...

Scored 100 or more points:	South Carolina: 103 vs. The Citadel (Nov. 12, 2007) in Columbia Opponent: 107, Vanderbilt (Feb. 17, 1996) in Nashville, Tenn.
Scored 50 points or less:	South Carolina: 48 at Vanderbilt, Feb. 22, 2012, in Nashville, Tenn. Opponent: 45, Wofford, Dec. 28, 2011 in Columbia, S.C.
Scored 50 points in a half:	South Carolina: 51 (2nd half; Nov. 12, 2010) vs. Elon in Columbia Opponent: 51 (2nd half; Nov. 29, 2012) St. John's in Queens, N.Y.
Failed to score 25 points in a half:	South Carolina: 23 (1st half) vs. Elon, Nov. 21, 2012 in Columbia, S.C. Opponent: 22 (1st half), UALR, Nov. 25, 2012 in Puerto Vallarta, Mexico

<b>Collected 50 or more rebounds:</b>	South Carolina: 53 vs. WKU, Nov. 27, 2010 in Bowling Green, Ky. Opponent: 52, WKU, Nov. 27, 2010 in Bowling Green, Ky.
<b>Shot 60% or better from the field:</b>	South Carolina: 60.8% (31-51) at Western Carolina (Nov. 18, 2005) in Cullowhee, N.C. Opponent: 61.1% (33-54), Vanderbilt (Jan. 16, 2010) in Columbia
<b>Shot 50% or better from the field:</b>	South Carolina: 56.0 (28-50) vs. UALR, Nov. 25, 2012, in Puerto Vallarta, Mexico Opponent: 56.9 (33-58) St. John's, Nov. 29, 2012 in Queens, N.Y.
<b>Shot less than 30% from the field:</b>	South Carolina: 29.9% (20-67) vs. Ole Miss, March 10, 2011 in Atlanta, Ga. Opponent: 25.9% (15-58), USC Upstate (Nov. 23, 2010) in Columbia
<b>Shot 50% or better from 3-point range (at least 10 attempts):</b>	South Carolina: 55.0% (11-20) vs. Wofford, Dec. 28, 2011 Opponent 50.0% (7-14) St. John's, Nov. 29, 2012 in Queens, N.Y.
<b>Shot 20% or less from 3-point range (at least 10 attempts):</b>	South Carolina: 0.0% (0-11), vs. Milwaukee, Nov. 11, 2012 in Columbia, S.C. Opponent: 15.4% (2-13) Morgan State, Nov. 16, 2012 in Columbia, S.C.
<b>Dished 20 or more assists:</b>	South Carolina: 22, vs. Rider, Nov. 19, 2012 in Columbia, S.C. Opponent: 22, vs. North Carolina, Nov. 25, 2011 in Las Vegas, Nevada
<b>Made 35 or more shots:</b>	South Carolina: 35 vs. Elon (Nov. 19, 2010) in Columbia Opponent: 35, Tennessee (March 5, 2009) in Columbia
<b>Attempted 80 or more shots:</b>	South Carolina: 83 vs. WKU (Nov. 27, 2010) in Bowling Green, Ky. Opponent: 83, LSU (Feb. 10, 1996) in Columbia
<b>Attempted 70 or more shots:</b>	South Carolina: 72, vs. Providence, Dec. 1, 2011 in Columbia Opponent: 79, WKU (Nov. 27, 2010) in Bowling Green, Ky.
<b>Made 10 or more 3-pointers:</b>	South Carolina: 13 vs. Rider, Nov. 19, 2012 in Columbia, S.C. Opponent: 14, Milwaukee, Nov. 11, 2012 in Columbia, S.C.
<b>Did not make a 3-pointer:</b>	South Carolina: 0, vs. Milwaukee, Nov. 11, 2012 in Columbia, S.C. Opponent: 0, Alabama (Jan. 12, 2011) in Tuscaloosa, Ala.
<b>Attempted 30 or more 3-pointers:</b>	South Carolina: 31 vs. Alabama, Jan. 25, 2012 in Columbia, S.C. Opponent: 33, Milwaukee, Nov. 11, 2012 in Columbia, S.C.
<b>Attempted 25 or more 3-pointers:</b>	South Carolina: 27 vs. Rider, Nov. 19, 2012 in Columbia, S.C. Opponent: 33, Milwaukee, Nov. 11, 2012 in Columbia, S.C.
<b>Made 30 or more free throws:</b>	South Carolina: 32 vs. Vanderbilt (Jan. 28, 2009) in Columbia Opponent: 31, Florida (Feb. 3, 2009) in Gainesville, Fla.
<b>Attempted 40 or more free throws:</b>	South Carolina: 44 vs. Georgia Southern (Nov. 16, 2009) in Columbia Opponent: 40, Florida (Feb. 3, 2009) in Gainesville, Fla.
<b>Swiped 15 or more steals:</b>	South Carolina: 15 vs. Vanderbilt (Jan. 16, 2010) in Columbia Opponent: 17, Indiana (Nov. 8, 1998) in Indianapolis, Ind.
<b>Blocked 12 or more shots:</b>	South Carolina: 12, vs. Vanderbilt, Jan. 8, 2011 in Columbia Opponent: 13, Syracuse (Jan. 21, 1999) in Syracuse, N.Y.
<b>Blocked 8 or more shots:</b>	South Carolina: 8, vs. Georgia, Feb. 15, 2012 in Columbia, S.C. Opponent: 9, St. John's, Nov. 29, 2012 in Queens, N.Y.
<b>Won by 30 or more points:</b>	South Carolina: 35 vs. SC State (91-56), Jan. 4, 2011 in Columbia Opponent: 34, 86-52, Kentucky, Feb. 4, 2012, in Columbia, S.C.
<b>Won by 20 or more points:</b>	South Carolina: 28 vs. SC State, Jan. 3, 2012 in Columbia, S.C. Opponent: 24, St. John's, Nov. 29, 2012 in Queens, N.Y..
<b>Played a single overtime game:</b>	Win: 74-67, vs. Missouri State, Nov. 24, 2012 in Puerto Vallarta, Mexico Loss: 69-67, vs. Mississippi State, Feb. 29, 2012 in Columbia, S.C.
<b>Played a double overtime game:</b>	Win: 87-85 vs. WKU (Nov. 27, 2010) in Bowling Green, Ky. Loss: 98-88 vs. Louisville (Feb. 20, 1988) in Columbia
<b>South Carolina played a No. 1 Team in the country:</b>	Win: 68-62 vs. Kentucky (Jan. 26, 2010) in Columbia Loss: 86-52 loss vs. No. 1/1 Kentucky, Feb. 4, 2012, in Columbia, S.C.
<b>South Carolina played a top-5 opponent:</b>	Win: 68-62 vs. No. 1/1 Kentucky (Jan. 26, 2010) in Columbia Loss: 86-52 loss vs. No. 1/1 Kentucky, Feb. 4, 2012, in Columbia, S.C.
<b>South Carolina played a top-10 opponent:</b>	Win: 68-62 vs. No. 1/1 Kentucky (Jan. 26, 2010) in Columbia Loss: 86-52 loss vs. No. 1/1 Kentucky, Feb. 4, 2012, in Columbia, S.C.
<b>South Carolina played a top-25 opponent:</b>	Win: 83-75 (OT) win over No. 22/24 Vanderbilt, Jan. 8, 2011 in Columbia Loss: 86-52 loss vs. No. 1/1 Kentucky, Feb. 4, 2012, in Columbia, S.C.
<b>South Carolina defeated a ranked opponent:</b>	Home: 83-75 vs. No. 22/24 Vanderbilt (Jan. 8, 2011) in Columbia <u>Away: 77-73 at No. 13/19 Vanderbilt (March 6, 2010) in Nashville, Tenn.</u> SEC Home: 83-75 vs. No. 22/24 Vanderbilt (Jan. 8, 2011) in Columbia SEC Away: 77-73 at No. 13/19 Vanderbilt (March 6, 2010) in Nashville, Tenn. Non-conference away: 85-84 at No. 19/20 Baylor (Jan. 2, 2009) in Waco, Texas
<b>A South Carolina win opened up the season:</b>	Home: 82-75 (OT), vs. Milwaukee, Nov. 11, 2012, in Columbia, S.C. Away: 81-63 win at Western Carolina (Nov. 12, 2005) in Cullowhee, N.C. Neutral: 74-61 win vs. Chaminade (Nov. 19, 2001) in Maui, Hawaii (Maui Invite)
<b>South Carolina opened up SEC play:</b>	Home: 83-75 win vs. No. 22/24 Vanderbilt (Jan. 8, 2011) in Columbia Away: 79-64 loss vs. No. 2/2 Kentucky (Jan. 7, 2012) in Lexington, Ky.



2012-13  
 South Carolina Combined Team Statistics (as of Dec 02, 2012)  
 All games

RECORD:	OVERALL	HOME	AWAY	NEUTRAL
ALL GAMES	5-3	3-2	0-1	2-0
CONFERENCE	0-0	0-0	0-0	0-0
NON-CONFERENCE	5-3	3-2	0-1	2-0

##	Player	gp-gs	min	avg	Total		3-Point		F-Throw		Rebounds				pf	dq	a	to	blk	stl	pts	avg
					fg-fga	fg%	3fg-fga	3fg%	ft-fa	ft%	off	def	tot	avg								
01	WILLIAMS, Brenton	8-3	183	22.9	34-64	.531	12-29	.414	27-30	.900	4	15	19	2.4	14	0	10	18	2	5	107	13.4
00	PAGE, LaShay	8-8	199	24.9	31-84	.369	14-42	.333	22-26	.846	4	24	28	3.5	15	0	8	13	1	3	98	12.3
24	CARRERA, Michael	5-4	101	20.2	15-32	.469	1-1	1.000	20-25	.800	17	22	39	7.8	19	1	3	12	5	1	51	10.2
30	JACKSON, Lakeem	8-8	265	33.1	36-58	.621	0-0	.000	5-15	.333	25	37	62	7.8	18	0	17	22	6	6	77	9.6
23	ELLINGTON, Bruce	2-0	56	28.0	7-19	.368	0-6	.000	5-7	.714	1	3	4	2.0	5	0	2	7	0	1	19	9.5
25	KACINAS, Mindaugas	8-1	218	27.3	23-39	.590	3-8	.375	18-27	.667	21	24	45	5.6	18	1	8	20	6	5	67	8.4
02	RICHARDSON, Brian	8-0	171	21.4	18-46	.391	10-25	.400	8-9	.889	6	15	21	2.6	18	0	16	14	4	3	54	6.8
05	SMITH, Eric	8-8	217	27.1	16-50	.320	4-16	.250	15-22	.682	4	12	16	2.0	16	0	24	23	1	7	51	6.4
33	SLAWSON, RJ	8-8	149	18.6	11-27	.407	0-4	.000	9-13	.692	18	17	35	4.4	29	2	8	11	5	5	31	3.9
32	LEONARD, Damien	7-0	64	9.1	7-18	.389	4-13	.308	0-0	.000	2	4	6	0.9	6	0	2	10	1	2	18	2.6
14	CHATKEVICIUS, L.	2-0	18	9.0	2-4	.500	0-0	.000	1-2	.500	1	2	3	1.5	3	0	1	2	0	0	5	2.5
55	PHILLIPS, Shane	4-0	8	2.0	0-1	.000	0-1	.000	0-0	.000	0	0	0	0.0	0	0	1	0	0	0	0	0.0
12	CONSTABLE, Austin	1-0	1	1.0	0-0	.000	0-0	.000	0-0	.000	0	0	0	0.0	0	0	0	0	0	0	0	0.0
Team											16	14	30				2					
Total.....		8	1650		200-442	.452	48-145	.331	130-176	.739	119	189	308	38.5	161	4	100	154	31	38	578	72.2
Opponents.....		8	1650		203-443	.458	50-135	.370	113-183	.617	83	139	222	27.8	161	-	104	111	35	78	569	71.1

TEAM STATISTICS	SC	OPP
SCORING	578	569
Points per game	72.2	71.1
Scoring margin	+1.1	-
FIELD GOALS-ATT	200-442	203-443
Field goal pct	.452	.458
3 POINT FG-ATT	48-145	50-135
3-point FG pct	.331	.370
3-pt FG made per game	6.0	6.3
FREE THROWS-ATT	130-176	113-183
Free throw pct	.739	.617
F-Throws made per game	16.3	14.1
REBOUNDS	308	222
Rebounds per game	38.5	27.8
Rebounding margin	+10.8	-
ASSISTS	100	104
Assists per game	12.5	13.0
TURNOVERS	154	111
Turnovers per game	19.3	13.9
Turnover margin	-5.4	-
Assist/turnover ratio	0.6	0.9
STEALS	38	78
Steals per game	4.8	9.8
BLOCKS	31	35
Blocks per game	3.9	4.4
ATTENDANCE	39949	5481
Home games-Avg/Game	5-7990	1-4902
Neutral site-Avg/Game	-	2-290

Date	Opponent	Score	Att.
& 11/11/12	UW-MILWAUKEE	Wot 82-75	7335
11/16/12	MORGAN STATE	w 87-71	8019
& 11/19/12	RIDER	w 88-76	7157
11/21/12	ELON	L 53-65	6754
^ 11/24/12	vs Missouri State	Wot 74-67	303
^ 11/25/12	vs UALR	w 74-62	276
% 11/29/12	at St. John's	L 65-89	4902
12/2/12	CLEMSON	L 55-64	10684

\* = Conference game  
 & = Hoops For Hope Classic (Columbia, S.C.)  
 ^ = Hoops For Hope Classic (Puerto Vallarta, Mexico)  
 % = SEC/BIG EAST Challenge (Queens, N.Y.)

Score by Periods	1st	2nd	OT	Totals
South Carolina	255	291	32	578
Opponents	268	283	18	569





2012-13  
South Carolina Team Game-by-Game Comparison (as of Dec 06, 2012)  
All games

Opponent	1st	2nd	Score	Mar	Total FG	FG Pct	3-Pointers	3FG Pct	Free Throws	FT Pct	Rebounds	Assist	T/Over	Block	Steal	Fouls
UW-MILWAUKEE	23/38	43/28	82-75	+7	28-63/26-67	.444/.388	0-11/14-33	.000/.424	26-31/9-19	.839/.474	45/33 +12	11/17	17/15	7/3	5/7	16/24
MORGAN STATE	45/41	42/30	87-71	+16	30-57/28-53	.526/.528	6-16/2-13	.375/.154	21-26/13-20	.808/.650	35/22 +13	10/13	20/20	2/4	5/11	20/20
RIDER	44/37	44/39	88-76	+12	32-60/27-53	.533/.509	13-27/6-14	.481/.429	11-14/16-21	.786/.762	33/23 +10	22/13	18/17	2/2	5/9	20/13
ELON	23/31	30/34	53-65	(12)	18-56/26-57	.321/.456	6-19/8-15	.316/.533	11-17/5-11	.647/.455	43/30 +13	10/13	22/14	5/6	7/12	16/19
Missouri State	28/33	30/25	74-67	+7	22-39/23-59	.564/.390	8-18/5-19	.444/.263	22-28/16-28	.786/.571	33/29 +4	13/7	25/13	5/0	2/10	24/24
UALR	39/22	35/40	74-62	+12	28-50/23-57	.560/.404	6-16/5-16	.375/.313	12-17/11-23	.706/.478	40/25 +15	14/14	21/12	5/3	9/11	20/18
St. John's	26/38	39/51	65-89	(24)	24-65/33-58	.369/.569	5-23/7-14	.217/.500	12-21/16-24	.571/.667	43/31 +12	10/19	12/7	1/9	2/8	17/18
CLEMSON	27/28	28/36	55-64	(9)	18-52/17-39	.346/.436	4-15/3-11	.267/.273	15-22/27-37	.682/.730	36/29 +7	10/8	19/13	4/8	3/10	28/25

Note: Game totals are displayed in the format TEAM/OPPONENT for each category



2012-13  
South Carolina Team High/Low Analysis (as of Dec 06, 2012)  
All games

South Carolina - TEAM GAME HIGHS

POINTS	88	RIDER (11/19/12)
	87	MORGAN STATE (11/16/12)
	82	UW-MILWAUKEE (11/11/12)
	74	vs UALR (11/25/12)
	74	vs Missouri State (11/24/12)
FIELD GOALS MADE	32	RIDER (11/19/12)
	30	MORGAN STATE (11/16/12)
FIELD GOAL ATTEMPTS	65	at St. John's (11/29/12)
	63	UW-MILWAUKEE (11/11/12)
FIELD GOAL PERCENTAGE	.564 (22-39)	vs Missouri State (11/24/12)
	.560 (28-50)	vs UALR (11/25/12)
3 PT FIELD GOALS MADE	13	RIDER (11/19/12)
	8	vs Missouri State (11/24/12)
3 PT FG ATTEMPTS	27	RIDER (11/19/12)
	23	at St. John's (11/29/12)
3 PT FG PERCENTAGE	.481 (13-27)	RIDER (11/19/12)
	.444 (8-18)	vs Missouri State (11/24/12)
FREE THROWS MADE	26	UW-MILWAUKEE (11/11/12)
	22	vs Missouri State (11/24/12)
FREE THROW ATTEMPTS	31	UW-MILWAUKEE (11/11/12)
	28	vs Missouri State (11/24/12)
FREE THROW PERCENTAGE	.839 (26-31)	UW-MILWAUKEE (11/11/12)
	.808 (21-26)	MORGAN STATE (11/16/12)
REBOUNDS	45	UW-MILWAUKEE (11/11/12)
	43	at St. John's (11/29/12)
	43	ELON (11/21/12)
ASSISTS	22	RIDER (11/19/12)
	14	vs UALR (11/25/12)
STEALS	9	vs UALR (11/25/12)
	7	ELON (11/21/12)
BLOCKED SHOTS	7	UW-MILWAUKEE (11/11/12)
	5	vs UALR (11/25/12)
	5	vs Missouri State (11/24/12)
	5	ELON (11/21/12)
TURNOVERS	25	vs Missouri State (11/24/12)
	22	ELON (11/21/12)
FOULS	28	CLEMSON (12/2/12)
	24	vs Missouri State (11/24/12)



2012-13  
South Carolina High/Low Analysis (as of Dec 06, 2012)  
All games

Opponent - GAME HIGHS

POINTS	89	at St. John's (11/29/12)
	76	RIDER (11/19/12)
	75	UW-MILWAUKEE (11/11/12)
	71	MORGAN STATE (11/16/12)
	67	vs Missouri State (11/24/12)
FIELD GOALS MADE	33	at St. John's (11/29/12)
	28	MORGAN STATE (11/16/12)
FIELD GOAL ATTEMPTS	67	UW-MILWAUKEE (11/11/12)
	59	vs Missouri State (11/24/12)
FIELD GOAL PERCENTAGE	.569 (33-58)	at St. John's (11/29/12)
	.528 (28-53)	MORGAN STATE (11/16/12)
3 PT FIELD GOALS MADE	14	UW-MILWAUKEE (11/11/12)
	8	ELON (11/21/12)
3 PT FG ATTEMPTS	33	UW-MILWAUKEE (11/11/12)
	19	vs Missouri State (11/24/12)
3 PT FG PERCENTAGE	.533 (8-15)	ELON (11/21/12)
	.500 (7-14)	at St. John's (11/29/12)
FREE THROWS MADE	27	CLEMSON (12/2/12)
	16	at St. John's (11/29/12)
	16	vs Missouri State (11/24/12)
	16	RIDER (11/19/12)
FREE THROW ATTEMPTS	37	CLEMSON (12/2/12)
	28	vs Missouri State (11/24/12)
FREE THROW PERCENTAGE	.762 (16-21)	RIDER (11/19/12)
	.730 (27-37)	CLEMSON (12/2/12)
REBOUNDS	33	UW-MILWAUKEE (11/11/12)
	31	at St. John's (11/29/12)
ASSISTS	19	at St. John's (11/29/12)
	17	UW-MILWAUKEE (11/11/12)
STEALS	12	ELON (11/21/12)
	11	vs UALR (11/25/12)
	11	MORGAN STATE (11/16/12)
BLOCKED SHOTS	9	at St. John's (11/29/12)
	8	CLEMSON (12/2/12)
TURNOVERS	20	MORGAN STATE (11/16/12)
	17	RIDER (11/19/12)
FOULS	25	CLEMSON (12/2/12)
	24	vs Missouri State (11/24/12)
	24	UW-MILWAUKEE (11/11/12)



2012-13  
South Carolina High/Low Analysis (as of Dec 06, 2012)  
All games

South Carolina - GAME LOWS

POINTS	53	ELON (11/21/12)
	55	CLEMSON (12/2/12)
	65	at St. John's (11/29/12)
	74	vs Missouri State (11/24/12)
	74	vs UALR (11/25/12)
FIELD GOALS MADE	18	ELON (11/21/12)
	18	CLEMSON (12/2/12)
FIELD GOAL ATTEMPTS	39	vs Missouri State (11/24/12)
	50	vs UALR (11/25/12)
FIELD GOAL PERCENTAGE	.321 (18-56)	ELON (11/21/12)
	.346 (18-52)	CLEMSON (12/2/12)
3 PT FIELD GOALS MADE	0	UW-MILWAUKEE (11/11/12)
	4	CLEMSON (12/2/12)
3 PT FG ATTEMPTS	11	UW-MILWAUKEE (11/11/12)
	15	CLEMSON (12/2/12)
3 PT FG PERCENTAGE	.000 (0-11)	UW-MILWAUKEE (11/11/12)
	.217 (5-23)	at St. John's (11/29/12)
FREE THROWS MADE	11	RIDER (11/19/12)
	11	ELON (11/21/12)
FREE THROW ATTEMPTS	14	RIDER (11/19/12)
	17	ELON (11/21/12)
	17	vs UALR (11/25/12)
FREE THROW PERCENTAGE	.571 (12-21)	at St. John's (11/29/12)
	.647 (11-17)	ELON (11/21/12)
REBOUNDS	33	RIDER (11/19/12)
	33	vs Missouri State (11/24/12)
ASSISTS	10	MORGAN STATE (11/16/12)
	10	ELON (11/21/12)
	10	at St. John's (11/29/12)
	10	CLEMSON (12/2/12)
STEALS	2	vs Missouri State (11/24/12)
	2	at St. John's (11/29/12)
BLOCKED SHOTS	1	at St. John's (11/29/12)
	2	MORGAN STATE (11/16/12)
	2	RIDER (11/19/12)
TURNOVERS	12	at St. John's (11/29/12)
	17	UW-MILWAUKEE (11/11/12)
FOULS	16	UW-MILWAUKEE (11/11/12)
	16	ELON (11/21/12)





2012-13  
South Carolina High/Low Analysis (as of Dec 06, 2012)  
All games

Opponent - GAME LOWS

POINTS	62		vs UALR (11/25/12)
	64		CLEMSON (12/2/12)
	65		ELON (11/21/12)
	67		vs Missouri State (11/24/12)
	71		MORGAN STATE (11/16/12)
FIELD GOALS MADE	17		CLEMSON (12/2/12)
	23		vs Missouri State (11/24/12)
	23		vs UALR (11/25/12)
FIELD GOAL ATTEMPTS	39		CLEMSON (12/2/12)
	53		MORGAN STATE (11/16/12)
	53		RIDER (11/19/12)
FIELD GOAL PERCENTAGE	.388	(26-67)	UW-MILWAUKEE (11/11/12)
	.390	(23-59)	vs Missouri State (11/24/12)
3 PT FIELD GOALS MADE	2		MORGAN STATE (11/16/12)
	3		CLEMSON (12/2/12)
3 PT FG ATTEMPTS	11		CLEMSON (12/2/12)
	13		MORGAN STATE (11/16/12)
3 PT FG PERCENTAGE	.154	(2-13)	MORGAN STATE (11/16/12)
	.263	(5-19)	vs Missouri State (11/24/12)
FREE THROWS MADE	5		ELON (11/21/12)
	9		UW-MILWAUKEE (11/11/12)
FREE THROW ATTEMPTS	11		ELON (11/21/12)
	19		UW-MILWAUKEE (11/11/12)
FREE THROW PERCENTAGE	.455	(5-11)	ELON (11/21/12)
	.474	(9-19)	UW-MILWAUKEE (11/11/12)
REBOUNDS	22		MORGAN STATE (11/16/12)
	23		RIDER (11/19/12)
ASSISTS	7		vs Missouri State (11/24/12)
	8		CLEMSON (12/2/12)
STEALS	7		UW-MILWAUKEE (11/11/12)
	8		at St. John's (11/29/12)
BLOCKED SHOTS	0		vs Missouri State (11/24/12)
	2		RIDER (11/19/12)
TURNOVERS	7		at St. John's (11/29/12)
	12		vs UALR (11/25/12)
FOULS	13		RIDER (11/19/12)
	18		vs UALR (11/25/12)
	18		at St. John's (11/29/12)



2012-13  
South Carolina Player High/Low Analysis (as of Dec 06, 2012)  
All games

South Carolina - I N D I V I D U A L G A M E H I G H S

Points	22		PAGE, LaShay vs Missouri State (11/24/12)
	22		WILLIAMS, Brenton vs Rider (11/19/12)
	20		PAGE, LaShay vs Morgan State (11/16/12)
	19		PAGE, LaShay vs UW-Milwaukee (11/11/12)
	18		CARRERA, Michael vs Missouri State (11/24/12)
	18		KACINAS, Mindaugas vs Rider (11/19/12)
Field Goals Made	8		KACINAS, Mindaugas vs Rider (11/19/12)
	7		WILLIAMS, Brenton vs UALR (11/25/12)
	7		JACKSON, Lakeem vs Elon (11/21/12)
	7		WILLIAMS, Brenton vs Rider (11/19/12)
	7		JACKSON, Lakeem vs Rider (11/19/12)
	7		PAGE, LaShay vs UW-Milwaukee (11/11/12)
Field Goal Att.	18		PAGE, LaShay vs UW-Milwaukee (11/11/12)
	13		JACKSON, Lakeem vs Elon (11/21/12)
	13		WILLIAMS, Brenton vs Morgan State (11/16/12)
	13		PAGE, LaShay vs Morgan State (11/16/12)
FG Pct (min 5 made)	1.000	(7-7)	WILLIAMS, Brenton vs UALR (11/25/12)
	.875	(7-8)	JACKSON, Lakeem vs Rider (11/19/12)
3-Point FG Made	5		WILLIAMS, Brenton vs Rider (11/19/12)
	4		RICHARDSON, Brian vs Missouri State (11/24/12)
	4		PAGE, LaShay vs Rider (11/19/12)
3-Point FG Att.	8		WILLIAMS, Brenton vs Rider (11/19/12)
	7		WILLIAMS, Brenton vs Clemson (12/2/12)
	7		PAGE, LaShay vs UALR (11/25/12)
	7		PAGE, LaShay vs Missouri State (11/24/12)
3-Pt FG Pct (min 2 made)	.667	(4-6)	RICHARDSON, Brian vs Missouri State (11/24/12)
	.667	(4-6)	PAGE, LaShay vs Rider (11/19/12)
	.667	(2-3)	RICHARDSON, Brian vs Morgan State (11/16/12)
Free Throws Made	8		WILLIAMS, Brenton vs UW-Milwaukee (11/11/12)
	7		PAGE, LaShay vs Missouri State (11/24/12)
Free Throw Att.	9		SMITH, Eric vs Morgan State (11/16/12)
	8		PAGE, LaShay vs Missouri State (11/24/12)
	8		WILLIAMS, Brenton vs UW-Milwaukee (11/11/12)
	8		KACINAS, Mindaugas vs UW-Milwaukee (11/11/12)
FT Pct (min 3 made)	1.000	(8-8)	WILLIAMS, Brenton vs UW-Milwaukee (11/11/12)
	1.000	(6-6)	PAGE, LaShay vs Morgan State (11/16/12)
	1.000	(5-5)	CARRERA, Michael vs UW-Milwaukee (11/11/12)
	1.000	(4-4)	WILLIAMS, Brenton vs Clemson (12/2/12)
	1.000	(3-3)	KACINAS, Mindaugas vs Clemson (12/2/12)
	1.000	(3-3)	PAGE, LaShay vs UALR (11/25/12)
	1.000	(3-3)	RICHARDSON, Brian vs Rider (11/19/12)
	1.000	(3-3)	WILLIAMS, Brenton vs Rider (11/19/12)
	1.000	(3-3)	WILLIAMS, Brenton vs Morgan State (11/16/12)
Rebounds	15		JACKSON, Lakeem vs UALR (11/25/12)
	15		CARRERA, Michael vs UW-Milwaukee (11/11/12)
Assists	6		SMITH, Eric vs Missouri State (11/24/12)
	6		RICHARDSON, Brian vs Rider (11/19/12)
Steals	3		SMITH, Eric vs UALR (11/25/12)
	2		KACINAS, Mindaugas vs UALR (11/25/12)
	2		SLAWSON, RJ vs UALR (11/25/12)
	2		WILLIAMS, Brenton vs UALR (11/25/12)
	2		JACKSON, Lakeem vs Elon (11/21/12)
	2		JACKSON, Lakeem vs Rider (11/19/12)

	2	PAGE, LaShay vs Morgan State (11/16/12)
Blocked Shots	3	CARRERA, Michael vs UW-Milwaukee (11/11/12)
	2	JACKSON, Lakeem vs UALR (11/25/12)
	2	KACINAS, Mindaugas vs UALR (11/25/12)
	2	KACINAS, Mindaugas vs Missouri State (11/24/12)
	2	JACKSON, Lakeem vs Elon (11/21/12)
Turnovers	6	SMITH, Eric vs Missouri State (11/24/12)
	5	ELLINGTON, Bruce vs Clemson (12/2/12)
	5	KACINAS, Mindaugas vs Missouri State (11/24/12)
Fouls	5	KACINAS, Mindaugas vs Clemson (12/2/12)
	5	CARRERA, Michael vs Clemson (12/2/12)
	5	SLAWSON, RJ vs UALR (11/25/12)
	5	SLAWSON, RJ vs Morgan State (11/16/12)



2012-13  
 South Carolina Opponent High/Low Analysis (as of Dec 06, 2012)  
 All games

OPPONENT INDIVIDUAL GAME HIGHS

Points	28	AARON, Jordan vs UW-Milwaukee (11/11/12)
	26	HARRISON, D'Angelo at St. John's (11/29/12)
	26	Lindsey, Nurideen vs Rider (11/19/12)
	20	BLACK,Justin vs Morgan State (11/16/12)
	19	Neighbour, Will vs UALR (11/25/12)
Field Goals Made	9	Lindsey, Nurideen vs Rider (11/19/12)
	9	BLACK,Justin vs Morgan State (11/16/12)
	9	AARON, Jordan vs UW-Milwaukee (11/11/12)
Field Goal Att.	24	AARON, Jordan vs UW-Milwaukee (11/11/12)
	15	Lindsey, Nurideen vs Rider (11/19/12)
FG Pct (min 5 made)	.875 (7-8)	GARRETT, Amir at St. John's (11/29/12)
	.692 (9-13)	BLACK,Justin vs Morgan State (11/16/12)
3-Point FG Made	7	AARON, Jordan vs UW-Milwaukee (11/11/12)
	3	HARRISON, D'Angelo at St. John's (11/29/12)
	3	Gillon, John vs UALR (11/25/12)
	3	Marcus Marshall vs Missouri State (11/24/12)
	3	ISENBARGER, Jack vs Elon (11/21/12)
	3	KOCH, Sebastian vs Elon (11/21/12)
	3	Myles, Anthony vs Rider (11/19/12)
3-Point FG Att.	14	AARON, Jordan vs UW-Milwaukee (11/11/12)
	7	Marcus Marshall vs Missouri State (11/24/12)
	7	KOCH, Sebastian vs Elon (11/21/12)
	7	NIANG, Thierno vs UW-Milwaukee (11/11/12)
3-Pt FG Pct (min 2 made)	1.000 (2-2)	GREENE IV, Phil at St. John's (11/29/12)
	1.000 (2-2)	HAARSMMA, James vs UW-Milwaukee (11/11/12)
Free Throws Made	9	Hall, Rod vs Clemson (12/2/12)
	7	McDaniels, K.J. vs Clemson (12/2/12)
	7	Filer, Adonis vs Clemson (12/2/12)
	7	HARRISON, D'Angelo at St. John's (11/29/12)
	7	Lindsey, Nurideen vs Rider (11/19/12)
	7	HUBBARD,Anthony vs Morgan State (11/16/12)
Free Throw Att.	12	Hall, Rod vs Clemson (12/2/12)
	10	Filer, Adonis vs Clemson (12/2/12)
FT Pct (min 3 made)	1.000 (7-7)	HUBBARD,Anthony vs Morgan State (11/16/12)
	1.000 (4-4)	Marcus Marshall vs Missouri State (11/24/12)
	1.000 (3-3)	Neighbour, Will vs UALR (11/25/12)
Rebounds	11	GARRETT, Amir at St. John's (11/29/12)
	10	HAARSMMA, James vs UW-Milwaukee (11/11/12)
Assists	6	JACKSON,DeWayne vs Morgan State (11/16/12)
	6	AARON, Jordan vs UW-Milwaukee (11/11/12)
Steals	5	JACKSON,DeWayne vs Morgan State (11/16/12)
	3	Booker, Devin vs Clemson (12/2/12)
	3	Anthony Downing vs Missouri State (11/24/12)
	3	TROUTMAN, Lucas vs Elon (11/21/12)
	3	KOCH, Sebastian vs Elon (11/21/12)
	3	Lindsey, Nurideen vs Rider (11/19/12)
	3	PRETLOW,Donte vs Morgan State (11/16/12)
	3	AARON, Jordan vs UW-Milwaukee (11/11/12)
Blocked Shots	5	McDaniels, K.J. vs Clemson (12/2/12)
	3	OBEKPA, Chris at St. John's (11/29/12)
	3	BALAMOU, Felix at St. John's (11/29/12)
Turnovers	8	JACKSON,DeWayne vs Morgan State (11/16/12)
	5	Lindsey, Nurideen vs Rider (11/19/12)



Fouls	5	Harrison, Damarcus vs Clemson (12/2/12)
	5	WINTERS, Ryan vs Elon (11/21/12)
	5	HUBBARD,Anthony vs Morgan State (11/16/12)
	5	AARON, Jordan vs UW-Milwaukee (11/11/12)