

# SOUTH CAROLINA WOMEN'S BASKETBALL



# Be the change.



## 2014 SEC Tournament

March 5-9 • Duluth, Ga. • The Arena at Gwinnett Center (10,309)



### Game Information

**Date:** Friday, March 7, 2014, Noon  
**TV:** SportSouth (Dave Neal, play-by-play; LaChina Robinson, analyst)  
**Radio:** 107.5 FM The Game, 1320 AM The Fan (Brad Muller); GamecocksOnline.com; Sirius Ch. 93/XM Ch. 199 (SEC Broadcast)  
**Live Video:** ESPN3  
**Live Stats:** SECsports.com

### South Carolina Gamecocks 26-3, 14-2 SEC

**Ranking:** 5/7 (AP/Coaches)  
**Head Coach:** Dawn Staley  
**Record at SC:** 118-69 (6th)  
**Career Rec.:** 290-149 (14th)  
**vs. UGA:** 5-7 / **vs. VU:** 6-4  
**Top Scorer:** Mitchell (15.5 ppg)  
**Top Rebounder:** Coates (7.9 rpg)



vs.



### Georgia Lady Bulldogs

**Head Coach:** Andy Landers  
**Top Scorer:** Barbee (12.9 ppg)  
**Top Rebounder:** Barbee (8.2 rpg)

### Series History

UGA leads 33-8  
 VU leads 21-11



### Vanderbilt Commodores

**Head Coach:** Melanie Balcomb  
**Top Scorer:** Foggie (19.1 ppg)  
**Top Rebounder:** Batey (5.3 rpg)

### 2013-14 Schedule













Nov. 8	Charleston Southern	W, 99-29
Nov. 10	Louisiana Tech	W, 68-45
Nov. 14	C. of Charleston (FSSO)	W, 81-54
Nov. 17	Seton Hall	W, 88-67
Nov. 20	at Clemson	W, 68-43
Nov. 23	at San Diego State	W, 88-54
Nov. 25	at Southern Cal (Pac-12)	W, 70-50
Dec. 2	NC Central (FSSO)	W, 79-27
Dec. 8	at Charlotte	W, 76-61
<i>Carolinas Challenge</i>		
Dec. 18	vs. #14/13 North Carolina	L, 66-74
Dec. 20	Winthrop	W, 69-61
Dec. 22	SC State (FSSO)	W, 70-26
Dec. 28	Savannah State (FSSO)	W, 82-40
Jan. 2	at Arkansas*	W, 55-51
Jan. 5	Vanderbilt* (ESPNU)	W, 76-66
Jan. 9	#9/10 Kentucky*	W, 68-59
Jan. 12	at Auburn* (SPSO)	W, 72-66
Jan. 16	at #25/21 Texas A&M* (FSW)	L, 65-67 (ot)
Jan. 19	Alabama*	W, 77-51
Jan. 26	at #16/19 Vanderbilt* (ESPN2)	W, 61-57
Jan. 30	Mississippi*	W, 99-70
Feb. 2	Missouri*	W, 78-62
Feb. 6	at Mississippi State*	W, 71-64
Feb. 9	Arkansas* (SECTV)	W, 67-49
Feb. 16	at #19/17 LSU* (ESPN2)	W, 73-57
Feb. 20	at #15/15 Kentucky* (SPSO)	W, 81-58
Feb. 23	Florida* (SPSO)	W, 69-55
Feb. 27	Georgia*	W, 67-56
Mar. 2	at #10/9 Tennessee* (ESPNU)	L, 61-73
<i>SEC Tournament</i>		
Mar. 7	Georgia/Vanderbilt (SPSO)	Noon
Mar. 8	Semifinals (ESPNU)	TBA
Mar. 9	Final (ESPN)	

### South Carolina Notables

- South Carolina won its first SEC regular-season championship this season, claiming the title outright with Thursday's win over Georgia. It is the program's sixth regular-season conference title, but the first in the SEC. The Gamecocks exceeded all expectations with the title as the coaches predicted a fifth-place finish for them and the media rated them seventh.
- The Gamecocks claimed four of the SEC's six individual postseason awards, including the program's first SEC Player of the Year, Freshman of the Year (coaches) and 6th Player of the Year honors. Dawn Staley earned her first SEC Coach of the Year award while Tiffany Mitchell became just the second sophomore in SEC history to earn Player of the Year honors and Alaina Coates became the league's first Freshman of the Year to also earn another "of the Year" recognition.
- South Carolina had two players on the All-SEC First Team for just the second time in school history with Aleighsa Welch and Mitchell on the list. They join the 2002 tandem of Shaunzinski Gortman and Jocelyn Penn. With Coates earning second-team honors, this is the third-straight season in which three Gamecocks have earned all-conference recognition.
- Junior center Elem Ibiam and Mitchell captured All-Defensive Team spots, making the Gamecocks the only team with a representative on all four of the teams named (1st, 2nd, All-Defensive, All-Freshman).

Georgia		Tale of the Tape		Vanderbilt	
UGA	SC	VU	SC	UGA	SC
67.4	73.9	72.9	73.9	Points Per Game	Points Per Game
58.7	54.8	67.0	54.8	Opp. Points Per Game	Opp. Points Per Game
.420	.481	.460	.481	Field Goal %age	Field Goal %age
.373	.345	.439	.345	Opp. Field Goal %age	Opp. Field Goal %age
.302	.354	.403	.354	3-Pt. Field Goal %age	3-Pt. Field Goal %age
.298	.284	.310	.284	Opp. 3-Pt. Field Goal %age	Opp. 3-Pt. Field Goal %age
.625	.677	.753	.677	Free Throw %age	Free Throw %age
11.3	18.6	16.1	18.6	FTs Made Per Game	FTs Made Per Game
14.2	14.9	16.1	14.9	Assists Per Game	Assists Per Game
+1.5	-1.3	+0.7	-1.3	Turnover Margin	Turnover Margin
40.3	40.9	35.1	40.9	Rebounds Per Game	Rebounds Per Game
+5.4	+9.6	+3.1	+9.6	Rebounding Margin	Rebounding Margin
9.1	6.4	7.7	6.4	Steals Per Game	Steals Per Game
2.9	7.2	0.8	7.2	Blocked Shots Per Game	Blocked Shots Per Game

# 2013-14 South Carolina Media Roster

<b>0</b>		<p><b>India Farmer</b> 6-0 • Freshman • Forward • N. Myrtle Beach, S.C.</p> <p>PPG <b>0.4</b> RPG <b>0.3</b> APG <b>0.0</b> FG% <b>.286</b> FT% <b>—</b></p>	<p><b>LAST GAME:</b> 2 min vs. Georgia <b>NOTABLE:</b> Has played in 14 games ... Hit a 3 against Alabama for first SEC pts ... First career points and rebounds against NC Central ... Named Toast of the Coast Player of the Year by <i>The Sun News</i>, earned all-state honors as a senior.</p>	<p><b>Career Highs</b> <b>Pts:</b> 3, 2x, last vs. Ala., 1/19/14 <b>Reb:</b> 3 vs. NC Central 12/2/13 <b>A:</b> — <b>S:</b> — <b>Min:</b> 11 vs. NC Central 12/2/13</p>
<b>2</b>		<p><b>Olivia Gaines</b> 5-7 • Junior • Guard • Chester, S.C.</p> <p>PPG <b>2.3</b> RPG <b>1.5</b> APG <b>1.1</b> FG% <b>.512</b> FT% <b>.750</b></p>	<p><b>LAST GAME:</b> 2 pts, 1 ast, 2 stls at Tennessee <b>NOTABLE:</b> Great spark and rebounding off bench at UK ... Aggressive defender ... Named 2013 Junior/Community College Player of the Year by WBCA ... Helped team to 2013 NJCAA Division II national title.</p>	<p><b>Career Highs</b> <b>Pts:</b> 7 vs. Savannah St., 12/28/13 <b>Reb:</b> 5 vs. NC Central 12/2/13 <b>A:</b> 5 vs. Char. Sthrn., 11/8/13 <b>S:</b> 3 vs. Char. Sthrn., 11/8/13 <b>Min:</b> 23 vs. Alabama, 1/19/14</p>
<b>5</b>		<p><b>Khadijah Sessions</b> 5-8 • Sophomore • Guard • Myrtle Beach, S.C. <i>kub-DEE-zhub SESH-uns</i></p> <p>PPG <b>7.7</b> RPG <b>1.4</b> APG <b>2.9</b> FG% <b>.391</b> FT% <b>.716</b></p>	<p><b>LAST GAME:</b> 3 pts, 3 assts, 1 reb at Tennessee <b>NOTABLE:</b> Assist leader 7x ... has 8 10+ scoring games and 5 games of 5+ assists ... 12th in SEC in FT %age ... 3-of-3 from 3 at UK ... Hit two FTs in final seconds at Vandy and MSU ... Voted a team captain.</p>	<p><b>Career Highs</b> <b>Pts:</b> 19 vs. Auburn, 2/3/13 <b>Reb:</b> 5 at Florida, 1/20/13 <b>A:</b> 6, 2x, vs. Missouri, 2/2/14 <b>S:</b> 4, 3x, vs. Missouri, 2/2/14 <b>Min:</b> 37 at USC, 11/25/13</p>
<b>12</b>		<p><b>Wilka Montout</b> 6-3 • Senior • Forward • Cayenne, French Guiana <i>WIL-kub mawn-TOO</i></p> <p>PPG <b>1.6</b> RPG <b>1.8</b> APG <b>0.2</b> FG% <b>.326</b> FT% <b>.316</b></p>	<p><b>LAST GAME:</b> 3 min at Tennessee <b>NOTABLE:</b> Drew first career start on Senior Day ... Solid play at Vandy during foul trouble for starters ... Hit pair of 3s against Alabama ... Career-high 8 rebs vs CoFC ... Rangy forward who can stretch defenses with her shooting touch.</p>	<p><b>Career Highs</b> <b>Pts:</b> 12 vs. LA Tech, 11/12/12 <b>Reb:</b> 8 vs. CoFC, 11/14/13 <b>B:</b> 2, 3x, vs. Georgia, 2/27/14 <b>S:</b> 1, 4x, vs. CSU, 11/8/13 <b>Min:</b> 24 vs. Sav. State, 11/15/12</p>
<b>15</b>		<p><b>Tiffany Davis</b> 5-7 • R-Freshman • Guard • Houston, Texas</p> <p>PPG <b>2.6</b> RPG <b>1.0</b> APG <b>1.0</b> FG% <b>.396</b> FT% <b>.708</b></p>	<p><b>LAST GAME:</b> 6 pts, 1 asst at Tennessee <b>NOTABLE:</b> Career-high 11 pts vs. Ole Miss in just 16 min off bench ... Learning how to get team organized on both ends and spot up for open shots on offense ... Good shooter ... Fully recovered from knee surgery last fall.</p>	<p><b>Career Highs</b> <b>Pts:</b> 11 vs. Ole Miss, 1/30/14 <b>Reb:</b> 6 at Arkansas, 1/2/14 <b>A:</b> 3, 4x, vs. SC St., 12/22/13 <b>S:</b> 5 vs. Elon, 11/9/12 <b>Min:</b> 30 at Arkansas, 1/2/14</p>
<b>21</b>		<p><b>LeAnna Morrison</b> 5-5 • R-Sophomore • Guard • Monck's Corner, S.C.</p> <p>PPG <b>0.6</b> RPG <b>0.5</b> APG <b>0.2</b> FG% <b>.182</b> FT% <b>.600</b></p>	<p><b>LAST GAME:</b> 1 min vs. Georgia <b>NOTABLE:</b> Has played in 18 games ... Hit first career field goal against NC Central ... Ran track for two seasons at Charlotte ... Named 2011 All-Lowcountry Female Athlete of the Year by <i>The Post &amp; Courier</i>.</p>	<p><b>Career Highs</b> <b>Pts:</b> 3 vs. NC Central 12/2/13 <b>Reb:</b> 2, 2x, vs. Sav. St., 12/28/13 <b>A:</b> 1, 3x, at San Diego St., 11/23/13 <b>S:</b> 1 vs. Seton Hall, 11/17/13 <b>Min:</b> 12 vs. NC Central 12/2/13</p>
<b>23</b>		<p><b>Tina Roy</b> 5-11 • R-Sophomore • Guard • Kaplan, La.</p> <p>PPG <b>3.5</b> RPG <b>2.1</b> APG <b>1.5</b> FG% <b>.283</b> FT% <b>.609</b></p>	<p><b>LAST GAME:</b> 2 pts at Tennessee <b>NOTABLE:</b> Great all-around game at Mississippi St., contributing in every way ... Key to 1st-half run vs. Kentucky, 11 points in opening 20 min ... Fully recovered from knee surgery in Aug. 2012.</p>	<p><b>Career Highs</b> <b>Pts:</b> 15 vs. Presby, 11/27/11 <b>Reb:</b> 8 at Miss. State, 2/6/14 <b>A:</b> 7 vs. Char. Sthrn., 11/8/13 <b>S:</b> 3 at Charlotte 11/27/11 <b>Min:</b> 31 vs. Vandy, 1/5/14</p>
<b>24</b>		<p><b>Aleighsa Welch</b> 6-0 • Junior • Forward • Goose Creek, S.C. <i>uh-LEE-sub Welch</i></p> <p>PPG <b>13.9</b> RPG <b>7.5</b> APG <b>2.0</b> FG% <b>.570</b> FT% <b>.618</b></p>	<p><b>LAST GAME:</b> 16 pts, 9 rebs at Tennessee <b>NOTABLE:</b> 1st-Team All-SEC ... Ranks 15th in nation, 2nd in SEC in FG%age ... 15th in SEC in ppg, 9th in rpg, 8th in blks (1.4), 4th in off. rebs (3.1) ... 8 dbl-dbls ... CoSIDA Acad. All-District ... Team captain.</p>	<p><b>Career Highs</b> <b>Pts:</b> 23 vs. N. Carolina, 12/18/13 <b>Reb:</b> 17 vs. CoFC, 11/14/13 <b>A:</b> 5 vs. Savannah St., 12/28/13 <b>S:</b> 3, 4x, at Charlotte, 12/8/13 <b>Min:</b> 43 at Texas A&amp;M, 1/16/14</p>
<b>25</b>		<p><b>Tiffany Mitchell</b> 5-9 • Sophomore • Guard • Charlotte, N.C.</p> <p>PPG <b>15.5</b> RPG <b>5.6</b> APG <b>3.5</b> FG% <b>.520</b> FT% <b>.796</b></p>	<p><b>LAST GM:</b> 11 pts, 8 rebs, 2 asst, 1 stl at Tennessee <b>NOTABLE:</b> SEC POY, All-Def. Team ... Scored 10+ pts 26 times – 5 20-pt games ... 10th in SEC in ppg, 5th in steals (2.1), 5th in FT%age, 10th in assists ... Named to Naismith Midseason 30 and Wade Trophy and Dawn Staley Award Watch Lists.</p>	<p><b>Career Highs</b> <b>Pts:</b> 25 at USC, 11/25/13 <b>Reb:</b> 11, 5x, at Arkansas, 1/2/14 <b>A:</b> 9 at San Diego St., 11/23/13 <b>S:</b> 6 at Auburn, 1/12/14 <b>Min:</b> 39 vs. Kentucky, 1/9/14</p>
<b>31</b>		<p><b>Asia Dozier</b> 6-0 • Sophomore • Guard/Forward • Columbia, S.C. <i>Asia DOE-zhur</i></p> <p>PPG <b>6.3</b> RPG <b>2.9</b> APG <b>2.6</b> FG% <b>.355</b> FT% <b>.595</b></p>	<p><b>LAST GAME:</b> 3 pts, 2 rebs at Tennessee <b>NOTABLE:</b> Scored in double figures 7 times ... Team-high assists 8 times, including 7 SEC games ... Key to 1st half lead at Vandy while three other starters out with foul trouble ... Avg. 3.0 assists in SEC play to rank 13th in league.</p>	<p><b>Career Highs</b> <b>Pts:</b> 16, 2x, last at SDSU, 11/23/13 <b>Reb:</b> 10 vs. Elon, 11/9/12 <b>A:</b> 6 vs. Ole Miss, 1/30/14 <b>S:</b> 2, 5x, at Charlotte, 12/8/13 <b>Min:</b> 40 at Arkansas, 1/2/14</p>
<b>33</b>		<p><b>Elem Ibiam</b> 6-4 • Junior • Center • Fayetteville, Ga. <i>ELL-um IB-ee-um</i></p> <p>PPG <b>9.5</b> RPG <b>6.4</b> BPG <b>2.6</b> FG% <b>.535</b> FT% <b>.674</b></p>	<p><b>LAST GAME:</b> 8 pts, 4 rebs, 1 blk at Tennessee <b>NOTABLE:</b> All-Def. Team ... 2nd in SEC and 24th in nation in blocks ... Netted 10+ pts 15 times and blocked at least 3 shots 14 times ... 10+ pts in 6 of last 11 games ... Has school season record 75 blocks, sixth in career ... Team captain.</p>	<p><b>Career Highs</b> <b>Pts:</b> 19, 2x, at Charlotte, 12/8/13 <b>Reb:</b> 12 at Texas A&amp;M, 1/16/14 <b>B:</b> 7 at Mississippi State, 2/6/14 <b>S:</b> 2, 4x, vs. UNC, 12/18/13 <b>Min:</b> 34 at Texas A&amp;M, 1/16/14</p>
<b>41</b>		<p><b>Alaina Coates</b> 6-4 • Freshman • Center • Irmo, S.C. <i>uh-LAY-nub COATS</i></p> <p>PPG <b>12.2</b> RPG <b>7.9</b> BPG <b>2.0</b> FG% <b>.630</b> FT% <b>.658</b></p>	<p><b>LAST GAME:</b> 10 pts, 8 rebs, 2 asst, 3 blks at UT <b>NOTABLE:</b> SEC FOY, Co-6th POY, 2nd-Team All-SEC ... 8 double-doubles, 5 20-pt gms ... Only fr. to rank among both SEC's top 25 ppg and 20 rpg ... In SEC, 7th in rpg, 23rd in ppg, 3rd in blks ... SEC-record 5x Fr. of Week.</p>	<p><b>Career Highs</b> <b>Pts:</b> 24, 2x, vs. Ole Miss, 1/30/14 <b>Reb:</b> 17 vs. Kentucky, 1/9/14 <b>B:</b> 5, 2x, vs. Florida, 2/23/14 <b>S:</b> 3 at LSU, 2/16/14 <b>Min:</b> 28 vs. Vanderbilt, 1/5/14</p>

**Starter**

**Reserve**

## Quick Facts

### The University

**Location:** Columbia, S.C.

**Founded:** 1801

**Enrollment:** 31,288

**Colors:** Garnet (PMS 202C) and Black

**Nickname:** Gamecocks

**Conference:** Southeastern

**President:** Dr. Harris Pastides

**Athletics Director:** Ray Tanner

**Facility:** Colonial Life Arena (18,000)

### Coaching Staff

**Head Coach:** Dawn Staley

**Alma Mater:** Virginia, 1992

**Overall Record:** 290-149 (14th season)

**School Record:** 118-69 (6th season)

**Assoc. Head Coach (Alma Mater):**

Lisa Boyer (Ithaca, 1972)

**Assistant Coaches (Alma Mater):**

Nikki McCray (Tennessee, 1995)

Darius Taylor (Michigan, 2000)

### Team Information

**2012-13 Record:** 25-8

Home: 13-3 Away: 7-3 Neutral: 5-2

**SEC Record (Finish):** 11-5 (T-4th)

Home: 6-2 Away: 5-3

**Letterwinners Returning/Lost:** 6/3

**Starters Returning/Lost:** 2/3

### Program History

**First Year of Women's Basketball:** 1974-75

**All-Time Record:** 698-498 (40th season)

**All-Time SEC Record:** 116-199 (23rd season)

**NCAA Appearances (Last):** 10 (2013)

**NCAA Tournament Record:** 11-10

**Last NCAA Result:** L, 69-75, Kansas, Boulder,

Colo., 3/25/13, Second Round

**WNIT Appearances (Last):** 4 (2011)

**WNIT Record:** 3-4

### Media Relations

**Women's Basketball Contact:** Diana Koval

**Office:** 803.777.7977

**Cell:** 314.369.6050

**Email:** dkoval@mailbox.sc.edu

**Press Row Phone:** 803.777.6182

**Athletics Department on the Web**

**Website:** GamecocksOnline.com

**Twitter:** @GamecocksOnline

**Facebook:** Facebook.com/GamecocksOnline

**YouTube:** YouTube.com/GamecocksOnline

**Women's Basketball on Twitter**

**Team:** @GamecockWBB

**Head Coach:** @DawnStaley

## A South Carolina Win Would...

- Be the Gamecocks' third-straight SEC Tournament quarterfinal victory.
- Give head coach Dawn Staley a 5-5 record all-time in SEC Tournament action.
- Make the Gamecocks 3-3 all-time in SEC Tournament games played in Duluth.

## By the Numbers

- 1 Player who ranks among the SEC's top 20 in scoring and rebounding and its top 20 in assists and steals in league play – Tiffany Mitchell (9th, 16.2 ppg; 16th, 6.3 rpg; 11th, 3.5 apg; 7th, 1.8 spg)
- 1 Double-double needed by center Alaina Coates to tie the Gamecock freshman record for double-doubles in a season (9 by Kelsey Bone in 2008-09)
- 2.0 Average places by which the SEC coaches have under-rated South Carolina in their preseason poll compared to where the Gamecocks actually finished the season in the last five seasons
- 4 Blocks needed by Aleighsa Welch this season to match her career total entering this season (45)
- 5 SEC Freshman of the Week selections for center Alaina Coates, the most ever by a Gamecock and tying the SEC record of five by LSU's Danielle Ballard (2013) and Georgia's Jasmine James (2010)
- 5 Different Gamecocks who have been the team's high scorer in a game this season – Alaina Coates, Asia Dozier, Elem Ibiam, Tiffany Mitchell and Aleighsa Welch
- 6 Gamecocks who have posted (or tied for) a team high in assists at least once this season – Mitchell, Dozier, Sessions, Welch, Roy, Gaines
- 8 Different Gamecocks who have scored in double figures at least once this season – Welch, Mitchell, Coates, Ibiam, Sessions, Dozier, Roy, Davis
- 12 Gamecocks all-time to record 1,000 points while also amassing at least 650 rebounds after the newest member, Aleighsa Welch, recorded her 1,000th point in the first four minutes of the win at Kentucky (Feb. 20)
- 13 Individual 20-point games this season by the Gamecocks – five each by Alaina Coates and Tiffany Mitchell and three by Aleighsa Welch
- 13 Games this season in which sophomore guard Tiffany Mitchell has had a hand in at least one-third of the offense (points plus assists) – highlighted by helping to deliver 52.2 percent of the Gamecocks' 69 points against Winthrop (Dec. 20) – during which the Gamecocks are 10-1
- 13 Games in which South Carolina has shot at least 50.0 percent from the field this season – including two games over 60.0 percent (Charleston Southern, Ole Miss) – after reaching the mark just 12 times in the previous five seasons under Staley
- 25 Points scored by Tiffany Mitchell against Georgia (Feb. 27), the most by any Gamecock this season
- 50.1 Percent of South Carolina's points this season scored in the paint (1,074 of 2, 144) – the Gamecocks have scored at least 50.0 percent of their points in the paint in 14 games this season, including five of at least 60.0 percent (Chas. Schnr., 70.7%; at USC, 60.0%; UK, 61.8%; at Vandy, 75.4%; at UT, 75.4%)
- 58.1 Percent of South Carolina's field goals this season that have been assisted (432 of 743) – the highest percentage of the Dawn Staley era
- 57 Blocked shots by center Alaina Coates this season, setting a new Gamecock freshman record and fourth in school history
- 75 Blocks by junior center Elem Ibiam this season, resetting the school single-season record previously held by Lakesha Tolliver (60 in 2006-07) – her 114 career blocks rank are tied for sixth (record is 177 by Tolliver)

## Current Gamecock Streaks

	Total	Home	Road	Neut.
Overall	L1	W19	L1	L2
SEC	L1	W10	L1	—
Non-Conference	W3	W10	W7	L2
Ranked Teams	L1	W1	L1	L4

## Gamecocks in the Rankings

(as of 3/2)

Team	SEC	NCAA	Actual
Scoring Offense	4	57	73.9
Scoring Defense	2	5	54.8
Scoring Margin	1	8	+19.1
Field Goal Percentage	1	5	.481
Field Goal %age Def.	1	5	.345
3-Point FG %age	4	40	.354
3-Point FG %age Def.	3	41	.284
3-Point FG Made/Gm.	10	272	4.1
Free Throw Percentage	9	214	.677
Rebounding Offense	5	—	40.9
Rebounding Defense	1	—	31.4
Rebounding Margin	2	10	+9.6
Assists	6	82	14.9
Steals	14	249	6.4
Turnover Margin	13	231	-1.3
Turnovers	—	79	14.6
Assist-to-Turnover Ratio	2	58	1.0
Blocked Shots	1	2	7.2

Alaina Coates	SEC	NCAA	Actual
Scoring	23	—	12.2
Rebounding	7	159	7.9
Blocks	3	48	2.0

Elem Ibiam	SEC	NCAA	Actual
Rebounding	19	—	6.4
Blocks	2	24	2.6

Tiffany Mitchell	SEC	NCAA	Actual
Scoring	10	198	15.5
Assists	10	232	3.6
FT Percentage	5	150	.796
Steals	5	103	2.1
Assist-to-Turnover Ratio	14	—	1.2

Khadijah Sessions	SEC	NCAA	Actual
FT Percentage	12	—	.716

Aleighsa Welch	SEC	NCAA	Actual
Scoring	15	—	13.9
Rebounding	9	198	7.5
FG Percentage	2	15	.570
Blocks	8	117	1.4
Off. Rebounds	4	—	3.1

## Staley in the Hall of Fame

Head coach Dawn Staley was enshrined in the Naismith Memorial Basketball Hall of Fame this fall, becoming just the 15th female player to earn the honor based on her individual merits (not as part of a team enshrinement).

Staley's career shone in an era that spawned two professional women's basketball leagues in the United States and forever changed the dreams of the nation's top female players. On the international stage, she collected three Olympic gold medals (1996, 2000, 2004) and was twice named the USA Basketball Female Athlete of the Year (1994, 2004). In the U.S. she turned national high school player of the year honors into a career at Virginia that yielded three All-America seasons, including a 1991 campaign that ended with being named national player of the year. On the professional level, Staley was a five-time WNBA All-Star who was named to the All-Decade Team and one of the 15 most influential players in league history.

## Georgia Series Notes

The Lady Bulldogs hold a 33-8 edge in the all-time series, but the Gamecocks have closed the gap in the Dawn Staley era with a 4-6 record in the last six seasons, including a 67-56 victory last week (Feb. 27) in Columbia. South Carolina and Georgia last met in the SEC Tournament in 2012. The Gamecocks advanced to semifinals of the event for the first time in school history with a 59-55 win over the Lady Bulldogs in Nashville.

## Vanderbilt Series Notes

The Commodores have a 21-11 advantage in the all-time series, although the Gamecocks have won five straight and six of the last seven. South Carolina swept Vanderbilt in this season's two regular-season meetings – 76-66 in Columbia (Jan. 5) and 61-57 in Nashville (Jan. 26). The Commodores' last win in the series was a 74-60 overtime decision on Feb. 27, 2011, in Columbia. These two teams have met twice before the SEC Tournament with Vanderbilt coming out on top both times (1992, 2000).

## Five-Second Count

For the first time in her tenure at South Carolina, head coach Dawn Staley's Gamecocks look different – on the court and in the box score. After seasons of building around defense, Staley finally has a group that is designed for offensive efficiency. The Gamecocks are scoring more (73.9 ppg, 57th in nation) and more efficiently (.481 FG %age – 1st in SEC, 5th in nation) than at any time in the Staley era. And, after seasons of talented guards generating their own offense, Staley's 2013-14 offense starts with getting the ball inside – three primary post players combine to score 48.2 percent of the team's points – and on ball movement creating the best shots as 58.1 percent of made field goals have been assisted. Defense is still a staple of the program with the Gamecocks ranking second in the SEC and fifth in the nation, allowing just 54.8 points per game.

## High Five

In the Feb. 10 Associated Press Poll, South Carolina returned to the top five for the first time since Jan. 10, 1982, when the Gamecocks came in at No. 4. The Gamecocks have now been ranked among the nation's top five 16 times in program history. South Carolina's highest ever rank in the AP Poll was No. 2, which it held for three weeks in Dec. 1981.

## Reading the RPI

With a 26-3 record, including a 10-2 mark on the road, the Gamecocks are sixth in the NCAA RPI released on March 3. South Carolina is second among five SEC schools rated in the top 15 – Tennessee (5), Kentucky (10), Texas A&M (11) and LSU (12). Just one SEC team is outside the top 100 – Ole Miss (158).

## Life in the League

South Carolina won the program's first SEC regular-season championship this season, giving the Gamecocks a total of six conference regular-season titles in program history. The other five championships came in 1986, 1988, 1989, 1990 and 1991 as South Carolina closed out its eight-year tenure in the Metro Conference. Prior to this season, the Gamecocks' highest SEC finish was a tie for second in 2001-02. South Carolina has finished among the SEC's top four teams in each of the last three seasons.

South Carolina is 116-199 (.368) all-time in its 23rd season of SEC regular-season play. The Gamecocks are 73-85 (.462) in SEC games played in Columbia with a 43-114 record (.274) on the road. Under head coach Dawn Staley, the Gamecocks have a 52-42 (.553) SEC record, which includes a 2-12 slate in her first season at the helm. She has accounted for 44.8 percent of the program's 116 SEC regular-season victories.

## 2013-14 Double-Doubles

### Alaina Coates (8)

11/10	Louisiana Tech	12 pts/10 rebs
11/14	College of Charleston	11 pts/14 rebs
12/28	Savannah State	17 pts/12 rebs
1/2	at Arkansas	11 pts/12 rebs
1/5	Vanderbilt	24 pts/10 rebs
1/9	Kentucky	10 pts/17 rebs
1/30	Ole Miss	24 pts/12 rebs
2/23	Florida	16 pts/12 rebs

### Tiffany Mitchell (1)

1/2	at Arkansas	16 pts/11 rebs
-----	-------------	----------------

### Aleighsa Welch (8)

11/10	Louisiana Tech	14 pts/10 rebs
11/14	College of Charleston	12 pts/17 rebs
11/20	at Clemson	17 pts/10 rebs
1/9	Kentucky	16 pts/14 rebs
1/14	at Texas A&M	20 pts/16 rebs
1/19	Alabama	12 pts/10 rebs
2/6	at Mississippi State	18 pts/11 rebs
2/20	at Kentucky	21 pts/10 rebs

## The Staley Capsule

### Coaching Experience

#### 290-149 (.661) – 14th season

*South Carolina, head coach 2008-present*

- 118-69 (.631) – five seasons
- SEC Regular-Season Championship, 2014
- Two NCAA Tournament appearances, 2013, 2012 (Sweet 16)
- One Women's NIT appearance, 2011
- SEC Coach of the Year (coaches), 2014
- BCA Female Coach of the Year, 2012
- Temple University, head coach, 2000-08*
- 172-80 (.683) – eight seasons
- Six seasons of 20 or more wins
- Four Atlantic 10 Tournament titles
- Six NCAA Tournament appearances, 2002, 2004, 2005, 2006, 2007, 2008
- One Women's NIT appearance, 2001
- WBCA Region 1 Coach of the Year, 2005
- Two-time Atlantic 10 Conference Coach of the Year, 2004, 2005

*USA Basketball, U18 National Team head coach, 2014*

*USA Basketball, Select Team court coach, Summer 2010*

*USA Basketball, Sr. Nat'l. Team asst. coach, 2006-08*

- Beijing Olympics gold medal, 2008
- FIBA Americas Championship gold medal, 2007
- FIBA World Championship bronze medal, 2006

### Playing Experience

*Houston Comets, WNBA, 2005-06*

- Two-time All Star, 2005, 2006
- WNBA Kim Perrot Sportsmanship Award, 2006

*Charlotte Sting, WNBA, 1999-2005*

- Three-time All-Star, 2001, 2002, 2003
- WNBA All-Decade Team
- WNBA Entrepreneurial Spirit Award, 1999
- WNBA Kim Perrot Sportsmanship Award, 1999

*Richmond/Philadelphia Rage, ABL, 1997-98*

- Two-time All-Star, 1997, 1998

*Various international teams, 1992-94*

- USA Basketball, 1994-2004*
- Three-time Olympic gold medalist, 1996, 2000, 2004
- Two-time USA Basketball Female Athlete of the Year, 1994, 2004
- Flag bearer for the United States in Olympic Games Opening Ceremony, 2004

- Goodwill Games Most Valuable Player, 1994

*University of Virginia, 1989-92*

- Three-time Kodak All-American, 1990, 1991, 1992
- Honda-Broderick Cup Award for Collegiate Female Athlete of the Year, 1991
- *Sports Illustrated* Player of the Year, 1991
- Two-time ACC Player of the Year, 1991, 1992
- NCAA Tournament Most Outstanding Player, 1991
- ACC Rookie of the Year, 1989
- One of three UVa players to have her jersey retired
- Dobbins Tech, 1985-88*
- *USA Today* National High School Player of the Year, 1988

### Other Notables

- Naismith Memorial Basketball Hall of Fame, Class of 2013
- Order of the Palmetto, 2013
- Women's Basketball Hall of Fame, Class of 2012
- Named to WNBA's Top 15 as one of most influential players in league history, 2011
- Philadelphia Sports Hall of Fame, Class of 2011
- Virginia Sports Hall of Fame, Class of 2008
- Two-time Wanamaker Award winner, 1997, 2005
- Henry P. Iba Citizenship Award Female recipient, 2007
- NCAA Division I "Top Players of the Past 25 Years" selection by *ESPN.com*
- Institute for International Sport "The 100 Most Influential Sports Educators in America" selection

### Education

- Bachelor of arts in rhetoric and communication studies, University of Virginia, 1992

## SEC Tournament Tally

South Carolina is 8-22 all-time in the SEC Tournament, but the Gamecocks have posted a 4-5 record in their now five visits with head coach Dawn Staley. South Carolina reached the event semifinals for the first time in school history in 2012, upending third-seeded Georgia in the quarterfinals to set up a showdown with second-seed Tennessee. Prior to earning this season's top seed, the Gamecocks have been seeded among the top four teams just once – at the 2002 tournament, during which they lost in their first game against Arkansas.

## More on March

In its 40th season of women's basketball, South Carolina is 62-55 (.530) all-time in the month of March, including a 9-10 record (.474) in the sixth season of the Dawn Staley era. After going 0-3 through Staley's first to March campaigns, the Gamecocks have finished each of the last three at or above .500, going 2-2 in 2010-11, 4-2 in 2011-12 and 3-2 in 2012-13. The are 0-1 so far this month.

## Record Record

South Carolina's success this season ranks among the best in the program's history. With their win at No. 15/15 Kentucky (Feb. 20), the Gamecocks set the program record for SEC wins in a season (12) while also topping the previous regular-season wins record (24). The 2012-13 team previously held both records with 11 SEC wins and 23 victories prior to postseason play. The 1978-79 team also won 23 games before opening SCAIAW State Championship play en route to the NWIT title. South Carolina's now 14 conference wins breaks the 1989-90 team's mark of 13 in the Metro Conference.

## Rising to the Challenge

South Carolina has played seven games against nationally ranked opponents this season, and two Gamecocks have lifted their games each time. Junior forward Aleighsa Welch leads the offense in South Carolina's 4-3 record against ranked foes, averaging 17.9 points – four more than her season average – to go with her 9.6 rebounds per contest, which is two higher than her season average. Sophomore Tiffany Mitchell is also contributing beyond her season numbers against the nation's best teams, grabbing 7.0 rebounds per contest (+1.4).

## Stat Stuffer

In addition to earning her SEC Player of the Year honors, the transformation of the game of sophomore guard Tiffany Mitchell – who has both honed and diversified her skills from last season – has captured national attention as she has earned spots on the Naismith Trophy Midseason 30 and the Wade Trophy and Dawn Staley Award Watch Lists. The Charlotte, N.C., native is one of two players in the SEC to rank among the conference's top 15 in points (10th, 15.5 ppg), assists (10th, 3.6 apg) and steals (5th, 2.1 spg). Ole Miss senior Valencia McFarland is the other player showing up in the top 15 of each category. In SEC action, Mitchell is the only player to add a top-20 showing in rebounds to that trio of stats.

As ESPN's Michelle Smith noted in her rating of the "10 biggest clutch players in college women's basketball," Mitchell has also proven to deliver late in tight-game situations. She scored five points in the final 20 seconds of regulation at Texas A&M (Jan. 16) to send the game into overtime, and she netted four points in 18 seconds with the Gamecocks tied at Vanderbilt (Jan. 26) with under a minute left to play to help deliver the win. Despite missing all but 2:25 of the first half due to foul trouble and struggling to find rhythm in the second at Mississippi State, Mitchell still delivered, hitting a pair of free throws to make it an eight-point lead with 18 seconds to play. In South Carolina's eight games decided by fewer than 10 points, Mitchell averages 5.1 points in the last five minutes, shooting 61.1 percent (11-of-18) from the field, including 80.0 percent (4-of-5) from 3-point range, and 78.9 percent (15-of-19) from the free throw line.

## Join the Club

Junior forward Aleighsa Welch became the 29th member of the Gamecocks' 1,000-point club this season, crossing the threshold as part of her 21-point performance at No. 15/15 Kentucky (Feb. 20). She is just the 15th to reach the milestone prior in fewer than four seasons. Welch's 673 career rebounds puts her in even rarer company. Only 11 1,000-point scorers finished their careers with more rebounds than Welch, and just six of those hit the mark prior to their fourth seasons of play. That elite company Welch now keeps includes Gamecock legends Sheila Foster (1979-82), Sharon Gilmore (1983-86), Annie Lester (1997-2000), Katrina Anderson (1978-79), Denise Nanney (1975-77) and Jean Walling (1978-80). Welch is just the second Gamecock to reach her marks in the SEC era, joining Lester in that distinction.

## Freshman Figures

SEC Freshman of the Year and Co-6th Player of the Year selection Alaina Coates has put her stamp on more

## 2013-14 Award Watch

### Alaina Coates

SEC Freshman of the Year  
SEC Co-6th Woman of the Year  
All-SEC Second Team  
SEC All-Freshman Team  
SEC Freshman of the Week (Nov. 11-17)  
SEC Freshman of the Week (Dec. 30-Jan. 5)  
SEC Freshman of the Week (Jan. 6-Jan. 12)  
SEC Freshman of the Week (Jan. 27-Feb. 2)  
SEC Freshman of the Week (Feb. 24-Mar. 2)

### Elem Ibiam

SEC All-Defensive Team  
SEC WBB Community Service Team

### Tiffany Mitchell

SEC Player of the Year  
All-SEC First Team  
SEC All-Defensive Team  
Dawn Staley Award Watch List  
Wade Trophy Watch List  
Naismith Trophy Midseason 30

### Aleighsa Welch

All-SEC First Team  
Preseason All-SEC First Team  
Naismith Trophy Early Season Watch List  
CoSIDA Academic All-District 4  
SEC Player of the Week (Feb. 3-9)

### Dawn Staley

SEC Coach of the Year



## South Carolina's SEC Tournament History

### Year-by-Year Results

Year	Seed	Result
2012-13	5	W, 77-35 Ala. / L, 52-61 Texas A&M
2011-12	6	W, 57-38 Ala. / W, 59-55 Georgia / L, 58-74 Tennessee
2010-11	5	W, 62-50 Ole Miss / L, 34-66 Georgia
2009-10	8	L, 63-64 Ole Miss
2008-09	11	L, 39-49 Mississippi State
2007-08	10	L, 71-57 Florida
2006-07	8	W, 65-63 Auburn / L, 63-81 Tenn.
2005-06	7	L, 48-64 Auburn
2004-05	12	L, 50-53 Ole Miss
2003-04	12	L, 42-73 Georgia
2002-03	5	W, 79-64 Miss. / L, 75-79 Miss. St.
2001-02	2	L, 61-79 Arkansas
2000-01	6	L, 68-75 Ole Miss
1999-00	11	L, 58-80 Vanderbilt
1998-99	12	L, 71-82 Alabama
1997-98	11	W, 76-61 LSU / L, 72-92 Alabama
1996-97	12	L, 48-75 Tennessee
1995-96	11	L, 48-65 Florida
1994-95	10	L, 70-80 Arkansas
1993-94	10	L, 80-83 Kentucky
1992-93	7	L, 57-59 Ole Miss
1991-92	12	L, 47-58 Vanderbilt
<b>Total</b>		<b>7-22</b>

### Record By Team

Alabama	2-2
Arkansas	0-2
Auburn	1-1
Florida	0-2
Georgia	1-2
Kentucky	0-1
LSU	1-0
Mississippi	2-4
Mississippi State	0-2
Tennessee	0-3
Texas A&M	0-1
Vanderbilt	0-2

than just the South Carolina program, becoming the first league Freshman of the Year to also earn another of the SEC's highest honors. En route to securing the freshman awards, she tied the SEC record with five freshman of the week selections. The 6-foot-4 center is the league's best freshman rebounder with 7.9 per game overall and is fifth in the league, regardless of class, with 8.5 boards per conference game. Overall, Coates is the only freshman in the SEC to rank among both the top 25 scorers and top 20 rebounders (12.2 ppg, 23rd; 7.9 rpg, 7th).

Coates' eight double-doubles are one shy of the Gamecocks' freshman record (Kelsey Bone, 2009-10), and she is one of just six South Carolina freshmen all-time to post at least five 20-point games, only the second to do it in the SEC era. Her 58 blocked shots this season are the new Gamecock freshman record and are tied for third in school history regardless of class. Many of Coates' single-game performances this season rank among the program's best for a freshman, highlighted by becoming the first Gamecock freshman to post a perfect shooting night with 7-of-7 field goals and 9-of-9 free throws against SC State (Dec. 22) and the first to post double-doubles in her first two SEC contests (later extended to three games). Coates' 17 rebounds against No. 9/10 Kentucky (Jan. 9) are the most ever by a Gamecock freshman and tied for the most by an SEC player in a league game this season. Her five blocks at Arkansas (Jan. 2) and 15 free throw attempts at San Diego State (Nov. 23) tied the South Carolina freshman records.

### New Queen of the Block

On the way to earning SEC All-Defensive Team honors, junior center Elem Ibiam blocked seven blocks at Mississippi State (Feb. 6) to not just set a career single-game high, but also to break school records for blocks in an SEC game, blocks in a season and blocks in an SEC regular-season. She broke the overall single-season record in just 23 games, compared to previous record-holder Lakesha Tolliver who needed 33 games to get to her 60 in 2006-07, and the SEC regular-season record in four fewer games than Tolliver in the same season. Ibiam currently has 75 blocks this season, including 44 in SEC action. She is just the ninth Gamecock all-time to record 100 career blocks, currently standing at 122, which is sixth in the record book and trails Tolliver's record of 177.

### Make It, Take It

South Carolina is exhibiting its most efficient offense of the Dawn Staley era this season, leading the SEC and ranking fifth in the nation with 48.1 percent accuracy from the field. The Gamecocks have shot 50.0 percent or higher 13 times this season – the most in a season under Staley – including six SEC contests. In fact, in the previous five seasons, South Carolina hit at least 50.0 percent of its field goal attempts just 12 times combined. The Gamecocks shot 47.1 percent in SEC action to rank second in the conference.

This year's top shooting effort was 60.9 percent against Charleston Southern (Nov. 8) – a program best under Staley – followed by a 60.8 percent showing against Ole Miss (Jan. 30). The Gamecocks made at least 65.0 percent of their attempts in a half five times this season, including a remarkable 73.9 percent (17-of-23) in the second half against Seton Hall (Nov. 17).

### Post Presence

South Carolina's trio of primary post players – Alaina Coates, Elem Ibiam and Aleighsa Welch – has been a big key to the Gamecocks' offensive production so far this season. The trio has accounted for 1,033 of the team's 2,144 points this season – 48.2 percent – and is shooting a combined 57.7 percent from the field. Welch leads the way with 13.9 points per game (15th in SEC) on 57.0 percent shooting (2nd in SEC, 10th in nation). Coates shoots a team-best 63.0 percent from the field for 12.2 points per game (23rd in SEC). Ibiam adds 9.5 points per game on 53.5 percent shooting.

The Gamecocks' inside-out offensive approach has delivered as 50.1 percent of their points this season have come in the paint. South Carolina scored at least 50.0 percent of its points in the paint in 14 games this season, including five games of 60.0 percent or more coming at close range – 75.4% at Tennessee (Mar. 2), 75.4% at Vanderbilt (Jan. 26), 70.7% against Charleston Southern (Nov. 8), 61.8% vs. No. 9/10 Kentucky (Jan. 9) and 60.0% at Southern Cal (Nov. 25).

### Block Party!

With a pair of 6-foot-4 centers, the Gamecocks are a constant shot-blocking threat, leading the SEC and ranking second in the nation with 7.2 per game. South Carolina swatted away a school-record 14 shots against No. 9/10 Kentucky (Jan. 9) – the most by an SEC team in league play this season – with five different Gamecocks getting into the action. The team repeated the effort at Mississippi State (Feb. 6) with four players accounting for the total. The Gamecocks have recorded double-digit blocks six times this season, including five SEC games.

Junior Elem Ibiam's 2.6 blocks per game are second in the league and 24th in the nation. She broke the school record with now 75 this season, including a Gamecock-record 44 in SEC action. She broke both records in fewer games played than the previous holder. Ibiam has blocked three or more shots in game 14 times this season, including her career-high seven at Mississippi State (Feb. 6), the first five of which came in the first half and pushed her over the single-season school record. She swatted away six against No. 9/10 Kentucky (Jan. 9) to tie for the fourth most in Colonial Life Arena history.

Freshman Alaina Coates is third in the SEC and 48th in the country with 2.0 per game with 12 games of three or more, including eight SEC games. With a total of 58 this season, she is the new Gamecock freshman record holder and is currently tied for third in program single-season history, regardless of class. She has twice blocked a South Carolina freshman record five shots in a game – at Arkansas (Jan. 2) and against Florida (Feb. 23).

Junior forward Aleighsa Welch has inserted herself into the race late this season, averaging 2.8 blocks over the last six games to move into eighth in the SEC with 1.4 per game on the season. She twice swatted away a career-high five shots – vs. Arkansas (Feb. 9) and at #15/15 Kentucky (Feb. 20).

### The Gift of Glass

The Gamecocks have been a solid rebounding team throughout head coach Dawn Staley's tenure, but it was a team effort by an undersized roster in the past. This season, South Carolina is out-rebounding its opponents by 9.6 boards per game to rank second in the SEC and 10th in the nation, behind the strength of the trio of Alaina Coates, Elem Ibiam and Aleighsa Welch.

Coates leads the way and ranks seventh in the SEC with 7.9 boards per outing – a number that rises to 8.5 per conference game to rank fifth in the league. Welch comes in ninth in the league with 7.5 per game, while

AP Top 25 (Week of Mar. 3)		USA Today Top 25 (Week of Mar. 3)	
1. Connecticut	30-0	1. Connecticut	30-0
2. Notre Dame	29-0	2. Notre Dame	29-0
3. Louisville	28-2	3. Stanford	28-2
4. Stanford	28-2	4. Louisville	28-2
<b>5. South Carolina</b>	<b>26-3</b>	5. Maryland	24-5
6. Tennessee	24-5	6. Tennessee	24-5
7. West Virginia	26-3	<b>7. South Carolina</b>	<b>26-3</b>
8. Maryland	24-5	8. West Virginia	26-3
9. Baylor	25-4	9. Baylor	25-4
10. Duke	25-5	10. Duke	25-5
11. Penn State	22-6	11. Penn State	22-6
12. Kentucky	22-7	12. North Carolina	22-8
13. North Carolina	22-8	13. Kentucky	22-7
14. NC State	24-6	14. Texas A&M	23-7
15. Texas A&M	23-7	15. Nebraska	22-6
16. Nebraska	22-6	16. Purdue	21-7
17. Purdue	21-7	17. NC State	24-6
18. Oklahoma State	22-6	18. Oklahoma State	22-6
19. Michigan State	21-8	19. Gonzaga	26-4
20. California	21-8	20. California	21-8
21. Gonzaga	26-4	21. Iowa State	20-8
22. Middle Tennessee State	24-4	22. Middle Tennessee State	24-4
23. Iowa	23-7	23. Michigan State	21-8
24. Rutgers	21-7	24. Dayton	21-6
25. DePaul	23-6	25. DePaul	23-6

## Miscellaneous Stats

<b>Double-Doubles</b>	<b>2013-14</b>	<b>Career</b>	<b>Record</b>
Aleighsa Welch	8	18	16-2
Alaina Coates	8	8	8-0
Tiffany Mitchell	1	3	3-0
Elem Ibiam	0	1	0-1

<b>20+ Points</b>	<b>2013-14</b>	<b>Career</b>	<b>Record</b>
Tiffany Mitchell	5	6	6-0
Alaina Coates	5	5	5-0
Aleighsa Welch	3	4	2-2

<b>10+ Points</b>	<b>2013-14</b>	<b>Career</b>	<b>Record</b>
Aleighsa Welch	25	56	47-9
Tiffany Mitchell	26	40	35-5
Alaina Coates	20	20	19-1
Elem Ibiam	15	22	19-3
Khadijah Sessions	8	14	13-1
Asia Dozier	7	9	8-1
Tina Roy	2	7	6-1
Tiffany Davis	1	1	1-0
Wilka Montout	0	2	2-0

<b>10+ Rebounds</b>	<b>2013-14</b>	<b>Career</b>	<b>Record</b>
Aleighsa Welch	8	21	19-2
Alaina Coates	8	8	8-0
Tiffany Mitchell	1	6	5-1
Elem Ibiam	1	3	1-2
Asia Dozier	0	1	1-0

<b>5+ Assists</b>	<b>2013-14</b>	<b>Career</b>	<b>Record</b>
Asia Dozier	6	7	7-0
Tiffany Mitchell	7	7	7-0
Khadijah Sessions	5	5	5-0
Tina Roy	2	2	2-0
Olivia Gaines	1	1	1-0
Aleighsa Welch	1	1	1-0

<b>5+ Steals</b>	<b>2013-14</b>	<b>Career</b>	<b>Record</b>
Tiffany Mitchell	4	5	5-0
Tiffany Davis	0	1	1-0

<b>5+ Blocks</b>	<b>2013-14</b>	<b>Career</b>	<b>Record</b>
Elem Ibiam	5	7	7-0
Aleighsa Welch	2	2	2-0
Alaina Coates	2	2	2-0

## Games Led Team In...

*(Tied for team lead in each category included)*

<b>Scoring</b>	<b>2013-14</b>	<b>Career</b>	<b>Record</b>
Tiffany Mitchell	12	19	18-1
Aleighsa Welch	9	24	15-9
Alaina Coates	5	5	5-0
Elem Ibiam	3	5	4-1
Asia Dozier	1	1	1-0
Khadijah Sessions	0	3	2-1
Tina Roy	0	2	2-0

<b>Rebounding</b>	<b>2013-14</b>	<b>Career</b>	<b>Record</b>
Alaina Coates	14	14	14-0
Aleighsa Welch	11	37	30-7
Elem Ibiam	6	11	11-0
Tiffany Mitchell	3	9	8-1

<b>Assists</b>	<b>2013-14</b>	<b>Career</b>	<b>Record</b>
Tiffany Mitchell	12	14	14-0
Asia Dozier	8	9	9-0
Khadijah Sessions	8	11	9-2
Aleighsa Welch	5	9	7-2
Tina Roy	2	3	3-0
Olivia Gaines	1	1	0-1

Ibiam rounds out the trio of season leaders at 6.4 per contest to rank 19th. Welch and Coates have each posted eight games of double-digit rebounds this season.

As a team, South Carolina has turned its 357 offensive rebounds into 383 second-chance points. Welch paces the group on the offensive glass with 3.1 per game to rank fourth in the league in the category. Her 325 career offensive boards rank fifth in school history, trailing former teammate Ashley Bruner's (2010-13) total of 338 in fourth.

## A Little Help from My Friends

Under the tutelage of one of the premier point guards in U.S. women's basketball history in Dawn Staley, the Gamecocks are thriving in the assist category this season unlike any other, handing out 14.9 per game after never averaging more than 11.2 per game in the previous five campaigns. This season's five games of 20 or more assists by the team surpasses the total of the previous five seasons, which was three.

The increase is not simply a product of more made field goals, either. This season, South Carolina has assisted on 58.1 percent of its made field goals, compared to the previous five seasons under Staley, which saw a high of 48.5 percent in 2011-12. The percentage of assisted field goals has been over 60.0 percent in 13 games this season.

South Carolina has twice posted a Staley-era high of 25 assists this season, including Jan. 19 against Alabama on 30 made field goals – 83.3 percent. The Gamecocks also handed out 25 assists against Charleston Southern (Nov. 8) on 39 FGM.

Four Gamecocks average at least 2.0 assists per game with sophomore Tiffany Mitchell leading the way with 3.6 to rank 10th in the SEC.

## Century Mark for Staley

Head coach Dawn Staley captured her 100th victory at South Carolina on Dec. 2 against NC Central. She is the fourth of the program's seven all-time head coaches to reach the mark and the fastest to the total (164 games) of the three coaches to lead the team in the SEC era by nearly a full season.

South Carolina's third head coach, Pam Parsons, was the first and the fastest to reach 100 victories, hitting the plateau in her 143rd game at the helm just six games into her fifth season (1981-82). Nancy Wilson was next up, winning her 100th game in her 150th outing late in the 1988-89 season, en route to her school-record 231 Gamecock victories. Susan Walvius was the first head coach to have her entire South Carolina career in the SEC, hitting 100 wins in her 179th game on the sideline five games into her seventh season.

## Scoring Differentials

<b>Largest lead in a win</b> .....	by 70 (99-29), 2nd-0:49 vs. Charleston Southern, 11/8/13
<b>Largest deficit overcome to win</b> .....	by 12 (13-25), 1st-8:31 at Auburn, 1/12/14
<b>Largest lead given up in a loss</b> .....	by 5 (9-4), 1st-13:23 at Texas A&M, 1/16/14
<b>Largest deficit in a loss</b> .....	by 19 (15-34), 1st-0:29 at Texas A&M, 1/16/14

## Team Specialty Stats

South Carolina/Opponent

	<b>Pts. in Paint</b>	<b>Pts. Off TOs</b>	<b>2nd Chance Pts</b>	<b>Fast Break Pts</b>
11/8 CSU	70/6	40/5	23/6	32/4
11/10 LA Tech	38/18	13/12	19/8	20/8
11/14 CofC	28/18	8/9	23/10	6/5
11/17 SHU	34/30	11/8	9/10	20/6
11/20 at Clemson	40/10	13/10	21/4	12/2
11/23 at SDSU	30/26	33/11	14/1	12/2
11/25 at USC	42/28	20/19	13/6	8/10
12/2 NCCU	40/6	19/3	8/10	22/2
12/8 at Char.	44/30	19/2	14/4	6/5
12/18 vs. UNC	36/44	30/16	13/18	0/2
12/20 Winthrop	28/24	16/25	10/9	4/15
12/22 SC St.	34/12	23/13	18/4	12/8
12/28 Sav. St.	34/18	28/8	9/8	15/4
1/2 at Ark.	30/18	10/27	10/14	4/4
1/5 Vandy	42/30	16/16	8/15	16/8
1/9 Ky.	42/42	10/14	20/11	15/10
1/12 at Auburn	30/28	19/27	11/10	6/6
1/16 at TAMU	24/38	10/23	12/11	7/12
1/19 Alabama	30/20	17/14	8/9	6/4
1/26 at Vandy	46/32	16/20	10/11	6/2
1/30 Ole Miss	50/34	17/13	19/16	12/10
2/2 Mizzou	36/16	29/19	17/10	6/0
2/6 at Miss. St.	32/16	6/12	14/11	6/0
2/9 Arkansas	30/14	11/11	8/6	6/8
2/16 at LSU	32/24	16/12	8/8	2/0
2/20 at Ky.	38/26	13/6	12/4	0/0
2/23 Florida	34/30	3/16	15/2	6/13
2/28 Georgia	34/28	9/14	6/11	10/4
3/2 at Tenn.	46/34	10/6	11/9	2/6

## Starters vs. Bench Points

	<b>SC Starters</b>	<b>Opp. Starters</b>	<b>SC Bench</b>	<b>Opp. Bench</b>
11/8 CSU	58	19	41	10
11/10 LA Tech	47	29	21	16
11/14 CofC	53	26	28	28
11/17 SHU	71	52	17	15
11/20 at Clemson	55	30	13	13
11/23 at SDSU	58	35	30	16
11/25 at USC	51	37	19	13
12/2 NCCU	57	16	32	11
12/8 at Char.	59	40	17	21
12/18 vs. UNC	62	63	4	11
12/20 Winthrop	60	51	7	10
12/22 SC St.	32	14	38	12
12/28 Sav. St.	55	10	27	30
1/2 at Ark.	43	42	12	9
1/5 Vandy	57	47	29	29
1/9 Ky.	42	42	26	17
1/12 at Auburn	41	50	31	16
1/16 at TAMU	40	67	15	0
1/19 Alabama	49	38	28	13
1/26 at Vandy	49	37	12	20
1/30 Ole Miss	55	55	44	15
2/2 Mizzou	65	47	13	15
2/6 at Miss. St.	54	36	17	28
2/9 Arkansas	44	38	23	11
2/16 at LSU	49	45	24	12
2/20 at Ky.	71	28	10	30
2/23 Florida	46	50	23	5
2/28 Georgia	42	33	25	23
3/2 at Tenn.	41	61	20	12

## Home Grown, Nationally Known

Since her arrival for the 2008-09 season, South Carolina head coach Dawn Staley has been working to protect her new home state's best prospects while fielding a team that competes at a national level. Her efforts are paying dividends as this season's roster features seven Gamecocks who played high school basketball in the state of South Carolina, the highest percentage of the roster to be from the state since the 1990-91 squad featured eight South Carolinians on the 11-player roster. Beginning with Aleighsa Welch, the first South Carolina player to sign a National Letter of Intent for Staley, the Palmetto State has sent its players of the year to Columbia as Welch (2011), Asia Dozier (2012) and Alaina Coates (2013) have each earned the title during their high school careers.

## 20/20 Vision

The Gamecocks won their first eight games this season by at least 20 points for the first time in the Dawn Staley era, a streak ended with a 15-point victory at Charlotte (Dec. 8), and has since added four more to the list. South Carolina opened the 2012-13 campaign with four straight 20-point wins en route to nine games with that minimum margin. The Gamecocks posted a total eight 20-point wins in 2011-12 after just two in 2010-11, one in 2009-10 and two in Staley's first season 2008-09.

## Finding the Right Octave

South Carolina has scored at least 80 points in seven games so far this season after reaching the mark just four times in the first five seasons of the Dawn Staley era combined. Five of this season's games are the first of the group to be played in Colonial Life Arena.

Under Staley, the Gamecocks are 10-1 in games in which they score 80 points with the lone loss coming in a double-overtime affair (94-92) at Clemson on Nov. 19, 2009. That was the only previous season in which the Gamecocks hit the 80-point plateau multiple times, adding an 80-68 victory at Alabama on Jan. 10, 2010.

## Preseason Predictions

South Carolina was picked to finish fifth in the SEC by the league's coaches in preseason voting. The media tabbed the Gamecocks at seventh in their voting. In each of the last four seasons, South Carolina has out-performed the predictions of both groups.

Season	Media	Coaches	Actual
2008-09	11	10	11
2009-10	10	6	T-7
2010-11	7	7	T-5
2011-12	8	7	T-4
2012-13	7	6	T-4
2013-14	7	5	1

## Be the Change

South Carolina head coach Dawn Staley has provided an extra challenge for her program with the "Be the Change" theme for this season. Reflecting on her career as she prepared for enshrinement into the Naismith Memorial Basketball Hall of Fame and traveling in Africa this summer, she discovered she wanted her team to embrace the importance of focusing on others. In Africa especially, she noted the significant impact even small acts can have on the world around her.

To that end, Staley has challenged her program and everyone who supports it to commit 50,000 random acts of kindness this season. The program has set up Twitter (@SC\_WBB\_RAoK) and Facebook (SC Women's Basketball Random Acts of Kindness) accounts to help keep track of everyone's contributions. Fans are encouraged to submit their acts to those accounts.

## Intro Video Vibe

South Carolina's intro video features voices familiar to the Gamecock faithful as redshirt sophomore Tina Roy and sophomore Khadijah Sessions collaborated for the second-straight year on the song that sets up the Gamecocks' starting lineup. It is the third season that Roy has written a song that reflects the team, the program and its goals. After the first year's song was more just for the team, South Carolina head coach Dawn Staley encouraged Roy to create one to share center stage at home games in 2012-13, which she did with support and "beats" from her first-year teammate Sessions. It was such a hit with fans and spark for the team that the duo did it again this season.

## Drive for 5

Inspired by head coach Dawn Staley's jersey number during her Naismith Hall of Fame playing career, the "Drive for 5" campaign launched this season looked to bring at least 5,000 fans to every women's basketball game. Gamecock Nation responded by barreling past the goal to set an average home attendance of 6,371 this season – third in the SEC and 10th in the nation.

With 4,000 season tickets issued for the season – a first in the Staley era – South Carolina surpassed the 5,000-fan mark in 11 of its 16 home games, with the lowest number coming in at 4,347. Fans created five new entries in the program's top-10 attendance at Colonial Life Arena list, including two of the top three spots – 12,458 vs. Georgia (Feb. 27) and 10,547 vs. Florida (Feb. 23).

## Future Faces of the Gamecocks

South Carolina head coach Dawn Staley is the process of reeling in what would be one of the most significant recruiting classes in program history. The class currently includes four future Gamecocks, including the No. 7, No. 32 and No. 44 rated players, according to ESPN. The group gives South Carolina the fourth-best signing class in the nation, according to ESPN, trailing just UCLA (five signees), Duke (4) and Connecticut (4).

**Bianca Cuevas** (5-6/Guard/Bronx, N.Y./Nazareth Regional) – Rated as eighth-best point guard and No. 44 player overall in Class of 2014 by ESPN ... Named McDonald's All-America ... Helped high school team to consecutive state titles ... Earned all-state honors three times ... Averaged 17.1 points, 2.0 assists and 3.8 steals as a junior.

**Doniyah Clincy** (6-0/Guard/Newark, N.J./Malcolm X Shabazz) – Rated as high as No. 13 guard in Class of 2014 by ProspectNation.com ... Helped high school team to 33-1 record and the Group 2 State Championship as a junior ... Averaged 10.3 points and 1.3 assists last season ... Named honorable mention all-state ... Solid defender.

**Kaydra Duckett** (5-10/Guard/Columbia, S.C./Dreher) – Ranked No. 32 overall and No. 6 guard in Class of 2014 by ESPN ... Earned five-star status from ESPN ... Named all-state the last two seasons ... Named MVP at 2012 state tournament (sophomore) after guiding team to 3A state title ... Averaged 17.5 points, 2.3 assists and 3.4 steals as a junior.

**Jatarie White** (6-4/Post/Charlotte, N.C./Providence Day) – Ranked No. 7 overall and No. 1 post in Class of 2014 by ESPN ... Earned five-star status from ESPN and was named McDonald's and WBCA All-America ... Tabbed preseason All-America by The Sporting News this season ... Named Gatorade North Carolina Player of the Year in 2013 and is a three-time all-state selection ... Part of the last three of Providence Day's four straight state championships ... Averaged 19 points, 11 rebounds, three blocks and two steals as a junior ... Helped USA Basketball bring home the gold medal at the 2011 FIBA Americas U16 Championships, averaging 9.8 points and 6.8 rebounds at the event ... Is a former high school teammate of current Gamecock Tiffany Mitchell.



## South Carolina's Record When...

	SEC Only	All		SEC Only	All
Record.....	14-2	26-3	No South Carolina players foul out .....	12-2	22-3
Playing a ranked opponent.....	4-2	4-3	One or more SC players foul out.....	2-0	4-0
Playing at home .....	8-0	16-0	Having 10 or more assists.....	13-1	25-1
Playing on the road .....	6-2	10-2	Having less than 10 assists.....	1-1	1-2
Playing at neutral site .....	0-0	0-1	Scoring more pts. in paint than opponent .....	13-1	25-1
Leading at half .....	13-0	25-0	Scoring equal/less pts. in paint than opp. ....	1-1	1-2
Trailing at half .....	0-2	0-3	Scoring more pts. off TOs than opponent .....	5-1	15-2
Tied at half .....	1-0	1-0	Scoring equal/less pts. off TOs than opp. ....	9-1	11-1
Playing an overtime game .....	0-1	0-1	Scoring more 2nd-chance pts. ....	8-2	18-2
0 players score in double figures .....	0-0	0-0	Scoring equal/less 2nd-chance pts.....	6-0	8-1
1 player scores in double figures .....	0-0	1-0	Scoring more fast break pts.....	9-0	19-0
2 players score in double figures .....	1-1	1-1	Scoring equal/less fast break pts.....	5-2	7-3
3 players score in double figures .....	8-1	10-2	Wearing white uniforms .....	9-0	17-0
4 players score in double figures .....	3-0	9-0	Wearing black uniforms .....	5-2	9-2
5 players score in double figures .....	0-0	3-0	Wearing garnet uniforms.....	0-0	0-1
More than 5 players in double figures.....	2-0	2-0	Playing in tournaments/classics .....	0-0	0-1
Starters out-score opponent's starters .....	10-0	22-0	Playing on live television .....	7-2	13-2
Opponent's starters score equal/more .....	4-2	4-3	Playing in November.....	0-0	7-0
Bench out-scores opponent's bench .....	9-2	16-2	Playing in December .....	0-0	5-1
Opponent's bench scores equal/more.....	5-0	10-1	Playing in January .....	7-1	7-1
Shooting 50% or better .....	6-0	13-0	Playing in February .....	7-0	7-0
Shooting between 40-49% .....	8-1	12-2	Playing in March.....	0-1	0-1
Shooting between 30-39% .....	0-1	1-1	Playing during the day.....	8-1	15-1
Shooting less than 30% .....	0-0	0-0	Playing at night .....	6-1	11-2
Opponent shoots 50% or better.....	0-0	0-0	Playing on Sunday.....	8-1	12-1
Opponent shoots between 40-49% .....	0-2	3-3	Playing on Monday.....	0-0	2-0
Opponent shoots between 30-39% .....	11-0	15-0	Playing on Tuesday.....	0-0	0-0
Opponent shoots less than 30% .....	2-0	7-0	Playing on Wednesday.....	0-0	1-1
Shooting better than opponent.....	14-1	26-1	Playing on Thursday.....	6-1	7-1
Shooting worse than/equal to opponent .....	0-1	0-2	Playing on Friday .....	0-0	2-0
Having more FTs made than opponent .....	12-0	23-1	Playing on Saturday.....	0-0	2-0
Having equal/less FTs made than opponent .....	2-2	3-2	Margin is 5 pts. or less.....	2-1	2-1
Out-rebounding opponent.....	12-1	23-1	Margin is between 6-10.....	4-0	5-1
Having equal/less rebounds than opponent .....	2-1	3-2	Margin is between 11-20.....	5-1	7-1
Having more TOs than opponent .....	13-2	15-2	Margin is more than 20.....	3-0	12-0
Having equal or less TOs than opponent.....	1-0	11-1	Having a 20-pt. scorer.....	6-1	11-2
Attempting more FT than 3FG.....	13-2	24-3	Having a 30-pt. scorer.....	0-0	0-0
Attempting equal/less FT than 3FG .....	1-0	2-0	Scoring 49 points or less.....	0-0	0-0
Making 5 or more 3FGs.....	6-1	12-1	Scoring 50-59 points .....	1-0	1-0
Making less than 5 3FGs.....	8-1	14-2	Scoring 60-69 points.....	5-2	8-3
Making no 3 FGs.....	1-0	1-0	Scoring 70-79 points.....	6-0	10-0
Attempting 15 or more 3FGs.....	1-0	7-0	Scoring 80-89 points.....	1-0	5-0
Attempting less than 15 3FGs .....	13-2	19-3	Scoring 90-99 points.....	1-0	2-0

## 2013-14 Team High / Low

South Carolina Highs	South Carolina Lows	Category	Opponent Lows	Opponent Highs
99 vs. Ole Miss, 1/30	55 at Arkansas, 1/2	<b>Points in Game</b>	25, NC Central, 12/2	74, vs. North Carolina, 12/18
99 vs. Charleston Southern, 11/8				
55 (2nd) vs. Ole Miss, 1/30	17 (1st) at Texas A&M, 1/16	<b>Points in Half</b>	12 (1st), SC State, 12/22 12 (2nd), NC Central, 12/2	45 (2nd) vs. Ole Miss, 1/30
39 vs. Charleston Southern, 11/8	18 vs. Georgia, 2/27	<b>Field Goals Made</b>	8, NC Central, 12/2	29, at Tennessee, 3/2
66 vs. C. of Charleston, 11/14	41 at Auburn, 1/12	<b>Field Goal Attempts</b>	48, at San Diego St., 11/23 48, at Clemson, 11/20	73, Kentucky, 1/9
.609 (39-64) vs. Chas. Sthrn., 11/8	.379 (25-66) vs. CofC, 11/14	<b>FG Percentage</b>	.160 (8-50), NC Central, 12/2	.459 (28-61), vs. UNC, 12/18
9 at San Diego St., 11/23	0 at Vanderbilt, 1/26	<b>3-Point FG Made</b>	1, at Vanderbilt, 1/26 1, Kentucky, 1/9 1, NC Central, 12/2 1, at Southern Cal, 11/25 1, at San Diego St., 11/23	9, Missouri, 2/2
9 vs. C. of Charleston, 11/14				
28 vs. C. of Charleston, 11/14	2 at Vanderbilt, 1/26	<b>3-Point FG Attempts</b>	4, at Texas A&M, 1/16	23, Charleston Southern, 11/8
.667 (4-6) vs. Savannah St., 12/28	.000 (0-2) at Vanderbilt, 1/26	<b>3-Point FG Percentage</b>	.071 (1-14), NC Central, 12/2	.571 (4-7), LA Tech, 11/10
32 vs. Ole Miss, 1/30	7 at Vanderbilt, 1/26	<b>Free Throws Made</b>	0, SC State, 12/22	21, Ole Miss, 1/30
48 vs. Savannah State, 12/28	9 at Vanderbilt, 1/26	<b>Free Throw Attempts</b>	2, SC State, 12/22	31, Ole Miss, 1/30
.909 (10-11) vs. Alabama, 1/19	.364 (8-22) vs. LA Tech, 11/10	<b>FT Percentage</b>	.000 (0-2), SC State, 12/22	.933 (14-15), Vanderbilt, 1/5
62 vs. C. of Charleston, 11/14	27 at Auburn, 1/12	<b>Rebounds</b>	19, at Kentucky, 2/20	48, at Tennessee, 3/2
25 vs. Alabama, 1/19	6 vs. North Carolina, 12/18	<b>Assists</b>	4, Seton Hall, 11/17	16, Missouri, 2/2
25 vs. Charleston Southern, 11/8				
17 vs. Charleston Southern, 11/8	2 at Mississippi State, 2/6 2 vs. Alabama, 1/19	<b>Steals</b>	3, Missouri, 2/2 3, Ole Miss, 1/30 3, NC Central, 12/2	13, Arkansas, 2/9
14 at Mississippi State, 2/6	3 at Auburn, 1/12	<b>Blocked Shots</b>	0, at Kentucky, 2/20	6, at Auburn, 1/12
14 vs. Kentucky, 1/9	3 at Southern Cal, 11/25		0, at Vanderbilt, 1/26 0, at Charlotte, 12/8	6, at Arkansas, 1/2
24 at Vanderbilt, 1/26	7 vs. NC Central, 12/2	<b>Turnovers</b>	5, at Mississippi State, 2/6	25, at San Diego St., 11/23 25, Charleston Southern, 11/8
24 at Vanderbilt, 1/26	1 vs. SC State, 12/22	<b>Fouls</b>	13, NC Central, 12/2	33, Missouri, 2/2

## 2013-14 Individual Superlatives

Category	South Carolina	Opponent
<b>Points in Game</b>	25 by Tiffany Mitchell vs. Georgia, 2/27	24 by Valencia McFarland, Ole Miss, 1/30 24 by Tabatha Richardson-Smith, Seton Hall, 11/17
<b>Points in Half</b>	18 (2nd) by Aleighsa Welch at Charlotte, 12/8	15 (2nd) by Erica Williams, Winthrop, 12/20 15 (1st) by Tabatha Richardson-Smith, Seton Hall, 11/17
<b>Field Goals Made</b>	11 by Alaina Coates vs. Vanderbilt, 1/5	9 by Isabelle Harrison, at Tennessee, 3/2 9 by Jaterra Bonds, Florida, 2/23 9 by Christina Foggie, at Vanderbilt, 1/26 9 by Stephanie Mavunga, vs. North Carolina, 12/18
<b>Field Goal Attempts</b>	19 by Aleighsa Welch at Tennessee, 3/2 19 by Aleighsa Welch at Texas A&M, 1/16	22 by Ka-Deidre Simmons, Seton Hall, 11/17
<b>FG Percentage</b>	1.000 (7-7) by Alaina Coates vs. SC State, 12/22 1.000 (7-7) by Elem Ibiam vs. Charleston Southern, 11/8	.833 (5-6) by Kylee Smith, Vanderbilt, 1/5
<b>3-Point FG Made</b>	4 by Tiffany Mitchell vs. Winthrop, 12/20 4 by Asia Dozier at San Diego St., 11/23 4 by Asia Dozier vs. C. of Charleston, 11/14	5 by Tabatha Richardson-Smith, Seton Hall, 11/17
<b>3-Point FG Attempts</b>	10 by Asia Dozier, at San Diego St., 11/23	9 by Jessica Jackson, at Arkansas, 1/2
<b>3-Point FG Percentage</b>	1.000 (3-3) by Khadijah Sessions, at Kentucky, 2/20 1.000 (3-3) by Tiffany Mitchell at LSU, 2/16	.833 (5-6) by Tabatha Richardson-Smith, Seton Hall, 11/17
<b>Free Throws Made</b>	12 by Tiffany Mitchell vs. Savannah State, 12/28	9 by Tia Faleru, Ole Miss, 1/30
<b>Free Throw Attempts</b>	16 by Tiffany Mitchell vs. Savannah State, 12/28	13 by Tia Faleru, Ole Miss, 1/30
<b>FT Percentage</b>	1.000 (10-10) by Tiffany Mitchell vs. Georgia, 2/27	1.000 (6-6) Jessica Jackson, Arkansas, 2/9
<b>Rebounds</b>	17 by Alaina Coates vs. Kentucky, 1/9 17 by Aleighsa Welch vs. C. of Charleston, 11/14	15 by Isabelle Harrison, at Tennessee, 3/2
<b>Assists</b>	9 by Tiffany Mitchell at San Diego St., 11/23	8 by Dequesha McClanahan, Winthrop, 12/20
<b>Steals</b>	6 by Tiffany Mitchell at Auburn, 1/12	5 by Keira Peak, Arkansas, 2/9
<b>Blocked Shots</b>	7 by Elem Ibiam at Mississippi State, 2/6	4 by Monique Maximilien, Charleston Southern, 11/8
<b>Turnovers</b>	8 by Aleighsa Welch at Vanderbilt, 1/26	7 by Lianna Doty, Missouri, 2/2 7 by Kourtney Williams, SC State, 12/22 7 by Ahjalee Harvey, at San Diego St., 11/23
<b>Minutes Played</b>	43 by Aleighsa Welch at Texas A&M, 1/16	45 by Jordan Jones, at Texas A&M, 1/16

# Staley Era Team Records

Italics indicates set in 2013-14

## Scoring

Most	Points
1. vs. Ole Miss, 1/30/14	99
vs. Charleston Southern, 11/8/13	99
3. at Clemson, 11/19/09	92
4. at San Diego State, 11/23/13	88
vs. Seton Hall, 11/17/13	88

Fewest	Points
1. at Stanford, 11/26/10	32
2. vs. Georgia, 3/4/11	34
3. vs. Mississippi State, 3/5/09	39
4. at Georgia, 1/13/13	40
5. at Mississippi State, 2/26/09	41

Fewest Allowed	Points
1. vs. South Carolina State, 12/14/11	21
2. vs. Presbyterian, 11/27/11	24
3. vs. SC State, 12/22/13	26
4. vs. NC Central, 12/2/13	27
5. vs. Charleston Southern, 11/8/13	29

Most Allowed	Points
1. at Clemson, 11/19/09	94
2. vs. North Carolina, 12/20/09	93
3. vs. Xavier, 11/12/10	84
4. at Tennessee, 2/17/11	82
at Florida, 2/22/09	82

## Margin of Outcome

Victory	Score	Margin
1. vs. Charleston Southern, 11/8/13	99-29	+70
2. vs. NC Central	79-27	+52
3. vs. SC State, 12/14/11	66-21	+45
4. vs. SC State, 12/22/13	70-26	+44
5. vs. Savannah State, 12/28/13	82-40	+42

Defeat	Score	Margin
1. at Stanford, 11/26/10	32-70	-38
2. vs. Georgia, 3/4/11	34-66	-32
3. vs. Stanford, 12/19/08	47-78	-31
4. at Penn State, 11/21/10	48-78	-30
5. vs. Connecticut, 12/28/08	48-77	-29

## Field Goals

Made	FGM
1. vs. Charleston Southern, 11/8/13	39
2. vs. North Carolina, 12/20/09	34
at Clemson, 11/19/09	34
4. vs. North Carolina, 12/18/11	33
5. vs. Eastern Michigan, 3/17/12	32

Attempts	FGA
1. vs. Penn State, 11/20/11	76
2. at Clemson, 11/19/09	74
3. vs. Tennessee, 1/20/11	73
4. vs. Kansas, 3/25/13	72
5. vs. NC State, 12/13/09	71

Highest Percentage (Min. 40 FGA)	FGM-A	Pct
1. vs. Charleston Southern, 11/8/13	39-64	.609
2. vs. Ole Miss, 1/30/14	31-51	.608
3. at Alabama, 1/10/10	31-52	.596
4. vs. NC Central, 12/2/13	31-53	.585
5. vs. Seton Hall, 11/17/13	26-45	.578

Lowest Percentage (Min. 40 FGA)	FGM-A	Pct
1. at Stanford, 11/26/10	12-55	.218
2. vs. Georgia, 3/4/11	12-52	.231
3. at Florida, 1/20/13	15-64	.234
4. at Kentucky, 2/5/09	13-55	.236
5. at Georgia, 1/2/11	13-54	.241

Lowest Percentage Allowed	FGM-A	Pct
1. vs. South Carolina State, 12/14/11	6-48	.125
2. vs. NC Central, 12/2/13	8-50	.160
3. vs. Charleston Southern, 11/8/13	10-54	.185
4. vs. Hampton, 11/22/12	11-57	.193
5. vs. Furman, 12/9/12	11-46	.239
vs. Clemson, 11/18/12	11-46	.239

Highest Percentage Allowed	FGM-A	Pct
1. vs. Connecticut, 12/28/08	35-62	.565
vs. Florida, 1/9/11	26-46	.565
3. vs. Xavier, 11/12/10	34-61	.557
4. at Kentucky, 1/13/11	30-55	.545
5. vs. Vanderbilt, 2/27/11	27-50	.540

## 3-Point Field Goals

Made	3FGM
1. at San Diego State, 11/23/13	9
vs. College of Charleston, 11/14/13	9
vs. Savannah State, 11/15/12	9
at Arkansas, 2/6/11	9
at Ole Miss, 1/16/11	9
vs. North Carolina, 12/18/11	9
vs. Ole Miss, 1/26/12	9

Attempts	3FGA
1. vs. Penn State, 11/20/11	29
2. vs. College of Charleston, 11/14/13	28
vs. North Carolina, 12/19/10	28
4. vs. Savannah State, 11/15/12	25
at Ole Miss, 1/16/11	25

Percentage (Min. 5 3FGA)	3FGM-A	Pct
1. vs. Savannah State, 12/28/13	4-6	.667
vs. Western Carolina, 12/29/12	6-9	.667
at Alabama, 1/10/10	8-12	.667
vs. Charlotte, 12/21/08	8-12	.667
5. vs. Florida, 2/12/12	8-13	.615

## Free Throws

Made	FTM
1. vs. Ole Miss, 1/30/14	32
at Mississippi State, 1/6/13	32
3. vs. Georgia, 2/27/14	30
vs. Savannah State, 12/28/13	30
vs. Seton Hall, 11/17/13	30

Attempts	FTA
1. at Mississippi State, 1/6/13	50
2. vs. Savannah State, 12/28/13	48
3. vs. Missouri, 2/2/14	46
4. vs. Seton Hall, 11/17/13	44
vs. SC State, 12/21/12	44

Percentage (Min. 10 FTA)	FTM-A	Pct
1. vs. Alabama, 1/19/14	10-11	.909
2. at Mississippi State, 2/6/14	20-23	.870
3. vs. Auburn, 1/2/09	23-26	.885
4. vs. San Diego State, 11/28/09	14-16	.875
5. at Kentucky, 2/20/14	17-20	.850

## Rebounding

Total	Rebs
1. vs. College of Charleston, 11/14/13	62
2. at Florida, 1/20/13	59
3. vs. Hampton, 11/22/12	57
4. at Texas A&M, 1/16/14	53
vs. Kentucky, 1/9/14	53
at Alabama, 2/7/13	53
vs. Elon, 11/9/12	53
vs. Brown, 12/29/09	53

Offensive	OREbs
1. vs. Elon, 11/9/12	29
2. vs. College of Charleston, 11/23/11	27
3. vs. Kansas, 3/25/13	26
at Florida, 1/20/13	26
4. vs. Savannah State, 11/15/12	25
vs. Penn State, 11/20/11	25
at Penn State, 11/21/10	25

Defensive	DREbs
1. vs. College of Charleston, 11/14/13	39
vs. Hampton, 11/22/12	39
3. at Arkansas, 1/2/14	38
4. at Texas A&M, 1/16/15	37
5. vs. Kentucky, 1/9/14	36

Margin	Rebs	Margin
1. at Alabama, 2/7/13	53-24	+29
2. vs. SC State, 12/22/13	47-21	+26
vs. Florida Gulf Coast, 11/23/12	46-20	+26
4. at Kentucky, 2/20/14	44-19	+25
vs. Hampton, 11/22/12	57-32	+25

## Assists

Game	Assists
1. vs. Alabama, 1/19/14	25
vs. Charleston Southern, 11/8/13	25
3. at San Diego State, 11/23/13	24
4. vs. Ole Miss, 1/30/14	22
vs. Eastern Michigan, 3/17/12	22

## Steals

Game	Steals
1. vs. Furman, 12/11/11	21
2. vs. Charleston Southern, 11/8/13	17
3. vs. NC State, 12/12/10	16
vs. USC Upstate, 12/16/08	16
5. vs. Furman, 12/9/12	15
vs. High Point, 12/2/09	15
vs. Davidson, 11/24/08	15

## Blocked Shots

Game	Blocks
1. at Mississippi State, 2/6/14	14
vs. Kentucky, 1/9/14	14
3. vs. Charleston Southern, 11/14/13	12
4. vs. Georgia, 2/27/14	11
vs. Florida, 2/23/14	11
at Arkansas, 1/2/14	11
vs. Eastern Michigan, 3/17/12	11
vs. Furman, 12/11/11	11

## Turnovers

Fewest	TOs
1. at Tennessee, 2/2/12	4
2. at Missouri, 2/28/13	5
vs. Georgia, 3/2/12	5
vs. Ole Miss, 3/3/11	5
5. vs. Stanford, 12/19/12	7
at Louisiana Tech, 11/12/12	7
vs. Tennessee, 3/3/12	7

Most	TOs
1. at Wake Forest, 12/3/08	32
2. vs. Hampton, 11/22/12	29
vs. Kentucky, 1/15/12	29
4. at Kentucky, 1/13/11	28
5. vs. Jacksonville, 12/30/08	26

# The Last Time ...

## Individual

### Scored 50 Points

**South Carolina** 51, Jocelyn Penn vs. Stetson, 1/4/03  
**Opponent** Never

### Scored 40 Points

**South Carolina** 51, Jocelyn Penn vs. Stetson, 1/4/03  
**Opponent** 46, Cornelia Gayden, LSU, 1/14/95

### Scored 30 Points

**South Carolina** 30, Ieasia Walker vs. Clemson, 11/18/10  
**Opponent** 32, LaQueta Ferguson, Florida International, 11/25/07

### Grabbed 20 Rebounds

**South Carolina** 25, Kelsey Bone vs. Boston University, 12/28/09  
**Opponent** 24, Courtney Paris, Oklahoma, 12/30/07

### Grabbed 15 Rebounds

**South Carolina** 16, Aleighsa Welch at Texas A&M, 1/16/14  
**Opponent** 15, Isabelle Harrison, at Tennessee, 3/2/14

### Two Players with 20 or More Points

**South Carolina** La'Keisha Sutton 21/Markeshia Grant 20 vs. North Carolina, 12/18/11  
**Opponent** Monica Engelmann 27/Angel Goodrich 20, Kansas, 3/25/13

### Two Players with 10 or More Rebounds

**South Carolina** Aleighsa Welch 16/Elem Ibiom 12 at Texas A&M, 1/16/14  
**Opponent** Quistelle Williams 10/Berna Calli 10, Arkansas, 1/27/13

### Had 10 Assists

**South Carolina** 10, Samone Kennedy at Florida, 2/24/08  
**Opponent** 11, Marneshia Richard, Mississippi State, 1/21/07

### Had Five Steals

**South Carolina** 6, Tiffany Mitchell at Auburn, 1/12/14  
**Opponent** 5, Keira Peak, Arkansas, 2/9/14

### Had Five Blocked Shots

**South Carolina** 5, Elem Ibiom vs. Georgia, 2/27/14  
**Opponent** 7, Isabelle Harrison, Tennessee, 1/3/13

### Had a Double-Double

**South Carolina** Alaina Coates (16 pts/12 rebs) vs. Florida, 2/23/14  
**Opponent** Isabelle Harrison (20 pts/15 rebs), at Tennessee, 3/2/14

### Two Players had a Double-Double

**South Carolina** Alaina Coates (10 pts/17 rebs)/Aleighsa Welch (16 pts/14 rebs) vs. Kentucky, 1/9/14  
**Opponent** Chiney Ogumike (11 pts/10 rebs)/Nnemkadi Ogumike (39 pts/10 rebs), Stanford, 3/24/12

### Three Players had a Double-Double

**South Carolina** Ashley Bruner (16 pts/12 rebs)/Aleighsa Welch (16 pts/ 11 rebs)/ Elem Ibiom (12 pts/10 rebs) vs. Kansas, 3/25/13  
**Opponent** Merlakia Jones (26 pts/10 rebs)/Takilya Davis (19 pts/13 rebs)/ DeLisha Milton (14 pts/15 rebs), at Florida, 2/20/04

### Had a Triple-Double

**South Carolina** Iva Sliskovic (18 pts, 15 rebs, 10 assts) vs. High Point, 12/20/06  
**Opponent** Never

## Team

### Scored 100 Points

**South Carolina** 102 vs. North Carolina A&T, 3/21/08  
**Opponent** 103, Clemson, 11/21/03

### Won by 30 or More Points

**South Carolina** 82-40 (42) vs. Savannah State, 12/28/13  
**Opponent** 66-34 (32), Georgia, 3/4/11

### Shot 65% or Better from the Field

**South Carolina** .652 (45-69) vs. East Tennessee State, 12/19/00  
**Opponent** Never

### Shot 60% or Better from the Field

**South Carolina** .608 (31-51) vs. Ole Miss, 1/30/14  
**Opponent** .604 (29-48), Vanderbilt, 1/18/01

### Shot 50% or Better from the Field

**South Carolina** .526 (30-57) at Kentucky, 2/20/14  
**Opponent** .535 (23-43), Missouri, 2/28/13

### No Players in Double-Figure Points

**South Carolina** at Auburn, 1/19/12  
**Opponent** Arkansas, 2/9/14

### Five Players in Double-Figure Points

**South Carolina** vs. Missouri, 2/2/14  
**Opponent** Arkansas, 2/14/10

### More Than Five Players in Double-Figure Points

**South Carolina** 6 vs. Missouri, 2/2/14  
**Opponent** 6, at Georgia, 2/13/03

### Faced AP Top-25 Opponent

**Win** 81-58 at No. 15 Kentucky, 2/20/14  
**Loss** 61-73 at No. 10 Tennessee, 3/2/14

### Faced AP Top-10 Opponent

**Win** 68-59 vs. No. 9 Kentucky, 1/9/14  
**Loss** 61-73 at No. 10 Tennessee, 3/2/14

### Faced AP Top-5 Opponent

**Win** 55-50 vs. No. 5 Kentucky, 1/24/13  
**Loss** 49-53 vs. No. 1 Stanford, 12/19/12

### Faced AP No. 1 Team

**Win** Never  
**Loss** 49-53 vs. No. 1 Stanford, 12/19/12

### Overtime Game

**Win** 58-55 vs. Drexel, 11/28/12  
**Loss** 65-57 at Texas A&M, 1/16/14

### Double-Overtime Game

**Win** 92-91 at Florida State, 2/4/91  
**Loss** 92-94 at Clemson, 11/19/09

### South Carolina Was Ranked (AP Poll)

**AP No. 1** Never  
**AP Top 10** No. 5, 3/3/14  
**AP Top 25** No. 5, 3/3/14



# ALAINA COATES

6-4 • Freshman • Center  
Irmo, S.C. • Dutch Fork

# #41

## Miscellaneous Stats

	Season	Career
Double-Double	8	8
20+ Points	5	5
10+ Points	20	20
10+ Rebounds	8	8
Tm-High Pts.	5	5
Tm-High Rebs.	14	14

- First SEC Freshman of the Year in league history to also earn another "of the Year" award with selection as Co-6th Player of the Year
- Has played in 29 games, including one start (LA Tech)
- Named SEC Freshman of the Week a league-record tying five times times
- Only freshman to rank among SEC's top 25 scorers (23rd) and top 20 rebounders (7th) ... Is third in SEC and 48th in nation with 2.0 blocks per game ... In SEC games, averaged 12.7 points (23rd) and 8.5 rebounds (5th)
- Holds Gamecock freshman record with 58 blocked shots, tying her for third in the all-time single-season standings
- Has led the team in scoring five times (Charleston Southern, at San Diego St., SC State, Vanderbilt, Ole Miss)
- Has led the team in rebounding 14 times (LA Tech, Seton Hall, at San Diego St., at USC, NC Central, Sav. St., at Ark., Vandy, Kentucky, Auburn, Ole Miss, Ark., at LSU, Fla.)
- Stretched second-half lead over Georgia (Feb. 27) with personal 7-2 run early in second half after Lady Bulldogs got within nine, with seven more of her total 18 points and seven of her eight rebounds coming in the second half
- Posted eighth double-double of season against Florida (Feb. 23) while tying career high and Gamecock freshman record of five blocked shots
- Scored nine of her 13 points at #19/17 LSU (Feb. 16) in the second half, including six during a 9-0 run after the Lady Tigers has pulled within two midway through the half
- Named SEC Freshman of the Week (Feb. 3) after leading team in scoring and rebounding over two wins that moved Gamecocks into first place in SEC
- Became first freshman to record at least 20 points against an SEC opponent since the 2010 SEC Tournament with her career-high tying 24 against Ole Miss (Jan. 30), making her one of just six Gamecock freshman all-time to record at least five 20-point games
- Played just 12 minutes at #16/19 Vanderbilt (Jan. 26) due to foul trouble, still blocking four shots, including three in second half to help secure victory
- Posted six points and six rebounds in just 11 minutes of first-half action against Alabama (Jan. 19), narrowly missing a double-double with 10 points and nine rebounds
- Earned third SEC Freshman of the Week award (Jan. 13) after averaging 12.0 points and 11.3 rebounds in wins over Kentucky and Auburn
- Scored all 14 of her points at Auburn, (Jan. 12) in first half, including eight during 19-10 run that closed half with game tied after Gamecocks trailed by as many as 12
- Set Gamecock freshman record with 17 rebounds against #9/10 Kentucky (Jan. 9) and posted fourth-straight double-double
- Named SEC Freshman of the Week (Jan. 6) for back-to-back double-doubles to open SEC play, becoming first Gamecock freshman ever to post double-doubles in her first two SEC outings
- Scored 12 of her career-high 24 points against Vanderbilt (Jan. 5) during final 10 minutes of first half to help turn two-point deficit into 11-point halftime lead
- Tied program's freshman single-game record with five blocks at Arkansas (Jan. 2) while posting second-straight double-double, including five defensive rebounds during crucial seven-minute stretch of second half to keep Razorbacks from putting together complete rally
- Recorded double-double against Savannah State (Dec. 28), doing nearly all of it in the second half – 11 points and nine rebounds in final 20 minutes

## 2013-14 Game-by-Game

Opponent	Date	GS	MIN	FG-A	3FG-A	FTA	Reb	PF	A	TO	B	S	TP
Chas. Sthrn.	11/08	17	9-14	0-0	2-2	4-3-7	2	1	1	2	1	20	
LA Tech	11/10	*	19	6-10	0-0	0-3	5-5-10	3	0	0	0	0	12
CofC	11/14		13	3-6	0-0	5-9	5-9-14	2	0	1	3	0	11
Seton Hall	11/17		19	4-5	0-0	2-6	3-5-8	3	1	0	4	1	10
at Clemson	11/20		15	2-5	0-0	5-8	1-5-6	4	0	1	1	2	9
at San Diego State	11/23		22	5-6	0-0	11-15	1-7-8	4	0	0	1	0	21
at USC	11/25		17	4-7	0-0	0-1	1-8-9	4	0	2	0	1	8
NC Central	12/02		22	7-8	0-0	1-2	2-5-7	3	1	1	2	1	15
at Charlotte	12/08		12	0-4	0-0	2-2	2-2-4	0	0	0	2	0	2
vs. N. Carolina	12/18		9	0-0	0-0	0-0	0-1-1	1	0	1	1	0	0
Winthrop	12/20		8	1-2	0-0	1-2	3-0-3	1	0	4	1	0	3
SC State	12/22		17	7-7	0-0	9-9	0-5-5	0	1	3	3	0	23
Savannah St.	12/28		24	4-5	0-0	9-14	5-7-12	2	0	2	3	0	17
at Arkansas*	01/02		26	5-8	0-0	1-2	2-10-12	3	0	2	5	0	11
Vanderbilt*	01/05		28	11-16	0-0	2-4	4-6-10	2	0	3	3	1	24
Kentucky*	01/09		27	3-9	0-0	4-7	7-10-17	2	0	3	4	1	10
at Auburn*	01/12		25	4-5	0-0	6-10	2-4-6	1	0	1	1	1	14
at Texas A&M*	01/16		22	3-6	0-0	2-4	2-3-5	3	0	3	0	1	8
Alabama*	01/19		21	4-9	0-0	2-2	5-4-9	4	1	1	2	0	10
at Vanderbilt*	01/26		12	3-4	0-0	0-1	0-5-5	5	0	3	4	0	6
Ole Miss*	01/30		22	8-10	0-0	8-10	3-9-12	3	0	1	0	1	24
Missouri*	02/02		16	5-7	0-0	3-9	1-4-5	1	1	0	4	0	13
at Miss. State*	02/06		21	3-7	0-0	2-2	1-4-5	2	0	0	3	0	8
Arkansas*	02/09		22	3-5	0-0	4-5	1-7-8	1	0	7	0	0	10
at LSU*	02/16		17	5-7	0-0	3-4	1-7-8	3	1	3	0	3	13
at Kentucky*	02/20		20	3-6	0-0	2-2	1-5-6	1	0	2	0	1	8
Florida*	02/23		22	5-5	0-0	6-8	1-11-12	1	1	0	5	0	16
Georgia*	02/27		19	5-9	0-0	8-10	3-5-8	3	0	1	1	1	18
at Tennessee*	03/02		23	4-8	0-0	2-2	2-6-8	3	2	3	3	0	10

- Posted only perfect shooting night by a freshman (minimum five attempts each in program history), hitting 7-of-7 from the field and 9-of-9 free throws against SC State (Dec. 22), with field goal performance tying for fourth in Colonial Life Arena history
- Scored 17 of her career-high 21 points at San Diego State (Nov. 23) in the second half, including a personal 7-0 run late in the game
- Made 11 free throws at San Diego State (Nov. 23), second-most by a Gamecock freshman in school history while her 15 attempts tied the freshman record
- Named SEC Freshman of the Week (Nov. 18) after averaging a double-double in two games (CofC, Seton Hall)
- Grabbed 14 rebounds against CofC (Nov. 14), 10 in the second half, to tie for third in school history among freshmen, one shy of the freshman school record

## Career Highs – All Games

Pts ... 24, 2x, last vs. Ole Miss, 1/30/14  
 FG ..... 11 vs. Vanderbilt, 1/5/14  
 FGA ..... 16 vs. Vanderbilt, 1/5/14  
 FG %..... 1.00 (7-7) vs SC State, 12/22/13  
 FT ..... 11 at San Diego St., 11/23/13  
 FTA ..... 15 at San Diego St., 11/23/13  
 FT %..... 1.00 (9-9), vs. SC State, 12/22/13  
 Rebs..... 17 vs. Kentucky, 1/9/14  
 Off Rebs..... 7 vs. Kentucky, 1/9/14  
 Def Rebs..... 11 vs. Florida, 2/23/14  
 Blks ..... 5, 2x, last vs. Florida, 2/23/14  
 Stls..... 3 at LSU, 2/16/14  
 Assts..... 2 at Tennessee, 3/2/14  
 Min..... 28 vs. Vanderbilt, 1/5/14

## Career – SEC Games

Pts ... 24, 2x, last vs. Ole Miss, 1/30/14  
 FG ..... 11 vs. Vanderbilt, 1/5/14  
 FGA ..... 16 vs. Vanderbilt, 1/5/14  
 FG %..... 1.00 (5-5) vs. Florida, 2/23/14  
 FT ..... 8, 2x, last vs. Georgia, 2/27/14  
 FTA ..... 10, 3x, last vs. Georgia, 2/27/14  
 FT %..... 1.00 (2-2), 3x, last at Tenn., 3/2/14  
 Rebs..... 17 vs. Kentucky, 1/9/14  
 Off Rebs ..... 7 vs. Kentucky, 1/9/14  
 Def Rebs..... 11 vs. Florida, 2/23/14  
 Blks ..... 5, 2x, last vs. Florida, 2/23/14  
 Stls..... 3 at LSU, 2/16/14  
 Assts ..... 2 at Tennessee, 3/2/14  
 Min..... 28 vs. Vanderbilt, 1/5/14

## Career Stats at South Carolina

Year	GP	GS	Min	Avg	FG	FGA	Pct	3FG	FGA	Pct	FT	FTA	Pct	Off	Def	Tot	Avg	PF	FO	A	TO	Blk	Stl	Pts	Avg
2013-14	29	1	557	19.2	126	200	.630	0	0	—	102	155	.658	68	162	230	7.9	67	1	10	49	58	16	354	12.2



# TIFFANY DAVIS

**5-7 • R-Freshman • Guard**  
**Houston, Texas • Westbury Christian**

- Has played in 27 games, including seven starts
- Hit a pair of 3s en route to a career-high 11 points against Ole Miss (Jan. 30)
- Was solid against pressure from #9/10 Kentucky (Jan. 9), not committing a turnover in 16 minutes on the floor
- Grabbed a career-high six rebounds at Arkansas (Jan. 2)
- Scored a career-high eight in her third start of the season against Savannah State (Dec. 28), including a perfect shooting night highlighted by a pair of 3s
- Posted her most productive start against SC State (Dec. 22), scoring six points and matching career high with three assists
- Drew first career start against Winthrop (Dec. 20), taking over point guard duties from the injured Khadijah Sessions
- Returned to action at Charlotte (Dec. 8) after recovering from shoulder injury, playing a steady eight minutes
- Matched her career high with three assists in just three minutes at San Diego State (Nov. 23) before a first-half shoulder injury ended her game
- Scored a career-high seven points against College of Charleston (Nov. 14), hitting 2-of-4 from the field, including a 3-pointer, while dishing out three assists
- Returned from knee surgery last season to score five points on 2-of-3 shooting in the season opener against Charleston Southern (Nov. 8)

# #15

## Miscellaneous Stats

	Season	Career
Double-Double	0	0
10+ Points	1	1
5+ Assists	0	0
5+ Steals	0	1
Tm-High Pts.	0	0
Tm-High Assts.	0	0

## 2013-14 Game-by-Game

Opponent	Date	GS	MIN	FG-A	3FG-A	FTA	Reb	PF	A	TO	B	S	TP
Chas. Sthrn.	11/08	16	2-3	0-0	1-3	1-1-2	1	1	2	1	0	5	
LA Tech	11/10	10	1-4	1-4	0-0	1-1-2	0	1	2	0	1	3	
CofC	11/14	19	2-4	1-2	2-2	0-1-1	0	3	2	0	1	7	
Seton Hall	11/17	5	0-0	0-0	0-0	0-1-1	0	0	1	0	0	0	
at Clemson	11/20	10	0-0	0-0	0-0	0-0-0	0	1	0	0	0	0	
at San Diego State	11/23	3	0-1	0-0	0-0	0-0-0	0	3	0	0	0	0	
at USC	11/25	— DNP (Injury) —											
NC Central	12/02	— DNP (Injury) —											
at Charlotte	12/08	8	0-0	0-0	0-0	0-0-0	1	0	1	0	0	0	
vs. N. Carolina	12/18	7	0-1	0-0	0-0	0-0-0	0	0	0	0	0	0	
Winthrop	12/20	*	26	1-5	1-5	0-0	4-4	2	2	6	0	1	3
SC State	12/22	*	15	2-6	2-2	0-0	0-1-1	0	3	3	0	1	6
Savannah St.	12/28	*	22	3-3	2-2	0-2	0-1-1	1	0	1	0	0	8
at Arkansas*	01/02	*	30	1-4	0-1	1-2	0-6-6	3	1	6	0	0	3
Vanderbilt*	01/05	*	18	1-2	0-1	1-1	0-1-1	3	2	1	0	0	3
Kentucky*	01/09	*	16	0-2	0-0	0-0	0-0-0	2	1	0	0	0	0
at Auburn*	01/12	*	3	0-1	0-1	0-0	0-1-1	1	0	2	0	0	0
at Texas A&M*	01/16		11	0-0	0-0	0-1-1	2	0	1	0	0	0	0
Alabama*	01/19		1	0-1	0-0	0-0	0-0-0	0	0	1	0	0	0
at Vanderbilt*	01/26		6	0-0	0-0	0-0	0-1-1	1	1	1	0	0	0
Ole Miss*	01/30		16	2-3	2-2	5-6	0-2-2	1	1	2	0	0	11
Missouri*	02/02		11	0-2	0-2	0-0	0-0-0	2	2	1	0	0	0
at Miss. State*	02/06		13	2-4	0-2	0-0	0-0-0	0	0	1	0	0	4
Arkansas*	02/09		12	1-3	1-1	0-0	2-0-2	0	1	0	0	0	3
at LSU*	02/16		5	1-1	0-0	1-2	0-0-0	0	0	0	0	0	3
at Kentucky*	02/20		3	0-0	0-0	0-0	0-0-0	1	0	1	0	0	0
Florida*	02/23		14	1-1	1-1	0-0	0-1-1	1	2	2	0	0	3
Georgia*	02/27		7	0-1	0-0	2-2	0-0-0	1	0	0	0	0	2
at Tennessee*	03/02		6	1-1	0-0	4-4	0-0-0	1	1	0	0	0	6

## Career Highs – All Games

**Pts** ..... 11 vs. Ole Miss, 1/30/14  
**FG** ..... 3 vs. Savannah State, 12/28/13  
**FGA** ..... 6 vs. SC State, 12/22/13  
**3FG** ..... 2, 3x, last vs. Ole Miss, 1/30/14  
**3FGA** ..... 5 vs. Winthrop, 12/20/13  
**FT** ..... 5 vs. Ole Miss, 1/30/14  
**FTA** ..... 6 vs. Ole Miss, 1/30/14  
**Rebs** ..... 6 at Arkansas, 1/2/14  
**Off Rebs** ..... 4 vs. Winthrop 12/20/13  
**Def Rebs** ..... 6 at Arkansas, 1/2/14  
**Stls** ..... 5 vs. Elon, 11/9/12  
**Assts** ..... 3, 4x, last vs. SC State, 12/22/13  
**Min** ..... 30 at Arkansas, 1/2/14

## Season Highs – All Games

**Pts** ..... 11 vs. Ole Miss, 1/30  
**FG** ..... 3 vs. Savannah State, 12/28  
**FGA** ..... 6 vs. SC State, 12/22  
**3FG** ..... 2, 3x, last vs. Ole Miss, 1/30  
**3FGA** ..... 5 vs. Winthrop, 12/20  
**FT** ..... 5 vs. Ole Miss, 1/30  
**FTA** ..... 6 vs. Ole Miss, 1/30  
**Rebs** ..... 6 at Arkansas, 1/2  
**Off Rebs** ..... 4 vs. Winthrop 12/20  
**Def Rebs** ..... 6 at Arkansas, 1/2  
**Stls** ..... 1, 4x, last vs. SC State, 12/22  
**Assts** ..... 3, 3x, last vs. SC State, 12/22  
**Min** ..... 30 at Arkansas, 1/2

## Career Highs – SEC Games

**Pts** ..... 11 vs. Ole Miss, 1/30/14  
**FG** ..... 2, 2x, last at Miss. St., 2/6/14  
**FGA** ..... 4, 2x, last at Miss. St., 2/6/14  
**3FG** ..... 2 vs. Ole Miss, 1/30/14  
**3FGA** ..... 2, 3x, last at Miss. St., 2/6/14  
**FT** ..... 5 vs. Ole Miss, 1/30/14  
**FTA** ..... 6 vs. Ole Miss, 1/30/14  
**Rebs** ..... 6 at Arkansas, 1/2/14  
**Off Rebs** ..... 2 vs. Arkansas, 2/9/14  
**Def Rebs** ..... 6 at Arkansas, 1/2/14  
**Stls** .....  
**Assts** ..... 2, 3x, last vs. Florida, 2/23/14  
**Min** ..... 30 at Arkansas, 1/2/14

## Season Highs – SEC Games

**Pts** ..... 11 vs. Ole Miss, 1/30  
**FG** ..... 2, 2x, last at Miss. St., 2/6  
**FGA** ..... 4, 2x, last at Miss. St., 2/6  
**3FG** ..... 2 vs. Ole Miss, 1/30  
**3FGA** ..... 2, 3x, last at Miss. St., 2/6  
**FT** ..... 5 vs. Ole Miss, 1/30  
**FTA** ..... 6 vs. Ole Miss, 1/30  
**Rebs** ..... 6 at Arkansas, 1/2  
**Off Rebs** ..... 2 vs. Arkansas, 2/9  
**Def Rebs** ..... 6 at Arkansas, 1/2  
**Stls** .....  
**Assts** ..... 2, 3x, last vs. Florida, 2/23  
**Min** ..... 30 at Arkansas, 1/2

## Career Stats at South Carolina

Year	GP	GS	Min	Avg	FG	FGA	Pct	3FG	FGA	Pct	FT	FTA	Pct	Off	Def	Tot	Avg	PF	FO	A	TO	Blk	Stl	Pts	Avg
2012-13	3	0	40	13.3	4	8	.500	1	4	.250	3	4	.750	1	3	4	1.3	2	0	4	2	0	5	12	4.0
2013-14	27	7	313	11.6	21	53	.396	11	26	.423	17	24	.708	4	23	27	1.0	24	0	26	37	1	4	70	2.6
<b>Career Totals</b>	<b>30</b>	<b>7</b>	<b>353</b>	<b>11.8</b>	<b>25</b>	<b>61</b>	<b>.410</b>	<b>12</b>	<b>30</b>	<b>.400</b>	<b>20</b>	<b>28</b>	<b>.714</b>	<b>5</b>	<b>26</b>	<b>31</b>	<b>1.0</b>	<b>26</b>	<b>0</b>	<b>30</b>	<b>39</b>	<b>1</b>	<b>9</b>	<b>82</b>	<b>2.7</b>



# ASIA DOZIER

6-0 • Sophomore • Guard/Forward  
Columbia, S.C. • Spring Valley

# #31

## Miscellaneous Stats

	Season	Career
Double-Double	0	0
10+ Points	7	9
10+ Rebounds	0	1
5+ Assists	6	7
Tm-High Pts.	1	1
Tm-High Assts.	8	9

- Has played in every game this season, starting 27
- Has led the team in scoring one time (CofC)
- Had led the team in assists eight times (at Charlotte, at Arkansas, Vanderbilt, Kentucky, at Auburn, at Miss. St., Arkansas, Florida)
- Ranks 12th in the SEC with 3.4 assists per conference game with three league games of five assists and is seventh in assist-to-turnover ratio (1:4) in conference games
- Hit a 3 from the left corner to spark a 14-4 early in second half of win over Florida (Feb. 23)
- Hit clutch 3-pointer during Bulldogs' second-half rally at Mississippi State (Feb. 6) then scored on baseline out-of-bounds play after lead was cut to one, finishing in double-figure points for second-straight game
- Handed out career-high six assists against Ole Miss (Jan. 30)
- Scored all of her nine points at #16/19 Vanderbilt (Jan. 26) in first half, including seven straight to help team stay in front while three other starters sat with foul trouble
- Drained a 3 to bring Gamecocks within a point with under four minutes to play at #25/21 Texas A&M
- Hit a 3 early in second half at Auburn (Jan. 12) to give Gamecocks first lead of the game, added a free throw late in game to hold off Tigers' late rally
- Dished team-high five assists against Vanderbilt (Jan. 5) for second-straight game
- Played solid all-around game at Arkansas (Jan. 2), tying career high with five assists while logging just shy of the full 40 minutes
- Netted three 3s en route to 13 points and handed out five assists in 39 minutes, playing huge role in staving off second-half Winthrop (Dec. 20) rally
- Responded well to coming off the bench at Charlotte (Dec. 8), contributing in every category – 10 points, four assists, five rebounds, two steals in 32 minutes
- Scored all of her career-high 16 points at San Diego State (Nov. 23) in the first half, hitting 3-of-6 3s in her 17 minutes before halftime
- Posted a career-high 16 points against CofC (Nov. 14) to lead team in scoring for first time in her career

## 2013-14 Game-by-Game

Opponent	Date	GS	MIN	FG-A	3FG-A	FTA	Reb	PF	A	TO	B	S	TP
Chas. Sghrn.	11/08	*	17	1-3	0-0	2-2	2-1-3	1	5	1	1	2	4
LA Tech	11/10	*	21	3-5	1-1	0-0	0-1-1	1	0	3	0	0	7
CofC	11/14	*	25	6-12	4-8	0-0	0-2-2	1	3	1	0	0	16
Seton Hall	11/17	*	27	2-6	2-4	0-0	0-4-4	2	2	3	0	2	6
at Clemson	11/20	*	30	2-9	0-5	0-1	3-6-9	3	0	2	0	0	4
at San Diego State	11/23	*	28	5-13	4-10	2-2	3-0-3	2	0	2	0	2	16
at USC	11/25	*	25	1-4	0-1	2-2	0-2-2	1	2	3	0	0	4
NC Central	12/02	*	18	2-3	1-2	1-2	0-2-2	0	1	0	0	0	6
at Charlotte	12/08		32	4-7	0-1	2-3	2-3-5	1	4	5	1	2	10
vs. N. Carolina	12/18	*	21	1-3	0-2	1-2	1-2-3	4	1	2	0	0	3
Winthrop	12/20	*	39	4-9	3-7	2-4	0-2-2	1	5	2	0	0	13
SC State	12/22	*	20	1-5	1-4	1-2	0-0-4	0	3	1	0	1	4
Savannah St.	12/28	*	19	4-8	2-2	0-0	0-1-1	2	1	0	0	1	10
at Arkansas*	01/02	*	40	4-12	1-3	0-0	0-2-2	2	5	7	0	1	9
Vanderbilt*	01/05	*	29	1-7	1-2	2-2	0-1-1	2	5	5	0	1	5
Kentucky*	01/09	*	24	0-6	0-1	0-0	0-1-1	3	4	2	1	0	0
at Auburn*	01/12	*	31	3-4	2-3	1-3	0-5-5	2	3	5	0	0	9
at Texas A&M*	01/16	*	33	2-9	1-5	0-0	0-3-3	4	0	4	1	0	5
Alabama*	01/19	*	26	3-4	2-3	0-0	0-3-3	1	5	1	0	0	8
at Vanderbilt*	01/26	*	29	4-9	0-1	1-2	0-3-3	3	2	0	0	0	9
Ole Miss*	01/30	*	23	1-4	0-1	2-4	0-1-1	1	6	2	0	1	4
Missouri*	02/02	*	33	3-6	3-4	2-4	1-2-3	4	4	0	1	1	11
at Miss. State*	02/06	*	27	4-8	2-3	0-0	1-2-3	3	4	2	0	1	10
Arkansas*	02/09	*	20	0-4	0-4	0-0	0-0-1	0	4	3	0	0	0
at LSU*	02/16	*	28	0-5	0-4	1-2	0-1-1	1	1	2	1	1	1
at Kentucky*	02/20	*	33	2-6	0-1	0-0	1-3-4	1	2	1	0	0	4
Florida*	02/23	*	30	1-8	1-6	0-0	2-4-4	4	3	1	1	1	3
Georgia*	02/27		14	0-1	0-1	0-0	0-4-4	0	0	1	0	0	0
at Tennessee*	03/02	*	29	1-3	1-2	0-0	1-1-2	0	0	1	0	0	3

## Career Highs – All Games

Pts ..... 16, 2x, last at San Diego St., 11/23/13  
 FG .... 6 vs. C. of Charleston, 11/14/13  
 FGA..... 13 at San Diego St., 11/23/13  
 3FG... 4, 2x, last at San Diego St., 11/23/13  
 3FGA..... 10 at San Diego St., 11/23/13  
 FT ..... 4 vs. Elon, 11/9/12  
 FTA..... 7 vs. Elon, 11/9/12  
 Rebs..... 10 vs. Elon, 11/9/12  
 Off Rebs ..... 4 vs. Elon, 11/9/12  
 Def Rebs . 6, 2x, last at Clemson, 11/20/13  
 Blks..... 1, 11x, last vs. Florida, 2/23/14  
 Stls..... 2, 5x, last at Charlotte, 12/8/13  
 Assts ..... 6 vs. Ole Miss, 1/30/14  
 Min..... 40 at Arkansas, 1/2/14

## Season Highs – All Games

Pts .. 16, 2x, last at San Diego St., 11/23/13  
 FG ..... 6 vs. C. of Charleston, 11/14/13  
 FGA..... 13 at San Diego St., 11/23/13  
 3FG .. 4, 2x, last at San Diego St., 11/23/13  
 3FGA..... 10 at San Diego St., 11/23/13  
 FT ..... 2, 8x, last vs. Missouri, 2/2/14  
 FTA..... 4, 3x, last vs. Missouri, 2/2/14  
 Rebs..... 9 at Clemson, 11/20/13  
 Off Rebs .. 3, 2x, last at San Diego St., 11/23/13  
 Def Rebs ..... 6 at Clemson, 11/20/13  
 Blks ..... 1, 7x, last vs. Florida, 2/23/14  
 Stls ..... 2, 4x, last at Charlotte, 12/8/13  
 Assts ..... 6 vs. Ole Miss, 1/30/14  
 Min..... 40 at Arkansas, 1/2/14

## Career Highs – SEC Games

Pts ..... 11 vs. Missouri, 2/2/14  
 FG ..... 4, 4x, last at Miss. St., 2/6/14  
 FGA..... 12 at Arkansas, 1/2/14  
 3FG ..... 3 vs. Missouri, 2/2/14  
 3FGA.... 6, 2x, last vs. Florida, 2/23/14  
 FT ..... 2, 3x, last vs. Missouri, 2/2/14  
 FTA..... 4, 2x, last vs. Missouri, 2/2/14  
 Rebs..... 6, 2x, last vs. Florida, 2/23/14  
 Off Rebs..... 2, 2x, last vs. Fla., 2/23/14  
 Def Rebs ..... 5 at Auburn, 1/12/14  
 Blks ..... 1, 6x, last vs. Florida, 2/23/14  
 Stls..... 1, 8x, last vs. Florida, 2/23/14  
 Assts ..... 6 vs. Ole Miss, 1/30/14  
 Min..... 40 at Arkansas, 1/2/14

## Season Highs – SEC Games

Pts ..... 11 vs. Missouri, 2/2/14  
 FG ..... 4, 3x, last at Miss. St., 2/6/14  
 FGA..... 12 at Arkansas, 1/2/14  
 3FG ..... 3 vs. Missouri, 2/2/14  
 3FGA..... 6 vs. Florida, 2/23/14  
 FT ..... 2, 3x, last vs. Missouri, 2/2/14  
 FTA..... 4, 2x, last vs. Missouri, 2/2/14  
 Rebs..... 6 vs. Florida, 2/23/14  
 Off Rebs ..... 2 vs. Florida, 2/23/14  
 Def Rebs ..... 5 at Auburn, 1/12/14  
 Blks ..... 1, 5x, last vs. Florida, 2/23/14  
 Stls..... 1, 7x, last vs. Florida, 2/23/14  
 Assts ..... 6 vs. Ole Miss, 1/30/14  
 Min..... 40 at Arkansas, 1/2/14

## Career Stats at South Carolina

Year	GP	GS	Min	Avg	FG	FGA	Pct	3FG	FGA	Pct	FT	FIA	Pct	Off	Def	Tot	Avg	PF	FO	A	TO	Blk	Stl	Pts	Avg
2012-13	31	0	398	12.8	28	134	.209	16	91	.176	11	24	.458	19	42	61	2.0	35	1	25	20	4	8	83	2.7
2013-14	29	27	771	26.6	65	183	.355	32	91	.352	22	37	.595	17	67	84	2.9	51	0	75	62	7	17	184	6.3
<b>Career Totals</b>	<b>60</b>	<b>27</b>	<b>1169</b>	<b>19.5</b>	<b>93</b>	<b>317</b>	<b>.293</b>	<b>48</b>	<b>182</b>	<b>.264</b>	<b>33</b>	<b>61</b>	<b>.541</b>	<b>36</b>	<b>109</b>	<b>145</b>	<b>2.4</b>	<b>86</b>	<b>1</b>	<b>100</b>	<b>82</b>	<b>11</b>	<b>25</b>	<b>267</b>	<b>4.5</b>



# INDIA FARMER

6-0 • Freshman • Forward  
N. Myrtle Beach, S.C. • N. Myrtle Beach

- Has played in 14 games
- Netted first career SEC points with a late 3 against Alabama (Jan. 19)
- Scored her first career points on a 3-pointer against NC Central (Dec. 2), also snagging three rebounds in her 11 minutes of play

# #0

## Miscellaneous Stats

	Season	Career
Double-Double	0	0
10+ Points	0	0
10+ Rebounds	0	0
5+ Blocks	0	0
Tm-High Pts.	0	0
Tm-High Rebs.	0	0

## 2013-14 Game-by-Game

Opponent	Date	GS	MIN	FG-A	3FG-A	FTA	Reb	PF	A	TO	B	S	TP
Chas. Sthrn.	11/08	6	0-0	0-0	0-0	0-0-0	0	0	0	0	0	0	0
LA Tech	11/10	1	0-0	0-0	0-0	0-0-0	0	0	0	0	0	0	0
CofC	11/14	5	0-0	0-0	0-0	0-0-0	1	0	0	0	0	0	0
Seton Hall	11/17					— DNP (Coach's Decision)	—						
at Clemson	11/20	1	0-0	0-0	0-0	0-0-0	0	0	0	0	0	0	0
at San Diego State	11/23					— DNP (Coach's Decision)	—						
at USC	11/25					— DNP (Coach's Decision)	—						
NC Central	12/02	11	1-3	1-2	0-0	1-2-3	1	0	0	0	0	0	3
at Charlotte	12/08					— DNP (Coach's Decision)	—						
vs. N. Carolina	12/18					— DNP (Coach's Decision)	—						
Winthrop	12/20					— DNP (Coach's Decision)	—						
SC State	12/22	5	0-2	0-0	0-0	1-0-1	0	0	0	0	0	0	0
Savannah St.	12/28	4	0-0	0-0	0-0	0-0-0	0	0	0	0	1	0	0
at Arkansas*	01/02					— DNP (Coach's Decision)	—						
Vanderbilt*	01/05					— DNP (Coach's Decision)	—						
Kentucky*	01/09					— DNP (Coach's Decision)	—						
at Auburn*	01/12					— DNP (Coach's Decision)	—						
at Texas A&M*	01/16					— DNP (Coach's Decision)	—						
Alabama*	01/19	1	1-1	1-1	0-0	0-0-0	1	0	0	0	0	0	3
at Vanderbilt*	01/26					— DNP (Coach's Decision)	—						
Ole Miss*	01/30	2	0-1	0-0	0-0	0-0-0	1	0	0	0	0	0	0
Missouri*	02/02	1	0-0	0-0	0-0	0-0-0	0	0	0	0	0	0	0
at Miss. State*	02/06					— DNP (Coach's Decision)	—						
Arkansas*	02/09	2	0-0	0-0	0-0	0-0-0	0	0	1	0	0	0	0
at LSU*	02/16	1	0-0	0-0	0-0	0-0-0	0	0	0	0	0	0	0
at Kentucky*	02/20					— DNP (Coach's Decision)	—						
Florida*	02/23	1	0-0	0-0	0-0	0-0-0	0	0	0	0	0	0	0
Georgia*	02/27	2	0-0	0-0	0-0	0-0-0	0	0	0	0	0	0	0
at Tennessee*	03/02					— DNP (Coach's Decision)	—						

## Career Highs – All Games

Pts .....3, last vs. Alabama, 1/19/14  
 FG .....1, 2x, last vs. Alabama, 1/19/14  
 FGA..... 3 vs. NC Central, 12/2/13  
 3FG ....1, 2x, last vs. Alabama, 1/19/14  
 3FGA..... 2 vs. NC Central, 12/2/13  
 FT.....  
 FTA.....  
 Rebs..... 3 vs. NC Central, 12/2/13  
 Off Rebs ..... 1, 2x, last vs. SC State, 12/22/13  
 Def Rebs..... 2 vs. NC Central, 12/2/13  
 Blks .... 1, vs. Savannah State, 12/28/13  
 Stls.....  
 Assts .....  
 Min..... 11 vs. NC Central, 12/2/13

## Career Highs – SEC Games

Pts ..... 3 vs. Alabama, 1/19/14  
 FG ..... 1 vs. Alabama, 1/19/14  
 FGA... 1, 2x, last vs. Ole Miss, 1/30/14  
 FT.....  
 FTA.....  
 Rebs.....  
 Off Rebs .....  
 Def Rebs.....  
 Blks .....  
 Stls.....  
 Assts .....  
 Min.....2, 3x last vs. Georgia, 2/27/14

## Season Highs – All Games

Pts ..... 3, last vs. Alabama, 1/19  
 FG ..... 1, 2x, last vs. Alabama, 1/19  
 FGA.....3 vs. NC Central, 12/2  
 3FG ..... 1, 2x, last vs. Alabama, 1/19  
 3FGA.....2 vs. NC Central, 12/2  
 FT.....  
 FTA.....  
 Rebs..... 3 vs. NC Central, 12/2/13  
 Off Rebs ..... 1, 2x, last vs. SC State, 12/22  
 Def Rebs..... 2 vs. NC Central, 12/2/13  
 Blks ..... 1, vs. Savannah State, 12/28  
 Stls.....  
 Assts .....  
 Min..... 11 vs. NC Central, 12/2/13

## Season Highs – SEC Games

Pts .....3 vs. Alabama, 1/19  
 FG ..... 1 vs. Alabama, 1/19  
 FGA..... 1, 2x, last vs. Ole Miss, 1/30  
 FT.....  
 FTA.....  
 Rebs.....  
 Off Rebs .....  
 Def Rebs.....  
 Blks .....  
 Stls.....  
 Assts .....  
 Min.....2, 3x last vs. Georgia, 2/27

## Career Stats at South Carolina

Year	GP	GS	Min	Avg	FG	FGA	Pct	3FG	FGA	Pct	FT	FTA	Pct	Off	Def	Tot	Avg	PF	FO	A	TO	Blk	Stl	Pts	Avg
2013-14	14	0	43	3.1	2	7	.286	2	4	.500	0	0	—	2	2	4	0.3	4	0	0	1	1	0	6	0.4





# OLIVIA GAINES

5-7 • Junior • Guard  
Chester, S.C. • Louisburg College (N.C.)

# #2

## Miscellaneous Stats

	Season	Career
Double-Double	0	0
10+ Points	0	0
10+ Rebounds	0	0
5+ Assists	1	1
Tm-High Pts.	0	0
Tm-High Assts.	1	1

- Has played in 27 games with one start (vs. Alabama), adding great spark to defensive effort
- Picked up a steal and converted the resulting layup after Georgia (Feb. 27) got within nine midway through the second half
- Provided great energy off bench at #15/15 Kentucky (Feb. 20), including three defensive rebounds during a key run late in the first half
- Scored an SEC-career high five points against Arkansas (Feb. 9), including a perfect 3-of-3 from the free throw line
- Drew her first career start against Alabama (Jan. 19), putting in balanced effort with four points, three assists and three rebounds
- Played huge role in second-half comeback at #25/21 Texas A&M (Jan. 16), providing great pressure on the point guard defensively and draining 3 at the end of the shot clock to cap a 16-2 run that helped cut the 17-point halftime deficit to one with 9:38 to play then hit a long jumper to stave off an Aggies' run three minutes later
- Continued strong play late in non-conference slate with career-high seven points against Savannah State (Dec. 28), including four points and aggressive defense during key 17-5 run late in first half
- Delivered best game of her season against SC State (Dec. 22) with six points, four rebounds and two assists
- Provided great spark defensively in second half against #14/13 North Carolina (Dec. 18), helping key a 14-3 run that brought team within two points after trailing by 12 at the half
- Was solid in 18 minutes against NC Central (Dec. 2), hitting a pair of field goals, pulling down five rebounds and handing out four assists with just one turnover
- Made a statement in her debut with four points, five assists, four rebounds and three steals in 17 minutes against Charleston Southern (Nov. 8)

## 2013-14 Game-by-Game

Opponent	Date	GS	MIN	FG-A	3FG-A	FTA	Reb	PF	A	TO	B	S	TP
Chas. Sthrn.	11/08	17	2-3	0-0	0-0	2-2-4	0	5	1	1	3	4	
LA Tech	11/10	9	1-2	0-0	0-1	3-1-4	1	3	1	1	0	2	
CofC	11/14	11	0-1	0-0	2-2	0-1-1	1	0	1	0	1	2	
Seton Hall	11/17	5	0-0	0-0	0-0	0-1-1	2	1	0	0	0	0	
at Clemson	11/20					— DNP (Coach's Decision)	—						
at San Diego State	11/23	5	0-0	0-0	1-2	1-0-1	0	1	0	0	0	1	1
at USC	11/25					— DNP (Coach's Decision)	—						
NC Central	12/02	18	2-3	0-1	0-0	1-4-5	1	4	1	0	1	4	
at Charlotte	12/08	4	0-0	0-0	0-0	0-1-1	1	0	0	0	0	0	
vs. N. Carolina	12/18	11	1-2	0-0	0-0	0-1-1	1	2	1	0	0	2	
Winthrop	12/20	13	0-1	0-0	2-2	0-1-1	3	1	0	0	0	2	
SC State	12/22	18	2-2	0-0	2-2	1-3-4	0	2	1	0	1	6	
Savannah St.	12/28	19	3-5	0-0	1-2	0-0-0	4	1	2	0	1	7	
at Arkansas*	01/02	12	0-1	0-0	1-2	0-1-1	0	1	0	0	1	1	
Vanderbilt*	01/05	14	0-0	0-0	2-2	0-1-1	1	2	1	0	1	2	
Kentucky*	01/09	2	1-1	0-0	0-0	0-0-0	1	0	0	0	0	2	
at Auburn*	01/12	5	0-0	0-0	1-2	0-0-0	2	0	0	0	0	1	
at Texas A&M*	01/16	9	2-2	1-1	0-0	0-2-2	1	0	0	0	1	5	
Alabama*	01/19	* 23	2-5	0-0	0-0	1-2-3	1	3	3	0	1	4	
at Vanderbilt*	01/26	15	1-3	0-0	0-0	1-0-1	0	0	0	0	0	2	
Ole Miss*	01/30	10	0-2	0-0	1-2	0-1-1	2	0	0	0	0	1	
Missouri*	02/02	2	0-0	0-0	0-0	0-0-0	0	0	0	0	0	0	
at Miss. State*	02/06	3	0-0	0-0	0-0	1-0-1	0	0	1	0	0	0	
Arkansas*	02/09	3	1-1	0-0	3-3	0-1-1	0	0	0	0	1	5	
at LSU*	02/16	2	0-0	0-0	0-0	0-0-0	1	1	0	0	0	0	
at Kentucky*	02/20	9	0-0	0-0	2-2	0-3-3	0	0	0	0	0	2	
Florida*	02/23	10	2-3	0-0	0-0	0-2-2	2	2	0	1	1	4	
Georgia*	02/27	12	1-4	0-0	0-0	0-0-0	1	0	0	0	1	2	
at Tennessee*	03/02	10	1-2	0-0	0-0	0-1-1	2	1	0	0	2	2	

## Career Highs – All Games

Pts ..... 7 vs. Savannah St., 12/28/13  
 FG ..... 3 vs. Savannah St., 12/28/13  
 FGA..... 5, 2x, last vs. Alabama, 1/19/14  
 3FG ..... 1 at Texas A&M, 1/16/14  
 3FGA.... 1, 2x, last at Texas A&M, 1/16/14  
 FT..... 3 vs. Arkansas, 2/9/14  
 FTA..... 3 vs. Arkansas, 2/9/14  
 Rebs..... 5 vs. NC Central, 12/2/13  
 Off Rebs..... 3 vs. La Tech, 11/10/13  
 Def Rebs.... 4 vs. NC Central, 12/2/13  
 Blks ..... 1, 3x, last vs. Florida, 2/23/14  
 Stls..... 3 vs. Chas. Southern, 11/8/13  
 Assts ..... 5 vs. Chas. Southern, 11/8/13  
 Min..... 23 vs. Alabama, 1/19/14

## Season Highs – All Games

Pts ..... 7 vs. Savannah St., 12/28  
 FG ..... 3 vs. Savannah St., 12/28  
 FGA..... 5, 2x, last vs. Alabama, 1/19  
 3FG ..... 1 at Texas A&M, 1/16  
 3FGA.... 1, 2x, last at Texas A&M, 1/16  
 FT..... 3 vs. Arkansas, 2/9  
 FTA..... 3 vs. Arkansas, 2/9  
 Rebs..... 5 vs. NC Central, 12/2  
 Off Rebs..... 3 vs. La Tech, 11/10  
 Def Rebs.... 4 vs. NC Central, 12/2  
 Blks ..... 1, 3x, last vs. Florida, 2/23  
 Stls..... 3 vs. Chas. Southern, 11/8  
 Assts ..... 5 vs. Chas. Southern, 11/8  
 Min..... 23 vs. Alabama, 1/19

## Career Highs – SEC Games

Pts ..... 5, 2x, last vs. Arkansas, 2/9/14  
 FG ..... 2, 3x, last vs. Florida, 2/23/14  
 FGA..... 5 vs. Alabama, 1/19/14  
 3FG ..... 1 at Texas A&M, 1/16/14  
 3FGA..... 1 at Texas A&M, 1/16/14  
 FT..... 3 vs. Arkansas, 2/9/14  
 FTA..... 3 vs. Arkansas, 2/9/14  
 Rebs..... 3 vs. Alabama, 1/19/14  
 Off Rebs .. 1, 3x, last at Miss. St., 2/6/14  
 Def Rebs..... 3 at Kentucky, 2/20/14  
 Blks ..... 1 vs. Florida, 2/23/14  
 Stls ..... 2 at Tennessee, 3/2/14  
 Assts ..... 3 vs. Alabama, 1/19/14  
 Min..... 23 vs. Alabama, 1/19/14

## Season Highs – SEC Games

Pts ..... 5, 2x, last vs. Arkansas, 2/9  
 FG ..... 2, 3x, last vs. Florida, 2/23  
 FGA..... 5 vs. Alabama, 1/19  
 3FG ..... 1 at Texas A&M, 1/16  
 3FGA..... 1 at Texas A&M, 1/16  
 FT..... 3 vs. Arkansas, 2/9  
 FTA..... 3 vs. Arkansas, 2/9  
 Rebs..... 3 vs. Alabama, 1/19  
 Off Rebs .. 1, 3x, last at Miss. St., 2/6  
 Def Rebs..... 3 at Kentucky, 2/20  
 Blks ..... 1 vs. Florida, 2/23  
 Stls ..... 2 at Tennessee, 3/2  
 Assts ..... 3 vs. Alabama, 1/19  
 Min..... 23 vs. Alabama, 1/19

## Career Stats at South Carolina

Year	GP	GS	Min	Avg	FG	FGA	Pct	3FG	FGA	Pct	FT	FTA	Pct	Off	Def	Tot	Avg	PF	FO	A	TO	Blk	Stl	Pts	Avg
2013-14	27	1	271	10.0	22	43	.512	1	2	.500	18	24	.750	11	29	40	1.5	28	0	30	13	3	17	63	2.3



# ELEM IBIAM

6-4 • Junior • Center  
Fayetteville, Ga. • Fayette County

# #33

## Miscellaneous Stats

	Season	Career
Double-Double	0	1
10+ Points	14	21
10+ Rebounds	1	3
5+ Blocks	5	7
Tm-High Pts.	3	5
Tm-High Rebs.	5	12

- Named SEC All-Defensive Team
- Has started all 29 games this season
- Is second in SEC and 24th in the nation with 2.6 blocks per game ... Has 14 games of three or more blocks
- Now holds school record for single-season blocks at 75 and is sixth in career blocks at 122
- Has led the team in scoring three times (Seton Hall, at Charlotte, Alabama)
- Has led the team in rebounding five times (Seton Hall, at Charlotte, SC State, at Vanderbilt, Georgia)
- Controlled the glass during 11-0 run in first half against Georgia (Feb. 27), pulling down seven of her nine and blocking three of her five shots in the opening period
- Scored six of her 16 points at #15/15 Kentucky in the first four minutes of the second half as Gamecocks stretched lead to 17
- Broke the Gamecock single-season record with five of her seven blocks at Mississippi State (Feb. 6) in the first half, making the most by a Gamecock in an SEC game ... two blocks in second half came with Bulldogs within four in final three minutes
- Became just ninth Gamecock all-time to reach 100 career blocks with her five against Ole Miss (Jan. 30)
- Dominated first half at Vanderbilt (Jan. 26) helping team to half-time lead while three other starters sat with two fouls, posting eight points and six rebounds in opening period
- Scored nine points in each half against Alabama (Jan. 19) to lead the team in scoring with 18 points in just 21 minutes
- Pulled down a career-high 12 rebounds at Texas A&M (Jan. 16)
- Tied the Gamecock record for blocks in an SEC game and for fourth in Colonial Life Arena history with six against #9/10 Kentucky (Jan. 9), including four in second half,
- Scored seven straight points during Gamecocks 10-minute run in first half against Vanderbilt (Jan. 5) that turned two-point deficit into 11-point halftime lead
- Was great on the glass in second half against Winthrop (Dec. 20), grabbing seven of her team-high nine in the second period to help hold off rally
- Anchored the paint against #14/13 North Carolina (Dec. 18), shooting 7-of-10 from the field and blocking four shots
- Matched her career high with 19 points at Charlotte (Dec. 8), dominating first half with 10 points and six (of her nine total) rebounds
- Scored seven of her 11 points and grabbed six of her eight rebounds against Louisiana Tech (Nov. 10) in the first 10 minutes of the second half
- Tied for fourth-best perfect shooting night in Colonial Life Arena history, going 7-of-7 from the field against Charleston Southern (Nov. 8)
- Matched her career high and third in Colonial Life Arena history with five blocks against Charleston Southern (Nov. 8)

## 2013-14 Game-by-Game

Opponent	Date	GS	MIN	FG-A	3FG-A	FTA	Reb	PF	A	TO	B	S	TP
Chas. Sthrn.	11/08	*	20	7-7	0-0	3-5	1-5	6	0	1	5	2	17
LA Tech	11/10	*	24	3-6	0-0	5-10	2-6	8	5	1	3	3	11
CofC	11/14	*	23	5-8	0-0	2-5	2-4	6	2	0	0	3	12
Seton Hall	11/17	*	29	5-10	0-0	8-9	1-7	8	2	0	2	3	18
at Clemson	11/20	*	25	5-6	0-0	0-0	3-3	6	2	1	0	1	10
at San Diego State	11/23	*	21	2-3	0-0	1-2	1-3	4	3	1	1	1	5
at USC	11/25	*	19	2-5	0-0	0-0	2-3	5	5	1	2	2	4
NC Central	12/02	*	20	0-1	0-0	2-2	0-3	2	2	0	1	1	2
at Charlotte	12/08	*	30	7-14	0-0	5-7	2-7	2	2	0	1	3	19
vs. N. Carolina	12/18	*	33	7-10	0-0	0-0	3-2	4	1	1	4	2	14
Winthrop	12/20	*	32	6-12	0-0	0-0	2-7	2	2	0	1	3	12
SC State	12/22	*	25	4-10	0-0	1-2	5-4	1	1	2	1	1	9
Savannah St.	12/28	*	18	1-7	0-0	3-4	3-6	3	0	0	1	1	5
at Arkansas*	01/02	*	15	1-4	0-0	2-2	1-3	4	4	0	1	1	4
Vanderbilt*	01/05	*	20	3-4	0-0	5-6	2-6	4	0	2	2	0	11
Kentucky*	01/09	*	16	4-8	0-0	1-1	0-4	4	0	1	6	0	9
at Auburn*	01/12	*	24	2-3	0-0	0-0	1-2	2	0	1	1	0	4
at Texas A&M*	01/16	*	34	2-6	0-0	0-2	2-10	12	2	2	3	4	0
Alabama*	01/19	*	21	7-11	0-0	4-4	2-5	7	3	1	0	2	18
at Vanderbilt*	01/26	*	32	4-8	0-0	2-2	1-8	4	0	3	1	0	10
Ole Miss*	01/30	*	18	6-7	0-0	2-2	2-6	5	0	2	5	0	14
Missouri*	02/02	*	24	3-4	0-0	4-6	2-4	3	0	2	3	0	10
at Miss. State*	02/06	*	23	2-4	0-0	1-1	2-3	3	0	1	7	0	5
Arkansas*	02/09	*	25	4-8	0-0	2-2	3-3	3	0	2	2	0	10
at LSU*	02/16	*	21	0-5	0-0	1-2	2-5	7	1	0	1	0	1
at Kentucky*	02/20	*	22	7-9	0-0	2-2	2-2	3	0	5	0	1	16
Florida*	02/23	*	25	3-6	0-0	2-4	2-2	4	0	2	3	0	8
Georgia*	02/27	*	27	2-6	0-0	2-6	2-7	9	3	0	3	5	6
at Tennessee*	03/02	*	22	4-10	0-0	0-1	1-3	4	3	0	1	1	8

## Career Highs – All Games

Pts ... 19, 2x, last at Charlotte, 12/8/13  
 FG ..... 8 vs. Alabama, 3/7/13  
 FGA ..... 14 at Charlotte, 12/8/13  
 FG % ..... 1.00 (7-7) vs. CSU, 11/8/13  
 FT ..... 8 vs. Seton Hall, 11/17/13  
 FTA ..... 10 vs. LA Tech, 11/10/13  
 Rebs ..... 12 at Texas A&M, 1/16/14  
 Off Rebs ..... 6 vs. Elon, 11/9/12  
 Def Rebs ..... 10 at Texas A&M, 1/16/14  
 Blks ..... 7 at Miss. State, 2/6/14  
 Assts ... 3 vs. South Dakota St., 3/23/13  
 Min ..... 34 at Texas A&M, 1/16/14

## Season Highs – All Games

Pts ..... 19 at Charlotte, 12/8  
 FG ..... 7, 5x, last at Kentucky, 2/20  
 FGA ..... 14 at Charlotte, 12/8  
 FG % ..... 1.00 (7-7) vs. CSU, 11/8  
 FT ..... 8 vs. Seton Hall, 11/17  
 FTA ..... 10 vs. LA Tech, 11/10  
 Rebs ..... 12 at Texas A&M, 1/16  
 Off Rebs ..... 5, vs. SC State, 12/22  
 Def Rebs ..... 10 at Texas A&M, 1/16  
 Blks ..... 7 at Miss. State, 2/6  
 Assts ..... 2 at Texas A&M, 1/16  
 Min ..... 34 at Texas A&M, 1/16

## Career Highs – SEC Games

Pts ..... 18 vs. Alabama, 1/19/14  
 FG ..... 7, 2x, last at Kentucky, 2/20/14  
 FGA ..... 11 vs. Alabama, 1/19/14  
 FG % ... .857 (6-7), 2x, last vs. Ole Miss, 1/30/14  
 FT ..... 5, 2x, last vs. Vanderbilt, 1/5/14  
 FTA ..... 8 vs. Mississippi State, 2/24/13  
 Rebs ..... 12 at Texas A&M, 1/16/14  
 Off Rebs ..... 4, 2x, last vs. Ky., 1/24/13  
 Def Rebs ..... 10 at Texas A&M, 1/16/14  
 Blks ..... 7 at Miss. State, 2/6/14  
 Assts ..... 2 at Texas A&M, 1/16/14  
 Min ..... 34 at Texas A&M, 1/16/14

## Season Highs – SEC Games

Pts ..... 18 vs. Alabama, 1/19  
 FG ..... 7, 2x, last at Kentucky, 2/20  
 FGA ..... 11 vs. Alabama, 1/19  
 FG % ... .857 (6-7), vs. Ole Miss, 1/30  
 FT ..... 5 vs. Vanderbilt, 1/5  
 FTA ..... 6, 2x, last vs. Missouri, 2/2  
 Rebs ..... 12 at Texas A&M, 1/16  
 Off Rebs ..... 3 vs. Arkansas, 2/9  
 Def Rebs ..... 10 at Texas A&M, 1/16  
 Blks ..... 7 at Miss. State, 2/6  
 Assts ..... 2 at Texas A&M, 1/16  
 Min ..... 34 at Texas A&M, 1/16

## Career Stats at South Carolina

Year	GP	GS	Min	Avg	FG	FGA	Pct	3FG	FGA	Pct	FT	FIA	Pct	Off	Def	Tot	Avg	PF	FO	A	TO	Blk	Stl	Pts	Avg
2011-12	25	0	197	7.9	26	59	.441	0	1	.000	22	35	.629	34	40	74	3.0	33	0	4	16	17	2	74	3.0
2012-13	30	0	472	15.7	64	131	.489	0	0	—	32	64	.500	52	83	135	4.5	48	1	8	20	30	11	160	5.3
2013-14	29	29	688	23.7	108	202	.535	0	0	—	60	89	.674	54	133	187	6.5	84	3	9	45	75	13	276	9.5
<b>Career Totals</b>	<b>84</b>	<b>29</b>	<b>1357</b>	<b>16.2</b>	<b>198</b>	<b>392</b>	<b>.505</b>	<b>0</b>	<b>1</b>	<b>.000</b>	<b>114</b>	<b>188</b>	<b>.606</b>	<b>140</b>	<b>256</b>	<b>396</b>	<b>4.7</b>	<b>165</b>	<b>4</b>	<b>21</b>	<b>81</b>	<b>122</b>	<b>26</b>	<b>510</b>	<b>6.1</b>



# TIFFANY MITCHELL

5-9 • Sophomore • Guard  
Charlotte, N.C. • Providence Day

# #25

## Miscellaneous Stats

	Season	Career
Double-Double	1	3
20+ Points	5	6
10+ Points	26	40
10+ Rebounds	1	6
5+ Assists	7	7
5+ Steals	4	5
Tm-High Pts.	12	19
Tm-High Rebs.	2	8
Tm-High Assts.	13	15

- Named SEC Player of the Year – just second sophomore to win award all-time – and All-Defensive Team
- Earned spots on the Naismith Trophy Midseason 30 and the Wade Trophy and Dawn Staley Award Watch Lists
- Ranks 10th in the SEC in scoring, 5th in steals (2.1), 10th in assists (3.6) ... In SEC play, only player to rank in points (9th, 15.9), rebounds (16th, 6.4), assists (11th, 3.4) and steals (7th, 1.8)
- Has led team in scoring 12 times (at USC, NCCU, Winthrop, Savannah St., at Ark., Ky., at Aub., at Vandy, Mizou, at LSU, Florida, Georgia)
- Has led the team in assists 13 times (at Clemson, at San Diego St., at USC, at Charlotte, Winthrop, SC State, at Texas A&M, Ala., at Vanderbilt, Ole Miss, Ark., at LSU, at Ky.)
- Shot program's third-best perfect game from free throw line (10-of-10) as part of her second-straight 20-point game to finish with career-high 25 against Georgia (Feb. 27)
- Recorded fourth 20-point game of season against Florida (Feb. 23), including five of team's final 11 points to slip away from Gators
- Posted all 12 of her points and all seven of her rebounds at #15/15 Kentucky (Feb. 20) in the second half, scoring five straight points after Wildcats got within 11 midway through
- Scored 11 of her 19 points at #19/17 LSU (Feb. 16) in second half, including six in final 4:00 to turn seven-point lead into 17-point edge ... added seven rebounds and seven assists
- Had six rebounds in the first half alone against Arkansas (Feb. 9) and tied for team-high honors with four assists.
- Turned in her first career 20-point SEC game against Missouri (Feb. 2), including eight free throws
- Matched career high with eight assists against Ole Miss (Jan. 30)
- Scored four straight points, including layup off her fourth steal of the game, with under minute to play to key win at #16/19 Vanderbilt (Jan. 26)
- Dished out eight assists against Alabama (Jan. 19), seven of which came in the first half as Gamecocks established significant halftime lead
- Scored five points in final 20 seconds at #25/21 Texas A&M (Jan. 16) to send game to overtime, during which she added four points in bid for victory
- Swiped career-high six steals at Auburn (Jan. 12) and scored six of her 18 points during an 8-0 run after Tigers cut lead to three with five minutes to play
- Sank 4-of-4 free throws in final two minutes to ice win over Vanderbilt (Jan. 5), finishing with 19 points
- Grabbed two defensive rebounds and hit 4-of-4 free throws in final 30 seconds to secure win at Arkansas (Jan. 2) en route to first double-double of the season
- Netted 12 of her 18 points against Savannah State (Dec. 28) at free throw line, scoring seven points during key 17-5 run late in first half
- Key element in holding off second-half charge from Winthrop (Dec. 20), scoring 12 points in second half en route to her total of 20, which included a career-high four 3s
- Scored 16 of her 18 points against #14/13 North Carolina (Dec. 18) in second half, highlighted by four during a 14-3 run that included a layup after stealing an in-bounds pass under the basket to bring team within two after trailing by 12 at half, and team's lone 3-pointer to pull within four with 4:23 to play
- Recorded 11 of her 15 points at Charlotte (Dec. 8) in the first half to keep Gamecocks just ahead of upset-minded 49ers
- Scored 12 of her 17 points at San Diego State in the second half, while handing out six of her career-high nine assists in the final 20 minutes as well

## 2013-14 Game-by-Game

Opponent	Date	GS	MIN	FG-A	3FG-A	FTA	Reb	PF	A	TO	B	S	TP
Chas. Sthrn.	11/08	*	21	6-10	0-0	0-0	1-0-1	0	1	0	0	5	12
LA Tech	11/10	*	27	4-9	1-4	1-3	0-4-4	1	3	2	0	1	10
CofC	11/14	*	26	3-7	2-3	3-7	3-5-8	1	1	2	0	0	11
Seton Hall	11/17	*	36	5-10	2-3	3-6	1-2-3	2	4	1	0	1	15
at Clemson	11/20	*	28	6-10	2-4	0-0	2-4-6	0	5	4	0	2	14
at San Diego State	11/23	*	26	6-10	1-2	4-5	1-2-3	2	9	1	0	3	17
at USC	11/25	*	34	6-9	0-1	10-13	3-3-6	3	4	6	0	5	22
NC Central	12/02	*	14	7-9	2-3	3-4	1-2-3	1	1	1	0	3	19
at Charlotte	12/08	*	36	4-9	0-2	7-7	1-2-3	0	4	3	0	3	15
vs. N. Carolina	12/18	*	34	4-13	1-2	9-10	2-3-5	3	1	3	0	2	18
Winthrop	12/20	*	34	7-9	4-5	2-5	0-1-1	3	7	6	0	1	20
SC State	12/22	*	31	2-8	1-3	0-0	4-5-9	0	4	1	0	1	5
Savannah St.	12/28	*	27	3-5	0-1	12-16	0-7-7	0	4	3	0	5	18
at Arkansas*	01/02	*	35	5-10	0-0	6-8	3-8-11	4	1	3	0	1	16
Vanderbilt*	01/05	*	36	6-9	2-2	5-6	0-4-4	4	4	1	1	3	19
Kentucky*	01/09	*	39	5-11	0-1	7-8	0-7-7	2	3	2	2	2	17
at Auburn*	01/12	*	35	6-13	1-2	5-5	0-2-2	3	1	7	0	6	18
at Texas A&M*	01/16	*	38	8-11	2-2	1-2	1-7-8	4	1	4	0	0	19
Alabama*	01/19	*	30	2-8	1-2	2-2	0-6-6	0	8	1	2	1	7
at Vanderbilt*	01/26	*	36	7-12	0-0	0-0	1-6-7	4	3	3	1	4	14
Ole Miss*	01/30	*	30	4-9	1-2	6-6	0-3-3	1	8	0	1	2	15
Missouri*	02/02	*	37	5-10	2-2	8-11	3-6-0	2	3	5	0	4	20
at Miss. State*	02/06	*	19	1-3	1-1	4-4	1-1-2	2	0	5	0	0	7
Arkansas*	02/09	*	29	5-9	1-2	4-4	1-7-8	3	4	0	1	0	15
at LSU*	02/16	*	35	5-7	3-3	6-6	1-6-7	2	7	4	0	0	19
at Kentucky*	02/20	*	27	3-9	1-2	5-5	2-5-7	3	5	2	0	0	12
Florida*	02/23	*	31	7-15	1-5	5-7	2-6-8	1	2	7	0	2	20
Georgia*	02/27	*	37	7-10	1-2	10-10	2-4-6	1	2	4	0	2	25
at Tennessee*	03/02	*	36	5-13	0-2	1-2	1-7-8	1	2	4	0	1	11

## Career Highs – All Games

**Pts** ..... 25 vs. Georgia, 2/27/14  
**FG** .... 8, 2x, last at Texas A&M, 1/16/14  
**3FG** ..... 4 vs. Winthrop, 12/20/13  
**FT** ..... 12 vs. Savannah St., 12/28/13  
**FTA** ..... 16 vs. Savannah St., 12/28/13  
**Rebs** ..... 11, 5x, last at Arkansas, 1/2/14  
**Off Rebs** ..... 6 at Florida, 1/20/13  
**Def Rebs** ..... 8, 3x, last at Arkansas, 1/2/14  
**Stls** ..... 6 at Auburn, 1/12/14  
**Assts** ..... 9 at San Diego State, 11/23/13  
**Min** ..... 39 vs. Kentucky, 1/9/14

## Season Highs – All Games

**Pts** ..... 25 vs. Georgia, 2/27  
**FG** ..... 8 at Texas A&M, 1/16  
**3FG** ..... 4 vs Winthrop, 12/20  
**FT** ..... 12 vs. Savannah St., 12/28  
**FTA** ..... 16 vs. Savannah St., 12/28  
**Rebs** ..... 11 at Arkansas, 1/2  
**Off Rebs** ..... 4 vs. SC State, 12/22  
**Def Rebs** ..... 8 at Arkansas, 1/2  
**Stls** ..... 6 at Auburn, 1/12  
**Assts** ..... 9 at San Diego State, 11/23  
**Min** ..... 39 vs. Kentucky, 1/9

## Career – SEC Games

**Pts** ..... 25 vs. Georgia, 2/27/14  
**FG** ..... 8 at Texas A&M, 1/16/14  
**3FG** ..... 3 at LSU, 2/16/14  
**FT** ..... 10 vs. Georgia, 2/27/14  
**FTA** ..... 11 vs. Missouri, 2/2/14  
**Rebs** ..... 11, 2x, last at Arkansas, 1/2/14  
**Off Rebs** ..... 6 at Florida, 1/20/13  
**Def Rebs** ..... 8 at Arkansas, 1/2/14  
**Stls** ..... 6 at Auburn, 1/12/14  
**Assts** .. 8, 2x, last vs. Ole Miss, 1/30/14  
**Min** ..... 39 vs. Kentucky, 1/9/14

## Season Highs – SEC Games

**Pts** ..... 25 vs. Georgia, 2/27  
**FG** ..... 8 at Texas A&M, 1/16  
**3FG** ..... 3 at LSU, 2/16  
**FT** ..... 10 vs. Georgia, 2/27  
**FTA** ..... 11 vs. Missouri, 2/2  
**Rebs** ..... 11 at Arkansas, 1/2  
**Off Rebs** ..... 3, 2x, last vs. Missouri, 2/2  
**Def Rebs** ..... 8 at Arkansas, 1/2  
**Stls** ..... 6 at Auburn, 1/12  
**Assts** ..... 8, 2x, last vs. Ole Miss, 1/30  
**Min** ..... 39 vs. Kentucky, 1/9

## Career Stats at South Carolina

Year	GP	GS	Min	Avg	FG	FGA	Pct	3FG	FGA	Pct	FT	FTA	Pct	Off	Def	Tot	Avg	PF	FO	A	TO	Blk	Stl	Pts	Avg
2012-13	33	30	927	28.1	107	282	.379	22	60	.367	68	111	.613	60	109	169	5.1	64	1	43	82	4	44	304	9.2
2013-14	29	29	904	31.2	144	277	.520	33	63	.524	129	162	.796	37	125	162	5.6	53	0	102	85	8	60	450	15.5
Career Totals	62	59	1831	29.5	251	559	.449	55	123	.447	197	273	.722	97	234	331	5.3	117	1	145	167	12	104	754	12.2



# WILKA MONTOUT

6-3 • Senior • Forward  
Cayenne, Fr. Guiana • NE Okla. A&M

# #12

## Miscellaneous Stats

	Season	Career
Double-Double	0	0
10+ Points	0	2
10+ Rebounds	0	0
5+ Blocks	0	0
Tm-High Pts.	0	0
Tm-High Rebs.	0	0

- Has played in 26 games, drawing first career start on Senior Day against Georgia
- Tied career high with two blocks against Georgia (Feb. 27)
- Grabbed offensive rebound and hit baseline jumper to keep Gamecocks in front late in first half at Vanderbilt (Jan. 26) despite three starters on bench with foul trouble
- Posted her career SEC high with six points in just nine minutes against Alabama (Jan. 19)
- Saw a season-high 23 minutes against NC Central (Dec. 2)
- Snagged a career-high eight rebounds against College of Charleston (Nov. 14)
- Opened season with seven points on 2-of-4 shooting, including a 3, and blocked two shots against Charleston Southern (Nov. 8)

## 2013-14 Game-by-Game

Opponent	Date	GS	MIN	FG-A	3FG-A	FTA	Reb	PF	A	TO	B	S	TP
Chas. Sthrn.	11/08	21	2-4	1-1	2-5	1-3-4	3	1	1	2	1	7	
LA Tech	11/10	11	0-0	0-0	0-0	3-0-3	0	0	0	0	0	0	
CofC	11/14	16	1-6	0-2	0-4	5-3-8	2	0	2	1	0	2	
Seton Hall	11/17	7	0-0	0-0	0-0	0-0-0	1	1	1	0	0	0	
at Clemson	11/20	13	0-6	0-0	1-2	2-2-4	0	0	1	0	0	1	
at San Diego State	11/23	17	1-2	0-1	0-0	0-2-2	3	0	1	0	0	2	
at USC	11/25	9	0-0	0-0	0-0	0-2-2	0	1	0	0	0	0	
NC Central	12/02	23	2-6	1-3	0-0	1-0-1	2	1	1	0	0	5	
at Charlotte	12/08	8	1-2	1-1	0-0	2-0-2	1	0	0	0	0	3	
vs. N. Carolina	12/18	2	0-1	0-1	0-0	0-1-1	0	0	0	0	0	0	
Winthrop	12/20	6	1-2	0-1	0-0	2-1-3	0	0	0	0	0	0	
SC State	12/22	10	1-5	0-0	0-2	3-2-5	0	0	1	1	0	2	
Savannah St.	12/28	17	0-0	0-0	0-2	0-0-0	2	0	0	0	0	0	
at Arkansas*	01/02					— DNP (Coach's Decision) —							
Vanderbilt*	01/05					— DNP (Coach's Decision) —							
Kentucky*	01/09					— DNP (Coach's Decision) —							
at Auburn*	01/12	4	0-0	0-0	0-0	0-1-1	1	1	0	0	0	0	
at Texas A&M*	01/16	4	0-0	0-0	1-2	1-0-1	2	0	1	0	0	1	
Alabama*	01/19	9	2-2	2-2	0-0	0-1-1	3	0	1	0	0	6	
at Vanderbilt*	01/26	4	1-1	0-0	2-2	1-0-1	0	0	0	0	0	4	
Ole Miss*	01/30	13	2-2	0-0	0-0	2-0-2	2	0	0	0	0	4	
Missouri*	02/02	5	0-1	0-1	0-0	0-0-0	0	0	0	0	0	0	
at Miss. State*	02/06	4	0-1	0-1	0-0	0-0-0	0	0	0	0	0	0	
Arkansas*	02/09	2	0-0	0-0	0-0	0-0-0	0	0	0	0	0	0	
at LSU*	02/16	7	1-1	0-0	0-0	0-2-2	0	0	0	0	0	2	
at Kentucky*	02/20	1	0-0	0-0	0-0	0-1-1	0	0	1	1	0	0	
Florida*	02/23	1	0-0	0-0	0-0	0-0-0	0	0	0	0	0	0	
Georgia*	02/27	15	0-3	0-1	0-0	0-2-2	1	0	1	2	0	0	
at Tennessee*	03/02	3	0-1	0-1	0-0	0-0-0	0	0	0	0	0	0	

## Career Highs – All Games

**Pts** ..... 12 vs. Louisiana Tech, 11/12/12  
**FG** ..... 4, 3x, last vs. Furman, 12/9/12  
**FGA**... 13 vs. Savannah State, 11/15/12  
**FG %**..... 1.00 (2-2), 2x, last vs. Ole Miss, 1/30/14  
**3FG**..... 2 vs. Alabama, 1/19/14  
**3FGA**... 3, 4x, last vs. NCCU, 12/2/13  
**3FG %**... 1.00 (2-2) vs. Alabama, 1/19/14  
**FT**..... 3 at LA Tech, 11/12/12  
**FTA**..... 5 vs. Chas. Southern, 11/8/13  
**FT %**.... 1.00 (2-2), 5x, last at Vanderbilt, 1/26/14  
**Rebs.**.. 8 vs. C. of Charleston, 11/14/13  
**Off Rebs** .. 5, 2x, last vs. CofC, 11/14/13  
**Def Rebs.**.. 3, 3x, last vs. CofC, 11/14/13  
**Blks**..... 2, 3x, last vs. Georgia, 2/27/14  
**Stls**.... 1, 4x, last vs. Chas. Sthrn., 11/8/13  
**Assts**..... 2, 2x, last vs. Vanderbilt, 1/10/13  
**Min**..... 24 vs. Savannah State, 11/15/12

## Season Highs – All Games

**Pts** ..... 7 vs. Charleston Southern, 11/8  
**FG** ..... 2, 4x, last vs. Ole Miss, 1/30  
**FGA**... 6, 3x, last vs. NC Central, 12/2  
**FG %**..... 1.00 (2-2), 2x, last vs. Ole Miss, 1/30  
**3FG** ..... 2 vs. Alabama, 1/19  
**3FGA**..... 3 vs. NC Central, 12/2  
**3FG %**... 1.00 (2-2) vs. Alabama, 1/19  
**FT**..... 2, 2x, last at Vanderbilt, 1/26  
**FTA**..... 5 vs. Chas. Southern, 11/8  
**FT %**..... 1.00 (2-2), at Vanderbilt, 1/26  
**Rebs.**..... 8 vs. C. of Charleston, 11/14  
**Off Rebs** ..... 5 vs. CofC, 11/14  
**Def Rebs.**..... 3, 2x, last vs. CofC, 11/14  
**Blks** ..... 2, 2x, last vs. Georgia, 2/27  
**Stls**..... 1 vs. Charleston Southern, 11/8  
**Assts** ..... 1, 5x, last at Auburn, 1/12  
**Min**..... 23 vs. NC Central, 12/2

## Career – SEC Games

**Pts** ..... 6 vs. Alabama, 1/19/14  
**FG** ..... 2, 3x, last vs. Ole Miss, 1/30/14  
**FGA**... 3, 5x, last vs. Georgia, 2/27/14  
**FG %** ..... 1.00 (2-2), 2x, last vs. Ole Miss, 1/30/14  
**3FG** ..... 2 vs. Alabama, 1/19/14  
**3FGA**... 3, 2x, last at Alabama, 2/7/13  
**3FG %**... 1.00 (2-2) vs. Alabama, 1/19/14  
**FT**..... 2, 2x, last at Vanderbilt, 1/26/14  
**FTA** .... 2, 3x, last at Vanderbilt, 1/26/14  
**FT %** .. 1.00 (2-2), 2x, last at Vandy, 1/26/14  
**Rebs.**..... 4 at Mississippi State, 1/6/13  
**Off Rebs.** .. 2, 2x, last vs. Ole Miss, 1/30/14  
**Def Rebs.**... 3 at Mississippi St., 1/6/13  
**Blks** ..... 2 vs. Georgia, 2/27/14  
**Stls**.....  
**Assts** ..... 2 vs. Vanderbilt, 1/10/13  
**Min**..... 15, 2x, last vs. Georgia, 2/27/14

## Season Highs – SEC Games

**Pts** ..... 6 vs. Alabama, 1/19  
**FG** ..... 2, 2x, last vs. Ole Miss, 1/30  
**FGA**..... 3 vs. Georgia, 2/27  
**FG %** ..... 1.00 (2-2), 2x, last vs. Ole Miss, 1/30  
**3FG** ..... 2 vs. Alabama, 1/19  
**3FGA**..... 2 vs. Alabama, 1/19  
**3FG %**.... 1.00 (2-2) vs. Alabama, 1/19  
**FT**..... 2 at Vanderbilt, 1/26  
**FTA**..... 2, 2x, last at Vanderbilt, 1/26  
**FT %** ..... 1.00 (2-2), at Vanderbilt, 1/26  
**Rebs.**..... 2, 3x, last vs. Georgia, 2/27  
**Off Rebs** ..... 2 vs. Ole Miss, 1/30  
**Def Rebs.**... 2, 2x, last vs. Georgia, 2/27  
**Blks** ..... 2 vs. Georgia, 2/27  
**Stls**.....  
**Assts** ..... 1 at Auburn, 1/12  
**Min**..... 15 vs. Georgia, 2/27

## Career Stats at South Carolina

Year	GP	GS	Min	Avg	FG	FGA	Pct	3FG	FGA	Pct	FT	FIA	Pct	Off	Def	Tot	Avg	PF	FO	A	TO	Blk	Stl	Pts	Avg
2012-13	29	0	293	10.1	26	94	.277	6	32	.188	13	19	.684	27	16	43	1.5	26	0	8	16	7	3	71	2.4
2013-14	26	1	241	9.3	15	46	.326	5	16	.313	6	19	.316	23	23	46	1.8	23	0	5	12	7	1	41	1.6
<b>Career Totals</b>	<b>55</b>	<b>1</b>	<b>534</b>	<b>9.7</b>	<b>41</b>	<b>140</b>	<b>.293</b>	<b>11</b>	<b>48</b>	<b>.229</b>	<b>19</b>	<b>38</b>	<b>.500</b>	<b>50</b>	<b>39</b>	<b>89</b>	<b>1.6</b>	<b>49</b>	<b>0</b>	<b>13</b>	<b>28</b>	<b>14</b>	<b>4</b>	<b>112</b>	<b>2.0</b>



# LeANNA MORRISON

5-5 • R-Sophomore • Guard  
Monck's Corner, S.C. • Charlotte

# #21

- Has played in 19 games
- Scored her first field goal in an SEC game with a jumper in the second half against Arkansas (Feb. 9)
- Recorded her first SEC point on a free throw against Ole Miss (Jan. 30)
- Got a season-high 12 minutes against NC Central (Dec. 2), hitting her first career field goal – a 3-pointer in the second half
- Scored her first career points in her fourth game in the Garnet and Black, adding a pair of free throws against Seton Hall (Nov. 17)

## Miscellaneous Stats

	Season	Career
Double-Double	0	0
10+ Points	0	0
10+ Rebounds	0	0
5+ Assists	0	0
Tm-High Pts.	0	0
Tm-High Assts.	0	0

## 2013-14 Game-by-Game

Opponent	Date	GS	MIN	FG-A	3FG-A	FTA	Reb	PF	A	TO	B	S	TP
Chas. Sthrn.	11/08	7	0-0	0-0	0-0	0-1-1	1	1	1	0	0	0	0
LA Tech	11/10	1	0-1	0-1	0-0	0-0-0	0	0	0	0	0	0	0
CofC	11/14	6	0-3	0-2	0-0	1-0-1	1	1	0	0	0	0	0
Seton Hall	11/17	2	0-0	0-0	2-2	0-0-0	0	0	0	0	0	1	2
at Clemson	11/20	2	0-0	0-0	0-0	0-0-0	0	0	0	0	0	0	0
at San Diego State	11/23	4	0-1	0-1	0-0	1-0-1	0	1	0	0	0	0	0
at USC	11/25	1	0-0	0-0	0-0	0-0-0	0	0	0	0	0	0	0
NC Central	12/02	12	1-3	1-2	0-0	2-0-2	0	0	0	0	0	0	3
at Charlotte	12/08	1	0-0	0-0	2-4	0-0-0	0	0	0	0	0	0	2
vs. N. Carolina	12/18	— DNP (Coach's Decision) —											
Winthrop	12/20	— DNP (Coach's Decision) —											
SC State	12/22	5	0-1	0-1	0-0	0-1-1	0	0	0	0	0	0	0
Savannah St.	12/28	8	0-0	0-0	1-2	0-2-2	2	0	1	0	0	0	1
at Arkansas*	01/02	— DNP (Coach's Decision) —											
Vanderbilt*	01/05	— DNP (Coach's Decision) —											
Kentucky*	01/09	— DNP (Coach's Decision) —											
at Auburn*	01/12	— DNP (Coach's Decision) —											
at Texas A&M*	01/16	— DNP (Coach's Decision) —											
Alabama*	01/19	2	0-0	0-0	0-0	0-0-0	0	0	0	0	0	0	0
at Vanderbilt*	01/26	— DNP (Coach's Decision) —											
Ole Miss*	01/30	3	0-1	0-1	1-2	0-0-0	3	0	0	0	0	0	1
Missouri*	02/02	1	0-0	0-0	0-0	0-0-0	0	0	0	0	0	0	0
at Miss. State*	02/06	— DNP (Coach's Decision) —											
Arkansas*	02/09	2	1-1	0-0	0-0	1-0-1	0	0	0	0	0	0	2
at LSU*	02/16	1	0-0	0-0	0-0	0-0-0	0	0	0	0	0	0	0
at Kentucky*	02/20	1	0-0	0-0	0-0	0-0-0	0	0	0	0	0	0	0
Florida*	02/23	1	0-0	0-0	0-0	0-0-0	0	0	0	0	0	0	0
Georgia*	02/27	1	0-0	0-0	0-0	0-0-0	0	0	0	0	0	0	0
at Tennessee*	03/02	— DNP (Coach's Decision) —											

## Career Highs – All Games

Pts ..... 3 vs. NC Central, 12/2/13  
 FG ..... 1, 2x, last vs. Arkansas, 2/9/14  
 FGA..... 3, 2x, last vs. NCCU, 12/2/13  
 FG%.. 1.00 (1-1) vs. Arkansas, 2/9/14  
 3FG ..... 1 vs. NC Central, 12/2/13  
 3FGA... 2, 2x, last vs. NCCU, 12/2/13  
 3FG%..... .500 (1-2) vs. NCCU, 12/2/13  
 FT..... 2, 2x, last at Charlotte, 12/8/13  
 FTA..... 4 at Charlotte, 12/8/13  
 FT%..1.00 (2-2) vs. Seton Hall, 11/17/13  
 Rebs.....2, 2x, last vs. Sav. St., 12/28/13  
 Off Rebs .... 2 vs. NC Central, 12/2/13  
 Def Rebs..... 2 vs. Savannah St., 12/28/13  
 Stls..... 1 vs. Seton Hall, 11/17/13  
 Assts.....1, 3x, last at San Diego St., 11/23/13  
 Min..... 12 vs. NC Central, 12/2/13

## Season Highs – All Games

Pts .....3 vs. NC Central, 12/2  
 FG .....1, 2x, last vs. Arkansas, 2/9  
 FGA.... 3, 2x, last vs. NC Central, 12/2  
 FG% ..... 1.00 (1-1) vs. Arkansas, 2/9  
 3FG .....1 vs. NC Central, 12/2  
 3FGA.. 2, 2x, last vs. NC Central, 12/2  
 3FG%... .500 (1-2) vs. NC Central, 12/2  
 FT.....2, 2x, last at Charlotte, 12/8  
 FTA.....4 at Charlotte, 12/8  
 FT%.....1.00 (2-2) vs. Seton Hall, 11/17  
 Rebs.....2, 2x, last vs. Sav. St., 12/28  
 Off Rebs .....2 vs. NC Central, 12/2  
 Def Rebs.....2 vs. Savannah St., 12/28  
 Stls.....1 vs. Seton Hall, 11/17  
 Assts..... 1, 3x, last at San Diego St., 11/23  
 Min.....12 vs. NC Central, 12/2

## Career – SEC Games

Pts ..... 2 vs. Arkansas, 2/9/14  
 FG ..... 1 vs. Arkansas, 2/9/14  
 FGA..... 1, 2x, last vs. Arkansas, 2/9/14  
 FG %.. 1.00 (1-1) vs. Arkansas, 2/9/14  
 3FG .....  
 3FGA..... 1 vs. Ole Miss, 1/30/14  
 3FG % .....  
 FT ..... 1 vs. Ole Miss, 1/30/14  
 FTA ..... 2 vs. Ole Miss, 1/30/14  
 FT % ..... .500 (1-2), vs. Ole Miss, 1/30/14  
 Rebs ..... 1 vs. Arkansas, 2/9/14  
 Off Rebs ..... 1 vs. Arkansas, 2/9/14  
 Def Rebs.....  
 Stls.....  
 Assts .....  
 Min.....3 vs. Ole Miss, 1/30/14

## Season Highs – SEC Games

Pts .....2 vs. Arkansas, 2/9  
 FG .....1 vs. Arkansas, 2/9  
 FGA..... 1, 2x, last vs. Arkansas, 2/9  
 FG % ..... 1.00 (1-1) vs. Arkansas, 2/9  
 3FG .....  
 3FGA..... 1 vs. Ole Miss, 1/30  
 3FG % .....  
 FT ..... 1 vs. Ole Miss, 1/30  
 FTA ..... 2 vs. Ole Miss, 1/30  
 FT % ..... .500 (1-2), vs. Ole Miss 1/30  
 Rebs .....1 vs. Arkansas, 2/9  
 Off Rebs .....1 vs. Arkansas, 2/9  
 Def Rebs.....  
 Stls.....  
 Assts .....  
 Min..... 3 vs. Ole Miss, 1/30

## Career Stats at South Carolina

Year	GP	GS	Min	Avg	FG	FGA	Pct	3FG	FGA	Pct	FT	FTA	Pct	Off	Def	Tot	Avg	PF	FO	A	TO	Blk	Stl	Pts	Avg
2013-14	19	0	61	3.2	2	11	.182	1	8	.125	6	10	.600	5	4	9	0.5	7	0	3	2	0	1	11	0.6



# TINA ROY

5-11 • R-Sophomore • Guard  
Kaplan, La. • Kaplan

# #23

## Miscellaneous Stats

	Season	Career
Double-Double	0	0
10+ Points	2	7
5+ Assists	2	2
5+ Steals	0	0
Tm-High Pts.	0	2
Tm-High Assts.	2	3

- Has played in 29 games with one start (at Charlotte)
- Scored six first-half points at #19/17 LSU (Feb. 16), including a 3 at end of 13-2 run to end the period
- Capped a 10-0 run with a 3-pointer in the first half against Arkansas (Feb. 9)
- Played fantastic all-around game to help Gamecocks to win at Mississippi State (Feb. 6) with career-high eight rebounds including one on defensive end after three Bulldog offensive boards with under four minutes left, then hit a 3 at end of the shot clock to turn tenuous four-point lead into manageable seven-point edge
- Tied her career SEC high with three assists against Alabama (Jan. 19)
- Hit a 3 from the left side to tie game at Auburn (Jan. 12) late in the first half after Gamecocks had trailed by 12 midway through period
- Posted best game of season against #9/10 Kentucky, scoring 11 points – all in her 12 minutes on the court in the first half – including nine during a 21-8 run that turned a one-point deficit at the 10-minute mark into a 10-point halftime lead
- Played a strong all-around game against Vanderbilt (Jan. 5), logging a career-high 31 minutes, including key moments in the second half to handle the Commodores pressure
- Drew her first career start at Charlotte (Dec. 8)
- Made solid contributions against NC Central (Dec. 2) with five assists and a career-high six rebounds
- Found her shooting stroke in two games on the West Coast, including 11 points at USC (Nov. 25) on 3-of-5 accuracy and a pair of 3s at San Diego State (Nov. 23)
- Opened the season with a career-high seven assists against Charleston Southern (Nov.)

## 2013-14 Game-by-Game

Opponent	Date	GS	MIN	FG-A	3FG-A	FTA	Reb	PF	A	TO	B	S	TP
Chas. Sthrn.	11/08	22	2-6	1-4	0-0	0-3-3	0	7	0	0	0	0	5
LA Tech	11/10	19	1-9	0-4	0-0	0-1-1	1	2	0	0	0	1	2
CofC	11/14	16	2-10	2-9	0-0	0-0-0	0	2	0	0	0	0	6
Seton Hall	11/17	12	1-1	1-1	2-2	0-2-2	0	1	1	0	0	0	5
at Clemson	11/20	15	1-4	0-3	1-1	2-1-3	1	0	2	0	0	0	3
at San Diego State	11/23	19	2-6	2-4	0-0	0-1-1	0	2	1	1	0	0	6
at USC	11/25	24	3-5	1-2	4-4	0-3-3	1	0	0	1	0	0	11
NC Central	12/02	25	1-7	0-4	0-0	1-5-6	0	5	0	0	0	0	2
at Charlotte	12/08	*	15	0-0	0-0	1-2	1-1-2	2	1	2	1	1	1
vs. N. Carolina	12/18	20	1-5	0-3	0-1	2-2-4	1	0	0	0	0	0	2
Winthrop	12/20	8	0-1	0-1	0-0	0-0-0	0	0	0	0	0	0	0
SC State	12/22	20	3-6	1-2	0-0	0-1-1	0	2	0	0	0	1	7
Savannah St.	12/28	19	1-5	0-1	0-0	0-2-2	1	2	1	0	1	0	2
at Arkansas*	01/02	6	0-2	0-1	0-0	0-2-2	1	0	0	1	0	0	0
Vanderbilt*	01/05	31	1-4	1-2	0-0	0-3-3	0	3	0	1	0	3	0
Kentucky*	01/09	24	5-10	1-3	0-3	0-2-2	0	3	1	0	0	0	11
at Auburn*	01/12	14	2-4	1-3	2-2	0-1-1	0	1	1	0	0	1	7
at Texas A&M*	01/16	10	0-4	0-2	1-2	0-1-1	0	0	0	0	0	0	1
Alabama*	01/19	20	3-9	0-3	0-0	0-2-2	0	3	0	1	0	0	6
at Vanderbilt*	01/26	10	0-1	0-1	0-0	0-1-1	1	1	2	0	0	0	0
Ole Miss*	01/30	15	1-2	1-2	0-0	0-1-1	0	2	2	0	0	0	3
Missouri*	02/02	10	0-3	0-1	0-0	1-0-1	1	0	1	0	0	0	0
at Miss. State*	02/06	26	2-4	1-3	0-0	1-7-8	2	4	0	2	0	0	5
Arkansas*	02/09	25	1-5	1-4	0-0	0-5-5	2	0	1	0	0	0	3
at LSU*	02/16	18	2-7	2-5	0-2	0-3-3	1	1	0	0	0	0	6
at Kentucky*	02/20	12	0-3	0-2	0-0	0-2-2	1	1	1	0	0	0	0
Florida*	02/23	10	0-1	0-1	0-0	0-0-0	1	1	1	0	0	0	0
Georgia*	02/27	4	0-0	0-0	3-4	0-0-0	0	0	1	0	0	0	3
at Tennessee*	03/02	6	1-3	0-2	0-0	0-0-0	0	0	0	0	0	0	2

## Career Highs – All Games

Pts ..... 15 vs. Presbyterian, 11/27/11  
 FG ..... 5, 3x, last, vs. Kentucky, 1/9/13  
 FGA.....12 vs. Georgia, 3/2/12  
 3FG ..... 5 vs. Presbyterian, 11/27/11  
 3FGA..... 9, 2x, last vs. CofC, 11/14/13  
 FT..... 3 vs. C. of Charleston, 11/23/11  
 FTA..... 4, 4x, last vs. Georgia, 2/27/14  
 Rebs..... 8 at Miss. State, 2/6/14  
 Off Rebs ..... 3 at LSU, 1/12/12  
 Def Rebs.....7 at Miss. State, 2/6  
 Stls..... 2 vs. Presbyterian, 11/27/11  
 Assts ..... 7 vs. Chas. Southern, 11/8/13  
 Minutes.....31 vs. Vanderbilt, 1/5/14

## Season Highs – All Games

Pts .....11, 2x, last vs. Kentucky, 1/9  
 FG .....5 vs. Kentucky, 1/9/13  
 FGA..... 10, 2x, last vs. Kentucky, 1/9  
 3FG.....2, 3x, last at LSU, 2/16  
 3FGA.....9, 2x, last vs. CofC, 11/14  
 FT.....4 at USC, 11/25  
 FTA..... 4, 3x, last vs. Georgia, 2/27  
 Rebs.....8 at Miss. State, 2/6  
 Off Rebs .....2 at Clemson, 11/20  
 Def Rebs.....7 at Miss. State, 2/6  
 Stls.....1, 5x, last at Auburn, 1/12  
 Assts ..... 7 vs. Chas. Southern, 11/8  
 Minutes..... 31 vs. Vanderbilt, 1/5

## Career – SEC Games

Pts .... 11, 2x, last vs. Kentucky, 1/9/14  
 FG ..... 5 vs. Kentucky, 1/9/14  
 FGA..... 10, vs. Kentucky, 1/9/14  
 3FG ..... 3 vs. Florida, 2/12/12  
 3FGA..... 7 at LSU, 1/12/12  
 FT.....3 vs. Georgia, 2/27/14  
 FTA.....4 vs. Georgia, 2/27/14  
 Rebs..... 8 at Miss. State, 2/6/14  
 Off Rebs ..... 3 at LSU, 1/12/12  
 Def Rebs .....7 at Miss. State, 2/6/14  
 Stls..... 1, 5x, last at Auburn, 1/12/14  
 Assts ..... 4 at Miss. State, 2/6/14  
 Min.....31 vs. Vanderbilt, 1/5/14

## Season Highs – SEC Games

Pts .....11 vs. Kentucky, 1/9  
 FG .....5 vs. Kentucky, 1/9  
 FGA.....10 vs. Kentucky, 1/9  
 3FG ..... 2 at LSU, 2/16  
 3FGA..... 5 at LSU, 2/16  
 FT.....3 vs. Georgia, 2/27  
 FTA..... 4 vs. Georgia, 2/27  
 Rebs..... 8 at Miss. State, 2/6  
 Off Rebs ..... 1, 2x, last at Miss. St., 2/6  
 Def Rebs.....7 at Miss. State, 2/6  
 Stls..... 1 at Auburn, 1/12  
 Assts .....4 at Miss. State, 2/6  
 Min..... 31 vs. Vanderbilt, 1/5

## Career Stats at South Carolina

Year	GP	GS	Min	Avg	FG	FGA	Pct	3FG	FGA	Pct	FT	FIA	Pct	Off	Def	Tot	Avg	PF	FO	A	TO	Blk	Stl	Pts	Avg	
2011-12	34	0	383	11.3	53	181	.293	32	127	.252	10	22	.455	20	29	49	1.4	20	0	10	15	1	9	148	4.4	
2012-13	— Did Not Play —																									
2013-14	29	1	475	16.4	36	127	.283	16	73	.219	14	23	.609	8	52	60	2.0	17	0	44	18	8	5	102	3.5	
<b>Career Totals</b>	<b>63</b>	<b>1</b>	<b>858</b>	<b>13.6</b>	<b>89</b>	<b>308</b>	<b>.289</b>	<b>48</b>	<b>200</b>	<b>.240</b>	<b>24</b>	<b>45</b>	<b>.533</b>	<b>28</b>	<b>81</b>	<b>109</b>	<b>1.7</b>	<b>37</b>	<b>0</b>	<b>54</b>	<b>33</b>	<b>9</b>	<b>14</b>	<b>250</b>	<b>4.0</b>	



# KHADIJAH SESSIONS

5-8 • Sophomore • Guard  
Myrtle Beach, S.C. • Myrtle Beach

# #5

## Miscellaneous Stats

	Season	Career
Double-Double	0	0
10+ Points	8	14
5+ Assists	5	5
5+ Steals	0	0
Tm-High Pts.	0	3
Tm-High Assts.	8	11

- Has played in 24 games, starting the first 10 games before missing five with an ankle injury ... Returned to starting lineup at Vanderbilt (Jan. 26)
- Ranks 12th in SEC in free throw percentage
- Has led team in assists eight times (LA Tech, CoFC, Seton Hall, NC Central, at Auburn, at Texas A&M, Missouri, at Tenn.)
- Was perfect 3-of-3 from outside the arc for season-high 18 points at #15/15 Kentucky (Feb. 20), including two 3s in second half to hold off Wildcats
- Scored four of her nine points at #19/17 LSU (Feb. 16) from the free throw line on a pair of 1-and-1 opportunities late in the second half to hold off Lady Tigers
- Scored in double figures for third-straight game at Mississippi State (Feb. 6), including pair of free throws in final minute to seal win
- Hit a pair of free throws on a 1-and-1 opportunity to seal win at #16/19 Vanderbilt (Jan. 26)
- Picked up steal after forcing a jump ball with Gamecocks down by three with 15 seconds left at #25/21 Texas A&M (Jan. 16) to set up Tiffany Mitchell's game-tying 3 with six seconds to play
- Logged 28 minutes at Auburn (Jan. 12), the most since returning from injury, hitting a clutch 3 after Tigers had tied game for fourth time with seven minutes to play then iced win with a pair of free throws in final minute
- Returned to the court against #9/10 Kentucky (Jan. 9) for first time since an ankle injury suffered against #14/13 North Carolina (Dec. 18), hitting 3 on her first touch to get the Gamecock offense on track
- Dished out a career-high six assists against NC Central (Dec. 2) in just 20 minutes of action
- Posted her first career five-assist game against LA Tech (Nov. 10)

## 2013-14 Game-by-Game

Opponent	Date	GS	MIN	FG-A	3FG-A	FTA	Reb	PF	A	TO	B	S	TP
Chas. Sthrn.	11/08	*	17	3-6	1-1	3-5	0-2-2	0	3	0	0	2	10
LA Tech	11/10	*	27	3-8	1-4	0-0	1-0-1	1	5	2	0	2	7
CoFC	11/14	*	17	0-4	0-2	2-2	0-1-1	2	4	1	0	0	2
Seton Hall	11/17	*	30	6-9	1-4	4-6	0-3-3	2	5	1	0	0	17
at Clemson	11/20	*	32	3-7	2-4	2-3	2-1-3	1	3	1	0	0	10
at San Diego State	11/23	*	30	4-9	2-5	2-3	0-0-0	1	5	1	0	4	12
at USC	11/25	*	37	2-7	1-2	2-4	0-1-1	2	3	4	0	2	7
NC Central	12/02	*	20	2-4	0-1	3-4	0-0-0	1	6	1	0	2	7
at Charlotte	12/08	*	29	2-8	0-2	2-2	1-1-2	3	3	1	0	0	6
vs. N. Carolina	12/18	*	27	1-8	0-3	2-4	0-2-2	1	1	2	0	2	4
Winthrop	12/20												
SC State	12/22												
Savannah St.	12/28												
at Arkansas*	01/02												
Vanderbilt*	01/05												
Kentucky*	01/09		15	1-3	1-2	0-2	0-1-1	1	0	1	0	0	3
at Auburn*	01/12		28	2-4	1-3	4-4	1-0-1	4	3	1	0	0	9
at Texas A&M*	01/16	*	21	0-4	0-0	2-2	0-0-0	2	3	2	0	1	2
Alabama*	01/19		17	1-1	1-1	0-0	0-0-0	1	3	2	0	0	3
at Vanderbilt*	01/26	*	26	2-3	0-0	2-2	1-2-3	4	0	3	0	0	6
Ole Miss*	01/30	*	23	3-5	1-2	4-5	0-2-2	2	3	1	1	1	11
Missouri*	02/02	*	34	3-7	0-3	7-12	0-2-2	3	6	2	0	4	13
at Miss. State*	02/06	*	26	4-5	1-2	5-7	0-2-2	2	3	3	0	0	14
Arkansas*	02/09	*	22	0-4	0-2	3-3	0-1-1	4	2	2	0	1	3
at LSU*	02/16	*	28	2-3	1-2	4-4	0-2-2	1	1	0	0	1	9
at Kentucky*	02/20	*	33	5-8	3-3	5-5	0-0-0	3	0	3	0	1	18
Florida*	02/23	*	19	1-7	0-2	1-3	1-1-2	1	2	2	0	0	3
Georgia*	02/27	*	31	1-4	0-1	3-4	0-1-1	3	2	2	0	2	5
at Tennessee*	03/02	*	30	1-5	0-1	1-2	0-1-1	3	3	0	0	0	30

## Career Highs – All Games

Pts ..... 19 vs. Auburn, 2/3/13  
 FG... 6, 2x, last, vs. Seton Hall, 11/17/13  
 FGA..... 15 at Missouri, 2/28/13  
 FG %... 1.00(1-1) vs. Alabama, 1/19/14  
 3FG .... 3, 2x, last at Kentucky, 2/20/14  
 3FGA... 6, 2x, last at Missouri, 2/28/13  
 3FG % 1.00(3-3) at Kentucky, 2/20/14  
 FT..... 8 vs. Auburn, 2/3/13  
 FTA..... 12 vs. Missouri, 2/2/14  
 FT % .... 1.00 (5-5), at Kentucky, 2/20/13  
 Rebs..... 5 at Florida, 1/20/13  
 Off Rebs ..... 3 at Missouri, 2/28/13  
 Def Rebs..... 3, 2x, last vs. Seton Hall, 11/17/13  
 Stls ..... 4, 3x, last vs. Missouri, 2/2/14  
 Assts ..... 6, 2x, last vs. Missouri, 2/2/14  
 Min..... 37 at USC, 11/25/13

## Season Highs – All Games

Pts ..... 18 at Kentucky, 2/20/13  
 FG ..... 6, 2x, last, vs. Seton Hall, 11/17/13  
 FGA... 9, 2x, last at San Diego St., 11/23/13  
 FG %..... 1.00(1-1) vs. Alabama, 1/19/14  
 3FG ..... 3 at Kentucky, 2/20/13  
 3FGA..... 5 at San Diego St., 11/23/13  
 3FG % .... 1.00(3-3) at Kentucky, 2/20/13  
 FT ..... 7 vs. Missouri, 2/2/14  
 FTA..... 12 vs. Missouri, 2/2/14  
 FT % .... 1.00 (5-5), at Kentucky, 2/20/13  
 Rebs..... 3, 3x, last at Vanderbilt, 1/26/13  
 Off Rebs ..... 2 at Clemson, 11/20/13  
 Def Rebs..... 3, 2x, last vs. Seton Hall, 11/17/13  
 Stls ..... 4, 2x, last vs. Missouri, 2/2/14  
 Assts ..... 6, 2x, last vs. Missouri, 2/2/14  
 Min..... 37 at USC, 11/25/13

## Career – SEC Games

Pts ..... 19 vs. Auburn, 2/3/13  
 FG ..... 6 at Missouri, 2/28/13  
 FGA ..... 15 at Missouri, 2/28/13  
 FG % . . 1.00 (1-1) vs. Alabama, 1/19/14  
 3FG .... 3, 2x, last at Kentucky, 2/20/14  
 3FGA.... 6, 2x, last at Missouri, 2/28/13  
 3FG % 1.00(3-3) at Kentucky, 2/20/14  
 FT..... 8 vs. Auburn, 2/3/13  
 FTA..... 12 vs. Missouri, 2/2/14  
 FT % .... 1.00 (5-5), at Kentucky, 2/20/13  
 Rebs..... 5 at Florida, 1/20/13  
 Off Rebs ..... 3 at Missouri, 2/28/13  
 Def Rebs ..... 3 at Florida, 1/20/13  
 Stls ..... 4, 2x, last vs. Missouri, 2/2/14  
 Assts ..... 6 vs. Missouri, 2/2/14  
 Min..... 35 at Missouri, 2/28/13

## Season Highs – SEC Games

Pts ..... 18 at Kentucky, 2/20/13  
 FG ..... 5 at Kentucky, 2/20/13  
 FGA ..... 8 at Kentucky, 2/20/13  
 FG % ..... 1.00 (1-1) vs. Alabama, 1/19/14  
 3FG ..... 3 at Kentucky, 2/20/13  
 3FGA..... 3, 3x, last at Kentucky, 2/20/13  
 3FG % .... 1.00(3-3) at Kentucky, 2/20/13  
 FT ..... 7 vs. Missouri, 2/2/14  
 FTA..... 12 vs. Missouri, 2/2/14  
 FT % .... 1.00 (5-5), at Kentucky, 2/20/13  
 Rebs..... 3 at Vanderbilt, 1/26/13  
 Off Rebs ..... 1, 3x, last vs. Florida, 2/23/13  
 Def Rebs ..... 2, 5x, last at LSU, 2/16/13  
 Stls ..... 4 vs. Missouri, 2/2/14  
 Assts ..... 6 vs. Missouri, 2/2/14  
 Min..... 34 vs. Missouri, 2/2/14

## Career Stats at South Carolina

Year	GP	GS	Min	Avg	FG	FGA	Pct	3FG	FGA	Pct	FT	FIA	Pct	Off	Def	Tot	Avg	PF	FO	A	TO	Blk	Stl	Pts	Avg
2012-13	33	3	570	17.3	53	151	.351	13	54	.241	72	109	.661	22	24	46	1.4	43	0	36	49	3	21	191	5.8
2013-14	24	21	619	25.8	52	133	.391	17	52	.327	63	88	.716	7	26	33	1.4	48	0	69	38	1	25	184	7.7
<b>Career Totals</b>	<b>57</b>	<b>24</b>	<b>1189</b>	<b>20.9</b>	<b>105</b>	<b>284</b>	<b>.370</b>	<b>30</b>	<b>106</b>	<b>.283</b>	<b>135</b>	<b>197</b>	<b>.685</b>	<b>29</b>	<b>50</b>	<b>79</b>	<b>1.4</b>	<b>91</b>	<b>0</b>	<b>105</b>	<b>87</b>	<b>4</b>	<b>46</b>	<b>375</b>	<b>6.6</b>



# ALEIGHSA WELCH

**6-0 • Junior • Forward**  
**Goose Creek, S.C. • Goose Creek**

# #24

### Miscellaneous Stats

	Season	Career
Double-Double	8	18
20+ Points	3	4
10+ Points	23	54
10+ Rebounds	8	21
Tm-High Pts.	9	24
Tm-High Rebs.	11	37
Tm-High Assts.	5	9

- Named All-SEC First Team, CoSIDA Academic All-District, Naismith Trophy Early Season Watch List
- Became 29th Gamecock to reach 1,000 career points, only 12 of whom also have more than 650 rebounds
- Has shot at least 50.0 percent from field in all but six games this season (four of which were at least 40.0 percent)
- Is second in SEC and 15th in nation in field goal percentage ... In SEC, ranks 15th in ppg, 9th in rpg, 8th in blocks (1.4) and 4th in offensive rebounds (3.1 Or/gm)
- Has led the team in scoring nine times (LA Tech, at Clemson, vs. UNC, at Texas A&M, at Miss. St., Arkansas, at LSU, at UK, at Tenn.)
- Has led the team in rebounding 11 times (Charleston Southern, LA Tech, CofC, Seton Hall, at Clemson, vs. UNC, at Texas A&M, Alabama, at Miss. St., at UK, at Tenn.)
- Recorded seven of team's first 13 points at #10/9 Tennessee (Mar. 2) en route to team-best 16 to go with nine rebounds, including six in the second half
- Scored four of her 12 points against Florid (Feb. 23) in a 90-second stretch after Gators cut lead to seven with four minutes left in game
- Posted SEC career high with 21 points at #15/15 Kentucky (Feb. 20), including six of team's first nine to set tone early ... tied career high with five blocks
- Hit two field goals and a pair of free throws in the second half at #19/17 LSU (Feb. 16) to turn away the Lady Tigers three times when they came within striking distance
- Blocked a career-high five shots against Arkansas (Feb. 9) while also leading the offense with 16 points
- Powered team to win at Mississippi State (Feb. 6) with seventh double-double of season, while other primary offensive producers struggled
- Scored eight of her 11 points against Ole Miss (Jan. 30) in first half to help establish 19-point halftime lead
- Posted second-straight double-double with 12 points and 10 rebounds against Alabama (Jan. 19)
- Tied career high in an SEC game with 20 points at #25/21 Texas A&M (Jan. 16), including six of team's first 10 2nd-half points to launch rally from 17-point halftime deficit
- Posted fourth double-double of the season against #9/10 Kentucky (Jan. 9), adding 11 points and 10 rebounds in the second half alone to hold off Wildcats' surge
- Hit 5-of-6 from free throw line, grabbed a defensive rebound and blocked a shot in final five minutes of game to hold off Vanderbilt (Jan. 5)
- Tied career high with four blocks at Arkansas (Jan. 2) and hit a tough shot in traffic to end seven-minute scoring drought in second half that let Razorbacks cut deficit in half
- Handed out career high five assists against Savannah State (Dec. 28), still scoring in double figures
- Scored nine of her 14 points against Winthrop (Dec. 20) in the second half to hold off Winthrop rally
- Netted career-high 23 points against #14/13 North Carolina (Dec. 18) while battling for five offensive rebounds
- Scored all 18 of her points at Charlotte (Dec. 8) in the second half, driving team to road win after sitting all but the first six minutes of the first half due to foul trouble
- Hit 4-of-5 from the field for 10 points in the second half at Southern Cal (Nov. 25) to help team pull away from six-point halftime lead
- Grabbed career-high 17 rebounds against College of Charleston (Nov. 14), sixth-most in Colonial Life Arena history, including 12 in the first half

### 2013-14 Game-by-Game

Opponent	Date	GS	MIN	FG-A	3FG-A	FTA	Reb	PF	A	TO	B	S	TP
Chas. Sthrn.	11/08	*	19	5-8	0-0	5-6	3-5-8	1	0	2	0	1	15
LA Tech	11/10		31	6-8	0-0	2-5	6-4-10	2	3	0	0	0	14
CofC	11/14	*	23	3-5	0-0	6-11	7-10-17	2	2	1	1	2	12
Seton Hall	11/17	*	28	3-4	0-0	9-13	2-6-8	2	4	1	2	1	15
at Clemson	11/20	*	29	7-10	0-0	3-3	4-6-10	2	4	1	3	1	17
at San Diego State	11/23	*	25	4-4	0-0	0-2	1-3-4	3	2	1	1	1	8
at USC	11/25	*	34	6-11	0-0	2-2	2-4-6	2	1	2	0	0	14
NC Central	12/02	*	17	6-6	0-0	1-2	0-4-4	0	1	0	1	0	13
at Charlotte	12/08	*	25	7-9	0-0	4-6	2-4-6	2	0	2	0	3	18
vs. N. Carolina	12/18	*	36	8-13	0-0	7-12	5-1-6	3	0	4	1	1	23
Winthrop	12/20	*	34	4-7	0-0	6-11	4-4-8	0	2	1	1	2	14
SC State	12/22	*	25	4-5	0-0	0-1	4-1-5	0	3	2	0	1	8
Savannah St.	12/28	*	23	5-9	0-0	4-6	1-2-3	0	5	0	0	1	14
at Arkansas*	01/02	*	36	5-11	0-0	1-3	2-5-7	2	2	2	4	1	11
Vanderbilt*	01/05	*	24	2-4	0-0	5-6	1-2-3	4	3	1	1	0	9
Kentucky*	01/09	*	37	5-10	0-0	6-9	6-8-14	2	3	5	1	0	16
at Auburn*	01/12	*	31	3-7	0-0	4-8	3-2-5	3	3	2	1	2	10
at Texas A&M*	01/16	*	43	8-19	1-1	3-7	8-8-16	1	2	2	2	1	20
Alabama*	01/19	*	29	5-7	0-0	2-3	3-7-10	1	1	5	0	0	12
at Vanderbilt*	01/26	*	30	5-9	0-0	0-0	3-3-6	2	3	8	2	0	10
Ole Miss*	01/30	*	25	4-5	0-0	3-4	3-1-4	2	2	1	0	2	11
Missouri*	02/02	*	26	5-9	0-0	1-4	2-3-5	4	0	0	1	0	11
at Miss. State*	02/06	*	38	5-16	0-0	8-9	6-5-11	1	4	0	2	1	18
Arkansas*	02/09	*	36	5-9	0-0	6-9	3-4-7	1	1	3	5	2	16
at LSU*	02/16	*	37	7-11	0-0	5-6	2-4-6	2	1	1	2	1	19
at Kentucky*	02/20	*	39	10-16	0-0	1-4	3-7-10	1	2	0	5	0	21
Florida*	02/23	*	36	4-7	0-0	4-6	1-4-5	0	1	3	1	1	12
Georgia*	02/27	*	31	2-5	0-0	2-2	0-5-5	4	3	3	3	0	6
at Tennessee*	03/02	*	35	7-19	0-0	2-5	3-6-9	2	1	1	1	1	16

### Career Highs – All Games

Pts	..... 23 vs. N. Carolina 12/18/13
FG	..... 10 at Kentucky, 2/20/14
FGA	..... 19, 2x last at Tenn., 3/2/14
FT	..... 10 at Xavier, 11/30/11
FTA	..... 15 at Xavier, 11/30/11
Rebs	..... 17 vs. C. of Charleston, 11/14/13
Off Rebs	..... 8, 6x, last at TAMU, 1/16/14
Def Rebs	..... 10 vs. CofC, 11/14/13
Blks	..... 5, 2x, last at Kentucky, 2/20/14
Stls	..... 3, 4x, last at Charlotte, 12/8/13
Assts	..... 5 vs. Savannah St., 12/28/13
Min	..... 43 at Texas A&M, 1/16/14

### Season Highs – All Games

Pts	..... 23 vs. N. Carolina, 12/18
FG	..... 10 at Kentucky, 2/20
FGA	..... 19, 2x last at Tenn., 3/2
FT	..... 9 vs. Seton Hall, 11/17
FTA	..... 13 vs. Seton Hall, 11/17
Rebs	..... 17 vs. C. of Charleston, 11/14
Off Rebs	..... 8 at Texas A&M, 1/16
Def Rebs	..... 10 vs. CofC, 11/14
Blks	..... 5, 2x, last at Kentucky, 2/20
Stls	..... 3 at Charlotte, 12/8
Assts	..... 5 vs. Savannah St., 12/28
Min	..... 43 at Texas A&M, 1/16

### Career – SEC Games

Pts	..... 21 at Kentucky, 2/20/14
FG	..... 10 at Kentucky, 2/20/14
FGA	..... 19, 2x last at Tenn., 3/2/14
FT	..... 8, 2x, last at Miss. St., 2/6/14
FTA	..... 12 vs. Mississippi State, 2/24/13
Rebs	..... 16 at Texas A&M, 1/16/14
Off Rebs	..... 8, 2x, last at TAMU, 1/16/14
Def Rebs	..... 8, 3x, last at TAMU, 1/16/14
Blks	..... 5, 2x, last at Kentucky, 2/20/14
Stls	..... 3 vs. Florida, 3/3/13
Assts	..... 4, 2x, last at Miss. St., 2/6/14
Min	..... 43 at Texas A&M, 1/16/14

### Season Highs – SEC Games

Pts	..... 21 at Kentucky, 2/20
FG	..... 10 at Kentucky, 2/20
FGA	..... 19, 2x last at Tenn., 3/2
FT	..... 8 at Miss. State, 2/6
FTA	..... 9, 3x, last vs. Arkansas., 2/9
Rebs	..... 16 at Texas A&M, 1/16
Off Rebs	..... 8 at Texas A&M, 1/16
Def Rebs	..... 8, 2x, last at TAMU, 1/16
Blks	..... 5, 2x, last at Kentucky, 2/20
Stls	..... 2, 3x, last vs. Arkansas, 2/9
Assts	..... 4 at Miss. St., 2/6
Min	..... 43 at Texas A&M, 1/16

### Career Stats at South Carolina

Year	GP	GS	Min	Avg	FG	FGA	Pct	3FG	FGA	Pct	FT	FIA	Pct	Off	Def	Tot	Avg	PF	FO	A	TO	Blk	Stl	Pts	Avg
2011-12	33	2	694	21.0	98	167	.587	0	1	.000	56	98	.571	104	96	200	6.1	41	0	18	40	22	19	252	7.6
2012-13	33	33	981	29.7	134	224	.598	1	1	1.000	126	178	.708	131	124	255	7.7	56	0	34	53	23	26	395	12.0
2013-14	29	28	882	30.4	150	263	.570	1	1	1.000	102	165	.618	90	128	218	7.5	51	0	59	54	41	26	403	13.9
<b>Career Totals</b>	<b>95</b>	<b>63</b>	<b>2557</b>	<b>26.9</b>	<b>382</b>	<b>654</b>	<b>.584</b>	<b>2</b>	<b>3</b>	<b>.667</b>	<b>284</b>	<b>441</b>	<b>.644</b>	<b>325</b>	<b>348</b>	<b>673</b>	<b>7.1</b>	<b>148</b>	<b>0</b>	<b>111</b>	<b>147</b>	<b>86</b>	<b>71</b>	<b>1050</b>	<b>11.1</b>





Official Basketball Box Score -- Game Totals -- Final Statistics  
**#13/12 South Carolina vs Arkansas**  
 01/02/14 7 p.m. at Fayetteville, Ark. (Bud Walton Arena)



**#13/12 South Carolina 55 • 13-1, 1-0 SEC**

#	Player	Total			3-Ptr			Rebounds			PF	TP	A	TO	Blk	Stl	Min
		FG	FGA	FT	FTA	FG	FGA	FT	FTA	Off							
24	WELCH, Aleighsa	f	5-11	0-0	1-3	2	5	7	2	11	2	2	4	1	36		
31	DOZIER, Asia	f	4-12	1-3	0-0	0	2	2	2	9	5	7	0	1	40-		
33	IBIAM, Elem	c	1-4	0-0	2-2	1	3	4	4	4	0	1	1	0	15		
15	DAVIS, Tiffany	g	1-4	0-1	1-2	0	6	6	3	3	1	6	0	0	30		
25	MITCHELL, Tiffany	g	5-10	0-0	6-8	3	8	11	4	16	1	3	0	1	35		
02	GAINES, Olivia	g	0-1	0-0	1-2	0	1	1	0	1	0	0	0	1	12		
23	ROY, Tina	g	0-2	0-1	0-0	0	2	2	1	0	0	0	1	0	6		
41	COATES, Alaina	g	5-8	0-0	1-2	2	10	12	3	11	0	2	5	0	26		
	Team					2	1	3									
	<b>Totals</b>		<b>21-52</b>	<b>1-5</b>	<b>12-19</b>	<b>10</b>	<b>38</b>	<b>48</b>	<b>19</b>	<b>55</b>	<b>10</b>	<b>21</b>	<b>11</b>	<b>4</b>	<b>200</b>		

FG % 1st Half: 13-30 43.3% 2nd half: 8-22 36.4% Game: 21-52 40.4%  
 3FG % 1st Half: 0-3 0.0% 2nd half: 1-2 50.0% Game: 1-5 20.0%  
 FT % 1st Half: 2-2 100.0 2nd half: 10-17 58.8% Game: 12-19 63.2%

**Arkansas 51 • 13-1, 0-1 SEC**

#	Player	Total			3-Ptr			Rebounds			PF	TP	A	TO	Blk	Stl	Min
		FG	FGA	FT	FTA	FG	FGA	FT	FTA	Off							
00	JACKSON, Jessica	f	4-18	3-9	3-4	0	5	5	3	14	1	2	4	1	34		
01	PEAK, Keira	f	7-14	0-1	0-1	1	2	3	4	14	0	1	0	3	28		
42	BOWEN, Jhasmin	f	2-9	0-0	3-4	5	7	12	4	7	1	2	0	1	31		
03	ADAMS, McKenzie	g	2-10	1-3	0-0	0	2	2	1	5	0	1	1	0	27		
11	BERNA, Calli	g	1-7	0-4	0-1	0	1	1	2	2	6	1	0	3	40		
15	BROOKS, Kelsey	g	2-9	1-2	4-4	3	3	6	3	9	0	0	0	3	26		
25	BAILEY, Joey	g	0-0	0-0	0-0	0	0	0	1	0	0	1	0	0	5		
33	WOLFF, Melissa	g	0-2	0-0	0-0	2	2	4	2	0	0	1	1	0	9		
	Team					5	0	5									
	<b>Totals</b>		<b>18-69</b>	<b>5-19</b>	<b>10-14</b>	<b>16</b>	<b>22</b>	<b>38</b>	<b>20</b>	<b>51</b>	<b>8</b>	<b>10</b>	<b>6</b>	<b>11</b>	<b>200</b>		

FG % 1st Half: 6-31 19.4% 2nd half: 12-38 31.6% Game: 18-69 26.1%  
 3FG % 1st Half: 1-8 12.5% 2nd half: 4-11 36.4% Game: 5-19 26.3%  
 FT % 1st Half: 3-4 75.0% 2nd half: 7-10 70.0% Game: 10-14 71.4%

Officials: Beverly Roberts, Brian Garland, Kevin Pethel  
 Technical fouls: #13/12 South Carolina-None. Arkansas-None.  
 Attendance: 2215  
 Estimated Actual Attendance: 2,003

Score by periods	1st	2nd	Total
#13/12 South Carolina	28	27	55
Arkansas	16	35	51

Last FG - SC 2nd-04:38, AR 2nd-00:01.  
 Largest lead - SC by 16 2nd-13:25, AR None.

Score tied - 1 time.  
 Lead changed - 0 times.

Points	In	Off	2nd	Fast	Bench
	Paint	T/O	Chance	Break	
SC	30	10	10	4	12
AR	18	27	14	4	9



Official Basketball Box Score -- Game Totals -- Final Statistics  
**Vanderbilt vs #13/12 South Carolina**  
 01/05/14 1 p.m. at Columbia, S.C./Colonial Life Arena



**Vanderbilt 66 • 12-3 (1-1 SEC)**

#	Player	Total			3-Ptr			Rebounds			PF	TP	A	TO	Blk	Stl	Min
		FG	FGA	FT	FTA	FG	FGA	FT	FTA	Off							
03	Heather Bowe	f	2-5	0-0	0-0	0	1	1	2	4	0	1	0	0	11		
05	Kady Schrantz	g	0-2	0-0	0-0	0	0	0	0	0	0	0	0	0	15		
10	Christina Foggie	g	5-16	1-4	5-6	1	4	5	3	16	5	1	1	0	40		
11	Jasmine Lister	g	3-12	2-4	5-5	1	4	5	1	13	3	1	1	3	40		
25	Morgan Batey	g	2-3	0-0	0-0	3	0	3	2	4	1	2	1	0	16		
15	Jasmine Jenkins	g	4-10	2-3	2-2	1	1	2	5	12	4	2	0	0	24		
22	Marques Webb	g	1-3	0-0	2-2	1	2	3	5	4	1	0	0	1	10		
23	Kylee Smith	g	5-6	1-1	0-0	1	2	3	2	11	0	4	0	1	29		
44	Rayte'a Long	g	1-4	0-0	0-0	2	3	5	3	2	0	1	0	0	15		
	Team					2	0	2									
	<b>Totals</b>		<b>23-61</b>	<b>6-12</b>	<b>14-15</b>	<b>12</b>	<b>17</b>	<b>29</b>	<b>23</b>	<b>66</b>	<b>14</b>	<b>13</b>	<b>3</b>	<b>4</b>	<b>200</b>		

FG % 1st Half: 11-30 36.7% 2nd half: 12-31 38.7% Game: 23-61 37.7%  
 3FG % 1st Half: 4-8 50.0% 2nd half: 2-4 50.0% Game: 6-12 50.0%  
 FT % 1st Half: 4-4 100.0 2nd half: 10-11 90.9% Game: 14-15 93.3%

**#13/12 South Carolina 76 • 14-1 (2-0 SEC)**

#	Player	Total			3-Ptr			Rebounds			PF	TP	A	TO	Blk	Stl	Min
		FG	FGA	FT	FTA	FG	FGA	FT	FTA	Off							
24	WELCH, Aleighsa	f	2-4	0-0	5-6	1	2	3	4	9	3	1	1	0	24		
31	DOZIER, Asia	f	1-7	1-2	2-2	0	1	1	3	5	5	5	0	1	29		
33	IBIAM, Elem	c	3-4	0-0	5-6	2	6	8	4	11	0	2	2	0	20		
15	DAVIS, Tiffany	g	1-2	0-1	1-1	0	1	1	3	3	2	1	0	0	18		
25	MITCHELL, Tiffany	g	6-9	2-2	5-6	0	4	4	4	19	4	1	1	3	36		
02	GAINES, Olivia	g	0-0	0-0	2-2	0	1	1	2	2	2	1	0	1	14		
23	ROY, Tina	g	1-4	1-2	0-0	0	3	3	0	3	0	1	0	0	31		
41	COATES, Alaina	g	11-16	0-0	2-4	4	6	10	2	24	0	3	3	1	28		
	Team					0	1	1	1								
	<b>Totals</b>		<b>25-46</b>	<b>4-7</b>	<b>22-27</b>	<b>7</b>	<b>25</b>	<b>32</b>	<b>22</b>	<b>76</b>	<b>19</b>	<b>15</b>	<b>8</b>	<b>6</b>	<b>200</b>		

FG % 1st Half: 15-24 62.5% 2nd half: 10-22 45.5% Game: 25-46 54.3%  
 3FG % 1st Half: 3-5 60.0% 2nd half: 1-2 50.0% Game: 4-7 57.1%  
 FT % 1st Half: 8-10 80.0% 2nd half: 14-17 82.4% Game: 22-27 81.5%

Officials: Mark Zentz, Brian Hall, Amy Bonner  
 Technical fouls: Vanderbilt-None. #13/12 South Carolina-MITCHELL, Tiffany;  
 TEAM.  
 Attendance: 4810

Score by periods	1st	2nd	Total
Vanderbilt	30	36	66
#13/12 South Carolina	41	35	76

Last FG - VANDY 2nd-00:43, SC 2nd-05:51.  
 Largest lead - VANDY by 3 1st-12:43, SC by 17 2nd-17:12.

Score tied - 3 times.  
 Lead changed - 5 times.

Points	In	Off	2nd	Fast	Bench
	Paint	T/O	Chance	Break	
VANDY	30	16	15	8	29
SC	42	16	8	16	29



Official Basketball Box Score -- Game Totals -- Final Statistics  
**#9/10 Kentucky vs #10/11 South Carolina**  
 01/09/14 7 p.m. at Columbia, S.C./Colonial Life Arena



**#9/10 Kentucky 59 • 13-3 (1-2 SEC)**

#	Player	Total			3-Ptr			Rebounds			PF	TP	A	TO	Blk	Stl	Min
		FG	FGA	FT	FTA	FG	FGA	FT	FTA	Off							
11	Stallworth, DeNesha	f	5-9	0-0	1-4	1	3	4	5	11	0	2	2	1	20		
23	Walker, Samarie	f	4-8	0-0	4-5	2	5	7	4	12	1	2	0	2	29		
03	Thompson, Janeé	g	5-9	0-0	2-3	1	0	1	5	12	2	1	0	0	17		
13	Goss, Bria	g	1-7	0-2	0-0	2	2	4	2	2	0	0	0	0	26		
32	Evans, Kastine	g	2-10	1-3	0-0	1	1	2	2	5	2	1	1	1	33		
00	O'Neill, Jennifer	g	1-13	0-1	3-4	2	1	3	2	5	1	2	0	0	28		
10	Pinkett, Bernisha	g	0-1	0-0	0-0	0	0	0	1	0	0	0	0	0	6		
12	Sidney, Jelleah	g	0-0	0-0	0-0	1	2	3	0	0	1	0	0	0	7		
15	Harper, Linnae	g	0-4	0-0	0-0	0	1	1	2	0	1	0	0	1	9		
25	Epps, Makayla	g	0-1	0-1	0-0	0	0	0	1	0	0	1	0	0	5		
50	Bishop, Azia	g	5-11	0-1	2-6	5	6	11	2	12	0	1	2	0	20		
	Team					6	1	7									
	<b>Totals</b>		<b>23-73</b>	<b>1-8</b>	<b>12-22</b>	<b>21</b>	<b>22</b>	<b>43</b>	<b>26</b>	<b>59</b>	<b>10</b>	<b>10</b>	<b>5</b>	<b>5</b>	<b>200</b>		

FG % 1st Half: 8-30 26.7% 2nd half: 15-43 34.9% Game: 23-73 31.5%  
 3FG % 1st Half: 0-3 0.0% 2nd half: 1-5 20.0% Game: 1-8 12.5%  
 FT % 1st Half: 8-10 80.0% 2nd half: 4-12 33.3% Game: 12-22 54.5%

**#10/11 South Carolina 68 • 15-1 (3-0 SEC)**

#	Player	Total			3-Ptr			Rebounds			PF	TP	A	TO	Blk	Stl	Min
		FG	FGA	FT	FTA	FG	FGA	FT	FTA	Off							
24	WELCH, Aleighsa	f	5-10	0-0	6-9	6	8	14	2	16	3	5	1	0	37		
31	DOZIER, Asia	f	0-6	0-1	0-0	0	1	1	3	0	4	2	1	0	24		
33	IBIAM, Elem	c	4-8	0-0	1-1	0	4	4	4	9	0	1	6	0	16		
15	DAVIS, Tiffany	g	0-2	0-0	0-0	0	0	0	2	0	1	0	0	0	16		
25	MITCHELL, Tiffany	g	5-11	0-1	7-8	0	7	7	2	17	3	2	2	2	39		
02	GAINES, Olivia	g	1-1	0-0	0-0	0	0	0	1	2	0	0	0	0	2		
05	SESSIONS, Khadijah	g	1-3	1-2	0-2	0	1	1	1	3	0	1	0	0	15		
23	ROY, Tina	g	5-10	1-3	0-3	0	2	2	0	11	3	1	0	0	24		
41	COATES, Alaina	g	3-9	0-0	4-7	7	10	17	2	10	0	3	4	1	27		
	Team					4	3	7									
	<b>Totals</b>		<b>24-60</b>	<b>2-7</b>	<b>18-30</b>	<b>17</b>	<b>36</b>	<b>53</b>	<b>17</b>	<b>68</b>	<b>14</b>	<b>16</b>	<b>14</b>	<b>3</b>	<b>200</b>		

FG % 1st Half: 14-34 41.2% 2nd half: 10-26 38.5% Game: 24-60 40.0%



**Official Basketball Box Score -- Game Totals -- Final Statistics**  
**#8/8 South Carolina vs #25/21 Texas A&M**  
01/16/14 7 p.m. at College Station, Texas (Reed Arena)



**#8/8 South Carolina 65 • 16-2, 4-1 SEC**

#	Player	Total			3-Ptr			Rebounds			PF	TP	A	TO	Blk	Stl	Min
		FG	FGA	FT	FTE	Off	Def	Tot									
24	WELCH, Aleighsa	f	8-19	1-1	3-7	8	8	16	1	20	2	2	2	1	43		
31	DOZIER, Asia	f	2-9	1-5	0-0	0	3	3	4	5	0	4	1	0	33		
33	IBIAM, Elem	c	2-6	0-0	0-2	2	10	12	2	4	2	3	4	0	34		
05	SESSIONS, Khadijah	g	0-4	0-0	2-2	0	0	0	2	2	3	2	0	1	21		
25	MITCHELL, Tiffany	g	8-11	2-2	1-2	1	7	8	4	19	1	4	0	0	38		
02	GAINES, Olivia	g	2-2	1-1	0-0	0	2	2	1	5	0	0	0	1	9		
12	MONTOUT, Wilka	g	0-0	0-0	1-2	1	0	1	2	1	0	1	0	0	4		
15	DAVIS, Tiffany	g	0-0	0-0	0-0	0	1	1	2	0	0	1	0	0	11		
23	ROY, Tina	g	0-4	0-2	1-2	0	1	1	0	1	0	0	0	0	10		
41	COATES, Alaina	g	3-6	0-0	2-4	2	3	5	3	8	0	3	0	1	22		
	Team		2	2	4												
<b>Totals</b>			25-61	5-11	10-21	16	37	53	21	65	8	20	7	4	225		

FG % 1st Half: 7-29 24.1% 2nd half: 15-27 55.6% OT: 3-5 60.0% Game: 25-61 41.0% Deadball Rebounds 3  
 3FG % 1st Half: 0-5 0.0% 2nd half: 3-2 75.0% OT: 2-2 100.0% Game: 5-11 45.5%  
 FT % 1st Half: 3-7 42.9% 2nd half: 6-10 60.0% OT: 1-4 25.0% Game: 10-21 47.6%

**#25/21 Texas A&M 67 • 14-4, 4-0 SEC**

#	Player	Total			3-Ptr			Rebounds			PF	TP	A	TO	Blk	Stl	Min
		FG	FGA	FT	FTE	Off	Def	Tot									
01	Courtney Williams	*	6-20	1-2	4-5	2	7	9	4	17	3	1	1	0	39		
24	Jordan Jones	*	6-16	1-2	3-4	1	4	5	1	16	7	3	0	4	45		
33	Courtney Walker	*	8-18	0-0	2-3	2	2	4	1	18	3	1	0	2	42		
34	Karla Gilbert	*	4-8	0-0	3-5	2	5	7	5	11	0	0	1	1	40-		
35	Achiri Ade	*	1-6	0-0	3-3	2	4	6	5	5	0	0	0	0	28		
12	Jada Terry		0-0	0-0	0-0	0	0	0	0	0	0	0	1	0	2		
13	Chelsea Jennings		0-1	0-0	0-0	0	0	0	0	0	0	0	0	0	4		
15	Tori Scott		0-1	0-0	0-0	0	1	1	1	0	0	1	0	0	9		
23	Rachel Mitchell		0-0	0-0	0-0	0	2	2	0	0	1	0	1	6			
32	T. Scott-Williams		0-2	0-0	0-0	1	1	2	0	0	0	1	0	1	10		
	Team		2	2	5												
<b>Totals</b>			25-72	2-4	15-20	13	28	41	19	67	13	8	3	9	225		

FG % 1st Half: 14-39 35.9% 2nd half: 7-25 28.0% OT: 4-8 50.0% Game: 25-72 34.7% Deadball Rebounds 2  
 3FG % 1st Half: 2-2 100.0% 2nd half: 0-2 0.0% OT: 0-0 0.0% Game: 2-4 50.0%  
 FT % 1st Half: 4-5 80.0% 2nd half: 8-11 72.7% OT: 3-4 75.0% Game: 15-20 75.0%

Officials: Beverly Roberts, Felicia Grinter, Greg Small  
 Technical fouls: #8/8 South Carolina-None. #25/21 Texas A&M-None.  
 Attendance: 5778

Score by periods	1st	2nd	OT	Total
#8/8 South Carolina	17	39	9	65
#25/21 Texas A&M	34	22	11	67

Last FG - SC OT-00:01, TAMU OT-00:58.  
 Largest lead - SC by 5 1st-13:23, TAMU by 1 1st-00:29.

Score tied - 4 times.  
 Lead changed - 2 times.



**Official Basketball Box Score -- Game Totals -- Final Statistics**  
**Alabama vs #8/8 South Carolina**  
01/19/14 3 p.m. at Columbia, S.C./Colonial Life Arena



**Alabama 51 • 8-10, 1-4 SEC**

#	Player	Total			3-Ptr			Rebounds			PF	TP	A	TO	Blk	Stl	Min
		FG	FGA	FT	FTE	Off	Def	Tot									
03	Carter, Khadijah	f	2-6	0-2	4-4	1	3	4	1	8	1	1	0	2	28		
13	Hegstetter, Nikki	f	1-5	0-1	0-0	0	2	2	0	2	0	2	0	1	25		
20	Williams, Ashley	f	7-9	0-0	2-5	4	0	4	3	16	0	1	0	0	26		
00	Simmons, Daisha	g	3-8	1-4	0-0	0	3	3	3	7	3	3	1	1	34		
12	Myers, Shafontaye	g	2-14	1-3	0-0	0	3	3	3	5	0	1	0	2	27		
25	Hutchen, Briana	g	2-3	0-0	3-4	0	2	2	2	7	0	2	1	1	14		
32	Jack, Brittany	g	1-3	1-2	0-0	0	0	0	1	3	0	0	0	0	9		
33	Rivers, Sharin	g	1-6	0-2	0-0	0	1	1	0	2	4	0	0	2	22		
34	Hamilton, Oceana	g	0-4	0-0	1-2	0	0	0	1	1	0	0	1	1	15		
	Team		5	0	5												
<b>Totals</b>			19-58	3-14	10-15	10	14	24	14	51	10	10	3	9	200		

FG % 1st Half: 10-25 40.0% 2nd half: 9-33 27.3% Game: 19-58 32.8% Deadball Rebounds 1,3  
 3FG % 1st Half: 2-5 40.0% 2nd half: 1-9 11.1% Game: 3-14 21.4%  
 FT % 1st Half: 4-6 66.7% 2nd half: 6-9 66.7% Game: 10-15 66.7%

**#8/8 South Carolina 77 • 17-2, 5-1 SEC**

#	Player	Total			3-Ptr			Rebounds			PF	TP	A	TO	Blk	Stl	Min
		FG	FGA	FT	FTE	Off	Def	Tot									
24	WELCH, Aleighsa	f	5-7	0-0	2-3	3	7	10	1	12	1	5	0	0	29		
31	DOZIER, Asia	f	3-4	2-3	0-0	0	3	3	1	8	5	1	0	0	26		
33	IBIAM, Elem	c	7-11	0-0	4-4	2	5	7	3	18	1	0	2	0	21		
02	GAINES, Olivia	g	2-5	0-0	0-0	1	2	3	1	4	3	3	0	1	23		
25	MITCHELL, Tiffany	g	2-8	1-2	2-2	0	6	6	0	7	8	1	2	1	30		
00	FARMER, India	g	1-1	1-1	0-0	0	0	0	0	1	3	0	0	0	1		
05	SESSIONS, Khadijah	g	1-1	1-1	0-0	0	0	0	0	1	3	2	0	0	17		
12	MONTOUT, Wilka	g	2-2	2-2	0-0	0	1	1	3	6	0	1	0	0	9		
15	DAVIS, Tiffany	g	0-1	0-0	0-0	0	0	0	0	0	0	1	0	0	1		
21	MORRISON, LeAnna	g	0-0	0-0	0-0	0	0	0	0	0	0	0	0	0	2		
23	ROY, Tina	g	3-9	0-3	0-0	0	2	2	0	6	3	0	1	0	20		
41	COATES, Alaina	g	4-9	0-0	2-2	5	4	9	4	10	1	1	2	0	21		
	Team		1	1	2												
<b>Totals</b>			30-58	7-12	10-11	12	31	43	15	77	25	15	7	2	200		

FG % 1st Half: 17-33 51.5% 2nd half: 13-25 52.0% Game: 30-58 51.7% Deadball Rebounds 0,2  
 3FG % 1st Half: 4-7 57.1% 2nd half: 3-5 60.0% Game: 7-12 58.3%  
 FT % 1st Half: 5-5 100.0% 2nd half: 5-6 83.3% Game: 10-11 90.9%

Officials: Dee Kantner, Kelly Johnson, Jennifer Rezac  
 Technical fouls: Alabama-None. #8/8 South Carolina-None.  
 Attendance: 7740

Score by periods	1st	2nd	Total
Alabama	26	25	51
#8/8 South Carolina	43	34	77

Last FG - UA 2nd-02:41, SC 2nd-00:32.  
 Largest lead - UA None, SC by 29 2nd-13:09.

Score tied - 0 times.  
 Lead changed - 0 times.



**Official Basketball Box Score -- Game Totals -- Final Statistics**  
**#10/11 South Carolina vs #16/19 Vanderbilt**  
01/26/14 1 p.m. at Nashville, Tenn. (Memorial Gym)



**#10/11 South Carolina 61 • 18-2, 6-1 SEC**

#	Player	Total			3-Ptr			Rebounds			PF	TP	A	TO	Blk	Stl	Min
		FG	FGA	FT	FTE	Off	Def	Tot									
24	WELCH, Aleighsa	f	5-9	0-0	0-0	3	3	6	2	10	3	8	2	0	30		
31	DOZIER, Asia	f	4-9	0-1	1-2	0	3	3	3	9	2	0	0	0	29		
33	IBIAM, Elem	c	4-8	0-0	2-2	1	8	9	4	10	0	3	1	0	32		
05	SESSIONS, Khadijah	g	2-3	0-0	2-2	1	2	3	4	6	0	3	0	0	26		
25	MITCHELL, Tiffany	g	7-12	0-0	0-0	1	6	7	4	14	3	3	1	4	36		
02	GAINES, Olivia	g	1-3	0-0	0-0	1	0	1	0	2	0	0	0	0	15		
12	MONTOUT, Wilka	g	1-1	0-0	2-2	1	0	1	0	4	0	0	0	0	4		
15	DAVIS, Tiffany	g	0-0	0-0	0-0	0	1	1	1	0	1	1	0	0	6		
23	ROY, Tina	g	0-1	0-1	0-0	0	1	1	1	0	1	2	0	0	10		
41	COATES, Alaina	g	3-4	0-0	0-1	0	5	5	6	0	3	4	0	12			
	Team		1	0	1												
<b>Totals</b>			27-50	0-2	7-9	9	29	38	24	61	10	24	8	4	200		

FG % 1st Half: 13-25 52.0% 2nd half: 14-25 56.0% Game: 27-50 54.0% Deadball Rebounds 1  
 3FG % 1st Half: 0-2 0.0% 2nd half: 0-0 0.0% Game: 0-2 0.0%  
 FT % 1st Half: 5-6 83.3% 2nd half: 2-3 66.7% Game: 7-9 77.8%

**#16/19 Vanderbilt 57 • 16-4, 5-2 SEC**

#	Player	Total			3-Ptr			Rebounds			PF	TP	A	TO	Blk	Stl	Min
		FG	FGA	FT	FTE	Off	Def	Tot									
03	Heather Bowe	f	2-7	0-0	0-0	4	1	5	2	4	1	1	0	2	12		
05	Kady Schran	g	2-6	0-0	0-0	1	2	3	2	4	1	1	0	1	18		
10	Christina Foggie	g	9-14	1-3	4-9	0	2	2	1	23	1	2	0	2	37		
11	Jasmine Lister	g	2														



Official Basketball Box Score -- Game Totals -- Final Statistics  
**Missouri vs #7/8 South Carolina**  
 02/02/14 3 p.m. at Columbia, S.C./Colonial Life Arena



**Missouri 62 • 14-8, 3-6 SEC**

#	Player	Total		3-Ptr		Rebounds			PF	TP	A	TO	Blk	Stl	Min
		FG-FGA	FG-FGA	FG-FGA	FG-FGA	Off	Def	Tot							
13	Kulas, Bri	f	8-17	3-5	2-4	1	9	10	4	21	2	0	1	0	34
22	Frericks, Jordan	f	0-3	0-0	1-2	1	2	3	5	1	4	2	0	1	21
01	Doty, Lianna	f	1-2	1-1	1-2	1	2	3	2	4	2	7	0	0	21
02	Stock, Morgan	g	3-8	1-5	0-0	0	1	1	3	7	2	1	0	0	27
30	Eye, Morgan	g	4-7	4-5	2-0	1	0	1	3	14	0	1	0	1	28
00	Saunders, Darian	g	0-0	0-0	0-0	0	2	2	2	0	0	1	0	0	3
03	Fowler, Bree	g	2-4	0-1	2-2	1	0	1	2	6	0	1	0	1	16
10	Stock, Maddie	g	0-2	0-1	0-0	0	0	0	1	0	0	1	0	0	5
11	Cunningham, Lindsey	g	1-3	0-0	3-4	0	0	0	2	5	2	2	0	0	19
12	Hudyn, Michelle	g	0-1	0-0	0-0	2	0	2	1	0	1	1	0	0	7
20	McDowell, Kayla	g	0-3	0-0	0-0	0	2	2	5	0	2	1	1	0	13
24	Michaelis, Sierra	g	2-5	0-1	0-0	2	2	4	3	4	1	0	0	0	6
Team					4		0		4						
Totals			21-55	9-19	11-16	13	20	33	33	62	16	19	2	3	200

FG % 1st Half: 10-23 43.5% 2nd half: 11-32 34.4% Game: 21-55 38.2%  
 3FG % 1st Half: 3-6 50.0% 2nd half: 6-13 46.2% Game: 9-19 47.4%  
 FT % 1st Half: 2-2 100.0 2nd half: 9-14 64.3% Game: 11-16 68.8%

**#7/8 South Carolina 78 • 20-2, 8-1 SEC**

#	Player	Total		3-Ptr		Rebounds			PF	TP	A	TO	Blk	Stl	Min
		FG-FGA	FG-FGA	FG-FGA	FG-FGA	Off	Def	Tot							
24	WELCH, Aleighsa	f	5-9	0-0	1-4	2	3	5	4	11	0	0	1	0	26
13	DOZIER, Asia	f	3-6	3-4	2-4	1	2	3	4	11	4	0	1	1	33
33	IBIAM, Elem	c	3-4	0-0	4-6	2	4	6	3	10	0	2	3	0	24
05	SESSIONS, Khadijah	g	3-7	0-3	7-12	3	2	5	3	13	6	2	0	4	34
25	MITCHELL, Tiffany	g	5-10	2-2	8-11	3	6	9	2	20	3	5	0	4	37
00	FARMER, India	g	0-0	0-0	0-0	0	0	0	0	0	0	0	0	0	1
02	GAINES, Olivia	g	0-0	0-0	0-0	0	0	0	0	0	0	0	0	0	2
12	MONTOU, Wilka	g	0-1	0-1	0-0	0	0	0	0	0	0	0	0	0	5
15	DAVIS, Tiffany	g	0-2	0-2	0-0	0	0	0	0	2	2	1	0	0	11
21	MORRISON, LeAnna	g	0-0	0-0	0-0	0	0	0	0	0	0	0	0	0	1
23	ROY, Tina	g	0-3	0-1	0-0	1	0	1	1	0	0	1	0	0	10
41	COATES, Alaina	g	5-7	0-0	3-9	1	4	5	1	13	1	0	4	0	16
Team					1		3		4						
Totals			24-49	5-13	25-46	11	24	35	20	78	16	11	9	9	200

FG % 1st Half: 16-32 50.0% 2nd half: 8-17 47.1% Game: 24-49 49.0%  
 3FG % 1st Half: 2-7 28.6% 2nd half: 3-6 50.0% Game: 5-13 38.5%  
 FT % 1st Half: 14-19 73.7% 2nd half: 11-27 40.7% Game: 25-46 54.3%

Officials: Beverly Roberts, Bill Larence, Brian Garland  
 Technical fouls: Missouri-None. #7/8 South Carolina-None.  
 Attendance: 7828

Score by periods	1st	2nd	Total
Missouri	25	37	62
#7/8 South Carolina	48	30	78

Points	In	Off	2nd	Fast	Bench
MISS	16	19	10	0	15
SC	36	29	17	6	13

Last FG - MU 2nd-00:31, SC 2nd-04:45.  
 Largest lead - MU by 3 1st-19:17, SC by 25 2nd-18:39.

Score tied - 0 times.  
 Lead changed - 1 time.



Official Basketball Box Score -- Game Totals -- Final Statistics  
**Arkansas vs #6/7 South Carolina**  
 02/09/14 2 p.m. at Columbia, S.C./Colonial Life Arena



**Arkansas 49 • 16-8, 3-8 SEC**

#	Player	Total		3-Ptr		Rebounds			PF	TP	A	TO	Blk	Stl	Min
		FG-FGA	FG-FGA	FG-FGA	FG-FGA	Off	Def	Tot							
00	JACKSON, Jessica	f	1-12	0-1	6-6	1	5	6	4	8	0	1	1	2	33
01	PEAK, Keira	f	4-12	0-0	1-2	2	5	7	4	9	2	1	0	5	33
42	BOWEN, Jhasmin	f	3-9	0-0	0-0	1	1	2	3	6	0	1	0	3	22
03	ADAMS, McKenzie	g	3-8	0-1	0-0	1	3	4	1	6	1	0	0	0	24
11	BERNA, Calli	g	3-7	2-2	1-3	0	1	1	2	9	1	3	1	3	38
05	BROOKS, Kelsey	g	2-5	1-3	2-2	0	0	0	5	7	1	2	0	0	22
22	PITTS, Bria	g	1-1	0-0	0-0	0	0	0	0	2	0	0	0	0	2
25	BAILEY, Joey	g	0-0	0-0	0-0	0	0	0	1	0	0	0	0	0	5
33	WOLFF, Melissa	g	0-3	0-0	2-2	1	3	4	3	2	1	1	0	0	21
Team					4		0		4						
Totals			17-57	3-7	12-15	10	18	28	23	49	6	9	2	13	200

FG % 1st Half: 6-30 20.0% 2nd half: 11-27 40.7% Game: 17-57 29.8%  
 3FG % 1st Half: 0-3 0.0% 2nd half: 3-4 75.0% Game: 3-7 42.9%  
 FT % 1st Half: 6-8 75.0% 2nd half: 6-7 85.7% Game: 12-15 80.0%

**#6/7 South Carolina 67 • 22-2, 10-1 SEC**

#	Player	Total		3-Ptr		Rebounds			PF	TP	A	TO	Blk	Stl	Min
		FG-FGA	FG-FGA	FG-FGA	FG-FGA	Off	Def	Tot							
24	WELCH, Aleighsa	f	5-9	0-0	6-9	3	4	7	1	16	1	3	5	2	36
31	DOZIER, Asia	f	0-4	0-4	0-0	0	1	1	0	0	4	3	0	0	20
33	IBIAM, Elem	c	4-8	0-0	2-2	3	3	6	3	10	0	2	2	0	25
05	SESSIONS, Khadijah	g	0-4	0-2	3-3	0	1	1	4	3	2	2	0	1	22
25	MITCHELL, Tiffany	g	5-9	1-2	4-4	1	7	8	3	15	4	0	1	0	29
00	FARMER, India	g	0-0	0-0	0-0	0	0	0	0	0	0	1	0	0	2
02	GAINES, Olivia	g	1-1	0-0	3-3	0	1	1	0	5	0	0	0	1	3
12	MONTOU, Wilka	g	0-0	0-0	0-0	0	0	0	0	0	0	0	0	0	2
15	DAVIS, Tiffany	g	1-3	1-1	0-0	2	0	2	0	3	1	0	0	0	12
21	MORRISON, LeAnna	g	1-1	0-0	0-0	1	0	1	0	2	0	0	0	0	2
23	ROY, Tina	g	1-5	1-4	0-0	0	5	5	2	3	0	1	0	0	25
41	COATES, Alaina	g	3-5	0-0	4-5	1	7	8	1	10	0	7	0	0	22
Team					0		2		2						
Totals			21-49	3-13	22-26	11	31	42	14	67	12	19	8	4	200

FG % 1st Half: 12-23 52.2% 2nd half: 9-26 34.6% Game: 21-49 42.9%  
 3FG % 1st Half: 2-4 50.0% 2nd half: 1-9 11.1% Game: 3-13 23.1%  
 FT % 1st Half: 7-7 100.0 2nd half: 15-19 78.9% Game: 22-26 84.6%

Officials: Sue Blauch, Eric J. Brewton, Frank Santore  
 Technical fouls: Arkansas-None. #6/7 South Carolina-None.  
 Attendance: 7545

Score by periods	1st	2nd	Total
Arkansas	18	31	49
#6/7 South Carolina	33	34	67

Points	In	Off	2nd	Fast	Bench
AR	14	11	6	8	11
SC	30	11	8	6	23

Last FG - AR 2nd-00:10, SC 2nd-00:22.  
 Largest lead - AR None, SC by 21 2nd-01:37.

Score tied - 0 times.  
 Lead changed - 0 times.



Official Basketball Box Score -- Game Totals -- Final Statistics  
**#6/7 South Carolina vs Mississippi State**  
 02/06/14 7 p.m. at Starkville, Miss. (Humphrey Coliseum)



**#6/7 South Carolina 71 • 21-2 (9-1 SEC)**

#	Player	Total		3-Ptr		Rebounds			PF	TP	A	TO	Blk	Stl	Min
		FG-FGA	FG-FGA	FG-FGA	FG-FGA	Off	Def	Tot							
24	WELCH, Aleighsa	f	5-16	0-0	8-9	6	5	11	1	18	4	0	2	1	38
31	DOZIER, Asia	f	4-8	2-3	0-0	1	2	3	3	10	4	2	0	1	27
33	IBIAM, Elem	c	2-4	0-0	1-1	2	3	5	3	5	0	1	7	0	23
05	SESSIONS, Khadijah	g	4-5	1-2	5-7	0	2	2	2	14	3	3	0	0	26
25	MITCHELL, Tiffany	g	1-3	1-1	4-4	1	1	2	2	7	0	5	0	0	19
02	GAINES, Olivia	g	0-0	0-0	0-0	1	0	1	0	0	0	1	0	0	3
12	MONTOU, Wilka	g	0-1	0-1	0-0	0	0	0	0	0	0	0	0	0	4
15	DAVIS, Tiffany	g	2-4	0-2	0-0	0	0	0	0	4	0	1	0	0	13
23	ROY, Tina	g	2-4	1-3	0-0	1	7	8	2	5	4	0	2	0	26
41	COATES, Alaina	g	3-7	0-0	2-2	1	4	5	2	8	0	0	3	0	21
Team					1		2		3						
Totals			23-52	5-12	20-23	14	26	40	15	71	15	14	14	2	200



Official Basketball Box Score -- Game Totals -- Final Statistics  
#4/6 South Carolina vs #15/15 Kentucky  
02/20/14 7:08 pm at Memorial Coliseum-Lexington, KY



#4/6 South Carolina 81 • 24-2, 12-1

##	Player	Total			3-Ptr			Rebounds			PF	TP	A	TO	Blk	Stl	Min
		FG-FGA	FG-FGA	FT-FTA	FG-FGA	FG-FGA	FT-FTA	Off	Def	Tot							
24	WELCH, Aleighsa	f	10-16	0-0	1-4	3	7	10	1	21	2	0	5	0	39		
31	DOZIER, Asia	f	2-6	0-1	0-0	1	3	4	1	4	2	1	0	0	33		
33	IBIAM, Elem	c	7-9	0-0	2-2	2	2	4	3	16	0	5	0	1	22		
05	SESSIONS, Khadijah	g	5-8	3-3	5-5	0	0	0	3	18	0	3	0	1	33		
25	MITCHELL, Tiffany	g	3-9	1-2	5-5	2	5	7	3	12	5	2	0	0	27		
02	GAINES, Olivia	g	0-0	0-0	2-2	0	3	3	0	2	0	0	0	0	9		
12	MONTOUT, Wilka	g	0-0	0-0	0-0	0	1	1	0	0	0	1	1	0	1		
15	DAVIS, Tiffany	g	0-0	0-0	0-0	0	0	0	1	0	0	1	0	0	3		
21	MORRISON, LeAnna	g	0-0	0-0	0-0	0	0	0	0	0	0	0	0	0	1		
23	ROY, Tina	g	0-3	0-2	0-0	0	2	2	1	0	1	1	0	0	12		
41	COATES, Alaina	g	3-6	0-0	2-2	1	5	6	1	8	0	2	0	1	20		
	Team					3	4	7									
	Totals		30-57	4-8	17-20	12	32	44	14	81	10	16	6	3	200		

FG % 1st Half: 15-32 46.9% 2nd half: 15-25 60.0% Game: 30-57 52.6% Deaddball Rebounds 3,2  
3FG % 1st Half: 1-2 50.0% 2nd half: 3-6 50.0% Game: 4-8 50.0%  
FT % 1st Half: 5-7 71.4% 2nd half: 12-13 92.3% Game: 17-20 85.0%

#15/15 Kentucky 58 • 19-7, 7-6

##	Player	Total			3-Ptr			Rebounds			PF	TP	A	TO	Blk	Stl	Min
		FG-FGA	FG-FGA	FT-FTA	FG-FGA	FG-FGA	FT-FTA	Off	Def	Tot							
11	Stallworth, DeNesha	f	2-5	0-0	2-2	1	4	5	2	6	2	2	0	1	23		
23	Walker, Samarie	f	2-5	0-0	2-2	0	3	3	2	6	0	1	0	0	33		
03	Thompson, Janee	g	3-8	2-3	0-0	0	1	1	2	8	0	4	0	0	17		
13	Goss, Bria	g	2-7	0-1	0-0	1	3	4	1	4	1	0	0	0	26		
32	Evans, Kastine	g	2-6	0-3	0-0	0	0	0	1	4	2	0	0	0	19		
00	O'Neill, Jennifer	g	5-11	2-3	0-1	0	0	0	3	12	2	2	0	1	29		
10	Pinkett, Bernisha	g	0-2	0-1	0-0	0	0	0	0	0	0	0	0	0	7		
12	Sidney, Jelleah	g	0-2	0-0	0-0	0	0	0	3	0	0	0	0	2	12		
15	Harper, Linnæ	g	0-4	0-1	0-0	1	0	1	1	0	0	0	0	0	5		
25	Epps, Makayla	g	6-8	0-2	4-4	0	1	1	1	16	1	0	0	0	17		
50	Bishop, Azia	g	1-3	0-0	0-0	0	1	1	2	2	0	0	0	0	12		
	Team					2	1	3									
	Totals		23-61	4-14	8-9	5	14	19	18	58	8	9	0	4	200		

FG % 1st Half: 11-31 35.5% 2nd half: 12-30 40.0% Game: 23-61 37.7% Deaddball Rebounds 0,1  
3FG % 1st Half: 2-7 28.6% 2nd half: 2-7 28.6% Game: 4-14 28.6%  
FT % 1st Half: 4-5 80.0% 2nd half: 4-4 100.0% Game: 8-9 88.9%

Officials: Bob Trammell, Jesse Dickerson, Cameron Inouye  
Technical fouls: #4/6 South Carolina-None. #15/15 Kentucky-None.  
Attendance: 5958

Score by periods	1st	2nd	Total	Points	In	Off	2nd	Fast	Bench
#4/6 South Carolina	36	45	81	SC	38	13	12	0	10
#15/15 Kentucky	28	30	58	UK	26	6	4	0	30

Last FG - SC 2nd-02:14, UK 2nd-02:05. Largest lead - SC by 23 2nd-01:02, UK by 2 1st-13:36. Score tied - 3 times. Lead changed - 2 times.



Official Basketball Box Score -- Game Totals -- Final Statistics  
Georgia vs #4/5 South Carolina  
02/27/14 7 p.m. at Columbia, S.C./Colonial Life Arena



Georgia 56 • 18-10 (6-9 SEC)

##	Player	Total			3-Ptr			Rebounds			PF	TP	A	TO	Blk	Stl	Min
		FG-FGA	FG-FGA	FT-FTA	FG-FGA	FG-FGA	FT-FTA	Off	Def	Tot							
13	Merritt Hempt	f	2-8	0-2	0-0	1	3	4	5	4	0	3	1	0	20		
15	Krista Donald	f	2-2	0-0	0-1	3	4	7	3	4	3	0	0	0	24		
01	Khaalidah Miller	g	1-6	0-2	2-4	0	0	0	2	4	1	1	0	1	23		
03	Tiaria Griffin	g	2-5	0-1	0-0	0	0	0	1	4	0	2	0	1	18		
31	Erika Ford	g	7-20	2-4	1-1	3	3	6	1	17	1	1	0	3	31		
20	Shacobia Barbee	g	4-15	2-4	4-9	4	3	7	3	14	1	0	0	3	31		
23	Kaelyn Causwell	g	0-2	0-0	0-0	1	2	3	5	0	0	0	1	1	14		
21	Halle Washington	g	2-4	0-0	1-1	2	2	4	3	5	1	1	0	0	22		
24	Marjorie Butler	g	2-5	0-1	0-0	0	2	2	4	4	0	4	0	0	17		
	Team					5	0	5									
	Totals		22-67	4-14	8-16	19	19	38	27	56	7	13	2	9	200		

FG % 1st Half: 8-31 25.8% 2nd half: 14-36 38.9% Game: 22-67 32.8% Deaddball Rebounds 2  
3FG % 1st Half: 0-6 0.0% 2nd half: 4-8 50.0% Game: 4-14 28.6%  
FT % 1st Half: 2-3 66.7% 2nd half: 6-13 46.2% Game: 8-16 50.0%

#4/5 South Carolina 67 • 26-2 (14-1 SEC)

##	Player	Total			3-Ptr			Rebounds			PF	TP	A	TO	Blk	Stl	Min
		FG-FGA	FG-FGA	FT-FTA	FG-FGA	FG-FGA	FT-FTA	Off	Def	Tot							
12	MONTOUT, Wilka	f	0-3	0-1	0-0	0	2	2	1	0	0	1	2	0	15		
24	WELCH, Aleighsa	f	2-5	0-0	2-2	0	5	5	4	6	3	3	3	0	31		
33	IBIAM, Elem	c	2-6	0-0	2-6	2	7	9	3	6	0	3	5	0	27		
05	SESSIONS, Khadijah	g	1-4	0-1	3-4	0	1	1	3	5	2	2	0	2	31		
25	MITCHELL, Tiffany	g	7-10	1-2	10-10	2	4	6	1	25	2	4	0	2	37		
00	FARMER, India	g	0-0	0-0	0-0	0	0	0	0	0	0	0	0	0	2		
02	GAINES, Olivia	g	1-4	0-0	0-0	0	0	0	1	2	0	0	0	0	12		
15	DAVIS, Tiffany	g	0-1	0-0	2-2	0	0	0	1	2	0	0	0	0	7		
21	MORRISON, LeAnna	g	0-0	0-0	0-0	0	0	0	0	0	0	0	0	0	1		
23	ROY, Tina	g	0-0	0-0	3-4	0	0	0	0	3	0	1	0	0	4		
31	DOZIER, Asia	g	0-1	0-1	0-0	0	4	4	0	0	0	1	0	0	14		
41	COATES, Alaina	g	5-9	0-0	8-10	3	5	8	3	18	0	1	1	1	19		
	Team					2	1	3									
	Totals		18-43	1-5	30-38	9	29	38	17	67	7	17	11	6	200		

FG % 1st Half: 9-22 40.9% 2nd half: 9-21 42.9% Game: 18-43 41.9% Deaddball Rebounds 5,3  
3FG % 1st Half: 0-3 0.0% 2nd half: 1-2 50.0% Game: 1-5 20.0%  
FT % 1st Half: 12-12 100.0% 2nd half: 18-26 69.2% Game: 30-38 78.9%

Officials: Scott Yarbrough, Gina Cross, Brian Garland  
Technical fouls: Georgia-Kaelyn Causwell. #4/5 South Carolina-WELCH, Aleighsa.  
Attendance: 12458

Score by periods	1st	2nd	Total	Points	In	Off	2nd	Fast	Bench
Georgia	18	38	56	GA	28	14	11	4	23
#4/5 South Carolina	30	37	67	SC	34	9	6	10	25

Last FG - GA 2nd-00:03, SC 2nd-02:48. Largest lead - GA None, SC by 16 1st-05:43. Score tied - 0 times. Lead changed - 0 times.



Official Basketball Box Score -- Game Totals -- Final Statistics  
Florida vs #4/6 South Carolina  
02/23/14 1 p.m. at Columbia, S.C./Colonial Life Arena



Florida 55 • 17-10 (7-7 SEC)

##	Player	Total			3-Ptr			Rebounds			PF	TP	A	TO	Blk	Stl	Min
		FG-FGA	FG-FGA	FT-FTA	FG-FGA	FG-FGA	FT-FTA	Off	Def	Tot							
01	Williams,Ronni	f	1-7	0-0	0-0	1	4	5	0	12	1	1	3	2	18		
04	Needles,Carlie	g	2-3	1-2	0-0	0	2	2	3	5	0	0	0	0	25		
10	Bonds,Jaterra	g	9-14	0-1	2-5	2	1	3	5	20	3	1	0	2	35		
13	Peoples,Cassie	g	2-9	2-4	2-2	0	4	4	2	8	4	4	1	3	35		
22	Lewis,Kayla	g	4-11	0-0	7-8	2	7	9	5	15	0	3	0	1	33		
03	Miller,January	g	0-5	0-0	2-2	1	0	1	2	2	1	2	0	0	14		
05	Bannister,Antoinette	g	1-6	1-2	0-0	0	1	1	2	3	0	1	0	0	18		
31	Svete,Lily	g	0-4	0-2	0-0	0	1	1	2	0	0	0	0	0	22		
	Team					3	2	5									
	Totals		19-59	4-11	13-17	8	21	29	26	55	9	12	4	8	200		

FG % 1st Half: 8-32 25.0% 2nd half: 11-27 40.7% Game: 19-59 32.2% Deaddball Rebounds 3,1  
3FG % 1st Half: 2-6 33.3% 2nd half: 2-5 40.0% Game: 4-11 36.4%  
FT % 1st Half: 4-6 66.7% 2nd half: 9-11 81.8% Game: 13-17 76.5%

#4/6 South Carolina 69 • 25-2 (13-1 SEC)

##	Player	Total			3-Ptr			Rebounds			PF	TP	A	TO	Blk	Stl	Min
		FG-FGA	FG-FGA	FT-FTA	FG-FGA	FG-FGA	FT-FTA	Off	Def	Tot							
24	WELCH, Aleighsa	f	4-7	0-0	4-6	1	4	5	0	12	1	3	1	1	36		
31	DOZIER, Asia	f	1-8	1-6	0-0	2	4	6	4	3	3	1	1	1	30		
33	IBIAM, Elem	c	3-6	0-0	2-4	2	2	4	4	8	0	2	3	0	25		
05	SESSIONS, Khadijah	g	1-7	0-2	1-3	1	1	2	1	3	2	2	0	0	19		
25	MITCHELL, Tiffany	g	7-15	1-5	7-7	2	6	8	1	20	2	7	0	2	31		
00	FARMER, India	g	0-0	0-0	0-0	0	0	0	0	0	0	0	0	0	1		
02	GAINES, Olivia	g	2-3	0-0	0-0	0	2	2	2	4	2	0	1	1	10		
12	MONTOUT, Wilka	g	0-0	0-0	0-0	0	0	0	0	0	0	0	0	0	1		
15	DAVIS, Tiffany	g	1-1	1-1	0-0	0	1	1	1	3	2	2	0	0	14		
21	MORRISON, LeAnna	g	0-0	0-0	0-0	0	0	0	0	0	0	0	0	0	1		
23	ROY, Tina	g	0-1	0-1	0-0	0	0	0	0	1	0	1	0	0	10		
41	COATES, Alaina	g	5-5	0-0	6-8	1	11	12	1	16	1	0	5				



**2013-14 South Carolina Basketball**  
**South Carolina Game-by-Game Highs (as of Mar 02, 2014)**  
**All games**



Opponent	Date	Score	Points	Rebounds	Assists	Steals	Blocked shots
CHARLESTON SOUTHERN	11/08/13	99-29	20-COATES, Alaina	8-WELCH, Aleighsa	7-ROY, Tina	5-MITCHELL, Tiffany	5-IBIAM, Elem
LOUISIANA TECH	11/10/13	68-45	14-WELCH, Aleighsa	10-WELCH, Aleighsa COATES, Alaina	5-SESSIONS, Khadij	2-SESSIONS, Khadij	3-IBIAM, Elem
COLL. OF CHARLESTON	11/14/13	81-54	16-DOZIER, Asia	17-WELCH, Aleighsa	4-SESSIONS, Khadij	2-WELCH, Aleighsa	3-IBIAM, Elem COATES, Alaina
SETON HALL	11/17/13	88-67	18-IBIAM, Elem	8-IBIAM, Elem WELCH, Aleighsa COATES, Alaina	5-SESSIONS, Khadij	2-DOZIER, Asia	4-COATES, Alaina
at Clemson	11/20/13	68-43	17-WELCH, Aleighsa	10-WELCH, Aleighsa	5-MITCHELL, Tiffany	2-COATES, Alaina MITCHELL, Tiffany	3-WELCH, Aleighsa
at San Diego State	11/23/13	88-54	21-COATES, Alaina	8-COATES, Alaina	9-MITCHELL, Tiffany	4-SESSIONS, Khadij	1-COATES, Alaina ROY, Tina WELCH, Aleighsa IBIAM, Elem
at USC	11/25/13	70-50	22-MITCHELL, Tiffany	9-COATES, Alaina	4-MITCHELL, Tiffany	5-MITCHELL, Tiffany	2-IBIAM, Elem
NC CENTRAL	12/02/13	79-27	19-MITCHELL, Tiffany	7-COATES, Alaina	6-SESSIONS, Khadij	3-MITCHELL, Tiffany	2-COATES, Alaina
at Charlotte	12/08/13	76-61	19-IBIAM, Elem	9-IBIAM, Elem	4-MITCHELL, Tiffany DOZIER, Asia	3-WELCH, Aleighsa MITCHELL, Tiffany	3-IBIAM, Elem
vs #14/13 North Carolina	12/18/13	66-74	23-WELCH, Aleighsa	6-WELCH, Aleighsa	2-GAINES, Olivia	2-MITCHELL, Tiffany SESSIONS, Khadija IBIAM, Elem	4-IBIAM, Elem
WINTHROP	12/20/13	69-61	20-MITCHELL, Tiffany	9-IBIAM, Elem	7-MITCHELL, Tiffany	2-WELCH, Aleighsa	3-IBIAM, Elem
SC STATE	12/22/13	70-26	23-COATES, Alaina	9-MITCHELL, Tiffany IBIAM, Elem	4-MITCHELL, Tiffany	1-DOZIER, Asia GAINES, Olivia ROY, Tina IBIAM, Elem DAVIS, Tiffany WELCH, Aleighsa MITCHELL, Tiffany	3-COATES, Alaina
SAVANNAH STATE	12/28/13	82-40	18-MITCHELL, Tiffany	12-COATES, Alaina	5-WELCH, Aleighsa	5-MITCHELL, Tiffany	3-COATES, Alaina
at Arkansas	01/02/14	55-51	16-MITCHELL, Tiffany	12-COATES, Alaina	5-DOZIER, Asia	1-GAINES, Olivia DOZIER, Asia WELCH, Aleighsa MITCHELL, Tiffany	5-COATES, Alaina
VANDERBILT	01/05/14	76-66	24-COATES, Alaina	10-COATES, Alaina	5-DOZIER, Asia	3-MITCHELL, Tiffany	3-COATES, Alaina
#9/10 KENTUCKY	01/09/14	68-59	17-MITCHELL, Tiffany	17-COATES, Alaina	4-DOZIER, Asia	2-MITCHELL, Tiffany	6-IBIAM, Elem
at Auburn	01/12/14	72-66	18-MITCHELL, Tiffany	6-COATES, Alaina	3-SESSIONS, Khadij DOZIER, Asia WELCH, Aleighsa	6-MITCHELL, Tiffany	1-COATES, Alaina WELCH, Aleighsa IBIAM, Elem
at #25/21 Texas A&M	01/16/14	65-67	20-WELCH, Aleighsa	16-WELCH, Aleighsa	3-SESSIONS, Khadij	1-GAINES, Olivia WELCH, Aleighsa COATES, Alaina SESSIONS, Khadija	4-IBIAM, Elem
ALABAMA	01/19/14	77-51	18-IBIAM, Elem	10-WELCH, Aleighsa	8-MITCHELL, Tiffany	1-GAINES, Olivia MITCHELL, Tiffany	2-MITCHELL, Tiffany IBIAM, Elem COATES, Alaina
at #16/19 Vanderbilt	01/26/14	61-57	14-MITCHELL, Tiffany	9-IBIAM, Elem	3-MITCHELL, Tiffany WELCH, Aleighsa	4-MITCHELL, Tiffany	4-COATES, Alaina
OLE MISS	01/30/14	99-70	24-COATES, Alaina	12-COATES, Alaina	8-MITCHELL, Tiffany	2-WELCH, Aleighsa MITCHELL, Tiffany	5-IBIAM, Elem
MISSOURI	02/02/14	78-62	20-MITCHELL, Tiffany	9-MITCHELL, Tiffany	6-SESSIONS, Khadij	4-MITCHELL, Tiffany SESSIONS, Khadija	4-COATES, Alaina
at Mississippi State	02/06/14	71-64	18-WELCH, Aleighsa	11-WELCH, Aleighsa	4-WELCH, Aleighsa ROY, Tina DOZIER, Asia	1-WELCH, Aleighsa DOZIER, Asia	7-IBIAM, Elem



**2013-14 South Carolina Basketball**  
**South Carolina Game-by-Game Highs (as of Mar 02, 2014)**  
**All games**



<b>Opponent</b>	<b>Date</b>	<b>Score</b>	<b>Points</b>	<b>Rebounds</b>	<b>Assists</b>	<b>Steals</b>	<b>Blocked shots</b>
					ROY, Tina DOZIER, Asia	DOZIER, Asia	
ARKANSAS	02/09/14	67-49	16-WELCH, Aleighsa	8-MITCHELL, Tiffany COATES, Alaina	4-MITCHELL, Tiffany DOZIER, Asia	2-WELCH, Aleighsa	5-WELCH, Aleighsa
at #19/17 LSU	02/16/14	73-57	19-WELCH, Aleighsa MITCHELL, Tiffany	8-COATES, Alaina	7-MITCHELL, Tiffany	3-COATES, Alaina	2-WELCH, Aleighsa
at #15/15 Kentucky	02/20/14	81-58	21-WELCH, Aleighsa	10-WELCH, Aleighsa	5-MITCHELL, Tiffany	1-IBIAM, Elem SESSIONS, Khadija COATES, Alaina	5-WELCH, Aleighsa
FLORIDA	02/23/14	69-55	20-MITCHELL, Tiffany	12-COATES, Alaina	3-DOZIER, Asia	2-MITCHELL, Tiffany	5-COATES, Alaina
GEORGIA	02/27/14	67-56	25-MITCHELL, Tiffany	9-IBIAM, Elem	3-WELCH, Aleighsa	2-MITCHELL, Tiffany SESSIONS, Khadija	5-IBIAM, Elem
at #10/9 Tennessee	03/02/14	61-73	16-WELCH, Aleighsa	9-WELCH, Aleighsa	3-SESSIONS, Khadij	2-GAINES, Olivia	3-COATES, Alaina



**2013-14 South Carolina Basketball**  
**South Carolina Points-Rebounds-Assists (as of Mar 02, 2014)**  
**All games**



Opponent	Date	Score	00	02	05	12	15	21	23	24	25	31	33	41
			FARMER	JIND GAINES	OLI SESSIONS	K MONTOUT	T W DAVIS	TIFF MORRISON	L ROY	TINA WELCH	ALEI MITCHELL	T DOZIER	RASI IBIA	ELEM COATES
CSU	11/08/13	99-29 w	0-0-0	4-4-5	10-2-3	7-4-1	5-2-1	0-1-1	5-3-7	15-8-0	12-1-1	4-3-5	17-6-0	20-7-1
LATECH	11/10/13	68-45 w	0-0-0	2-4-3	7-1-5	0-3-0	3-2-1	0-0-0	2-1-2	14-10-3	10-4-3	7-1-0	11-8-1	12-10-0
COFC	11/14/13	81-54 w	0-0-0	2-1-0	2-1-4	2-8-0	7-1-3	0-1-1	6-0-2	12-17-2	11-8-1	16-2-3	12-6-0	11-14-0
SHU	11/17/13	88-67 w	DNP	0-1-1	17-3-5	0-0-1	0-1-0	2-0-0	5-2-1	15-8-4	15-3-4	6-4-2	18-8-0	10-8-1
at CSU	11/20/13	68-43 w	0-0-0	DNP	10-3-3	1-4-0	0-0-1	0-0-0	3-3-0	17-10-4	14-6-5	4-9-0	10-6-1	9-6-0
at SDSU	11/23/13	88-54 w	DNP	1-1-1	12-0-5	2-2-0	0-0-3	0-1-1	6-1-2	8-4-2	17-3-9	16-3-0	5-4-1	21-8-0
at USC	11/25/13	70-50 w	DNP	DNP	7-1-3	0-2-1	DNP	0-0-0	11-3-0	14-6-1	22-6-4	4-2-2	4-5-1	8-9-0
NCCU	12/02/13	79-27 w	3-3-0	4-5-4	7-0-6	5-1-1	DNP	3-2-0	2-6-5	13-4-1	19-3-1	6-2-1	2-3-0	15-7-1
at CHA	12/08/13	76-61 w	DNP	0-1-0	6-2-3	3-2-0	0-0-0	2-0-0	1-2-1	18-6-0	15-3-4	10-5-4	19-9-0	2-4-0
vs NC	12/18/13	66-74 L	DNP	2-1-2	4-2-1	0-1-0	0-0-0	DNP	2-4-0	23-6-0	18-5-1	3-3-1	14-5-1	0-1-0
WU	12/20/13	69-61 w	DNP	2-1-1	DNP	2-3-0	3-4-2	DNP	0-0-0	14-8-2	20-1-7	13-2-5	12-9-0	3-3-0
SCSUW	12/22/13	70-26 w	0-1-0	6-4-2	DNP	2-5-0	6-1-3	0-1-0	7-1-2	8-5-3	5-9-4	4-4-3	9-9-1	23-5-1
SSU	12/28/13	82-40 w	0-0-0	7-0-1	DNP	0-0-0	8-1-0	1-2-0	2-2-2	14-3-5	18-7-4	10-1-1	5-9-0	17-12-0
at AR	01/02/14	55-51 w	DNP	1-1-1	DNP	DNP	3-6-1	DNP	0-2-0	11-7-2	16-11-1	9-2-5	4-4-0	11-12-0
VANDY	01/05/14	76-66 w	DNP	2-1-2	DNP	DNP	3-1-2	DNP	3-3-3	9-3-3	19-4-4	5-1-5	11-8-0	24-10-0
UK	01/09/14	68-59 w	DNP	2-0-0	3-1-0	DNP	0-0-1	DNP	11-2-3	16-14-3	17-7-3	0-1-4	9-4-0	10-17-0
at AU	01/12/14	72-66 w	DNP	1-0-0	9-1-3	0-1-1	0-1-0	DNP	7-1-1	10-5-3	18-2-1	9-5-3	4-3-0	14-6-0
at TAMU	01/16/14	65-67 L	DNP	5-2-0	2-0-3	1-1-0	0-1-0	DNP	1-1-0	20-16-2	19-8-1	5-3-0	4-12-2	8-5-0
UA	01/19/14	77-51 w	3-0-0	4-3-3	3-0-3	6-1-0	0-0-0	0-0-0	6-2-3	12-10-1	7-6-8	8-3-5	18-7-1	10-9-1
at VU	01/26/14	61-57 w	DNP	2-1-0	6-3-0	4-1-0	0-1-1	DNP	0-1-1	10-6-3	14-7-3	9-3-2	10-9-0	6-5-0
UM	01/30/14	99-70 w	0-0-0	1-1-0	11-2-3	4-2-0	11-2-1	1-0-0	3-1-2	11-4-2	15-3-8	4-1-6	14-8-0	24-12-0
MU	02/02/14	78-62 w	0-0-0	0-0-0	13-2-6	0-0-0	0-0-2	0-0-0	0-1-0	11-5-0	20-9-3	11-3-4	10-6-0	13-5-1
at MS	02/06/14	71-64 w	DNP	0-1-0	14-2-3	0-0-0	4-0-0	DNP	5-8-4	18-11-4	7-2-0	10-3-4	5-5-0	8-5-0
AR	02/09/14	67-49 w	0-0-0	5-1-0	3-1-2	0-0-0	3-2-1	2-1-0	3-5-0	16-7-1	15-8-4	0-1-4	10-6-0	10-8-0
at LSU	02/16/14	73-57 w	0-0-0	0-0-1	9-2-1	2-2-0	3-0-0	0-0-0	6-3-1	19-6-1	19-7-7	1-1-1	1-7-0	13-8-1
at UK	02/20/14	81-58 w	DNP	2-3-0	18-0-0	0-1-0	0-0-0	0-0-0	0-2-1	21-10-2	12-7-5	4-4-2	16-4-0	8-6-0
UF	02/23/14	69-55 w	0-0-0	4-2-2	3-2-2	0-0-0	3-1-2	0-0-0	0-0-1	12-5-1	20-8-2	3-6-3	8-4-0	16-12-1
UGA	02/27/14	67-56 w	0-0-0	2-0-0	5-1-2	0-2-0	2-0-0	0-0-0	3-0-0	6-5-3	25-6-2	0-4-0	6-9-0	18-8-0
at UT	03/02/14	61-73 L	DNP	2-1-1	3-1-3	0-0-0	6-0-1	DNP	2-0-0	16-9-1	11-8-2	3-2-0	8-4-0	10-8-2



**2013-14 South Carolina Basketball**  
 South Carolina Team Game-by-Game Comparison (as of Mar 02, 2014)  
 All games



Opponent	1st	2nd	Score	Mar	Total FG	FG Pct	3-Pointers	3FG Pct	Free Throws	FT Pct	Rebounds	Assist	T/Over	Block	Steal	Fouls
CHARLESTON SOUTHERN	52/13	47/16	99-29	+70	39-64/10-54	.609/.185	3-6/4-23	.500/.174	18-28/5-6	.643/.833	46/25	25/6	10/25	12/5	17/5	9/19
LOUISIANA TECH	31/17	37/28	68-45	+23	28-62/18-50	.452/.360	4-18/4-7	.222/.571	8-22/5-14	.364/.357	47/29	18/10	13/17	4/2	6/7	15/22
COLL. OF CHARLESTON	46/34	35/20	81-54	+27	25-66/21-68	.379/.309	9-28/3-13	.321/.231	22-42/9-18	.524/.500	62/38	16/12	12/10	8/2	5/5	15/27
SETON HALL	41/39	47/28	88-67	+21	26-45/26-67	.578/.388	6-12/6-11	.500/.545	30-44/9-18	.682/.500	38/30	19/4	11/8	9/2	6/5	16/28
Clemson	27/15	41/28	68-43	+25	26-57/14-48	.456/.292	4-16/3-7	.250/.429	12-18/12-19	.667/.632	49/27	14/7	12/11	5/2	6/5	13/17
San Diego State	43/32	45/22	88-54	+34	29-55/21-48	.527/.438	9-23/1-8	.391/.125	21-31/8-15	.677/.533	30/31	24/10	8/25	4/1	12/5	18/25
USC	30/24	40/26	70-50	+20	24-48/20-52	.500/.385	2-6/1-11	.333/.091	20-26/9-18	.769/.500	35/30	12/12	19/22	3/4	8/10	18/21
NC CENTRAL	46/15	33/12	79-27	+52	31-53/8-50	.565/.160	6-18/1-14	.333/.071	11-16/10-12	.688/.833	38/28	20/6	7/16	4/1	7/3	11/13
Charlotte	33/32	43/29	76-61	+15	25-53/24-53	.472/.453	1-6/3-13	.167/.231	25-33/10-12	.758/.833	36/29	12/10	15/18	7/0	10/6	13/24
#14/13 North Carolina	27/39	39/35	66-74	(8)	23-56/28-61	.411/.459	1-11/4-16	.091/.250	19-29/14-17	.655/.824	33/43	6/12	14/17	6/3	7/5	18/23
WINTHROP	37/23	32/38	69-61	+8	24-48/24-59	.500/.407	8-19/4-8	.421/.500	13-24/9-10	.542/.900	34/30	17/13	20/13	5/2	4/8	12/21
SC STATE	37/12	33/14	70-26	+44	26-57/12-49	.456/.245	5-12/2-19	.417/.105	13-18/0-2	.722/.000	47/21	19/7	14/16	5/1	7/8	11/14
SAVANNAH STATE	43/25	39/15	82-40	+42	24-47/13-49	.511/.285	4-6/2-10	.667/.200	30-48/12-14	.625/.857	39/27	13/6	10/19	5/3	10/4	17/31
Arkansas	28/16	27/35	55-51	+4	21-52/18-69	.404/.261	1-5/5-19	.200/.263	12-19/10-14	.632/.714	48/38	10/8	21/10	11/6	4/11	19/20
VANDERBILT	41/30	35/36	76-66	+10	25-46/23-61	.543/.377	4-7/6-12	.571/.500	22-27/14-15	.815/.933	32/29	19/14	15/13	8/3	6/4	22/23
#9/10 KENTUCKY	34/24	34/35	68-59	+9	24-60/23-73	.400/.315	2-7/1-8	.286/.125	18-30/12-22	.600/.545	53/43	12/15	16/10	14/5	3/5	17/26
Auburn	39/39	33/27	72-66	+6	22-41/23-58	.537/.397	5-12/4-13	.417/.308	23-34/16-22	.676/.727	27/32	12/15	20/18	3/6	10/8	19/27
#25/21 Texas A&M	17/34	39/22	65-67	(2)	25-61/25-72	.410/.347	5-11/2-4	.455/.500	10-21/15-20	.476/.750	53/41	8/13	20/8	7/3	4/9	21/19
ALABAMA	43/26	34/25	77-51	+26	30-58/19-58	.517/.328	7-12/3-14	.583/.214	10-11/10-15	.909/.667	43/24	25/10	15/10	7/3	2/9	15/14
#16/19 Vanderbilt	31/27	30/30	61-57	+4	21-50/22-58	.540/.373	0-2/1-5	.000/.200	7-9/12-19	.778/.632	38/28	10/11	24/10	8/0	4/7	24/18
OLE MISS	44/25	55/45	99-70	+29	31-51/23-58	.608/.397	5-11/3-14	.455/.214	25-46/11-16	.543/.688	35/33	16/16	11/19	9/2	9/3	20/33
MISSISSIPPI	48/25	30/37	78-62	+16	24-49/21-55	.490/.382	5-13/9-19	.385/.474	20-23/17-22	.870/.773	40/31	15/12	14/5	14/5	2/6	15/19
Mississippi State	34/29	37/35	71-64	+7	23-52/21-63	.442/.333	5-12/5-12	.417/.417	22-26/12-15	.846/.800	42/28	12/6	19/9	8/2	4/13	14/23
ARKANSAS	33/18	34/31	67-49	+18	21-49/17-57	.429/.298	3-13/3-7	.231/.429	21-28/2-4	.750/.500	39/34	13/8	12/9	4/5	6/4	12/20
#19/17 LSU	32/24	41/33	73-57	+16	23-47/25-69	.489/.362	6-14/5-13	.429/.385	17-20/8-9	.850/.889	44/19	10/8	16/9	6/0	3/4	14/18
#15/15 Kentucky	36/28	45/30	81-58	+23	30-57/23-61	.526/.377	4-8/4-14	.500/.286	18-28/13-17	.643/.765	44/29	14/9	18/12	11/4	5/8	15/26
FLORIDA	32/22	37/33	69-55	+14	24-53/19-59	.453/.322	3-15/4-11	.200/.364	30-38/8-16	.789/.500	38/38	7/7	17/13	11/2	6/9	17/27
GEORGIA	30/18	37/38	67-56	+11	18-43/22-67	.419/.328	1-5/4-14	.200/.286	10-16/13-20	.625/.650	39/48	10/14	10/7	5/3	5/6	15/16
#10/9 Tennessee	30/38	31/35	61-73	(12)	25-65/29-69	.385/.420	1-8/2-10	.125/.200								

Note: Game totals are displayed in the format TEAM/OPPONENT for each category







**2013-14 South Carolina Basketball**  
**South Carolina Combined Team Statistics (as of Mar 02, 2014)**  
**Conference games**



<b>RECORD:</b>	<b>OVERALL</b>	<b>HOME</b>	<b>AWAY</b>	<b>NEUTRAL</b>
ALL GAMES	14-2	8-0	6-2	0-0
CONFERENCE	14-2	8-0	6-2	0-0
NON-CONFERENCE	0-0	0-0	0-0	0-0

##	Player	gp-gs	min	avg	Total		3-Point		F-Throw		Rebounds				pf	dq	a	to	blk	stl	pts	avg	
					fg-fga	fg%	3fg-fga	3fg%	ft-fa	ft%	off	def	tot	avg									
25	MITCHELL, Tiffany	16-16	530	33.1	81-159	.509	17-30	.567	75-86	.872	18	85	103	6.4	37	0	54	52	8	28	254	15.9	
24	WELCH, Aleighsa	16-16	533	33.3	82-164	.500	1-1	1.000	53-85	.624	49	74	123	7.7	32	0	32	37	31	12	218	13.6	
41	COATES, Alaina	16-0	343	21.4	74-121	.612	0-0	.000	55-82	.671	36	100	136	8.5	38	1	6	33	35	10	203	12.7	
33	BIAM, Elem	16-16	369	23.1	54-103	.524	0-0	.000	30-43	.698	27	73	100	6.3	51	1	3	30	44	2	138	8.6	
05	SESSIONS, Khadijah	14-11	353	25.2	26-63	.413	9-24	.375	41-55	.745	3	15	18	1.3	34	0	31	24	1	11	102	7.3	
31	DOZIER, Asia	16-15	449	28.1	29-96	.302	14-44	.318	9-17	.529	6	37	43	2.7	32	0	48	37	5	7	81	5.1	
23	ROY, Tina	16-0	241	15.1	18-62	.290	8-35	.229	6-13	.462	2	30	32	2.0	10	0	20	11	5	1	50	3.1	
15	DAVIS, Tiffany	16-4	172	10.8	10-26	.385	4-11	.364	14-17	.824	2	13	15	0.9	19	0	12	19	0	0	38	2.4	
02	GAINES, Olivia	16-1	141	8.8	11-24	.458	1-1	1.000	10-13	.769	3	14	17	1.1	14	0	10	5	1	9	33	2.1	
12	MONTOUT, Wilka	13-1	72	5.5	6-12	.500	2-6	.333	3-4	.750	4	7	11	0.8	9	0	1	4	3	0	17	1.3	
00	FARMER, India	7-0	10	1.4	1-2	.500	1-2	.500	0-0	.000	0	0	0	0.0	2	0	0	1	0	0	3	0.4	
21	MORRISON, LeAnna	8-0	12	1.5	1-2	.500	0-1	.000	1-2	.500	1	0	1	0.1	3	0	0	0	0	0	3	0.4	
Team											23	31	54		1		6						
Total.....		16	3225		393-834	.471	57-155	.368	297-417	.712	174	479	653	40.8	282	2	217	259	133	80	1140	71.2	
Opponents.....		16	3225		353-1008	.350	61-189	.323	194-277	.700	211	311	522	32.6	357	17	172	170	51	109	961	60.1	

<b>TEAM STATISTICS</b>	<b>SC</b>	<b>OPP</b>	<b>Date</b>	<b>Opponent</b>	<b>Score</b>	<b>Att.</b>
SCORING	1140	961	* 01/02/14	at Arkansas	w 55-51	2215
Points per game	71.2	60.1	* 01/05/14	VANDERBILT	w 76-66	4810
Scoring margin	+11.2	-	* 01/09/14	#9/10 KENTUCKY	w 68-59	5689
FIELD GOALS-ATT	393-834	353-1008	* 01/12/14	at Auburn	w 72-66	2453
Field goal pct	.471	.350	* 01/16/14	at #25/21 Texas A&M	Lot 65-67	5778
3 POINT FG-ATT	57-155	61-189	* 01/19/14	ALABAMA	w 77-51	7740
3-point FG pct	.368	.323	* 01/26/14	at #16/19 Vanderbilt	w 61-57	3554
3-pt FG made per game	3.6	3.8	* 01/30/14	OLE MISS	w 99-70	5344
FREE THROWS-ATT	297-417	194-277	* 02/02/14	MISSOURI	w 78-62	7828
Free throw pct	.712	.700	* 02/06/14	at Mississippi State	w 71-64	2323
F-Throws made per game	18.6	12.1	* 02/09/14	ARKANSAS	w 67-49	7545
REBOUNDS	653	522	* 02/16/14	at #19/17 LSU	w 73-57	4275
Rebounds per game	40.8	32.6	* 02/20/14	at #15/15 Kentucky	w 81-58	5958
Rebounding margin	+8.2	-	* 02/23/14	FLORIDA	w 69-55	10547
ASSISTS	217	172	* 02/27/14	GEORGIA	w 67-56	12458
Assists per game	13.6	10.8	* 03/02/14	at #10/9 Tennessee	L 61-73	14072
TURNOVERS	259	170	* = Conference game			
Turnovers per game	16.2	10.6				
Turnover margin	-5.6	-				
Assist/turnover ratio	0.8	1.0				
STEALS	80	109				
Steals per game	5.0	6.8				
BLOCKS	133	51				
Blocks per game	8.3	3.2				
ATTENDANCE	61961	40628				
Home games-Avg/Game	8-7745	8-5078				
Neutral site-Avg/Game	-	0-0				

<b>Score by Periods</b>	<b>1st</b>	<b>2nd</b>	<b>OT</b>	<b>Totals</b>
South Carolina	552	579	9	1140
Opponents	423	527	11	961



**2013-14 South Carolina Basketball**  
**South Carolina Combined Team Statistics (as of Mar 02, 2014)**  
**All games**



<b>RECORD:</b>	<b>OVERALL</b>	<b>HOME</b>	<b>AWAY</b>	<b>NEUTRAL</b>
ALL GAMES	26-3	16-0	10-2	0-1
CONFERENCE	14-2	8-0	6-2	0-0
NON-CONFERENCE	12-1	8-0	4-0	0-1

#	Player	gp-gs	min	avg	Total		3-Point		F-Throw		Rebounds				pf	dq	a	to	blk	stl	pts	avg
					fg-fga	fg%	3fg-fga	3fg%	ft-fta	ft%	off	def	tot	avg								
25	MITCHELL, Tiffany	29-29	904	31.2	144-277	.520	33-63	.524	129-162	.796	37	125	162	5.6	53	0	102	85	8	60	450	15.5
24	WELCH, Aleighsa	29-28	882	30.4	150-263	.570	1-1	1.000	102-165	.618	90	128	218	7.5	51	0	59	54	41	26	403	13.9
41	COATES, Alaina	29-1	557	19.2	126-200	.630	0-0	.000	102-155	.658	68	162	230	7.9	67	1	10	49	58	16	354	12.2
33	BIAM, Elem	29-29	688	23.7	108-202	.535	0-0	.000	60-89	.674	54	133	187	6.4	84	3	9	45	75	13	276	9.5
05	SESSIONS, Khadijah	24-21	619	25.8	52-133	.391	17-52	.327	63-88	.716	7	26	33	1.4	48	0	69	38	1	25	184	7.7
31	DOZIER, Asia	29-27	771	26.6	65-183	.355	32-91	.352	22-37	.595	17	67	84	2.9	51	0	75	62	7	17	184	6.3
23	ROY, Tina	29-1	475	16.4	36-127	.283	16-73	.219	14-23	.609	8	52	60	2.1	17	0	44	18	8	5	102	3.5
15	DAVIS, Tiffany	27-7	313	11.6	21-53	.396	11-26	.423	17-24	.708	4	23	27	1.0	24	0	26	37	1	4	70	2.6
02	GAINES, Olivia	27-1	271	10.0	22-43	.512	1-2	.500	18-24	.750	11	29	40	1.5	28	0	30	13	3	17	63	2.3
12	MONTOUT, Wilka	26-1	241	9.3	15-46	.326	5-16	.313	6-19	.316	23	23	46	1.8	23	0	5	12	7	1	41	1.6
21	MORRISON, LeAnna	19-0	61	3.2	2-11	.182	1-8	.125	6-10	.600	5	4	9	0.5	7	0	3	2	0	1	11	0.6
00	FARMER, India	14-0	43	3.1	2-7	.286	2-4	.500	0-0	.000	2	2	4	0.3	4	0	0	1	1	0	6	0.4
Team											31	56	87		1		8					
Total.....		29	5825		743-1545	.481	119-336	.354	539-796	.677	357	830	1187	40.9	458	4	432	424	210	185	2144	73.9
Opponents.....		29	5825		592-1716	.345	99-349	.284	306-452	.677	344	566	910	31.4	642	26	287	387	79	185	1589	54.8

<b>TEAM STATISTICS</b>	<b>SC</b>	<b>OPP</b>	<b>Date</b>	<b>Opponent</b>	<b>Score</b>	<b>Att.</b>
SCORING	2144	1589	11/08/13	CHARLESTON SOUTHERN	w 99-29	5120
Points per game	73.9	54.8	11/10/13	LOUISIANA TECH	w 68-45	5078
Scoring margin	+19.1	-	11/14/13	COLL. OF CHARLESTON	w 81-54	4882
FIELD GOALS-ATT	743-1545	592-1716	11/17/13	SETON HALL	w 88-67	4765
Field goal pct	.481	.345	11/20/13	at Clemson	w 68-43	715
3 POINT FG-ATT	119-336	99-349	11/23/13	at San Diego State	w 88-54	642
3-point FG pct	.354	.284	11/25/13	at USC	w 70-50	897
3-pt FG made per game	4.1	3.4	12/02/13	NC CENTRAL	w 79-27	4347
FREE THROWS-ATT	539-796	306-452	12/08/13	at Charlotte	w 76-61	1357
Free throw pct	.677	.677	12/18/13	vs #14/13 North Carolina	L 66-74	4137
F-Throws made per game	18.6	10.6	12/20/13	WINTHROP	w 69-61	5021
REBOUNDS	1187	910	12/22/13	SC STATE	w 70-26	5937
Rebounds per game	40.9	31.4	12/28/13	SAVANNAH STATE	w 82-40	4824
Rebounding margin	+9.6	-	* 01/02/14	at Arkansas	w 55-51	2215
ASSISTS	432	287	* 01/05/14	VANDERBILT	w 76-66	4810
Assists per game	14.9	9.9	* 01/09/14	#9/10 KENTUCKY	w 68-59	5689
TURNOVERS	424	387	* 01/12/14	at Auburn	w 72-66	2453
Turnovers per game	14.6	13.3	* 01/16/14	at #25/21 Texas A&M	Lot 65-67	5778
Turnover margin	-1.3	-	* 01/19/14	ALABAMA	w 77-51	7740
Assist/turnover ratio	1.0	0.7	* 01/26/14	at #16/19 Vanderbilt	w 61-57	3554
STEALS	185	185	* 01/30/14	OLE MISS	w 99-70	5344
Steals per game	6.4	6.4	* 02/02/14	MISSOURI	w 78-62	7828
BLOCKS	210	79	* 02/06/14	at Mississippi State	w 71-64	2323
Blocks per game	7.2	2.7	* 02/09/14	ARKANSAS	w 67-49	7545
ATTENDANCE	101935	48376	* 02/16/14	at #19/17 LSU	w 73-57	4275
Home games-Avg/Game	16-6371	12-3687	* 02/20/14	at #15/15 Kentucky	w 81-58	5958
Neutral site-Avg/Game	-	1-4137	* 02/23/14	FLORIDA	w 69-55	10547
			* 02/27/14	GEORGIA	w 67-56	12458
			* 03/02/14	at #10/9 Tennessee	L 61-73	14072

<b>Score by Periods</b>	<b>1st</b>	<b>2nd</b>	<b>OT</b>	<b>Totals</b>
South Carolina	1045	1090	9	2144
Opponents	743	838	11	1592

\* = Conference game