

Media Relations: Diana Koval
Office: 803.777.7977
Cell: 314.369.6050
Email: dkoval@mailbox.sc.edu
Website: www.GamecocksOnline.com
Twitter: @GamecocksOnline or @GamecockWBB
Facebook: www.Facebook.com/GamecocksOnline

WOMEN'S BASKETBALL SOUTH CAROLINA

Game 20
Jan. 24, 2013
7 p.m.
Columbia, S.C.
Colonial Life Arena (18,000)

2012-13 Schedule

Fri., Nov. 9	Elon	W, 77-44
Mon., Nov. 12	at Louisiana Tech	W, 82-58
Thu., Nov. 15	Savannah State (SPSO)	W, 78-47
Sun., Nov. 18	Clemson (SPSO)	W, 64-43
<i>U.S. Virgin Islands Paradise Jam</i>		
Thu., Nov. 22	vs. Hampton	W, 45-34
Fri., Nov. 23	vs. Florida Gulf Coast	W, 65-46
Sat., Nov. 24	vs. DePaul	W, 55-46
Wed., Nov. 28	Drexel	W, 58-55 (OT)
Sun., Dec. 2	at Seton Hall	W, 55-42
Sun., Dec. 9	Furman (SPSO)	W, 69-35
Wed., Dec. 19	#1/1 Stanford (FSN)	L, 53-49
Fri., Dec. 21	South Carolina State	W, 65-45
Sat., Dec. 29	Western Carolina	W, 66-44
Thu., Jan. 3	#12/13 Tennessee* (SPSO)	L, 53-73
Sun., Jan. 6	at Mississippi State*	W, 60-46
Thu., Jan. 10	Vanderbilt*	W, 64-48
Sun., Jan. 13	at #13/12 Georgia* (CSS)	L, 40-42
Thu., Jan. 17	LSU*	W, 66-59
Sun., Jan. 20	at Florida* (FSF)	W, 52-44
Thu., Jan. 24	Kentucky* (SPSO)	7 p.m.
Sun., Jan. 27	at Arkansas*	3 p.m.
Sun., Feb. 3	Auburn*	3 p.m.
Thu., Feb. 7	at Alabama*	7:30 p.m.
Sun., Feb. 10	Texas A&M*	3:30 p.m.
Thu., Feb. 14	at Kentucky*	7 p.m.
Sun., Feb. 17	at Mississippi* (SECN)	2 p.m.
Sun., Feb. 24	Mississippi State*	3 p.m.
Thu., Feb. 28	at Missouri*	8 p.m.
Sun., Mar. 3	Florida* (SPSO)	1 p.m.
<i>SEC Tournament (Duluth, Ga.)</i>		
Wed. Mar. 6	First Round	TBA
Thu., Mar. 7	Second Round	TBA
Fri., Mar. 8	Quarterfinals	TBA
Sat., Mar. 9	Semifinals	TBA
Sun., Mar. 10	Final	TBA

* indicates SEC game

All Times Listed as Eastern

Television outlet listed in parentheses – SPSO is SportSouth;
 FSN is SportSouth, Fox Sports Southwest and Sun Sports;
 SECN is SEC Network; CSS is Charter Sports Southeast;
 FSF is Fox Sports Florida.



Uniform Patch

The Gamecocks continue to wear the patch added to their uniforms last season to honor teammate Shelbretta Ball, who was medically disqualified from playing in Fall 2011. The team wanted Brett and everyone watching to know that she will always be an integral part of them and whatever they achieve this season.

Additionally, senior guard Ieasia Walker changed her jersey number this season to honor her teammate who was slated to wear that number prior to being medically disqualified.



South Carolina Gamecocks (16-3, 4-2 SEC)

Head Coach: Dawn Staley

Record at South Carolina: 83-61 (5th season)

Career Record: 255-141 (13th season)

Career vs. Kentucky: 3-7

Kentucky Wildcats (18-1, 6-0 SEC)

Head Coach: Matthew Mitchell

Record at Kentucky: 132-57 (6th season)

Career Record: 162-86 (8th season)

Career vs. South Carolina: 7-3

Game Information

Kentucky Series: UK leads 30-18

In Columbia: SC leads 13-9

In Lexington: UK leads 5-18

Neutral Site: UK leads 3-0

Tickets: \$7 adult, \$4 youth (17 & under)

TV: SportSouth (Dave Baker, play-by-play;
 Stephanie Ready, analyst)

Radio: WISW 1320 AM (Brad Muller);
 GamecocksOnline.com

Live Stats: GamecocksOnline.com










South Carolina Notables

- This is the Gamecocks' 39th season as a varsity sport, the fifth with head coach Dawn Staley at the helm.
- South Carolina will take part in the SEC's "We Back Pat" initiative tonight with the team wearing special shooting shirts and videos and messages running throughout the game in support of The Pat Summitt Foundation Fund and its fight against Alzheimer's disease.
- South Carolina has turned the ball over just 10 times in each of its last two games, an effort that has helped the Gamecocks to rank 20th in the nation with just 14.0 turnovers per game.
- Through 19 games this season, the Gamecock defense has allowed just one opponent to score 60 or more points in a game this season to rank third in the country in scoring defense. South Carolina is allowing just 47.6 points per game, including just 52.0 points per SEC contest.
- Senior guard Ieasia Walker scored her 1,000th career point as part of her 24-point outing against LSU (Jan. 17). She is the 28th member of that club and just the 12th to also compile at least 200 career steals. She is one of just three active SC players to have 1,000 career points in combination with 200 career steals and 200 career assists.
- Sophomore forward Aleighsa Welch and senior guard Ieasia Walker have provided the ideal inside-outside threat combination over the last five games, during which South Carolina is 4-1. The pair of combined to score 45.7 percent of the team's 282 points during the stretch, averaging 14.0 and 11.8 points, respectively. Both rank among the SEC's top 30 scorers in league games – Welch 20th at 12.7 ppg and Walker 27th with 11.5 ppg.

Tale of the Tape

Kentucky				South Carolina			
Overall	SEC Rank	SEC Only	SEC Rank	SEC Only	SEC Rank	Overall	SEC Rank
18-1		6-0		4-2		16-3	
13-0		4-0		2-1		9-2	
5-1		2-0		2-1		4-1	
0-0						3-0	
79.3	2nd	82.3	1st	55.8	12th	61.2	13th
51.8	2nd	57.3	4th	52.0	1st	47.6	1st
.435	6th	.432	4th	.339	13th	.385	11th
.372	8th	.404	7th	.372	4th	.343	1st
.329	5th	.368	4th	.215	13th	.249	14th
.276	6th	.279	4th	.305	6th	.282	8th
.698	6th	.736	3rd	.571	14th	.542	14th
13.2		15.3		15.3		13.5	
40.6	T-7th	41.3	5th	42.2	4th	43.2	2nd
+6.9	2nd	+8.0	2nd	+7.8	3rd	+11.6	1st
14.3	8th	14.2	6th	9.0	14th	10.1	14th
+10.5	1st	+7.0	1st	+1.2	6th	+2.8	7th
12.5	3rd	10.5	2nd	7.7	8th	9.1	11th
5.0	4th	3.3	8th	3.5	7th	3.6	10th

2012-13 South Carolina Media Roster

2		Leasia Walker 5-8 • Senior • Guard Amityville, N.Y. (Copiague) <i>eye-EE-shuh Walker</i>	PPG 9.4 RPG 3.1 APG 2.6 FG% .355 FT% .582	LAST GAME: 8 pts, 4 rebs, 1 stl at Florida NOTABLE: Is 9th in SEC in minutes (31.4) and 8th in steals (2.6) ... Became 12th Gamecock to score 1,000 career points AND collect 200 career steals ... Averages 2.7 steals in league play ... Posted first 20-point game since 1/20/11 with 24 vs. LSU, including career-high four 3s.	Career Highs PTS: 30 vs. Clemson, 11/18/10 REB: 11 at Ole Miss, 3/3/11 AST: 8 at LA Tech, 11/12/12 STL: 6, 3x, at Georgia, 1/13/13 BLK: 2, 6x, vs. SC St., 12/21/12 MIN: 43, 2x, vs. Drexel, 11/28/12
5		Khadijah Sessions 5-8 • Freshman • Guard Myrtle Beach, S.C. (Myrtle Beach) <i>kuh-DEE-zhuh Sessions</i>	PPG 4.5 RPG 1.2 APG 1.1 FG% .354 FT% .642	LAST GAME: 15 pts, 5 rebs, 2 assts at Florida NOTABLE: Highest scoring Gamecock off the bench ... Led team with 15 pts at Florida, including three FTs in final 30 seconds to help clinch victory ... Hit 4-of-4 free throws in final 1:19 to help seal win over Vandy ... Dynamic play-maker.	Career Highs PTS: 15 at Florida, 1/20/13 REB: 5 at Florida, 1/20/13 AST: 4 vs. Savannah St., 11/15/12 STL: 3 vs. Savannah St., 11/15/12 BLK: 1, 2x, vs. WCU, 12/29/12 MIN: 28 at Florida, 1/20/13
12		Wilka Montout 6-3 • Junior • Center Cayenne, French Guiana (NE Okla. A&M) <i>WIL-kuh mawn-TOO</i>	PPG 3.1 RPG 1.9 APG 0.4 FG% .276 FT% .706	LAST GAME: 4 min at Florida NOTABLE: Capped 25-5 1st half run vs. Vandy with 3-pointer ... Hit four FGs and blocked two shots against Furman ... Grabbed five of six boards at Savannah State on offensive end ... Multi-faceted post who can stretch defenses with mid-range and outside shooting.	Career Highs PTS: 12 at LA Tech, 11/12/12 REB: 6 vs. Savannah St., 11/15/12 AST: 2 vs. Elon, 11/9/12 STL: 1, 3x, vs. Hampton, 11/22/12 BLK: 2 vs. Furman, 12/9/12 MIN: 24 vs. Sav. St., 11/15/12
20		Sancheon White 5-10 • Senior • Guard Hammon, Ind. (Central Arizona College) <i>SAN-chee-awn White</i>	PPG 5.3 RPG 4.1 APG 1.1 FG% .325 FT% .762	LAST GAME: 4 rebs, 1 asst at Florida NOTABLE: Averaging 5.0 rebs in league play ... Has accepted challenge of guarding opponent's top scorer ... Solid lockdown defender with expanding offensive and rebounding skills.	Career Highs PTS: 11, 2x, at MSU, 1/6/13 REB: 13 at Auburn, 1/19/12 AST: 3, 2x, vs. Presby., 11/27/11 STL: 3, 6x, at Georgia, 1/13/13 BLK: 4 vs. Drexel, 11/28/12 MIN: 40 vs. Drexel, 11/28/11
21		Ashley Bruner 6-0 • Senior • Forward Norman, Okla. (Norman) <i>Ashley BREW-ner</i>	PPG 9.4 RPG 7.4 APG 1.5 FG% .430 FT% .301	LAST GAME: 14 pts, 9 rebs in 37 min at Florida NOTABLE: Has posted nine double-digit scoring games ... Ranks 10th in SEC in rpg and 8th in offensive rpg (3.2) ... Averaged 10.3 points and 9.7 rebs over last three games ... Snagged 500th career rebound at Seton Hall.	Career Highs PTS: 18 vs. Savannah St., 12/5/10 REB: 18 vs. Penn St., 11/20/11 AST: 4, 3x, vs. LSU, 1/17/13 STL: 5 at Seton Hall, 12/2/12 BLK: 4, 2x, vs. Sav. St., 12/5/10 MIN: 37 vs. DePaul, 11/24/12
24		Aleighsa Welch 6-0 • Sophomore • Forward Goose Creek, S.C. (Goose Creek) <i>uh-LEE-suh Welch</i>	PPG 12.4 RPG 8.5 APG 0.8 FG% .642 FT% .677	LAST GAME: 8 pts, 12 rebs in 38 min at Florida NOTABLE: Has six double-doubles ... Is SEC's top offensive rebounder (4.4 Orpg) and 5th in total rpg ... Leads team in scoring (19th in SEC) ... Team high scorer seven times, high rebounder seven times ... Has 13 10+ point games and eight 10+ rebound outings ... Avg 14.0 pts over last five games.	Career Highs PTS: 19, 2x, at Georgia, 1/13/13 REB: 15 vs. Drexel, 11/28/12 AST: 3 at Miss. State, 1/6/13 STL: 3, 2x, vs. Elon, 11/9/12 BLK: 4 at NC State, 12/4/11 MIN: 42 vs. Drexel, 11/28/12
25		Tiffany Mitchell 5-9 • Freshman • Guard Charlotte, N.C. (Providence Day)	PPG 10.4 RPG 6.4 APG 1.4 FG% .394 FT% .551	LAST GAME: 6 pts, 11 rebs (6 off.) at Florida NOTABLE: Ranks 2nd among SEC freshmen in scoring and 3rd in rebounding ... Is 14th in SEC in rebounding ... Led team in scoring six times, rebounding four times ... Scored in double figures 10 times ... Notched team's first 20-point game of season against SC State (21 pts/11 rebs).	Career Highs PTS: 21 vs. SC St., 12/21/12 REB: 11, 4x, at Florida, 1/20/13 AST: 4 vs. Sav. St., 11/15/12 STL: 5 vs. Furman, 12/9/12 BLK: 1, 2x, vs. Vandy, 1/10/13 MIN: 35 vs. LSU, 1/17/13
31		Asia Dozier 5-10 • Freshman • Guard Columbia, S.C. (Spring Valley) <i>Asia DOE-zhur</i>	PPG 2.9 RPG 2.2 APG 0.9 FG% .182 FT% .444	LAST GAME: 1 reb, 2 assts in 7 min at Florida NOTABLE: Played a solid 20 minutes against Vandy ... Buried second-half 3 to pull within two points of #1/1 Stanford ... Gatorade South Carolina Player of the Year and SC Miss Basketball ... Father, Perry, and uncle Terry both played basketball at South Carolina.	Career Highs PTS: 11 vs. Sav. St., 11/15/12 REB: 10 vs. Elon, 11/9/12 AST: 5 at LA Tech, 11/12/12 STL: 2 at LA Tech, 11/12/12 BLK: 1, 4x, at Miss. St., 1/6/13 MIN: 26 vs. Elon, 11/9/12
33		Elem Ibiam 6-3 • Sophomore • Center Fayetteville, Ga. (Fayette County) <i>ELL-um IB-ee-um</i>	PPG 3.5 RPG 4.1 APG 0.1 FG% .348 FT% .467	LAST GAME: 5 rebs, 2 blks in 16 min at Florida NOTABLE: Averaging 14.8 minutes in SEC play ... Scored SEC career-high nine points against Vanderbilt, including eight in dominant first half ... Tied career high with five blocks vs. WCU, tying for third in Colonial Life Arena history.	Career Highs PTS: 11 vs. SC St., 12/21/12 REB: 11 vs. Elon, 11/9/12 AST: 2 vs. E. Mich., 3/17/12 STL: 1, 6x, at Georgia, 1/13/13 BLK: 5, 2x, vs. WCU, 12/29/12 MIN: 25 vs. WCU, 12/29/12

Starter

Reserve

Quick Facts

The University

Location: Columbia, S.C.
Founded: 1801
Enrollment: 30,721
Colors: Garnet (PMS 202C) and Black
Nickname: Gamecocks
Conference: Southeastern
President: Dr. Harris Pastides
Athletics Director: Ray Tanner
Facility: Colonial Life Arena (18,000)

Coaching Staff

Head Coach: Dawn Staley
Alma Mater: Virginia, 1992
Overall Record: 255-141 (13th season)
School Record: 83-61 (5th season)
Assoc. Head Coach (Alma Mater):
 Lisa Boyer (Ithaca, 1972)
Assistant Coaches (Alma Mater):
 Nikki McCray (Tennessee, 1995)
 Darius Taylor (Michigan, 2000)

Team Information

2011-12 Record: 25-10
 Home: 12-3 Away: 9-5 Neutral: 4-2
SEC Record (Finish): 10-6 (T-4th)
 Home: 6-2 Away: 4-4
Letterwinners Returning/Lost: 6/7
Starters Returning/Lost: 1/4

Program History

First Year of Women's Basketball: 1974-75
All-Time Record: 673-490 (39th season)
All-Time SEC Record: 95-194 (22nd season)
NCAA Appearances (Last): 9 (2012, Sweet 16)
NCAA Tournament Record: 10-9
WNIT Appearances (Last): 4 (2011)
WNIT Record: 3-4

Media Relations

Women's Basketball Contact: Diana Koval
Office: 803.777.7977
Cell: 314.369.6050
Email: dkoval@mailbox.sc.edu
Press Row Phone: 803.777.6182
Athletics Department on the Web
Website: GamecocksOnline.com
Twitter: @GamecocksOnline.com
Facebook: Facebook.com/GamecocksOnline
YouTube: YouTube.com/GamecocksOnline
Women's Basketball on Twitter
Team: @GamecockWBB
Head Coach: @DawnStaley

A South Carolina Win Would...

- Make the Gamecocks 5-2 in SEC play for the first time since the 2001-02 team opened league play with the same seven-game record.
- Be the Gamecocks' first over a nationally ranked team this season.
- Be the program's first over a top-five team since a 70-66 win over then-No. 5 Vanderbilt on Jan. 14, 1998, in Columbia.

By the Numbers

- 1 Opponents that has scored 60 or more points against the Gamecocks this season, helping South Carolina to No. 3 in the nation in scoring defense
- 2 Times this season that Tiffany Mitchell has been named SEC Freshman of the Week, including her selection on Monday for her contributions to last week's wins over LSU and Florida
- 3 Gamecocks that rank among the SEC's top 15 in rebounding – Aleighsa Welch (8.5, 5th), Ashley Bruner (7.4, 10th) and Tiffany Mitchell (6.4, 14th)
- 3.0 Points per game more scored by senior guard Ieasia Walker in SEC games this season than in non-conference play
- 6 SEC teams with an RPI in the top 30, including South Carolina at 17
- 12 Gamecocks all-time who have amassed 1,000 career points and 200 career steals after senior guard Ieasia Walker joined the club with her 24-point outing against LSU (Jan. 17)
- 13 Rebounds needed by senior forward Ashley Bruner to move into the program's all-time top 20 in career boards
- 14 Deficit at halftime for the Gamecocks against Drexel before coming back to win in overtime, the largest deficit South Carolina has overcome since rallying from 18 points down with 8:15 to play in the first half against LSU on Jan. 6, 2011 and the largest second-half deficit overcome by the Gamecocks in the Dawn Staley era
- 15 Points by Khadijah Sessions at Florida (Jan. 20), the highest scoring output by a Gamecock off the bench this season
- 25 Strength of schedule ranking for the Gamecocks, the third-highest in the SEC
- 32 Free throws made by the Gamecocks at Mississippi State (Jan. 6), the most in the Dawn Staley era, the fourth-most in school history and the most ever in a road game
- 42 Points scored by then-# 13/12 Georgia (Jan. 13), the fewest the Gamecocks have ever allowed in a losing effort
- 59 Rebounds by the Gamecocks at Florida (Jan. 20), the most in the Dawn Staley era
- 84 Offensive rebounds by Aleighsa Welch this season, more than half of her total of 161, to lead the SEC in offensive rebounding (4.4 per game)
- 76.6 Percent of the team's 1,163 points this season scored by the starting lineup

The Kentucky Series

The Wildcats lead the series 30-18, although the Gamecocks are 13-9 against Kentucky in Columbia. The teams have split the last four games played in Colonial Life Arena with the last three being decided by eight or fewer points.

Since Dawn Staley was named head coach prior to the 2008-09 season, South Carolina has won every third game against the Wildcats, meaning the Gamecocks are due to win tonight after Kentucky swept last season's home-and-home series. The Wildcats scored a 66-58 victory in Columbia on Jan. 15, 2012, and followed it by just eking out a 53-50 win in Lexington on Feb. 23.

The Gamecocks' last win in the series was a 66-61 decision over the then-No. 15/18 Kentucky on Feb. 10, 2011. Ieasia Walker tied for game-high honors with 17 points in that game, including 7-of-10 from the free throw line, while swiping four steals.

Gamecocks' Five-Second Count

With a complementary blend of youth and experience, South Carolina opened a season 10-0 for the first time since the 1981-82 team also won its first 10 contests. The Gamecocks, now 16-3 overall and 4-2 in SEC action, have shown they have both inside and outside offensive options and are dominant on the glass this season while the defense has dropped off very little from last season's NCAA Tournament Sweet 16 effort. Two Gamecocks average double-figure points with three others netting 5.3 or more per game. South Carolina ranks sixth in the nation with a +11.6 rebounding margin and has three players ranked among the SEC's top 15 rebounders. Defensively, the Gamecocks are third in the nation in scoring defense, yielding just 47.6 points per game. South Carolina has held 14 of its 19 opponents this season under 50 points and limited seven of the 19 to under 30 percent field goal shooting, including Hampton (Nov. 22), which hit just 19.3 percent (11-57) from the field for the second-lowest opponent field goal percentage of the Staley era, and

Gamecocks in the Rankings

Team	SEC	NCAA	Actual
Scoring Offense	13	185	61.2
Scoring Defense	1	3	47.6
Field Goal Percentage	11	141	.385
Field Goal %age Def.	1	27	.343
3-Point FG %age	14	—	.249
3-Point FG %age Def.	8	123	.282
3-Point FG Made/Gm.	10	294	3.5
Free Throw Percentage	14	342	.542
Rebounding Offense	2	—	43.2
Rebounding Defense	1	—	31.6
Rebounding Margin	1	8	+11.6
Assists	14	164	10.1
Steals	11	138	9.1
Turnover Margin	7	62	+2.8
Assist-to-Turnover Ratio	13	164	0.7
Blocked Shots	10	138	3.6

Ashley Bruner	SEC	NCAA	Actual
Rebounding	10	—	7.4
Offensive Rebounding	8	—	3.2

Elem Ibiam	SEC	NCAA	Actual
Blocked Shots	15th	—	1.1

Tiffany Mitchell	SEC	NCAA	Actual
Rebounding	14	—	6.4

Ieasia Walker	SEC	NCAA	Actual
Steals	8	143	2.6
3-Point FG Made/Gm.	T-14	—	1.3
Minutes Played	9	—	31.4

Aleighsa Welch	SEC	NCAA	Actual
Scoring	19	—	12.4
Rebounding	5	104	8.5
Offensive Rebounding	1	—	4.4
FT %age	13	—	.677

Current Gamecock Streaks

	Total	Home	Road	Neut.
Overall	W2	W2	W1	W3
SEC	W2	W2	W1	—
Non-Conference	W2	W2	W4	W3
Ranked Teams	L4	L4	L1	L2

Vanderbilt (Jan. 10), which shot just 26.5 percent after coming into the game with the SEC's second-highest field goal accuracy at 45.2.

Facing the First Five

In its 39th season of women's basketball, South Carolina has played a team ranked in the Associated Press top five 66 times, defeating six of them, including five in Columbia. The last top-five team to fall to the Gamecocks was then-No. 5 Vanderbilt by a score of 70-66 on Jan. 14, 1998, in Columbia. South Carolina twice upset a third-ranked Auburn team, the highest-ranked opponent defeated in program history. The first time was an 83-76 decision in Columbia on Dec. 29, 1990, the year before the Gamecocks joined the SEC. The more recent was a 59-47 victory over the Tigers on Feb. 27, 1993, also at home.

Tonight's game is the Gamecocks' second this season against a top-five team, following a Dec. 19 loss to then-No. 1 Stanford. South Carolina faced four top-five teams in 2010-11, the most since the 1989-90 squad took on five, including two on consecutive days at the Super Shootout on Hilton Head Island, S.C.

Home Sweet Home

South Carolina is in its 11th season at Colonial Life Arena and enjoys a 113-57 (.665) record in that time. Overall, the Gamecocks are 358-154 (.699) all-time in home games. Head coach Dawn Staley has amassed a 48-24 (.667) home record in her fifth season at the helm.

Judging January

South Carolina is 181-179 (.503) all-time in the month of January, including a 20-21 (.488) record under fifth-year head coach Dawn Staley. The Gamecocks are 106-75 (.586) in home games during the first month of the calendar year, including a 30-55 (.352) mark at Colonial Life Arena. South Carolina is 62-96 (.392) in January road games and 4-0 at neutral sites during the month.



Around the SEC

	SEC Games			Overall		
	W	L	Pct.	W	L	Pct.
Kentucky	6	0	1.00	18	1	.947
Tennessee	6	0	1.00	15	3	.833
Texas A&M	4	1	.800	14	5	.737
Georgia	4	2	.667	16	3	.842
South Carolina	4	2	.667	16	3	.842
Vanderbilt	3	2	.600	13	5	.722
LSU	3	3	.500	12	7	.632
Florida	2	3	.400	13	6	.684
Missouri	2	3	.400	13	6	.684
Auburn	2	4	.333	13	6	.684
Alabama	1	4	.200	11	7	.611
Arkansas	1	4	.200	13	5	.722
Ole Miss	0	5	.000	7	11	.389
Mississippi St.	0	5	.000	8	10	.444

Coming Up

January 24

Ole Miss at Florida, 7 p.m.
Arkansas at Missouri, 8 p.m.
#16/18 Texas A&M at Mississippi State, 8 p.m.
Auburn at Alabama, 9 p.m. (CSS)
#9/9 Tennessee at Vanderbilt (SPSO), 9 p.m.

January 27

Florida at #14/14 Georgia, 1 p.m. (CSS)
Vanderbilt at Alabama, 2 p.m. (SECN)
LSU at #5/4 Kentucky, 3 p.m. (SPSO)
Ole Miss at Mississippi State, 3 p.m.
Missouri at #16/18 Texas A&M, 3:30 p.m. (ESPNU)

*Rankings are listed as AP/Coaches Poll
All Times Eastern; TV Network in ()*

All-Time Records vs. SEC

Opponent	Overall	Under	SEC	SEC	H	A	N	Streak	Last
		Staley	Season	Tourn.					
Alabama	16-15	6-0	12-12	1-2	9-5	6-8	1-2	Won 5	W: 57-38, 3/1/12 (N)
Arkansas	9-17	2-3	9-15	0-2	7-5	2-10	0-2	Won 1	W: 53-47, 2/26/12 (H)
Auburn	15-21	3-3	10-15	1-1	9-7	5-12	1-2	Lost 1	L: 49-53, 1/19/12 (A)
Florida	11-20	3-4	9-18	0-2	4-10	7-8	0-2	Won 3	W: 52-44, 1/20/13 (A)
Georgia	7-33	3-6	5-21	1-2	3-14	2-15	2-4	Lost 1	L: 40-42, 1/13/13 (A)
Kentucky	18-30	2-6	14-23	0-1	13-9	5-18	0-3	Lost 2	L: 50-53, 2/23/12 (A)
LSU	5-22	2-5	4-22	1-0	3-10	1-12	1-0	Won 1	W: 66-59, 1/17/13 (H)
Ole Miss	15-17	5-2	11-12	2-4	9-4	4-8	2-5	Won 3	W: 61-43, 1/26/12 (H)
Miss. State	12-16	3-3	11-13	0-2	8-5	4-9	0-2	Won 3	W: 60-46, 1/6/13 (A)
Missouri	1-0	0-0	—	—	0-0	0-0	1-0	Won 1	W: 72-60, 11/24/01 (N)
Tennessee	2-44	1-7	1-25	0-3	1-19	1-20	0-5	Lost 2	L: 53-73, 1/3/13 (H)
Texas A&M	0-0	0-0	—	—	0-0	0-0	0-0	—	—
Vanderbilt	9-21	4-2	9-18	0-2	6-8	3-11	0-2	Won 3	W: 64-48, 1/10/13 (H)
Totals	120-256	34-41	95-194	6-21	72-96	40-131	8-29	Won 2	

Life in the League

South Carolina is 95-194 (.329) all-time in its 22nd season of SEC regular-season play. The Gamecocks are 61-84 (.421) in SEC games played in Columbia with a 34-110 record (.236) on the road. Under head coach Dawn Staley, the Gamecocks have a 31-37 (.456) SEC record, which includes a 2-12 slate in her first season at the helm. The program's 27 SEC regular-season victories in Staley's first four seasons are the best four-year mark for the program in more than a decade.

Last season's 10 wins matched the 2001-02 team for the best since joining the league for the 1991-92 season. It was just the third time in its 21 seasons in the league that South Carolina posted at least nine conference wins. In fact, the Gamecocks have only won seven or more league games six times in their 21 seasons with three of those coming under Staley.

Overall, Staley boasts a 130-62 (.677) record in league play, including eight seasons leading her Temple teams to a 99-25 (.798) Atlantic 10 mark.

Rendering the RPI

With a 16-3 record, including seven wins away from home, the Gamecocks are 17th in the NCAA RPI released this week. South Carolina is one of seven SEC schools rated among the top 50 with four others coming inside the top 80.

The Gamecocks' strength of schedule ranks in the top 25 and will continue to build over the course of the season. The Gamecocks are slated to play five teams currently ranked in the top 25 – then-No. 1/1 Stanford (Dec. 19), then-No. 12/13 Tennessee, at then-No. 13/12 Georgia (Jan. 13), home and away against No. 5/4 Kentucky (Jan. 24/Feb. 14) and No. 16/18 Texas A&M.

2012-13 Roster

No.	Name	Pos.	Ht	Yr.	Hometown/Last School
2	Ieasia Walker	G	5-8	Sr.	Amityville, N.Y./Copiague
5	Khadijah Sessions	G	5-8	Fr.	Myrtle Beach, S.C./Myrtle Beach
12	Wilka Montout	C	6-3	Jr.	French Guiana/NE Okla. A&M
15	Tiffany Davis	G	5-7	Fr.	Houston Texas/Westbury Christian
20	Sancheon White	G	5-10	Sr.	Hammond, Ind./Central Arizona
21	Ashley Bruner	F	6-0	Sr.	Norman, Okla./Norman
23	Tina Roy	G	5-11	So.	Kaplan, La./Kaplan
24	Aleighsa Welch	F	6-0	So.	Goose Creek, S.C./Goose Creek
25	Tiffany Mitchell	G	5-9	Fr.	Charlotte, N.C./Providence Day
31	Asia Dozier	G	5-10	Fr.	Columbia, S.C./Spring Valley
33	Elem Ibiam	C	6-3	So.	Fayetteville, Ga./Fayette County

Head Coach: Dawn Staley

Associate Head Coach: Lisa Boyer

Assistant Coaches: Nikki McCray, Darius Taylor

Reading the Rankings

South Carolina is ranked in both national polls for the sixth-straight week. The Gamecocks moved back up to No. 18 in the Associated Press Poll this week after cracking into that poll at No. 24 the week of Dec. 10. South Carolina climbed as high as No. 18 in the poll this season, the program's highest ranking since the end of the 2002-03 season. The Gamecocks climbed up to a tie for 14th in this week's USA Today Coaches Poll. Here's a look at the Gamecocks' ranking each week of the season, listed as AP/USA Today Coaches Poll:

	Pre	N12	N19	N26	D3	D10	D17	D24	D31	J7	J14	J21
SC	rv/rv	rv/rv	rv/rv	rv/24	rv/21	24/18	21/17	19/16	18/15	18/16	19/18	18/14

Five for Fighting

South Carolina head coach Dawn Staley has used the same starting lineup in every game this season, and the quintet led the way to the program's best non-conference record and the best SEC start since 2001-02. Starters – Ieasia Walker, Sancheon White, Tiffany Mitchell, Ashley Bruner and Aleighsa Welch – account for 76.6 percent of the offense and 69.1 percent of rebounds while playing 71.7 percent of the minutes available. Each of the five averages at least 5.3 points, more than any Gamecock off the bench. Still, the four reserves available have out-scored their counterparts on the opposite bench 11 times this season, during which the Gamecocks are 10-1.

Good Hands

South Carolina is ranked 20th in the country in turnovers, committing just 14.0 per game. The Gamecocks have committed 10 or fewer turnovers seven times this season, including a pair of seven-turnover games that rank among the top five in the Dawn Staley era. South Carolina has turned it over more than 15 times in a game just five times, while the defense has forced more than 15 turnovers 12 times. The Gamecocks' 14.0 turnovers per game is the lowest average by the program since the 1983-84 team set the school record of 8.2.

Demanding Defense

The hallmark of the Gamecocks under head coach Dawn Staley has always been defense, and this season's team is no different. South Carolina's defense ranks third in the nation in points allowed per game (47.6), trailing just Green Bay (46.7) and Connecticut (47.5). The Gamecocks have allowed just one opponent to score 60 or more points this season (Tennessee, Jan. 3) and have held 14 to 48 or fewer.

Miscellaneous Stats

Double-Doubles	2012-13	Career	Record
Aleighsa Welch	6	6	6-0
Ashley Bruner	2	7	4-3
Tiffany Mitchell	2	2	2-0
Ieasia Walker	0	1	1-0

30+ Points	2012-13	Career	Record
Ieasia Walker	0	1	1-0

20+ Points	2012-13	Career	Record
Ieasia Walker	1	5	3-2
Tiffany Mitchell	1	1	1-0

10+ Points	2012-13	Career	Record
Aleighsa Welch	13	23	19-4
Tiffany Mitchell	10	10	9-1
Ieasia Walker	8	51	31-20
Ashley Bruner	9	29	22-7
Sancheon White	3	5	5-0
Wilka Montout	2	2	2-0
Asia Dozier	1	1	1-0
Elem Ibiam	1	1	1-0
Khadijah Sessions	1	1	1-0
Tina Roy	0	5	4-1

10+ Rebounds	2012-13	Career	Record
Aleighsa Welch	8	10	9-1
Tiffany Mitchell	5	5	4-1
Ashley Bruner	4	10	7-3
Asia Dozier	1	1	1-0
Elem Ibiam	1	1	1-0
Sancheon White	0	1	0-1
Ieasia Walker	0	1	1-0

5+ Assists	2012-13	Career	Record
Ieasia Walker	3	16	13-3
Asia Dozier	1	1	1-0

5+ Steals	2012-13	Career	Record
Ieasia Walker	5	8	5-3
Tiffany Davis	1	1	1-0
Tiffany Mitchell	1	1	1-0

5+ Blocks	2012-13	Career	Record
Elem Ibiam	1	2	2-0

Games Led Team In...

(Tied for team lead in each category included)

Scoring	2012-13	Career	Record
Aleighsa Welch	7	11	7-4
Tiffany Mitchell	6	6	5-1
Ashley Bruner	5	10	8-2
Ieasia Walker	2	22	12-10
Khadijah Sessions	1	1	1-0
Tina Roy	0	2	2-0

Rebounding	2012-13	Career	Record
Aleighsa Welch	7	23	20-3
Ashley Bruner	6	29	16-13
Tiffany Mitchell	4	4	3-1
Sancheon White	3	6	3-3
Elem Ibiam	3	4	4-0
Ieasia Walker	2	10	6-4

Assists	2012-13	Career	Record
Ieasia Walker	10	38	23-15
Ashley Bruner	5	9	7-2
Sancheon White	2	4	4-0
Tiffany Mitchell	2	2	2-0
Aleighsa Welch	2	2	2-0
Khadijah Sessions	2	2	2-0
Asia Dozier	1	1	1-0
Tina Roy	0	1	1-0

Scoring Differentials

Largest lead in a win by 36 (71-35), 2nd-7:30 vs. Savannah State, 11/15/12
Largest deficit overcome to win by 14 (36-22), 1st-0:00 vs. Drexel, 11/28/12
Largest lead given up in a loss by 6 (8-2), 1st-15:59 at Georgia, 1/13/13
Largest deficit in a loss by 25 (42-67), 2nd-4:44 vs. Tennessee, 1/13/13

Team Specialty Stats

South Carolina/Opponent

	Pts. in Paint	Pts. Off TOs	2nd Chance Pts.	Fast Break Pts.
11/9 Elon	52/18	34/11	22/5	24/8
11/12 at LA Tech	38/30	16/4	22/4	2/2
11/15 Sav. St.	40/20	15/12	19/8	6/4
11/18 Clemson	38/14	15/14	13/11	8/5
11/22 vs. HU	20/12	16/14	15/4	8/6
11/23 vs. FGCU	38/18	23/12	13/4	20/2
11/24 vs. DPU	40/22	6/11	10/8	14/7
11/28 Drexel	26/18	15/6	14/7	12/0
12/2 at SHU	30/22	20/10	13/2	6/10
12/9 Furman	42/12	31/6	17/9	20/7
12/19 Stanford	20/24	11/4	4/9	6/2
12/21 SC State	22/18	14/1	22/10	6/6
12/29 WCU	30/12	21/9	15/9	8/3
1/3 Tenn.	32/38	8/4	20/9	10/13
1/6 at Miss. St.	24/10	17/5	13/8	8/0
1/10 Vandy	36/20	19/19	6/11	10/6
1/13 at Georgia	26/26	14/16	10/6	2/6
1/17 LSU	30/38	19/14	11/4	14/8
1/20 at Fla.	14/24	5/6	9/3	4/6
1/24 Kentucky				
1/27 at Ark.				
2/3 Auburn				
2/7 at Ala.				
2/10 TX A&M				
2/14 at Ky.				
2/17 at Ole Miss				
2/24 Miss. St.				
2/28 at Missouri				
3/3 Florida				

Starters vs. Bench Points

	SC Starters	Opp. Starters	SC Bench	Opp. Bench
11/9 Elon	54	29	23	15
11/12 at LA Tech	58	33	24	25
11/15 Sav. St.	50	42	28	5
11/18 Clemson	51	27	13	16
11/22 vs. HU	34	27	11	7
11/23 vs. FGCU	54	30	11	16
11/24 vs. DPU	47	40	8	6
11/28 Drexel	49	43	9	12
12/2 at SHU	50	38	5	4
12/9 Furman	40	27	29	8
12/19 Stanford	44	51	5	2
12/21 SC State	41	28	24	17
12/29 WCU	40	15	26	29
1/3 Tenn.	49	68	4	5
1/6 at Miss. St.	47	36	13	10
1/10 Vandy	46	35	18	13
1/13 at Georgia	38	36	2	6
1/17 LSU	63	53	3	6
1/20 at Fla.	36	29	16	15
1/24 Kentucky				
1/27 at Ark.				
2/3 Auburn				
2/7 at Ala.				
2/10 TX A&M				
2/14 at Ky.				
2/17 at Ole Miss				
2/24 Miss. St.				
2/28 at Missouri				
3/3 Florida				

One of the more interesting facets of the Gamecocks' stifling defense is that it has not necessarily held opponents to a sub-par shooting percentage. Through Staley's tenure, opponents have shot 39.7 percent from the field (3,107-7,817). The defensive success has come from limiting opponent shot attempts entirely, especially from the 3-point line. South Carolina has attempted more total shots than its opponents every season except Staley's first (2008-09). Opponents have attempted more 3s than the Gamecocks just once as well (2009-10).

Here's a look at how the numbers break down year-by-year:

Season	SC FGA/Gm.	Opp. FGA/Gm.	Diff.	SC 3FGA/Gm.	Opp. 3FGA/Gm.	Diff.
2012-13	57.5	50.7	+6.8	14.2	10.6	+3.6
2011-12	57.9	51.1	+6.8	16.3	8.3	+8.0
2010-11	56.1	53.8	+2.3	18.0	10.9	+7.1
2009-10	59.4	57.9	+1.5	12.8	13.3	-0.5
2008-09	54.8	57.6	-2.8	13.3	12.1	+1.2

As the difference in shot attempts has increased over the course of the Staley era, so has the team's win totals, culminating in last season's 25-10 record, the program's best in more than a decade, and this season's 16-3 start.

Going Glass

Looking at South Carolina's roster of seven guards and four forwards/centers, the casual observer might think that rebounding would not be the Gamecocks' bailiwick, but South Carolina out-rebounded its opponent in all but one game (Stanford) this season, including four by more 20 or more and seven others by at least 10. The team effort has the Gamecocks ranked sixth in the nation in rebound margin at +11.6.

While rebounding is a team focus, this season has seen a surge in individual performances. In 2011-12, a Gamecock posted double-figure rebounds just seven times over 35 games. Through 19 games this season, South Carolina has amassed 18 double-digit rebound efforts, including eight from sophomore forward Aleighsa Welch, who ranks third in the SEC in the category. Three Gamecocks rank among the SEC's top 15 rebounders – Aleighsa Welch (5th, 8.5), Ashley Bruner (10th, 7.4) and Tiffany Mitchell (14th, 6.4).

Posts Up – Spurs Up

Forwards Aleighsa Welch and Ashley Bruner have been an integral part in the team's 16-3 start this season, averaging 12.4 and 9.4 points, respectively. Welch is shooting a team-best 64.2 percent from the field on the season, which would lead the SEC if she were not nine field goals short of the minimum to qualify.

The duo are among the league's top 10 rebounders with Welch ranking fifth at 8.5 per game and Bruner coming in 10th at 7.4. Both are especially proficient on the offensive glass, ranking first and eighth, respectively, in the league. More than half of Welch's 161 total rebounds have come on the offensive end (84).

Walkin' on Sunshine

Senior guard Ieasia Walker has shown tremendous leadership in guiding this season's team that includes four newcomers among its nine active players to a 16-3 record. Walker showed patience through the non-conference season, stepping out of the spotlight to allow her younger teammates to find their way on offense while still providing dominant defense borne of quick hands and lightning fast reflexes.

In SEC play, however, Walker as re-asserted herself offensively raising her overall scoring average by three points point over the last six games. She has an 11.5 scoring average in league play, which ranks among the 30 best in the SEC. Walker turned up the scoring while still contributing 2.0 assists and 2.7 steals per game in league play. She joins Kentucky's Adia Mathies and Georgia's Jasmine James as the only active SEC players to have amassed at least 1,000 points in combination with 200 career assists and 200 career steals.

Movin' On Up

South Carolina seniors Ashley Bruner and Ieasia Walker have made the most of their time in the Garnet and Black, posting and heading toward significant milestones while moving up the all-time leaderboards in several categories.

Bruner made the first move by becoming just the 26th Gamecock to pull down at least 500 career rebounds, hitting the mark as part of her seven-rebound outing at Seton Hall (Dec. 2). Currently 22nd on the total rebounding list with 575, she can move into the top 20 with 13 more boards, which would tie her for the 20th spot with Ilona Burgrova (2005-08). With 25 more rebounds this season, Bruner will join just 17 other Gamecocks to reach 600 career boards.

Walker joined the 1,000-point club 18 points into her 24-point performance against LSU (Jan. 17) at Carolina Coliseum. She is just the 28th Gamecock to reach the plateau and is one of just 12 in the group to pair the milestone with at least 200 career steals. Walker hit that mark with five swipes against Western Carolina (Dec. 29). She moved into the program's top 10 in that category on the same night she scored her 1,000th point, swiping five steals from the Lady Tigers to get to 216 and climb into sixth place in school history. Currently at 217, she needs 10 more to tie Cristina Ciocan (2000-04) in fifth place.

Oh Captain, My Captain

South Carolina's captains for this season are seniors Ieasia Walker and Ashley Bruner along with sophomore Aleighsa Welch.

Working Overtime

After Wednesday's 58-55 win over Drexel, South Carolina is 16-14 all-time in overtime games, including a 1-3 mark in double-overtime contests. Since taking the reins for the 2008-09 season, Gamecock head coach Dawn Staley has amassed a 5-3 record in extended games. South Carolina played a school-record four overtime games in 2010-11, going 2-2, and in 1995-96, going 1-3.

2012-13 Double-Doubles

Aleighsa Welch (6)

11/15	Savannah State	13 pts/12 rebs
11/22	vs. Hampton	16 pts/11 rebs
11/23	vs. Florida Gulf Coast	14 pts/11 rebs
11/28	Drexel	12 pts/15 rebs
12/2	at Seton Hall	14 pts/10 rebs
12/21	SC State	16 pts/14 rebs

Ashley Bruner (2)

11/24	vs. DePaul	11 pts/12 rebs
1/17	LSU	13 pts/12 rebs

Tiffany Mitchell (2)

12/2	at Seton Hall	13 pts/11 rebs
12/21	SC State	21 pts/11 rebs

AP Top 25

(Week of Jan. 21)

1.	Baylor	16-1
2.	Notre Dame	16-1
3.	Connecticut	16-1
4.	Duke	16-0
5.	Kentucky	18-1
6.	Stanford	16-2
7.	California	15-2
8.	Penn State	14-2
9.	Tennessee	15-3
10.	Maryland	15-3
11.	North Carolina	18-1
12.	Oklahoma State	14-2
13.	Louisville	15-4
14.	Georgia	16-3
15.	Purdue	15-3
16.	Texas A&M	14-5
17.	Dayton	15-1
18.	South Carolina	16-3
19.	UCLA	13-4
20.	Colorado	15-2
21.	Oklahoma	15-3
22.	Florida State	15-3
23.	Michigan	15-2
24.	Iowa State	13-3
25.	Michigan State	16-2

USA Today Coaches Top 25

(Week of Jan. 21)

1.	Baylor	16-1
2.	Connecticut	16-1
3.	Notre Dame	16-1
4.	Kentucky	18-1
5.	Duke	16-0
6.	Stanford	16-2
7.	California	15-2
8.	Penn State	14-2
9.	Tennessee	15-3
10.	Maryland	15-3
11.	Oklahoma State	14-2
12.	Louisville	15-4
13.	Purdue	15-3
14.	South Carolina	16-3
	Georgia	16-3
16.	Dayton	15-1
	North Carolina	18-1
18.	Texas A&M	14-5
19.	Oklahoma	15-3
20.	UCLA	13-4
21.	Florida State	15-3
22.	Syracuse	15-2
23.	Colorado	15-2
24.	Iowa State	13-3
25.	Villanova	15-2

South Carolina's Record When...

	SEC Only	All Games
Record.....	4-2.....	16-3
Playing a ranked opponent.....	0-2.....	0-3
Playing at home	2-1.....	9-2
Playing on the road	2-1.....	4-1
Playing at neutral site	0-0.....	3-0
Leading at half	4-0.....	15-0
Trailing at half	0-1.....	1-2
Tied at half	0-1.....	0-1
Playing an overtime game	0-0.....	1-0
0 players score in double-figures	0-0.....	0-0
1 player scores in double-figures	0-1.....	2-1
2 players score in double-figures	3-0.....	6-1
3 players score in double-figures	0-1.....	5-1
4 players score in double-figures	1-0.....	2-0
5 players score in double-figures	0-0.....	1-0
Starters out-score opponent's starters	4-1.....	16-1
Opponent's starters score equal/more	0-1.....	0-2
Bench out-scores opponent's bench	3-0.....	10-1
Opponent's bench scores equal/more.....	1-2.....	6-2
Shooting 50% or better	0-0.....	1-0
Shooting between 40-49%	1-0.....	7-0
Shooting between 30-39%	2-1.....	7-1
Shooting less than 30%	1-1.....	1-2
Opponent shoots 50% or better.....	0-1.....	0-1
Opponent shoots between 40-49%	1-0.....	3-1
Opponent shoots between 30-39%	1-1.....	7-1
Opponent shoots less than 30%	2-0.....	6-0
Shooting better than opponent.....	1-0.....	11-0
Shooting worse than/equal to opponent	3-2.....	5-3
Having more FTs made than opponent	3-1.....	11-1
Having equal/less FTs made than opponent	1-1.....	5-2
Out-rebounding opponent.....	4-2.....	16-2
Having equal/less rebounds than opponent	0-0.....	0-1
Having more TOs than opponent	1-1.....	4-1
Having equal or less TOs than opponent.....	3-1.....	12-2
Attempting more FT than 3FG.....	4-1.....	14-1
Attempting equal/less FT than 3FG	0-1.....	2-2
Making 5 or more 3FGs.....	2-0.....	7-0
Making less than 5 3FGs.....	2-2.....	9-3
Making no 3 FGs.....	1-1.....	4-1
Attempting 15 or more 3FGs.....	2-1.....	8-2
Attempting less than 15 3FGs.....	2-1.....	9-1

	SEC Only	All Games
No South Carolina players foul out	2-2.....	14-3
One or more South Carolina players foul out.....	1-0.....	1-0
Having 10 or more assists.....	2-0.....	8-0
Having less than 10 assists.....	2-2.....	8-3
Scoring more pts. in paint than opponent	2-0.....	14-0
Scoring equal/less pts. in paint than opponent	2-2.....	2-3
Scoring more pts. off TOs than opponent	2-1.....	13-2
Scoring equal/less pts. off TOs than opponent.....	2-1.....	3-1
Scoring more 2nd-chance pts.	3-1.....	15-1
Scoring equal/less 2nd-chance pts.....	1-1.....	1-2
Scoring more fast break pts.....	3-0.....	12-0
Scoring equal/less fast break pts.....	1-2.....	4-3
Wearing white uniforms.....	2-1.....	11-2
Wearing black uniforms	2-1.....	5-1
Wearing garnet uniforms.....	0-0.....	0-0
Playing in tournaments/classics	0-0.....	3-0
Playing on live television	1-2.....	4-3
Playing in November.....	0-0.....	8-0
Playing in December	0-0.....	4-1
Playing in January	4-2.....	4-2
Playing in February	0-0.....	0-0
Playing in March.....	0-0.....	0-0
Playing during the day.....	2-1.....	9-1
Playing at night.....	2-1.....	7-2
Playing on Sunday.....	2-1.....	5-1
Playing on Monday.....	0-0.....	1-0
Playing on Tuesday.....	0-0.....	0-0
Playing on Wednesday.....	0-0.....	2-1
Playing on Thursday.....	2-1.....	4-1
Playing on Friday	0-0.....	3-0
Playing on Saturday.....	0-0.....	2-0
Margin is 5 pts. or less.....	0-1.....	1-2
Margin is between 6-10.....	2-0.....	3-0
Margin is between 11-20.....	2-1.....	7-1
Margin is more than 20.....	0-0.....	5-0
Having a 20-pt. scorer	1-0.....	2-0
Having a 30-pt. scorer	0-0.....	0-0
Scoring 49 points or less.....	0-1.....	1-2
Scoring 50-59 points.....	1-1.....	4-1
Scoring 60-69 points.....	3-0.....	8-0
Scoring 70-79 points.....	0-0.....	2-0
Scoring 80-89 points.....	0-0.....	1-0
Scoring 90-99 points.....	0-0.....	0-0

2012-13 Team High / Low

South Carolina	Game Highs		Game Lows	
POINTS	82	at Louisiana Tech 11/12/12	40	at Georgia, 1/13/13
FIELD GOALS MADE	31	Savannah State, 11/15/12 Elon, 11/9/12	14	at Mississippi State, 1/6/13
FIELD GOAL ATTEMPTS	70	Elon, 11/9/12	39	at Mississippi State, 1/6/13
FIELD GOAL PERCENTAGE	.500 (28-56)	Western Carolina, 12/29/12	.234 (15-64)	at Florida, 1/20/13
3 PT FIELD GOALS MADE	9	Savannah State, 11/15/12	0	at Georgia, 1/13/13 at Mississippi State, 1/6/13 vs. DePaul, 11/24/12 Clemson, 11/18/12 Elon, 11/9/12
3 PT FG ATTEMPTS	25	Savannah State, 11/15/12	2	at Mississippi State, 1/6/13
3 PT FG PERCENTAGE	.667 (6-9)	Western Carolina, 12/29/12	.000 (0-14)	Clemson, 11/18/12 Elon, 11/9/12
FREE THROWS MADE	32	at Mississippi State, 1/6/13	4	Western Carolina, 12/29/12
FREE THROW ATTEMPTS	50	at Mississippi State, 1/6/13	13	vs. Florida Gulf Coast, 11/23/12 Savannah State, 11/15/12
FREE THROW PERCENTAGE	.643 (9-14)	Stanford, 12/19/12	.286 (4-14)	Western Carolina, 12/29/12
REBOUNDS	59	at Florida, 1/20/13	31	Stanford, 12/19/12
ASSISTS	20	at Louisiana Tech 11/12/12	1	vs. DePaul, 11/24/12
STEALS	15	Furman, 12/9/12	4	at Florida, 1/20/13 Savannah State, 11/15/12
BLOCKED SHOTS	9	Furman, 12/9/12	0	at Georgia, 1/13/13 vs. Florida Gulf Coast, 11/23/12
TURNOVERS	29	vs. Hampton, 11/22/12	7	Stanford, 12/19/12 at Louisiana Tech 11/12/12
FOULS	19	Stanford, 12/19/12 Clemson, 11/18/12	8	at Seton Hall, 12/2/12
Opponent	Game Highs		Game Lows	
POINTS	73	Tennessee, 1/3/13	34	vs. Hampton, 11/22/12
FIELD GOALS MADE	28	Tennessee, 1/3/13	11	Furman, 12/9/12 vs. Hampton, 11/22/12 Clemson, 11/18/12
FIELD GOAL ATTEMPTS	64	vs. DePaul, 11/24/12	44	vs. Florida Gulf Coast, 11/23/12
FIELD GOAL PERCENTAGE	.500 (28-56)	Tennessee, 1/3/13	.193 (11-57)	vs. Hampton, 11/22/12
3 PT FIELD GOALS MADE	7	Drexel, 11/28/12 vs. Florida Gulf Coast, 11/23/12	0	Stanford, 12/19/12
3 PT FG ATTEMPTS	29	vs. Florida Gulf Coast, 11/23/12	4	Stanford, 12/19/12
3 PT FG PERCENTAGE	.583 (7-12)	Drexel, 11/28/12	.000 (0-4)	Stanford, 12/19/12
FREE THROWS MADE	20	Vanderbilt, 1/10/13 Clemson, 11/18/12	2	at Seton Hall, 12/2/12
FREE THROW ATTEMPTS	24	Clemson, 11/18/12 at Louisiana Tech 11/12/12	4	at Seton Hall, 12/2/12
FREE THROW PERCENTAGE	1.000 (10-10)	Furman, 12/9/12	.500 (6-12) .500 (2-4)	LSU, 1/17/13 at Seton Hall, 12/2/12
REBOUNDS	42	Stanford, 12/19/12	20	vs. Florida Gulf Coast, 11/23/12
ASSISTS	13	LSU, 1/17/13	2	Furman, 12/9/12
STEALS	13	vs. Hampton, 11/22/12	0	Furman, 12/9/12
BLOCKED SHOTS	11	Tennessee, 1/3/13 Stanford, 12/19/12	0	vs. DePaul, 11/24/12 at Louisiana Tech 11/12/12
TURNOVERS	24	Furman, 12/9/12	9	at Florida, 1/20/13
FOULS	33	SC State, 12/21/12	13	Tennessee, 1/3/13 Savannah State, 11/15/12

Staley Era Team Records

Italics indicates set in 2012-13

Scoring

Most	Points
1. at Clemson, 11/19/09	92
2. vs. North Carolina, 12/20/09	85
3. <i>at Louisiana Tech, 11/12/12</i>	82
4. at Alabama, 1/10/10	80
vs. Eastern Michigan, 3/17/12	80

Fewest	Points
1. at Stanford, 11/26/10	32
2. vs. Georgia, 3/4/11	34
3. vs. Mississippi State, 3/5/09	39
4. <i>at Georgia, 1/13/13</i>	40
5. at Mississippi State, 2/26/09	41

Fewest Allowed	Points
1. vs. South Carolina State, 12/14/11	21
2. vs. Presbyterian, 11/27/11	24
3. vs. Furman, 12/11/11	33
vs. Savannah State, 12/5/10	33
5. <i>vs. Hampton, 11/22/12</i>	34
vs. Ohio University, 11/28/08	34

Most Allowed	Points
1. at Clemson, 11/19/09	94
2. vs. North Carolina, 12/20/09	93
3. vs. Xavier, 11/12/10	84
4. at Tennessee, 2/17/11	82
at Florida, 2/22/09	82

Margin of Outcome

Victory	Score	Margin
1. vs. South Carolina State, 12/14/11	66-21	+45
2. vs. Furman, 12/11/11	72-33	+39
3. <i>vs. Furman, 12/9/12</i>	69-35	+34
4. <i>vs. Elon, 11/9/12</i>	77-44	+33
5. vs. Eastern Michigan, 3/17/12	80-48	+32

Defeat	Score	Margin
1. at Stanford, 11/26/10	32-70	-38
2. vs. Georgia, 3/4/11	34-66	-32
3. vs. Stanford, 12/19/08	47-78	-31
4. at Penn State, 11/21/10	48-78	-30
5. vs. Connecticut, 12/28/08	48-77	-29

Field Goals

Made	FGM
1. vs. North Carolina, 12/20/09	34
at Clemson, 11/19/09	34
3. vs. North Carolina, 12/18/11	33
4. vs. Eastern Michigan, 3/17/12	32
5. <i>7 Times, Last vs. Savannah State, 11/15/1231</i>	

Attempts	FGA
1. vs. Penn State, 11/20/11	76
2. at Clemson, 11/19/09	74
3. vs. Tennessee, 1/20/11	73
4. vs. NC State, 12/13/09	71
5. <i>vs. Elon, 11/9/12</i>	70
vs. North Carolina, 12/18/11	70
at Florida, 2/22/09	70

Highest Percentage (Min. 40 FGA)	FGM-A	Pct
1. at Alabama, 1/10/10	31-52	.596
2. at Alabama, 2/19/12	25-45	.556
3. vs. Kentucky, 1/14/10	31-56	.554
4. vs. Eastern Michigan, 3/17/12	32-60	.533
5. vs. Presbyterian, 12/28/10	25-48	.521

Lowest Percentage (Min. 40 FGA)	FGM-A	Pct
1. at Stanford, 11/26/10	12-55	.218
2. vs. Georgia, 3/4/11	12-52	.231
3. at Kentucky, 2/5/09	13-55	.236
4. at Georgia, 1/2/11	13-54	.241
5. at Penn State, 11/21/10	17-70	.243

Lowest Allowed	FGM-A	Pct
1. vs. South Carolina State, 12/14/11	6-48	.125
2. <i>vs. Hampton, 11/22/12</i>	11-57	.193
3. <i>vs. Furman, 12/9/12</i>	11-46	.239
<i>vs. Clemson, 11/18/12</i>	11-46	.239
5. vs. Presbyterian, 11/27/11	10-40	.250
vs. Furman, 12/11/11	11-44	.250

Highest Allowed	FGM-A	Pct
1. vs. Connecticut, 12/28/08	35-62	.565
vs. Florida, 1/9/11	26-46	.565
3. vs. Xavier, 11/12/10	34-61	.557
4. at Kentucky, 1/13/11	30-55	.545
5. vs. Vanderbilt, 2/27/11	27-50	.540

3-Point Field Goals

Made	3FGM
1. <i>vs. Savannah State, 11/15/12</i>	9
at Arkansas, 2/6/11	9
at Ole Miss, 1/16/11	9
vs. North Carolina, 12/18/11	9
vs. Ole Miss, 1/26/12	9

Attempts	3FGA
1. vs. Penn State, 11/20/11	29
2. vs. North Carolina, 12/19/10	28
3. <i>vs. Savannah State, 11/15/12</i>	25
at Ole Miss, 1/16/11	25
5. vs. Georgia, 2/16/12	23
vs. Boston University, 12/28/09	23
at Florida, 2/22/09	23

Percentage (Min. 5 3FGA)	3FGM-A	Pct
1. <i>vs. Western Carolina, 12/29/12</i>	6-9	.667
at Alabama, 1/10/10	8-12	.667
vs. Charlotte, 12/21/08	8-12	.667
4. vs. Florida, 2/12/12	8-13	.615
5. at Alabama, 2/19/12	5-9	.556

Free Throws

Made	FTM
1. <i>at Mississippi State, 1/6/13</i>	32
2. <i>vs. SC State, 12/21/12</i>	27
3. at Ole Miss, 1/22/09	26
4. vs. Charlotte, 12/21/08	24
5. at Georgia, 1/2/11	23
vs. Auburn, 1/8/09	23

Attempts	FTA
1. <i>at Mississippi State, 1/6/13</i>	50
2. <i>vs. SC State, 12/21/12</i>	44
3. at Xavier, 11/30/11	38
4. <i>vs. Clemson, 11/18/12</i>	35
5. at Georgia, 1/2/11	34
vs. Penn State, 11/22/09	34
at Clemson, 11/19/09	34

Percentage (Min. 10 FTA)	FTM-A	Pct
1. vs. Auburn, 1/2/09	23-26	.885
2. vs. San Diego State, 11/28/09	14-16	.875
3. at Tennessee, 1/7/10	10-12	.833
4. at Auburn, 2/4/10	9-11	.818
5. vs. Davidson, 11/24/08	13-16	.813

Rebounding

Total	Rebs
1. <i>at Florida, 1/20/13</i>	59
2. <i>vs. Hampton, 11/22/12</i>	57
3. <i>vs. Elon, 11/9/12</i>	53
vs. Brown, 12/29/09	53
5. vs. High Point, 12/5/08	52

Offensive	OREbs
1. <i>vs. Elon, 11/9/12</i>	29
2. vs. College of Charleston, 11/23/11	27
3. <i>at Florida, 1/20/13</i>	26
4. <i>vs. Savannah State, 11/15/12</i>	25
vs. Penn State, 11/20/11	25
at Penn State, 11/21/10	25

Defensive	DRebs
1. <i>vs. Hampton, 11/22/12</i>	39
2. vs. Charlotte, 11/16/09	35
3. <i>at Florida, 1/20/13</i>	33
at Ole Miss, 1/22/09	33
5. <i>vs. DePaul, 11/24/12</i>	32
vs. Jacksonville, 12/30/08	32

Margin	Rebs	Margin
1. <i>vs. Florida Gulf Coast, 11/23/12</i>	46-20	+26
2. <i>vs. Hampton, 11/22/12</i>	57-32	+25
3. <i>vs. Savannah State, 11/15/12</i>	50-26	+24
4. vs. Alabama, 1/23/11	49-27	+22
5. vs. Jacksonville, 12/30/08	45-24	+21

Assists

Game	Assists
1. <i>at Louisiana Tech, 11/12/12</i>	22
vs. Eastern Michigan, 3/17/12	22
3. vs. Alabama, 2/15/09	20
4. 4 times, Last vs. North Carolina, 12/18/11	19

Steals

Game	Steals
1. vs. Furman, 12/11/11	21
2. vs. NC State, 12/12/10	16
vs. USC Upstate, 12/16/08	16
4. <i>vs. Furman, 12/9/12</i>	15
vs. High Point, 12/2/09	15
vs. Davidson, 11/24/08	15

Blocked Shots

Game	Blocks
1. vs. Eastern Michigan, 3/17/12	11
vs. Furman, 12/11/11	11
3. <i>vs. Furman, 12/9/12</i>	9
at NC State, 12/4/11	9
vs. Alabama A&M, 11/14/11	9

Turnovers

Fewest	TOs
1. at Tennessee, 2/2/12	4
2. vs. Georgia, 3/2/12	5
vs. Ole Miss, 3/3/11	5
4. <i>vs. Stanford, 12/19/12</i>	7
<i>at Louisiana Tech, 11/12/12</i>	7
vs. Tennessee, 3/3/12	7

Most	TOs
1. at Wake Forest, 12/3/08	32
2. <i>vs. Hampton, 11/22/12</i>	29
vs. Kentucky, 1/15/12	29
4. at Kentucky, 1/13/11	28
5. vs. Jacksonville, 12/30/08	26

The Last Time ...

Individual

Scored 50 Points

South Carolina 51, Jocelyn Penn vs. Stetson, 1/4/03
Opponent Never

Scored 40 Points

South Carolina 51, Jocelyn Penn vs. Stetson, 1/4/03
Opponent 46, Cornelia Gayden, LSU, 1/14/95

Scored 30 Points

South Carolina 30, Ieasia Walker vs. Clemson, 11/18/10
Opponent 32, LaQueta Ferguson, Florida International, 11/25/07

Grabbed 20 Rebounds

South Carolina 25, Kelsey Bone vs. Boston University, 12/28/09
Opponent 24, Courtney Paris, Oklahoma, 12/30/07

Grabbed 15 Rebounds

South Carolina 15, Aleighsa Welch vs. Drexel, 11/28/12
Opponent 15, Chiney Ogwumike, Stanford, 12/19/12

Two Players with 20 or More Points

South Carolina La'Keisha Sutton 21/Markeshia Grant 20 vs. North Carolina, 12/18/11
Opponent Angie Bjorklund 23/Shekinna Stricklen 21, Tennessee, 1/17/10

Two Players with 10 or More Rebounds

South Carolina Aleighsa Welch 12/Tiffany Mitchell 11 at Florida, 1/20/13
Opponent Chiney Ogwumike 10/Nnemkadi Ogwumike 10, Stanford, 3/24/12

Had 10 Assists

South Carolina 10, Samone Kennedy at Florida, 2/24/08
Opponent 11, Marneshia Richard, Mississippi State, 1/21/07

Had Five Steals

South Carolina 5, Ieasia Walker vs. LSU, 1/17/13
Opponent 5, Sam Ramirez, Appalachian State, 3/16/11

Had Five Blocked Shots

South Carolina 5, Elem Ibiam vs. Western Carolina, 12/29/12
Opponent 7, Isabelle Harrison, Tennessee, 1/3/13

Had a Double-Double

South Carolina Ashley Bruner (13 pts/12 rebs) vs. LSU, 1/17/13
Opponent Isabelle Harrison (18 pts/14 rebs), Tennessee, 1/3/13

Two Players had a Double-Double

South Carolina Aleighsa Welch (16 pts/14 rebs) and Tiffany Mitchell 21 pts/11 rebs) vs. SC State, 12/21/12
Opponent Chiney Ogwumike (11 pts/10 rebs)/Nnemkadi Ogwumike (39 pts/10 rebs), Stanford, 3/24/12

Had a Triple-Double

South Carolina Iva Sliskovic (18 pts, 15 rebs, 10 assts) vs. High Point, 12/20/06
Opponent Never

Team

Scored 100 Points

South Carolina 102 vs. North Carolina A&T, 3/21/08
Opponent 103, Clemson, 11/21/03

Won by 30 or More Points

South Carolina 69-35 (34) vs. Furman, 12/9/12
Opponent 66-34 (32), Georgia, 3/4/11

Shot 65% or Better from the Field

South Carolina .652 (45-69) vs. East Tennessee State, 12/19/00
Opponent Never

Shot 60% or Better from the Field

South Carolina .608 (31-51) vs. Jackson State, 12/7/07
Opponent .604 (29-48), Vanderbilt, 1/18/01

Shot 50% or Better from the Field

South Carolina .500 (28-56) vs. Western Carolina, 12/29/12
Opponent .500 (28-56), Tennessee, 1/3/13

No Players in Double-Figure Points

South Carolina at Auburn, 1/19/12
Opponent SC State, 12/14/11

Five Players in Double-Figure Points

South Carolina at Louisiana Tech, 11/12/12
Opponent Arkansas, 2/14/10

Faced AP Top-25 Opponent

Win 72-61 at No. 13 Purdue, 3/19/12
Loss 40-42 at No. 13 Georgia, 1/13/13

Faced AP Top-10 Opponent

Win 64-60 at No. 8 Tennessee, 2/2/12
Loss 49-53 vs. No. 1 Stanford, 12/19/12

Faced AP Top-5 Opponent

Win 70-66 vs. No. 5 Vanderbilt, 1/28/98
Loss 49-53 vs. No. 1 Stanford, 12/19/12

Faced AP No. 1 Team

Win Never
Loss 49-53 vs. No. 1 Stanford, 12/19/12

Overtime Game

Win 64-62 at Arkansas, 2/6/11
Loss 60-74 vs. Vanderbilt, 2/27/11

Double-Overtime Game

Win 92-91 at Florida State, 2/4/91
Loss 92-94 at Clemson, 11/19/09

South Carolina Was Ranked (AP Poll)

AP No. 1 Never
AP Top 10 No. 10, 2/18/02
AP Top 25 No. 18, 1/21/13



Ashley Bruner

6-0 • Senior
Forward
Norman, Okla.
Norman

#21

Miscellaneous Stats

	2012-13 Games	Career Games	Career Record
Double-Double	2	7	4-3
10+ Points	9	29	22-7
10+ Rebounds	4	10	7-3
Team-High Points	5	10	8-2
Team-High Rebs.	6	29	16-13
Team-High Assts.	5	9	7-2

- Has started every game this season
- Ranks 10th in SEC in rebounds per game and eighth in offensive rebounds per game (3.2)
- Has two double-doubles this season (vs. DePaul, LSU)
- Led team in scoring five times (Elon, at LA Tech, Clemson, vs. FGCU, vs. DePaul)
- Led team in rebounding six times (Savannah State, Clemson, vs. Hampton, vs. DePaul, Stanford, LSU)
- Has scored in double figures nine times (Elon, at LA Tech, Clemson, vs. FGCU, vs. DePaul, Drexel, Tennessee, LSU, at Florida)
- Is second on team in assists, including 1.5 per SEC game
- Scored eight of her 14 points and grabbed five of her nine rebounds at Florida (Jan. 20) in the second half, including a pair of free throws and a rebound in the final 30 seconds to help seal the victory
- Played solid all-around game against LSU (Jan. 17), posting a double-double and a team-high four assists (tying her career high) ... tied her season high with 12 rebounds, including seven in second half, during which she scored nine of her 13 points
 - Reeled in seven of her eight rebounds at #13/12 Georgia (Jan. 13) in the second half
 - Grabbed all seven of her rebounds against Vanderbilt (Jan. 10) in second half as Gamecocks held off more efficient Commodore offense
 - Scored five of her seven points at Mississippi State (Jan. 6) at the free throw line, including four during an 8-2 run in the first half to open a nine-point lead
- Snagged four of her six rebounds against Tennessee (Jan. 3) on the offensive end and scored 10 of her 12 points in the first half while adding four steals in the game
- Pulled down her 500th career rebound at Seton Hall (Dec. 2), making her the 26th Gamecock to reach the plateau
- Ranks fourth among active SEC players and 25th in school history in career rebounds (523) – needs 34 to reach Melanie Johnson (2005-07) in 24th place
- Snagged five of her eight rebounds against SC State (Dec. 21) on the offensive end to help her tie her career high with four assists
- Battled Stanford's frontcourt (Dec. 19) for a team-high eight rebounds in near miss against nation's top team
- All-Tournament selection at the Paradise Jam after averaging 10.3 points and 9.3 rebounds over the three games at the event
- Posted all of her 12 points and eight rebounds vs. Drexel (Nov. 28) after halftime, including the game-winning basket and final defensive rebound in overtime
- Posted her first double-double of the season against DePaul (Nov. 24) with 11 points and 12 rebounds

Career Highs – All Games

Pts 18 vs. Savannah State, 12/5/10
FG 8, 2x, last, at LA Tech, 11/12/12
FGA.. 16 vs. Alabama A&M, 11/14/11
FG % 1.00 (8-8) vs. Florida, 1/9/11
FT 6 vs. Charlotte, 3/20/11
FTA..... 14 at Florida, 1/20/13
FT %..... 1.00 (4-4), 2x, last, vs. Auburn, 1/19/12
Rebs..... 18 vs. Penn State, 11/20/11
Off Rebs 9 vs. Penn State, 11/20/11
Def Rebs..... 9 vs. Penn State, 11/20/11
Blks 4, 2x, last, vs. Savannah St., 12/5/10
Stls..... 5 at Seton Hall, 12/2/12
Assts 4, 2x, last vs. LSU, 1/17/13
Min..... 37, 3x, last at Florida, 1/20/13

Career – SEC Games

Pts 16, 2x, last vs. Florida, 1/9/11
FG 8 vs. Florida, 1/9/11
FGA..... 14 vs. LSU, 1/17/13
FG % ... 1.000 (8-8) vs. Florida, 1/9/11
FT 5 at Mississippi State, 1/6/13
FTA..... 14 at Florida, 1/20/13
FT % ... 1.000 (4-4) vs. Auburn, 1/19/12
Rebs 12 vs. LSU, 1/17/13
Off Rebs ... 6, 3x, last vs. Ark., 2/26/12
Def Rebs..... 8 vs. LSU, 1/17/13
Blks ... 2, 6x, last vs. Arkansas, 2/26/12
Stls..... 4 vs. Tennessee, 1/3/13
Assts 4 vs. LSU, 1/17
Min..... 37, 2x, last at Florida, 1/20

Season Highs – All Games

Pts 17 at LA Tech, 11/12
FG 8 at LA Tech, 11/12
FGA..... 14, 2x, last vs. LSU, 1/17
FG %800 (8-10) at LA Tech, 11/12
FT 5 at Mississippi State, 1/6
FTA..... 14 at Florida, 1/20
FT %750 (3-4) vs. Stanford, 12/19
Rebs..... 12, 3x, last, vs. DePaul, 11/24
Off Rebs 5, 4x, last vs. SC St., 12/21
Def Rebs..... 8 vs. Hampton, 11/22
Blks 2, 2x, last vs. Furman, 12/9
Stls..... 5 at Seton Hall, 12/2
Assts 4, 2x, last vs. LSU, 1/17
Min..... 37, 3x, last at Florida, 1/20

Season Highs – SEC Games

Pts 14, at Florida, 1/20
FG 6 vs. LSU, 1/17
FGA..... 14 vs. LSU, 1/17
FG % .. .571 (4-7) vs. Vanderbilt, 1/10
FT 5 at Mississippi State, 1/6
FTA..... 14 at Florida, 1/20
FT %500 (4-8) vs. Tennessee, 1/3
Rebs..... 12 vs. LSU, 1/17
Off Rebs 4, 2x, last vs. LSU, 1/17
Def Rebs..... 8 vs. LSU, 1/17
Blks 1, 3x, last at Florida, 1/20
Stls..... 4 vs. Tennessee, 1/3
Assts 4 vs. LSU, 1/17
Min..... 37, 2x, last at Florida, 1/20

2012-13 Game-by-Game Stats

Date	Opponent	GS	MIN	FG-A	3FG-A	FT-A	Reb	PF	A	TO	B	S	TP	
11/9	Elon	*	24	7-11	0-0	1-5	3	0	0	2	0	0	15	
11/12	at LA Tech	*	22	8-10	0-0	1-3	2	3	3	0	0	0	17	
11/15	Savannah State	*	23	4-9	0-0	0-3	12	2	1	2	0	0	8	
11/18	Clemson	*	28	6-12	0-0	4-7	8	3	0	3	0	3	16	
11/22	vs. Hampton	*	28	2-6	0-0	1-9	12	2	2	5	0	1	5	
11/23	vs. Fla. Gulf Coast	*	27	7-12	0-1	1-3	4	2	1	3	0	1	15	
11/24	vs. DePaul	*	37	5-10	0-0	1-7	12	1	0	4	1	1	11	
11/28	Drexel	*	35	5-14	0-0	2-7	8	0	2	3	2	4	12	
12/2	at Seton Hall	*	30	4-8	0-1	1-4	7	1	2	3	0	5	9	
12/9	vs. Furman	*	21	1-6	0-0	0-0	5	2	1	2	2	1	2	
12/19	#1/1 Stanford	*	35	1-9	0-0	3-4	8	3	1	2	0	2	5	
12/21	SC State	*	25	0-5	0-0	1-6	8	0	4	1	2	1	1	
12/29	Western Carolina	*	29	2-8	0-1	0-2	5	0	2	1	1	2	4	
1/3	#12/13 Tennessee	*	29	4-10	0-0	4-8	6	0	1	1	0	4	12	
1/6	at Mississippi State	*	22	1-3	0-0	5-12	5	3	0	2	0	1	7	
1/10	Vanderbilt	*	30	4-7	0-0	1-6	7	3	3	3	1	0	9	
1/13	at #13/12 Georgia	*	37	2-6	0-0	0-0	8	1	1	4	0	1	4	
1/17	LSU	*	35	6-14	0-0	1-3	12	2	4	1	1	1	13	
1/20	at Florida	*	37	5-12	0-0	4-14	9	2	0	1	1	1	14	
Totals			19	554	74-172	0-3	31-103	132	30	28	43	11	29	179
				29.2	.430	.000	.301	7.4		1.5		1.5	9.4	
SEC Totals			6	190	22-52	0-0	15-43	47	11	9	12	3	8	59
				31.7	.423	—	.349	7.8		1.5		1.3	9.8	



ASIA DOZIER

- Has played in every game this season
- Has scored in double figures one time (Savannah State)
- Hit a first-half 3 to give Gamecocks 10-point lead against LSU (Jan. 17)
- Drove from the wing for a basket as part of Gamecocks' 25-5 first-half surge that deflated Vanderbilt (Jan. 10) and was solid defensively to earn 20 minutes of playing time, the most by a Gamecock off the bench
- Buried a 3-pointer as part of team's 12-4 run to close the first half and establish a substantial lead over SC State (Dec. 21)
- Hit a huge second-half 3-pointer against #1/1 Stanford (Dec. 19) to pull within two points
- Posted her first double-digit scoring game with 11 points against Savannah State (Nov. 15)
- Handed out five assists at Louisiana Tech (Nov. 12)
- Pulled down 10 rebounds in her college debut against Elon (Nov. 9)

#31

5-10 • Freshman
Guard
Columbia, S.C.
Spring Valley

Miscellaneous Stats

	2012-13	Career	Career
	Games	Games	Record
Double-Double	0	0	0-0
10+ Points	1	1	1-0
10+ Rebounds	1	1	1-0
5+ Assists	1	1	1-0
Team-High Points	0	0	0-0
Team-High Rebs.	0	0	0-0
Team-High Assts.	1	1	1-0

Career Highs – All Games

Pts 11 vs. Savannah St., 11/15/12
FG 4 vs. Savannah St., 11/15/12
FGA 10 vs. Savannah St., 11/15/12
FG %400 (4-10) vs. Sav. St., 11/15/12
3FG 3 vs. Savannah St., 11/15/12
3FGA 9, 2x, last, vs. SC State, 12/21/12
3FG %333 (3-9) vs. Sav. St., 11/15/13
FT 4 vs. Elon, 11/9/12
FTA 7 vs. Elon, 11/9/12
FT % 1.00 (2-2) vs. Hampton, 11/22/12
Rebs 10 vs. Elon, 11/9/12
Off Rebs 4 vs. Elon, 11/9/12
Def Rebs 6 vs. Elon, 11/9/12
Blks 1, 4x, last at Miss. State, 1/6/13
Stls 2 at LA Tech, 11/12/12
Assts 5 at LA Tech, 11/12/12
Min 26 vs. Elon, 11/9/12

Career – SEC Games

Pts 3, 2x, last vs. LSU, 1/17/13
FG 1, 3x, last vs. LSU, 1/17/13
FGA 7 vs. Tennessee, 1/3/13
FG %250 (1-4) vs. LSU, 1/17/13
3FG 1, 2x, last vs. LSU, 1/17/13
3FGA 5 vs. Tennessee, 1/3/13
3FG %333 (1-3) vs. LSU, 1/17/13
FT 1 at Mississippi State, 1/6/13
FTA 2 at Mississippi State, 1/6/13
FT %500 (1-2) at Miss. State, 1/6/13
Rebs 2, 2x, last at Miss. State, 1/6/13
Off Rebs 1, 2x, last vs. Vandy, 1/10/13
Def Rebs 2 at Mississippi St., 1/6/13
Blks 1 at Mississippi State, 1/6/13
Stls
Assts 2 at Florida, 1/20/13
Min 20 vs. Vanderbilt, 1/10/13

Season Highs – All Games

Pts 11 vs. Savannah St., 11/15
FG 4 vs. Savannah St., 11/15
FGA 10 vs. Savannah St., 11/15
FG %400 (4-10) vs. Sav. St., 11/15
3FG 3 vs. Savannah St., 11/15
3FGA 9, 2x, last, vs. SC State, 12/21
3FG %333 (3-9) vs. Sav. St., 11/15
FT 4 vs. Elon, 11/9
FTA 7 vs. Elon, 11/9
FT % 1.00 (2-2) vs. Hampton, 11/22
Rebs 10 vs. Elon, 11/9
Off Rebs 4 vs. Elon, 11/9
Def Rebs 6 vs. Elon, 11/9
Blks 1, 4x, last at Miss. State, 1/6
Stls 2 at LA Tech, 11/12
Assts 5 at LA Tech, 11/12
Min 26 vs. Elon, 11/9

Season Highs – SEC Games

Pts 3, 2x, last vs. LSU, 1/17
FG 1, 3x, last vs. LSU, 1/17
FGA 7 vs. Tennessee, 1/3
FG %250 (1-4) vs. LSU, 1/17
3FG 1, 2x, last vs. LSU, 1/17
3FGA 5 vs. Tennessee, 1/3
3FG %333 (1-3) vs. LSU, 1/17
FT 1 at Mississippi State, 1/6
FTA 2 at Mississippi State, 1/6
FT %500 (1-2) at Miss. State, 1/6
Rebs 2, 2x, last at Miss. State, 1/6
Off Rebs 1, 2x, last vs. Vanderbilt, 1/10
Def Rebs 2 at Mississippi State, 1/6
Blks 1 at Mississippi State, 1/6
Stls
Assts 2 at Florida, 1/20
Min 20 vs. Vanderbilt, 1/10

2012-13 Game-by-Game Stats

Date	Opponent	GS	MIN	FG-A	3FG-A	FT-A	Reb	PF	A	TO	B	S	TP
11/9	Elon		26	0-8	0-6	4-7	10	4	0	2	1	0	4
11/12	at LA Tech		22	2-5	1-4	0-0	2	2	5	0	0	2	5
11/15	Savannah State		24	4-10	3-9	0-0	3	4	2	1	0	0	11
11/18	Clemson		18	0-4	0-3	0-0	5	0	1	1	0	1	0
11/22	vs. Hampton		19	1-8	1-4	2-2	3	3	0	2	0	0	5
11/23	vs. Fla. Gulf Coast		16	1-6	0-5	0-0	1	5	1	2	0	0	2
11/24	vs. DePaul		4	0-1	0-1	0-0	1	0	0	0	0	0	0
11/28	Drexel		14	1-8	1-6	0-0	1	0	1	0	0	1	3
12/2	at Seton Hall		10	0-1	0-0	0-0	1	0	0	0	0	0	0
12/9	vs Furman		21	1-5	1-5	1-2	2	2	0	0	1	0	4
12/19	#1/1 Stanford		8	2-4	1-3	0-0	0	1	0	0	0	0	5
12/21	SC State		21	1-9	1-9	0-2	4	1	3	2	0	1	3
12/29	Western Carolina		17	2-6	1-1	0-3	2	1	1	2	1	1	5
1/3	#12/13 Tennessee		17	1-7	1-5	0-0	2	0	0	1	0	0	3
1/6	at Mississippi State		9	0-0	0-0	1-2	2	0	0	0	1	0	1
1/10	Vanderbilt		20	1-5	0-3	0-0	1	1	1	1	0	0	2
1/13	at #13/12 Georgia		6	0-2	0-1	0-0	0	0	0	0	0	0	0
1/17	LSU		12	1-4	1-3	0-0	1	2	0	0	0	0	3
1/20	at Florida		7	0-6	0-4	0-0	1	0	2	0	0	0	0
Totals		0	291	18-99	12-72	8-18	42	26	17	14	4	6	56
			15.4	.182	.167	.444	2.2						2.9
SEC Totals		0	71	3-24	2-16	1-2	7	1	3	2	1	0	9
			11.8	.125	.125	.500	1.2						1.5



ELEM IBIAM

- Has played in 17 games this season, missing two due to injury (at LA Tech, Savannah St.)
- Has led the team in rebounding three times (Elon, Furman, Western Carolina)
- Has grabbed double-digit rebounds once (Elon)
- Has scored in double figures once (SC State)
- Blocked two shots midway through the second half at Florida (Jan. 20) to help a 10-0 Gamecock run that kept the Gators at bay
- Grabbed four of her seven rebounds against LSU (Jan. 17) on the offensive end
- Scored eight of her nine points against Vanderbilt (Jan. 10) during 25-5 first-half surge that propelled team to victory, hitting all four of her shot attempts in the run
- Netted all five of her points at Mississippi State (Jan. 6) in the second half as Gamecocks pulled away, blocking two shots as well
- Tied her career high with five blocks against Western Carolina (Dec. 29), tying for third most in Colonial Life Arena history ... Also led team with nine rebounds and scored six of team's last eight first-half points
- Posted seven of her career-high 11 points in the first half against SC State (Dec. 21), including five as part of team's 12-4 run to close the first half to finally establish a substantial lead
- Scored career-high eight points against Furman (Dec. 9), hitting 4-of-8 from the field while grabbing team-high nine rebounds
- Posted her first career double-digit rebound game in season opener against Elon (Nov. 9), pulling in six of her 11 boards on the offensive end

#33

**6-3 • Sophomore
Center
Fayetteville, Ga.
Fayette County**

Miscellaneous Stats

	2012-13 Games	Career Games	Career Record
Double-Double	0	0	0-0
10+ Points	1	1	1-0
10+ Rebounds	1	1	1-0
5+ Blocks	1	2	2-0
Team-High Points	0	0	0-0
Team-High Rebs.	3	4	4-0
Team-High Assts.	0	0	0-0

Career Highs – All Games

Pts 11 vs. SC State, 12/21/21
FG 4, 3x, last vs. WCU, 12/29/12
FGA 8, 2x, last vs. WCU, 12/29/12
FG % 1.000 (2-2) vs. Tennessee, 3/3/12
FT 3, 2x, last at Miss. St., 1/6/13
FTA 5 at Mississippi State, 1/6/13
FT % 1.000 (2-2), 2x, last vs. Eastern Michigan, 3/17/12
Rebs 11 vs. Elon, 11/9/12
Off Rebs 6 vs. Elon, 11/9/12
Def Rebs 6 vs. Furman, 12/9/12
Blks 5, 2x, last vs. WCU, 12/29/12
Stls 1, 5x, last vs. Georgia, 1/13/13
Assts 2 vs. Eastern Michigan, 3/17/12
Min 25 vs. WCU, 12/29/12

Career – SEC Games

Pts 9 vs. Vanderbilt, 1/10/13
FG 4 vs. Vanderbilt, 1/10/13
FGA 6, 2x, last at Miss. St., 1/6/13
FG %800 (4-5) vs. Vandy, 1/10/13
FT 3, 2x, last at Miss. St., 1/6/13
FTA 5 at Mississippi State, 1/6/13
FT %750 (3-4) vs. Alabama, 1/1/12
Rebs 7 vs. LSU, 1/17/13
Off Rebs 4 vs. LSU 1/17/13
Def Rebs 4 vs. Miss. State, 1/29/12
Blks 2, 2x last vs. LSU, 1/17/13
Stls 1, 2x, last vs. Georgia, 1/13/13
Assts 1 vs. Arkansas, 2/9/12
Min 19 at Mississippi State, 1/6

Season Highs – All Games


Pts 11 vs. SC State, 12/21/21
FG 4, 4x, last vs. Vanderbilt, 1/10
FGA 8, 2x, last vs. WCU, 12/29
FG %800 (4-5), 2x, last vs. Vandy, 1/10
FT 3, 2x, last at Mississippi State, 1/6
FTA 5 at Mississippi State, 1/6
FT %750 (3-4) vs. SC State, 12/21
Rebs 11 vs. Elon, 11/9
Off Rebs 6 vs. Elon, 11/9
Def Rebs 6 vs. Furman, 12/9/12
Blks 5 vs. WCU, 12/29
Stls 1, 3x, last vs. Georgia, 1/13
Assts 1 vs. Furman, 12/9/12
Min 25 vs. WCU, 12/29

Season Highs – SEC Games

Pts 9 vs. Vanderbilt, 1/10
FG 4 vs. Vanderbilt, 1/10
FGA 6 at Mississippi State, 1/6
FG %800 (4-5) vs. Vanderbilt, 1/10
FT 3 at Mississippi State, 1/6
FTA 5 at Mississippi State, 1/6
FT %600 (3-5) at Miss. State, 1/6
Rebs 7 vs. LSU, 1/17
Off Rebs 4 vs. LSU, 1/17
Def Rebs 3, 2x, last vs. LSU, 1/17
Blks 2, 2x last vs. LSU, 1/17
Stls 1 vs. Georgia, 1/13
Assts
Min 19 at Mississippi State, 1/6

2012-13 Game-by-Game Stats

Date	Opponent	GS	MIN	FG-A	3FG-A	FT-A	Reb	PF	A	TO	B	S	TP
11/9	Elon	17	2-7	0-0	0-2	11	0	0	3	2	1	4	
11/12	at LA Tech			— DNP (Injury) —									
11/15	Savannah State			— DNP (Injury) —									
11/18	Clemson	13	2-3	0-0	2-3	0	3	0	1	0	0	6	
11/22	vs. Hampton	8	0-1	0-0	1-2	5	1	0	0	1	0	1	
11/23	vs. Fla. Gulf Coast	15	0-3	0-0	2-4	4	0	0	0	0	0	2	
11/24	vs. DePaul	10	0-0	0-0	0-0	1	1	0	0	0	0	0	
11/28	Drexel	12	1-2	0-0	1-2	3	0	0	0	0	0	3	
12/2	at Seton Hall	12	0-4	0-0	0-0	1	1	0	0	1	0	0	
12/9	vs. Furman	22	4-8	0-0	0-2	9	2	1	1	1	0	8	
12/19	#1/1 Stanford	8	0-2	0-0	0-0	3	1	0	1	0	1	0	
12/21	SC State	19	4-5	0-0	3-4	2	3	0	0	1	0	11	
12/29	Western Carolina	25	4-8	0-0	0-1	9	2	1	0	5	1	8	
1/3	#12/13 Tennessee	17	0-4	0-0	0-0	3	2	0	0	1	0	5	
1/6	at Mississippi State	19	1-6	0-0	3-5	3	0	0	0	2	0	5	
1/10	Vanderbilt	13	4-5	0-0	1-3	2	4	0	2	0	0	9	
1/13	at #13/12 Georgia	12	1-2	0-0	0-0	1	2	0	2	0	1	2	
1/17	LSU	12	0-3	0-0	0-0	7	1	0	1	2	0	0	
1/20	at Florida	16	0-3	0-0	1-2	5	1	0	1	2	0	1	
Totals		0	250	23-66	0-0	14-30	69	24	2	12	18	4	60
			14.7	.348	—	.467	4.1			1.1			3.5
SEC Totals		0	89	6-23	0-0	5-10	21	10	0	6	7	1	17
			14.8	.361	—	.500	3.5			1.2			2.8



TIFFANY MITCHELL

- Has started every game this season, the only freshman to earn a start
- Among SEC freshmen, ranks second in rebounding and third in scoring
- Ranks 14th in the league in rebounding
- Has led the team in scoring six times (Clemson, Drexel, Furman, SC State, WCU, Tennessee)
- Has led the team in rebounding four times (at LA Tech, vs. FGCU, at Seton Hall, at Georgia)
- Has posted two double-doubles (at Seton Hall, SC State)
- Has scored in double figures 10 times (at LA Tech, Savannah St., Clemson, Drexel, at Seton Hall, Furman, SC State, WCU, Tennessee, LSU)
- Earned second SEC Freshman of the Week honor for production and key effort in wins over Florida and LSU
- Has pulled down double-digit rebounds five times (vs. FGCU, at Seton Hall, SC State, at Georgia, at Florida)
- Tied her career high with 11 rebounds at Florida (Jan. 20), including six offensive, and hit a pair of free throws to make it a two-possession game with 15 seconds to play
 - Turned in solid all-around game vs. LSU (Jan. 17), including key offensive rebound on missed free throw late in second half to help hold off a Lady Tiger comeback
 - Fought through a tough shooting night at #13/12 Georgia (Jan. 13) to lead team with 10 rebounds
 - Hit clutch 3-pointer in second half to stop 6-0 surge by Vanderbilt (Jan. 10) that pulled the Commodores within 10 points midway through the half
- Tied season high with five offensive boards en route to team-high 14 points against Tennessee (Jan. 3)
- Shot a career-best 83.3 percent (5-of-6) from field en route to team-high 12 points against Western Carolina
- Posted the team's first 20-point game of the season and her second career double-double with career-high 21 points and 11 rebounds (tying career high) against SC State (Dec. 21)
- Played a season-high 34 minutes against #1/1 Stanford (Dec. 19) due to her attacking offense
- Swiped five steals against Furman (Dec. 9) while leading offense with 16 points to tie her career high
- Posted first career double-double with 13-point, 11-rebound effort at Seton Hall (Dec. 2)
- Hit a pair of 3s against Drexel (Nov. 28), including one late in second half to help force overtime
- Named SEC Freshman of the Week after averaging 13.0 points and 6.3 rebounds over three-game span (13 at LA Tech, 10 vs. Savannah State, 16 vs. Clemson)
- Recorded first career double-digit scoring game at Louisiana Tech (Nov. 12)

#25

5-9 • Freshman • Guard
Charlotte, N.C.
Providence Day

Miscellaneous Stats

	2012-13 Games	Career Games	Career Record
Double-Double	2	2	2-0
20+ Points	1	1	1-0
10+ Points	10	10	9-1
10+ Rebounds	5	5	4-1
Team-High Points	6	6	5-1
Team-High Rebs.	4	4	3-1
Team-High Assts.	2	2	2-0

Career Highs – All Games

Pts21 vs. SC State, 12/21/12
 FG8 vs. Furman, 12/9/12
 FGA17 vs. Tennessee, 1/3/13
 FG % .. .833 (5-6) vs. WCU, 12/29/12
 3FG2, 4x, last vs. WCU, 12/29/12
 3FGA4 vs. Savannah St., 11/15/12
 3FG %1.000 (2-2), 3x, last
 vs. WCU, 12/29/12
 FT9 vs. SC State, 12/21/12
 FTA13 vs. SC State, 12/21/12
 FT % ..1.00 (3-3) vs. Tennessee, 1/3/13
 Rebs11, 4x, last at Florida, 1/20/13
 Off Rebs6 at Florida, 1/20/13
 Def Rebs ..8, 2x, last at Seton Hall, 12/2/12
 Blks1, 2x, last vs. LSU 1/17/13
 Stls5 vs. Furman 12/9/12
 Assts4 vs. Savannah State, 11/15/12
 Min36 at Georgia, 1/13/13

Career – SEC Games

Pts14 vs. Tennessee, 1/3/13
 FG5 vs. Tennessee, 1/3/13
 FGA17 vs. Tennessee, 1/3/13
 FG % .. .500 (3-6) vs. Vandy, 1/10/13
 3FG1, 2x, last vs. Vandy, 1/10/13
 3FGA3, 2x, last vs. LSU, 1/17/13
 3FG % .. .333 (1-3) vs. Tennessee, 1/3/13
 FT6 vs. LSU, 1/17/13
 FTA10 vs. LSU, 1/17/13
 FT % ..1.00 (3-3) vs. Tennessee, 1/3/13
 Rebs11 at Florida, 1/20/13
 Off Rebs6 at Florida, 1/20/13
 Def Rebs6 at Georgia, 1/13/13
 Blks1, 2x last vs. LSU, 1/17/13
 Stls3 vs. LSU, 1/17/13
 Assts3, 2x, last at Florida, 1/20/13
 Min36 at Georgia, 1/13/13

Season Highs – All Games

Pts21 vs. SC State, 12/21
 FG8 vs. Furman, 12/9
 FGA17 vs. Tennessee, 1/3
 FG % .. .833 (5-6) vs. WCU, 12/29
 3FG2, 4x, last vs. WCU, 12/29
 3FGA4 vs. Savannah St., 11/15
 3FG %1.000 (2-2), 3x, last
 vs. WCU, 12/29
 FT9 vs. SC State, 12/21
 FTA13 vs. SC State, 12/21
 FT % ..1.00 (3-3) vs. Tennessee, 1/3
 Rebs11, 4x, last at Florida, 1/20
 Off Rebs6 at Florida, 1/20
 Def Rebs8, 2x, last at Seton Hall, 12/2
 Blks1 vs. Stanford 12/19
 Stls5 vs. Furman 12/9
 Assts4 vs. Savannah State, 11/15
 Min36 at Georgia, 1/13

Season Highs – SEC Games

Pts14 vs. Tennessee, 1/3
 FG5 vs. Tennessee, 1/3
 FGA17 vs. Tennessee, 1/3
 FG % .. .500 (3-6) vs. Vanderbilt, 1/10
 3FG1, 2x, last vs. Vandy, 1/10
 3FGA3, 2x, last vs. LSU, 1/17
 3FG % .. .333 (1-3) vs. Tennessee, 1/3
 FT6 vs. LSU, 1/17
 FTA10 vs. LSU, 1/17
 FT % ..1.00 (3-3) vs. Tennessee, 1/3
 Rebs11 at Florida, 1/20
 Off Rebs6 at Florida, 1/20
 Def Rebs6 at Georgia, 1/13
 Blks1, 2x, last vs. LSU, 1/17
 Stls3 vs. LSU, 1/17
 Assts3, 2x, last at Florida, 1/20
 Min36 at Georgia, 1/13

2012-13 Game-by-Game Stats

Date	Opponent	GS	MIN	FG-A	3FG-A	FT-A	Reb	PF	A	TO	B	S	TP
11/9	Elon	*	23	4-6	0-1	1-2	2	1	3	1	0	1	9
11/12	at LA Tech	*	25	5-11	0-2	3-4	8	2	0	2	0	0	13
11/15	Savannah State	*	25	4-11	1-4	1-3	5	1	4	0	0	1	10
11/18	Clemson	*	32	7-11	0-1	2-6	6	3	2	1	0	2	16
11/22	vs. Hampton	*	27	2-9	1-3	2-4	8	3	2	4	0	1	7
11/23	vs. Fla. Gulf Coast	*	28	3-7	0-0	2-2	11	1	3	3	0	1	8
11/24	vs. DePaul	*	29	1-5	0-0	4-8	6	1	0	4	0	2	6
11/28	Drexel	*	29	6-12	2-2	0-0	2	3	1	2	0	3	14
12/2	at Seton Hall	*	28	4-7	2-2	3-9	11	3	1	4	0	1	13
12/9	vs. Furman	*	29	8-13	0-1	0-2	4	1	1	2	0	5	16
12/19	#1/1 Stanford	*	34	1-13	0-3	0-0	5	3	0	3	1	2	2
12/21	SC State	*	31	5-11	2-3	9-13	11	1	2	3	0	2	21
12/29	Western Carolina	*	23	5-6	2-2	0-3	2	4	1	2	0	0	12
1/3	#12/13 Tennessee	*	35	5-17	1-3	3-3	5	0	1	1	0	1	14
1/6	at Mississippi State	*	35	0-4	0-0	5-6	5	2	0	2	0	1	5
1/10	Vanderbilt	*	20	3-6	1-1	0-0	3	4	0	5	1	0	7
1/13	at #13/12 Georgia	*	36	3-10	0-2	0-1	10	1	2	5	0	1	6
1/17	LSU	*	35	3-9	0-3	6-10	7	1	3	3	1	3	12
1/20	at Florida	*	30	2-12	0-2	2-2	11	0	1	3	0	1	6
Totals		19	554	71-180	12-35	43-78	122	35	27	50	3	28	197
			29.2	.394	.343	.551	6.4		1.4			1.5	10.4
SEC Totals		6	191	16-58	2-11	16-22	41	8	7	19	2	7	50
			31.8	.276	.182	.727	6.8		1.2			1.2	8.3



WILKA MONTOUT

- Has played in every game this season
- Has scored in double figures two times (at LA Tech, Furman)
- Hit a 3-pointer to cap a 25-5 first-half surge against Vanderbilt (Jan. 10) and handed out a pair of assists
- Swatted away a pair of shots against Furman (Dec. 9) while contributing 10 points to the offensive effort
- Grabbed five of her six rebounds against Savannah State (Nov. 15) on the offensive end, helping her to nine points
- Scored eight of her 10 points at Louisiana Tech (Nov. 12) during an 11-5 second-half run that put the game out of reach

#12

6-3 • Junior

Center

Cayenne, French Guiana

Northeastern Oklahoma A&M

Miscellaneous Stats

	2012-13	Career	Career
	Games	Games	Record
Double-Double	0	0	0-0
10+ Points	2	2	2-0
10+ Rebounds	0	0	0-0
Team-High Points	0	0	0-0
Team-High Rebs.	0	0	0-0
Team-High Assts.	0	0	0-0

Career Highs – All Games

Pts 12 at LA Tech, 11/12/12
FG 4, 3x, last vs. Furman, 12/9/12
FGA 13 vs. Savannah St., 11/15/12
FG %400 (4-10) at LA Tech, 11/12/12
3FG 1, 3x, last vs. Hampton, 11/22/12
3FGA 3, 2x, last vs. Vanderbilt 1/10/13
3FG %500 (1-2) at LA Tech, 11/15/12
FT 3 at LA Tech, 11/15/12
FTA 4, 2x, last at LA Tech, 11/15/12
FT % 1.000 (2-2), 3x, last at Mississippi State, 1/6
Rebs 6 vs. Savannah St., 11/15/12
Off Rebs 5 vs. Savannah St., 11/15/12
Def Rebs 3 at Mississippi State, 1/6/13
Blks 2 vs. Furman, 12/9/12
Stls 1, 3x, last vs. Hampton, 11/22/12
Assts 2, 2x, last vs. Vanderbilt, 1/10/13
Min 24 vs. Savannah St., 11/15/12

Career – SEC Games

Pts 3 vs. Vanderbilt, 1/10/13
FG 1 vs. Vanderbilt, 1/10/13
FGA 3 vs. Vanderbilt, 1/10/13
FG %333 (1-3) vs. Vandy, 1/10/13
3FG 1 vs. Vanderbilt, 1/10/13
3FGA 3 vs. Vanderbilt, 1/10/13
FG %333 (1-3) vs. Vandy, 1/10/13
FT 2 at Mississippi State, 1/6/13
FTA 2 at Mississippi State, 1/6/13
FT % 1.000 (2-2) at Miss. St., 1/6/13
Rebs 4 at Mississippi State, 1/6/13
Off Rebs 2 vs. Tennessee, 1/3/13
Def Rebs 3 at Mississippi St., 1/6/13
Blks 1 vs. Vanderbilt, 1/10/13
Stls
Assts 2 vs. Vanderbilt, 1/10/13
Min 15 at Mississippi State, 1/6/13

Season Highs – All Games

Pts 12 at LA Tech, 11/12
FG 4, 2x, last vs. Sav. St., 11/15
FGA 13 vs. Savannah St., 11/15
FG %400 (4-10) at LA Tech, 11/12
3FG 1, 3x, last vs. Hampton, 11/22
3FGA 3, 2x, last vs. Vanderbilt 1/10
3FG %500 (1-2) at LA Tech, 11/15
FT 3 at LA Tech, 11/15
FTA 4, 2x, last at LA Tech, 11/15
FT % 1.000 (2-2), 3x, last at Mississippi State, 1/6
Rebs 6 vs. Savannah St., 11/15
Off Rebs 5 vs. Savannah St., 11/15
Def Rebs 3 at Mississippi State, 1/6
Blks 2 vs. Furman, 12/9/12
Stls 1, 3x, last vs. Hampton, 11/22
Assts 2, 2x, last vs. Vanderbilt, 1/10
Min 24 vs. Savannah St., 11/15

Season Highs – SEC Games

Pts 3 vs. Vanderbilt, 1/10
FG 1 vs. Vanderbilt, 1/10
FGA 3 vs. Vanderbilt, 1/10
FG %333 (1-3) vs. Vanderbilt, 1/10
3FG 1 vs. Vanderbilt, 1/10
3FGA 3 vs. Vanderbilt, 1/10
3FG %333 (1-3) vs. Vanderbilt, 1/10
FT 2 at Mississippi State, 1/6
FTA 2 at Mississippi State, 1/6
FT % 1.000 (2-2) at Miss. State, 1/6
Rebs 4 at Mississippi State, 1/6
Off Rebs 2 vs. Tennessee, 1/3
Def Rebs 3 at Mississippi State, 1/6
Blks 1 vs. Vanderbilt, 1/10
Stls
Assts 2 vs. Vanderbilt, 1/10
Min 15 at Mississippi State, 1/6

2012-13 Game-by-Game Stats

Date	Opponent	GS	MIN	FG-A	3FG-A	FT-A	Reb	PF	A	TO	B	S	TP
11/9	Elon	18	0-3	0-2	1-4	2	2	2	1	0	1	1	1
11/12	at LA Tech	23	4-10	1-2	3-4	3	3	0	1	0	0	12	
11/15	Savannah State	24	4-13	1-3	0-0	6	2	0	2	1	0	9	
11/18	Clemson	18	1-6	0-2	2-2	1	3	1	1	0	1	4	
11/22	vs. Hampton	14	1-3	1-1	0-0	2	0	0	2	1	0	3	
11/23	vs. Fla. Gulf Coast	16	1-4	0-0	0-0	5	3	1	1	0	0	2	
11/24	vs. DePaul	6	1-2	0-0	0-0	1	1	0	1	1	0	2	
11/28	Drexel	3	0-1	0-1	0-0	0	0	0	0	0	0	0	
12/2	at Seton Hall	11	1-4	0-1	0-1	1	0	0	0	0	0	2	
12/9	vs. Furman	23	4-9	0-2	2-2	3	1	1	0	2	0	10	
12/19	#1/1 Stanford	3	0-0	0-0	0-0	0	2	0	0	0	0	0	
12/21	SC State	16	0-3	0-2	2-2	1	0	0	2	0	0	2	
12/29	Western Carolina	19	3-8	0-1	0-0	2	0	0	0	0	0	6	
1/3	#12/13 Tennessee	12	0-2	0-1	0-0	2	1	0	1	0	0	0	
1/6	at Mississippi State	15	0-1	0-0	2-2	4	0	0	0	0	0	2	
1/10	Vanderbilt	8	1-3	1-3	0-0	2	1	2	0	1	0	3	
1/13	at #13/12 Georgia	1	0-0	0-0	0-0	0	0	0	0	0	0	0	
1/17	LSU	4	0-3	0-0	0-0	1	0	0	0	0	0	0	
1/20	at Florida	4	0-1	0-0	0-0	0	0	0	0	0	0	0	
Totals		0	238	21-76	4-21	12-17	36	19	7	12	5	3	58
			12.5	.276	.190	.706	2.0						3.1
SEC Totals		0	44	1-10	1-4	2-2	9	2	2	1	1	0	5
			7.3	.100	.250	1.000	2.0						0.8



KhadijahSessions KhadijahSessions

- Has played in every game this season
- Has led the team in scoring once (at Florida)
- Has led the team in assists two times (Furman, at Florida)
- Has scored in double figures once (at Florida)
- Took advantage of a career-high 28 minutes at Florida (Jan. 20) to lead the team in scoring, hitting 6-of-10 from the free throw line, including three in the final 30 seconds to help seal the victory
- Hit all four free throws in the final two minutes against Vanderbilt (Jan. 10) to stymie any ideas of a late comeback for the Commodores
- Matched her season high with eight points against SC State (Dec. 21), shooting 6-of-8 from the free throw line
- Swiped a pair of steals at Seton Hall (Dec. 2)
- Hit her first career 3-pointer against Florida Gulf Coast (Nov. 23)
- Had a well-rounded game against Savannah State (Nov. 15) with four assists, three steals and six points
- Scored her eight points in just 10 minutes on the court against Elon (Nov. 9)

#5

5-8 • Freshman
Guard
Myrtle Beach, S.C.
Myrtle Beach

Miscellaneous Stats

	2012-13	Career	Career
	Games	Games	Record
Double-Double	0	0	0-0
10+ Points	1	1	1-0
10+ Rebounds	0	0	0-0
Team-High Points	1	1	1-0
Team-High Rebs.	0	0	0-0
Team-High Assts.	2	2	2-0

Career Highs – All Games

Pts 15 at Florida, 1/20/13
FG.....3, 4x, last at Florida, 1/20/13
FGA..... 9 at Florida, 1/20/13
FG %... .750 (3-4) vs. Sav. St., 11/15/12
3FG 3 at Florida, 1/20/13
3FGA..... 6 at Florida, 1/20/13
3FG %..... .500 (3-6) at Florida, 1/20/13
FT..... 6, 2x, last at Florida, 1/20/13
FTA..... 10 at Florida, 1/20/13
FT % 1.00 (4-4) at Miss. St., 1/6/13
Rebs..... 5 at Florida, 1/20/13
Off Rebs..... 2, 2x, last at Fla., 1/20/13
Def Rebs..... 3 at Florida, 1/20/13
Blks 1, 2x, last vs. WCU, 12/29/12
Stls..... 3 vs. Savannah State, 11/15/12
Assts 4 vs. Savannah State, 11/15/12
Min..... 28 at Florida, 1/20/13

Career – SEC Games

Pts 15 at Florida, 1/20/13
FG 3 at Florida, 1/20/13
FGA..... 9 at Florida, 1/20/13
FG %333 (3-9) at Florida, 1/20/13
3FG 3 at Florida, 1/20/13
3FGA..... 6 at Florida, 1/20/13
3FG % . .500 (3-6) at Florida, 1/20/13
FT..... 6 at Florida, 1/20/13
FTA..... 10 at Florida, 1/20/13
FT % 1.00 (4-4) at Miss. St., 1/6/13
Rebs..... 5 at Florida, 1/20/13
Off Rebs 2 at Florida, 1/20/13
Def Rebs..... 3 at Florida, 1/20/13
Blks
Stls..... 1 vs. Tennessee, 1/3/13
Assts 2, 2x, last at Florida, 1/20/13
Min..... 28 at Florida, 1/20/13

Season Highs – All Games

Pts 15 at Florida, 1/20
FG..... 3, 4x, last at Florida, 1/20
FGA..... 9 at Florida, 1/20
FG %..... .750 (3-4) vs. Sav. St., 11/15
3FG 3 at Florida, 1/20
3FGA..... 6 at Florida, 1/20
3FG %..... .500 (3-6) at Florida, 1/20
FT..... 6, 2x, last at Florida, 1/20
FTA..... 10 at Florida, 1/20
FT % 1.00 (4-4) at Miss. St., 1/6
Rebs..... 5 at Florida, 1/20
Off Rebs..... 2, 2x, last at Florida, 1/20
Def Rebs..... 3 at Florida, 1/20
Blks 1, 2x, last vs. WCU, 12/29
Stls..... 3 vs. Savannah State, 11/15
Assts 4 vs. Savannah State, 11/15
Min..... 28 at Florida, 1/20/13

Season Highs – SEC Games

Pts 15 at Florida, 1/20
FG 3 at Florida, 1/20
FGA..... 9 at Florida, 1/20
FG %..... .333 (3-9) at Florida, 1/20
3FG 3 at Florida, 1/20
3FGA..... 6 at Florida, 1/20
3FG %..... .500 (3-6) at Florida, 1/20
FT..... 6 at Florida, 1/20
FTA..... 10 at Florida, 1/20
FT % 1.00 (4-4) at Miss. St., 1/6
Rebs..... 5 at Florida, 1/20
Off Rebs 2 at Florida, 1/20
Def Rebs..... 3 at Florida, 1/20
Blks
Stls..... 1 vs. Tennessee, 1/3
Assts 2, 2x, last at Florida, 1/20
Min..... 28 at Florida, 1/20

2012-13 Game-by-Game Stats

Date	Opponent	GS	MIN	FG-A	3FG-A	FT-A	Reb	PF	A	TO	B	S	TP
11/9	Elon	10	3-7	0-1	2-3	0	1	0	1	0	0	8	
11/12	at LA Tech	8	1-1	0-0	1-2	1	0	1	1	0	1	3	
11/15	Savannah State	19	3-4	0-1	0-0	3	1	4	1	0	3	6	
11/18	Clemson	15	0-3	0-2	3-5	1	1	1	2	0	0	3	
11/22	vs. Hampton	9	1-2	0-0	0-0	1	0	1	3	0	0	2	
11/23	vs. Fla. Gulf Coast	21	2-5	1-3	0-0	1	2	2	1	0	1	5	
11/24	vs. DePaul	21	2-8	0-1	2-3	1	1	0	0	0	0	6	
11/28	Drexel	7	1-1	1-1	0-2	0	0	0	1	0	1	3	
12/2	at Seton Hall	15	1-5	0-2	1-3	1	0	1	0	0	2	3	
12/9	vs. Furman	23	2-5	0-3	3-4	2	1	2	1	1	1	7	
12/19	#1/1 Stanford	9	0-1	0-1	0-0	0	1	0	0	0	0	0	
12/21	SC State	17	1-2	0-0	6-8	1	0	1	2	0	1	8	
12/29	Western Carolina	18	3-6	1-2	0-0	2	0	2	2	1	0	7	
1/3	#12/13 Tennessee	9	0-1	0-1	1-2	1	1	0	1	0	1	1	
1/6	at Mississippi State	12	0-1	0-1	5-7	0	2	1	3	0	0	5	
1/10	Vanderbilt	14	0-2	0-2	4-4	2	1	1	0	0	0	4	
1/13	at #13/12 Georgia	1	0-1	0-1	0-0	0	0	0	1	0	0	0	
1/17	LSU	6	0-1	0-1	0-0	0	1	2	1	0	0	0	
1/20	Florida	28	3-9	3-6	6-10	5	2	2	2	0	0	15	
Totals		0	262	23-65	6-29	34-53	22	15	21	23	2	11	71
			13.8	.364	.207	.642	1.2		1.1				4.5
SEC Totals		0	70	3-15	3-12	16-23	8	7	6	6	0	1	25
			11.7	.200	.250	.769	0.6		1.0				4.2



IEASIA WALKER

#2

**5-8 • Senior
Guard
Amityville, N.Y.
Copague**

- Named to the 2012 Preseason All-SEC Second Team
- Has started every game this season, 89 in her career
- Is one of just 12 Gamecocks to collect 1,000 career points (vs. LSU, Jan. 17) and 200 career steals (vs. WCU, Dec. 29) – 28th to reach 1,000 points, 13th to reach 200 steals
- Ranks ninth in the SEC in minutes played per game (31.7) and eighth in steals per game (2.7); is among league's top-30 scorers in conference play
- Has led the team in scoring two times (vs. DePaul, LSU)
- Has led the team in assists 10 times (Elon, at LA Tech, Savannah St., Clemson, Drexel, Stanford, WCU, Tennessee, Vandy, at Georgia)
- Has led the team in rebounding two times (Clemson, Tennessee)
- Has scored in double figures eight times (Elon, at LA Tech, Savannah St., vs. DePaul, Stanford, Tennessee, Vanderbilt, LSU), including one 20-point game (LSU)
 - Has handed out five or more assists three times (at LA Tech, Savannah St., Vandy)
 - Has swiped three more steals nine times (Elon, Clemson, Furman, Stanford, SC State, WCU, Vandy, at Georgia, LSU)
 - Scored her 1,000th career point among her game-high 24 against LSU (Jan. 17), hitting four 3s and swiping five steals
 - Tied career high with six steals at #13/12 Georgia (Jan. 13), including five in the second half as she tried to will team to victory, adding seven points, seven rebounds and three assists
- Posted eight of her 12 points against Vanderbilt (Jan. 10) in the first half and handed out four of her five assists in the second half to help stave off any Commodore comeback

Miscellaneous Stats

	2012-13 Games	Career Games	Career Record		2012-13 Games	Career Games	Career Record
Dbl-Dbl	0	1	1-0	5+ Assists	3	16	13-3
30+ Points	0	1	1-0	5+ Steals	5	9	6-3
20+ Points	1	5	3-2	Tm-High Pts	2	22	12-10
10+ Points	8	51	31-20	Tm-High Rebs	2	10	6-4
10+ Rebs	0	1	1-0	Tm-High Assts	10	38	23-15

Career Highs – All Games

Pts 30 vs. Clemson, 11/18/10
FG 13 vs. Clemson, 11/18/10
FGA 23 vs. Tennessee, 1/20/11
FG %750 (3-4), 2x, last vs. Sav. St. 11/15/12
3FG 4, 2x, last vs. LSU, 1/17/13
3FGA 9, 3x, last vs. LSU, 1/17/13
3FG % 1.000 (2-2) vs. Clemson, 11/18/10
FT 8, 2x, last at Alabama, 2/19/12
FTA 14 vs. Ole Miss, 3/3/11
FT % 1.000 (6-6) vs. Tenn., 2/17/11
Rebs 11 at Ole Miss, 1/16/11
Off Rebs 6 vs. Tennessee, 1/20/11
Def Rebs 9 at Ole Miss, 1/16/11
Blks 2, 6x, last vs. SC State, 12/21/12
Stls 6, 3x, last at Georgia, 1/13/13
Assts 8 at LA Tech, 11/12/12
Min 43, 2x, last vs. Drexel, 11/28/12

Career – SEC Games

Pts 24, 2x, last vs. LSU, 1/17/13
FG 10 vs. Tennessee, 1/20/11
FGA 23 vs. Tennessee, 1/20/11
FG %600 (3-5) vs. Kentucky, 1/14/10
3FG 4, 2x, last vs. LSU, 1/17/13
3FGA 9, 2x, last vs. LSU 1/17/13
3FG % 1.000 (2-2) at Auburn, 2/4/10
FT 8, 2x, last at Alabama, 2/19/12
FTA 10, 3x, last at Alabama, 2/19/12
FT % 1.000 (6-6) at Tennessee, 2/17/11
Rebs 11 at Ole Miss, 1/16/11
Off Rebs 6 vs. Tennessee, 1/20/11
Def Rebs 9 at Ole Miss, 1/16/11
Blks 2, 2x, last vs. Miss. St., 1/29/12
Stls 6 at Georgia, 1/13/13
Assts 7 vs. Mississippi State, 1/29/12
Min 43 at Ole Miss, 1/16/11

Season Highs – All Games

Pts 24 vs. LSU, 1/17
FG 9, vs. LSU, 1/17
FGA 16 vs. LSU, 1/17
FG %750 (3-4) vs. Sav. St., 11/15
3FG 4, vs. LSU, 1/17
3FGA 9, vs. LSU 1/17
3FG %750 (3-4) vs. Sav. St., 11/15
FT 5 vs. Clemson, 11/18
FTA 6 at Mississippi State, 1/6
FT % 1.000 (5-5) vs. Clemson, 11/18
Rebs 8 vs. Clemson, 11/18
Off Rebs 3 vs. Elon, 11/9
Def Rebs 6, 2x, last vs. Tennessee, 1/3
Blks 2 vs. SC State, 12/21
Stls 6, 2x, last at Georgia, 1/13
Assts 8 at LA Tech, 11/12
Min 43 vs. Drexel, 11/28

Season Highs – SEC Games

Pts 24 vs. LSU, 1/17
FG 9 vs. LSU, 1/17
FGA 16 vs. LSU, 1/17
FG %563 (9-16) vs. LSU, 1/17
3FG 4 vs. LSU, 1/17
3FGA 9 vs. LSU, 1/17
3FG %444 (4-9) vs. LSU, 1/17
FT 4 at Mississippi State, 1/6
FTA 8 at Georgia, 1/13
FT % 1.000 (2-2) vs. LSU, 1/17
Rebs 7, 2x, last at Georgia, 1/13
Off Rebs 1, 3x, last at Georgia, 1/13
Def Rebs 6, 2x, last at Georgia, 1/13
Blks 1, 3x, last vs. LSU, 1/17
Stls 6 at Georgia, 1/13
Assts 5 vs. Vanderbilt, 1/10
Min 39 at Georgia, 1/13

2012-13 Game-by-Game Stats

Date	Opponent	GS	MIN	FG-A	3FG-A	FT-A	Reb	PF	A	TO	B	S	TP
11/9	Elon	*	24	5-12	0-3	3-3	4	1	4	1	0	3	13
11/12	at LA Tech	*	35	3-10	3-6	1-2	3	2	8	1	1	2	10
11/15	Savannah State	*	29	3-4	3-4	1-2	1	1	5	5	0	0	10
11/18	Clemson	*	31	2-7	0-4	5-5	8	1	4	5	0	4	9
11/22	vs. Hampton	*	34	2-7	2-5	0-4	2	1	1	5	0	0	6
11/23	vs. Fla. Gulf Coast	*	25	2-6	2-5	0-0	1	0	2	2	0	0	6
11/24	vs. DePaul	*	32	4-11	0-3	3-4	6	0	0	2	1	1	11
11/28	Drexel	*	43	1-10	1-4	3-4	2	2	2	2	1	2	6
12/2	at Seton Hall	*	36	2-7	2-5	0-3	3	2	1	4	1	1	6
12/9	vs. Furman	*	21	4-10	0-3	1-1	3	1	1	2	0	5	9
12/19	#1/1 Stanford	*	35	5-15	2-5	3-4	3	4	3	0	0	4	15
12/21	SC State	*	28	0-3	0-1	0-0	1	3	3	5	2	6	0
12/29	Western Carolina	*	28	3-5	1-1	2-3	1	3	4	1	0	5	9
1/3	#12/13 Tennessee	*	31	4-12	2-6	0-0	7	2	3	4	1	0	10
1/6	at Mississippi State	*	28	2-6	0-0	4-6	4	2	1	4	0	1	8
1/10	Vanderbilt	*	34	5-11	1-3	1-4	3	1	5	2	1	3	12
1/13	at #13/12 Georgia	*	39	2-11	0-5	3-8	7	2	3	5	0	6	7
1/17	LSU	*	37	9-16	4-9	2-2	2	2	0	0	1	5	24
1/20	at Florida	*	26	3-9	2-4	0-0	4	4	0	1	0	1	8
Totals			19	596	61-172	25-76	32-55	65	34	50	50	9	179
				31.4	.355	.329	.582	3.4	2.6			2.6	9.4
SEC Totals			6	195	25-65	9-27	10-20	25	13	12	17	3	16
				32.5	.385	.333	.500	4.5	2.0			2.7	11.5



Aleighsa Welch

#24

**6-0 • Sophomore
Forward
Goose Creek, S.C.
Goose Creek**

Miscellaneous Stats

	2012-13 Games	Career Games	Career Record
Double-Double	6	6	6-0
10+ Points	13	23	19-4
10+ Rebounds	8	10	9-1
Team-High Points	7	11	7-4
Team-High Rebs.	7	23	20-3
Team-High Assts.	2	2	2-0

- Has started every game this season
- Has amassed six double-doubles (Savannah St., vs. Hampton, vs. FGCU, Drexel, at Seton Hall, SC State) – the first of her career
- Leads the SEC in offensive rebounds per game (4.4), ranks fifth in total rebounds per game and is 19th in scoring
- Has led the team in scoring seven times (Savannah St., vs. Hampton, at Seton Hall, Stanford, Miss. St., Vandy, at Georgia)
- Has led the team in rebounding seven times (at LA Tech, Savannah St., vs. FGCU, Drexel, SC State, Miss. St., at Florida)
- Has scored in double figures 13 times (at LA Tech, Savannah St., vs. Hampton, vs. FGCU, Drexel, at Seton Hall, Furman, Stanford, SC State, Miss. St., Vandy, at Georgia, LSU)
- Has pulled down double-digit rebounds eight times (Savannah St., vs. Hampton, vs. FGCU, vs. DePaul, Drexel, at Seton Hall, SC State, at Florida)
 - Reeled in nine of her 12 rebounds at Florida (Jan. 20) in the second half and tied her career high with eight offensive
 - Hit four free throws in final minute to seal win against LSU (Jan. 17) to cap off 14-point, seven-rebound effort
 - Tied her career high with 19 points at #13/12 Georgia (Jan. 13), hitting 8-of-10 from the field, and made the play that resulted in a pair of Sancheon White free throws to pull Gamecocks within a point in the final 45 seconds
- Led team in points, rebounds and assists at Mississippi State (Jan. 6), adding a career-high three assists to her 16 points and seven rebounds
- Scored eight of her team-high 13 points against Vanderbilt (Jan. 10) in just 11 minutes of first-half action
- Limited by foul trouble to just nine minutes in first half against #12/13 Tennessee (Jan. 3), finishing with just six points and five rebounds
- Tied her career high with eight offensive rebounds among her 14 against SC State (Dec. 21) while also adding 16 points for her sixth double-double of the season
- Scored 13 of her 17 points against #1/1 Stanford (Dec. 19) in the second half, including a free throw to tie the game with 1:14 left to play
- Snagged a career-high 15 rebounds against Drexel (Nov. 28), the second-most in the SEC this season
- Named Paradise Jam Most Outstanding Player after averaging 10.3 points and 9.3 rebounds to guide team to the Reef Division title
- Scored 10 of team's first 13 second-half points to pull away from Hampton (Nov. 22)
- Posted first career double-double with 13 points and 12 rebounds against Savannah State (Nov. 15)
- Was great on the inside at Louisiana Tech (Nov. 12), to finish with 14 points, eight rebounds, two blocks and two steals

Career Highs – All Games

Pts 19, 2x, last at Georgia, 1/13/13
FG 8 at Georgia, 1/13/13
FGA 11 at Seton Hall, 12/2/12
FG %... 1.000 (4-4) vs. Presby., 11/27/11
FT 10 at Xavier, 11/30/11
FTA 15 at Xavier, 11/30/11
FT %... 1.000 (3-3) vs. SC St., 12/14/11
Rebs 15 vs. Drexel, 11/28/12
Off Rebs 8, 4x, last at Florida, 1/20/13
Def Rebs 8 vs. Savannah St., 11/15/12
Blks 4 at NC State, 12/4/11
Stls 3, 2x, last vs. Elon, 11/9/12
Assts 3 at Mississippi State, 1/6/13
Min 42 vs. Drexel, 11/28/12

Career – SEC Games

Pts 19, 2x, last at Georgia, 1/13/13
FG 8 at Georgia, 1/13/13
FGA 10, 3x, last at Georgia, 1/13/13
FG %... 1.000 (3-3), 3x, last at Ark., 2/9/12
FT 6, 2x, last vs. LSU, 1/17/13
FTA 9 vs. LSU, 1/17/13
FT %... .833 (5-6) vs. Vanderbilt, 1/5/12
Rebs 12 at Florida, 1/20/13
Off Rebs 8 at Florida, 1/20/13
Def Rebs 7 at Tennessee, 2/2/12
Blks 2, 3x, last vs. Florida, 2/12/12
Stls 2, 2x, last vs. Florida, 2/12/12
Assts 3 at Mississippi State, 1/6/13
Min 38 at Florida, 1/20/13

Season Highs – All Games

Pts 19 at Georgia, 1/13
FG 8 at Georgia, 1/13
FGA 11 at Seton Hall, 12/2
FG %... .857 (6-7), 2x, last vs. FGCU, 11/23
FT 6, 4x, last vs. LSU, 1/17
FTA 9, 2x, last vs. LSU 1/17
FT % ... 1.000 (3-3) vs. Sav. St., 11/15
Rebs 15 vs. Drexel, 11/28
Off Rebs 8, 3x, last at Florida, 1/20
Def Rebs 8 vs. Savannah St., 11/15
Blks 2 at LA Tech, 11/12
Stls 3 vs. Elon, 11/9
Assts 3 at Mississippi State, 1/6
Min 42 vs. Drexel, 11/28

Season Highs – SEC Games

Pts 19 at Georgia, 1/13
FG 8 at Georgia, 1/13
FGA 10 at Georgia, 1/13
FG %800 (8-10) at Georgia, 1/13
FT 6, 2x, last vs. LSU, 1/17
FTA 9 vs. LSU, 1/17
FT %800 (4-5) at Florida, 1/20
Rebs 12 at Florida, 1/20
Off Rebs 8 at Florida, 1/20
Def Rebs 4, 3x, last at Florida, 1/20
Blks 1 at Florida, 1/20
Stls 1, 4x, last at Florida, 1/20
Assts 3 at Mississippi State, 1/6
Min 38 at Florida, 1/20

2012-13 Game-by-Game Stats

Date	Opponent	GS	MIN	FG-A	3FG-A	FT-A	Reb	PF	A	TO	B	S	TP
11/9	Elon	*	25	4-6	0-0	1-2	9	1	1	2	0	3	9
11/12	at LA Tech	*	26	4-6	0-0	6-8	8	3	1	0	2	2	14
11/15	Savannah State	*	22	5-6	0-0	3-3	12	0	0	1	0	0	13
11/18	Clemson	*	25	2-4	0-0	3-5	6	2	0	3	1	1	7
11/22	vs. Hampton	*	31	6-7	0-0	4-6	11	0	1	7	0	1	16
11/23	vs. Fla. Gulf Coast	*	23	6-7	0-0	2-3	11	1	0	1	0	0	14
11/24	vs. DePaul	*	26	3-7	0-0	3-6	10	3	1	2	0	0	9
11/28	Drexel	*	42	5-7	1-1	1-3	15	1	0	2	0	0	12
12/2	at Seton Hall	*	32	5-11	0-0	4-4	10	1	0	2	0	1	14
12/9	vs. Furman	*	17	3-4	0-0	5-6	3	0	0	0	0	0	11
12/19	#1/1 Stanford	*	34	7-10	0-0	3-6	5	3	2	0	0	0	17
12/21	SC State	*	26	5-6	0-0	6-9	14	0	0	2	0	1	16
12/29	Western Carolina	*	18	3-4	0-0	2-2	6	0	2	1	0	1	8
1/3	#12/13 Tennessee	*	22	3-7	0-0	0-1	5	2	0	1	0	0	6
1/6	at Mississippi State	*	31	5-9	0-0	6-8	7	4	3	0	0	0	16
1/10	Vanderbilt	*	29	6-8	0-0	1-2	5	2	1	1	0	1	13
1/13	at #13/12 Georgia	*	33	8-10	0-0	3-5	5	2	1	2	0	1	19
1/17	LSU	*	32	4-7	0-0	6-9	3	3	2	2	0	1	14
1/20	at Florida	*	38	2-8	0-0	4-5	12	1	0	0	1	1	8
Totals			19	532	86-134	1-1	63-93	161	29	15	30	4	236
				28.0	.642	1.000	.677	8.5					12.4
SEC Totals			6	185	28-49	0-0	20-30	41	14	7	6	1	76
				30.8	.571	—	.667	6.8		1.2			12.7



SANCHEON WHITE

- Has started every game this season
- Has led the team in rebounding three times (at LA Tech, Tennessee, Vandy)
- Has scored in double figures three times (vs. FGCU, vs. DePaul, Miss. St.)
- In SEC play, ranks 10th in the league in steals
- Swiped three steals for the third-straight game and hit free throws to pull Gamecocks within a point in final 45 seconds at #13/12 Georgia (Jan. 13)
- Dominated defensively against Vanderbilt (Jan. 10), swiping three steals, blocking three shots and playing key role in holding SEC's most accurate 3-point shooting team to just 2-of-7 from behind the arc, all while snagging a game-high eight rebounds
- Matched her career high with 11 points at Mississippi State (Jan. 6), including nine in the second half sparked by three steals she turned into layups to help the Gamecocks pull away
 - Tied for team-high honors with seven rebounds against #12/13 Tennessee (Jan. 3) to go with seven points
 - Challenged for three offensive rebounds against #1/1 Stanford (Dec. 19) and scored a pull-up jumper to give team 44-42 lead with 2:33 left to play
 - Hit tying 3-pointer to send Drexel game (Nov. 28) to overtime and blocked potential game-tying 3-point attempt in last 10 seconds of extra period
 - Scored a career-high 11 points against Florida Gulf Coast (Nov. 23) and followed it with 10 points against DePaul the next day to help team win Paradise Jam Reef Division title

#20

5-10 • Senior
Guard
Hammond, Ind.
Central Arizona College

Miscellaneous Stats

	2012-13	Career	Career
	Games	Games	Record
Double-Double	0	0	0-0
10+ Points	3	5	5-0
10+ Rebounds	0	1	0-1
Team-High Points	0	0	0-0
Team-High Rebs.	3	6	3-3
Team-High Assts.	2	4	4-0

Career Highs – All Games

Pts 11, 2x, last at Miss. St., 1/6/13
 FG 5, 3x, last at Miss. St., 1/6/13
 FGA 11 vs. FGCU, 11/23/12
 FG %800 (4-5) at Xavier, 11/30/11
 3FG 2 vs. Kentucky, 1/15/12
 3FGA 4 at Illinois, 11/11/11
 3FG %... 1.000 (2-2) vs. Kentucky 1/15/12
 FT 4, 2x, last at Seton Hall, 12/2/12
 FTA 5 vs. Savannah St., 12/21/11
 FT % ... 1.000 (4-4) at Seton Hall, 12/2/12
 Rebs 13 at Auburn, 1/19/12
 Off Rebs 6 at Auburn, 1/19/12
 Def Rebs 7 at Auburn, 1/19/12
 Blks 4 vs. Drexel, 11/28/12
 Stls... 3, 5x, last vs. Vanderbilt, 1/10/13
 Assts ... 3, 2x, last vs. Presby., 11/27/11
 Min 40 vs. Drexel, 11/28/12

Career – SEC Games

Pts 11 at Mississippi State, 1/6/13
 FG 5 at Mississippi State, 1/6/13
 FGA 9, 3x, last at Miss. St., 1/6/13
 FG % .. 1.000 (2-2) at Arkansas, 2/9/12
 3FG 2 vs. Kentucky, 1/15/12
 3FGA 3 vs. LSU, 1/17/13
 3FG %... 1.000 (2-2) vs. Kentucky 1/15/12
 FT 3 vs. Vanderbilt, 1/10/13
 FTA 3 vs. Vanderbilt, 1/10/13
 FT % .. 1.00 (3-3) vs. Vanderbilt, 1/10/13
 Rebs 13 at Auburn, 1/19/12
 Off Rebs 6 at Auburn, 1/19/12
 Def Rebs 7 at Auburn, 1/19/12
 Blks 3 vs. Vanderbilt, 1/10/13
 Stls 3, 3x, last at Georgia, 1/13/13
 Assts 3 vs. LSU, 1/17/13
 Min 35 at Georgia, 1/13/13

Season Highs – All Games

Pts 11, 2x, last at Mississippi St., 1/6
 FG 5, 3x, last at Mississippi St., 1/6
 FGA 11 vs. FGCU, 11/23
 FG %714 (5-7) vs. DePaul, 11/24
 3FG 1, 6x, last vs. WCU, 12/29
 3FGA 3, 3x, last vs. LSU, 1/17
 3FG %... .500 (1-2), 2x, last vs. Drexel, 11/28
 FT 4 at Seton Hall, 12/2
 FTA 4 at Seton Hall, 12/2
 FT % .. 1.000 (4-4) at Seton Hall, 12/2
 Rebs 8, 2x, last vs. Vanderbilt, 1/10
 Off Rebs 5 at LA Tech, 11/12
 Def Rebs 6 vs. Vanderbilt, 1/10
 Blks 4 vs. Drexel, 11/28
 Stls 3, 5x, last at Georgia, 1/13
 Assts 2, 7x, last vs. Vanderbilt, 1/10
 Min 40 vs. Drexel, 11/28

Season Highs – SEC Games

Pts 11 at Mississippi State, 1/6
 FG 5 at Mississippi State, 1/6
 FGA 9, 2x, last at Mississippi St., 1/6
 FG %556 (5-9) at Miss. St., 1/6
 3FG 3 vs. LSU, 1/17
 3FGA 3 vs. LSU, 1/17
 3FG % 3 vs. Vanderbilt, 1/10
 FT 3 vs. Vanderbilt, 1/10
 FTA 3 vs. Vanderbilt, 1/10
 FT % 1.00 (3-3) vs. Vanderbilt, 1/10
 Rebs 8 vs. Vanderbilt, 1/10
 Off Rebs 3, 2x, last at Miss. St., 1/6
 Def Rebs 6 vs. Vanderbilt, 1/10
 Blks 3 vs. Vanderbilt, 1/10
 Stls 3, 3x, last at Georgia, 1/13
 Assts 3 vs. LSU, 1/17
 Min 35 at Georgia, 1/13

2012-13 Game-by-Game Stats

Date	Opponent	GS	MIN	FG-A	3FG-A	FT-A	Reb	PF	A	TO	B	S	TP
11/9	Elon	*	13	4-6	0-0	0-0	1	1	2	0	0	0	8
11/12	at LA Tech	*	33	2-7	0-1	0-0	8	2	2	1	1	2	4
11/15	Savannah State	*	20	3-7	1-2	2-2	4	2	1	0	0	0	9
11/18	Clemson	*	20	1-3	0-2	1-2	6	3	0	1	1	1	3
11/22	vs. Hampton	*	30	0-3	0-0	0-0	6	2	0	0	0	1	0
11/23	vs. Fla. Gulf Coast	*	29	5-11	1-1	0-1	5	0	2	2	0	3	11
11/24	vs. DePaul	*	35	5-7	0-1	0-1	5	2	0	1	0	1	10
11/28	Drexel	*	40	1-7	1-2	2-2	4	3	2	0	4	2	5
12/2	at Seton Hall	*	26	2-6	0-2	4-4	1	0	0	0	1	1	8
12/9	vs. Furman	*	23	1-6	0-1	0-0	2	1	2	0	2	3	2
12/19	#1/1 Stanford	*	34	2-9	1-3	0-0	3	1	0	1	1	1	5
12/21	SC State	*	17	1-6	1-3	0-0	1	3	0	2	0	0	3
12/29	Western Carolina	*	23	3-5	1-1	0-0	2	2	2	1	0	0	7
1/3	#12/13 Tennessee	*	28	3-9	0-2	1-2	7	1	1	1	0	0	7
1/6	at Mississippi State	*	29	5-9	0-1	1-2	6	3	0	1	0	3	11
1/10	Vanderbilt	*	32	1-5	0-0	3-3	8	3	2	3	3	3	5
1/13	at #13/12 Georgia	*	35	0-5	0-2	2-2	4	4	1	4	0	3	2
1/17	LSU	*	27	0-5	0-3	0-0	2	4	3	1	0	0	0
1/20	at Florida	*	14	0-4	0-1	0-0	3	5	1	1	0	0	0
Totals		19	508	39-120	6-28	16-21	78	42	21	20	13	24	100
			26.7	.325	.214	.762	4.1	2.2	1.1	1.3	0.7	1.3	5.3
<i>SEC Totals</i>		6	165	9-37	0-9	7-9	30	20	8	11	3	9	25
			27.5	.243	.000	.778	5.0	3.3	1.3	1.8	0.5	1.0	4.2



Official Basketball Box Score -- Game Totals -- Final Statistics
Elon vs South Carolina
 11/09/12 7 p.m. at Columbia, S.C./Colonial Life Arena



Elon 44 • 0-1

#	Player	Total		3-Ptr		Rebounds			PF	TP	A TO Blk Stl				Min
		FG-FGA	FG-FGA	FT-FTA	FT-FTA	Off Def Tot	Off Def Tot	Off Def Tot			A TO Blk Stl	A TO Blk Stl	A TO Blk Stl	A TO Blk Stl	
02	EVANS, Kelsey	f	2-7	0-0	4-4	1 2 3	3 8	0 1 1 1	26						
01	STEPHENSON, Zora	g	2-3	1-2	0-0	0 1 1	1 5	0 0 0 1	23						
11	FORD, Ali	g	3-6	1-3	1-2	0 1 1	3 8	2 8 0 1	30						
23	HARRIS, Kelsey	g	0-8	0-1	2-2	6 3 9	1 2	1 1 1 0	26						
24	COFFER, Sam	g	2-6	0-1	2-2	2 3 5	2 6	0 2 0 0	26						
05	REDMOND, Shon		5-13	0-0	0-1	2 3 5	4 10	1 7 0 1	22						
10	HUDSON, Lauren		0-0	0-0	0-0	0 0 0	0 0	0 0 0 0	3						
15	RAZOR, Nicole		0-1	0-0	0-0	0 0 0	0 0	0 1 0 0	2						
21	COCHRAN, Shannen		1-2	0-0	1-2	2 2 4	5 3	0 0 0 1	14						
22	FARMER, Jessica		1-3	0-0	0-0	1 1 2	3 2	0 2 1 2	20						
32	CARTER, Autumn		0-5	0-0	0-0	0 0 0	1 0	0 0 0 0	8						
Team						2 1 3									
Totals			16-54	2-7	10-13	16 17 33	23 44	4 22 3 7	200						
FG % 1st Half: 10-25 40.0%			2nd half: 6-29 20.7%		Game: 16-54 29.6%	Deadball Rebounds 1,1									
3FG % 1st Half: 1-2 50.0%			2nd half: 1-5 20.0%		Game: 2-7 28.6%										
FT % 1st Half: 4-4 100.0%			2nd half: 6-9 66.7%		Game: 10-13 76.9%										

South Carolina 77 • 1-0

#	Player	Total		3-Ptr		Rebounds			PF	TP	A TO Blk Stl				Min
		FG-FGA	FG-FGA	FT-FTA	FT-FTA	Off Def Tot	Off Def Tot	Off Def Tot			A TO Blk Stl	A TO Blk Stl	A TO Blk Stl	A TO Blk Stl	
21	BRUNER, Ashley	f	7-11	0-0	1-5	3 0 3	0 15	0 2 0 0	24						
24	WELCH, Aleighsa	f	4-6	0-0	1-2	5 4 9	1 9	1 2 0 3	25						
03	WALKER, Ieasia	g	5-12	0-3	3-3	3 1 4	1 13	4 1 0 3	24						
20	WHITE, Sancheon	g	4-6	0-0	0-0	0 1 1	1 8	2 0 0 0	13						
25	MITCHELL, Tiffany	g	4-6	0-1	1-2	0 2 2	1 9	3 1 0 1	23						
05	SESSIONS, Khadijah		3-7	0-1	2-3	0 0 0	1 8	0 1 0 0	10						
12	MONTOUT, Wilka		0-3	0-2	1-4	2 0 2	2 1	2 1 0 1	18						
15	DAVIS, Tiffany		2-4	0-1	2-2	1 2 3	1 6	3 2 0 5	20						
31	DOZIER, Asia		0-8	0-6	4-7	4 6 10	4 4	0 2 1 0	26						
33	IBIAM, Elem		2-7	0-0	0-2	6 5 11	0 4	0 3 2 1	17						
Team						5 3 8									
Totals			31-70	0-14	15-30	29 24 53	12 77	15 15 3 14	200						
FG % 1st Half: 17-30 56.7%			2nd half: 14-40 35.0%		Game: 31-70 44.3%	Deadball Rebounds 7									
3FG % 1st Half: 0-3 0.0%			2nd half: 0-11 0.0%		Game: 0-14 0.0%										
FT % 1st Half: 7-13 53.8%			2nd half: 8-17 47.1%		Game: 15-30 50.0%										

Officials: Kelly Johnson, Ed Sidlasky, Kim Thebo
 Technical fouls: Elon-None. South Carolina-None.
 Attendance: 2912

Score by periods	1st	2nd	Total
Elon	25	19	44
South Carolina	41	36	77

Last FG - ELON 2nd-05:13, SC 2nd-01:11.
 Largest lead - ELON None, SC by 33 2nd-01:11.

Score tied - 0 times.
 Lead changed - 0 times.



Official Basketball Box Score -- Game Totals -- Final Statistics
South Carolina vs Louisiana Tech
 11/12/12 7 p.m. at Thomas Assembly Center Ruston, La.



South Carolina 82 • 2-0, 0-0 SEC

#	Player	Total		3-Ptr		Rebounds			PF	TP	A TO Blk Stl				Min
		FG-FGA	FG-FGA	FT-FTA	FT-FTA	Off Def Tot	Off Def Tot	Off Def Tot			A TO Blk Stl	A TO Blk Stl	A TO Blk Stl	A TO Blk Stl	
02	WALKER, Ieasia	*	3-10	3-6	1-2	1 2 3	2 10	8 1 1 2	35						
20	WHITE, Sancheon	*	2-7	0-1	0-0	5 3 8	2 4	2 1 1 2	33						
21	BRUNER, Ashley	*	8-10	0-0	1-3	0 2 2	3 17	3 0 0 0	22						
24	WELCH, Aleighsa	*	4-6	0-0	6-8	4 4 8	3 14	1 0 2 2	26						
25	MITCHELL, Tiffany	*	5-11	0-2	3-4	2 6 8	2 13	0 2 0 0	25						
05	SESSIONS, Khadijah		1-1	0-0	1-2	1 0 1	0 3	1 1 0 1	8						
12	MONTOUT, Wilka		4-10	1-2	3-4	1 2 3	3 12	0 1 0 0	23						
15	DAVIS, Tiffany		1-1	1-1	1-2	0 1 1	0 4	0 0 0 0	6						
31	DOZIER, Asia		2-5	1-4	0-0	1 1 2	2 5	5 0 0 2	22						
Team						0 6 6		1							
Totals			30-61	6-16	16-25	15 27 42	17 82	20 7 4 9	200						
FG % 1st Half: 14-33 42.4%			2nd half: 16-28 57.1%		Game: 30-61 49.2%	Deadball Rebounds 4									
3FG % 1st Half: 4-9 44.4%			2nd half: 2-7 28.6%		Game: 6-16 37.5%										
FT % 1st Half: 8-12 66.7%			2nd half: 8-13 61.5%		Game: 16-25 64.0%										

Louisiana Tech 58 • 0-2, 0-0 WAC

#	Player	Total		3-Ptr		Rebounds			PF	TP	A TO Blk Stl				Min
		FG-FGA	FG-FGA	FT-FTA	FT-FTA	Off Def Tot	Off Def Tot	Off Def Tot			A TO Blk Stl	A TO Blk Stl	A TO Blk Stl	A TO Blk Stl	
01	Borum, Janay	*	2-6	0-0	0-0	0 1 1	2 4	5 4 0 1	20						
02	Frazier, Whitney	*	1-7	0-1	1-2	0 2 2	4 3	0 1 0 1	23						
04	Vucinic, Jelena	*	0-2	0-1	0-0	0 0 0	1 0	0 0 0 0	17						
10	Lewis, Brittany	*	3-5	1-1	3-4	2 3 5	0 10	0 0 0 0	21						
23	Perry, Lulu	*	6-14	2-7	2-4	0 2 2	0 16	3 2 0 0	38						
00	Hayes, Courtney		2-4	0-1	0-0	1 4 5	3 4	2 0 0 0	13						
03	Bryant, Jasmine		3-6	0-0	4-4	2 2 4	4 10	0 1 0 0	19						
15	Jefferson, Brittney		0-3	0-0	2-6	0 3 3	2 2	0 0 0 1	26						
21	Andrews, Kanedria		0-0	0-0	0-0	0 0 0	2 0	0 1 0 0	6						
30	Anderson, Tavasha		3-4	0-0	3-4	1 0 1	1 9	1 2 0 0	15						
33	Langston, Savanna		0-0	0-0	0-0	0 0 0	0 0	1 0 0 0	2						
Team						0 4 4		1							
Totals			20-51	3-11	15-24	6 21 27	19 58	12 12 0 3	200						
FG % 1st Half: 10-25 40.0%			2nd half: 10-26 38.5%		Game: 20-51 39.2%	Deadball Rebounds 7									
3FG % 1st Half: 1-4 25.0%			2nd half: 2-7 28.6%		Game: 3-11 27.3%										
FT % 1st Half: 6-10 60.0%			2nd half: 9-14 64.3%		Game: 15-24 62.5%										

Officials: Marlon Ramsey, John Fletcher, Kyle Bacon
 Technical fouls: South Carolina-None. Louisiana Tech-None.
 Attendance: 2160

Score by periods	1st	2nd	Total
South Carolina	40	42	82
Louisiana Tech	27	31	58

Last FG - SC 2nd-00:56, LATECH 2nd-01:14.
 Largest lead - SC by 24 2nd-00:56, LATECH by 1 1st-19:25.

Score tied - 2 times.
 Lead changed - 1 time.



Official Basketball Box Score -- Game Totals -- Final Statistics
Savannah State vs South Carolina
 11/15/12 7 p.m. at Columbia, S.C./Colonial Life Arena



Savannah State 47 • 1-1

#	Player		Total		3-Ptr		Rebounds			PF	TP	A TO Blk Stl				Min	
			FG-FGA	FG-FGA	FT-FTA	Off	Def	Tot	Off			Def	Tot				
14	HOGUE, Erin	f	3-9	0-0	3-7	3	4	7	2	9	1	1	0	1	32		
24	GREENE, Charmaine	f	1-3	0-0	0-0	2	1	3	3	2	0	1	1	1	14		
04	NORMAN, Jasmine	g	4-7	1-2	0-0	1	1	2	1	9	1	1	1	1	19		
23	KALU, Ezinne	g	4-13	0-1	2-5	1	2	3	3	10	3	3	0	1	37		
35	THOMAS, Andrietta	g	4-10	0-0	4-4	1	2	3	1	12	1	2	0	0	27		
05	UBA, Blessing		0-2	0-1	0-0	1	0	1	1	0	0	1	0	0	15		
11	CUK, Smiljana		0-0	0-0	0-0	0	1	1	0	0	0	0	0	0	4		
13	THOMAS, Jasmine		0-0	0-0	0-0	0	1	1	0	0	0	1	0	0	11		
15	WILLIAMS, Jerryshia		0-1	0-0	0-0	0	1	1	0	0	0	0	0	0	11		
21	KIRKLAND, Jasmine		0-0	0-0	0-0	0	1	1	0	0	0	1	0	1	7		
22	TAYLOR, Alexandria		2-2	1-1	0-0	0	0	0	2	5	2	1	2	0	9		
55	FRAZIER, Chantrell		0-3	0-0	0-0	0	0	0	0	0	0	0	1	1	14		
Team							1	2	3								
Totals						18-50	2-5	9-16	10-16	26	13	47	8	12	5	6	200
FG % 1st Half: 7-24			29.2%	2nd half: 11-26			42.3%	Game: 18-50			36.0%						Deadball Rebounds 4
3FG % 1st Half: 0-3			0.0%	2nd half: 2-2			100.0	Game: 2-5			40.0%						
FT % 1st Half: 6-10			60.0%	2nd half: 3-6			50.0%	Game: 9-16			56.3%						



Official Basketball Box Score -- Game Totals -- Final Statistics
Hampton vs South Carolina
 11/22/12 2:15 p.m.AST at St. Thomas, U.S. Virgin Islands



Hampton 34 • 4-1

#	Player	Total		3-Ptr		Rebounds			PF	TP	A TO Blk Stl				Min
		FG-FGA	FG-FGA	FT-FTA	Off Def Tot	PF	TP	A TO Blk Stl							
13	AVANT, Keiara	f	1-9	0-1	6-6	2	1	3	4	8	0	3	0	1	35
21	BENNETT, Alyssa	f	5-20	1-4	2-6	1	7	8	3	13	0	6	0	2	40
33	WARD, Brielle	f	0-1	0-0	0-0	0	1	1	3	0	0	1	0	0	7
01	COLE, Kenia	g	0-1	0-0	2-2	0	4	4	1	0	2	1	0	3	26
02	HAMILTON, Nicole	g	2-15	0-5	2-2	1	2	3	2	6	3	3	1	3	40
11	PHILIPS, Ariel	g	1-1	0-0	0-0	0	1	1	2	2	0	1	0	2	16
15	JORDAN, Ryan	g	0-2	0-0	0-0	0	0	0	2	0	0	0	0	0	4
23	GUILFORD, JoNiquia	g	0-0	0-0	0-0	0	1	1	0	0	0	0	0	2	5
24	ALLEN, Olivia	g	2-6	1-2	0-0	0	2	2	2	5	0	0	0	0	14
25	BRUNSON, Delia	g	0-0	0-0	0-0	0	0	0	2	0	1	0	0	0	6
42	AUDAIN, Brascia	g	0-2	0-0	0-0	0	1	2	1	0	0	0	0	0	7
Team						5	2	7							
Totals			11-57	2-12	10-16	10	22	32	22	34	6	15	1	13	200

FG % 1st Half: 5-24 20.8% 2nd half: 6-33 18.2% Game: 11-57 19.3% Deadball Rebounds 3,1
 3FG % 1st Half: 1-4 25.0% 2nd half: 1-8 12.5% Game: 2-12 16.7%
 FT % 1st Half: 2-4 50.0% 2nd half: 8-12 66.7% Game: 10-16 62.5%

South Carolina 45 • 5-0

#	Player	Total		3-Ptr		Rebounds			PF	TP	A TO Blk Stl				Min
		FG-FGA	FG-FGA	FT-FTA	Off Def Tot	PF	TP	A TO Blk Stl							
21	BRUNER, Ashley	f	2-6	0-0	1-9	4	8	12	2	5	2	5	0	1	28
24	WELCH, Aleighsa	f	6-7	0-0	4-6	6	5	11	0	16	1	7	0	1	31
25	MITCHELL, Tiffany	f	2-9	1-3	2-4	0	8	8	3	7	2	4	0	1	27
02	WALKER, Ieasia	g	2-7	2-5	0-0	0	2	2	1	6	1	5	0	0	34
20	WHITE, Sancheon	g	0-3	0-0	0-0	2	4	6	2	0	0	0	0	1	30
05	SESSIONS, Khadijah	g	1-2	0-0	0-0	0	1	1	0	2	1	3	0	0	9
12	MONTOUT, Wilka	g	1-3	1-1	0-0	1	1	2	0	3	0	2	0	1	14
33	DOZIER, Asia	g	1-8	1-4	2-2	0	3	3	3	5	0	2	0	0	19
31	IBIAM, Elem	g	0-1	0-0	1-2	0	5	5	1	1	0	0	1	0	8
Team						5	2	7							
Totals			15-46	5-13	10-27	18	39	57	12	45	7	29	1	5	200

FG % 1st Half: 7-27 25.9% 2nd half: 8-19 42.1% Game: 15-46 32.6% Deadball Rebounds 7
 3FG % 1st Half: 3-6 50.0% 2nd half: 2-7 28.6% Game: 5-13 38.5%
 FT % 1st Half: 2-4 50.0% 2nd half: 8-23 34.8% Game: 10-27 37.0%

Score by periods				1st	2nd	Total				
Hampton				13	21	34				
South Carolina				19	26	45				

Last FG - HAM 2nd-01:40, SC 2nd-02:08.
 Largest lead - HAM None, SC by 15 2nd-11:30.

Score tied - 0 times.
 Lead changed - 0 times.



Official Basketball Box Score -- Game Totals -- Final Statistics
DePaul vs South Carolina
 11/24/12 4:30 p.m.AST at St. Thomas, U.S. Virgin Islands



DePaul 46 • 5-2

#	Player	Total		3-Ptr		Rebounds			PF	TP	A TO Blk Stl				Min
		FG-FGA	FG-FGA	FT-FTA	Off Def Tot	PF	TP	A TO Blk Stl							
31	PENNY, Jasmine	f	3-11	1-1	0-0	2	2	4	4	7	0	0	0	0	30
51	HARRY, Katherine	f	5-11	0-2	0-0	2	3	5	3	10	2	2	0	0	31
12	HRYNKO, Brittany	g	1-13	1-8	1-2	2	2	4	3	4	6	5	0	1	38
13	JENKINS, Chanise	g	3-10	0-3	0-0	1	3	4	5	6	2	2	0	0	28
21	ROGOWSKI, Megan	g	5-11	2-4	1-2	4	4	8	1	13	0	1	0	3	34
20	REYNOLDS, Kelsey	g	0-2	0-0	0-0	0	0	0	2	0	2	0	0	1	22
22	SCHULTE, Brooke	g	0-0	0-0	0-0	0	1	1	1	0	0	0	0	0	1
44	HARVEY-CARR, Brandi	g	1-4	0-0	0-0	1	0	1	1	2	0	0	0	0	9
54	SMITH, KELSEY	g	1-2	0-0	2-2	0	0	0	1	4	0	0	0	0	7
Team						1	3	4							
Totals			19-64	4-18	4-6	13	18	31	21	46	12	11	0	6	200

FG % 1st Half: 9-30 30.0% 2nd half: 10-34 29.4% Game: 19-64 29.7% Deadball Rebounds 2,3
 3FG % 1st Half: 2-8 25.0% 2nd half: 2-10 20.0% Game: 4-18 22.2%
 FT % 1st Half: 1-2 50.0% 2nd half: 3-4 75.0% Game: 4-6 66.7%

South Carolina 55 • 7-0

#	Player	Total		3-Ptr		Rebounds			PF	TP	A TO Blk Stl				Min
		FG-FGA	FG-FGA	FT-FTA	Off Def Tot	PF	TP	A TO Blk Stl							
21	BRUNER, Ashley	f	5-10	0-0	1-7	5	7	12	1	11	0	4	1	1	37
24	WELCH, Aleighsa	f	3-7	0-0	3-6	5	5	10	3	9	1	2	0	0	26
02	WALKER, Ieasia	g	4-11	0-3	3-4	2	4	6	0	11	0	2	1	1	32
20	WHITE, Sancheon	g	5-7	0-1	0-1	2	3	5	2	10	0	1	0	1	35
25	MITCHELL, Tiffany	g	1-5	0-0	4-8	1	5	6	1	6	0	4	0	2	29
05	SESSIONS, Khadijah	g	2-8	0-1	2-3	0	1	1	1	6	0	0	0	0	21
12	MONTOUT, Wilka	g	1-2	0-0	0-0	0	1	1	1	2	0	1	1	0	6
31	DOZIER, Asia	g	0-1	0-1	0-0	0	1	1	0	0	0	0	0	0	4
33	IBIAM, Elem	g	0-0	0-0	0-0	0	1	1	1	0	0	0	0	0	10
Team						0	4	4							
Totals			21-51	0-6	13-29	15	32	47	10	55	1	14	3	5	200

FG % 1st Half: 10-30 33.3% 2nd half: 11-21 52.4% Game: 21-51 41.2% Deadball Rebounds 10
 3FG % 1st Half: 0-4 0.0% 2nd half: 0-2 0.0% Game: 0-6 0.0%
 FT % 1st Half: 2-5 40.0% 2nd half: 11-24 45.8% Game: 13-29 44.8%

Score by periods				1st	2nd	Total				
DePaul				21	25	46				
South Carolina				22	33	55				

Last FG - DPU 2nd-00:49, SC 2nd-03:06.
 Largest lead - DPU by 3 2nd-17:45, SC by 14 2nd-03:06.

Score tied - 3 times.
 Lead changed - 5 times.



Official Basketball Box Score -- Game Totals -- Final Statistics
South Carolina vs Florida Gulf Coast
 11/23/12 4:30 p.m.AST at St. Thomas, U.S. Virgin Islands



South Carolina 65 • 6-0

#	Player	Total		3-Ptr		Rebounds			PF	TP	A TO Blk Stl				Min
		FG-FGA	FG-FGA	FT-FTA	Off Def Tot	PF	TP	A TO Blk Stl							
21	BRUNER, Ashley	f	7-12	0-1	1-3	3	1	4	2	15	1	3	0	1	27
24	WELCH, Aleighsa	f	6-7	0-0	2-3	6	5	11	1	14	0	1	0	0	23
02	WALKER, Ieasia	g	2-6	2-5	0-0	0	1	1	0	6	2	2	0	0	25
20	WHITE, Sancheon	g	5-11	1-1	0-1	3	2	5	0	11	2	2	0	3	29
25	MITCHELL, Tiffany	g	3-7	0-0	2-2	5	6	11	1	8	3	3	0	1	28
05	SESSIONS, Khadijah	g	2-5	1-3	0-0	1	0	1	2	5	2	1	0	1	21
12	MONTOUT, Wilka	g	1-4	0-0	0-0	3	2	5	3	2	1	1	0	0	16
31	DOZIER, Asia	g	1-6	0-5	0-0	1	0	1	5	2	1	2	0	0	16
33	IBIAM, Elem	g	0-3	0-0	2-4	1	3	4	0	2	0	0	0	0	15
Team						1	2	3							
Totals			27-61	4-15	7-13	24	22	46	14	65	12	15	0	6	200

FG % 1st Half: 14-29 48.3% 2nd half: 13-32 40.6% Game: 27-61 44.3% Deadball Rebounds 2,2
 3FG % 1st Half: 3-9 33.3% 2nd half: 1-6 16.7% Game: 4-15 26.7%
 FT % 1st Half: 1-3 33.3% 2nd half: 6-10 60.0% Game: 7-13 53.8%

Florida Gulf Coast 46 • 2-3

03	MEADOR, Katie	f	1-1	0-0	0-0	3	0	3	5	2	1	2	0	0	24	
02	GRADINIAN, Taylor	g	1-5	1-3	1-2	0	3	3	1	4	0	2	0	0	21	
05	HANSEN, Sarah	g	7-12	1-4	3-4	3	3	6	2	18	3	0	0	1	29	
23	ADAMS, Betsy	g	0-6	0-6	0-0	0	1	1	3	0	2	4	0	2	36	
30	IAMSTRONG, Joyce	g	2-7	2-6	0-0	0	2	2	5	6	0	3	0	2	25	
04	MURRELL, Bethany		0-1	0-1	0-0	1	0	1	1	0	0	0	0	0	6	
11	MOORE, Amanda		1-1	1-1	2-2	0	0	0	1	5	0	1	0	1	12	
12	HAAS, Stephanie		0-1	0-1	0-0	0	0	0	0	0	1	2	0	0	10	
13	CHATZIGIAKOURI,Anth		2-6	2-6	0-0	0	1	1	1	6	2	1	1	0	17	
21	GLUESING, Jaime		2-4	0-1	1-3	0	1	1	0	5	0	1	1	0	20	
Team						1	1	2								
Totals			16-44	7-29	7-11	8	12	20	19	46	9	16	2	6	200	
FG % 1st Half: 10-23			43.5%	2nd half: 6-21	28.6%	Game: 16-44			36.4%							Deadball
3FG % 1st Half: 5-16			31.3%	2nd half: 2-13	15.4%	Game: 7-29			24.1%							Rebounds
FT % 1st Half: 1-2			50.0%	2nd half: 6-9	66.7%	Game: 7-11			63.6%							0,2



Official Basketball Box Score -- Game Totals -- Final Statistics
#- /24 South Carolina vs Seton Hall
12/2/12 2:00 PM at South Orange, N.J. (Walsh Gymnasium)



#- /24 South Carolina 55 • 9-0

#	Player	Total		3-Ptr		Rebounds			PF	TP	A TO Blk Stl				Min
		FG-FGA	FG-FGA	FT-FTA	Off Def Tot	PF	TP	A TO Blk Stl							
21	BRUNER, Ashley	f	4-8	0-1	1-4	3	4	7	1	9	2	3	0	5	30
24	WELCH, Aleighsa	f	5-11	0-0	4-4	7	3	10	1	14	0	2	0	1	32
02	WALKER, Ieasia	g	2-7	2-5	0-3	1	2	3	2	6	1	4	1	1	36
20	WHITE, Sancheon	g	2-6	0-2	4-4	1	0	1	0	8	0	0	1	1	26
25	MITCHELL, Tiffany	g	4-7	2-2	3-9	3	8	11	3	13	1	4	0	1	28
05	SESSIONS, Khadijah	g	1-5	0-2	1-3	1	0	1	0	3	1	0	0	2	15
12	MONTOUT, Wilka	g	1-4	0-1	0-1	1	0	1	0	2	0	0	0	0	11
31	DOZIER, Asia	g	0-1	0-0	0-0	0	1	1	0	0	0	0	0	0	10
33	IBIAM, Elem	g	0-4	0-0	0-0	0	1	1	1	0	0	0	1	0	12
Team					0	2	2				1				
Totals			19-53	4-13	13-28	17	21	38	8	55	5	14	3	11	200

FG % 1st Half: 10-31 32.3% 2nd half: 9-22 40.9% Game: 19-53 35.8% Deadball Rebounds 9,2
3FG % 1st Half: 1-7 14.3% 2nd half: 3-6 50.0% Game: 4-13 30.8%
FT % 1st Half: 3-9 33.3% 2nd half: 10-19 52.6% Game: 13-28 46.4%

Seton Hall 42 • 3-5

#	Player	Total		3-Ptr		Rebounds			PF	TP	A TO Blk Stl				Min
		FG-FGA	FG-FGA	FT-FTA	Off Def Tot	PF	TP	A TO Blk Stl							
13	MASEKO, Alexandra	f	4-6	0-0	0-0	0	0	0	4	8	1	2	0	1	22
44	JOHNSON, Janee	f	3-8	0-0	0-0	2	7	9	2	6	0	2	2	1	35
02	MORRIS, Brittany	g	4-11	2-4	0-0	0	5	5	3	10	2	2	0	1	38
05	BROWN, Alexis	g	3-5	0-0	1-2	0	1	1	5	7	3	5	0	3	28
11	SIMMONS, Ka-Deidre	g	3-7	1-1	0-0	0	1	1	1	7	5	4	0	4	39
01	RICHARDSON-SMITH, J	g	0-4	0-1	0-0	0	1	1	0	0	0	1	2	0	8
03	EKEDIGWE, Chizoba	g	0-1	0-0	0-0	1	1	2	5	0	0	2	1	0	10
15	WEBB, Brittany	g	0-0	0-0	0-0	0	1	1	2	0	0	1	0	1	5
22	GREEN, Terry	g	1-3	1-2	0-0	0	3	3	1	3	0	0	0	0	9
55	JONES, Breanna	g	0-0	0-0	1-2	0	0	0	0	1	0	0	0	0	6
Team					0	3	3				1				
Totals			18-45	4-8	2-4	3	23	26	23	42	11	20	5	11	200

FG % 1st Half: 10-21 47.6% 2nd half: 8-24 33.3% Game: 18-45 40.0% Deadball Rebounds 3
3FG % 1st Half: 1-2 50.0% 2nd half: 3-6 50.0% Game: 4-8 50.0%
FT % 1st Half: 1-2 50.0% 2nd half: 1-2 50.0% Game: 2-4 50.0%

Officials: Denise Brooks, Amy Bonner, Ed Sidlasky
Technical fouls: #- /24 South Carolina-None. Seton Hall-TEAM.

Attendance: 432
Unsporting Technical Foul on SHU HC Anne Donovan with 9:01 remaining in 2nd half.

Score by periods	1st	2nd	Total
#- /24 South Carolina	24	31	55
Seton Hall	22	20	42

Last FG - SC 2nd-00:31, SHU 2nd-01:07.

Largest lead - SC by 16 2nd-04:04, SHU by 6 1st-05:14.

Score tied - 2 times.
Lead changed - 5 times.



Official Basketball Box Score -- Game Totals -- Final Statistics
#1/1 Stanford vs #21/17 South Carolina
12/19/12 7:40 p.m. at Columbia, S.C./Colonial Life Arena



#1/1 Stanford 53 • 10-0

#	Player	Total		3-Ptr		Rebounds			PF	TP	A TO Blk Stl				Min
		FG-FGA	FG-FGA	FT-FTA	Off Def Tot	PF	TP	A TO Blk Stl							
03	Ruef, Mikaela	f	2-3	0-0	0-0	0	6	6	3	4	0	1	0	0	22
13	Ogwumike, Chiney	f	8-16	0-0	5-7	2	13	15	3	21	0	4	4	0	40
44	Tinkle, Joslyn	f	0-1	0-0	0-0	1	6	7	3	0	1	2	7	1	36
03	Kokenis, Toni	g	4-13	0-1	7-7	0	1	1	14	15	0	3	0	1	35
33	Orange, Amber	g	5-11	0-0	1-1	1	3	4	1	11	3	7	0	2	37
04	Greenfield, Taylor	g	0-1	0-1	0-0	0	0	0	0	0	0	0	0	0	11
23	Camp, Jasmine	g	0-0	0-0	0-0	0	0	0	0	0	0	1	0	0	3
25	Payne, Erica	g	0-0	0-0	0-0	0	0	0	0	0	0	0	0	0	3
41	Samuelson, Bonnie	g	0-2	0-2	2-2	1	2	3	1	2	0	0	0	0	13
Team					4	2	6								
Totals			19-47	0-4	15-17	9	33	42	15	53	4	18	11	4	200

FG % 1st Half: 9-23 39.1% 2nd half: 10-24 41.7% Game: 19-47 40.4% Deadball Rebounds 1,1
3FG % 1st Half: 0-3 0.0% 2nd half: 0-1 0.0% Game: 0-4 0.0%
FT % 1st Half: 6-8 75.0% 2nd half: 9-9 100.0% Game: 15-17 88.2%

#21/17 South Carolina 49 • 10-1

#	Player	Total		3-Ptr		Rebounds			PF	TP	A TO Blk Stl				Min
		FG-FGA	FG-FGA	FT-FTA	Off Def Tot	PF	TP	A TO Blk Stl							
21	BRUNER, Ashley	f	1-9	0-0	3-4	2	6	8	3	5	1	2	0	2	35
24	WELCH, Aleighsa	f	7-10	0-0	3-6	1	4	5	3	17	2	0	0	0	34
02	WALKER, Ieasia	g	5-15	2-5	3-4	1	2	3	4	15	3	0	0	4	35
20	WHITE, Sancheon	g	2-9	1-3	0-0	3	0	3	1	5	0	1	1	1	34
25	MITCHELL, Tiffany	g	1-13	0-3	0-0	2	3	5	3	2	0	3	1	2	34
05	SESSIONS, Khadijah	g	0-1	0-1	0-0	0	0	0	1	0	0	0	0	0	9
12	MONTOUT, Wilka	g	0-0	0-0	0-0	0	0	0	2	0	0	0	0	0	3
31	DOZIER, Asia	g	2-4	1-3	0-0	0	0	0	1	5	0	0	0	0	8
33	IBIAM, Elem	g	0-2	0-0	0-0	2	1	3	1	0	0	1	0	1	8
Team					2	2	4								
Totals			18-63	4-15	9-14	13	18	31	19	49	6	7	2	10	200

FG % 1st Half: 8-33 24.2% 2nd half: 10-30 33.3% Game: 18-63 28.6% Deadball Rebounds 3,2
3FG % 1st Half: 1-4 25.0% 2nd half: 3-11 27.3% Game: 4-15 26.7%
FT % 1st Half: 2-3 66.7% 2nd half: 7-11 63.6% Game: 9-14 64.3%

Officials: Lisa Mattingly, Tina Napier, Michael Price
Technical fouls: #1/1 Stanford-None. #21/17 South Carolina-None.

Attendance: 8118

Score by periods	1st	2nd	Total
#1/1 Stanford	24	29	53
#21/17 South Carolina	19	30	49

Last FG - STAN 2nd-00:53, SC 2nd-00:03.

Largest lead - STAN by 7 1st-09:15, SC by 2 2nd-04:32.

Score tied - 5 times.
Lead changed - 6 times.



Official Basketball Box Score -- Game Totals -- Final Statistics
Furman vs #- /21 South Carolina
12/9/12 3 p.m. at Columbia, S.C./Colonial Life Arena



Furman 35 • 3-5

#	Player	Total		3-Ptr		Rebounds			PF	TP	A TO Blk Stl				Min
		FG-FGA	FG-FGA	FT-FTA	Off Def Tot	PF	TP	A TO Blk Stl							
21	WILKINS, Holli	f	1-6	0-0	2-2	0	2	2	4	4	0	3	0	0	27
33	GRISWOLD, Teshia	f	2-9	1-5	4-4	2	2	4	0	9	1	0	0	0	38
03	NORWOOD, Erica	g	2-10	0-1	0-0	0	4	4	4	4	1	6	0	0	24
15	BRYAN, Savonia	g	0-2	0-0	0-0	0	4	4	2	0	0	2	0	0	20
31	HODGES, Brittany	g	3-6	0-0	4-4	3	4	7	4	10	0	3	1	0	38
11	REIMER, Courtney	g	0-0	0-0	0-0	0	0	0	0	0	0	0	0	1	2
12	ELLIS, Kelsey	g	0-1	0-0	0-0	0	1	1	0	0	0	0	0	0	9
14	MURPHY, Kaitlin	g	2-7	1-2	0-0	1	1	2	1	5	0	5	0	0	21
20	THOMPSON, Raegan	g	1-4	1-2	0-0	0	1	1	0	3	0	1	0	0	12
23	PETERSON, Alexis	g	0-1	0-0	0-0	1	2	3	0	0	0	2	0	0	7
42	GOODWIN, Shianne	g	0-0	0-0	0-0	0	0	0	0	0	0	0	0	0	2
Team					2	3	5				2				
Totals			11-46	3-10	10-10	9	24	33	15	35	2	24	2	0	200

FG % 1st Half: 5-22 22.7% 2nd half: 6-24 25.0% Game: 11-46 23.9% Deadball Rebounds 0
3FG % 1st Half: 0-3 0.0% 2nd half: 3-7 42.9% Game: 3-10 30.0%
FT % 1st Half: 10-10 100.0 2nd half: 0-0 0.0% Game: 10-10 100.0

#- /21 South Carolina 69 • 10-0

#-/21 South Carolina 69 • 10-0																
#	Player		Total		3-Ptr		Rebounds			PF	TP	A TO Blk Stl				Min
			FG-FGA	FG-FGA	FT-FTA	Off	Def	Tot								
21	BRUNER, Ashley	f	1-6	0-0	0-0	4	1	5	2	2	1	2	2	1	21	
24	WELCH, Aleighsa	f	3-4	0-0	5-6	2	1	3	0	11	0	1	0	0	17	
02	WALKER, Ieasia	g	4-10	0-3	1-1	1	2	3	1	9	1	1	0	5	21	
20	WHITE, Sancheon	g	1-6	0-1	0-0	1	1	2	1	2	2	0	2	3	23	
25	MITCHELL, Tiffany	g	8-13	0-1	0-2	2	2	4	1	16	1	2	0	5	29	
05	SESSIONS, Khadijah	g	2-5	0-3	3-4	0	2	2	1	7	2	1	1	1	23	
12	MONTOUT, Wilka	g	4-9	0-2	2-2	2	1	3	1	10	1	0	2	0	23	
31	DOZIER, Asia	g	1-5	1-5	1-2	0	2	2	2	4	0	0	1	0	21	
33	IBIAM, Elem	g	4-8	0-0	0-2	3	6	9	2	8	1	1	1	0	22	
Team						1	6	7								
Totals																



Official Basketball Box Score -- Game Totals -- Final Statistics
Western Carolina vs #19/16 South Carolina
 12/29/12 7 p.m. at Columbia, S.C./Colonial Life Arena



Western Carolina 44 • 3-8

#	Player	Total		3-Ptr		Rebounds			PF	TP	A TO Blk Stl			Min
		FG-FGA	FG-FGA	FT-FTA	Off Def Tot	PF	TP	A TO Blk Stl						
11	HUNNICUTT, Diamond	f	1-3	0-0	1-2	0	1	0	3	0	3	0	0	18
21	ABRAHAM, Alex	f	1-3	0-0	0-0	1	3	4	3	2	1	0	1	26
34	TERRY, Shauna	f	2-6	0-0	1-1	1	1	2	4	5	0	1	0	15
03	HADEN, Hana	g	1-2	1-1	0-0	0	0	0	0	3	2	1	0	23
20	LANE, Ali	g	1-5	0-0	0-0	3	3	6	2	2	1	5	0	25
05	MCKINNEY, Janae'	g	1-4	0-0	0-0	0	1	1	0	2	0	1	0	16
14	THACKER, Nancy	g	0-0	0-0	0-0	0	0	0	0	0	0	0	0	2
15	SIMPSON, Lindsay	g	4-7	1-3	0-1	2	0	2	1	9	0	1	0	16
23	WAKAMA, Rena	g	2-8	0-1	0-0	2	3	5	0	4	1	2	0	14
25	JOSEPH, Erika	g	1-2	0-0	0-0	1	0	1	1	2	0	0	0	8
32	CAMPBELL, Makensey	g	3-3	1-1	2-2	0	0	0	2	9	0	0	0	13
33	LYON, Kristen	g	0-1	0-0	1-2	0	0	0	1	1	2	0	0	9
35	BURLESON, Lindsey	g	0-0	0-0	0-0	0	1	1	0	0	0	0	0	2
43	STEWART, Melanie	g	1-2	0-0	0-0	0	1	1	2	2	0	3	2	13
Team						2	3	5						
Totals			18-46	3-6	5-8	12	17	29	16	44	8	20	2	200

FG % 1st Half: 8-19 42.1% 2nd half: 10-27 37.0% Game: 18-46 39.1%
 3FG % 1st Half: 1-2 50.0% 2nd half: 2-4 50.0% Game: 3-6 50.0%
 FT % 1st Half: 1-2 50.0% 2nd half: 4-6 66.7% Game: 5-8 62.5%

Deadball Rebounds 1

#19/16 South Carolina 66 • 12-1

#	Player	Total		3-Ptr		Rebounds			PF	TP	A TO Blk Stl			Min
		FG-FGA	FG-FGA	FT-FTA	Off Def Tot	PF	TP	A TO Blk Stl						
21	BRUNER, Ashley	f	2-8	0-1	0-2	2	3	5	0	4	2	1	1	29
24	WELCH, Aleighsa	f	3-4	0-0	2-2	3	3	6	0	8	2	1	0	18
02	WALKER, Ieasia	g	3-5	1-1	2-3	0	1	1	3	9	4	1	0	28
20	WHITE, Sancheon	g	3-5	1-1	0-0	1	1	2	2	7	2	1	0	23
25	MITCHELL, Tiffany	g	5-6	2-2	0-3	2	0	2	4	12	1	2	0	23
05	SESSIONS, Khadijah	g	3-6	1-2	0-0	1	1	2	0	7	2	2	1	18
12	MONTOUT, Wilka	g	3-8	0-1	0-0	1	1	2	0	6	0	0	0	19
31	DOZIER, Asia	g	2-6	1-1	0-3	1	1	2	1	5	1	2	1	17
33	IBIAM, Elem	g	4-8	0-0	0-1	5	4	9	2	8	1	0	5	25
Team						1	1	2						
Totals			28-56	6-9	4-14	17	16	33	12	66	15	10	8	200

FG % 1st Half: 13-31 41.9% 2nd half: 15-25 60.0% Game: 28-56 50.0%
 3FG % 1st Half: 2-4 50.0% 2nd half: 4-5 80.0% Game: 6-9 66.7%
 FT % 1st Half: 1-7 14.3% 2nd half: 3-7 42.9% Game: 4-14 28.6%

Deadball Rebounds 4,2

Officials: Nanette Sisk, Ed Sidlasky, Dawn Marsh
 Technical fouls: Western Carolina-None. #19/16 South Carolina-None.
 Attendance: 3248

Score by periods	1st	2nd	Total
Western Carolina	18	26	44
#19/16 South Carolina	29	37	66

Last FG - WCU 2nd-00:05, SC 2nd-01:51.
 Largest lead - WCU None, SC by 28 2nd-01:51.

Points	In Paint	Off T/O	2nd Chance	Fast Break	Bench
WCU	12	9	9	3	29
SC	30	21	15	8	26

Score tied - 0 times.
 Lead changed - 0 times.



Official Basketball Box Score -- Game Totals -- Final Statistics
#18/15 South Carolina vs Mississippi State
 01/06/13 2 pm at Starkville, Miss. (Humphrey Coliseum)



#18/15 South Carolina 60 • 13-2 (1-1 SEC)

#	Player	Total		3-Ptr		Rebounds			PF	TP	A TO Blk Stl			Min
		FG-FGA	FG-FGA	FT-FTA	Off Def Tot	PF	TP	A TO Blk Stl						
21	BRUNER, Ashley	f	1-3	0-0	5-12	0	5	7	3	7	0	2	0	22
24	WELCH, Aleighsa	f	5-9	0-0	6-8	3	4	7	4	16	3	0	0	31
02	WALKER, Ieasia	g	2-6	0-0	4-6	1	3	4	2	8	1	4	0	18
20	WHITE, Sancheon	g	5-9	0-1	1-2	3	3	6	3	11	0	1	0	29
25	MITCHELL, Tiffany	g	0-4	0-0	5-6	1	4	5	2	5	0	2	0	13
05	SESSIONS, Khadijah	g	0-1	0-1	5-7	0	0	0	2	5	1	3	0	12
12	MONTOUT, Wilka	g	0-1	0-0	2-2	1	3	4	0	2	0	0	0	15
31	DOZIER, Asia	g	0-0	0-0	1-2	0	2	2	0	1	0	0	1	9
33	IBIAM, Elem	g	1-6	0-0	3-5	1	2	3	0	5	0	0	2	19
Team						2	2	4						
Totals			14-39	0-2	32-50	12	28	40	16	60	5	12	3	200

FG % 1st Half: 6-21 28.6% 2nd half: 8-18 44.4% Game: 14-39 35.9%
 3FG % 1st Half: 0-1 0.0% 2nd half: 0-1 0.0% Game: 0-2 0.0%
 FT % 1st Half: 16-24 66.7% 2nd half: 16-26 61.5% Game: 32-50 64.0%

Deadball Rebounds 9,1

Mississippi State 46 • 8-7 (0-2 SEC)

#	Player	Total		3-Ptr		Rebounds			PF	TP	A TO Blk Stl			Min
		FG-FGA	FG-FGA	FT-FTA	Off Def Tot	PF	TP	A TO Blk Stl						
10	Martha Alwal	f	1-4	0-0	2-2	3	5	8	4	4	0	0	4	23
23	Carnecia Williams	f	0-1	0-0	0-0	1	3	4	5	0	0	1	0	9
02	Darriel Gaynor	g	1-4	1-4	0-0	0	1	1	2	3	1	0	0	21
14	Kendra Grant	g	4-10	0-0	7-8	1	0	1	3	15	0	2	0	40
21	Jerica James	g	6-17	2-6	0-0	0	4	4	3	14	1	2	0	36
05	Sherise Williams	g	2-6	0-0	1-4	1	5	6	5	3	0	3	3	30
11	Katia May	g	1-1	1-1	0-0	0	0	0	1	3	0	2	0	4
12	Candace Foster	g	0-1	0-0	0-0	0	0	0	1	0	2	1	0	12
28	Shamia Robinson	g	1-3	0-0	0-0	0	1	1	4	2	1	0	0	17
44	Jessy Ward	g	0-3	0-1	0-0	0	1	1	1	0	0	0	0	8
Team						2	2	4						
Totals			16-50	4-12	10-14	8	22	30	29	46	5	13	7	200

FG % 1st Half: 7-25 28.0% 2nd half: 9-25 36.0% Game: 16-50 32.0%
 3FG % 1st Half: 2-5 40.0% 2nd half: 2-7 28.6% Game: 4-12 33.3%
 FT % 1st Half: 4-5 80.0% 2nd half: 6-9 66.7% Game: 10-14 71.4%

Deadball Rebounds 1

Officials: Eric Koch, Roy Gulbeyan, Charlie Huest
 Technical fouls: #18/15 South Carolina-None. Mississippi State-None.
 Attendance: 1325

Score by periods	1st	2nd	Total
#18/15 South Carolina	28	32	60
Mississippi State	20	26	46

Last FG - SC 2nd-01:05, MS 2nd-01:30.
 Largest lead - SC by 18 2nd-03:56, MS None.

Points	In Paint	Off T/O	2nd Chance	Fast Break	Bench
SC	24	17	13	8	13
MS	10	5	8	0	10

Score tied - 0 times.
 Lead changed - 0 times.



Official Basketball Box Score -- Game Totals -- Final Statistics
#12/13 Tennessee vs #18/15 South Carolina
 01/03/13 9 p.m. at Columbia, S.C./Colonial Life Arena



#12/13 Tennessee 73 • 10-3, 1-0 SEC

#	Player	Total		3-Ptr		Rebounds			PF	TP	A TO Blk Stl			Min
		FG-FGA	FG-FGA	FT-FTA	Off Def Tot	PF	TP	A TO Blk Stl						
12	Graves, Bashaara	f	2-6	0-0	5-6	1	7	8	4	9	1	3	0	34
13	Spani, Taber	f	7-11	4-5	0-0	2	4	6	2	18	0	0	2	36
20	Harrison, Isabelle	c	9-12	0-0	0-0	2	12	14	1	18	1	3	7	23
05	Massengale, Ariel	g	4-8	2-3	4	0	0	0	1	13	3	1	0	31
10	Simmons, Meighan	g	4-14	0-3	2-2	0	3	3	2	10	4	2	1	35
01	Phillips, Jasmine	g	0-1	0-0	1-2	1	0	1	0	1	0	2	0	2
02	Jones, Jasmine	g	0-1	0-0	0-0	1	0	1	1	0	0	1	0	8
04	Williams, Kamiko	g	2-2	0-0	0-0	1	3	4	1	4	1	0	1	16
21	Moore, Nia	g	0-1	0-0	0-0	1	0	1	1	0	0	0	0	3
Team						1	0	1						
Totals			28-56	6-11	11-14	10	29	39	13	73	10	12	11	200

FG % 1st Half: 12-22 54.5% 2nd half: 16-34 47.1% Game: 28-56 50.0%
 3FG % 1st Half: 3-4 75.0% 2nd half: 3-7 42.9% Game: 6-11 54.5%
 FT % 1st Half: 5-6 83.3% 2nd half: 6-8 75.0% Game: 11-14 78.6%

Deadball Rebounds 2,2

#18/15 South Carolina 53 • 12-2, 0-1 SEC

#	Player		Total		3-Ptr	Rebounds					PF	TP	A	TO	Blk	Stl	Min
			FG-FGA	FG-FGA	FT-FTA	Off	Def	Tot									
21	BRUNER, Ashley	f	4-10	0-0	4-8	4	2	6	0	12	1	1	0	4	29		
24	WELCH, Aleighsa	f	3-7	0-0	0-1	3	2	5	2	6	0	1	0	0	22		
02	WALKER, Ieasia	g	4-12	2-6	0-0	1	6	7	2	10	3	4	1	0	31		
20	WHITE, Sancheon	g	3-9	0-2	1-2	3	4	7	1	7	1	1	0	0	28		
25	MITCHELL, Tiffany	g	5-17	1-3	3-3	5	0	5	0	14	1	1	0	1	35		
05	SESSIONS, Khadijah		0-1	0-1	1-2	0	1	1	1	1	0	1	0	1	9		
12	MONTOUT, Wilka		0-2	0-1	0-0	2	0	2	1	0	0	1	0	0	12		
31	DOZIER, Asia		1-7	1-5	0-0	1	1	2	0	3	0	1	0	0	17		
33	IBIAM, Elem		0-4	0-0	0-0	0	3	3	2	0	0	0	1	0	17		
Team						2	0	2									
Totals				20-69	4-18	9-16	21	20	40	9	53	6	11	2	6	200	
FG % 1st Half: 12-31 38.7%			2nd half: 8-38 21.1%	Game: 20-69 29.0%													
3FG % 1st Half: 3-7 42.9%			2nd half: 1-11 9.1%	Game: 4-18 22.2%													
FT % 1st Half: 4-5 80.0%			2nd half: 5-11 45.5%	Game: 9-16 56.3%													
Deadball Rebounds 4																	



Official Basketball Box Score -- Game Totals -- Final Statistics
#18/16 South Carolina vs #13/12 Georgia
01/13/13 1:00 PM ET at Stegeman Coliseum -- Athens, Ga.



#18/16 South Carolina 40 • 14-3 (2-2)

#	Player	Total		3-Ptr		Rebounds			PF	TP	A TO Blk Stl			Min
		FG-FGA	FG-FGA	FT-FTA	Off Def Tot	PF	TP	A TO Blk Stl						
02	WALKER, Ieasia	* 2-11	0-5	3-8	1 6 7	2	7	3 5 0 6	6	39				
20	WHITE, Sancheon	* 0-5	0-2	2-2	1 3 4	4	2	1 4 0 3	35					
21	BRUNER, Ashley	* 2-6	0-0	0-0	3 5 8	1	4	1 4 0 1	37					
24	WELCH, Aleighsa	* 8-10	0-0	3-5	3 2 5	2	19	1 2 0 1	33					
25	MITCHELL, Tiffany	* 3-10	0-2	0-1	4 6 10	1	6	2 5 0 1	36					
05	SESSIONS, Khadijah	0-1	0-1	0-0	0 0 0	0	0	0 1 0 0	1					
12	MONTOUT, Wilka	0-0	0-0	0-0	0 0 0	0	0	0 0 0 0	1					
31	DOZIER, Asia	0-2	0-1	0-0	0 0 0	0	0	0 0 0 0	6					
33	IBIAM, Elem	1-2	0-0	0-0	0 1 1	2	2	0 2 0 1	12					
Team					0 2 2			1						
Totals		16-47	0-11	8-16	12 25 37	12	40	8 24 0 13	200					

FG % 1st Half: 11-24 45.8% 2nd half: 5-23 21.7% Game: 16-47 34.0% Deadball Rebounds 6
3FG % 1st Half: 0-4 0.0% 2nd half: 0-7 0.0% Game: 0-11 0.0%
FT % 1st Half: 3-7 42.9% 2nd half: 5-9 55.6% Game: 8-16 50.0%

#13/12 Georgia 42 • 15-2 (3-1)

#	Player	Total		3-Ptr		Rebounds			PF	TP	A TO Blk Stl			Min
		FG-FGA	FG-FGA	FT-FTA	Off Def Tot	PF	TP	A TO Blk Stl						
01	Miller,Khaalidah	* 3-7	1-2	1-1	0 3 3	1	8	3 0 0 0	35					
03	Armstrong,Anne Marie	* 0-7	0-2	0-0	0 0 0	3	0	4 2 0 2	32					
10	James,Jasmine	* 3-8	0-0	2-4	0 5 5	0	8	2 7 0 5	37					
12	Hassell,Jasmine	* 8-13	0-0	3-4	2 2 4	2	19	0 3 0 0	30					
20	Barbee,Shacobia	* 0-1	0-0	1-3	1 6 7	3	1	2 3 0 1	25					
11	Griffin,Tiaria	1-2	0-1	0-0	0 2 2	0	2	0 3 0 2	13					
13	Hempe,Merritt	1-3	0-1	0-0	0 1 1	1	2	0 0 0 1	7					
15	Donald,Krista	0-2	0-1	0-0	0 0 0	2	0	0 1 0 0	8					
22	Causwell,Kaelyn	0-0	0-0	0-0	0 0 0	2	0	0 2 1 0	3					
24	Butler,Marjorie	0-1	0-1	0-0	0 0 0	0	0	0 0 0 0	3					
31	Ford,Erika	1-2	0-1	0-0	1 0 1	0	2	0 0 0 0	7					
Team					3 2 5									
Totals		17-46	1-9	7-12	7 21 28	14	42	11 21 1 11	200					

FG % 1st Half: 11-27 40.7% 2nd half: 6-19 31.6% Game: 17-46 37.0% Deadball Rebounds 2
3FG % 1st Half: 1-6 16.7% 2nd half: 0-3 0.0% Game: 1-9 11.1%
FT % 1st Half: 2-3 66.7% 2nd half: 5-9 55.6% Game: 7-12 58.3%

Officials: Lisa Mattingly, Brian Hall, Mike McConnell

Technical fouls: #18/16 South Carolina-None. #13/12 Georgia-None.

Attendance: 3579

Score by periods	1st	2nd	Total
#18/16 South Carolina	25	15	40
#13/12 Georgia	25	17	42

Last FG - SC 2nd-01:14, GA 2nd-01:30.
Largest lead - SC by 6 1st-15:59, GA by 5 2nd-01:30.

Score tied - 5 times.
Lead changed - 7 times.

Official Basketball Box Score -- Game Totals -- Final Statistics

LSU vs #19/18 South Carolina
01/17/13 7 p.m. at Columbia, S.C./Carolina Coliseum

LSU 59 • 11-7, 2-3 SEC

#	Player	Total		3-Ptr		Rebounds			PF	TP	A TO Blk Stl			Min
		FG-FGA	FG-FGA	FT-FTA	Off Def Tot	PF	TP	A TO Blk Stl						
23	MCKINNEY, Shanece	f 0-0	0-0	0-0	0 2 2	2	0	0 1 1 0	16					
55	PLAISANCE, Theresa	f 7-17	1-2	3-5	1 8 9	2	18	1 4 1 0	34					
03	LUTLEY, Bianca	g 7-14	0-3	2-5	1 1 2	3	16	4 7 0 1	33					
10	WEBB, Adrienne	g 6-8	2-2	0-0	0 7 7	2	14	1 0 0 0	35					
32	BALLARD, Danielle	g 2-7	0-0	1-2	2 1 3	1	5	2 4 2 4	30					
01	YOUNGBLOOD, Derreya	0-0	0-0	0-0	0 2 2	4	0	0 0 1 0	10					
05	KENNEY, Jeanne	3-8	0-0	0-0	0 2 2	3	6	5 0 2 0	24					
20	BAKER, Kuaneshia	0-0	0-0	0-0	0 2 2	1	0	0 1 0 1	6					
42	BOYKIN, Sheila	0-0	0-0	0-0	0 3 3	3	0	0 1 0 0	12					
Team					3 2 5									
Totals		25-54	3-7	6-12	7 30 37	21	59	13 18 7 6	200					

FG % 1st Half: 10-25 40.0% 2nd half: 15-29 51.7% Game: 25-54 46.3% Deadball Rebounds 2
3FG % 1st Half: 2-4 50.0% 2nd half: 1-3 33.3% Game: 3-7 42.9%
FT % 1st Half: 2-2 100.0 2nd half: 4-10 40.0% Game: 6-12 50.0%

#19/18 South Carolina 66 • 15-3, 3-2 SEC

#	Player	Total		3-Ptr		Rebounds			PF	TP	A TO Blk Stl			Min
		FG-FGA	FG-FGA	FT-FTA	Off Def Tot	PF	TP	A TO Blk Stl						
21	BRUNER, Ashley	f 6-14	0-0	1-3	4 8 12	2	13	4 1 1 1	35					
24	WELCH, Aleighsa	f 4-7	0-0	6-9	3 4 7	3	14	2 2 0 1	32					
02	WALKER, Ieasia	g 9-16	4-9	2-2	0 2 2	2	24	0 1 1 5	37					
20	WHITE, Sancheon	g 0-5	0-3	0-0	1 1 2	4	0	3 1 0 0	27					
25	MITCHELL, Tiffany	g 3-9	0-3	6-10	3 4 7	1	12	3 3 1 3	35					
05	SESSIONS, Khadijah	0-1	0-1	0-0	0 0 0	1	0	2 1 0 0	6					
12	MONTOUT, Wilka	0-3	0-0	0-0	1 0 1	0	0	0 0 0 0	4					
31	DOZIER, Asia	1-4	1-3	0-0	0 1 1	2	3	0 0 0 0	12					
33	IBIAM, Elem	0-3	0-0	0-0	4 3 7	1	0	0 1 2 0	12					
Team					1 2 3									
Totals		23-62	5-19	15-24	17 25 42	16	66	14 10 5 10	200					

FG % 1st Half: 10-34 29.4% 2nd half: 13-28 46.4% Game: 23-62 37.1% Deadball Rebounds 1,1
3FG % 1st Half: 2-11 18.2% 2nd half: 3-8 37.5% Game: 5-19 26.3%
FT % 1st Half: 4-7 57.1% 2nd half: 11-17 64.7% Game: 15-24 62.5%

Officials: Dee Kantner, Tina Napier, Maj Forsberg

Technical fouls: LSU-None. #19/18 South Carolina-None.

Attendance: 1991

Score by periods	1st	2nd	Total
LSU	24	35	59
#19/18 South Carolina	26	40	66

Points	In Paint	Off T/O	2nd Chance	Fast Break	Bench
LSU	38	14	4	8	6
SC	30	19	11	14	3

Last FG - LSU 2nd-00:21, SC 2nd-02:01.
Largest lead - LSU by 2 2nd-07:30, SC by 10 1st-08:26.

Score tied - 4 times.
Lead changed - 4 times.



Official Basketball Box Score -- Game Totals -- Final Statistics
#19/18 South Carolina vs Florida
01/20/13 1 pm ET at Gainesville, FL * O'Connell Center



#19/18 South Carolina 52 • 16-3, 4-2 SEC

#	Player	Total		3-Ptr		Rebounds			PF	TP	A TO Blk Stl			Min
		FG-FGA	FG-FGA	FT-FTA	Off Def Tot	PF	TP	A TO Blk Stl						
21	BRUNER, Ashley	f 5-12	0-0	4-14	3 6 9	2	14	0 1 1 1	37					
24	WELCH, Aleighsa	f 2-8	0-0	4-5	8 4 12	1	8	0 0 1 1	38					
02	WALKER, Ieasia	g 3-9	2-4	0-0	0 4 4	4	8	0 1 0 1	26					
20	WHITE, Sancheon	g 0-4	0-1	0-0	0 3 3	5	0	1 1 0 0	14					
25	MITCHELL, Tiffany	g 2-12	0-2	2-2	6 5 11	0	6	1 3 0 1	30					
05	SESSIONS, Khadijah	3-9	3-6	6-10	2 3 5	2	15	2 2 0 0	28					
12	MONTOUT, Wilka	0-1	0-0	0-0	0 0 0	0	0	0 0 0 0	4					
31	DOZIER, Asia	0-6	0-4	0-0	0 1 1	0	0	2 0 0 0	7					
33	IBIAM, Elem	0-3	0-0	1-2	3 2 5	1	1	0 1 2 0	16					
Team					4 5 9			1						
Totals		15-64	5-17	17-33	26 33 59	15	52	6 10 4 4	200					

FG % 1st Half: 8-33 24.2% 2nd half: 7-31 22.6% Game: 15-64 23.4% Deadball Rebounds 7
3FG % 1st Half: 3-13 23.1% 2nd half: 2-4 50.0% Game: 5-17 29.4%
FT % 1st Half: 5-10 50.0% 2nd half: 12-23 52.2% Game: 17-33 51.5%

Florida 44 • 13-6, 2-3 SEC

#	Player	Total		3-Ptr		Rebounds			PF	TP	A TO Blk Stl			Min
		FG-FGA	FG-FGA	FT-FTA	Off Def Tot	PF	TP	A TO Blk Stl						
34	McIntyre,Vicky	c 2-6	0-0	0-0	3 3 6	1	4	0 0 3 0	17					
03	Miller,January	g 1-3	0-2	3-4	1 4 5	4	5	3 2 1 0	25					
04	Needles,Carlie	g 0-3	0-3	0-1	0 2 2	4	0	0 3 0 0	32					
10	Bonds,Jaterra	g 6-16	1-5	3-6	1 3 4	2	16	0 0 0 1	39					
22	Lewis,Kayla	g 2-7	0-1	0-0	2 6 8	1	4	0 1 0 0	24					
25	Mercer,Christin	3-11	0-0	0-0	1 4 5	4	6	1 0 1 1	23					
31	Svete,Lily	1-1	1-1	0-0	0 0 0	2	3	1 1 1 1	15					
40	Moss,Sydney	2-10	0-1	2-4	0 8 8	3	6	1 2 0 2	25					
Team					1 2 3									
Totals		17-57	2-13	8-15	9 32 41	21	44	6 9 6 5	200					

FG % 1st Half: 6-26 23.1% 2nd half: 11-31 35.5% Game: 17-57 29.8% Deadball Rebounds 5
3FG % 1st Half: 1-5 20.0% 2nd half: 1-8 12.5% Game: 2-13 15.4%
FT % 1st Half: 4-6 66.7% 2nd half: 4-9 44.4% Game: 8-15 53.3%

Officials: Bob Trammell, Wesley Dean, Rob Fessler

Technical fouls: #19/18 South Carolina-None. Florida-None.

Attendance: 1503

USC#20 S.White fouls out at :49(2)

Score by periods	1st	2nd	Total
#19/18 South Carolina	24	28	52
Florida	17	27	44



2012-13 South Carolina Basketball **South Carolina Points-Rebounds-Assists (as of Jan 20, 2013)** **All games**



Opponent	Date	Score	02	05	12	15	20	21	24	25	31	33	
			WALKER,IEA	SESSIONS,K	MONTOUT,W	DAVIS,TJFF	WHITESANC	BRUNERAS	WELCHALEI	MITCHELL,T	DOZIER,ASI	IBIAM,ELEM	
ELON	11/09/12	77-44	w	13-4-4	8-0-0	1-2-2	6-3-3	8-1-2	15-3-0	9-9-1	9-2-3	4-10-0	4-11-0
at LATECH	11/12/12	82-58	w	10-3-8	3-1-1	12-3-0	4-1-0	4-8-2	17-2-3	14-8-1	13-8-0	5-2-5	DNP
SSU	11/15/12	78-47	w	10-1-5	6-3-4	9-6-0	2-0-1	9-4-1	8-12-1	13-12-0	10-5-4	11-3-2	DNP
CU	11/18/12	64-43	w	9-8-4	3-1-1	4-1-1	DNP	3-6-0	16-8-0	7-6-0	16-6-2	0-5-1	6-0-0
vs HAM	11/22/12	45-34	w	6-2-1	2-1-1	3-2-0	DNP	0-6-0	5-12-2	16-11-1	7-8-2	5-3-0	1-5-0
vs FGCU	11/23/12	65-46	w	6-1-2	5-1-2	2-5-1	DNP	11-5-2	15-4-1	14-11-0	8-11-3	2-1-1	2-4-0
vs DPU	11/24/12	55-46	w	11-6-0	6-1-0	2-1-0	DNP	10-5-0	11-12-0	9-10-1	6-6-0	0-1-0	0-1-0
DREXEL	11/28/12	58-55	w	6-2-2	3-0-0	0-0-0	DNP	5-4-2	12-8-2	12-15-0	14-2-1	3-1-1	3-3-0
at SHU	12/02/12	55-42	w	6-3-1	3-1-1	2-1-0	DNP	8-1-0	9-7-2	14-10-0	13-11-1	0-1-0	0-1-0
FUR	12/09/12	69-35	w	9-3-1	7-2-2	10-3-1	DNP	2-2-2	2-5-1	11-3-0	16-4-1	4-2-0	8-9-1
STAN	12/19/12	49-53	L	15-3-3	0-0-0	0-0-0	DNP	5-3-0	5-8-1	17-5-2	2-5-0	5-0-0	0-3-0
SCSU	12/21/12	65-45	w	0-1-3	8-1-1	2-1-0	DNP	3-1-0	1-8-4	16-14-0	21-11-2	3-4-3	11-2-0
WCU	12/29/12	66-44	w	9-1-4	7-2-2	6-2-0	DNP	7-2-2	4-5-2	8-6-2	12-2-1	5-2-1	8-9-1
UT	01/03/13	53-73	L	10-7-3	1-1-0	0-2-0	DNP	7-7-1	12-6-1	6-5-0	14-5-1	3-2-0	0-3-0
at MS	01/06/13	60-46	w	8-4-1	5-0-1	2-4-0	DNP	11-6-0	7-5-0	16-7-3	5-5-0	1-2-0	5-3-0
VANDY	01/10/13	64-48	w	12-3-5	4-2-1	3-2-2	DNP	5-8-2	9-7-3	13-5-1	7-3-0	2-1-1	9-2-0
at GA	01/13/13	40-42	L	7-7-3	0-0-0	0-0-0	DNP	2-4-1	4-8-1	19-5-1	6-10-2	0-0-0	2-1-0
LSU	01/17/13	66-59	w	24-2-0	0-0-2	0-1-0	DNP	0-2-3	13-12-4	14-7-2	12-7-3	3-1-0	0-7-0
at UF	01/20/13	52-44	w	8-4-0	15-5-2	0-0-0	DNP	0-3-1	14-9-0	8-12-0	6-11-1	0-1-2	1-5-0



2012-13 South Carolina Basketball

South Carolina Team Game-by-Game Comparison (as of Jan 20, 2013)

All games



Opponent	1st	2nd	Score	Mar	Total FG	FG Pct	3-Pointers	3FG Pct	Free Throws	FT Pct	Rebounds	Assist	T/Over	Block	Steal	Fouls	
ELON	41/25	36/19	77-44	+33	31-70/16-54	.443/.296	0-14/2-7	.000/.286	15-30/10-13	.500/.769	53/33	+20	15/4	15/22	3/3	14/7	12/23
Louisiana Tech	40/27	42/31	82-58	+24	30-61/20-51	.492/.392	6-16/3-11	.375/.273	16-25/15-24	.640/.625	42/27	+15	20/12	7/12	4/0	9/3	17/19
SAVANNAH STATE	40/20	38/27	78-47	+31	31-67/18-50	.463/.360	9-25/2-5	.360/.400	7-13/9-16	.538/.563	50/26	+24	18/8	12/12	1/5	4/6	14/13
CLEMSON	31/18	33/25	64-43	+21	21-53/11-46	.396/.239	0-14/1-10	.000/.100	22-35/20-24	.629/.833	46/28	+18	9/6	21/20	2/7	13/10	19/30
Hampton	19/13	26/21	45-34	+11	15-46/11-57	.326/.193	5-13/2-12	.385/.167	10-27/10-16	.370/.625	57/32	+25	7/6	29/15	1/1	5/13	12/22
Florida Gulf Coast	32/26	33/20	65-46	+19	27-61/16-44	.443/.364	4-15/7-29	.267/.241	7-13/7-11	.538/.636	46/20	+26	12/9	15/16	0/2	6/6	14/19
DePaul	22/21	33/25	55-46	+9	21-51/19-64	.412/.297	0-6/4-18	.000/.222	13-29/4-6	.448/.667	47/31	+16	11/2	14/11	3/0	5/6	10/21
DREXEL	22/36	33/19	58-55	+3	21-62/22-52	.339/.423	7-17/7-12	.412/.583	9-20/4-6	.450/.667	38/37	+1	8/12	10/17	7/7	13/4	9/15
Seton Hall	24/22	31/20	55-42	+13	19-53/18-45	.358/.400	4-13/4-8	.308/.500	13-28/2-4	.464/.500	38/26	+12	5/11	14/20	3/5	11/11	8/23
FURMAN	37/20	32/15	69-35	+34	28-66/11-46	.424/.239	1-15/3-10	.067/.300	12-19/10-10	.632/1000	40/33	+7	9/2	8/24	9/2	15/0	11/15
#1/1 STANFORD	19/24	30/29	49-53	(4)	18-63/19-47	.286/.404	4-15/0-4	.267/.000	9-14/15-17	.643/.882	31/42	(11)	6/4	7/18	2/11	10/4	19/15
SC STATE	33/21	32/24	65-45	+20	17-50/15-49	.340/.306	4-18/1-11	.222/.091	27-44/14-18	.614/.778	46/30	+16	13/9	20/22	5/6	12/11	11/33
WESTERN CAROLINA	29/18	37/26	66-44	+22	28-56/18-46	.500/.391	6-9/3-6	.667/.500	4-14/5-8	.286/.625	33/29	+4	15/8	10/20	8/2	10/4	12/16
#12/13 TENNESSEE	31/32	22/41	53-73	(20)	20-69/28-56	.290/.500	4-18/6-11	.222/.545	9-16/11-14	.563/.786	40/39	+1	6/10	11/12	2/11	6/4	9/13
Mississippi State	28/20	32/26	60-46	+14	14-39/16-50	.359/.320	0-2/4-12	.000/.333	32-50/10-14	.640/.714	40/30	+10	5/5	12/13	3/7	6/2	16/29
VANDERBILT	36/20	28/28	64-48	+16	25-52/13-49	.481/.265	3-12/2-7	.250/.286	11-22/20-22	.500/.909	35/31	+4	15/10	17/18	7/2	7/3	20/20
#13/12 Georgia	25/25	15/17	40-42	(2)	16-47/17-46	.340/.370	0-11/1-9	.000/.111	8-16/7-12	.500/.563	37/28	+9	8/11	24/21	0/1	13/11	12/14
LSU	26/24	40/35	66-59	+7	23-62/25-54	.371/.463	5-19/3-7	.263/.429	15-24/6-12	.625/.500	42/37	+5	14/13	10/18	5/7	10/6	16/21
Florida	24/17	28/27	52-44	+8	15-64/17-57	.234/.298	5-17/2-13	.294/.154	17-33/8-15	.515/.533	59/41	+18	6/6	10/9	4/6	4/5	15/21

Note: Game totals are displayed in the format TEAM/OPPONENT for each category



2012-13 South Carolina Basketball
South Carolina Game-by-Game Highs (as of Jan 20, 2013)
All games



Opponent	Date	Score	Points	Rebounds	Assists	Steals	Blocked shots
ELON	11/09/12	77-44	15-BRUNER, Ashley	11-IBIAM, Elem	4-WALKER, leasia	5-DAVIS, Tiffany	2-IBIAM, Elem
at Louisiana Tech	11/12/12	82-58	17-BRUNER, Ashley	8-WELCH, Aleighsa MITCHELL, Tiffany WHITE, Sancheon	8-WALKER, leasia	2-WHITE, Sancheon WALKER, leasia WELCH, Aleighsa DOZIER, Asia	2-WELCH, Aleighsa
SAVANNAH STATE	11/15/12	78-47	13-WELCH, Aleighsa	12-BRUNER, Ashley WELCH, Aleighsa	5-WALKER, leasia	3-SESSIONS, Khadij	1-MONTOUT, Wilka
CLEMSON	11/18/12	64-43	16-MITCHELL, Tiffany BRUNER, Ashley	8-BRUNER, Ashley WALKER, leasia	4-WALKER, leasia	4-WALKER, leasia	1-WELCH, Aleighsa WHITE, Sancheon
vs Hampton	11/22/12	45-34	16-WELCH, Aleighsa	12-BRUNER, Ashley	2-MITCHELL, Tiffany BRUNER, Ashley	1-MONTOUT, Wilka WELCH, Aleighsa MITCHELL, Tiffany WHITE, Sancheon BRUNER, Ashley	1-IBIAM, Elem
vs Florida Gulf Coast	11/23/12	65-46	15-BRUNER, Ashley	11-WELCH, Aleighsa MITCHELL, Tiffany	3-MITCHELL, Tiffany	3-WHITE, Sancheon	None
vs DePaul	11/24/12	55-46	11-BRUNER, Ashley WALKER, leasia	12-BRUNER, Ashley	1-WELCH, Aleighsa	2-MITCHELL, Tiffany	1-WALKER, leasia BRUNER, Ashley MONTOUT, Wilka
DREXEL	11/28/12	58-55	14-MITCHELL, Tiffany	15-WELCH, Aleighsa	2-WHITE, Sancheon BRUNER, Ashley WALKER, leasia	4-BRUNER, Ashley	4-WHITE, Sancheon
at Seton Hall	12/02/12	55-42	14-WELCH, Aleighsa	11-MITCHELL, Tiffany	2-BRUNER, Ashley	5-BRUNER, Ashley	1-IBIAM, Elem WALKER, leasia WHITE, Sancheon
FURMAN	12/09/12	69-35	16-MITCHELL, Tiffany	9-IBIAM, Elem	2-SESSIONS, Khadij WHITE, Sancheon	5-MITCHELL, Tiffany WALKER, leasia	2-WHITE, Sancheon MONTOUT, Wilka BRUNER, Ashley
#1/1 STANFORD	12/19/12	49-53	17-WELCH, Aleighsa	8-BRUNER, Ashley	3-WALKER, leasia	4-WALKER, leasia	1-WHITE, Sancheon MITCHELL, Tiffany
SC STATE	12/21/12	65-45	21-MITCHELL, Tiffany	14-WELCH, Aleighsa	4-BRUNER, Ashley	6-WALKER, leasia	2-BRUNER, Ashley WALKER, leasia
WESTERN CAROLINA	12/29/12	66-44	12-MITCHELL, Tiffany	9-IBIAM, Elem	4-WALKER, leasia	5-WALKER, leasia	5-IBIAM, Elem
#12/13 TENNESSEE	01/03/13	53-73	14-MITCHELL, Tiffany	7-WHITE, Sancheon WALKER, leasia	3-WALKER, leasia	4-BRUNER, Ashley	1-IBIAM, Elem WALKER, leasia
at Mississippi State	01/06/13	60-46	16-WELCH, Aleighsa	7-WELCH, Aleighsa	3-WELCH, Aleighsa	3-WHITE, Sancheon	2-IBIAM, Elem
VANDERBILT	01/10/13	64-48	13-WELCH, Aleighsa	8-WHITE, Sancheon	5-WALKER, leasia	3-WHITE, Sancheon WALKER, leasia	3-WHITE, Sancheon
at #13/12 Georgia	01/13/13	40-42	19-WELCH, Aleighsa	10-MITCHELL, Tiffany	3-WALKER, leasia	6-WALKER, leasia	None
LSU	01/17/13	66-59	24-WALKER, leasia	12-BRUNER, Ashley	4-BRUNER, Ashley	5-WALKER, leasia	2-IBIAM, Elem
at Florida	01/20/13	52-44	15-SESSIONS, Khadij	12-WELCH, Aleighsa	2-DOZIER, Asia SESSIONS, Khadija	1-WALKER, leasia MITCHELL, Tiffany BRUNER, Ashley WELCH, Aleighsa	2-IBIAM, Elem



2012-13 South Carolina Basketball
South Carolina Combined Team Statistics (as of Jan 20, 2013)
Conference games



RECORD:	OVERALL	HOME	AWAY	NEUTRAL
ALL GAMES	4-2	2-1	2-1	0-0
CONFERENCE	4-2	2-1	2-1	0-0
NON-CONFERENCE	0-0	0-0	0-0	0-0

##	Player	gp-gs	min	avg	Total		3-Point		F-Throw		Rebounds				pf	dq	a	to	blk	stl	pts	avg
					fg-fga	fg%	3fg-fga	3fg%	ft-fa	ft%	off	def	tot	avg								
24	WELCH, Aleighsa	6-6	185	30.8	28-49	.571	0-0	.000	20-30	.667	22	19	41	6.8	14	0	7	6	1	4	76	12.7
02	WALKER, leasia	6-6	195	32.5	25-65	.385	9-27	.333	10-20	.500	3	24	27	4.5	13	0	12	17	3	16	69	11.5
21	BRUNER, Ashley	6-6	190	31.7	22-52	.423	0-0	.000	15-43	.349	15	32	47	7.8	11	0	9	12	3	8	59	9.8
25	MITCHELL, Tiffany	6-6	191	31.8	16-58	.276	2-11	.182	16-22	.727	20	21	41	6.8	8	0	7	19	2	7	50	8.3
20	WHITE, Sancheon	6-6	165	27.5	9-37	.243	0-9	.000	7-9	.778	10	20	30	5.0	20	1	8	11	3	9	25	4.2
05	SESSIONS, Khadijah	6-0	70	11.7	3-15	.200	3-12	.250	16-23	.696	2	6	8	1.3	7	0	6	8	0	1	25	4.2
33	IBIAM, Elem	6-0	89	14.8	6-23	.261	0-0	.000	5-10	.500	9	12	21	3.5	10	0	0	6	7	1	17	2.8
31	DOZIER, Asia	6-0	71	11.8	3-24	.125	2-16	.125	1-2	.500	2	5	7	1.2	3	0	3	2	1	0	9	1.5
12	MONTOUT, Wilka	6-0	44	7.3	1-10	.100	1-4	.250	2-2	1.000	5	4	9	1.5	2	0	2	1	1	0	5	0.8
Team											11	11	22					2				
Total.....		6	1200		113-333	.339	17-79	.215	92-161	.571	99	154	253	42.2	88	1	54	84	21	46	335	55.8
Opponents.....		6	1200		116-312	.372	18-59	.305	62-89	.697	53	153	206	34.3	118	2	55	91	34	31	312	52.0

TEAM STATISTICS	SC	OPP
SCORING	335	312
Points per game	55.8	52.0
Scoring margin	+3.8	-
FIELD GOALS-ATT	113-333	116-312
Field goal pct	.339	.372
3 POINT FG-ATT	17-79	18-59
3-point FG pct	.215	.305
3-pt FG made per game	2.8	3.0
FREE THROWS-ATT	92-161	62-89
Free throw pct	.571	.697
F-Throws made per game	15.3	10.3
REBOUNDS	253	206
Rebounds per game	42.2	34.3
Rebounding margin	+7.8	-
ASSISTS	54	55
Assists per game	9.0	9.2
TURNOVERS	84	91
Turnovers per game	14.0	15.2
Turnover margin	+1.2	-
Assist/turnover ratio	0.6	0.6
STEALS	46	31
Steals per game	7.7	5.2
BLOCKS	21	34
Blocks per game	3.5	5.7
ATTENDANCE	8740	6407
Home games-Avg/Game	3-2913	3-2136
Neutral site-Avg/Game	-	0-0

Date	Opponent		Score	Att.
* 01/03/13	#12/13 TENNESSEE	L	53-73	3939
* 01/06/13	at Mississippi State	W	60-46	1325
* 01/10/13	VANDERBILT	W	64-48	2810
* 01/13/13	at #13/12 Georgia	L	40-42	3579
* 01/17/13	LSU	W	66-59	1991
* 01/20/13	at Florida	W	52-44	1503

@ = U.S. Virgin Islands Paradise Jam (St. Thomas, USVI)

< = Played at Carolina Coliseum (Columbia, S.C.)

* = SEC Game

^ = SEC Tournament (Duluth, Ga.)

Score by Periods	1st	2nd	Totals
South Carolina	170	165	335
Opponents	138	174	312



2012-13 South Carolina Basketball
South Carolina Combined Team Statistics (as of Jan 20, 2013)
All games



RECORD:	OVERALL	HOME	AWAY	NEUTRAL
ALL GAMES	16-3	9-2	4-1	3-0
CONFERENCE	4-2	2-1	2-1	0-0
NON-CONFERENCE	12-1	7-1	2-0	3-0

#	Player	gp-gs	min	avg	Total		3-Point		F-Throw		Rebounds				pf	dq	a	to	blk	stl	pts	avg
					fg-fga	fg%	3fg-fga	3fg%	ft-fa	ft%	off	def	tot	avg								
24	WELCH, Aleighsa	19-19	532	28.0	86-134	.642	1-1	1.000	63-93	.677	84	77	161	8.5	29	0	15	30	4	14	236	12.4
25	MITCHELL, Tiffany	19-19	554	29.2	71-180	.394	12-35	.343	43-78	.551	47	75	122	6.4	35	0	27	50	3	28	197	10.4
21	BRUNER, Ashley	19-19	554	29.2	74-172	.430	0-3	.000	31-103	.301	60	81	141	7.4	30	0	28	43	11	29	179	9.4
02	WALKER, leasia	19-19	596	31.4	61-172	.355	25-76	.329	32-55	.582	17	48	65	3.4	34	0	50	51	9	49	179	9.4
20	WHITE, Sancheon	19-19	508	26.7	39-120	.325	6-28	.214	16-21	.762	32	46	78	4.1	42	1	21	20	13	24	100	5.3
05	SESSIONS, Khadijah	19-0	262	13.8	23-65	.354	6-29	.207	34-53	.642	10	12	22	1.2	15	0	21	23	2	11	86	4.5
15	DAVIS, Tiffany	3-0	40	13.3	4-8	.500	1-4	.250	3-4	.750	1	3	4	1.3	2	0	4	2	0	5	12	4.0
33	IBIAM, Elem	17-0	250	14.7	23-66	.348	0-0	.000	14-30	.467	29	40	69	4.1	24	0	2	12	18	4	60	3.5
12	MONTOUT, Wilka	19-0	238	12.5	21-76	.276	4-21	.190	12-17	.706	22	14	36	1.9	19	0	7	12	5	3	58	3.1
31	DOZIER, Asia	19-0	291	15.3	18-99	.182	12-72	.167	8-18	.444	14	28	42	2.2	26	1	17	14	4	6	56	2.9
Team											35	45	80				9					
Total.....		19	3825		420-1092	.385	67-269	.249	256-472	.542	351	469	820	43.2	256	2	192	266	69	173	1163	61.2
Opponents.....		19	3825		330-963	.343	57-202	.282	187-262	.714	179	421	600	31.6	382	14	158	320	85	116	904	47.6

TEAM STATISTICS	SC	OPP	Date	Opponent	Score	Att.
SCORING	1163	904	11/09/12	ELON	w 77-44	2912
Points per game	61.2	47.6	11/12/12	at Louisiana Tech	w 82-58	2160
Scoring margin	+13.6	-	11/15/12	SAVANNAH STATE	w 78-47	2480
FIELD GOALS-ATT	420-1092	330-963	11/18/12	CLEMSON	w 64-43	4893
Field goal pct	.385	.343	@ 11/22/12	vs Hampton	w 45-34	424
3 POINT FG-ATT	67-269	57-202	@ 11/23/12	vs Florida Gulf Coast	w 65-46	486
3-point FG pct	.249	.282	@ 11/24/12	vs DePaul	w 55-46	427
3-pt FG made per game	3.5	3.0	11/28/12	DREXEL	Wot 58-55	2675
FREE THROWS-ATT	256-472	187-262	12/02/12	at Seton Hall	w 55-42	432
Free throw pct	.542	.714	12/09/12	FURMAN	w 69-35	2618
F-Throws made per game	13.5	9.8	12/19/12	#1/1 STANFORD	L 49-53	8118
REBOUNDS	820	600	12/21/12	SC STATE	w 65-45	3874
Rebounds per game	43.2	31.6	12/29/12	WESTERN CAROLINA	w 66-44	3248
Rebounding margin	+11.6	-	* 01/03/13	#12/13 TENNESSEE	L 53-73	3939
ASSISTS	192	158	* 01/06/13	at Mississippi State	w 60-46	1325
Assists per game	10.1	8.3	* 01/10/13	VANDERBILT	w 64-48	2810
TURNOVERS	266	320	* 01/13/13	at #13/12 Georgia	L 40-42	3579
Turnovers per game	14.0	16.8	< 01/17/13	LSU	w 66-59	1991
Turnover margin	+2.8	-	* 01/20/13	at Florida	w 52-44	1503
Assist/turnover ratio	0.7	0.5				
STEALS	173	116				
Steals per game	9.1	6.1				
BLOCKS	69	85				
Blocks per game	3.6	4.5				
ATTENDANCE	39558	10336				
Home games-Avg/Game	11-3596	5-1800				
Neutral site-Avg/Game	-	3-446				

@ = U.S. Virgin Islands Paradise Jam (St. Thomas, USVI)
 < = Played at Carolina Coliseum (Columbia, S.C.)
 * = SEC Game
 ^ = SEC Tournament (Duluth, Ga.)

Score by Periods	1st	2nd	OT	Totals
South Carolina	559	601	3	1163
Opponents	429	475	0	904