



SOUTH CAROLINA BASKETBALL

MBB CONTACT: EMILY MILES // EFEENEY@MAILBOX.SC.EDU // 803-777-7743 // @EMILYFEENEYSID

2015-16 SCHEDULE

OVERALL: 17-1 | SEC: 4-1

NOVEMBER

8	Allen +	W, 71-43
14	Norfolk State %	W, 84-69
16	Oral Roberts	W, 84-66
20	vs. DePaul !	W, 76-61
21/22	vs. Hofstra !	W, 94-84
23	vs. Tulsa !	W, 83-75
27	Lipscomb	W, 92-76
30	Western Carolina	W, 76-53

DECEMBER

5	USF	W, 81-63
15	Drexel	W, 79-54
18	at Clemson ^	W, 65-59
22	vs. St. John's &	W, 75-61
30	Francis Marion	W, 78-56

JANUARY

2	Memphis	W, 86-76
5	at Auburn*	W, 81-69
9	Vanderbilt*	W, 69-65
13	at Alabama*	L, 73-50
16	Missouri*	W, 81-72
19	at Ole Miss*	W, 77-74 (OT)
23	at Tennessee*	Noon/ SECN
26	Mississippi State*	7 p.m./ SECN
30	Alabama*	6 p.m./ SECN

FEBRUARY

2	at Georgia*	7 p.m./ESPN/U/SECN
6	at Texas A&M*	4 p.m./ESPNU
10	LSU*	7 p.m./ESPN2
13	Kentucky*	Noon/ESPN/2
16	at Missouri*	7 p.m./ SECN
20	Florida*	Noon/ SECN
24	Tennessee*	9 p.m./ SECN
27	at Mississippi State*	2:30/ SECN

MARCH

3	Georgia*	7 p.m./ESPN/2
5	at Arkansas*	5 p.m./SECN
9-13	SEC Tournament (Nashville)	TBD

All home games in **bold** | All times listed Eastern
 * indicates SEC contest | + indicates exhibition |
SECN+ - SEC Network + | **SECN** - SEC Network
 | **CBSSN** - CBS Sports Network | % - Paradise Jam
 (Columbia, S.C.) | ! - Paradise Jam (St. Thomas,
 USVI) | & - Hall of Fame Shootout (Uncasville,
 Conn.) | ^ - game played at Bon Secours Arena



SOCIAL HUB

@GAMECOCKMBB // #GAMECOCKS
 FACEBOOK.COM // GAMECOCKMBB

(24/18) SOUTH CAROLINA (17-1, 4-1 SEC) at TENNESSEE (9-9, 2-4 SEC)

SAT., JAN. 23 • THOMPSON-BOLING ARENA (21,678) • KNOXVILLE, TENN. • 12 P.M. ET



GAMECOCKS

VS.



VOLUNTEERS

Head Coach: Frank Martin (FIU, '93)
Record At Carolina: 62-55 (4th season)
Career Record: 179-109 (9th season)
Record vs. Tennessee: 1-4

Top scorer: Thornwell (12.1)
Top rebounder: Carrera (6.6)
Top assist maker: Thornwell (3.7)
Media Relations: Emily Miles
Twitter: @GamecockMBB

Head Coach: Rick Barnes
 (Lenoir-Rhyne, '77)
Record At Tennessee: 9-9 (1st season)
Career Record: 613-323 (29th season)

Record vs. S. Carolina: 5-0
Top scorer: Punter (22.6)
Top rebounder: Moore (7.9)
Top assist maker: Punter (3.6)
Media Relations: Tom Satkowiak
Twitter: @Vol_Hoops

GAME 19

Broadcast: SEC Network
Play-By-Play: Richard Cross
Analyst: Dane Bradshaw

Radio: Gamecock Radio Network
Play-By-Play: Andy Demetra
Analyst: Casey Manning
Sirius: N/A; **XM:** N/A

Watch: WatchESPN
Live Stats: GamecocksOnline.com
Tickets: UTSports.com
 - or - arena box office

Series: Tennessee leads 41-24
Last Meeting: 60-49 SC win on
 March 7, 2015, in Knoxville
Series in Knoxville: UT leads 23-8

PROBABLE STARTERS

SOUTH CAROLINA	HT.	WT.	YR.	HOMETOWN	PPG	RPG	MPG
G - #15 PJ Dozier	6-6	200	Fr.	Columbia, S.C.	7.5	3.7	19.8
G - #0 Sindarius Thornwell	6-5	215	Jr.	Lancaster, S.C.	12.1	4.8	31.3
F - #25 Mindaugas Kacinas	6-7	229	Sr.	Klaipeda, Lithuania	11.4	5.4	29.9
F - #24 Michael Carrera	6-5	214	Sr.	Anzoategui, Venezuela	12.1	6.6	25.2
F - #14 Laimonas Chatkevicius	6-11	245	Sr.	Klaipeda, Lithuania	10.8	4.9	22.7
TENNESSEE	HT.	WT.	YR.	HOMETOWN	PPG	RPG	MPG
G - #0 Kevin Punter	6-2	190	Sr.	Bronx, N.Y.	22.6	3.9	34.7
G - #3 Robert Hubbs III	6-4	207	Jr.	Newbern, Tenn.	12.3	4.5	29.4
G - #34 Devon Baulkman	6-4	200	Sr.	Bainbridge, Ga.	10.1	3.7	28.8
F - #4 Armani Moore	6-4	217	Sr.	Kennesaw, Ga.	12.5	7.9	31.8
F - #5 Admiral Schofield	6-5	240	Fr.	Zion, Ill.	6.8	3.4	16.6

TODAY'S GAME

South Carolina looks for its second-straight SEC road win when it travels to face Tennessee on Saturday in Knoxville for a Noon tip-off versus the Vols. The Gamecocks won last season's meeting against the Vols, halting a 15-game UT win streak in the series.
















GAME STORYLINES

- South Carolina is in its 108th season of varsity basketball in 2015-16.
- Carolina is led by fourth-year head coach Frank Martin. Alongside him are associate head coach Matt Figger, assistant coaches Perry Clark and Lamont Evans and director of men's hoops operations, Andy Assaley.
- South Carolina is ranked No. 24 in this week's Associated Press Top 25 Poll, while Carolina is No. 18 in the USA Today/Coaches Top 25 Poll. The Gamecocks have been ranked for the past six weeks in the Coaches Poll, rising to as high as 15th, and for five-straight weeks in the AP poll, reaching as high as 19th.
- Carolina clinched its seventh win away from Columbia on Tuesday, pulling off an overtime, come-back win at Ole Miss. Four Gamecocks were in double figures, led by senior forward Michael Carrera's 19 - with 12 of those coming in the second half and five in overtime. Carolina trailed by 11 with 4:13 remaining in regulation, and held the Rebels scoreless the remainder of the way to force overtime.
- In four away games this season, Carolina averages 68.2 points per game, and has hit 42.7 percent of its attempts from the floor.
- South Carolina will face the SEC's second-leading scorer on Saturday in Tennessee's Kevin Punter (22.6 points per game), after facing Ole Miss' Stefan Moody on Tuesday, the league's leading scorer at 24.3 points per game.



SOUTH CAROLINA GAMECOCKS

OVERALL: 17-1; SEC: 4-1; HOME: 10-0; AWAY: 3-1; NEUTRAL: 4-0

0		SINDARIUS THORNWELL - Jr. - G - 6-5 - 215 - Lancaster, S.C. MIN PTS RBS AST FG% 3FG% FT% 31.3 12.1 4.8 3.7 35.2 29.2 74.5	- Became 42nd member of 1,000 point club with 19 points vs. Vandy - Team high 19 points vs. Vandy, also 8 rebounds and 2 assists - Matched season high with team high 22 points, 5 rebs, 4 assists, 3 steals vs. Missouri - Struggled offensively at Ole Miss, but dished six assists in a career high 41 minutes - Last 5 games: 14.0 points, 3.8 rebounds, 3.8 assists per game
1		MARCUS STROMAN - So. - G - 6-2 - 185 - Columbia, S.C. MIN PTS RBS AST FG% 3FG% FT% 16.9 2.8 2.1 1.6 27.6 50.0 72.2	- Top scoring output of the season with 10 points at Auburn, 8-8 from FT line - Sustained a cut on his forehead which required stitches in game at Alabama - Did not play vs. Missouri due to concussion related symptoms - Returned vs. Ole Miss, dishing two assists and collecting two steals
2		RAYMOND DOBY - Fr. - F - 6-6 - 233 - Cahokia, Ill. MIN PTS RBS BLK FG% 3FG% FT% 3.1 1.7 0.7 0.1 50.0 0.0 50.0	- Played his senior season at Montrose Christian School and spent a post-grad year at St. John's Northwestern Military Academy in Wisconsin - DNP vs. USF due to back spasms - Scored first-career points with eight and four rebounds in win vs. Francis Marion
4		JAMALL GREGORY - Fr. - G - 6-2 - 202 - Washington, D.C. MIN PTS RBS AST FG% 3FG% FT% 6.4 2.6 1.3 0.8 61.5 40.0 55.6	- In seven minutes vs. WCU, scored two points and collected two rebounds - Season high 14 minutes vs. Francis Marion, scored six points, with 3 assists - Saw action at Alabama, scoring eight points with an assists - Season high 18 minutes in win at Ole Miss, 4 points, 4 rebounds, 2 assists
5		TEMARCUS BLANTON - R-Fr. - G - 6-5 - 2015 - Locust Grove, Ga. MIN PTS RBS AST FG% 3FG% FT% 4.1 1.4 0.7 0.3 28.6 50.0 1.000	- Suffered a hip injury that required surgery during the 2014-15 preseason and missed the entire campaign - Scored first points as a Gamecock with two at the foul line vs. USF - Hit a pair of 3s on back-to-back possessions in final minutes of Drexel contest
10		DUANE NOTICE - Jr. - G - 6-2 - 218 - Woodbridge, Ontario MIN PTS RBS AST FG% 3FG% FT% 24.5 11.4 2.2 1.9 37.3 40.0 81.4	- Matchup MVP vs. St. John's, 20 points, 7-of-10 from the field, two steals - 12 points, 3 rebounds, 2 assists at Auburn - Eight points, four assists in win vs. Vandy - Six points with two assists and five rebounds vs. Missouri - 14 points, matching season high with four 3s, in win at Ole Miss
14		LAIMONAS CHATKEVICIUS - St. - F - 6-11 - 245 - Klaipeda, Lithuania MIN PTS RBS BLK FG% 3FG% FT% 22.7 10.8 4.9 1.1 55.1 31.3 70.4	- Third-career double-double with 12 points, game high 10 rebounds at Auburn - 9 points, 4 rebounds, 2 steals in win vs. Vandy - 10 points with seven assists and a pair of blocks in win vs. Missouri - Double-double with 17 points and game high 10 rebounds in win at Ole Miss - Last 5 games: 10.8 points, 6.8 rebounds and 0.9 blocks per game
15		PJ DOZIER - Fr. - G - 6-6 - 200 - Columbia, S.C. MIN PTS RBS AST FG% 3FG% FT% 19.8 7.5 3.7 1.8 39.1 25.0 51.1	- 4 points, 5 assists in 15 minutes at Auburn - 9 points, three rebounds in win vs. Vandy - Double figures with 11 points and 7 rebounds in win vs. Missouri - 6 points, 4 rebounds and 3 assists in win at Ole Miss
20		JUSTIN MCKIE - Jr. - G - 6-4 - 197 - Columbia, S.C. MIN PTS RBS AST FG% 3FG% FT% 7.4 1.4 0.8 1.0 24.1 16.7 60.0	- Three points and three assists in exhibition vs. Allen - Solid in win vs. Lipscomb, posting six points, and dishing a career high five assists with one steal in 19 minutes - 16 assists against 4 turnovers this season
21		JOHN RAGIN - Fr. - G - 6-2 - 177 - Eastover, S.C. MIN PTS RBS AST FG% 3FG% FT% 2.0 0.5 0.3 0.0 33.3 0.0 0.0	- Averaged 13 points during senior season at Cardinal Newman High School - Saw action vs. Western Carolina, collecting one rebound - Scored first-career points vs. Francis Marion - Not available vs. Memphis and Auburn due to an abdominal strain
23		ERIC COBB - Fr. - F - 6-9 - 296 - Jacksonville, Fla. MIN PTS RBS BLK FG% 3FG% FT% 7.6 1.5 2.3 0.1 66.7 0.0 0.0	- Starred in exhibition vs. Allen with game best 14 rebounds and 8 points in 23 min. - Four rebounds and a block in win vs. Drexel - Four points and five rebounds, playing very well vs. Clemson - Season high seven rebounds in win vs. Francis Marion, also two assists
24		MICHAEL CARRERA - Sr. - F - 6-5 - 214 - Anzoátegui, Venezuela MIN PTS RBS AST FG% 3FG% FT% 25.2 12.1 6.6 1.6 48.6 44.4 77.9	- Collected third double-double of the season with team highs of 14 points and 10 rebounds at Alabama - Foul trouble, but seven points, five rebounds in win vs. Missouri - Huge in final minutes of win at Ole Miss, scoring 17 of his 19 points in 2nd half/OT - Last 5 games: 11.2 points, 7.8 rebounds per game
25		MINDAUGAS KACINAS - Sr. - F - 6-7 - 229 - Klaipeda, Lithuania MIN PTS RBS AST FG% 3FG% FT% 29.9 11.4 5.4 0.9 56.7 25.8 62.3	- 8 points, 5 rebounds, 2 assists and 2 steals in 36 minutes vs. Memphis - 13 points, four rebounds in 33 minutes in win vs. Vandy - 14 points, 5 rebounds - all on the offensive glass - in win vs. Missouri - 10 points, 7 rebounds in win at Ole Miss - Last 5 games: 10.0 points, 4.6 rebounds per game
30		CHRIS SILVA - Fr. - F - 6-9 - 220 - Libreville, Gabon MIN PTS RBS BLK FG% 3FG% FT% 13.0 5.3 4.4 0.9 45.0 0.0 60.0	- Native of Gabon, but played high school basketball at Roselle Catholic in N.J. - 6 points, 7 rebounds, including 4 offensive, in win vs. Memphis - 5 rebounds in 9 minutes in win vs. Vandy - Posted 9 points with 3 rebounds in win vs. Missouri
31		JARRELL HOLLIMAN - R-So. - F - 6-7 - 200 - Alpharetta, Ga. MIN PTS RBS AST FG% 3FG% FT% 1.7 0.0 0.0 0.0 0.0 0.0 0.0	- Played one year at Elmhurst College - Also ran track and field during high school career - A music major who one day would like to play in a symphony

INTERVIEW POLICIES

All interview requests must be made in advance to SID Emily Miles in the South Carolina Media Relations Office. Beginning with the start of practice in October, Miles will release a weekly coach and student-athlete availability schedule to media on Mondays.

Post-Game Interview Policy: After each home game, the visiting coach will address the media first, followed by South Carolina student-athletes then South Carolina head coach Frank Martin. (Depending on deadline, this may be altered on a game-by-game basis).

Road Interview Policy: Interviews with Coach Martin and Gamecock student-athletes while on the road will be scheduled according to the home post-game media procedure.

All interviews are to be coordinated through the Media Relations Office. This allows the staff to arrange the interview when it best suits the student-athlete's and the reporter's schedules. Please contact the Media Relations Office in advance to make your interview requests. Media are not permitted to contact student-athletes on their own at any time.

All interviews will take place at the designated media interview site for that day as listed in the weekly availability schedule or in the Media Relations Office.

Dormitory, apartment and cell phone numbers for student-athletes will not be provided to the media. Should you need to conduct a telephone interview with a student-athlete, a call will be placed to you from the student-athlete at a mutually agreeable time.

SOUTH CAROLINA MEDIA RELATIONS

Emily Miles, primary contact

Associate Director

cell: 803-727-3284

e-mail: efeeny@mailbox.sc.edu

Twitter: @EmilyFeenySID

Website: www.GamecocksOnline.com

Facebook: www.Facebook.com/GamecockMBB

Twitter: @GamecockMBB

Instagram: @GamecockMBB

STAT COMPARISON

	SC	TENN.	NCAA Rank
Record	17-1	9-9	2/188
Conference Record	4-1	2-4	-
Current Streak	W2	L1	-
Scoring Avg.	78.4	79.3	74/58
Opponent Scoring Avg.	67.0	77.0	79/285
Scoring Margin	+11.4	+2.3	40/176
Field Goal %	.442	.434	165/203
Opponent Field Goal %	.386	.422	18/134
3-Point Field Goal %	.344	.338	175/204
Opponent 3-Point Field Goal %	.342	.347	184/213
3-Point Field Goal Made PG	6.0	7.2	254/152
3-Point Field Goal Attempts PG	17.4	21.4	279/132%
Free Throw %	.676	.723	234/74
Opponent Free Throw %	.659	.693	-
Rebounding Avg.	42.3	39.0	15/69
Opponent Rebounding Avg.	32.6	40.8	-
Rebounding Margin	+9.7	-1.8	14/248
Turnovers Avg.	14.2	11.1	277/32
Opponent Turnover Avg.	15.6	12.8	-
Assists Avg.	13.8	14.1	157/135
Blocks Avg.	4.5	5.4	72/22
Steals Avg.	7.2	5.5	84/251

% indicates total attempts

NCAA stats games through Jan. 20

BY THE NUMBERS

17/10

Senior forward Laimonas Chatkevicius scored 17 points and collected 10 rebounds for his second double-double of the season and the fourth of his career in the win at Ole Miss.

54.9%

Senior forward Mindaugas Kacinas currently ranks seventh all-time in Gamecock history in career field goal percentage with a mark of 55.2 percent.

7

South Carolina leads the SEC with seven wins away from home this season (three road wins, four neutral site wins).

+10

In five league games, four Gamecocks are averaging double-figure points in Thornwell (14.0), Carrera (11.2), Chatkevicius (10.8) and Kacinas (10.0).

A SOUTH CAROLINA WIN WOULD ...

- Be the second-straight in the series vs. Tennessee after the Vols won the previous 15.
- Be the Gamecocks' 18th win of the season, the most in a season since posting 21 wins during the 2008-09 campaign.
- Be Carolina's eighth win away from Columbia this season (away/neutral site contests), the most since the Gamecocks won 13 during the NIT Championship season of 2006.

- Did you know? Frank Martin and Tennessee head coach Rick Barnes met five times as head coaches at Kansas State and Texas, respectively, during their time in the Big 12. Martin holds a slight 3-2 edge in games played between the two head coaches. Martin's first-ever win over a No. 1 ranked opponent came against Barnes' Longhorns during the 2009-10 campaign.

- The Gamecocks left the Alabama game behind them, and got back on the winning track with an 81-72 win versus visiting Missouri On Jan. 16. Junior guard Sindarius Thornwell matched his season high with 22 points in the win, also dishing a team high four assists to go along with a team best three steals. Missouri hit 49.1% (28-57) from the field in the contest, the second-highest mark by a Carolina opponent all season, but the Gamecocks had four reach double-figures in the win, and converted on 22-of-33 attempts at the foul line to clinch the victory.

- South Carolina is 21st in the most recent NCAA RPI (Jan. 22).

- The Gamecocks are in their 25th season of competition in the Southeastern Conference in 2016. Carolina owns a 148-247 (.374) all-time record in SEC play.

- Frank Martin owns a 69-72 (.489) all-time record in conference games.

- Alabama jumped out to an early 10-2 advantage behind the hot shooting hand of sophomore Riley Norris, and the Gamecocks never recovered from the run, falling 73-50, in Tuscaloosa on Tuesday, marking Carolina's first loss of the season. Senior forward Michael Carrera was the lone Gamecock in double figures with 14 points to go along with 10 rebounds for his ninth-career double-double and third of the season.

- For the third game in a row, junior guard Sindarius Thornwell led the Gamecocks in scoring, posting 19 to pace Carolina in a comeback win versus Vanderbilt at Colonial Life Arena last Saturday. En route to his 19, Thornwell tallied the 1,000th point of his career, becoming the 42nd member of the Carolina 1,000-point club. Senior forward Mindaugas Kacinas also tallied double-figures with 13. The star of the game was the Gamecock defense, holding the Commodores to just 32.8 percent from the floor (Vandy came into the matchup averaging 47.7 percent from the field.)

- Led by a season high 22 points from junior guard Sindarius Thornwell, South Carolina had five score in double-figures, and the Gamecocks won their first SEC opener since 2011 on Jan. 5 with an 81-69 win on the road at Auburn. It marked Carolina's sixth win away from Colonial Life Arena this season. Carolina held a 13-point advantage at the half, led by hot 3-point shooting in the opening stanza. The Gamecocks would go on to hit 50% from the field in the game, and match a season high with nine made 3s.

- A combined 68 fouls and 99 free throw attempts was the story of South Carolina's 86-76 win vs. visiting Memphis on Jan. 2 at Colonial Life Arena in the final non-conference tune-up of the season for Carolina. The win moved the Gamecocks to 13-0 on the year, it's longest win streak since the 1969-70 squad won 17-straight. Senior forward Michael Carrera posted his second double-double of the season with 16 points and a game high 11 rebounds, while junior guard Sindarius Thornwell added a season high 18 points, two assists and three steals.

- In the most updated NCAA stats (games through Jan. 20), South Carolina ranks in the top 20 in field goal percentage defense (18th), rebound margin (14th), free throw attempts (6th), free throws made (10th), and total rebounds per game (15th).

- Behind a season high 13 points from rookie forward Chris Silva, the Gamecocks kept their unbeaten streak alive with a 78-56 win vs. visiting Francis Marion at Colonial Life Arena on Dec. 30. Fellow freshman Eric Cobb would pull down a team high seven rebounds, and rookie point guard PJ Dozier collected a season high five steals. The Gamecocks out-rebounded the Patriots 47-42 and scored 29 points off of 22 FMU turnovers.

- Carolina returns eight letterwinners, including four starters from last season's squad.

- PJ Dozier was named to the 2015 McDonald's All-American squad, earning the start in the contest. Dozier is the fourth McDonald's All-American in Gamecock history, the others include PJ's uncle, Terry Dozier, South Carolina's all-time leading scorer BJ McKie and Rolando Howell.

ASSOCIATED PRESS TOP 25

Jan. 18, 2016

Rk.	Team	Record	Pts.
1	Oklahoma (65)	15-1	1,625
2	North Carolina	16-2	1,515
3	Kansas	15-2	1,499
4	Villanova	16-2	1,403
5	Xavier	16-1	1,321
6	West Virginia	15-2	1,278
7	Maryland	16-2	1,259
8	SMU	17-0	1,179
9	Iowa	14-3	1,167
10	Texas A&M	15-2	994
11	Michigan State	16-3	950
12	Arizona	15-3	801
13	Virginia	13-4	649
13	Baylor	14-3	649
15	Miami (FL)	13-3	645
16	Providence	15-3	609
17	Louisville	14-3	608
18	Butler	13-4	439
19	Iowa State	13-4	411
20	Duke	14-4	375
21	USC	15-3	338
22	Purdue	15-3	322
23	Kentucky	13-4	276
24	South Carolina	16-1	252
25	Indiana	15-3	210

Others receiving votes: Pittsburgh 184, Clemson 53, Wichita St 38, Valparaiso 30, Notre Dame 14, Dayton 9, Saint Mary's 8, Gonzaga 5, Utah 3, Hawaii 3, Arkansas-Little Rock 1, Monmouth 1, Navy 1, Oregon 1

Dropped from rankings: Pittsburgh 20, Gonzaga 25

USA TODAY TOP 25

Jan. 18, 2016

Rk.	Team	Record	Pts.
1	Oklahoma (26)	15-1	763
2	North Carolina (4)	16-2	727
3	Kansas (1)	15-2	700
4	Villanova	16-2	674
5	Maryland	16-2	629
6	Xavier	16-1	616
7	West Virginia	15-2	585
8	Texas A&M	15-2	532
9	Iowa	14-3	494
10	Michigan State	16-3	461
11	Arizona	15-3	438
12	Duke	14-4	360
13	Virginia	13-4	340
14	Miami (FL)	13-3	319
15	Baylor	14-3	306
16	Louisville	14-3	288
17	Providence	15-3	269
18	South Carolina	16-1	231
19	Kentucky	13-4	206
20	Pittsburgh	15-2	179
21	Iowa State	13-4	173
22	Purdue	15-3	167
23	Indiana	15-3	162
24	Butler	13-4	156
25	USC	15-3	103

Others receiving votes: Gonzaga 35, Clemson 29, Dayton 29, Oregon 20, Valparaiso 16, Wichita St 16, Connecticut 12, Saint Mary's 10, Michigan 6, Washington 5, Arkansas-Little Rock 5, California 5, LSU 3, Monmouth 3, Seton Hall 2, UAB 1

Dropped from rankings: Gonzaga 21



SOUTHEASTERN CONFERENCE STANDINGS

As of Jan. 22

Team	Conference	Overall
Texas A&M	6-0	16-2
South Carolina	4-1	17-1
Florida	4-2	12-6
Kentucky	4-2	14-4
LSU	4-2	11-7
Arkansas	3-3	9-9
Auburn	3-3	9-8
Georgia	3-3	10-6
Vanderbilt	3-3	11-7
Ole Miss	2-4	12-6
Tennessee	2-4	9-9
Alabama	1-4	10-7
Missouri	1-4	8-10
Mississippi State	0-5	7-10

COACHES TELECONFERENCE

The weekly SEC men's basketball coaches teleconference will begin Monday, Jan. 4 and continue through March 7. Media representatives wishing to participate in the teleconference should contact the SEC Communications Department for further details. Each coach will appear on the teleconference for seven minutes, according to the following schedule:

ORDER OF APPEARANCE

(All Times Eastern)

11:00 a.m.	Kevin Stallings, Vanderbilt
11:07 a.m.	Mike White, Florida
11:14 a.m.	Frank Martin, South Carolina
11:21 a.m.	Mark Fox, Georgia
11:28 a.m.	Johnny Jones, LSU
11:35 a.m.	John Calipari, Kentucky
11:42 a.m.	Rick Barnes, Tennessee
11:49 a.m.	Mike Anderson, Arkansas
11:56 a.m.	Avery Johnson, Alabama
12:03 a.m.	Bruce Pearl, Auburn
12:10 a.m.	Andy Kennedy, Ole Miss
12:17 a.m.	Ben Howland, Miss. State
12:24 a.m.	Kim Anderson, Missouri
12:31 a.m.	Billy Kennedy, Texas A&M

In addition, the SEC men's basketball teams who make it to postseason will be on a teleconference on Monday, March 14 beginning at 10:00 a.m. CT.

All SEC basketball teleconferences can be listened to on the internet at www.secdigitalnetwork.com shortly after the conclusion of the teleconference.

CAROLINA BENCH PRODUCTION

GAME	SC-OPP	DIFF.	SC HIGH
			BENCH SCORER
Norfolk State	38-36	+2	Notice, 14
Oral Roberts	26-8	+18	Notice, 18
vs. DePaul	22-32	-10	Notice, 11
vs. Hofstra	16-15	+1	Notice/Silva, 7
vs. Tulsa	15-22	-8	Notice, 11
Lipscomb	34-33	+1	Notice, 16
Western Carolina	24-17	+7	Silva, 9
USF	23-25	-2	Notice, 15
Drexel	26-19	+7	Silva, 9
at Clemson	16-8	+8	Notice, 10
vs. St. John's	26-11	+15	Notice, 20
Francis Marion	48-32	+16	Silva, 13
Memphis	28-30	-2	Notice, 15
at Auburn	24-3	+21	Notice, 12
Vanderbilt	15-23	-8	Notice, 8
at Alabama	22-28	-6	Gregory, 8
Missouri	17-31	-14	Silva, 9
at Ole Miss	20-13	+7	Notice, 14
at Tennessee			
Mississippi State			
Alabama			
at Georgia			
at Texas A&M			
LSU			
Kentucky			
at Missouri			
Florida			
Tennessee			
at Mississippi State			
Georgia			
at Arkansas			

SPECIALTY STATS

(PP) points in paint; (OT) points off turnovers; (2nd) second chance points; (FB) fast break points

(South Carolina-Opponent)

GAME	PP	OT	2ND	FB
Norfolk State	24-14	19-13	21-13	10-4
Oral Roberts	42-20	12-5	25-6	7-2
vs. DePaul	30-22	11-12	19-11	9-6
vs. Hofstra	44-18	13-15	24-9	8-6
vs. Tulsa	34-32	18-12	4-6	4-8
Lipscomb	54-28	18-13	13-9	16-9
Western Carolina	32-12	18-6	13-9	8-10
USF	38-30	27-8	10-13	23-9
Drexel	34-12	18-2	9-3	10-0
at Clemson	24-24	6-12	11-13	2-0
vs. St. John's	36-20	13-19	14-9	2-2
Francis Marion	34-18	29-7	10-8	12-2
Memphis	28-20	17-10	17-12	2-12
at Auburn	32-24	28-22	9-6	12-4
Vanderbilt	36-22	18-9	12-12	13-2
at Alabama	26-20	8-23	6-12	6-2
Missouri	44-32	20-9	21-5	10-19
at Ole Miss	40-26	11-9	19-13	0-8
at Tennessee				
Mississippi State				
Alabama				
at Georgia				
at Texas A&M				
LSU				
Kentucky				
at Missouri				
Florida				
Tennessee				
at Mississippi State				
Georgia				
at Arkansas				
SEC Tourney				
NCAA Tourney				
SC Total	628	304	257	154
SC Average	34.9	16.9	14.3	8.6
Opp Total	394	206	169	100
Opp Average	21.9	11.4	9.4	5.6

UNIVERSITY INFORMATION

Location..... Columbia, S.C.
Founded..... 1801
Enrollment..... 32,972
Nickname..... Gamecocks
Colors Garnet (PMS 202) and Black
National Affiliation NCAA Division I
Conference..... Southeastern (SEC)
Athletics Web Address www.GamecocksOnline.com
University Web Address..... www.sc.edu
President Dr. Harris Pastides
NCAA Representative Dr. Valinda Littlefield
Athletics Director..... Ray Tanner
Basketball Administrator/Chief Operating Officer..... Kevin O'Connell

BASKETBALL STAFF/INFORMATION

Head Coach Frank Martin
Alma Mater Florida International, '93
Record At South Carolina/Seasons 62-55 (.529), 4th season
Overall Record/Seasons 179-109 (.621), 9th season
Assoc. Head Coach/Recruiting Coord. Matt Figger (Eastern Kentucky, '95)
Assistant Coach Perry Clark (Gettysburg, '74)
Assistant Coach Lamont Evans (Kansas State, '09)
Director of Basketball Operations Andy Assaley (Cincinnati, '96)
Strength & Conditioning Coach..... Scott Greenawalt (Muskingum College, '98)
Athletic Trainer Mark Rodger (Buffalo, '01)
Video Coordinator Patrick Schulte (Kansas State, '13)
Student-Athlete Development Doug Edwards (Florida State, '07)
Associate Media Relations Director..... Emily Miles (Feeney) (Ball State, '03)
Home Arena..... Colonial Life Arena
Capacity..... 18,000
Arena General Manager..... Lexi Boone
Press Row Phone Number 803-777-6182

BASKETBALL HISTORY

First Year of Basketball..... 1908
All-Time Record..... 1,359-1,204-1 (.529)
Overall Postseason Record..... 25-18
NCAA Tournament Appearances 8 (1971, 1972, 1973, 1974, 1989, 1997, 1998, 2004)
NCAA Tournament Record..... 4-9
Last NCAA Tournament Appearance 2004, L vs. Memphis, 59-43
NIT Appearances 11 (1969, 1975, 1978, 1983, 1991, 1996, 2001, 2002, 2005, 2006, 2009)
NIT Record 21-9
Last NIT Appearance 2009, L vs. Davidson, 70-63
Conference Championships/Titles.....
SoCon Regular Season (1927, 1933, 1934, 1945); SoCon Tournament
Champion (1933); ACC Regular Season (1970);
ACC Champion (1971); SEC Regular Season (1997); SEC East Division
Co-Champions (2009)

TEAM INFORMATION

2014-15 Record 17-16
Southeastern Conference Record/Finish 6-12/t-11th
SEC Tournament Record 2-1
Postseason N/A
Letterwinners Returning/Lost..... 8/4
Starters Returning/Lost 4/1
**based on final game starters from 2014-15 season*
Newcomers 7
Roster Breakdown 4 seniors, 3 juniors, 2 sophomores, 7 freshmen

GAMECOCKS IN THE POLLS

South Carolina is ranked No. 24 in this week's Associated Press Top 25 Poll, while Carolina is No. 18 in the USA Today/Coaches Top 25 Poll. The Gamecocks have been ranked for the past six weeks in the Coaches Poll, rising to as high as 15th, and for five-straight weeks in the AP poll, reaching as high as 19th.

SCOUTING TENNESSEE

Tennessee enters Saturday's matchup with a 9-9 overall record, which includes a 2-4 mark in league games. UT most recently suffered a home loss against in-state rival Vanderbilt on Wednesday, in an 88-74 decision. Tennessee's league wins this season have come against Florida and at Mississippi State. Senior guard Kevin Punter is second in the SEC and leads the Vols with 22.6 points per game. He is also the second-leading scorer in strictly league contests at 23.5 points per game. Armani Moore (12.5), Robert Hubbs III (12.3) and Devon Baulkman (10.1) also average double figures for the Vols. Tennessee, which was picked to finish 12th in the SEC Preseason Poll, is averaging 79.3 points per game this season (overall games), which ranks third in the league. The Vols also rank among league leaders with 14.1 assists per game. The squad is led by head coach Rick Barnes in his first season in Knoxville.

UP NEXT

After two road games this week, Carolina will be home for a pair of SEC contests next week, hosting Mississippi State on Tuesday (Jan. 26), before welcoming Alabama for an evening matchup on Saturday (Jan. 30). The meeting versus the Bulldogs will be the first of two this season between the two schools, and the Alabama contest is a rematch between the Crimson Tide and Gamecocks. On Jan. 13, Alabama handed Carolina its only loss of the season thus far in Tuscaloosa. Both games will be televised on the SEC Network.

GAMECOCK DEFENSE

Gamecock opponents average just 67.0 points per game this season against the Carolina defense, which also forces an average of 15.6 turnovers per game, and collects 7.2 steals per game. Below is a quick look at where the Gamecocks rank in the SEC (overall games) in a selection of defensive categories (through Jan. 21 games):

Scoring Defense: 6th, 67.0 opp. points per game (Texas A&M 1st with 64.3 per game)
FG Percent Defense: 3rd, 38.6 percent (Vandy 1st with 37.3 percent)
Turnover Margin: 7th, +1.4 per game (Texas A&M 1st with +3.7 per game)
Rebounding Defense: 2nd, 32.6 opponent rebounds per game (Kentucky 1st with 32.3 per game)
Steals: 5th, 7.2 per game (LSU 1st with 8.1 per game)
Defensive Rebound Percent: 1st, 72.9 percent (507 defensive rebs., compared to 188 opponent offensive rebs. per game)

GAMECOCK OFFENSE

South Carolina has scored at least 80 points in nine of 18 games this season, capped by its 92-point effort vs. Lipscomb. Last season, Carolina eclipsed the 80-point mark just four total times. Below is a quick look at where the Gamecocks rank in the SEC (overall games) in a selection of offensive categories (through Jan. 21 games):

Scoring: 6th, 78.4 points per game (Arkansas 1st with 82.8 per game)
3-point FG Percentage: 6th, 34.4 percent (Arkansas 1st with 43.5 percent)
Offensive Rebounds: 2nd, 14.1 per game (Kentucky 1st with 14.3 per game)

BY THE NUMBERS

70 - Senior forward Michael Carrera currently has 70 made field goals this season, which matches his total field goals from all of the 2014-15 campaign.
103 - Senior forward Michael Carrera needs just 103 points to reach the 1,000 point plateau for his career in the Garnet and Black.
18 - Rookie guard Jamall Gregory played a season high 18 minutes in Carolina's win at Ole Miss earlier this week. Gregory scored four points, including a highlight reel dunk in the second half, while also pulling down five rebounds. He also aided the Gamecock offense with two assists against zero turnovers in the contest.
11 - South Carolina trailed by as many as 11 points in the matchup at Ole Miss before the comeback win. It was Carolina's first comeback win in a true road game after trailing by double-digits since posting a 58-55 win at Clemson on Dec. 4, 2011. The Gamecocks trailed the Tigers by 10 in that contest.
2 - South Carolina's win in Oxford versus the Rebels was just the second road win in the series for the Gamecocks (first was in 2008).
18 - The Gamecocks rank 18th in the country in the most recent NCAA stats in field goal percentage defense, as opponents average just 38.6 percent from the floor in overall games this season.
+10 - Five Gamecocks average double-figures in overall games this season led by junior guard Sindarius Thornwell's 12.1 per game.

68.2 - In three away games this season, the Gamecocks average 68.2 points per game.
75.2% - South Carolina averages 72.5 percent from the free throw line in the final five minutes of overall games this season.

90.6 - Senior forward Michael Carrera is 29-of-32 from the free throw line in the final five minutes and overtime of games this season. At Ole Miss, Carrera was a combined 5-of-5 from the charity stripe in the final five minutes of regulation and in overtime.

116 - Senior forward Mindaugas Kacinas is just five games away from cracking the top 10 in career games played in South Carolina history. Tony Kitchings (1999-2003), Barry Manning (1988-92) and Jamel Bradley (1999-2002) played in 121 games each during their careers.

22 - Junior guard Sindarius Thornwell matched his season high with 22 points in the Carolina win vs. Missouri. He also hit 22 in the road win to open league play at Auburn.

5 - In scoring those 22 points at Auburn, Thornwell hit a career high five 3s. It was the most made 3s in a game by a Gamecock since classmate Duane Notice hit his own career high five vs. Clemson last season.

12/10 - Senior forward Laimonas Chatkevicius posted the third double-double of his career at Auburn on Jan. 5 with 12 points and a game high 10 rebounds. His last double-double came at Auburn last season when he tallied 13 points and 11 rebounds.

+9.7 - The Gamecocks have out-rebounded 16 of 18 opponents this season by a mark of +9.7 rebounds per game, which leads the SEC and ranks 14th nationally.

53: Carolina's 53 rebounds versus Memphis marked the most for the Gamecocks in a game since pulling down 55 vs. USC Upstate on Nov. 23, 2010.

12-12: Junior guard Duane Notice hit 12-of-12 from the free throw line in the Jan. 2 win vs. Memphis. It marked career highs for Notice in both makes and attempts, and the top mark by a Gamecock this season.

7 - Freshman forward Eric Cobb pulled down a team high seven rebounds in the win vs. Francis Marion, which also marked a season high for him.

29 - South Carolina ranks 39th in the most recent ESPN BPI (Jan. 22), which accounts for the final score, pace of play, site, strength of opponent and absence of key players in every Division I men's game.

3 - Junior guard Duane Notice hit three 3s in the Jan. 19 win at Ole Miss. It marked the 16th time in his career that he has hit at least three from beyond the arc in a game.

27 - 27 opposing players have fouled out through Carolina's first 18 games, and opponents are averaging 24.6 fouls committed this season. A deep bench has helped the Gamecocks have just three DQs so far this season, with an average of 19.7 fouls per game.

36 - South Carolina trailed for only 36 seconds in three games at the Paradise Jam, all against Hofstra.

48.4% - The Gamecocks shot 48.4 percent from the floor in three games at the Paradise Jam, led by senior forward Mindaugas Kacinas' 65.5 percent (19-29) at the event.

37 - South Carolina's 37 made shots vs. Hofstra were the most for the Gamecocks under the direction of Frank Martin and the most since posting 35 makes vs. Elon on Nov. 19, 2010.

3.0 - In the spring of 2015 the Gamecocks posted their fifth-straight semester of a 3.0 cumulative team GPA or higher.

SERIES VS. TENNESSEE

Tennessee leads the all-time series versus South Carolina 41-24, including a 23-8 advantage in games played in Knoxville. Prior to last season's win for the Gamecocks at Thompson-Boling Arena, UT had won 15-straight in the series. Below is a breakdown of the last 10 games between the two schools:

TENNESSEE (24-41)

H: 14-14; A: 8-23; N: 2-2

F. 20, 2010	H	55-63	L
F. 16, 2011	A	67-73	L
M. 3, 2011	H	69-73	L
F. 8, 2012	A	57-69	L
F. 25, 2012	H	64-73	L
F. 10, 2013	H	61-66	L
F. 8, 2014	A	53-72	L
M. 14, 2014	N	44-59	L
J. 20, 2014	H	62-66	L
M. 7, 2015	A	60-49	W

GAMECOCKS WIN IN KNOXVILLE

The Gamecocks concluded the 2014-15 regular season with an 11-point victory on the road at Tennessee on March 7, 2015. The win, Carolina's first in Knoxville since the 2002 campaign, broke a 15-game Volunteer win streak in the series between the two schools. Four Gamecocks recorded double-figures in that contest, including then-junior forward Michael Carrera who posted team highs with 14 points and seven rebounds. Senior guard Tyrone Johnson and sophomore guard Duane Notice each dished a team high five assists.

CAROLINA TRENDS UNDER MARTIN

Gamecock trends under Frank Martin ...

- South Carolina is 36-27 when posting at least six made 3s in a game.
 - South Carolina posted nine made 3s in the season opener vs. Norfolk State and again in the win at Auburn, a mark which matched the 2014-15 season high.
- South Carolina is 49-21 when scoring more points in the paint than its opponent.
 - The Gamecocks posted a 2015-16 season high 54 points in the paint vs. Lipscomb.
- South Carolina is 52-25 when holding its opponents to under 45 percent from the field.
 - South Carolina has held 15 of 18 opponents under 45 percent from the field this season.
- South Carolina is 49-25 when out-rebounding its opponent.
 - The Gamecocks hold a +9.7 rebound margin this season which leads the SEC and ranks 14th in the nation.

MARTIN EARNS MID-SEASON HONOR

South Carolina head men's basketball coach Frank Martin is the recipient of the Jim Phelan Award Mid-Season Honors, as announced by College Insider in January. The Phelan Award is presented annually to the top coach in Division I men's basketball. The award is named in honor of Jim Phelan who coached his entire career at Mount Saint Mary's University. He led the Mountaineers to the 1962 NCAA Men's Division II Basketball Championship.

OLE MISS GAME NOTES

- This was the team's first overtime game since the 2012-13 season, when it played in three. The last overtime win came at LSU almost three years to the day, Jan. 16, 2013
- With the win, South Carolina now matches its win total from all of last season.
- This is South Carolina's second win ever in Oxford, the first since 2008. The Gamecocks have won back-to-back games in the series after allowing the Rebels to win the previous three.
- Laimonas Chatkevicius recorded his second double-double of the season, the fourth of his career, and has scored double figures in back-to-back games for the first time since Nov. 27.
- The team's 40-26 advantage in points in the paint marked the second straight game with 40 or more points in the category so far this season.
- Freshman Jamall Gregory played an important role off the bench, spelling a Carolina backcourt that was run ragged by Moody. He would play a career-high 18 minutes, and the team was plus-25 when he was on the court.
- Ole Miss only turned the ball over 10 times, the lowest total committed by a Gamecock opponent so far this season.

MISSOURI GAME NOTES

- Sindarius Thornwell responded well to a slow night offensively at Alabama, scoring a season-high 22 points. He is averaging 16.3 points per game so far in the SEC season.
- Saturday was just the third time all season that the Gamecocks were outshot in a game, allowing Missouri to finish with a 49-45 advantage in field goal percentage. South Carolina is now 2-1 when being outshot this season.
- The team is now 10-0 at home this season, already matching its win total from all of last season.
- South Carolina is 3-1 to start the conference season for the first time since 2011.
- Thornwell was presented with a ball pregame to commemorate his 1,000th career point. After his 22-point showing Saturday, he passed Jack Gilloon (1,027, 1974-78) in the career scoring list.
- PJ Dozier scored 11 points Saturday, his first double-figure game since Dec. 18 at Clemson. Four Gamecocks in total went for double figures against Missouri, the ninth time it has happened this season.

KACINAS EARNS SEC PLAYER OF THE WEEK

Senior Mindaugas Kacinas was named the SEC Player of the Week on Monday, Nov. 30, his second-career weekly honor, after earning Freshman of the Week honors in 2012. The forward from Klaipeda, Lithuania, averaged 13.0 points and 7.0 rebounds per game the previous week in helping to lead the Gamecocks to two victories vs. Tulsa and Lipscomb, extending their win streak to six games to start the season. Kacinas scored 11 points and pulled down eight rebounds en route to a place on the Paradise Jam All-Tournament Team when the Gamecocks defeated previously unbeaten Tulsa and he provided 15 points, hitting 7-of-10 attempts from the floor, while also pulling down six rebounds in the win vs. Lipscomb.

KACINAS SHINES AT PARADISE JAM

Senior forward Mindaugas Kacinas put together one of the best stretches of his career in the Garnet and Black in three games at the U.S. Virgin Islands Paradise Jam. Kacinas paced the Gamecocks with a career high 23 points in the opening-round win vs. DePaul, hitting career marks with 10 makes on 15 attempts at the free throw line. He followed with an 18-point, 5-rebound effort in the win vs. Hofstra, hitting 9-of-10 from the floor. He concluded tournament action as one of five Gamecocks in double figures with 11 and eight rebounds in the championship win vs. Tulsa. For the event, he averaged a team high 17.3 points per game.

CHATKEVICIUS' CAREER NIGHT

Senior forward Laimonas Chatkevicius was the star of Carolina's 84-66 win vs. Oral Roberts on Nov. 16, posting his first-career 20-point effort en route to a career best 27 points. He hit career marks with nine made field goals on 14 attempts, while also pulling down six rebounds. Chatkevicius has steadily improved his numbers during his time in the Garnet and Black. He averaged 4.4 and 4.8 points, respectively, as a freshman and sophomore, before nearly doubling that mark with 8.6 points and 5.2 rebounds per game last season.

KACINAS NOMINATED FOR NABC GOOD WORKS TEAM

Senior forward Mindaugas Kacinas is one of 257 nominees for the NABC Good Works Team, an award which shines a spotlight on student-athletes who have shown dedication to service in their communities. Kacinas has been involved in numerous community service projects during his time at South Carolina. He has visited Transitions, a shelter in Columbia that helps prepare meals for the homeless, assisted Ronald McDonald House with household chores as well as baking and making care packages for the families. He has participated in several food drives and basketball clinics and been involved with the Special Olympics on numerous occasions, running drills, helping with a basketball tournament and playing games with the Special Olympics athletes. Kacinas has spent time reading to children at local elementary schools, participated in the Make-A-Wish Foundation and joined his teammates for two consecutive years in projects for the "8K in 8 Days" campaign. Most recently, the team contributed to the community following the historic flooding in Columbia, visiting a local Red Cross Shelter to help make care packages for families in need.

THORNWELL NAMED TO PRESEASON SQUAD

The Southeastern Conference unveiled its 12th annual men's basketball coaches preseason All-SEC teams prior to the start of the season, and it was announced that Carolina junior guard Sindarius Thornwell was named to the second team. It marks the second-straight season that Thornwell has garnered second-team preseason honors from the coaches. Thornwell scored 11.1 points per game last season, while he also pulled down a career high 4.9 rebounds and collected 1.3 steals per game.

SEC PRESEASON POLL

The SEC released its preseason poll for the upcoming 2016 league campaign prior to the start of the season, and it was announced that the Gamecocks were predicted to finish seventh by a panel of both SEC and national media members. It was the highest predicted finish for Carolina since the league combined its East and West Divisions into one beginning with the 2012 league season. The media predicted Kentucky to win the SEC in 2016, followed by Vanderbilt, Texas A&M, LSU, Georgia, Florida and the Gamecocks.

SEC TOURNAMENT

The SEC Men's Basketball Tournament returns to Bridgestone Arena in Nashville in 2016. It will be the sixth time that the arena has served as the host of the SEC Tournament, having also hosted in 2001, 2006, 2010, 2013 and 2015. Also the home of the NHL's Nashville Predators, Bridgestone Arena has the distinction of being one of the busiest venues in the United States over the past decade and a half, hosting more than 18 million guests during that time. Seating capacity is approximately 19,395 for basketball games. The winner of the 13-game tournament receives the SEC's automatic bid to the NCAA Tournament. The tournament seeds are determined by the 18-game conference schedule during the regular season. Teams are seeded 1-14 based on their regular season conference finish.

NON-CONFERENCE SCHEDULE

The Gamecocks finished the 2015-16 non-conference schedule with an undefeated record at 13-0. Carolina's non-conference slate featured five teams picked in the top half of their respective league preseason polls, including Hofstra, who was picked to win the Colonial Athletic Association. The lineup also featured three teams that had their conference preseason player of the year in Jeff Short (Norfolk State/MEAC), Obi Emegano (Oral Roberts/Summit League) and Juan'ya Green (Hofstra/CAA). Tulsa, Lipscomb and Western Carolina also had players selected to their conference preseason team of the year.

LAST TIME VS. TENNESSEE

SOUTH CAROLINA 60, TENNESSEE 49
MARCH 7, 2015/KNOXVILLE, TENN.

KNOXVILLE, Tenn. - The South Carolina men's basketball team closed out the regular season in a big way Saturday afternoon, taking down Tennessee on the road with a 60-49 win. Four Gamecocks reached double figures in scoring, led by 14 from Michael Carrera. The win evens the team's record at 15-15, 6-12 in the SEC, while Tennessee falls back to 15-15 and 7-11 in conference play.

After making nearly 60 percent of its shots in the first meeting back on Jan. 20, the Volunteers threatened to repeat their performance early in the game. Converting on four of its first five attempts, Tennessee jumped out to an early 10-5 lead before Carolina put its foot on the gas offensively.

Boosted by 3s on back-to-back possessions from Duane Notice and Sindarius Thornwell, the Gamecocks hit a stretch where the team made five straight field goals and 9-of-11 from the 16-minute mark until eight minutes remained in the half. It entered that streak trailing 6-2, but emerged with a 26-14 lead after a jumper by Michael Carrera, who scored six points in that stretch.

The home side's fast start quickly devolved into a major slump. The 4-of-5 start was followed with just three field goals in the final 15:29 of the game. Carolina's lead would climb as high as 15 points and it carried a sizable 36-21 lead into intermission. Of that total, 16 points came in the paint and 13 were directly off turnovers.

The Gamecocks shot 62 percent from the field (13-of-21) with 11 assists. Carrera and Notice led the way with eight apiece, while Tyrone Johnson added five points and three assists. It marked the third straight game that the team scored 36 points or more in the opening half.

Both teams would come out of halftime slowly before the offenses kicked back into gear. After missing six of its first seven shots, Carolina made 4-of-5 to maintain a double-digit lead before Tennessee used a 9-0 run in just 90 seconds to get back in contention, 47-38.

A three-point play from Laimonas Chatkevicius broke a three-minute scoring drought for the Gamecocks and broke up the Tennessee run, but the offense continued to struggle down the stretch. After three minutes without a field goal, a key turnover would quiet the crowd at Thompson-Boling Arena. Notice would hit a transition layup, and on the ensuing possession Mindaugas Kacinas stepped in front of a pass in the paint and earned Notice another easy layup and a 56-43 lead with 2:25 to go.

That would prove to be a major difference, as the two baskets put a comeback out of reach for the home team. Despite seven 3-pointers in the second half alone from Tennessee, Carolina was able to kill off the clock and hit four straight free throws to seal the win.



Official Basketball Box Score - Game Totals - Final Statistics
South Carolina vs Tennessee
03/07/15 4:05 p.m. at Knoxville, Tenn. (Thompson-Boling Arena)

South Carolina 60 • 15-15, 6-12 SEC

#	Player	Total		3-Ptr		Rebounds			PF	TP	A	TO	Blk	Stl	Min
		FG	FGA	FG	FGA	FT	FTA	Off							
14	CHATKEVICIUS, L.	f	3-8	0-0	1-1	0	3	3	2	7	1	2	1	0	19
24	CARRERA, Michael	f	6-7	0-0	2-2	1	6	7	4	14	0	2	0	1	32
0	Thornwell, Sindarius	g	3-10	2-9	2-2	1	3	4	1	10	2	3	0	2	34
04	JOHNSON, Tyrone	g	3-6	2-4	2-2	0	0	0	3	10	5	1	1	1	33
10	NOTICE, Duane	g	4-7	2-4	2-3	1	2	3	2	12	5	2	0	1	37
01	STROMAN, Marcus		0-0	0-0	0-0	0	0	0	0	0	3	1	0	0	16
15	THEUS JR., Reggie		0-0	0-0	0-0	0	0	0	0	0	0	0	0	0	3
20	MCKIE, Justin		0-0	0-0	2-2	0	1	1	0	2	0	0	0	0	8
25	KACINAS, Mindaugas		2-3	0-0	1-1	0	2	2	3	5	0	0	0	1	18
Team						4	1	5			1				
Totals			21-41	6-17	12-13	7	18	25	15	60	16	12	2	6	200

FG % 1st Half: 13-21 61.9% 2nd half: 8-20 40.0% Game: 21-41 51.2% Deadball
3FG % 1st Half: 5-11 45.5% 2nd half: 1-6 16.7% Game: 6-17 35.3% Rebounds
FT % 1st Half: 5-6 83.3% 2nd half: 7-7 100.0% Game: 12-13 92.3% 1

Tennessee 49 • 15-15, 7-11 SEC

#	Player	Total		3-Ptr		Rebounds			PF	TP	A	TO	Blk	Stl	Min
		FG	FGA	FG	FGA	FT	FTA	Off							
04	Moore,Armani	f	0-2	0-0	2-2	2	4	6	2	2	4	2	1	0	30
11	Owens,Tariq	f	0-2	0-0	0-2	0	1	1	0	0	0	0	0	0	12
0	Punter, Kevin	g	3-9	2-6	1-3	0	0	0	4	9	2	0	0	0	31
01	Richardson,Josh	g	5-12	4-10	0-0	1	5	6	3	14	6	3	0	4	39
03	Hubbs III,Robert	g	5-11	2-5	2-2	1	1	2	1	14	0	2	0	0	26
15	Mostella,Detrick		0-2	0-2	0-0	0	0	0	0	0	0	1	0	0	4
23	Reese,Derek		1-4	0-1	2-2	3	1	4	0	4	0	1	0	0	26
24	Carmichael,Willie		1-1	0-0	0-0	2	0	2	2	2	0	1	0	0	7
25	Campbell,Galen		0-0	0-0	0-0	0	0	0	1	0	0	0	0	0	1
34	Baulkman,Devon		1-2	1-2	1-3	1	1	2	3	4	0	1	0	1	24
Team						2	0	2			1				
Totals			16-45	9-26	8-14	12	13	25	16	49	12	12	1	5	200

FG % 1st Half: 7-20 35.0% 2nd half: 9-25 36.0% Game: 16-45 35.6% Deadball
3FG % 1st Half: 3-10 30.0% 2nd half: 6-16 37.5% Game: 9-26 34.6% Rebounds
FT % 1st Half: 4-6 66.7% 2nd half: 4-8 50.0% Game: 8-14 57.1% 5

Officials: Ted Valentine, Ron Groover, Byron Jarrett
Technical fouls: South Carolina-None. Tennessee-None.
Attendance: 16042
2015 Senior Day.
Tennessee wore orange uniforms.

Score by periods	1st	2nd	Total
South Carolina	36	24	60
Tennessee	21	28	49

Points	In	Off	2nd	Fast	Bench
	Paint	T/O	Chance	Break	
SC	28	20	5	6	7
UT	14	13	17	5	10

Last FG - SC 2nd-02:25, UT 2nd-00:33.
Largest lead - SC by 18 2nd-14:18, UT by 5 1st-15:26.
SC led for 33:32. UT led for 04:33. Game was tied for 01:33.

Score tied - 2 times.
Lead changed - 2 times.

ROSTER BREAKDOWN

Returning Starters (4)

Michael Carrera
Laimonas Chatkevicius
Duane Notice
Sindarius Thornwell
**based on final game of 2014-15 season*

Returning Letterwinners (8)

Michael Carrera
Laimonas Chatkevicius
Mindaugas Kacinas
Justin McKie
Duane Notice
Brian Steele
Marcus Stroman
Sindarius Thornwell

Guards (9)

TeMarcus Blanton
PJ Dozier
Jamall Gregory
Justin McKie
Duane Notice
John Ragin
Brian Steele
Marcus Stroman
Sindarius Thornwell

Forwards (7)

Michael Carrera
Laimonas Chatkevicius
Eric Cobb
Raymond Doby
Jarrell Holliman
Mindaugas Kacinas
Chris Silva

By Height

Jamall Gregory (6-2)
Duane Notice (6-2)
John Ragin (6-2)
Marcus Stroman (6-2)
Justin McKie (6-4)
TeMarcus Blanton (6-5)
Michael Carrera (6-5)
Brian Steele (6-5)
Sindarius Thornwell (6-5)
Raymond Doby (6-6)
PJ Dozier (6-6)
Jarrell Holliman (6-7)
Mindaugas Kacinas (6-7)
Eric Cobb (6-9)
Chris Silva (6-9)
Laimonas Chatkevicius (6-11)

2015-16 SOUTH CAROLINA MEN'S BASKETBALL ROSTER

Alphabetical Roster

No.	Name	Pos.	Ht.	Wt.	Cl.	Exp.	Hometown/High/Last School
5	TeMarcus Blanton	G	6-5	215	R-FR	HS	Locust Grove, Ga./Luella
24	Michael Carrera	F	6-5	214	SR	3VL	Anzoategui, Venezuela/Montrose Christian School
14	Laimonas Chatkevicius	F	6-11	245	SR	3VL	Klaipeda, Lithuania/South Kent School
23	Eric Cobb	F	6-9	296	FR	HS	Jacksonville, Fla./St. Francis Academy (Maryland)
2	Raymond Doby	F	6-6	233	FR	HS	Cahokia, Ill./Montrose Christian/St. John's Northwestern Military Acad. (Wisconsin)
15	PJ Dozier	G	6-6	200	FR	HS	Columbia, S.C./Spring Valley
4	Jamall Gregory	G	6-2	202	FR	HS	Washington, D.C./Coolidge/Elev8 Institute (Florida)
31	Jarrell Holliman	F	6-7	200	R-SO	1VL	Alpharetta, Ga./Alpharetta/Elmhurst College
25	Mindaugas Kacinas	F	6-7	229	SR	3VL	Klaipeda, Lithuania/Word of Life Fire Traditional School
20	Justin McKie	G	6-4	197	JR	2VL	Columbia, S.C./Irmo
10	Duane Notice	G	6-2	218	JR	2VL	Woodbridge, Canada/St. Michael's/St. Thomas More (Oakdale, Conn.)
21	John Ragin	G	6-2	177	FR	HS	Eastover, S.C./Cardinal Newman
30	Chris Silva	F	6-9	220	FR	HS	Libreville, Gabon/Roselle (N.J.) Catholic
35	Brian Steele	F	6-5	204	SR	3VL	Greenville, S.C./Wade Hampton School
1	Marcus Stroman	G	6-2	185	SO	1VL	Columbia, S.C./Keenan
0	Sindarius Thornwell	G	6-5	215	JR	2VL	Lancaster, S.C./Oak Hill Academy

Numerical Roster

No.	Name	Pos.	Ht.	Wt.	Cl.	Exp.	Hometown/High/Last School
0	Sindarius Thornwell	G	6-5	215	JR	2VL	Lancaster, S.C./Oak Hill Academy
1	Marcus Stroman	G	6-2	185	SO	1VL	Columbia, S.C./Keenan
2	Raymond Doby	F	6-6	233	FR	HS	Cahokia, Ill./Montrose Christian/St. John's Northwestern Military Acad. (Wisconsin)
4	Jamall Gregory	G	6-2	202	FR	HS	Washington, D.C./Coolidge/Elev8 Institute (Florida)
5	TeMarcus Blanton	G	6-5	215	R-FR	HS	Locust Grove, Ga./Luella
10	Duane Notice	G	6-2	218	JR	2VL	Woodbridge, Canada/St. Michael's/St. Thomas More (Oakdale, Conn.)
14	Laimonas Chatkevicius	F	6-11	245	SR	3VL	Klaipeda, Lithuania/South Kent School
15	PJ Dozier	G	6-6	200	FR	HS	Columbia, S.C./Spring Valley
20	Justin McKie	G	6-4	197	JR	2VL	Columbia, S.C./Irmo
21	John Ragin	G	6-2	177	FR	HS	Eastover, S.C./Cardinal Newman
23	Eric Cobb	F	6-9	296	FR	HS	Jacksonville, Fla./St. Francis Academy (Maryland)
24	Michael Carrera	F	6-5	214	SR	3VL	Anzoategui, Venezuela/Montrose Christian School
25	Mindaugas Kacinas	F	6-7	229	SR	3VL	Klaipeda, Lithuania/Word of Life Fire Traditional School
30	Chris Silva	F	6-9	220	FR	HS	Libreville, Gabon/Roselle (N.J.) Catholic
31	Jarrell Holliman	F	6-7	200	R-SO	1VL	Alpharetta, Ga./Alpharetta/Elmhurst College
35	Brian Steele	F	6-5	204	SR	3VL	Greenville, S.C./Wade Hampton School

Head Coach: Frank Martin (Florida International, '93)

Associate Head Coach/Recruiting Coordinator: Matt Figger (Eastern Kentucky, '95)

Assistant Coach: Perry Clark (Gettysburg, '74)

Assistant Coach: Lamont Evans (Kansas State, '09)

Director of Basketball Operations: Andy Assaley (Cincinnati, '96)

Strength & Conditioning Coach: Scott Greenawalt (Muskingum College, '98)

Athletic Trainer: Mark Rodger (Buffalo, '01)

Video Coordinator: Patrick Schulte (Kansas State, '13)

Student-Athlete Development: Doug Edwards (Florida State, '07)

Special Assistant to the Head Coach: Jarett Gerald (South Carolina, '11)

Associate Media Relations Director: Emily Miles (Feeney) (Ball State, '03)

TOP RETURNING ...


Scorer.....Notice, 11.7 ppg
Rebounder.....Carrera, 5.7 rpg
Assist Maker.....Stroman, 3.1 apg
FG Shooter *.....Kacinas, 56.1%
3-Point FG Shooter \$.....Notice, 36.3%
FT Shooter \$.....Notice, 79.1%
Shot Blocker.....Chatkevicius, 1.3 bpg
Steal Maker.....Thornwell, 1.3 spg

* at least 100 attempts

\$ at least 50 attempts

PRONUNCIATION GUIDE

Lie-moan-us Ha-kev-a-chus
Justin MACK-ee
Min-dawg-us Kye-chin-is



HEAD COACH FRANK MARTIN

HEAD COACH | NINTH SEASON OVERALL | 179-109 (.621) | FOURTH SEASON AT SOUTH CAROLINA | 62-55 (.529)

THE MARTIN FILE

COACHING

Experience

31st year

College Experience

16th season

College Head Coach Experience

9th season

Hire Date At Carolina

March 27, 2012

PERSONAL

Hometown

Miami, Fla.

Alma Mater

Florida International, 1993 (B.A. Physical Ed.)

Family

Wife, Anya

Children, Brandon, Amalia and Christian

COACHING RESUME

High School

Miami Senior High, 1985-93

Varsity Boys' Assistant Coach

Junior Varsity Boys' Head Coach

North Miami High, Head Coach, 1993-95

Miami Senior High, Head Coach, 1995-98

B.T. Washington High, Head Coach, 1999-2000

College Assistant Coach

Northeastern, 2000-04

Cincinnati, 2004-06

Kansas State, 2006-07

College Head Coach

Kansas State, 2007-12

South Carolina, 2012-present

Frank Martin was named the head men's basketball coach at the University of South Carolina on March 27, 2012, becoming the 32nd head coach in the history of the South Carolina program, which enters its 108th season as a varsity sport in 2015-16. Martin owns a 162-108 (.600) overall record as a head coach, entering his ninth season overall, and fourth season at South Carolina.

During his first season (2012-13) in Columbia, Martin led his squad to a 14-18 record, which included a 4-14 mark in SEC contests. The Garnet and Black captured the Hoops For Hope Classic tournament crown after posting a 4-0 record competing in the event with home victories over Milwaukee and Rider, before defeating Missouri State in overtime, and UALR in Puerto Vallarta, Mexico, over the Thanksgiving holiday. Freshman forward Michael Carrera was honored after the conclusion of the regular season with selection to the 2013 SEC All-Freshman Team, as voted on by the league's head coaches. During the spring of 2013, the Gamecock coaching staff signed seven freshmen, while welcoming Villanova transfer Ty Johnson to the team, a recruiting class which ranked No. 23 in the nation according to ESPN.com.

Martin's second season (2013-14) leading the Gamecocks saw the squad win four of its final six games of the year, including two games in the SEC Tournament, marking the first Tournament wins for the Gamecocks since the 2008 campaign. Martin and his staff put together a non-conference schedule that challenged his team to prepare for the rigors of the SEC campaign. The Gamecocks posted several quality victories, including a win versus Saint Mary's at the Hawaiian Airlines Diamond Head Classic in December, and home victories versus Alabama, Vanderbilt and No. 17 Kentucky to name a few.

Martin tutored his second SEC All-Freshman Team honoree in as many seasons, as rookie guard Sindarius Thornwell led all freshmen in the SEC in league games in points (15.6) and assists (4.0) to earn a spot on the postseason team. Thornwell also garnered three SEC Freshman of the Week awards, and was named the Feb. 18 Wayman Tisdale National Freshman of the Week.

South Carolina put together a 9-3 non-conference record in 2014-15, entering SEC play receiving votes in both the Coaches and AP Top 25 polls for the first time since 2006 and 2009, respectively. Martin led his Gamecocks to a thrilling upset win over No. 9/9 Iowa State at the Barclays Center in Brooklyn, N.Y., on Jan. 3, marking Carolina's first win over a top-10 opponent since the 2009-10 campaign. The Gamecocks ranked as high as fourth in the nation in opponent field goal percentage during the season, and finished the campaign holding opponents to just 38.7 percent from the field, which ranked 13th nationally. Sophomore guards Duane Notice and Sindarius Thornwell each picked up an SEC Player of the Week honor during the campaign, and for the second-straight season, the Gamecocks won four of their final six games and won two contests in the SEC Tournament, advancing to the quarterfinal round.

Carolina posted a final record of 17-16 for the 2014-15 campaign, which marked the first winning season for the squad since the 2008-09 season, while Carolina's six SEC wins marked the highest since 2010 as well. Martin also announced during the summer, that his team had completed its fifth-straight semester with a cumulative team GPA of 3.0 or above in the spring. For its classroom achievements, South Carolina was honored with the NABC's Team Academic Excellence Award, the only SEC team to be named to the list. Individually, three Gamecocks were named to the NABC Honors Court, in juniors Laimonas Chatkevicius and Mindaugas Kacinas, and senior, Austin Constable, who was on his second Honors Court list. South Carolina saw 12 student-athletes named to the SEC Winter Academic, and the SEC First-Year Academic Honor Rolls for the year.

Martin tutored his second SEC All-Freshman Team honoree in as many seasons, as rookie guard Sindarius Thornwell led all freshmen in the SEC in league games in points (15.6) and assists (4.0) to earn a spot on the postseason team. Thornwell also garnered three SEC Freshman of the Week awards, and was named the Feb. 18 Wayman Tisdale National Freshman of the Week.

MARTIN'S CAREER RECORD, YEAR-BY-YEAR

YEAR	RECORD	CONFERENCE (FINISH)	POSTSEASON
2007-08	21-12	10-6 (3rd)	1-1; NCAA Tournament 2nd Round
2008-09	22-12	9-7 (t4th)	1-1; NIT
2009-10	29-8	11-5 (t2nd)	3-1; NCAA Tournament Elite Eight
2010-11	23-11	10-6 (t3rd)	1-1; NCAA Tournament Third Round
2011-12	22-11	10-8 (5th)	1-1; NCAA Tournament Third Round
2012-13	14-18	4-14 (t12th)	-
2013-14	14-20	5-13 (13th)	-
2014-15	17-16	6-12 (t11th)	-
2015-16	17-1	4-1	-
Totals	179-109 (.621)	69-72 (.489)	7-5 (.583)/4 NCAA/1 NIT

GAMECOCKS' RECORD WHEN ...

At home	10-0
On the road	3-1
At neutral sites	4-0
In overtime	1-0
vs. Top 25 team	0-0
vs. Top 10 team	0-0
vs. Top 3 team	0-0
Leading at half	14-0
Trailing at half	2-1
Tied at half	1-0
Shooting 50% or better	5-0
Shooting between 39-49%	11-0
Shooting less than 39%	1-1
Opp. shooting 50% or better	1-0
Opp. shooting between 39-49%	8-1
Opp. shooting less than 39%	8-0
Shooting better than opp.	15-0
Shooting worse than/equal to opp.	2-1
Starters out-score opp. starters	12-0
Opp. starters score/equal more	5-1
Bench out-scores opp. bench	11-0
Opp. bench scores/equals more	6-1
Having more FTs than opp.	14-0
Having equal/less FTs than opp.	3-1
Have more TOs than opp.	5-1
Having equal/less TOs than opp.	12-0
Having more rebounds than opp.	16-0
Having equal/less rebounds than opp.	1-1
Making 6 or more 3FGs	10-0
Having 15 or more assists	5-0
Score more points in paint than opp.	16-1
Scoring equal/less points in paint than opp.	1-0
Scoring more points off TOs than opp.	13-0
Scoring equal/less points off TOs than opp.	4-1
Scoring more 2nd-chance points than opp.	13-0
Scoring equal/less 2nd-chance points than opp.	4-1
Scoring more fast break points than opp.	11-1
Scoring equal/less fast break points than opp.	6-0
Wearing white uniforms	12-0
Wearing Garnet uniforms	4-0
Wearing Black uniforms	1-1
Playing on live TV/live broadcast	17-1
Playing in November	7-0
Playing in December	5-0
Playing in January	5-1
Playing in February	0-0
Playing in March	0-0
Playing a day-game	4-0
Playing a night-game	13-1
Playing on Sunday	1-0
Playing on a Monday	3-0
Playing on a Tuesday	4-0
Playing on a Wednesday	1-1
Playing on a Thursday	0-0
Playing on a Friday	3-0
Playing on a Saturday	5-0
Scoring margin is 5 points or less	2-0
Margin is between 6-10	4-0
Margin is between 11-20	8-0
Margin is more than 20	3-0
Scoring 59 points or less	0-1
Scoring 60-69 points	2-0
Scoring 70-79 points	6-0
Scoring 80-89 points	7-0
Scoring 90-99 points	2-0
Scoring 100+ points	0-0

MISCELLANEOUS

Current streak	W2
Home court streak	W10
Away streak	W1
Neutral court streak	W4

2015-16 SUPERLATIVES

(tied for team lead also included)

Scoring Leaders	'15-16	Career
Sindarius Thornwell	5	27
Michael Carrera	4	16
Duane Notice	2	14
Laimonas Chatkevicius	3	6
Mindaugas Kacinas	3	6
PJ Dozier	1	1
Chris Silva	1	1

Rebounding Leaders	'15-16	Career
Michael Carrera	6	46
Sindarius Thornwell	4	26
Chris Silva	4	4
Laimonas Chatkevicius	3	17
Mindaugas Kacinas	2	23
PJ Dozier	2	2
Eric Cobb	1	1

Assists Leaders	'15-16	Career
Sindarius Thornwell	10	34
Duane Notice	4	28
Marcus Stroman	1	12
PJ Dozier	2	2
Michael Carrera	2	2
Justin McKie	2	2

Blocks Leaders	'15-16	Career
Laimonas Chatkevicius	8	43
Chris Silva	6	6
Mindaugas Kacinas	4	21
PJ Dozier	4	4
Michael Carrera	3	31
Sindarius Thornwell	3	18
Marcus Stroman	1	3

Steals Leaders	'15-16	Career
Sindarius Thornwell	7	29
PJ Dozier	6	6
Marcus Stroman	5	10
Duane Notice	4	14
Laimonas Chatkevicius	3	10
Michael Carrera	2	17
Chris Silva	2	2
Mindaugas Kacinas	1	14
John Ragin	1	1

Double-Figure Scoring	'15-16	Career
Sindarius Thornwell	13	57
Duane Notice	12	45
Michael Carrera	12	37
Mindaugas Kacinas	11	25
Laimonas Chatkevicius	9	29
PJ Dozier	6	6
Chris Silva	2	2
Marcus Stroman	1	3

20+ points	'15-16	Career
Sindarius Thornwell	2	11
Duane Notice	1	5
Mindaugas Kacinas	2	2
Laimonas Chatkevicius	1	1

Double-Figure Rebounding	'15-16	Career
Michael Carrera	3	14
Mindaugas Kacinas	2	13
Laimonas Chatkevicius	2	6
Sindarius Thornwell	1	4
Chris Silva	1	1

5+ assists	'15-16	Career
Sindarius Thornwell	6	14
Duane Notice	1	12
PJ Dozier	2	2
Justin McKie	1	1

3+ steals	'15-16	Career
Sindarius Thornwell	5	12
Michael Carrera	1	6
Duane Notice	1	4
Marcus Stroman	1	2
PJ Dozier	3	3

2+ blocks	'15-16	Career
Laimonas Chatkevicius	4	27
Michael Carrera	2	21
Mindaugas Kacinas	3	19
Chris Silva	6	6
PJ Dozier	1	1
Sindarius Thornwell	1	7

Double-Doubles	'15-16	Career
Michael Carrera	3	9
Mindaugas Kacinas	2	5
Laimonas Chatkevicius	2	4
Sindarius Thornwell	1	4

Clutch Free Throws (under 5 min/OT)

	FT-FTA	FT%
Chris Silva	2-2	1.000
TeMarcus Blanton	4-4	1.000
Duane Notice	7-8	.875
Marcus Stroman	7-8	.875
Michael Carrera	29-32	.906
Mindaugas Kacinas	4-5	.800
PJ Dozier	2-3	.667
Laimonas Chatkevicius	11-16	.688
Sindarius Thornwell	17-28	.607
Raymond Doby	3-6	.500
Jamall Gregory	5-7	.714
Eric Cobb	0-2	.000
Totals	91-121	.752

Dunks	'15-16
Chris Silva	11
Laimonas Chatkevicius	8
Michael Carrera	5
PJ Dozier	5
Mindaugas Kacinas	3
Jamall Gregory	3
Duane Notice	2
Sindarius Thornwell	1

Miscellaneous

Largest Halftime Lead	
SC	31, vs. USE, Dec. 5, 2015
Opp	13, Alabama, Jan. 13, 2016
Smallest Halftime Lead	
SC	3, vs. Oral Roberts, Nov. 16, 2015
Opp	3, Vanderbilt, Jan. 9, 2016
Fewest Points In First Half	
SC	22, vs. Alabama, Jan. 13, 2016
Opp	20, Francis Marion, Dec. 30, 2015
Most Points In First Half	
SC	53, vs. USE, Dec. 5, 2015
Opp	51, Lipscomb, Nov. 27, 2015
Fewest Points In Second Half	
SC	24, vs. Clemson, Dec. 18, 2015
Opp	25, WCU, Nov. 30, 2015
Most Points In Second Half	
SC	51, vs. Oral Roberts, Nov. 16, 2015
Opp	46, Tulsa, Nov. 23, 2015
Most Points in Overtime	
SC	11, at Ole Miss, Jan. 19, 2016
Opp	8, Ole Miss, Jan. 19, 2016
Largest Margin of Victory	
SC	25, vs. Drexel, Dec. 15, 2015
Opp	23, Alabama, Jan. 13, 2016
Smallest Margin of Victory	
SC	3, vs. Ole Miss, Jan. 19, 2016
Opp	23, Alabama, Jan. 13, 2016

2015-16 GAME BY GAME COMPARISON

	Date	Result	FG-A	Pct	3FG-A	Pct	FT-A	Pct	O-D-Total	PF	Pts	A	TO	Blk	Stl	Min	Half
Norfolk State %			19-56	.339	11-28	.393	20-23	.870	12-23-35	35	69	12	18	3	7	200	34
South Carolina	Nov. 14, 2015	W, 84-69	23-59	.390	9-22	.409	29-42	.690	19-27-46	19	84	15	13	4	9	200	40
Oral Roberts			22-51	.431	4-14	.286	18-23	.783	4-24-28	23	66	7	13	5	3	200	30
South Carolina	Nov. 16, 2015	W, 84-66	29-73	.397	7-21	.333	19-27	.704	19-25-44	22	84	14	6	4	5	200	33
vs. DePaul \$			19-52	.365	3-14	.214	20-31	.645	10-23-33	27	61	9	15	2	4	200	28
South Carolina	Nov. 20, 2015	W, 76-61	24-60	.400	5-13	.385	23-34	.676	16-27-43	27	76	11	12	4	5	200	37
vs. Hofstra \$			28-55	.509	17-34	.500	11-17	.647	6-17-23	21	84	16	14	2	2	200	39
South Carolina	Nov. 22, 2015	W, 94-84	37-68	.544	5-9	.556	15-23	.652	18-23-41	18	94	16	9	5	4	200	46
vs. Tulsa \$			24-54	.444	5-16	.313	22-31	.710	8-23-31	25	75	9	15	0	4	200	29
South Carolina	Nov. 23, 2015	W, 83-75	27-54	.500	7-14	.500	22-28	.786	6-28-34	25	83	12	13	2	7	200	38
Lipscomb			27-68	.397	13-35	.371	9-14	.643	10-19-29	24	76	18	18	3	8	200	40
South Carolina	Nov. 27, 2015	W, 92-76	34-66	.515	5-19	.263	19-27	.704	12-31-43	19	92	24	17	7	12	200	51
Western Carolina			19-67	.284	11-32	.344	4-4	1.000	12-24-36	17	53	13	20	3	10	200	28
South Carolina	Nov. 30, 2015	W, 76-53	26-63	.413	8-18	.444	16-25	.640	17-34-51	12	76	14	19	7	10	200	37
USF			24-68	.353	2-15	.133	13-22	.591	20-26-46	20	63	9	19	6	8	200	22
South Carolina	Dec. 5, 2015	W, 81-63	29-61	.475	7-21	.333	16-25	.640	6-26-32	15	81	14	12	6	12	200	53
Drexel			19-55	.345	7-17	.412	9-19	.474	6-16-22	28	54	11	13	2	3	200	28
South Carolina	Dec. 15, 2015	W, 79-54	25-46	.543	6-12	.500	23-39	.590	8-33-41	19	79	14	15	9	6	200	32
at Clemson ^			23-63	.365	8-26	.308	5-9	.556	15-19-34	20	59	11	10	8	2	200	25
South Carolina	Dec. 18, 2015	W, 65-59	23-53	.434	8-19	.421	11-14	.786	14-28-42	16	65	12	16	3	3	200	41
vs. St. John's &			22-49	.449	5-20	.250	12-27	.444	6-20-26	19	61	11	14	5	6	200	34
South Carolina	Dec. 22, 2015	W, 75-61	27-57	.474	7-13	.538	14-19	.737	14-29-43	23	75	14	17	1	9	200	40
Francis Marion			18-60	.300	6-23	.261	14-25	.560	17-25-42	29	56	7	22	4	10	200	20
South Carolina	Dec. 30, 2015	W, 78-56	27-64	.422	8-27	.296	16-30	.533	18-29-47	18	78	16	16	8	13	200	38
Memphis			19-61	.311	8-22	.364	30-36	.833	11-27-38	41	76	8	15	9	7	200	42
South Carolina	Jan. 2, 2016	W, 86-76	18-57	.316	4-17	.235	46-63	.730	18-35-53	27	86	9	13	7	7	200	42
at Auburn*			24-54	.444	12-30	.400	9-13	.692	8-19-27	19	69	12	21	1	7	200	30
South Carolina	Jan. 5, 2016	W, 81-69	25-50	.500	9-23	.391	22-28	.786	9-25-34	13	81	15	19	0	9	200	43
Vanderbilt*			20-61	.328	5-24	.208	20-29	.690	12-24-36	25	65	10	11	7	5	200	38
South Carolina	Jan. 9, 2016	W, 69-65	24-57	.421	3-13	.231	18-29	.621	10-34-44	23	69	11	13	3	3	200	35
at Alabama*			24-51	.471	13-28	.464	12-21	.571	13-25-38	20	73	16	17	3	8	200	35
South Carolina	Jan. 13, 2016	L, 73-50	19-53	.358	3-18	.167	9-17	.529	15-18-33	19	50	9	18	3	4	200	22
Missouri*			28-57	.491	7-19	.368	9-13	.692	5-21-26	24	72	17	16	3	8	200	34
South Carolina	Jan. 16, 2016	W, 81-72	28-62	.452	3-21	.143	22-33	.667	17-24-41	15	81	12	13	5	7	200	41
at Ole Miss*			24-61	.393	10-33	.303	16-27	.593	12-25-37	25	74	16	10	4	10	225	39
South Carolina	Jan. 19, 2016	W, 77-74 (OT)	26-62	.419	4-14	.286	21-31	.677	18-31-49	24	77	16	15	3	4	225	29

% - Paradise Jam (Columbia, S.C.) | \$ - Paradise Jam (St. Thomas, USVI) | ^ - Game played at Bon Secours Arena (Greenville, S.C.) | & - Hall of Fame Shootout (Mohegan Sun Arena/Uncasville, Conn.) | * - indicates SEC contest



SOUTH CAROLINA GAMECOCKS

OVERALL: 17-1; SEC: 4-1; HOME: 10-0; AWAY: 3-1; NEUTRAL: 4-0

DATE	OPP.	W/L	SCORE	RECORD (SEC)	POINTS	REBOUNDS	ASSISTS	BLOCKS	STEALS	ATTENDANCE
11/14/15	Norfolk State %	W	84-69	1-0 (0-0)	Thornwell/Notice (14)	Silva (9)	Dozier/Notice (3)	Silva (2)	Thornwell/Dozier (3)	10,623 (paid)
11/16/15	Oral Roberts	W	84-66	2-0 (0-0)	Chatkevicius (27)	Kacinas (13)	Thornwell (7)	Dozier (2)	Notice (2)	9,640 (paid)
11/20/15	vs. DePaul \$	W	76-61	3-0 (0-0)	Kacinas (23)	Thornwell (10)	Carrera (4)	Kacinas (2)	Dozier/Thornwell (2)	1,601
11/22/15	vs. Hofstra \$	W	94-84	4-0 (0-0)	Kacinas (18)	Thornwell/Dozier (9)	Thornwell (6)	Chatkevicius (3)	4 with 1	1,715
11/23/15	vs. Tulsa \$	W	83-75	5-0 (0-0)	Chatkevicius (17)	Carrera (9)	Dozier (4)	2 with 1	Thornwell (5)	2,002
11/27/15	Lipscomb	W	92-76	6-0 (0-0)	Chatkevicius (17)	Silva (7)	Thornwell (6)	Silva (2)	Carrera/Notice (3)	8,793 (paid)
11/30/15	Western Carolina	W	76-53	7-0 (0-0)	Kacinas (20)	Kacinas/Silva (11)	McKie (4)	Silva (2)	Stroman (4)	8,957 (paid)
12/5/15	USF	W	81-63	8-0 (0-0)	Carrera (19)	Carrera (7)	Stroman (3)	Silva (3)	Dozier (4)	10,721 (paid)
12/15/15	Drexel	W	79-54	9-0 (0-0)	Dozier (16)	Silva (7)	Thornwell (5)	Chatkevicius (3)	Silva (2)	8,481 (paid)
12/18/15	at Clemson ^	W	65-59	10-0 (0-0)	Carrera (14)	Thornwell (9)	Thornwell (3)	3 with 1	3 with 1	14,446
12/22/15	vs. St. John's &	W	75-61	11-0 (0-0)	Notice (20)	Carrera (12)	Carrera/Thornwell (3)	Dozier (1)	3 with 2	2,355
12/30/15	Francis Marion	W	78-56	12-0 (0-0)	Silva (13)	Cobb (7)	Thornwell (4)	Silva (3)	Dozier (5)	10,401 (paid)
1/2/16	Memphis	W	86-76	13-0 (0-0)	Thornwell (18)	Carrera (11)	Notice (3)	3 with 2	Thornwell (3)	13,035 (paid)
1/5/16	at Auburn *	W	81-69	14-0 (1-0)	Thornwell (22)	Chatkevicius (10)	Thornwell (7)	---	Thornwell (3)	7,556
1/9/16	Vanderbilt *	W	69-65	15-0 (2-0)	Thornwell (19)	Thornwell/Carrera (8)	Notice (4)	3 with 1	Chatkevicius (2)	15,055 (paid)
1/13/16	at Alabama *	L	73-50	15-1 (2-1)	Carrera (14)	Carrera (10)	Notice/McKie (3)	3 with 1	4 with 1	12,443
1/16/16	Missouri *	W	81-72	16-1 (3-1)	Thornwell (22)	Chatkevicius/Dozier (7)	Thornwell (4)	Chatkevicius/Kacinas (2)	Thornwell (3)	15,389 (paid)
1/19/16	at Ole Miss *	W	77-74 (OT)	17-1 (4-1)	Carrera (19)	Chatkevicius (10)	Thornwell (6)	3 with 1	Stroman (2)	7,427

% - Paradise Jam (Columbia, S.C.) | \$ - Paradise Jam (St. Thomas, USVI) | ^ - Game played at Bon Secours Arena (Greenville, S.C.) | & - Hall of Fame Shootout (Mohegan Sun Arena/Uncasville, Conn.) | * indicates SEC contest

2015-16 GAME-BY-GAME STARTING LINEUPS

OPPONENT, RESULT	GUARD	GUARD	FORWARD	FORWARD	FORWARD
Norfolk State, W	Dozier	Thornwell	Carrera	Kacinas	Chatkevicius
Oral Roberts, W	Dozier	Thornwell	Carrera	Kacinas	Chatkevicius
vs. DePaul, W	Dozier	Thornwell	Carrera	Kacinas	Chatkevicius
vs. Hofstra, W	Dozier	Thornwell	Carrera	Kacinas	Chatkevicius
vs. Tulsa, W	Dozier	Thornwell	Carrera	Kacinas	Chatkevicius
Lipscomb, W	Dozier	Thornwell	Carrera	Kacinas	Chatkevicius
Western Carolina, W	Dozier	Thornwell	Carrera	Kacinas	Chatkevicius
USF, W	Dozier	Thornwell	Carrera	Kacinas	Chatkevicius
Drexel, W	Dozier	Thornwell	Carrera	Kacinas	Chatkevicius
at Clemson, W	Dozier	Thornwell	Carrera	Kacinas	Chatkevicius
vs. St. John's, W	Dozier	Thornwell	Carrera	Kacinas	Chatkevicius
Francis Marion, W	Dozier	Thornwell	Carrera	Kacinas	Chatkevicius
Memphis, W	Dozier	Thornwell	Carrera	Kacinas	Chatkevicius
at Auburn, W	Dozier	Thornwell	Carrera	Kacinas	Chatkevicius
Vanderbilt, W	Dozier	Thornwell	Carrera	Kacinas	Chatkevicius
at Alabama, L	Dozier	Thornwell	Carrera	Kacinas	Chatkevicius
Missouri, W	Dozier	Thornwell	Carrera	Kacinas	Chatkevicius
at Ole Miss, W	Dozier	Thornwell	Carrera	Kacinas	Chatkevicius

EXHIB. - CAROLINA 71, ALLEN 43
NOV. 8, 2015/COLONIAL LIFE ARENA

COLUMBIA, S.C. - The South Carolina men's basketball team held its lone exhibition game of the 2015-16 season on Sunday at Colonial Life Arena, posting a 71-43 win over Allen University. The Gamecocks jumped out to an early 17-4 lead thanks to a strong defensive effort, which held Allen scoreless for the first 5:59 of the contest. The Gamecocks held a 36-21 advantage at the break, stretching the lead to 20 in the second half on their way to the win.

At halftime of the contest, both teams remained on the court and the nine victims of the Emanuel AME Church shooting and their families were honored in a ceremony at mid-court. Nine people were killed during a Bible study session at the Emanuel AME Church in Charleston on June 17, 2015.

Carolina jumped on the Yellow Jackets early, scoring the game's first 12 points capped off by an Eric Cobb layup. Allen, however, wouldn't go away, and a 3-pointer by Latroy Strong cut the lead to 27-19 with 6:03 to go in the half. The Gamecocks would regroup and close the half on a 9-2 run, holding Allen scoreless for the final 3:54 to establish their lead at the break.

A four-point play by junior guard Sindarius Thornwell early in the second half pushed the lead to 20 and the Gamecocks never looked back. South Carolina forced 21 Allen turnovers and held the Yellow Jackets to 27.1 percent from the floor. Carolina also dominated the boards 69-28, with three Gamecocks pulling down double-figure rebounds, led by Cobb's 14.

Thornwell led all scorers with 17 points on 6-of-9 shooting, including 3-of-6 from 3-point range, while senior forward Laimonas Chatkevicius notched a double-double with 12 points and 13 rebounds. Cobb added eight points and Marcus Stroman dished out five assists to lead the team.

EXHIBITION

Official Basketball Box Score -- Game Totals -- Final Statistics
Allen University vs South Carolina
11/8/15 4 p.m. ET at Columbia, S.C. (Colonial Life Arena)

Allen University 43 • 2-2

#	Player	Total		3-Ptr		Rebounds		PF	TP	A	TO	Blk	Stl	Min			
		FG	FGA	FG	FGA	FT	FTA								Off	Def	
01	MARSHALL, Donald	2	11	2	10	1	4	0	5	5	1	7	0	2	4	1	36
03	WADE, Sherrod	1	7	0	2	0	3	1	5	6	4	2	1	5	0	2	31
24	MCCORD, Derrick	1	7	0	2	0	4	3	1	4	1	2	0	3	1	0	21
12	DIK, Merkez	c	1	3	0	0	0	2	3	1	4	2	0	2	1	2	20
04	JONES, Mark	g	1	1	0	0	0	0	2	2	2	0	3	3	0	1	19
10	HARRIS, Avery	g	1	5	0	2	0	0	0	0	2	2	1	1	0	0	10
11	MAN, See	g	0	2	0	0	0	0	0	0	0	0	0	0	0	0	2
13	FITZGERALD, Seth	g	0	5	0	3	0	0	0	0	0	0	2	0	0	0	9
14	JOHNSON, Emarav	g	2	4	1	3	2	0	0	0	0	6	0	3	0	1	15
15	SMITH, Sean	g	2	6	0	1	0	1	1	0	4	2	0	0	2	1	16
20	WILSON, Richard	g	1	5	0	0	0	0	0	0	2	0	1	0	1	2	2
22	DRUMMER, Ivory	g	3	4	3	3	0	2	1	2	1	9	0	1	0	0	11
23	STRONG, Latroy	g	2	3	2	1	2	0	1	1	1	7	0	0	0	0	7
34	DOBY, Arfenree	g	0	0	0	0	0	0	0	0	0	0	0	0	0	0	1
Team		0		0		0		0		0		0		0		0	
Totals		16	59	8	29	3	18	10	18	28	16	43	10	21	6	10	200

FG % 1st Half: 7-28 25.0% 2nd Half: 9-31 29.0% Game: 16-59 27.1%
 3FG % 1st Half: 5-12 41.7% 2nd Half: 3-17 17.6% Game: 8-29 27.6%
 FT % 1st Half: 2-8 25.0% 2nd Half: 1-10 10.0% Game: 3-18 16.7%

South Carolina 71 • 0-0

#	Player	Total		3-Ptr		Rebounds		PF	TP	A	TO	Blk	Stl	Min			
		FG	FGA	FG	FGA	FT	FTA								Off	Def	
14	CHATKEVICIUS, L.	f	6	9	0	1	0	3	8	13	3	12	0	0	2	2	21
24	CARRERA, Michael	f	2	4	1	1	0	0	2	1	3	5	0	2	0	2	8
30	SILVA, Chris	f	1	1	0	0	0	5	0	10	4	7	0	3	1	0	16
00	THORNWELL, Sindarius	g	6	9	4	6	2	4	1	2	3	0	17	1	2	1	17
10	NOTICE, Duane	g	1	8	1	7	0	2	2	4	0	3	2	1	0	0	22
01	STROMAN, Marcus	g	0	2	0	1	0	0	0	0	0	5	2	0	0	0	21
02	DOBY, Raymond	g	0	3	0	0	0	1	1	0	0	0	1	0	1	1	13
04	GREGORY, Jamall	g	0	2	0	1	0	0	1	1	0	0	3	0	0	1	12
05	BLANTON, TeMarcus	g	3	6	1	3	0	2	1	0	0	7	0	2	0	0	6
15	DOZIER, PJ	g	3	13	1	4	0	3	4	7	2	7	4	6	0	2	20
20	MCKIE, Justin	g	1	4	1	3	0	0	0	1	3	3	1	1	0	1	13
21	RAGIN, John	g	0	1	0	0	1	1	2	0	0	0	0	0	0	0	4
23	COBB, Eric	g	4	9	0	0	4	10	14	3	8	0	3	1	0	0	23
31	HOLLIMAN, Jarrell	g	1	1	0	0	1	0	1	0	0	0	0	1	0	1	4
Team		4		3		7		4		3		7		1		200	
Totals		28	76	8	28	7	13	30	39	69	18	71	18	26	6	13	200

FG % 1st Half: 14-35 40.0% 2nd Half: 14-41 34.1% Game: 28-76 36.8%
 3FG % 1st Half: 4-15 26.7% 2nd Half: 4-13 30.8% Game: 8-28 28.6%
 FT % 1st Half: 4-6 66.7% 2nd Half: 3-7 42.9% Game: 7-13 53.8%

Officials: John Hampton, Ted Valentine, JB Derosa
 Technical fouls: Allen University-None, South Carolina-None.
 Attendance: 4051

Score by periods	1st	2nd	Total	Points	In	Off	2nd	Fast	Bench
Allen University	21	22	43	43	12	10	4	4	30
South Carolina	36	35	71	71	25	35	16	16	27

Score tied - 0 times.
 Lead changed - 0 times.
 Largest lead - Allen, SC by 34 2nd-01:55.
 AU led for 00:00. SC led for 38:40. Game was tied for 02:23.

GAME 1 - CAROLINA 84, NORFOLK STATE 69
NOV. 14, 2015/COLONIAL LIFE ARENA

COLUMBIA, S.C. - The South Carolina men's basketball team grinded out a win in the opener to the 2015-16 season Saturday night, taking an 84-69 win over Norfolk State. It was the first game of the U.S. Virgin Islands Paradise Jam tournament, which will continue for Carolina in the Virgin Islands on Nov. 20 against DePaul. Four players scored in double figures for the Gamecocks, with Sindarius Thornwell and Duane Notice leading the way with 14 points apiece.

Both teams started slow from the field, missing the first eight shots combined before PJ Dozier broke the seal with a mid-range jumper in the paint. Carolina would hit its next three shots and carried a 9-2 lead into the first media timeout.

Duane Notice came in off the bench and helped to extend the early advantage, connecting on his first three attempts from 3-point range with a four-point play mixed in for good measure. His third 3 made would bring the lead up to 16-4, as the junior tallied 12 points in his first six minutes on the court.

For as fast a start the offense got off to, Carolina's patented tough defense was just as good early in the game. Norfolk State would not score for the first four minutes of action, and shot just 27 percent from the field over the first ten minutes.

The Spartans were able to narrow the deficit down the stretch thanks in part to a Gamecock field goal drought, but not enough to keep the home side from taking a 40-34 lead into the halftime break.

The Gamecocks were able to hold the lead despite just three made field goals in the final 11 minutes of the half. Free throws would carry Carolina through the lull, with the team hitting 16 from the charity stripe. Norfolk was able to chip away thanks to a late burst from 3; of the team's final five field goals made, four came from 3-point range.

The offense picked up out of the break to put Carolina back up by double digits, with Dozier and Sindarius Thornwell hitting 3s on back-to-back possessions. The Gamecocks hit 5-of-6 field goals through the opening four minutes of the second half to extend the lead to 52-41. Norfolk State would find equal success shooting the ball, however, and kept within striking distance with a 4-for-4 start on field goals.

A switch to zone by the Spartans, mixed with a full-court press, slowed the overall pace of the game down considerably, but a fast-break alley-oop from Dozier to Chris Silva woke up the crowd at Colonial Life Arena. Norfolk State continued to rely on the deep ball to cut into its deficit, making four 3s in its first eight field goals overall in the first ten minutes of the half; the fourth to make it a 61-56 game in Carolina's favor.

Carolina held the Spartans at an arm's length for much of the half, but were able to use a 7-0 run starting at the eight-minute mark to provide the cushion it would need to cruise to the win. The visitors, plagued by foul troubles all night, were particularly stung by the loss of guard Jeff Short, who averaged 19 points per game last season but fouled out with five minutes to play. In his absence, the visitors made just two of their final 12 attempts from the field as Carolina pulled away down the stretch.

GAME 1

Official Basketball Box Score -- Game Totals -- Final Statistics
Norfolk State vs South Carolina
11/14/15 7 p.m. ET at Columbia, S.C. (Colonial Life Arena)

Norfolk State 69 • 0-1

#	Player	Total		3-Ptr		Rebounds		PF	TP	A	TO	Blk	Stl	Min	
		FG	FGA	FG	FGA	FT	FTA								Off
11	SHORT, Jeff	f	4	11	3	6	5	0	3	5	16	2	3	0	32
45	BUTLER, Jordan	f	2	4	0	1	2	3	4	4	2	1	1	1	24
01	BUNGE, Preston	g	1	3	1	1	1	3	1	4	3	0	1	1	17
02	ROBINSON, Zaynah	g	2	11	2	6	2	0	5	3	8	0	0	2	35
04	TAYLOR, D'Shon	g	0	3	2	2	0	2	3	5	2	1	3	0	15
00	KELLEY, Brian	g	0	1	0	0	0	0	1	3	1	0	3	1	6
03	WADE, Jonathan	g	3	5	1	2	5	10	1	1	0	0	0	0	19
15	BANNER, Devonte	g	0	1	0	0	0	0	0	0	0	0	0	0	1
20	OLIVER, Charles	g	7	13	5	10	2	2	4	21	1	2	0	0	30
22	LONG, Alex	g	0	5	0	1	2	3	5	4	5	0	3	0	21
Team		0		0		0		0		0		0		0	
Totals		19	56	11	28	20	23	35	35	69	12	3	7	200	

FG % 1st Half: 9-28 32.1% 2nd Half: 10-28 35.7% Game: 19-56 33.9%
 3FG % 1st Half: 5-13 38.5% 2nd Half: 6-15 40.0% Game: 11-30 37.0%
 FT % 1st Half: 11-11 100.0% 2nd Half: 9-12 75.0% Game: 20-23 87.0%

South Carolina 84 • 0-1

#	Player	Total		3-Ptr		Rebounds		PF	TP	A	TO	Blk	Stl	Min			
		FG	FGA	FG	FGA	FT	FTA								Off	Def	
14	CHATKEVICIUS, L.	f	5	8	0	1	3	3	1	4	2	13	1	0	1	21	
24	CARRERA, Michael	f	1	8	1	4	1	2	1	5	6	1	4	1	2	1	26
25	KACINAS, Mindaugas	f	2	7	1	3	3	4	3	4	2	8	2	1	0	28	
00	THORNWELL, Sindarius	g	2	7	1	3	7	9	0	4	2	14	2	3	0	31	
15	DOZIER, PJ	g	3	7	1	2	0	1	3	4	7	3	3	0	21		
01	STROMAN, Marcus	g	1	1	1	1	2	3	0	5	2	2	0	0	17		
05	BLANTON, TeMarcus	g	0	0	0	0	0	0	0	1	0	1	0	0	1		
10	NOTICE, Duane	g	4	11	3	6	3	1	2	3	14	3	0	0	20		
20	MCKIE, Justin	g	1	2	1	2	0	1	1	0	5	0	0	0	3		
23	COBB, Eric	g	1	1	0	0	0	1	1	2	2	0	0	1	8		
30	SILVA, Chris	g	2	5	0	0	1	2	3	12	0	3	2	1	24		
Team		4		3		7		4		3		7		200			
Totals		23	59	9	22	29	42	19	27	46	19	84	15	13	4	200	

FG % 1st Half: 10-29 34.5% 2nd Half: 13-30 43.3% Game: 23-59 39.0%
 3FG % 1st Half: 4-11 36.4% 2nd Half: 5-11 45.5% Game: 9-22 40.9%
 FT % 1st Half: 16-20 80.0% 2nd Half: 13-22 59.1% Game: 29-42 69.0%

Officials: Olandis Poole, Joe Lindsay, Bart Lennox
 Technical fouls: Norfolk State-None, South Carolina-None.
 Attendance: 10623

Score by periods	1st	2nd	Total	Points	In	Off	2nd	Fast
------------------	-----	-----	-------	--------	----	-----	-----	------

GAME 3 - CAROLINA 76, DEPAUL 61
NOV. 20, 2015/ST. THOMAS, USVI

ST THOMAS, USVI - Behind a career high 23 points from senior forward Mindaugas Kacinas, the South Carolina men's basketball team (3-0) posted a 76-61 victory over DePaul (1-2) in the opening round of the U.S. Virgin Islands Paradise Jam in St. Thomas on Friday night. Kacinas posted his first-career 20-point outing, behind a 10-of-15 effort from the free throw line and a 6-of-13 mark from the floor. The Gamecocks played solid defensively against the Blue Demons, holding DePaul to 36.5 percent from the floor, including 21.4 percent from 3-point range.

South Carolina jumped out to a 9-3 lead on a lay-in from junior guard Sindarius Thornwell and pushed the advantage to 16-9 on a two-handed dunk from classmate Duane Notice. Both teams struggled from the free throw line early, but DePaul clawed back and tied the contest at 16 on a made 3-point bucket and a pair of jumpers in the lane from Rashaun Stimpson.

Kacinas carried the Gamecocks to halftime, scoring seven of the final 17 points, including five from the free throw line. Thornwell added four points during the final stretch and Notice beat the buzzer with a 3 from the corner to give Carolina a nine-point lead at the break, 37-28.

An off-balance tip-in and make from the foul line for Kacinas with 14:32 remaining in the contest saw the Gamecock lead grow to 15 at 49-37. The Blue Demons continued to chip away at the Carolina advantage, however, and pulled to within five on a pair of free throws from Myke Henry at the eight-minute mark.

Thornwell connected on a pair of makes from the line and senior forward Laimonas Chatkevicius and freshman guard PJ Dozier connected on consecutive lay-ups to push the Gamecock lead back to 14 with 6:22 remaining. The Blue Demons would not get closer than 13 the rest of the way, and the Gamecocks secured the 76-61 win.

GAME 4 - CAROLINA 94, HOFSTRA 84
NOV. 22, 2015/ST. THOMAS, USVI

ST THOMAS, USVI - The South Carolina men's basketball team found itself in a shootout Sunday night, taking on a veteran Hofstra team in the semifinal of the Paradise Jam. The Pride came in fresh off an upset of Florida State and gave the Gamecocks all they could handle, but a season-best performance from the Garnet and Black offense would be too much to account for in a 94-84 win. Carolina (4-0) would see all five of its starters score 12 points or more, and the interior offense was a strong point all night long.

Despite the 10:30 p.m. local time tip, the offenses would be wide-awake early on. The Gamecocks enjoyed a 6-of-10 start overall from the field, but the Pride (3-1) countered with four 3s in the first five minutes to take a 14-13 lead into the first media timeout. A 13-2 run for Carolina in the ensuing four minutes of action would open the game up to 26-16. Facing a size disadvantage, Hofstra would settle for 3s but would not be able to maintain its hot start. A four-minute scoring drought starting from the 14:27 mark would help dig the early hole.

Hofstra would not go quietly, rediscovering its range to hang in down the stretch in the first half. Guard Juan'ya Green connected on five of his first six 3-point attempts and accounted for 19 of the team's first 32 points through the first 15 minutes of action. His fifth 3 brought the Gamecock lead down to six, 38-32. The lead would get all the way down to two, 41-39, but the Gamecocks scored the final five points of the half to take the 46-39 advantage into the break.

Mindaugas Kacinas would stay keyed in offensively, scoring 14 points in the first half to lead Carolina. Green would finish with 22 points for Hofstra. The Pride bombed in 18 3-point attempts in the first 20 minutes, hitting on eight. That long-distance commitment would hurt them inside, as the Gamecocks enjoyed a plus-10 rebounding margin and a 20-6 advantage in points in the paint.

During the halftime break, the lights in the UVI Sports & Fitness Center would malfunction due to a power surge, but the referees determined enough light was on the court to resume the game. Neither team would seem to mind, connecting on three shots apiece in the first three minutes of action. A pair of 3s from Ameen Tankley would keep the first-half narrative alive for Hofstra, who attempted just five two-point field goals in the first eight minutes of the second half.

Hofstra would hit its sixth 3 of the first nine minutes of action to take just its second lead of the game at 65-64. The Pride would start 6-of-9, but a Duane Notice 3 would give Carolina the lead back. Despite the shower of 3s, Carolina weathered the storm with an efficient offense that saw contributions from all over the lineup. PJ Dozier would have his best game yet as a Gamecock, scoring seven of his season-best 12 points in the second half, including a perfect 3-3 from the field in the half. The freshman added nine rebounds as well.

A 3 from Brian Bernardi cut Carolina's lead to 74-72 with seven minutes to play, but a 3 from Dozier and back-to-back scoring possessions from Chris Silva would help the Gamecocks extend back out to an 83-72 lead. It would ultimately be a 12-0 run for Carolina, as Hofstra would go 4-22 without a point to see its upset attempt wilt down the stretch. The Pride would kick up the pressure in the final two minutes of regulation, but a pair of dunks from Michael Carrera out of press-breaks would keep the game well out of reach.

GAME 5 - CAROLINA 83, TULSA 75
NOV. 23, 2015/ST. THOMAS, USVI

ST THOMAS, USVI - The South Carolina men's basketball team will be coming home with a new addition to the trophy case Tuesday, after winning the 2015 Paradise Jam in convincing fashion Monday with a 83-75 win over Tulsa (4-1). Five Gamecocks would reach double figures, and a fast start would play a big role in moving the team's record now to 5-0. Sindarius Thornwell was named the tournament's MVP, and Mindaugas Kacinas would join him as an All-Tournament honoree.

The offense showed no hangover from a semifinal game the night before that featured 178 combined points. The Gamecocks started the game out on a 12-2 run in the first three minutes of play, punctuated by a 3 from Sindarius Thornwell. Tulsa cut the lead to 12-8, but Carolina went off again with another 17-4 run from there to go up 29-12 through the first 12 minutes of the game. The fast start was thanks in part to an 11-of-16 start from the field for Carolina, including all four 3-point attempts.

A veteran Tulsa team would not panic, though, and were able to chip away and got the deficit back down to single digits by the half-time break, 38-29. The Gamecock defense forced eight turnovers in the period and held the Golden Hurricanes to 31 percent from the field (9-of-29). Mindaugas Kacinas and Michael Carrera each had six points and five rebounds, Laimonas Chatkevicius led the team with nine points.

The Gamecocks hit their first four shots coming out of the half-time break and extended the lead back up to 14, 48-34, just three minutes into the half. Tulsa came back strong with a 14-4 run in less than four minutes to set a more tense tone that would carry through the remainder of the game. Tulsa's Shaquille Harrison was the comeback catalyst, scoring 15 of his team-high 20 points in the second half, and the Hurricanes would keep hanging around down the final ten minutes of action. Carolina was able to push the lead back up to ten on three different occasions, but could never pull away like it had in the first half.

After a pair of free throws from Chatkevicius pushed the lead up to 76-66 with three minutes to go, Tulsa would make its final push. James Woodard converted a three-point play with 2:30 to go to make it 76-69, then hit a pair of free throws with 34 seconds to bring it to five, 80-75. That would ultimately be the Hurricane's final points, as the Gamecocks made 3-of-4 free throws after Tulsa fouls to stop the clock, leading to the 83-75 final.

GAME 3

DePaul vs South Carolina
 11/20/15 7:10 p.m.AST at St. Thomas, U.S. Virgin Islands

DePaul 61 • 1-2

#	Player	Total			3-Ptr			Rebounds			PF	TP	A	TO	Bk	Stl	Min
		FG	FGA	FT	FTA	Off	Def	Total									
03	STIMAGE, Rashaun	f	2-4	0-0	0-0	0	1	1	4	4	0	0	1	0	0	15	
04	HENRY, Myke	f	2-6	0-1	2-2	3	2	5	4	6	0	4	1	1	20		
02	HAMILTON IV, Tommy	c	1-6	0-2	1-4	1	5	6	0	3	0	2	0	0	23		
05	GARRETT, Billy	g	2-6	0-2	7-7	0	2	2	11	4	2	0	0	0	29		
11	CAIN, Eli	g	2-10	0-1	1-2	3	3	6	2	5	1	0	0	17			
00	CURRINGTON, RJ	g	1-1	0-0	0-1	0	0	0	2	2	0	0	0	3			
01	WOOD, Darrick	g	5-11	1-4	3-4	0	2	2	4	14	0	1	2	25			
10	MOLIARI, David	g	0-0	0-0	0-0	0	0	0	0	0	0	0	0	1			
12	PHILLIPS, Develle	g	0-0	0-0	0-2	0	0	0	0	0	0	0	0	2			
13	DOLINS, Cory	g	0-0	0-0	0-0	0	0	0	0	0	0	0	0	1			
15	SIMPSON, Aaron	g	2-6	2-4	0-0	1	2	3	1	6	4	2	0	24			
23	GAZI, Erten	g	1-1	0-0	2-2	0	1	1	1	4	0	2	0	9			
30	BARRY, Umar	g	0-0	0-0	0-0	0	0	0	0	0	0	0	0	2			
30	RYCKBOSCH, Peter	g	1-1	0-0	3-5	2	2	4	2	5	0	1	0	20			
33	HANEL, Joe	g	0-0	0-0	1-2	0	0	2	4	1	0	0	0	9			
	Team																
	Totals		19-52	3-14	20-31	10	23	37	61	9	15	2	4	200			
	FG % 1st Half:		9-23	39.1%	2nd Half:	10-29	34.5%	Game:	19-52	36.5%							
	3FG % 1st Half:		2-9	22.2%	2nd Half:	1-5	20.0%	Game:	3-14	21.4%							
	FT % 1st Half:		8-12	66.7%	2nd Half:	12-19	63.2%	Game:	20-31	64.5%							

South Carolina 76 • 3-0

#	Player	Total			3-Ptr			Rebounds			PF	TP	A	TO	Bk	Stl	Min
		FG	FGA	FT	FTA	Off	Def	Total									
14	CHATKEVICIUS, L.	f	3-11	1-1	1-2	3	2	5	3	7	0	1	1	0	23		
24	CARRERA, Michael	f	2-3	1-1	2-2	2	5	7	3	7	4	1	0	0	27		
25	KACINAS, Mindaugas	f	6-13	1-5	10-15	4	5	9	5	23	1	2	0	30			
00	THORNWELL, Sindarius	g	4-10	0-1	2-3	3	7	10	3	10	3	3	0	31			
15	DOZIER, PJ	g	3-6	0-0	1-2	1	1	2	2	7	0	2	0	14			
01	STROMAN, Marcus	g	2-6	1-3	2-2	3	3	2	7	0	1	0	0	18			
02	DOBY, Raymond	g	0-0	0-0	0-0	0	0	0	3	0	0	0	0	1			
04	GREGORY, Jamall	g	0-0	0-0	0-0	0	0	0	0	0	0	0	0	1			
10	NOTICE, Duane	g	3-8	2-2	3-4	1	1	2	11	3	1	0	1	23			
20	MCKIE, Justin	g	0-0	0-0	0-0	0	1	1	0	0	0	0	0	8			
23	COBB, Eric	g	0-0	0-0	0-0	0	3	3	0	0	0	0	0	10			
30	SILVA, Chris	g	1-3	0-0	2-4	0	2	4	4	4	1	1	0	18			
	Team																
	Totals		24-60	5-13	23-34	16	27	43	76	11	12	4	5	200			
	FG % 1st Half:		12-28	42.9%	2nd Half:	12-32	37.5%	Game:	24-60	40.0%							
	3FG % 1st Half:		3-7	42.9%	2nd Half:	2-6	33.3%	Game:	5-13	38.5%							
	FT % 1st Half:		10-17	58.8%	2nd Half:	13-17	76.5%	Game:	23-34	67.6%							

Officials: Les Jones, Nathan Farrell, Justin Porterfield
 Technical fouls: DePaul-None. South Carolina-None.
 Attendance: 2002
 2015 Paradise Jam Men's Basketball, Presented by Basketball Travelers

Score by periods	1st	2nd	Total
DePaul	28	33	61
South Carolina	37	39	76

Last FG - DePaul 2nd-00:44, SC 2nd-04:07.
 Largest lead - DePaul None, SC by 16 at 01:11.19.
 DPU led for 00:00. SC led for 38:50. Game was tied for 01:10.

Score tied - 2 times.
 Lead changed - 0 times.

GAME 4

Hofstra vs South Carolina
 11/22/15 10:30p.m.AST at St. Thomas, U.S. Virgin Islands

Hofstra 84 • 3-1

#	Player	Total			3-Ptr			Rebounds			PF	TP	A	TO	Bk	Stl	Min
		FG	FGA	FT	FTA	Off	Def	Total									
02	TANKSLEY, Ameen	f	7-13	4-7	0-2	0	3	3	18	3	1	1	0	32			
11	GUSTYS, Rokas	f	0-1	0-0	2-4	2	4	6	3	2	0	0	0	25			
12	KOON, Denton	f	3-7	1-2	0-0	1	2	3	4	7	4	1	0	23			
01	GREEN, Juan'ya	g	7-15	6-13	8-10	0	2	2	3	28	7	5	0	39			
04	BERNARDI, Brian	g	5-7	4-6	0-0	0	2	2	0	14	1	2	0	35			
00	NICHOLS, Malik	g	1-5	1-3	0-0	0	1	1	5	3	0	2	0	22			
03	WRIGHT-FOREMAN, J.	g	2-3	0-1	0-0	0	2	2	1	4	0	0	1	9			
04	BUJE, Desure	g	3-4	1-2	1-1	0	0	0	2	8	1	3	0	13			
44	WALKER, Andre	g	0-0	0-0	0-0	0	0	0	0	0	0	0	0	2			
	Team																
	Totals		28-55	17-34	11-17	6	17	23	21	84	16	14	2	200			
	FG % 1st Half:		13-30	43.3%	2nd Half:	15-25	60.0%	Game:	28-55	50.9%							
	3FG % 1st Half:		8-18	44.4%	2nd Half:	9-16	56.3%	Game:	17-34	50.0%							
	FT % 1st Half:		5-10	50.0%	2nd Half:	6-7	85.7%	Game:	11-17	64.7%							

South Carolina 94 • 4-0

#	Player	Total			3-Ptr			Rebounds			PF	TP	A	TO	Bk	Stl	Min
		FG	FGA	FT	FTA	Off	Def	Total									
14	CHATKEVICIUS, L.	f	8-14	0-0	1-3	3	2	5	1	17	1	0	3	1	28		
24	CARRERA, Michael	f	7-11	2-2	1-2	1	3	4	3	17	1	2	0	27			
25	KACINAS, Mindaugas	f	9-10	0-1	1-2	2	3	5	3	18	1	2	0	31			
00	THORNWELL, Sindarius	g	4-8	0-2	6-8	1	8	9	14	6	0	0	0	33			
15	DOZIER, PJ	g	5-10	2-2	1-1	4	5	9	3	12	2	3	0	26			
01	STROMAN, Marcus	g	0-1	0-0	1-0	1	0	1	4	2	0	0	1	15			
10	NOTICE, Duane	g	2-7	1-2	2-2	1	0	1	0	7	3	0	0	25			
23	COBB, Eric	g	1-2	0-0	0-0	0	0	0	1	2	0	0	0	4			
30	SILVA, Chris	g	1-5	0-0	5-6	3	3	2	7	0	2	0	0	11			
	Team																
	Totals		37-68	5-9	15-23	18	23	41	18	94	16	9	4	2			

GAME 6 - CAROLINA 92, LIPSCOMB 76
NOV. 27, 2015/COLONIAL LIFE ARENA

COLUMBIA, S.C. - South Carolina's men's basketball team would turn its record to 6-0 Friday afternoon in its return to the Colonial Life Arena, pulling away from Lipscomb (3-5) by a score of 92-76. The Gamecocks could seemingly not miss from inside, and received double-digit scoring efforts from six different players.

Lipscomb entered the day with one of the most 3-point-reliant offenses in the country, and it would lean on that strength throughout the first half, ultimately making six in the first half. South Carolina would do what it does best too -- get the ball inside and take advantage of a deep post rotation. The Gamecocks would score 34 points in the paint in the first half, with Mindaugas Kacinas (nine points) and Laimonas Chatkevicius (six points) converting 7-of-8 field goal attempts combined.

The game would be tied at 19-all through the first eight minutes of action, but the Gamecocks were able to get some breathing room behind a 7-0 run in just 36 seconds. A technical foul on the Bisons would be sandwiched by a missed shot and a turnover to enable the run. Carolina would enjoy a two-possession lead for the final 11 minutes of the half, ending on a 6-0 run to take its largest lead of the day before halftime, 51-40.

With the two offenses making 50 percent of their field goals in the half, it would be Carolina's defense that would provide the difference. Turnovers forced by the backcourt players would lead to easy baskets in transition; four different Gamecock guards recorded two steals apiece in the first half and Lipscomb would ultimately turn the ball over 15 times in the 20-minute period. Those turnovers would directly lead to 16 points, 12 coming out of the fast break.

The Bisons made their first four field goals out of the intermission, and after a three-point play from Eli Pepper the visitors would cut the deficit to 62-57. The Gamecocks would hit the gas pedal again to keep a comfortable pace, taking a 9-0 run in the following three minutes to take their biggest lead so far. Lipscomb missed nine straight shots during Carolina's run, and finished the game 9-of-36 from the field after 4-of-4 start.

A pass-first mentality continued to serve the Gamecocks in the second half, the team recorded assists on nine of the first ten field goals made after a first half where 14 of 23 field goals came with assists as well. Carolina's lead would grow as large as 20 with five minutes to go, with a barrage from all over the court offensively. Six different players would score in double figures for the Gamecocks on the afternoon, led again by Chatkevicius (with 17). Lipscomb went scoreless for the final three minutes of regulation and finished the half shooting 32.5 percent compared to Carolina's 53.8.

GAME 7 - CAROLINA 76, WESTERN CAROLINA 53
NOV. 30, 2015/COLONIAL LIFE ARENA

COLUMBIA, S.C. - The South Carolina men's basketball team used a tough interior defense to lock down its most emphatic win of the 2015-16 season Monday night, beating Western Carolina (2-4) 76-53. Mindaugas Kacinas went for a double-double to help the Gamecocks move to 7-0 for the season despite a slow start, they are now one win off matching their best start in 12 years.

The Gamecocks committed six turnovers in just over a three-minute stretch to open the game, limiting them to just six points total through the first six minutes of the opening half. Three of Western Carolina's first four field goals made came from 3-point range, and the visitors took a 13-12 lead into the under-12 media timeout. Carolina would ultimately turn the ball over 14 times in the first half, but allowed WCU to score just six points off them.

Western Carolina would extend its lead out to five, 20-15, but the Gamecocks stole back some valuable momentum before the under-eight minute timeout thanks to a 3 from Michael Carrera and a lay-in from Eric Cobb to tie it back up at 20-all. In all, the Catamounts committed turnovers on four straight possessions after taking their five-point lead, letting the Gamecocks quickly tie the game back up.

That 5-0 spurt before the timeout would stretch way out to 19-0 over seven minutes, but it would be a slow build as the Gamecocks hit just 5-of-14 field goals in the run. Much of the damage would be done at the free throw line, where Carolina made seven. The Catamounts would miss seven straight field goal attempts and committed six turnovers before a 3 from Deriece Parks broke the ice. Carrera would be a bright spot offensively for Carolina, scoring all nine of his first-half points in this span.

The Gamecocks carried a 37-28 lead into halftime, holding Western Carolina to 29 percent from the floor. Most of the damage from the visitors would be from beyond the arc, as they would make six 3s. On two-point field goals alone, WCU made just 3-of-15 attempts in the first half.

In keeping with a blueprint that has worked throughout the first month of the season, a bruising interior defense coupled with an efficient offense through the paint would help South Carolina run away and hide from any threatening second-half runs by Western Carolina. The Gamecocks would commit just two turnovers through the first 15 minutes of the second half, while forcing seven from the opposition.

A big reason for the Gamecocks pulling away in the final 20 minutes would be their effectiveness in converting turnovers into points. Despite forcing 10 turnovers in the first half, Carolina scored just four points off the extra possessions. In the second half, 10 more turnovers from WCU would be used to score 14 points.

Offensively, seven different players would record a field goal in the second half. Kacinas paced the team with nine second-half points to finish with a game-high 20; the reigning SEC Player of the Week chipped in ten rebounds as well for his second double-double of the season. The team was able to work in all seven of its newcomers in the final five minutes, with Jamall Gregory recording his first points and John Ragin his first minutes as Gamecocks. The Catamounts would be held in check from inside the arc again in the second half, converting just 5-of-20 two-point attempts. Joining Kacinas in double figures for the night were Carrera (16) and Sindarius Thornwell (10).

GAME 8 - CAROLINA 81, USF 63
DEC 5, 2015/COLONIAL LIFE ARENA

COLUMBIA, S.C. - The South Carolina men's basketball program matched its best start in 12 years thanks to a dominant first-half effort Saturday afternoon against South Florida (2-7). The Gamecocks won 81-63 behind a season-high 19 points from Michael Carrera, surviving a bumpy second half to move to 8-0 this season.

Despite matching up with perhaps their most physical opponent of the season to date, the Gamecocks went to their bread and butter early, slashing to the basket to take a 16-2 lead just five minutes into the game, forcing a timeout. Of those 16 points, 12 would come in the paint and six came off the fast break. South Carolina shot 78 percent to USF's 14, and had a 7-1 advantage in rebounds leading up to the USF timeout.

Carolina would not relent after the timeout, extending the run all the way out to 24-2 before USF broke a seven-minute scoring drought with a basket at the 12:03 mark of the first half. The Bulls made a switch to a 2-3 zone defense and would find more success at slowing down the drives, but would not find as easy of a solution on offense and didn't reach double digits until the 8:45 mark.

On the back of an 8-0 run to end the first half, the Gamecocks went into the break with their largest lead of the afternoon at 53-22. Carolina would see three different players reach double figures in scoring, led by 13 from Sindarius Thornwell. As a team, the Garnet and Black shot 61 percent from the field (20-33) and scored 19 points off 12 USF turnovers.

The lead would expand to 36, 61-25, but the Bulls would respond with a 17-2 run over the next four minutes thanks to a 1-of-7 field goal slump from Carolina. The key for USF would be rebounding, as it enjoyed a 20-7 margin on the boards that allowed it to out-score Carolina by 13 points through the first 12 minutes of the second half.

The first-half domination by the Gamecocks would be too much to recover from for USF, despite a complete turnaround of fortunes. The Bulls could get no closer than 13, with the Gamecocks leaning on nine second-half points from Carrera to hold down the fort. The defense held USF without a field goal for the final 4:09 of the game to secure the team's fourth straight win by 15 points or more.

GAME 6



Official Basketball Box Score - Game Totals - Final Statistics
Lipscomb vs South Carolina
 11/27/15 2 p.m. ET at Columbia, S.C. (Colonial Life Arena)

Lipscomb 76 • 3-5

#	Player	Total		3-Ptr		Rebounds		PF	TP	A	TO	Bk	Stl	Min	
		FG	FGA	FT	FTA	Off	Def								
22	PEPPER, ELI	3	4	0	0	1	4	5	4	7	3	2	0	19	
33	WISHON, DAVID	1	1	0	0	0	0	0	4	2	0	1	1	24	
02	WILLIAMS, JOSH	8	14	5	7	0	3	0	3	21	0	4	0	22	
04	MORAN, NATHAN	4	11	2	8	2	2	3	2	12	8	4	0	26	
12	HAMPTON, JC	0	4	1	3	1	2	1	1	4	4	0	1	26	
01	MILLER, CAM	2	3	1	3	0	0	0	1	8	1	0	1	16	
11	DIVALL, ASA	0	1	0	0	0	0	0	0	0	1	0	0	20	
14	MATHEWS, GARRISON	3	11	3	7	0	0	1	1	9	1	0	0	25	
21	SMITH, CHARLES	0	2	0	0	0	0	0	0	0	0	0	0	2	
32	KORN, AARON	2	5	0	2	1	4	5	2	4	0	0	0	15	
23	WISHON, BRETT	3	8	2	6	2	2	1	4	5	1	0	0	25	
55	BRAMMEIER, GEORGE	1	2	0	0	0	0	1	1	5	2	1	0	7	
Team		3		1		4									
Totals		27	68	13	35	9	14	10	19	29	24	76	18	3	200

FG % 1st Half: 14-28 50.0% 2nd Half: 13-40 32.5% Game: 27-68 39.7% Deadball Rebounds 4.2
 3FG % 1st Half: 6-11 54.5% 2nd Half: 7-24 29.2% Game: 13-35 37.1%
 FT % 1st Half: 6-9 66.7% 2nd Half: 3-5 60.0% Game: 9-14 64.3%

South Carolina 92 • 6-0

#	Player	Total		3-Ptr		Rebounds		PF	TP	A	TO	Bk	Stl	Min	
		FG	FGA	FT	FTA	Off	Def								
14	CHATKEVICIUS, L.	7	7	0	0	3	3	3	17	1	2	1	1	24	
24	CARRERA, Michael	4	6	2	3	1	3	4	13	1	3	1	3	21	
25	KACINAS, Mindaugas	7	10	1	2	2	4	6	2	15	0	1	1	30	
00	THORNWELL, Sindarius	0	5	0	2	0	5	2	6	4	0	0	0	23	
15	DOZIER, PJ	5	11	1	3	2	4	6	2	11	5	4	1	23	
02	DOBY, Raymond	0	1	0	0	0	1	1	0	0	0	0	0	2	
04	GREGORY, Jamall	0	0	0	0	0	0	0	0	0	0	0	0	2	
05	BLANTON, TeMarcus	0	0	0	0	0	1	0	1	0	1	0	0	5	
10	NOTICE, Duane	2	6	2	3	5	2	16	5	0	1	3	24		
20	MCKIE, Justin	3	6	0	0	0	1	2	6	5	0	0	0	19	
23	COBB, Eric	0	0	0	0	1	1	0	0	0	0	0	0	2	
30	SILVA, Chris	3	4	0	0	6	2	5	7	12	1	2	2	18	
Team		2		4											
Totals		34	66	15	29	12	31	43	19	92	24	17	7	12	200

FG % 1st Half: 20-40 50.0% 2nd Half: 14-26 53.8% Game: 34-66 51.5% Deadball Rebounds 7.1
 3FG % 1st Half: 3-12 25.0% 2nd Half: 2-7 28.6% Game: 5-19 26.3%
 FT % 1st Half: 8-13 61.5% 2nd Half: 11-14 78.6% Game: 19-27 70.4%

Officials: Lee Cassell, Tony Henderson, Glenn Tullit
 Technical fouls: Lipscomb-WILLIAMS, JOSH. South Carolina-None.
 Attendance: 8793

Score by periods

	1st	2nd	Total
Lipscomb	40	36	76
South Carolina	51	41	92

	In	Off	2nd	Fast	Bench
Points	Paint	T/O	Chance	Break	
Lipscomb	28	13	9	9	33
South Carolina	51	41	9	10	34

Last FG - LP 2nd-02:57, SC 2nd-02:05.
 Largest lead - LP by 3 at 15:53, SC by 28 on 2nd-05:09.
 LP led for 04:10, SC led for 34:22. Game was tied for 01:28.

Score tied - 2 times.
 Lead changed - 10 times.

GAME 7



Official Basketball Box Score - Game Totals - Final Statistics
Western Carolina vs South Carolina
 11/30/15 7 p.m. ET at Columbia, S.C. (Colonial Life Arena)

Western Carolina 53 • 2-4

#	Player	Total		3-Ptr		Rebounds		PF	TP	A	TO	Bk	Stl	Min	
		FG	FGA	FT	FTA	Off	Def								
04	Torrion Brummitt	3	10	1	2	0	0	1	5	6	4	7	0	28	
23	Nustin Browning	1	2	1	0	0	1	3	4	4	5	0	1	29	
02	Mike Brown	9	21	2	5	4	4	3	4	7	2	10	4	29	
03	Rhett Harrison	0	13	0	0	0	3	3	1	14	2	4	0	30	
11	Habboubacter Mutombo	0	2	0	0	0	0	1	0	2	0	0	0	15	
01	Elijah Dughey	2	8	1	5	0	0	1	3	4	4	5	4	16	
05	Devlin Peterson	0	0	0	0	0	0	1	1	0	1	0	0	11	
12	Marc Gosselin	1	3	0	1	0	2	3	0	2	1	0	0	18	
13	Deriece Parks	2	7	1	5	0	0	1	5	1	1	0	2	14	
22	Jesse Deloach	0	2	0	0	0	1	1	0	0	0	0	0	5	
24	Ashley Williams	2	4	1	2	0	0	5	0	0	0	0	0	5	
Team		2		3											
Totals		19	67	11	32	4	4	12	24	36	17	53	13	20	200

FG % 1st Half: 9-31 29.0% 2nd Half: 10-36 27.8% Game: 19-67 28.4% Deadball Rebounds 1
 3FG % 1st Half: 6-16 37.5% 2nd Half: 5-16 31.3% Game: 11-32 34.4%
 FT % 1st Half: 4-4 100.0% 2nd Half: 0-0 0.0% Game: 4-4 100.0%

South Carolina 76 • 7-0

#	Player	Total		3-Ptr		Rebounds		PF	TP	A	TO	Bk	Stl	Min	
		FG	FGA	FT	FTA	Off	Def								
14	CHATKEVICIUS, L.	3	7	0	0	1	4	5	2	6	1	2	1	0	21
4	CARRERA, Michael	4	7	3	5	0	2	2	1	16	2	2	2	26	
25	KACINAS, Mindaugas	6	11	2	2	2	5	6	11	1	20	0	0	11	26
00	THORNWELL, Sindarius	3	12	2	6	0	2	6	8	10	3	3	0	25	
15	DOZIER, PJ	0	3	0	1	0	1	2	3	3	0	2	0	12	
01	STROMAN, Marcus	0	2	0	0	0	3	3	0	1	3	3	1	4	
02	DOBY, Raymond	0	0	0	0	0	0	0	0	0	0	0	0	4	
04	GREGORY, Jamall	1	2	0	0	0	1	2	0	2	0	0	0	7	
05	BLANTON, TeMarcus	0	2	0	0	0	0	0	0	1	0	1	0	7	
10	NOTICE, Duane	3	6	1	4	0	0	2	7	0	2	0	0	12	
20	MCKIE, Justin	0	3	0	1	2	0	0	1	4	0	0	0	10	
21	RAGIN, John	0	1	0	0	0	1	1	0	0	0	0	0	2	
23	COBB, Eric	2	4	0	0	2	1	0	1	4	0	1	0	10	
30	SILVA, Chris	2	3	0	0	5	4	7	11	2	9	0	1	15	
31	HOLLMAN, Jarrell	0	0	0	0	0	0	0	0	0	0	1	0	2	
Team		2		4											

GAME 9 - CAROLINA 79, DREXEL 54
DEC. 15, 2015/COLONIAL LIFE ARENA

COLUMBIA, S.C. - The South Carolina men's basketball team is 9-0 for the first time in 44 years, after a big second half carried it to a 79-54 win over Drexel (1-7) Tuesday night. Freshman PJ Dozier led the team with 16 points, and the team poured in 47 second-half points to put away a game that was tight throughout the first half.

The Gamecocks' 6-2 lead to start the game was soon slowed by fouls and turnovers, most notably two offensive fouls on Laimonas Chatkevicius in just three minutes of action. The Dragons took over a 9-6 lead after four minutes of action after using a 7-0 run in a span of just under two minutes and would carry the lead for the most of the next 10 minutes of play. The lead was helped in large part by a 3-of-3 start from 3-point range and a 50 percent field goal percentage in the first nine minutes of play.

Chris Silva helped keep the fans at Colonial Life Arena excited, first with a big block to deny a fast-break dunk, then later with a dunk of his own to cut the deficit to 17-15. Drexel would build its largest lead at 21-15, but Carolina earned the lead back down the stretch thanks to a lockdown at both ends of the court.

Immediately after going down by six, the Gamecocks went on an 11-0 run in the next three minutes to flip the scoreboard with a 26-21 advantage. It was punctuated by a 3-pointer from Chatkevicius, forcing Drexel into a timeout with 5:18 to go. For those remaining five minutes, the two teams combined for just a 3-of-13 effort from the floor and the Gamecocks were able to hold on for a 32-28 lead at halftime.

After a 6-of-12 start from the field, Drexel converted just 3-of-14 (21 percent) the rest of the way but still hit four 3s to keep within striking distance. Most of Carolina's damage would be done at the line, the Gamecocks attempted just two fewer free throws than field goals in the first half, thanks in large part to 14 fouls called on the Dragons. PJ Dozier alone would convert 9-of-13 at the charity stripe to lead the team in scoring at 13.

The Gamecocks scored nine points in the final 5:18 of the 1st half, but needed just the first 63 seconds of the second half to score another nine and take control of the game. Extra passes on the team's first two possessions led to wide-open 3s from Mindaugas Kacinas and Sindarius Thornwell, and Dozier converted a three-point play on the very next possession to force a timeout.

Faced with its largest deficit of the game at 43-28, Drexel continued a cold streak that plagued it in the final 10 minutes of the first half. The visitors went without a made field goal for the first five minutes of the second half, missing on its first 10 attempts and also coming up empty on three free throw tries.

The Dragons would get on the board with a basket at the 14:40 mark, but foul trouble up and down the lineup kept them from putting out a consistent rotation on the floor. Despite facing a Drexel full-court press for most of the half, the Gamecocks seemed to be unfazed and passed their way to a number of easy transition baskets and soon found themselves ahead by 20, 61-41, with eight minutes still to play.

The lead would peak at 25 on the game's final basket, a TeMarcus Blanton 3-pointer. All told, the Gamecocks shot 67 percent in the second half and spread the wealth on offense. Seven different players would score five points or more, led by six apiece from Blanton, Chatkevicius and Thornwell.

GAME 10 - CAROLINA 65, CLEMSON 59
DEC. 18, 2015/GREENVILLE, S.C.

GREENVILLE, S.C. - It was a game fitting of a historic rivalry, as the Gamecock men's basketball team held off Clemson (7-4) Friday night in their first true road game of the season, 65-59. The win helped Carolina improve to 10-0, its best start since 1933-34, but it would take all 40 minutes for it to be decided.

Early nerves would lead to a slow start for the rivals, a Clemson 6-0 run helped it take a 10-7 lead six minutes in, with the Gamecocks struggling from the field with a 3-of-11 start.

Carolina got its first two-possession lead on the back of a personal 5-0 run by Mindaugas Kacinas, helping plant the seed for what would become a momentum-changing stretch for the visitors. He broke a 14-all tie with a three-point play, then following with a layup on the next possession to make it a 19-14 game with nine minutes to play in the half after the Tigers had gone up 13-9 just three minutes earlier.

A pair of 3-pointers from Michael Carrera extended the total run out to 16-1, forced a Clemson timeout and got the Gamecock-laden crowd at Bon Secours Wellness Arena in an uproar. In total, the Gamecocks would stretch the run out to 24-1 behind eight-straight made field goals, which compounded the Tiger's drought of 12-straight misses.

The highlight of the run would undoubtedly be Sindarius Thornwell's three-point play off a dunk that shook loose the dust from the arena's rafters. The run would last over eight minutes in total and helped Carolina take a 41-25 lead at halftime.

Clemson would hit just 5-of-18 two-point field goals and were out-scored 18-6 in the paint for the half, and the Gamecocks also enjoyed a ten-rebound advantage through the first 20 minutes. Eric Cobb would play big minutes off the bench with Carrera and Chris Silva in foul trouble early; the freshman led the team with four rebounds in the half.

The Tigers came out with comeback on their mind in the second half, and used a 7-0 run to cut into single digits before a 3-pointer from Duane Notice put the score at 48-36 at the first media timeout. Notice's 3s would be key for helping Carolina overcome a Clemson zone that was successfully stagnating the offense for the majority of the second half.

Despite relying heavily on 3-pointers to try and cut into the deficit, it would actually be Clemson's post scorers that made the difference as it continued to claw back into the game. Through the first 14 minutes of the second half, Clemson hit 6-of-8 two-pointers compared to just 4-of-11 on 3s. Baskets on four-straight possessions would get the Tigers within four, 57-53, with six minutes still to play.

Kacinas would snap a three-minute scoring drought for Carolina on a high-low pass from Laimonas Chatkevicius into the heart of the Clemson 2-3 zone, sending the Gamecocks into the final media timeout with a 59-55 lead. That would score held tight for over four minutes, with Carolina still vexed by Clemson's zone, and the Tigers unable to score against the Gamecock's physical man-to-man.

Coming down to the final 90 seconds of regulation, it would be the free throw line that the rivalry game would be decided. Each side missed the front end of a 1-and-1 at the line, but a turnover off an errant pass forced Clemson to foul and put Carrera at line to try and add critical points to the tenuous lead.

The senior swished both attempts, bringing an end to 4:04 minutes without a point from either team and gave Carolina a 61-55 lead with 22 seconds to play. A forced-up 3 by the Tigers would be rebounded by PJ Dozier, who added two more free throws and iced away the game.

GAME 11 - CAROLINA 75, ST. JOHN'S 61
DEC. 22, 2015/UNCASVILLE, CONN.

UNCASVILLE, CT. - The South Carolina Gamecock men's basketball team ran its season record to 11-0 Tuesday night, defeating St. John's 75-61. The game was played at Mohegan Sun Arena as part of the Naismith Memorial Basketball Hall of Fame Shootout. Led by a season-best performance from Duane Notice, the Gamecocks overcame an early deficit to earn their first win ever against the Red Storm (7-6).

St. John's would shoot its way out to an early lead, and held it for most of the first ten minutes of the game. The early advantage would grow to six, 13-7, before the Gamecocks clicked into tempo on offense. A 5-of-7 stretch from the 13:44 mark until 9:25 would turn that six-point deficit into Carolina's first lead of the day, 20-18. Duane Notice accounted for seven of the team's first 16 points and finished with 14 in the first half on a perfect 5-of-5 performance from the floor.

Carolina's defense would also find its feet for a key stretch, holding St. John's without a made basket for 6:28, allowing the Gamecocks to reel off a 15-1 run and take their biggest lead so far at 31-19. The Johnnies came off the mat for six-straight baskets following the cold spell and got into single digits before the buzzer at 40-34. Despite a 3-of-10 success rate from 3-point range, St. John's more than made up for it with an 11-of-16 clip from inside.

The hot streak to end the first half would not carry over for the Red Storm, as a pair of early turnovers pushed Carolina's lead back into the double digits and forced a timeout just a minute into the half. The lead would get no closer than eight points for the Gamecocks, who slowly would pull permanently into a double-digit lead for the final nine minutes of the game.

Michael Carrera would lead the way down the stretch, scoring eight points with seven rebounds in his 15 minutes of action in the second half. Laimonas Chatkevicius added seven second-half points to push him into double figures for the game, his first game with 10 or more points since Nov. 27 against Lipscomb. Behind 14 second-half turnovers forced and 20 points in the paint, South Carolina would push the lead up to 18 before settling on the final margin.

GAME 9



Official Basketball Box Score - Game Totals - Final Statistics
Drexel vs South Carolina
12/15/15 7 p.m. ET at Columbia, S.C. (Colonial Life Arena)

Drexel 54 • 1-7

#	Player	Total		3-Ptr		Rebounds		PF	TP	A	O	Blk	Stl	Min
		FG	FGA	FG	FGA	FT	FTA							
0-0	0-0	0-0	0-0	0-0	0-0	0-0	0-0	0-0	0-0	0-0	0-0	0-0	0-0	3
4-7	1-1	0-0	1-3	4-4	2-9	0-1	1-1	0-0	2-3					23
6-18	2-7	4-7	0-1	1-4	18-4	5-0	0-0	0-0	3-8					38
2-3	0-0	0-0	0-1	1-5	4-3	3-0	0-0	1-9						19
1-4	1-3	1-2	0-0	0-3	4-1	1-0	1-0	1-28						34
1-12	3-6	0-0	0-2	2-1	13-2	2-2	0-1	1-24						28
0-3	0-0	1-2	2-4	6-3	0-1	0-1	0-0	1-11						11
1-3	0-0	2-6	1-2	3-3	4-0	0-0	0-0	1-16						16
0-0	0-0	0-0	0-0	0-0	0-0	0-0	0-0	0-3						3
0-5	0-0	1-2	1-2	3-5	1-1	0-0	0-0	1-25						25
Team		1-1	1-2											
Totals		19-55	7-17	9-19	6-16	22-28	54	11	13	2	3	200		

FG % 1st Half: 9-26 34.6% 2nd Half: 10-29 34.5% Game: 19-55 34.5%
3FG % 1st Half: 4-8 50.0% 2nd Half: 3-9 33.3% Game: 7-17 41.2%
FT % 1st Half: 6-10 60.0% 2nd Half: 3-9 33.3% Game: 9-19 47.4%

South Carolina 79 • 9-0

#	Player	Total		3-Ptr		Rebounds		PF	TP	A	O	Blk	Stl	Min
		FG	FGA	FG	FGA	FT	FTA							
4-5	1-2	0-1	1-2	3-3	9-1	3-3	0-21							19
4-6	0-0	2-3	0-3	4-10	0-2	1-0	2-19							19
2-2	1-1	0-1	0-2	2-3	5-0	1-0	0-11							11
4-8	2-3	3-4	1-3	4-1	13-5	1-0	1-28							28
3-6	0-0	10-16	0-4	0-16	3-1	0-0	24							24
0-1	0-0	2-4	1-4	1-1	2-2	2-2	0-16							16
0-0	0-0	0-0	0-0	0-0	0-0	0-0	0-3							3
0-0	0-0	1-2	0-0	0-0	1-1	0-0	1-3							3
2-2	2-2	0-0	0-1	1-0	6-0	0-0	0-3							3
2-6	0-3	1-2	1-1	2-0	5-2	0-1	1-19							19
1-4	0-1	1-2	1-0	2-3	1-0	0-0	1-11							11
0-1	0-0	0-0	0-0	4-2	0-0	0-1	1-12							12
3-5	0-0	3-4	2-5	7-9	1-3	2-2	2-30							30
Team		1-4	5-5											
Totals		25-46	6-12	23-39	8-33	41-19	14	15	9	6	200			

FG % 1st Half: 9-22 40.9% 2nd Half: 16-24 66.7% Game: 25-46 54.3%
3FG % 1st Half: 1-5 20.0% 2nd Half: 5-7 71.4% Game: 6-12 50.0%
FT % 1st Half: 13-20 65.0% 2nd Half: 10-19 52.6% Game: 23-39 59.0%

Officials: Lee Cassell, Jamie Luckie, James Breeding
Technical fouls: Drexel-None, South Carolina-None.
Attendance: 8481

Score by periods	1st	2nd	Total
Drexel	28	26	54
South Carolina	32	47	79

Last FG - Drexel: 2nd-01:03, SC 2nd-00:32.
Largest lead - Drexel by 6 1st-08:23, SC by 25 2nd-00:32.
Drexel led for 10:09, SC led for 29:33. Game was tied for 00:18.

GAME 10



Official Basketball Box Score - Game Totals - Final Statistics
South Carolina vs Clemson
12/18/15 7:00 PM at Greenville, S.C. (BSW Arena)

South Carolina 65 • 10-0

#	Player	Total		3-Ptr		Rebounds		PF	TP	A	O	Blk	Stl	Min
		FG	FGA	FG	FGA	FT	FTA							
1-2	0-0	2-3	0-2	2-3	4-4	2-4	1-0	20						20
5-9	2-3	2-2	4-2	6-3	14-1	1-1	0-27							27
4-10	1-2	1-1	0-4	1-10	2-0	0-0	37							37
2-10	1-6	3-3	3-6	9-2	8-3	2-1	0-31							31
5-8	1-1	2-3	1-5	6-2	13-1	2-0	1-27							27
0-1	0-0	0-0	0-1	1-0	2-0	0-0	1-10							10
10	NOTICE, Duane	3-7	1-2	0-2	1-10	1-1	0-0	23						23
2-0	MCKIE, Justin	0-0	0-0	1-0	1-0	2-0	0-0	8						8
2-2	COBB, Eric	0-0	0-0	2-3	5-2	4-0	1-0	11						11
0-0	SILVA, Chris	0-0	0-0	0-1	1-2	0-0	0-1	6						6
Team		3-2	5-5		2-2									
Totals		23-53	8-19	11-14	14	28	42	65	12	16	3	200		

FG % 1st Half: 15-27 55.6% 2nd Half: 8-26 30.8% Game: 23-53 43.4%
3FG % 1st Half: 6-10 60.0% 2nd Half: 2-9 22.2% Game: 8-19 42.1%
FT % 1st Half: 5-7 71.4% 2nd Half: 6-7 85.7% Game: 11-14 78.6%

Clemson 59 • 7-4

#	Player	Total		3-Ptr		Rebounds		PF	TP	A	O	Blk	Stl	Min
		FG	FGA	FG	FGA	FT	FTA							
7-14	0-0	3-4	6-5	11-3	17-0	1-2	1-33							33
6-14	4-0	0-0	1-5	6-3	16-3	1-1	0-33							33
1-1	0-0	2-3	2-1	3-4	0-0	0-0	1-11							11
2-7	0-3	0-0	1-2	3-4	4-2	5-0	0-28							28
4-14	2-8	0-0	0-0	2-10	5-3	0-0	37							37
2-7	2-5	0-0	1-0	1-1	6-0	0-0	1-19							19
0-0	0-0	0-1	0-0	1-0	0-0	0-0	8							8
3-3	0-1	0-0	3-2	5-0	0-0	0-0	6							6
1-3	0-0	0-1	1-2	3-3	2-1	0-5	0-25							25
Team		0-2												
Totals		23-63	8-26	5-9	15	19	34	20	59	11	0	8	2	200

FG % 1st Half: 9-31 29.0% 2nd Half: 14-32 43.8% Game: 23-63 36.5%
3FG % 1st Half: 4-13 30.8% 2nd Half: 4-13 30.8% Game: 8-26 30.8%
FT % 1st Half: 3-6 50.0% 2nd Half: 2-3 66.7% Game: 5-9 55.6%

Officials: Michael Stephens, Patrick Adams, Alfred Smith
Technical fouls: South Carolina-None, Clemson-None.
Attendance: 14446

Score by periods	1st	2nd	Total
South Carolina	41	24	65
Clemson	25	34	59

Last FG - SC 2nd-00:07, CU 2nd-00:04.
Largest lead - SC by 20 1st-02:47, CU by 4 1st-13:14.
SC led for 31:55, CU led for 04:00. Game was tied for 04:05.

GAME 12 - CAROLINA 78, FRANCIS MARION 56
DEC. 30, 2015/COLONIAL LIFE ARENA

COLUMBIA, S.C. - The South Carolina men's basketball team took the court at Colonial Life Arena for the first time in over two weeks, hosting Francis Marion Wednesday night. The Gamecocks shook off some early rust and ran off to a 78-56 win against the Patriots. Chris Silva led the team with a season-high 13 points and all 15 members of the team would see action in the win. It is Carolina's 12th-straight win, matching its longest win streak since the 1996-97 campaign.

Carolina connected on just one of its first six shots from the floor, but both teams would struggle offensively in the opening eight minutes of action. A 3-pointer from Francis Marion cut South Carolina's lead to just three 12-9, at the 11:15 mark of the first half, but the visitors missed their next seven field goal attempts. The Gamecocks would heat up down the home stretch of the half, scoring 21 of their 38 total points in the final 6:18, shooting 7-of-9 as a team in that span.

Chris Silva and Duane Notice scored 10 points apiece to lead the team, with Silva providing a pair of highlight-reel slam dunks in the process. Eight different players scored for the Gamecocks in the first half. The Patriots finished just 6-of-30 from the field in the half, but were able to force South Carolina into 10 turnovers and recorded seven offensive rebounds to counter a slow half offensively.

The home side pushed the lead up to 25 early on in the second half, 53-28, and held on to a 20-point advantage for the remainder of the game. The lead would allow head coach Frank Martin to look to his talented reserves to get some valuable playing time. Ten players would come off the bench for the team and nine of them scored at least two points. Despite relying almost exclusively on its freshmen, the South Carolina offense put up 40 points in the second half to seal the big win.

GAME 12



Official Basketball Box Score - Game Totals - Final Statistics
Francis Marion vs South Carolina
12/30/15 7 p.m. ET at Columbia, S.C. (Colonial Life Arena)

Francis Marion 56 • 7-4

##	Player	Total		3-Ptr		Rebounds			PF	TP	A	TO	Blk	Stl	Min
		FG	FGA	FG	FGA	FT	FTA	Off							
20	PARKER, Brandon	0-1	0-0	0-0	0-0	1	0	0	0	0	0	0	0	0	9
22	ALEXANDER, Judah	2-8	0-0	2-7	6	3	9	4	6	1	2	2	1	0	33
34	BRYANT, Alex	0-1	0-0	0-0	0	1	3	0	0	2	1	0	0	0	10
02	BROWNING, Detrek	6-14	2-7	0-2	3	5	8	3	14	2	4	0	1	0	35
31	TALKO, Nick	2-5	0-2	0-0	0	8	1	4	1	3	1	1	0	0	24
03	DAVIS JR., Mike	5-13	4-10	3-5	0	1	1	5	17	0	2	0	0	0	23
05	FENNER, Alante	2-9	0-3	9-10	1	3	4	13	1	5	0	1	0	0	22
21	NUAJI, Samson	0-0	0-0	0-0	0	0	0	1	0	0	0	0	0	0	2
24	JEROME, David	0-0	0-0	1-1	3	1	4	5	0	1	0	1	0	0	14
32	HARRIS, Mykel	1-8	0-1	0-0	2	1	3	1	2	0	0	0	0	0	17
40	JACKSON, Kenneth	0-1	0-0	0-0	1	2	1	0	2	0	0	1	0	0	11
Team		1-2		1-2		1		1							
Totals		18-60	6-23	14-25	17	25	42	29	56	7	22	4	10	0	200

FG % 1st Half: 6-30 20.0% 2nd half: 12-30 40.0% Game: 18-60 30.0%
3FG % 1st Half: 1-9 12.5% 2nd half: 5-15 33.3% Game: 6-23 26.1%
FT % 1st Half: 7-13 53.8% 2nd half: 7-12 58.3% Game: 14-25 56.0%

South Carolina 78 • 12-0

##	Player	Total		3-Ptr		Rebounds			PF	TP	A	TO	Blk	Stl	Min
		FG	FGA	FG	FGA	FT	FTA	Off							
14	CHATKEVICIUS, L.	0-1	0-0	0-0	1	2	3	0	0	1	1	1	0	0	11
24	CARRERA, Michael	0-8	1-5	0-0	0	2	2	2	5	3	0	1	0	0	16
25	KACINAS, Mindaugas	5-8	1-1	1-2	0	5	2	12	0	2	1	0	0	0	24
00	THORNWELL, Sindarius	2-5	1-4	2-2	1	2	3	7	4	2	0	0	0	0	22
15	DOZIER, PJ	3-8	0-4	0-0	1	1	3	6	1	2	1	5	2	0	22
01	STROMAN, Marcus	0-0	0-0	2-2	0	2	2	0	2	0	2	0	0	0	12
02	DOBY, Raymond	2-5	0-0	4-8	3	1	4	0	8	0	0	0	0	0	7
04	GREGORY, Jamall	0-6	1-4	1-2	1	2	3	1	6	3	0	0	0	0	14
05	BLANTON, TeMarcus	2-2	0-1	2-2	2	1	3	1	2	0	0	0	0	0	6
10	NOTICE, Duane	3-9	2-7	1-2	0	0	1	10	1	0	0	2	1	0	38
20	MCKIE, Justin	1-3	1-1	0-0	0	2	1	3	1	0	0	0	0	0	9
21	RAGIN, John	1-1	0-0	0-0	0	0	0	0	0	0	0	0	0	0	2
32	COBB, Eric	1-1	0-0	3-7	4	3	7	0	2	2	1	0	0	0	16
30	SILVA, Chris	5-7	0-0	3-3	3	3	6	5	13	1	2	3	2	0	19
31	HOLLMAN, Jarrell	0-0	0-0	0-0	0	0	0	0	0	0	0	0	0	0	2
Team		3-3		0-0		3		6							
Totals		27-64	8-27	16-30	18	29	47	18	78	16	16	8	13	20	200

FG % 1st Half: 14-28 50.0% 2nd half: 13-36 36.1% Game: 27-64 42.2%
3FG % 1st Half: 3-14 21.4% 2nd half: 5-13 38.5% Game: 8-27 29.6%
FT % 1st Half: 7-14 50.0% 2nd half: 9-16 56.3% Game: 16-30 53.3%

Officials: Joe Lindsay, Olanis Poole, Lamar Simpson
Technical fouls: Francis Marion-None. South Carolina-None.
Attendance: 10401

Score by periods	1st	2nd	Total
Francis Marion	20	36	56
South Carolina	38	40	78

Last FG - FMU 2nd-00:00, SC 2nd-00:12. Score tied - 0 times.
Largest lead - FMU None, SC by 25-13:08. Lead changed - 0 times.
FMU led for 00:00, SC led for 39:46. Game was tied for 01:14.

GAME 13 - CAROLINA 86, MEMPHIS 76
JAN. 2, 2016/COLONIAL LIFE ARENA

COLUMBIA, S.C. - The #24/20 South Carolina Gamecocks earned another signature win Saturday night, opening 2016 with a thrilling 86-76 win over Memphis (9-4). Sindarius Thornwell scored a season-high 18 points and Michael Carrera went for his second double-double in the last three games to lead Carolina to 13-0, its longest win streak since 1969-70. In a game that featured 17 ties and 13 different lead changes, senior leadership and depth proved to be the difference for the home side.

The game was emotionally charged from the first minute of action, but it translated into a reckless game that affected both teams. Nine combined fouls were called in the first three minutes of the game, putting a pair of starters on the bench for the Gamecocks with PJ Dozier and Laimonas Chatkevicius. Carolina would hold an early 9-7 lead thanks to a Chris Silva three-point play, but Memphis would soon answer back.

A 7-0 run from the visitors staked them to their largest lead of the night at 14-9 with 13:48 to play. A Duane Notice 3-pointer would soon tie the game back up at 16-11, but Carolina missed some extra opportunities to take a firm advantage and the lead bounced back and forth for the final ten minutes of the half. A 9-0 run for the Gamecocks in the final four minutes would push their lead as high as six, 39-33, but the Tigers tied it up for halftime on a last-second 3 from Ricky Tarrant.

Neither side was able to adjust to the physicality during the run of play, leading to a carousel of shooters at the free throw line all night. In total, the two teams combined for 68 fouls and 99 free throws in the game. Michael Carrera led the team through the first 20 minutes with 12 points and five rebounds, highlighted by a pair of 3s to fire up an already-stoked crowd of 13,035 at Colonial Life Arena. As a team, though, South Carolina shot just 33 percent from the floor.

The offenses remained chilly from the floor as the second half got underway, but Memphis would warm up just enough to grab an early 50-46 lead. The Gamecocks started just 3-of-15 from the floor through the first eight minutes, compounded by four missed free throws in that same stretch. Carolina was able to tie up the game back up, and would take a 61-59 lead after a pair of free throws by Notice, but neither team would enjoy much of any breathing room as the half wore on.

Memphis' offense would not extend past the free throw line for most of the final 20 minutes, as it shot just 23 percent from the floor in the second half but did make 16-of-19 at the line. The Tigers went over nine minutes without a field goal until a goaltending call gave them a make with 5:35 to go. By then, though, Carolina had built up a two-possession lead at 70-63 and started to wear into the opposition's depth with fouls.

In all, five Tigers would foul out and the Gamecocks were able to salt away the game with free throws. A pair of made attempts by Duane Notice with 11 seconds to play gave the Garnet and Black its largest lead of the game, the final margin of 86-76, and also set a new program record for both free throws made and attempted, with 46 and 63, respectively. The win closes out the team's first undefeated non-conference schedule since the 1933-34 team.

GAME 13



Official Basketball Box Score - Game Totals - Final Statistics
Memphis vs South Carolina
1/2/16 6 p.m. ET at Columbia, S.C. (Colonial Life Arena)

Memphis 76 • 9-4

##	Player	Total		3-Ptr		Rebounds			PF	TP	A	TO	Blk	Stl	Min
		FG	FGA	FG	FGA	FT	FTA	Off							
00	BURRELL, Trahson	1-7	0-2	0-0	0	6	6	5	2	2	1	2	0	0	21
02	GOODWIN, Shaq	3-10	0-0	7-7	3	6	9	5	13	1	5	1	2	0	25
14	LAWSON, K.J.	0-3	0-1	1-2	0	1	5	1	1	2	1	1	0	0	19
10	MARTIN, Jeremiah	2-5	2-2	4-7	0	2	3	10	1	1	0	0	0	0	21
20	TARRANT JR., Ricky	3-11	2-5	12-12	2	2	4	20	1	2	0	1	0	0	36
01	LAWSON, Jedic	2-7	1-3	1-2	1	1	2	5	6	1	4	3	1	0	19
03	WOODSON, Avery	4-10	3-9	3-3	0	1	1	4	0	1	0	0	0	0	26
05	CRAWFORD, Markel	3-7	0-0	2-3	1	6	7	5	8	1	0	1	0	0	23
15	JOHNSON, Kedren	0-0	0-0	0-0	0	0	0	1	0	0	0	0	0	0	2
30	MARSHALL, Nick	1-1	0-0	0-0	1	0	1	4	2	0	0	0	0	0	7
42	MCDOWELL, Jake	0-0	0-0	0-0	0	0	0	0	0	0	0	0	0	0	1
Team		3-2		5		2		5							
Totals		19-61	8-22	30-36	11	27	38	41	76	8	15	9	7	0	200

FG % 1st Half: 11-27 40.7% 2nd half: 8-34 23.5% Game: 19-61 31.1%
3FG % 1st Half: 6-10 60.0% 2nd half: 1-2 16.7% Game: 8-22 36.4%
FT % 1st Half: 14-17 82.4% 2nd half: 16-19 84.2% Game: 30-36 83.3%

South Carolina 86 • 13-0

##	Player	Total		3-Ptr		Rebounds			PF	TP	A	TO	Blk	Stl	Min
		FG	FGA	FG	FGA	FT	FTA	Off							
14	CHATKEVICIUS, L.	2-6	0-1	5-6	3	3	6	4	9	0	2	2	0	0	13
24	CARRERA, Michael	4-11	2-3	6-9	5	6	11	4	16	1	3	1	0	0	28
25	KACINAS, Mindaugas	1-7	0-3	4-4	1	4	5	1	8	1	2	2	2	0	36
00	THORNWELL, Sindarius	4-8	1-3	9-14	1	5	6	3	18	2	3	2	3	0	36
15	DOZIER, PJ	3-7	0-1	1-4	0	2	2	3	7	0	2	0	0	0	15
01	STROMAN, Marcus	0-1	0-0	5-8	0	2	2	3	5	2	0	0	0	0	19
04	GREGORY, Jamall	1-1	0-0	0-1	1	1	2	0	0	0	0	0	0	0	3
10	NOTICE, Duane	1-8	1-6	12-12	0	6	6	2	15	3	1	0	0	0	33
20	MCKIE, Justin	0-0	0-0	0-0	0	0	0	0	0	0	0	0	0	0	1
32	COBB, Eric	0-0	0-0	0-0	0	0	0	0	0	0	0	0	0	0	3
30	SILVA, Chris	1-8	0-0	4-7	4	3	7	6	0	0	0	0	0	0	13
Team		4-7		4		7		13							
Totals		18-57	4-17	46-63	18	35	53	27	86	9	13	7	7	0	200

FG % 1st Half: 10-30 33.3% 2nd half: 8-27 29.6% Game: 18-57 31.6%
3FG % 1st Half: 4-13 30.8% 2nd half: 0-4 0.0% Game: 4-17 23.5%
FT % 1st Half: 18-24 75.0% 2nd half: 28-39 71.8% Game: 46-63 73.0%

Officials: Pat Adams, John Hampton, Marc Ellard
Technical fouls: Memphis-None. South Carolina-None.
Attendance: 13035

Score by periods	1st	2nd	Total
Memphis	42	34	76
South Carolina	42	44	86

Last FG - MEM 2nd-02:03, SC 2nd-03:06. Score tied - 17 times.
Largest lead - MEM by 5:18-13:48, SC by 10:20-00:11. Lead changed - 13 times.
MEM led for 17:35, SC led for 15:20. Game was tied for 07:05.

GAME 14 - CAROLINA 81, AUBURN 69
JAN. 5, 2016/AUBURN ARENA

AUBURN, ALA. - An active defense in the first half would prove to be the difference as the #22/20 South Carolina Gamecocks opened the SEC season with a road win at Auburn Tuesday night, 81-69. Sindarius Thornwell kept a hot hand, leading the team with 22 points while Laimonas Chatkevicius added his first double-double of the season with 12 points and 10 rebounds.

The Tigers (7-6, 1-1 SEC) held an early advantage, but the Gamecocks (14-0, 1-0) soon found success getting into the

GAME 15 - CAROLINA 69, VANDERBILT 65
JAN. 9, 2016/COLONIAL LIFE ARENA

COLUMBIA, S.C. - The #22/20 South Carolina Gamecocks are 2-0 to start the SEC season for the first time since 2010, but had to overcome its biggest test of the season Saturday afternoon against Vanderbilt (8-7, 0-3 SEC). The team had to erase an eight-point deficit in the second half, but Sindarius Thornwell led the way again and hit a major career milestone while guiding the team to a 69-65 win over the Commodores.

Vanderbilt took hold of the lead in its first possession and would hold on for the first 28 minutes of action, starting the game on an 8-0 burst. After weathering the initial blow, the Gamecocks (15-0, 2-0 SEC) would play the Commodores even for the rest of the first half, never letting the lead grow into double figures.

Mindaugas Kacinas led the team with 10 points in the first half, which helped to counter a 13-point performance from Vandy's Riley LaChance. South Carolina had a number of chances to take the lead over the final five minutes of the first half, but weren't able to string together enough stops and scores to get over the hump. Both sides would shoot nearly identical percentages, but Vanderbilt's 5-2 advantage in made 3-pointers helped give it a 38-35 halftime lead.

A quick 5-0 start out of the break from Vanderbilt put the comeback hopes on hold for Carolina, but the Gamecocks turned up the heat on defense and continued to chip away at the deficit. Their efforts would pay off with a jumper by Laimonas Chatkevicius that tied the game at 49 with 11:31 to go in regulation, followed by a jumper on the ensuing possession from PJ Dozier that gave the team its first lead of the day.

The 'Dores would go ice cold from the field just six minutes into the second half, hitting just one field goal in 17 attempts in a stretch that spanned from the 14:08 mark until making two of four in the final 40 seconds when the game was already out of reach. South Carolina countered with an 8-of-18 success rate in that same period to take control, pushing its lead as high as seven in the final minutes of the game.

The Gamecocks looked to Sindarius Thornwell to lead them to victory, and the veteran guard would do that and more. With his first points of the second half, coming on a jumper at 12:51 on the clock, the junior passed 1,000 career points, becoming the 42nd player in program history to reach the milestone. He would not rest on that achievement, scoring a team-high 11 points in the half including a critical period in the final three minutes where he scored seven straight points on his own to keep the Carolina lead at two possessions.

Thornwell's final two points would give the home side a 67-61 lead with just 36 seconds to play, and the Gamecocks were able to hold off any counter attacks and secure just the second win over Vanderbilt in the last eight meetings.

GAME 15



Official Basketball Box Score - Game Totals - Final Statistics
Vanderbilt vs South Carolina
 1/9/16 3 p.m. ET at Columbia, S.C. (Colonial Life Arena)

Vanderbilt 65 • 8-7, 0-3 SEC

#	Player	Total		3-Ptr		Rebounds		PF	TP	A	TO	Blk	Stl	Min
		FG	FGA	FT	FTA	Off	Def							
37	KORNET, Luke	1-9	2-9	2-2	0	4	2	8	0	2	4	0	0	32
11	ROBERTSON, Jeff	1-7	0-2	5-7	3	3	6	1	7	3	2	0	0	33
20	JONES, Damian	5-6	0-0	2-3	2	4	6	5	12	1	1	3	0	16
05	FISHER-DAVIS, Matthe	0-1	0-1	0-0	0	1	1	0	0	0	0	0	0	7
13	LACHANCE, Riley	6-16	3-7	0-0	0	4	4	3	15	1	1	0	0	34
00	JUSTICE, Camron	0-1	0-1	0-0	0	1	1	0	0	0	0	0	0	4
02	TOYE, Joe	1-2	0-0	3-4	1	2	3	5	0	0	1	0	0	16
04	BALDWIN IV, Wade	3-13	0-2	7-11	2	1	3	5	13	4	3	0	0	30
14	JOSEPHS, Carter	0-0	0-0	0-0	0	0	0	0	0	0	0	0	0	1
24	CRESSLER, Nolan	1-3	0-2	0-0	0	1	3	4	5	2	1	0	0	19
40	HENDERSON, Josh	1-3	0-0	1-2	1	1	2	3	0	1	0	0	0	8
	Team			2	2	0	2							
	Totals	20-61	5-24	20-29	12	24	36	25	65	10	11	7	5	200

FG % 1st Half: 14-34 41.2% 2nd half: 6-27 22.2% Game: 20-61 32.8%
 3FG % 1st Half: 5-15 33.3% 2nd half: 0-9 0.0% Game: 5-24 20.8%
 FT % 1st Half: 5-8 62.5% 2nd half: 15-21 71.4% Game: 20-29 69.0%

South Carolina 69 • 15-0, 2-0 SEC

#	Player	Total		3-Ptr		Rebounds		PF	TP	A	TO	Blk	Stl	Min
		FG	FGA	FT	FTA	Off	Def							
14	CHATKEVICIUS, L.	4-7	0-1	1-2	2	2	4	3	9	1	2	1	2	22
4	CARRERA, Michael	1-5	0-2	2-4	2	6	8	5	4	1	2	1	0	21
25	KACINAS, Mindaugas	5-10	0-2	3-6	1	3	4	13	0	2	0	0	0	33
00	THORNWELL, Sindarius	6-14	0-3	7-9	2	6	8	2	19	2	1	0	1	35
15	DOZIER, PJ	4-9	0-0	1-2	0	3	3	9	0	3	0	0	0	21
01	STROMAN, Marcus	2-5	1-1	2-4	0	2	3	7	3	0	1	0	0	23
10	NOTICE, Duane	2-7	2-4	2-2	1	1	2	0	8	4	3	0	0	31
20	MCKIE, Justin	0-0	0-0	0-0	0	1	1	0	0	0	0	0	0	1
23	COBB, Eric	0-0	0-0	0-0	0	3	3	0	0	0	0	0	0	4
30	SILVA, Chris	0-0	0-0	0-0	0	5	5	4	0	0	0	0	0	9
	Team			2	2	4								
	Totals	24-57	3-13	18-29	10	34	44	23	69	11	13	3	3	200

FG % 1st Half: 12-29 41.4% 2nd half: 12-28 42.9% Game: 24-57 42.1%
 3FG % 1st Half: 2-7 28.6% 2nd half: 1-6 16.7% Game: 3-13 23.1%
 FT % 1st Half: 9-14 64.3% 2nd half: 9-15 60.0% Game: 18-29 62.1%

Officials: Joe Lindsay, Tim Gattis, Sean Casey
 Technical fouls: Vanderbilt-None. South Carolina-None.
 Attendance: 15055

Score by periods	1st	2nd	Total
Vanderbilt	38	27	65
South Carolina	35	34	69

Last FG - VU 2nd-00:00, SC 2nd-01:57.
 Largest lead - VU by 8 1st-18:18, SC by 7 2nd-00:28.
 VU led for 28:17. SC led for 10:24. Game was tied for 01:19.

Points In Off 2nd Fast
 VU 22 9 12 2 23
 SC 36 18 12 13 15

GAME 16 - ALABAMA 73, CAROLINA 50
JAN. 13, 2016/TUSCALOOSA, ALA.

TUSCALOOSA, Ala. - The No. 19/15 South Carolina men's basketball team suffered its first loss of the season Wednesday night at Alabama, 73-50. The Gamecocks fell behind early and saw their 15-game season-opening win streak come to an end. The Crimson Tide improves to 10-5 and 1-2 in conference action. Michael Carrera led the team with 14 points and 10 rebounds, his second double-double in the last four games.

It would be the Gamecocks (15-1, 2-1 SEC) versus Riley Norris for the first 10 minutes of the game, as Alabama's sophomore forward connected on his first five attempts from 3-point range. The South Carolina offense would not be able to answer the hot start, and Norris' fifth 3 of the half pushed Alabama's early advantage to 19-4 at the 11:39 mark.

The Gamecocks started just 2-of-12 from the field, but a stretch of six baskets in nine attempts gave the offense a brief jolt. The Tide rolled into halftime with a 35-22 lead, Laimonas Chatkevicius and Mindaugas Kacinas led the Gamecocks with six points apiece and combined to shoot 5-of-9. As a team, South Carolina connected on just 8-of-26 shots in the opening frame.

The offense was held without a field goal for the final three minutes of the first half, and that trend carried into the second half. The Gamecocks missed their first 12 attempts out of the break, and went without a point until a three-point play from Duane Notice with 11:51 left to play in regulation. In the time between Carolina's field goals, Alabama extended the lead up to 48-22.

Notice's field goal broke the seal for the Gamecock offense, who scored six straight baskets in a five-minute stretch, but it came too late. Freshman guard Jamal Gregory spurred an 8-0 run with six minutes left, hitting a 3 and converting a three-point play over the span of three possessions, but Alabama's lead would be too much to overcome.

GAME 16



Official Basketball Box Score - Game Totals - Final Statistics
South Carolina vs Alabama
 1/13/16 8:00 p.m. at Tuscaloosa, Ala. (Coleman Coliseum)

South Carolina 50 • 15-1, 2-1

#	Player	Total		3-Ptr		Rebounds		PF	TP	A	TO	Blk	Stl	Min
		FG	FGA	FT	FTA	Off	Def							
14	CHATKEVICIUS, L.	3-7	2-2	0-0	3	0	3	2	6	0	4	0	0	18
4	CARRERA, Michael	5-10	2-5	2-2	1	9	10	2	14	1	4	1	1	32
25	KACINAS, Mindaugas	2-8	0-2	2-4	4	1	5	1	6	1	1	0	0	31
00	THORNWELL, Sindarius	1-6	0-3	0-0	1	1	2	0	3	1	0	1	1	31
15	DOZIER, PJ	0-5	0-1	0-0	1	0	1	5	0	4	0	0	0	15
01	STROMAN, Marcus	0-2	0-0	0-0	0	1	1	2	0	0	0	0	0	16
02	DOBY, Raymond	2-2	0-0	0-0	0	0	0	4	0	0	0	0	0	4
04	GREGORY, Jamal	3-3	1-1	1-3	0	0	0	2	8	1	0	0	0	9
10	NOTICE, Duane	2-8	0-4	3-3	0	0	1	1	7	3	0	0	0	22
20	MCKIE, Justin	0-0	0-0	0-0	0	1	1	0	0	0	0	0	0	9
21	RAGIN, John	0-0	0-0	0-0	0	0	0	0	0	0	0	0	0	1
23	COBB, Eric	1-2	0-0	0-0	1	1	2	0	2	0	0	0	0	3
30	SILVA, Chris	0-0	0-0	1-5	1	2	3	1	0	1	1	0	0	8
	Team			3	2	5								
	Totals	19-53	3-18	9-17	15	18	33	19	50	9	18	3	4	200

FG % 1st Half: 8-26 30.8% 2nd half: 11-27 40.7% Game: 19-53 35.8%
 3FG % 1st Half: 1-10 10.0% 2nd half: 2-8 25.0% Game: 3-18 16.7%
 FT % 1st Half: 5-10 50.0% 2nd half: 4-7 57.1% Game: 9-17 52.9%

Alabama 73 • 10-5, 1-2

#	Player	Total		3-Ptr		Rebounds		PF	TP	A	TO	Blk	Stl	Min
		FG	FGA	FT	FTA	Off	Def							
01	Norris, Riley	9-16	8-11	1-2	4	3	7	3	27	1	1	0	1	31
02	Kessens, Michael	3-7	0-0	0-0	3	0	3	6	1	1	0	0	1	23
10	Taylor, Jimmie	2-3	0-0	1-4	0	3	3	5	1	0	1	0	0	20
04	Edwards, Arthur	1-5	1-4	0-0	0	5	3	3	4	3	0	0	0	24
02	Obasohan, Retin	1-5	0-2	2-4	1	5	6	1	14	6	3	0	1	31
02	Schaffer, Lawson	1-1	1-1	0-2	0	0	0	4	2	3	1	0	0	3
05	Coleman, Justin	4-8	1-5	5-5	0	5	5	1	14	6	3	0	1	24
11	Hale, Shannon	2-4	2-4	2-2	1	0	1	1	8	0	1	0	0	1
23	Austin, Brandon	0-1	0-1	0-0	0	0	0	0	0	0	1	0	0	7
24	Clark, Christian	0-0	0-0	0-0	0	0	0	0	0	0	0	0	0	2
35	Hall, Donta	1-1	0-0	1-2	1	2	3	5	3	0	2	1	1	11
	Team			3	2	5								
	Totals	24-51	13-28	12-21	13	25	38	20	73	16	17	3	8	200

FG % 1st Half: 13-27 48.1% 2nd half: 11-24 45.8% Game: 24-51 47.1%
 3FG % 1st Half: 7-15 46.7% 2nd half: 6-13 46.2% Game: 13-28 46.4%
 FT % 1st Half: 2-8 25.0% 2nd half: 10-13 76.9% Game: 12-21 57.1%

Officials: Tony Henderson, Mike Nance, Kipp Kissingner
 Technical fouls: South Carolina-None. Alabama-None.
 Attendance: 12443

Score by periods	1st	2nd	Total
South Carolina	22	28	50
Alabama	35	38	73

Last FG - SC 2nd-00:25, UA 2nd-01:14.
 Largest lead - SC None, UA by 27 2nd-07:46.
 SC led for 00:00. UA led for 39:19. Game was tied for 00:11.

Points	In	Off	2nd	Fast
SC	26	8	6	2
UA	28	12	2	28

GAME 17 - CAROLINA 81, MISSOURI 72
JAN. 16, 2016/COLONIAL LIFE ARENA

COLUMBIA, S.C. - The No. 19/15 South Carolina men's basketball team wasted no time getting back on the winning track, beating Missouri 81-72 Saturday afternoon. The win moves the Gamecocks to 16-1, 3-1 in the SEC, while Missouri drops back to 8-9, 1-3. Key runs to bookend the first half would be the difference as the two teams duelled for all 40 minutes. Sindarius Thornwell recorded his 11th career 20-point game to lead the offense.

Behind a supportive home crowd of 15,389, the Gamecocks found their confidence early on and ran out to an 8-0 lead in the first four minutes of action. Missouri coughed the ball up five times and missed its first four shots before finally getting on the board with 16:14 to play.

The Tigers closed back to three, 11-8, but Thornwell took control and led the Gamecocks on a 12-2 run over the next three minutes to push the team to its largest lead of the half at 23-10. The junior, fresh off receiving a game ball in recognition of scoring his 1,000th career point against Vanderbilt, scored eight points from the field during the run.

Missouri went over three minutes without a point at the midway point in the period, allowing Carolina to hold a double-digit lead until the Tigers made a run of their own. A 10-0 burst from the visitors cut the lead to just three, 27-24, with 6:22 to play, but Thornwell made sure they would get no closer. After hitting a midrange jumper to break a two-minute scoring drought, Thornwell then found Duane Notice on an extra pass that pushed the lead back to six.

The Tiger offense warmed up as the half came to a close, making 8-of-11 field goals over the final eight minutes and cutting the lead all the way down to one, 35-34, with two minutes to play. The Gamecocks closed out the period on a 6-0 run to go into halftime up 41-34, with four coming from PJ Dozier. The freshman guard scored nine points total in the half, and Thornwell led all scorers with 13.

The quick run to end the half would prove to be crucial, as the second half developed into a shootout between the two teams. Missouri's Wes

GAME 18 - CAROLINA 77, OLE MISS 74 (OT)
JAN. 19, 2016/OXFORD, MISS.

OXFORD, MISS. - The No. 24/18 South Carolina Gamecocks would lead for just two minutes total in regulation Tuesday night at Ole Miss, but still managed to force overtime and won a critical SEC road game, 77-74. Despite facing a double-figure deficit for most of the second half, the Gamecocks rallied late to force the extra period and leaned on their seniors to finish off the comeback.

Laimonas Chatkevicius posted a double-double with 17 points and 10 rebounds, and Michael Carrera scored five of his team-high 19 points in overtime to lead the Gamecocks. With the win, the team moves to 17-1 for the season and 4-1 in the SEC. Ole Miss is now 12-6, 2-4 in conference play.

It would take a stretch for the offense to find its foot at the start of the game, as it started just 1-of-9 from the field. After that, though, the Gamecocks converted 5-of-6 to take a 13-12 lead with 12 to play. Neither team could find space on the scoreboard early, but six quick points off back-to-back possessions gave Ole Miss a two-possession cushion it used to carry the lead for the final eight minutes of action.

The Rebels spaced out the Carolina defense, who were paying careful attention to Stefan Moody -- the SEC's leading scorer -- and kept the defense running. Carolina would get within four, 25-21, with five minutes to play, but Ole Miss' sixth and seventh 3s of the period pushed the lead to 39-29 by halftime.

Forward Anthony Perez would lead all scorers with 12 points on 4-of-4 shooting from 3 to power the Rebels, who shot 43 percent as a team. The Gamecocks were powered by Mindaugas Kacinas and his eight points and five rebounds, but made just one 3 in the opening half.

South Carolina ran out of the locker room with a hot start to the first half, whittling the deficit all the way down to three at 44-41 just four minutes in. Ole Miss called a timeout to regroup, and ran back ahead thanks to the efforts of Marcanvis Hymon. He would score seven of the team's next ten points, and the home side pushed back ahead to 54-43 just four minutes after Carolina's big run.

The Gamecocks were unable to string together scores and stops for most of the final 20 minutes, but were able to catch their breath when Moody suffered an apparent hamstring injury and had to leave the game with five minutes left to play. Without their senior leader, the Rebels went without a point for the final four minutes of regulation.

Seeing daylight, Carolina ran off an 11-0 run in that same stretch, and would find themselves tied at 66 with just a 45 seconds to play. Moody would re-enter the game and found Perez in the corner for a 3, but he would miss his first attempt of the day and Carolina had the final possession of the period. Duane Notice drove the lane with six seconds to play for a contested layup, but his attempt rolled off the right side the game would go to overtime.

Off the tip in overtime, the Gamecocks would be assertive and earned the early 70-68 lead behind a 3-pointer from Duane Notice. The lead would grow to four after a pair of free throws from Jamall Gregory, but the Rebs went for four straight to tie the game at 72 with just 53 seconds remaining.

As Gamecock fans have come to expect after four years, it would be an effort play from Michael Carrera that ultimately put a pin on the comeback. He connected on a tough three-point play on the team's very next possession, collecting a jumbled pass in the key, drawing contact on a fade-away jumper and making the shot. The senior then leapt up to collect a blocked 3-pointer on the Ole Miss end and made the next two free throws to make it a two-possession game with 10 seconds left and ice the improbable win.

GAME 18



Official Basketball Box Score - Game Totals - Final Statistics
South Carolina vs Ole Miss
 1/19/16 6 PM at Oxford, Miss./The Pavilion at Ole Miss

South Carolina 77 • 17-1, 4-1 SEC

#	Player	Total			3-Ptr			Rebounds			PF	TP	A	TO	Blk	Stl	Min
		FG	FGA	FT	FTA	Off	Def	Tot									
14	CHATKEVICIUS, L.	5	9	0	0	7	7	5	5	10	3	17	0	0	1	1	35
24	CARRERA, Michael	6	8	0	0	7	8	3	6	9	2	19	2	2	0	0	30
25	KACINAS, Mindaugas	5	6	0	0	0	0	2	5	7	0	10	0	1	1	0	29
00	THORNWELL, Sindarius	1	15	0	3	3	8	0	2	2	3	5	6	3	0	1	41
15	DOZIER, PJ	2	7	0	3	2	6	1	3	4	2	6	3	4	1	0	19
01	STROMAN, Marcus	0	1	0	0	0	0	0	1	1	4	0	2	1	0	2	15
04	GREGORY, Jamall	1	1	0	0	2	2	0	5	5	4	4	2	0	0	0	18
10	NOTICE, Duane	5	13	4	8	0	0	0	0	0	2	14	1	2	0	0	27
20	MCKIE, Justin	0	1	0	0	0	0	0	0	0	0	0	0	2	0	0	4
30	SILVA, Chris	1	1	0	0	0	0	0	1	1	4	2	0	0	0	0	7
Team																	
Totals		26	62	4	14	21	31	18	31	49	24	77	16	15	3	4	225

FG % 1st Half: 12-31 38.7% 2nd half: 12-27 44.4% OT: 2-4 50.0% Game: 26-62 41.9% Deadball
 3FG % 1st Half: 1-7 14.3% 2nd half: 2-5 40.0% OT: 1-2 50.0% Game: 4-14 28.6% Rebounds
 FT % 1st Half: 4-7 57.1% 2nd half: 11-17 64.7% OT: 6-7 85.7% Game: 21-31 67.7% 3.1

Ole Miss 74 • 12-6, 2-4 SEC

#	Player	Total			3-Ptr			Rebounds			PF	TP	A	TO	Blk	Stl	Min
		FG	FGA	FT	FTA	Off	Def	Tot									
05	Hymon, Marcanvis	3	9	0	0	4	11	3	6	9	4	10	0	2	3	1	42
12	Gielo, Tomasz	3	12	2	9	1	1	1	2	3	5	9	2	0	1	0	26
13	Perez, Anthony	5	8	4	5	2	2	3	3	6	5	16	0	3	0	3	37
14	Brooks, Rasheed	0	10	0	8	2	4	1	4	5	2	2	4	1	0	4	38
42	Moody, Stefan	8	13	4	9	4	4	0	4	4	3	24	5	2	0	0	39
02	Escobar, J.T.	0	0	0	0	0	0	0	0	0	1	0	0	0	0	0	0
03	Davis, Terence	2	5	0	2	3	5	1	1	2	3	7	2	1	0	0	25
20	Fitzpatrick-Dorsey, D	3	4	0	0	0	0	0	0	0	0	6	3	1	0	2	12
25	Brutus, Terry	0	0	0	0	0	0	0	1	1	2	0	0	0	0	0	6
Team																	
Totals		24	61	10	33	16	27	12	25	37	25	74	16	10	4	10	225

FG % 1st Half: 13-30 43.3% 2nd half: 8-23 34.8% OT: 3-8 37.5% Game: 24-61 39.3% Deadball
 3FG % 1st Half: 7-18 38.9% 2nd half: 2-12 16.7% OT: 0-3 0.0% Game: 10-33 30.3% Rebounds
 FT % 1st Half: 6-7 85.7% 2nd half: 8-18 44.4% OT: 2-2 100.0% Game: 16-27 59.3% 4

Officials: Pat Adams, Karl Hess, Joe DeRosa
 Technical fouls: South Carolina-None. Ole Miss-None.
 Attendance: 7427

Score by periods	1st	2nd	OT	Total
South Carolina	29	37	11	77
Ole Miss	39	27	8	74

	In	Off	2nd	Fast
Points	Paint	T/O	Chance	Break
SC	40	11	19	0
OM	26	9	13	8

Last FG - SC OT-00:31, OM OT-00:05. Score tied - 3 times.
 Largest lead - SC by 5 OT-00:10, OM by 11 1st-01:21. Lead changed - 9 times.
 SC led for 06:09. OM led for 36:07. Game was tied for 02:44.



#24 - MICHAEL CARRERA

SENIOR | FORWARD | 6'5" | 214 | 3 LETTERS

ANZOÁTEGUI, VENEZUELA/MONTROSE CHRISTIAN SCHOOL

SEASON NOTABLES

- Team's top returning rebounder after collecting 5.7 per game last season
- Has led the team in rebounding all three of his seasons at South Carolina, including a career high 7.2 per game during his rookie season (2012-13)
- Scored five points and collected three rebounds before fouling out of exhibition vs. Allen
- Tallied four points and collected six rebounds in season opener vs. Norfolk State
- Scored eight points with six rebounds in just 15 minutes against Oral Roberts
- Led team with four assists vs. DePaul, adding seven points and seven rebounds in 27 minutes
- Posted a season high with 17 points, adding four rebounds and two blocks in win vs. Hofstra
- Came a rebound shy of a double-double against Tulsa, with 16 points and nine rebounds in 29 minutes
- Scored 13 with four assists and a team-high three steals vs. Lipscomb
- Scored nine of his 16 points against Western Carolina during a game-changing 19-0 run in the first half
- Led the team with a season-high 19 points in a win over USF, with three steals over 32 minutes
- Reached double figures in scoring for the fifth-straight game, scoring 10 with a pair of blocks vs. Drexel
- Passed 800 career points in the win over Clemson, highlighted by a pair of critical 3s in the first half
- Finished with his seventh career double-double after totaling 16 points with 12 rebounds against St. John's
- Put up another double-double against Memphis, with 16 points and 11 rebounds in 28 minutes
- Was a bright spot in the team's loss at Alabama, racking up his third double-double in a six-game span
- Foul trouble vs. Missouri, but scored seven points with five rebounds and three assists
- Scored a season-high 19 points in the overtime win at Ole Miss, scoring 17 in the second half and overtime

CARRERA'S CAREER HIGHS

Points

Career 23, vs. LSU (Jan. 16, 2013)
 Season 19, twice, last at Ole Miss (Jan. 19, 2016)

Field Goals

Career 7, twice, last vs. Hofstra (Nov. 22, 2015)
 Season 7, vs. Hofstra (Nov. 22, 2015)

Field Goal Attempts

Career 13, twice, last vs. Texas A&M (March 2, 2013)
 Season 11, 3x, last vs. Memphis (Jan. 2, 2016)

3-Point Field Goals

Career 3, 3x, last vs. St. John's (Dec. 22, 2015)
 Season 3, 3x, last vs. St. John's (Dec. 22, 2015)

3-Point Field Goal Attempts

Career 6, twice, last vs. Missouri (Jan. 16, 2016)
 Season 6, twice, last vs. Missouri (Jan. 16, 2016)

Free Throws

Career 9, vs. LSU (Jan. 16, 2013)
 Season 7, at Ole Miss (Jan. 19, 2016)

Free Throw Attempts

Career 10, vs. LSU (Jan. 16, 2013)
 Season 9, vs. Memphis (Jan. 2, 2016)

Rebounds

Career 15, vs. Milwaukee (Nov. 1, 2012)
 Season 12, vs. St. John's (Dec. 22, 2015)

Assists

Career 5, vs. Auburn (Jan. 12, 2013)
 Season 4, vs. DePaul (Nov. 20, 2015)

Blocks

Career 4, twice, last vs. Alabama (Feb. 15, 2014)
 Season 2, 3x, last vs. Drexel (Dec. 15, 2015)

Steals

Career 4, at Texas A&M (Jan. 15, 2014)
 Season 3, twice, last vs. USF (Dec. 5, 2015)

Minutes Played

Career 36, vs. LSU (Jan. 16, 2013)
 Season 32, twice, last at Alabama (Jan. 13, 2016)

2015-16

Opponent	Date	GS	Min	FG-FGA	Pct	3FG-FGA	Pct	FT-FTA	Pct	Off	Def	Tot	Avg	PF	FO	A	TO	Blk	Stl	Pts	Avg
Norfolk State	11/14/15	*	26	1-8	.125	1-4	.250	1-2	.500	1	5	6	6.0	1	0	1	2	1	1	4	4.0
Oral Roberts	11/16/15	*	15	3-5	.600	0-0	.000	2-2	1.000	2	4	6	6.0	3	0	2	0	0	1	8	6.0
vs. DePaul	11/20/15	*	27	2-3	.667	1-1	1.000	2-2	1.000	2	5	7	6.3	3	0	4	1	0	0	7	6.3
vs. Hofstra	11/22/15	*	27	7-11	.636	2-2	1.000	1-2	.500	1	3	4	5.8	3	0	1	1	2	0	17	9.0
vs. Tulsa	11/23/15	*	29	6-10	.600	1-2	.500	3-4	.750	4	5	9	6.4	4	0	2	0	0	0	16	10.4
Lipscomb	11/27/15	*	21	4-6	.667	2-3	.667	3-3	1.000	1	3	4	6.0	4	0	1	3	1	3	13	10.8
Western Carolina	11/30/15	*	26	4-7	.571	3-4	.750	5-5	1.000	0	2	2	5.4	1	0	2	2	2	2	16	11.6
USF	12/5/15	*	32	5-11	.455	3-6	.500	6-8	.750	0	7	7	5.6	2	0	1	3	1	3	19	12.5
Drexel	12/15/15	*	19	4-6	.667	0-0	.000	2-3	.667	0	3	3	5.3	4	0	0	0	2	1	10	12.2
at Clemson	12/18/15	*	27	5-9	.556	2-3	.667	2-2	1.000	4	2	6	5.4	3	0	1	1	1	0	14	12.4
vs. St. John's	12/22/15	*	30	6-10	.600	3-4	.750	1-1	1.000	3	9	12	6.0	4	0	3	2	0	1	16	12.7
Francis Marion	12/30/15	*	16	2-8	.250	1-5	.200	0-0	.000	0	2	2	5.7	2	0	2	3	0	1	5	12.1
Memphis	1/2/16	*	28	4-11	.364	2-3	.667	6-9	.667	5	6	11	6.1	4	0	1	3	1	0	16	12.4
at Auburn	1/5/16	*	23	4-9	.444	1-4	.250	3-5	.600	1	6	7	6.1	3	0	0	2	0	2	12	12.4
Vanderbilt	1/9/16	*	21	1-5	.200	0-2	.000	2-4	.500	2	6	8	6.3	5	1	1	2	1	0	4	11.8
at Alabama	1/13/16	*	32	5-10	.500	2-5	.400	2-2	1.000	1	9	10	6.5	2	0	1	4	1	1	14	11.9
Missouri	1/16/16	*	24	1-7	.142	0-6	.000	5-6	.833	1	4	5	6.4	4	0	3	1	0	1	7	11.6
at Ole Miss	1/19/16	*	30	6-8	.750	0-0	.000	7-8	.875	3	6	9	6.6	2	0	2	2	0	0	19	12.1
at Tennessee	1/23/16																				
Mississippi State	1/26/16																				
Alabama	1/30/16																				
at Georgia	2/2/16																				
Texas A&M	2/6/16																				
LSU	2/10/16																				
Kentucky	2/13/16																				
at Missouri	2/16/16																				
Florida	2/20/16																				
Tennessee	2/24/16																				
at Mississippi State	2/27/16																				
Georgia	3/3/16																				
at Arkansas	3/5/16																				

CAREER STATISTICS

Season	GP-GS	Min	Avg	FG	FGA	Pct	3FG	3FGA	Pct	FT	FTA	Pct	Off	Def	Tot	Avg	PF	FO	Ast	TO	Blk	Stl	Pts	Avg
2012-13	27-22	572	21.2	89	201	.443	7	20	.350	83	112	.741	80	115	195	7.2	85	5	17	51	17	9	268	9.9
2013-14	33-20	649	19.7	64	169	.379	7	30	.233	63	100	.630	76	110	186	5.6	87	1	17	38	32	26	198	6.0
2014-15	30-21	635	21.2	70	167	.419	12	39	.308	62	88	.705	65	107	172	5.7	88	3	12	32	20	12	214	7.1
2015-16	18-18	453	25.2	70	144	.486	24	54	.444	53	68	.779	31	87	118	6.6	54	1	28	32	13	17	217	12.1
Totals	108-81	2309	21.4	293	681	.430	50	143	.350	261	368	.709	252	419	671	6.2	314	10	74	153	82	64	897	8.3

CAREER SEC STATISTICS

Season	GP-GS	Min	Avg	FG	FGA	Pct	3FG	3FGA	Pct	FT	FTA	Pct	Off	Def	Tot	Avg	PF	FO	Ast	TO	Blk	Stl	Pts	Avg
2013	18-15	394	21.9	59	139	.424	5	15	.333	53	74	.716	54	77	131	7.3	57	4	11	32	8	8	176	9.8
2014	18-14	395	21.9	34	90	.378	3	13	.231	32	55	.582	49	69	118	6.6	52	1	9	18	19	16	103	5.7
2015	18-13	404	22.4	43	101	.426	7	24	.292	40	51	.784	46	69	107	6.4	54	2	9	21	12	6	133	7.4
2016	5-5	130	26.0	17	39	.436	3	17	.176	19	25	.760	8	31	39	7.8	16	1	7	11	2	4	56	11.2
Totals	59-47	1324	22.4	153	369	.415	18	69	.261	144	205	.702	157	246	403	6.8	179	8	36	82	41	34	468	7.9

GAME #19 - AT TENNESSEE - SATURDAY, JAN. 23, 2016 - GAMECOCK BASKETBALL



#14 - LAIMONAS CHATKEVICIUS

SENIOR | FORWARD | 6'11" | 245 | 3 LETTERS

KLAIPEDA, LITHUANIA/SOUTH KENT SCHOOL (CONN.)

SEASON NOTABLES

- Put together best season of his career during junior campaign, nearly doubling season scoring average and more than doubling blocked shots
- 1.3 blocks per game as a junior ranked eighth in the SEC
- Tallied a double-double in exhibition vs. Allen with 12 points and 13 rebounds, including five offensive boards
- 13 points with four rebounds, one assist and one block in 21 minutes in the opener vs. Norfolk State
- Erupted for 19 second-half points to set a new career high of 27 in a win over Oral Roberts
- Seven points and five rebounds, including three offensive boards, in win vs. DePaul
- Tallied 17 points and five rebounds along with a team high three blocks in win vs. Hofstra
- Scored 17 points in 27 minutes of play against Tulsa in the Paradise Jam finale
- Led the team for the second-straight game, posting his fifth double-figure outing of the season with 17 points vs. Lipscomb; a perfect 7-of-7 from the floor vs. the Bisons
- Finished with three blocks to go with nine points against Drexel
- Scored in double figures for the first time since Nov. 27, finishing with 11 against St. John's
- Battled through foul trouble to provide nine points and six rebounds in the second half against Memphis
- Played 28 minutes and recorded his first double-double of the season at Auburn (12 points, 10 rebounds)
- Tallied 10 points to go along with a team best two blocks and seven rebounds in win vs. Missouri
- Went for his second double-double of the conference season at Ole Miss, finishing with 17 points and 10 rebounds while playing a career-high 35 minutes

CHATKEVICIUS' CAREER HIGHS

Points

Career 27, vs. Oral Roberts (Nov. 16, 2015)
 Season 27, vs. Oral Roberts (Nov. 16, 2015)

Field Goals

Career 9, vs. Oral Roberts (Nov. 16, 2015)
 Season 9, vs. Oral Roberts (Nov. 16, 2015)

Field Goal Attempts

Career 14, twice, last vs. Hofstra (Nov. 22, 2015)
 Season 14, twice, last vs. Hofstra (Nov. 22, 2015)

3-Point Field Goals

Career 2, twice, last vs. Oral Roberts (Nov. 16, 2015)
 Season 2, vs. Oral Roberts (Nov. 16, 2015)

3-Point Field Goal Attempts

Career 3, vs. Oral Roberts (Nov. 16, 2015)
 Season 3, vs. Oral Roberts (Nov. 16, 2015)

Free Throws

Career 8, vs. Arkansas (March 13, 2014)
 Season 7, twice, last at Ole Miss (Jan. 19, 2016)

Free Throw Attempts

Career 11, vs. Oral Roberts (Nov. 16, 2015)
 Season 11, vs. Oral Roberts (Nov. 16, 2015)

Rebounds

Career 13, vs. UNC Asheville (Nov. 26, 2014)
 Season 10, twice, last at Ole Miss (Jan. 19, 2016)

Assists

Career 4, vs. Jacksonville (Dec. 7, 2012)
 Season 2, twice, last at Clemson (Dec. 18, 2015)

Blocks

Career 3, 8x, last vs. Drexel (Dec. 15, 2015)
 Season 3, twice, last vs. Drexel (Dec. 15, 2015)

Steals

Career 3, at Tennessee (Feb. 8, 2014)
 Season 2, 3x, last vs. Vanderbilt (Jan. 9, 2016)

Minutes Played

Career 35, at Ole Miss (Jan. 19, 2016)
 Season 35, at Ole Miss (Jan. 19, 2016)

2015-16

Opponent	Date	GS	Min	FG-FGA	Pct	3FG-3FGA	Pct	FT-FTA	Pct	Off	Def	Tot	Avg	PF	FO	A	TO	Blk	Stl	Pts	Avg
Norfolk State	11/14/15	*	21	5-8	.625	0-1	.000	3-3	1.000	3	1	4	4.0	2	0	1	0	1	0	13	13.0
Oral Roberts	11/16/15	*	25	9-14	.643	2-3	.667	7-11	.636	4	2	6	5.0	3	0	0	0	1	1	27	20.0
vs. DePaul	11/20/15	*	23	3-11	.272	0-1	.000	1-2	.500	3	2	5	5.0	3	0	0	1	1	0	7	15.7
vs. Hofstra	11/22/15	*	28	8-14	.571	0-0	.000	1-3	.333	3	2	5	5.0	1	0	1	0	3	1	17	16.0
vs. Tulsa	11/23/15	*	27	6-10	.600	1-1	1.000	4-4	1.000	0	3	3	4.6	4	0	0	0	1	1	17	16.2
Lipscomb	11/27/15	*	24	7-7	1.000	0-0	.000	3-3	1.000	1	2	3	4.3	3	0	1	2	1	1	17	16.3
vs. Western Carolina	11/30/15	*	21	3-7	.429	0-0	.000	0-0	.000	1	4	5	4.4	2	0	1	2	1	0	6	14.9
USF	12/5/15	*	19	2-5	.400	0-1	.000	0-2	.000	1	4	5	4.5	2	0	2	1	0	2	4	13.5
Drexel	12/15/15	*	21	4-5	.800	1-2	.500	0-1	.000	1	2	3	4.3	3	0	1	3	3	0	9	13.0
at Clemson	12/18/15	*	20	1-2	.500	0-0	.000	2-3	.667	0	2	2	4.1	3	0	2	4	1	0	4	12.1
vs. St. John's	12/22/15	*	20	5-8	.625	1-1	1.000	0-0	.000	2	3	5	4.2	4	0	1	5	0	2	11	12.0
Francis Marion	12/30/15	*	11	0-1	.000	0-0	.000	1-1	.000	1	2	3	4.1	0	0	1	1	1	0	0	11.0
Memphis	1/2/16	*	13	2-6	.333	0-1	.000	5-6	.833	3	3	6	4.2	4	0	0	2	2	0	9	10.8
at Auburn	1/5/16	*	28	5-9	.556	0-2	.000	4-6	.667	4	6	10	4.6	1	0	0	4	0	0	12	10.9
Vanderbilt	1/9/16	*	22	4-7	.571	0-1	.000	1-2	.500	2	2	4	4.6	3	0	1	2	1	2	9	10.8
at Alabama	1/13/16	*	18	3-7	.429	0-2	.000	0-0	.000	3	0	3	4.5	2	0	0	4	0	0	6	10.5
Missouri	1/16/16	*	32	4-8	.500	0-0	.000	2-4	.500	2	5	7	4.6	2	0	1	3	2	0	10	10.5
at Ole Miss	1/19/16	*	35	5-9	.556	0-0	.000	7-7	1.000	5	5	10	4.9	3	0	0	0	1	1	17	10.8
at Tennessee	1/23/16																				
Mississippi State	1/26/16																				
Alabama	1/30/16																				
at Georgia	2/2/16																				
Texas A&M	2/6/16																				
LSU	2/10/16																				
Kentucky	2/13/16																				
at Missouri	2/16/16																				
Florida	2/20/16																				
Tennessee	2/24/16																				
at Mississippi State	2/27/16																				
Georgia	3/3/16																				
at Arkansas	3/5/16																				

CAREER STATISTICS

Season	GP-GS	Min	Avg	FG	FGA	Pct	3FG	3FGA	Pct	FT	FTA	Pct	Off	Def	Tot	Avg	PF	FO	Ast	TO	Blk	Stl	Pts	Avg
2012-13	23-10	304	13.2	38	85	.447	3	10	.300	22	36	.611	28	46	74	3.2	42	1	12	32	13	3	101	4.4
2013-14	33-1	426	12.9	65	121	.537	0	1	.000	29	42	.690	40	94	134	4.1	78	2	13	32	20	13	159	4.8
2014-15	33-26	753	22.8	118	237	.498	8	27	.296	40	55	.727	52	120	172	5.2	74	2	21	45	44	11	284	8.6
2015-16	18-18	408	22.7	76	138	.551	5	16	.313	38	54	.704	39	50	89	4.9	45	0	13	34	20	11	195	10.8
Totals	107-55	1891	17.7	297	581	.511	16	54	.296	129	187	.690	159	310	469	4.4	239	5	59	143	97	38	739	6.9

CAREER SEC STATISTICS

Season	GP-GS	Min	Avg	FG	FGA	Pct	3FG	3FGA	Pct	FT	FTA	Pct	Off	Def	Tot	Avg	PF	FO	Ast	TO	Blk	Stl	Pts	Avg
2013	15-10	214	14.3	23	59	.390	2	7	.286	19	28	.679	17	35	52	3.5	30	1	5	22	11	2	67	4.5
2014	18-1	241	13.4	36	64	.563	0	1	.000	10	17	.588	19	53	72	4.0	51	2	9	22	12	9	82	4.6
2015	18-16	418	23.2	57	125	.456	4	17	.235	21	29	.724	25	64	89	4.9	46	1	13	19	22	5	139	7.7
2016	5-5	135	27.0	21	40	.525	0	5	.000	12	16	.750	16	18	34	6.8	11	0	2	13	4	3	54	10.8
Totals	56-32	1008	18.0	137	288	.476	6	30	.200	62	90	.689	77	170	247	4.4	138	4	29	76	49	19	342	6.1

GAME #19 - AT TENNESSEE - SATURDAY, JAN. 23, 2016 - GAMECOCK BASKETBALL



#25 - MINDAUGAS KACINAS

SENIOR | FORWARD | 6'7" | 229 | 3 LETTERS

KLAIPEDA, LITHUANIA/WORD OF LIFE FIRE TRADITIONAL SCHOOL

SEASON NOTABLES

- Averaged 2.3 offensive rebounds per game as a junior
- DNP in exhibition vs. Allen due to lower back pain
- Led the start in the opener vs. Norfolk State, posting eight points, with four rebounds and two assists in 28 minutes
- Recorded his fourth career double double in a win over Oral Roberts, leading the team with 13 rebounds to go with 12 points.
- Scored a career high with 23 points, while hitting career marks with 10 makes at the foul line on 13 attempts, to lead Gamecocks in win vs. DePaul
- Led the Gamecocks for the second straight game with 18 points and five rebounds in win vs. Hofstra at the Paradise Jam
- Scored 11 points with eight rebounds against Tulsa, and earned a spot on the Paradise Jam all-tournament team for his efforts through the week
- Another steady performance vs. Lipscomb, scoring 15 points with six rebounds and a block; hit 7-of-10 from the floor vs. the Bisons
- Recorded his fifth career double-double against Western Carolina, hitting 8-of-11 attempts with 11 rebounds
- Played a career-high 37 minutes against Clemson, scoring 10 points with four rebounds
- Scored 12 points of 5-of-8 shooting against Francis Marion
- Hit five field goals for 13 points to go with four rebounds in the win over Vanderbilt
- 14 points to go along with five rebounds and two blocks in win vs. Missouri
- Scored 10 points of 5-of-6 field goals in the win at Ole Miss

KACINAS' CAREER HIGHS

Points

Career 23, vs. DePaul (Nov. 20, 2015)
 Season 23, vs. DePaul (Nov. 20, 2015)

Field Goals

Career 9, vs. Hofstra (Nov. 22, 2015)
 Season 9, vs. Hofstra (Nov. 22, 2015)

Field Goal Attempts

Career 13, vs. DePaul (Nov. 20, 2015)
 Season 13, vs. DePaul (Nov. 20, 2015)

3-Point Field Goals

Career 2, 3x, last vs. Western Carolina (Nov. 30, 2015)
 Season 2, vs. Western Carolina (Nov. 30, 2015)

3-Point Field Goal Attempts

Career 5, vs. DePaul (Nov. 20, 2015)
 Season 5, vs. DePaul (Nov. 20, 2015)

Free Throws

Career 10, vs. DePaul (Nov. 20, 2015)
 Season 10, vs. DePaul (Nov. 20, 2015)

Free Throw Attempts

Career 15, vs. DePaul (Nov. 20, 2015)
 Season 15, vs. DePaul (Nov. 20, 2015)

Rebounds

Career 14, vs. Longwood (Nov. 9, 2013)
 Season 13, vs. Oral Roberts (Nov. 16, 2015)

Assists

Career 3, 4x, last vs. Oklahoma St. (Dec. 6, 2014)
 Season 2, 5x, last vs. St. John's (Dec. 22, 2015)

Blocks

Career 3, vs. Appalachian State (Dec. 19, 2012)
 Season 2, 3x, last vs. Missouri (Jan. 16, 2016)

Steals

Career 4, at Marshall (Dec. 1, 2014)
 Season 2, vs. Memphis (Jan. 2, 2016)

Minutes Played

Career 37, at Clemson (Dec. 18, 2015)
 Season 37, at Clemson (Dec. 18, 2015)

2015-16

Opponent	Date	GS	Min	FG-FGA	Pct	3FG-FGA	Pct	FT-FTA	Pct	Off	Def	Tot	Avg	PF	FO	A	TO	Blk	Stl	Pts	Avg
Norfolk State	11/14/15	*	28	2-7	.285	1-3	.333	3-4	.750	3	1	4	4.0	2	0	2	1	0	0	8	8.0
Oral Roberts	11/16/15	*	33	4-10	.400	0-2	.000	4-4	1.000	6	7	13	8.5	2	0	2	2	1	0	12	10.0
vs. DePaul	11/20/15	*	33	6-13	.461	1-5	.200	10-15	.667	4	1	5	7.3	2	0	1	1	2	0	23	14.3
vs. Hofstra	11/22/15	*	31	9-10	.900	0-1	.000	0-1	.000	2	3	5	6.8	3	0	1	2	0	1	18	15.3
vs. Tulsa	11/23/15	*	32	4-6	.667	1-2	.500	2-4	.500	1	7	8	7.0	2	0	2	0	0	0	11	14.4
Lipscomb	11/27/15	*	30	7-10	.700	0-1	.000	1-2	.500	2	4	6	6.8	2	0	0	1	1	0	15	14.5
Western Carolina	11/30/15	*	26	8-11	.727	2-2	1.000	2-2	1.000	5	6	11	7.4	1	0	0	0	0	1	20	15.3
USF	12/5/15	*	28	4-4	1.000	0-0	.000	0-1	.000	2	1	3	6.9	2	0	1	2	0	1	8	14.4
Drexel	12/15/15	*	11	2-2	1.000	1-1	1.000	0-1	.000	0	2	2	6.3	3	0	0	1	0	0	5	13.3
at Clemson	12/18/15	*	37	4-10	.400	1-2	.500	1-1	1.000	0	4	4	6.1	1	0	2	0	0	0	10	13.0
vs. St. John's	12/22/15	*	33	3-7	.429	0-2	.000	0-2	.000	2	2	4	5.9	1	0	2	1	0	1	6	12.4
Francis Marion	12/30/15	*	24	5-8	.625	1-1	1.000	1-2	.500	0	5	5	5.8	2	0	0	2	1	0	12	12.3
Memphis	1/2/16	*	36	2-7	.286	0-3	.000	4-4	1.000	1	4	5	5.8	1	0	1	2	2	2	8	12.0
at Auburn	1/5/16	*	30	2-4	.500	0-1	.000	3-4	.750	0	2	2	5.5	1	0	1	2	0	1	7	11.6
Vanderbilt	1/9/16	*	33	5-10	.500	0-2	.000	3-6	.500	1	3	4	5.4	3	0	0	2	0	0	13	11.7
at Alabama	1/13/16	*	31	2-8	.250	0-2	.000	2-4	.500	4	1	5	5.4	1	0	1	1	0	0	6	11.4
Missouri	1/16/16	*	33	6-8	.750	0-1	.000	2-4	.500	5	0	5	5.4	0	0	0	2	0	0	14	11.5
at Ole Miss	1/19/16	*	29	5-6	.833	0-0	.000	0-0	.000	2	5	7	5.4	0	0	0	1	1	0	10	11.4
at Tennessee	1/23/16																				
Mississippi State	1/26/16																				
Alabama	1/30/16																				
at Georgia	2/2/16																				
Texas A&M	2/6/16																				
LSU	2/10/16																				
Kentucky	2/13/16																				
at Missouri	2/16/16																				
Florida	2/20/16																				
Tennessee	2/24/16																				
at Mississippi State	2/27/16																				
Georgia	3/3/16																				
at Arkansas	3/5/16																				

CAREER STATISTICS

Season	GP-GS	Min	Avg	FG	FGA	Pct	3FG	3FGA	Pct	FT	FTA	Pct	Off	Def	Tot	Avg	PF	FO	Ast	TO	Blk	Stl	Pts	Avg
2012-13	31-9	606	19.5	57	110	.518	4	20	.200	34	50	.680	50	66	116	3.7	67	1	21	46	15	10	152	4.9
2013-14	34-27	818	24.1	70	126	.556	0	2	.000	50	77	.649	80	95	175	5.1	103	4	12	53	21	31	190	5.6
2014-15	33-0	710	21.5	74	132	.561	9	29	.310	43	59	.729	77	91	168	5.1	82	3	18	34	14	20	200	6.1
2015-16	18-18	538	29.9	80	141	.567	8	31	.258	38	61	.623	40	58	98	5.4	29	0	16	21	10	8	206	11.4
Totals	116-54	2672	23.0	281	509	.552	21	82	.256	166	247	.668	247	310	557	4.8	281	8	67	154	60	69	748	6.4

CAREER SEC STATISTICS

Season	GP-GS	Min	Avg	FG	FGA	Pct	3FG	3FGA	Pct	FT	FTA	Pct	Off	Def	Tot	Avg	PF	FO	Ast	TO	Blk	Stl	Pts	Avg
2013	17-4	255	15.0	16	40	.400	1	7	.143	11	16	.688	14	27	41	2.4	32	0	7	18	2	4	44	2.6
2014	18-11	382	21.2	34	57	.596	0	0	.000	24	36	.667	38	38	76	4.2	58	2	2	23	13	20	92	5.1
2015	18-0	375	20.8	40	72	.556	6	18	.333	19	30	.633	37	42	79	4.4	50	2	9	17	7	6	105	5.8
2016	5-5	156	31.2	20	36	.556	0	6	.000	10	18	.556	12	11	23	4.6	5	0	2	6	3	1	50	10.0
Totals	58-20	1168	20.1	110	205	.537	7	31	.226	64	100	.640	101	118	219	3.8	145	4	20	64	25	31	291	5.0

GAME #19 - AT TENNESSEE - SATURDAY, JAN. 23, 2016 - GAMECOCK BASKETBALL



#20 - JUSTIN MCKIE

JUNIOR | GUARD | 6'4" | 197 | 2 LETTERS

COLUMBIA, S.C./IRMO

SEASON NOTABLES

- Put up career numbers in every major category as a sophomore, averaging 3.2 points and 1.8 rebounds in 11.3 minutes per game
- Tallied three points and three assists in exhibition vs. Allen
- Saw action in the opener vs. Norfolk State, scoring five points and collecting one rebound
- Played a season high 19 minutes vs. Lipscomb, scoring six points and dishing a career-high five assists
- Saw action vs. Missouri, scoring two points, with an assist and a steal

MCKIE'S CAREER HIGHS

Points

Career 12, at Marshall (Dec. 1, 2014)
 Season 6, vs. Lipscomb (Nov. 27, 2015)

Field Goals

Career 5, at Marshall (Dec. 1, 2014)
 Season 3, vs. Lipscomb (Nov. 27, 2015)

Field Goal Attempts

Career 8, at Marshall (Dec. 1, 2014)
 Season 6, twice, last vs. Lipscomb (Nov. 27, 2015)

3-Point Field Goals

Career 2, twice, last vs. UNC Asheville (Nov. 26, 2014)
 Season 1, twice, last vs. Francis Marion (Dec. 30, 2015)

3-Point Field Goal Attempts

Career 3, 3x, last vs. Oral Roberts (Nov. 16, 2015)
 Season 3, twice, last vs. Lipscomb (Nov. 27, 2015)

Free Throws

Career 4, vs. Florida (Jan. 7, 2015)
 Season 2, twice, last vs. Missouri (Jan. 16, 2016)

Free Throw Attempts

Career 4, 3x, last vs. Missouri (Jan. 16, 2016)
 Season 4, vs. Missouri (Jan. 16, 2016)

Rebounds

Career 4, 6x, last vs. Miss. State (Feb. 28, 2015)
 Season 2, 3x, last vs. Francis Marion (Dec. 30, 2015)

Assists

Career 5, vs. Lipscomb (Nov. 27, 2015)
 Season 5, vs. Lipscomb (Nov. 27, 2015)

Blocks

Career 1, vs. Oklahoma St. (Dec. 6, 2014)
 Season -

Steals

Career 2, vs. Oklahoma St. (Dec. 6, 2014)
 Season 1, twice, last vs. Missouri (Jan. 16, 2016)

Minutes Played

Career 23, vs. Miss. State (Feb. 28, 2015)
 Season 19, vs. Lipscomb (Nov. 27, 2015)

2015-16

Opponent	Date	GS	Min	FG-FGA	Pct	3FG-FGA	Pct	FT-FTA	Pct	Off	Def	Tot	Avg	PF	FO	A	TO	Blk	Stl	Pts	Avg
Norfolk State	11/14/15	3	1-2	.500	1-2	.500	2-2	1.000	0	1	1	1.0	0	0	0	0	0	0	0	5	5.0
Oral Roberts	11/16/15	12	0-6	.000	0-3	.000	0-0	.000	1	1	2	1.5	2	0	0	0	0	0	0	0	2.5
vs. DePaul	11/20/15	8	0-0	.000	0-0	.000	0-0	.000	0	1	1	1.3	0	0	0	0	0	0	0	0	1.7
vs. Hofstra	11/22/15	-	-	-	-	-	-	-	-	-	-	-	-	-	-	-	-	-	-	-	-
vs. Tulsa	11/23/15	2	0-0	.000	0-0	.000	0-0	.000	0	0	0	1.0	0	0	0	0	0	0	0	0	1.3
Lipscomb	11/27/15	19	3-6	.500	0-3	.000	0-0	.000	0	1	1	1.0	2	0	5	0	0	1	6	2.2	
Western Carolina	11/30/15	10	0-3	.000	0-1	.000	1-2	.500	0	0	0	0.8	1	0	4	0	0	0	1	2.0	
USF	12/5/15	7	0-0	.000	0-0	.000	0-0	.000	0	2	2	1.0	0	0	0	0	0	0	0	0	1.7
Drexel	12/15/15	11	1-4	.250	0-1	.000	1-2	.500	1	0	1	1.0	2	0	1	0	0	0	3	1.9	
at Clemson	12/18/15	8	1-1	1.000	0-0	.000	0-0	.000	1	0	1	1.0	0	0	0	1	0	0	2	1.9	
vs. St. John's	12/22/15	1	0-0	.000	0-0	.000	0-0	.000	0	0	0	0.9	1	0	1	0	0	0	0	1.7	
Francis Marion	12/30/15	9	1-3	.333	1-1	1.000	0-0	.000	0	2	2	1.0	1	0	1	0	0	2	3	1.8	
Memphis	1/2/16	1	0-0	.000	0-0	.000	0-0	.000	0	0	0	0.9	0	0	0	0	0	0	0	0	1.7
at Auburn	1/5/16	-	-	-	-	-	-	-	-	-	-	-	-	-	-	-	-	-	-	-	-
Vanderbilt	1/9/16	1	0-0	.000	0-0	.000	0-0	.000	0	1	1	0.9	0	0	0	0	0	0	0	0	1.5
at Alabama	1/13/16	9	0-0	.000	0-0	.000	0-0	.000	0	1	1	0.9	0	0	3	0	0	0	0	0	1.4
Missouri	1/16/16	13	0-3	.000	0-1	.000	2-4	.500	0	0	0	0.9	0	0	1	1	0	1	2	1.5	
at Ole Miss	1/19/16	4	0-1	.000	0-0	.000	0-0	.000	0	0	0	0.8	0	0	0	2	0	0	0	1.4	
at Tennessee	1/23/16																				
Mississippi State	1/26/16																				
Alabama	1/30/16																				
at Georgia	2/2/16																				
Texas A&M	2/6/16																				
LSU	2/10/16																				
Kentucky	2/13/16																				
at Missouri	2/16/16																				
Florida	2/20/16																				
Tennessee	2/24/16																				
at Mississippi State	2/27/16																				
Georgia	3/3/16																				
at Arkansas	3/5/16																				

CAREER STATISTICS

Season	GP-GS	Min	Avg	FG	FGA	Pct	3FG	3FGA	Pct	FT	FTA	Pct	Off	Def	Tot	Avg	PF	FO	Ast	TO	Blk	Stl	Pts	Avg
2013-14	17-0	80	4.7	3	17	.176	1	8	.125	2	4	.500	4	12	16	0.9	8	0	5	5	0	3	9	0.5
2014-15	25-0	282	11.3	26	67	.388	11	36	.306	18	23	.783	11	33	44	1.8	20	0	8	11	3	9	81	3.2
2015-16	16-0	118	7.4	7	29	.241	2	12	.167	6	10	.600	3	10	13	0.8	9	0	16	4	1	2	22	1.4
Totals	58-0	480	8.3	36	113	.319	14	56	.250	26	37	.703	18	55	73	1.3	37	0	29	20	4	14	112	1.9

CAREER SEC STATISTICS

Season	GP-GS	Min	Avg	FG	FGA	Pct	3FG	3FGA	Pct	FT	FTA	Pct	Off	Def	Tot	Avg	PF	FO	Ast	TO	Blk	Stl	Pts	Avg
2014	9-0	56	6.2	2	11	.182	1	5	.200	0	0	.000	1	9	10	1.1	7	0	5	5	0	2	5	0.6
2015	12-0	130	10.8	5	21	.238	2	11	.182	6	6	1.000	6	12	18	1.5	10	0	1	6	1	2	18	1.5
2016	4-0	27	6.8	0	4	.000	0	1	.000	2	4	.500	0	2	2	0.5	0	0	4	1	0	1	2	0.5
Totals	25-0	213	8.5	7	36	.194	3	17	.176	8	10	.800	7	23	30	1.3	17	0	10	12	1	5	25	1.0



#10 - DUANE NOTICE

JUNIOR | GUARD | 6'2" | 218 | 2 LETTERS

WOODBIDGE, ONTARIO, CANADA/ST. THOMAS MORE (OAKDALE, CONN.)

SEASON NOTABLES

- Is Carolina's top returning scorer after averaging 11.7 points per game last season, posting 20 double-figure scoring games, including three 20-point performances
- Also team's top returning threat from beyond the arc after hitting 36.3 percent of his attempts from 3 last season
- Scored three points, dished two assists in exhibition vs. Allen
- Scored a team high 14 points off the bench vs. Norfolk State, hitting three 3s and dishing three assists in 20 minutes
- Hit four 3-pointers and scored 18 points in a win over Oral Roberts
- Perfect 2-of-2 from 3-point range in win vs. DePaul, scoring 11 points, all in the first half
- Converted a career-high 7-of-10 attempts from the free throw line against Tulsa, finishing with 11 points
- Season high five assists to go along with 16 points and matched a career high with three steals in win vs. Lipscomb
- Went for 15 points in just 19 minutes off the bench against USF, converting 6-of-8 attempts from the field
- Hit a pair of critical 3-pointers in the second half of the team's win over Clemson, finishing with 10 points
- Scored 20 points off the bench against St. John's, hitting 7-of-10 field goals in 28 minutes
- Was a perfect 12-of-12 at the free throw line against Memphis, a new career high, and added a season-best six rebounds
- Scored 20 points off the bench against St. John's, hitting 7-of-10 field goals in 28 minutes
- Hit three 3-pointers and scored 12 points off the bench at Auburn
- Six points and five assists in win vs. Missouri
- Hit four 3-pointers at Ole Miss, finishing with 14 points in 27 minutes of action

NOTICE'S CAREER HIGHS

Points

Career 27, at Marshall (Dec. 1, 2014)
Season 20, vs. St. John's (Dec. 22, 2015)

Field Goals

Career 10, at Marshall (Dec. 1, 2014)
Season 7, vs. St. John's (Dec. 22, 2015)

Field Goal Attempts

Career 18, twice, last at LSU (Jan. 28, 2015)
Season 16, vs. Lipscomb (Nov. 27, 2015)

3-Point Field Goals

Career 5, vs. Clemson (Dec. 20, 2014)
Season 4, twice, last at Ole Miss (Jan. 19, 2016)

3-Point Field Goal Attempts

Career 11, twice, last at Alabama (Feb. 24, 2015)
Season 8, at Ole Miss (Jan. 19, 2016)

Free Throws

Career 12, vs. Memphis (Jan. 2, 2016)
Season 12, vs. Memphis (Jan. 2, 2016)

Free Throw Attempts

Career 12, vs. Memphis (Jan. 2, 2016)
Season 12, vs. Memphis (Jan. 2, 2016)

Rebounds

Career 8, vs. Auburn (March 12, 2014)
Season 6, vs. Memphis (Jan. 2, 2016)

Assists

Career 8, vs. SC State (Jan. 3, 2014)
Season 5, vs. Lipscomb (Nov. 27, 2015)

Blocks

Career 1, 8x, vs. Lipscomb (Nov. 27, 2015)
Season 1, vs. Lipscomb (Nov. 27, 2015)

Steals

Career 3, 4x, last, vs. Lipscomb (Nov. 27, 2015)
Season 3, vs. Lipscomb (Nov. 27, 2015)

Minutes Played

Career 40, vs. Texas A&M (Feb. 21, 2015)
Season 33, vs. Memphis (Jan. 2, 2016)

2015-16

Opponent	Date	GS	Min	FG-FGA	Pct	3FG-FGA	Pct	FT-FTA	Pct	Off	Def	Tot	Avg	PF	FO	A	TO	Blk	Stl	Pts	Avg
Norfolk State	11/14/15	20	4-11	.364	3-6	.500	3-3	1.000	1	2	3	3.0	3	0	3	0	0	0	14	14.0	
Oral Roberts	11/16/15	27	6-12	.500	4-7	.571	2-2	1.000	1	3	4	3.5	1	0	0	1	0	0	2	18	16.0
vs. DePaul	11/20/15	23	3-8	.375	2-2	1.000	3-4	.750	1	1	2	3.0	2	0	3	1	0	1	11	14.3	
vs. Hofstra	11/22/15	25	2-7	.285	1-2	.500	2-2	1.000	1	0	1	2.5	0	0	3	0	0	1	7	12.5	
vs. Tulsa	11/23/15	29	2-7	.285	0-1	.000	7-10	.700	0	0	0	2.0	0	0	1	1	0	0	11	12.2	
Lipscomb	11/27/15	24	5-16	.312	2-6	.333	4-5	.800	2	3	5	2.5	2	0	5	0	1	3	16	12.8	
Western Carolina	11/30/15	12	3-6	.500	1-4	.250	0-0	.000	0	0	0	2.1	2	0	0	2	0	0	7	12.0	
USF	12/5/15	19	6-8	.750	2-4	.500	1-1	1.000	0	3	3	2.3	0	0	2	1	0	1	15	12.4	
Drexel	12/15/15	19	2-6	.333	0-3	.000	1-2	.500	1	1	2	2.2	0	0	0	2	1	0	1	5	11.6
at Clemson	12/18/15	23	3-10	.300	3-7	.429	1-2	.500	0	2	2	2.1	1	0	1	1	0	0	10	11.4	
vs. St. John's	12/22/15	28	7-10	.700	2-2	1.000	4-5	.800	0	0	0	2.2	2	0	1	2	0	2	20	12.2	
Francis Marion	12/30/15	18	3-9	.333	3-7	.429	1-2	.500	0	0	0	1.8	1	0	1	0	0	2	10	12.0	
Memphis	1/2/16	33	1-8	.125	1-6	.167	12-12	1.000	0	6	6	2.2	2	0	3	1	0	0	15	12.2	
at Auburn	1/5/16	32	4-10	.400	3-6	.500	1-2	.500	0	3	3	2.2	1	0	2	0	0	1	12	12.2	
Vanderbilt	1/9/16	31	2-7	.286	2-4	.500	2-2	1.000	1	1	2	2.2	0	0	4	3	0	0	8	11.9	
at Alabama	1/13/16	22	2-8	.250	0-4	.000	3-3	1.000	0	1	1	2.1	1	0	3	0	0	0	7	11.6	
Missouri	1/16/16	29	2-10	.200	1-6	.166	1-2	.500	1	4	5	2.3	0	0	2	1	0	1	6	11.3	
at Ole Miss	1/19/16	27	5-13	.385	4-8	.500	0-0	.000	0	0	0	2.2	2	0	1	2	0	0	14	11.4	
at Tennessee	1/23/16																				
Mississippi State	1/26/16																				
Alabama	1/30/16																				
at Georgia	2/2/16																				
Texas A&M	2/6/16																				
LSU	2/10/16																				
Kentucky	2/13/16																				
at Missouri	2/16/16																				
Florida	2/20/16																				
Tennessee	2/24/16																				
at Mississippi State	2/27/16																				
Georgia	3/3/16																				
at Arkansas	3/5/16																				

CAREER STATISTICS

Season	GP-GS	Min	Avg	FG	FGA	Pct	3FG	3FGA	Pct	FT	FTA	Pct	Off	Def	Tot	Avg	PF	FO	Ast	TO	Blk	Stl	Pts	Avg
2013-14	34-22	856	25.2	90	237	.380	21	58	.362	78	116	.672	35	64	99	2.9	72	2	99	89	4	20	279	8.2
2014-15	33-33	987	29.9	127	337	.377	61	168	.363	72	91	.791	20	67	87	2.6	61	0	89	60	4	29	387	11.7
2015-16	18-0	441	24.5	62	166	.373	34	85	.400	48	59	.814	9	30	39	2.2	20	0	35	18	1	15	209	11.4
Totals	84-55	2257	26.9	274	727	.377	112	303	.370	198	266	.744	64	161	225	2.7	151	2	222	165	9	64	858	10.2

CAREER SEC STATISTICS

Season	GP-GS	Min	Avg	FG	FGA	Pct	3FG	3FGA	Pct	FT	FTA	Pct	Off	Def	Tot	Avg	PF	FO	Ast	TO	Blk	Stl	Pts	Avg
2014	18-14	516	28.7	48	133	.361	8	30	.267	46	71	.648	19	34	53	2.9	41	1	50	58	1	11	150	8.3
2015	18-18	548	30.4	62	191	.325	33	102	.324	26	36	.722	12	35	47	2.6	35	0	48	30	2	11	183	10.2
2016	5-0	141	28.2	15	48	.313	10	28	.357	7	9	.778	2	9	11	2.2	4	0	12	6	0	2	47	9.4
Totals	41-32	1205	29.4	125	372	.336	51	160	.319	79	116	.681	33	78	111	.27	80	1	110	94	3	24	380	9.3



#0 - SINDARIUS THORNWELL

JUNIOR | GUARD | 6'5" | 215 | 2 LETTERS

LANCASTER, S.C./OAK HILL ACADEMY (WILSON, VA.)

SEASON NOTABLES

- Enters this season healthy after dealing with knee tendonitis last season
- Has 821 career points entering his junior campaign
- Has scored in double figures in 45 of his 67 career games, including nine 20-point performances
- Led all scorers with 17 points, while collecting three rebounds in exhibition vs. Allen
- Along with Notice, led the team with 14 points, hitting a three and posting a 7-of-9 effort from the free throw line, while also dishing two assists with three steals in opener vs. Norfolk State
- Passed out seven assists without committing a turnover in a win over Oral Roberts
- Posted fourth-career double-double with 10 points and a team high 10 rebounds in win vs. DePaul
- 14 points on 4-of-8 shooting vs. Hofstra, also pulled down team high nine rebounds with six assists
- Scored season highs with 16 points with five steals in the Paradise Jam championship against Tulsa, and earned tournament MVP honors
- Came two rebounds shy of a double-double against Western Carolina, adding in 10 points and three assists
- Hit a season-high six field goals against USEF, finishing with 15 points
- Scored 13 points with five assists and four rebounds against Drexel
- Pulled down nine rebounds and lit up the arena with a momentum-swinging dunk against Clemson
- Scored a season-high 18 points against Memphis, adding three steals and six rebounds in 36 minutes
- Went for his 10th career 20-point game at Auburn, hitting five 3-pointers along with seven assists and three steals in 36 minutes
- Reached 1,000 career points in the win over Vanderbilt, finishing with 19 points and eight rebounds
- Matched season high with 22 points, 5 rebounds, 4 assists and 3 steals in win vs. Missouri
- Played a season-high 41 minutes in the overtime win at Ole Miss, dishing out six assists

THORNWELL'S CAREER HIGHS

Points

Career 26, at Georgia (Jan. 22, 2014)
 Season 22, twice, last vs. Missouri (Jan. 16, 2016)

Field Goals

Career 9, 2x, last at Mississippi State (March 8, 2014)
 Season 7, vs. Missouri (Jan. 16, 2016)

Field Goal Attempts

Career 24, vs. Charlotte (Nov. 21, 2014)
 Season 15, twice, last at Ole Miss (Jan. 19, 2016)

3-Point Field Goals

Career 5, at Auburn (Jan. 5, 2016)
 Season 5, at Auburn (Jan. 5, 2016)

3-Point Field Goal Attempts

Career 10, twice, last vs. Charlotte (Nov. 21, 2014)
 Season 8, at Auburn (Jan. 5, 2016)

Free Throws

Career 10, twice, last vs. Georgia (Feb. 22, 2014)
 Season 9, vs. Memphis (Jan. 2, 2016)

Free Throw Attempts

Career 14, vs. Memphis (Jan. 2, 2016)
 Season 14, vs. Memphis (Jan. 2, 2016)

Rebounds

Career 11, 2x, last at Mississippi State (March 8, 2014)
 Season 10, vs. DePaul (Nov. 20, 2015)

Assists

Career 9, vs. Auburn (Feb. 5, 2014)
 Season 7, twice, last at Auburn (Jan. 5, 2016)

Blocks

Career 2, 8x, vs. Memphis (Jan. 2, 2016)
 Season 2, twice, last vs. Memphis (Jan. 2, 2016)

Steals

Career 6, vs. UNC Asheville (Nov. 26, 2014)
 Season 5, vs. Tulsa (Nov. 23, 2015)

Minutes Played

Career 41, at Ole Miss (Jan. 19, 2016)
 Season 41, at Ole Miss (Jan. 19, 2016)

2015-16

Opponent	Date	GS	Min	FG-FGA	Pct	3FG-3FGA	Pct	FT-FTA	Pct	Off	Def	Tot	Avg	PF	FO	A	TO	Blk	Stl	Pts	Avg
Norfolk State	11/14/15	*	31	3-9	.333	1-3	.333	7-9	.778	0	4	4	4.0	2	0	2	3	0	3	14	14.0
Oral Roberts	11/16/15	*	32	3-15	.200	1-4	.250	4-6	.667	1	2	3	3.5	1	0	7	0	0	0	11	12.5
vs. DePaul	11/20/15	*	31	4-10	.400	0-1	.000	2-3	.667	3	7	10	5.7	3	0	3	3	0	2	10	11.7
vs. Hofstra	11/22/15	*	33	4-8	.500	0-2	.000	6-8	.750	1	8	9	6.5	1	0	6	0	0	0	14	12.3
vs. Tulsa	11/23/15	*	30	4-10	.400	2-4	.500	6-6	1.000	0	3	3	5.8	3	0	2	2	0	5	16	13.0
Lipscomb	11/27/15	*	30	0-5	.000	0-3	.000	2-4	.500	0	5	5	5.7	2	0	6	4	0	2	2	11.2
Western Carolina	11/30/15	*	25	3-12	.250	2-6	.333	2-2	1.000	2	6	8	6.0	0	0	3	3	0	2	10	11.0
USEF	12/5/15	*	27	6-13	.462	2-7	.286	1-1	1.000	0	0	5.3	2	0	2	1	0	0	15	11.5	
Drexel	12/15/15	*	28	4-8	.500	2-3	.667	3-4	.750	1	3	4	5.1	1	0	5	1	0	1	13	11.7
at Clemson	12/18/15	*	31	2-10	.200	1-6	.167	3-3	1.000	3	6	9	5.5	2	0	3	2	1	0	8	11.3
vs. St. John's	12/22/15	*	32	2-5	.400	1-3	.333	5-6	.833	1	3	4	5.4	2	0	3	2	0	0	10	11.2
Francis Marion	12/30/15	*	22	2-5	.400	1-4	.250	2-2	1.000	1	2	3	5.2	2	0	4	2	0	2	7	10.8
Memphis	1/2/16	*	36	4-8	.500	1-3	.333	9-14	.643	1	5	6	5.2	3	0	2	3	2	3	18	11.4
at Auburn	1/5/16	*	36	6-10	.600	5-8	.625	5-6	.833	0	2	2	5.0	1	0	7	3	0	3	22	12.1
Vanderbilt	1/9/16	*	35	6-14	.429	0-3	.000	7-9	.778	2	6	8	5.2	2	0	2	1	0	1	19	12.6
at Alabama	1/13/16	*	31	1-6	.167	0-3	.000	0-0	.000	1	1	2	5.0	1	0	0	3	1	1	2	11.9
Missouri	1/16/16	*	32	7-13	.538	2-6	.333	6-7	.857	1	4	5	5.0	2	0	4	2	1	3	22	12.5
at Ole Miss	1/19/16	*	41	1-15	.067	0-3	.000	3-8	.375	0	2	2	4.8	3	0	6	3	0	1	5	12.1
at Tennessee	1/23/16																				
Mississippi State	1/26/16																				
Alabama	1/30/16																				
at Georgia	2/2/16																				
Texas A&M	2/6/16																				
LSU	2/10/16																				
Kentucky	2/13/16																				
at Missouri	2/16/16																				
Florida	2/20/16																				
Tennessee	2/24/16																				
at Mississippi State	2/27/16																				
Georgia	3/3/16																				
at Arkansas	3/5/16																				

CAREER STATISTICS

Season	GP-GS	Min	Avg	FG	FGA	Pct	3FG	3FGA	Pct	FT	FTA	Pct	Off	Def	Tot	Avg	PF	FO	Ast	TO	Blk	Stl	Pts	Avg
2013-14	34-34	1007	29.6	143	370	.386	37	100	.370	131	178	.736	48	91	139	4.1	100	2	101	106	21	40	454	13.4
2014-15	33-33	1011	30.6	114	335	.340	38	142	.268	101	141	.716	50	111	161	4.9	83	3	73	71	11	43	367	11.1
2015-16	18-18	563	31.3	62	176	.352	21	72	.292	73	98	.745	18	69	87	4.8	33	0	67	38	5	29	218	12.1
Totals	84-84	2540	30.2	318	866	.367	96	311	.309	302	409	.738	116	269	384	4.6	213	5	235	212	37	111	1034	12.3

CAREER SEC STATISTICS

Season	GP-GS	Min	Avg	FG	FGA	Pct	3FG	3FGA	Pct	FT	FTA	Pct	Off	Def	Tot	Avg	PF	FO	Ast	TO	Blk	Stl	Pts	Avg
2014	18-18	597	33.2	90	229	.393	21	60	.350	79	105	.752	29	56	85	4.7	55	2	72	75	13	21	280	15.6
2015	18-18	578	32.1	55	180	.306	23	83	.277	58	76	.763	24	52	76	4.2	47	2	39	44	3	19	191	10.6
2016	5-5	175	35.0	21	58	.362	7	23	.304	21	30	.700	4	15	19	3.8	9	0	19	12	2	9	70	14.0
Totals	41-41	1350	32.9	166	467	.355	51	166	.307	158	211	.749	57	123	180	4.4	111	4	130	131	18	49	541	13.2



#1 MARCUS STROMAN

SOPHOMORE | GUARD | 6'2" | 185 | 1 LETTER

COLUMBIA, S.C./KEENAN

SEASON NOTABLES

- Returns as team's top assist maker after posting 3.1 per game as a freshman last season
- Dished a team-high five assists and collected three steals in exhibition vs. Allen
- Scored five points, with three rebounds and two assists in 17 minutes off the bench vs. Norfolk State
- Scored season high seven points in win vs. DePaul
- DNP vs. Lipscomb due to an outside left quad strain
- Picked four steals in a win over Western Carolina, a new career high
- Pulled down a season-high five rebounds against Drexel
- Attempted a career-high eight free throws against Memphis, converting five
- Matched his career-high with 10 points at Auburn, hitting all eight of his free throws for another career high
- Gave the offense a boost off the bench with seven points, three assists and no turnovers against Vanderbilt
- DNP vs. Missouri due to concussion related symptoms
- Returned to action at Ole Miss, playing 15 minutes in the win

STROMAN'S CAREER HIGHS

Points

Career 10, 3x, at Auburn (Jan. 5, 2016)

Season 10, at Auburn (Jan. 5, 2016)

Field Goals

Career 4, vs. Akron (Nov. 23, 2014)

Season 2, twice, last vs. Vanderbilt (Jan. 9, 2016)

Field Goal Attempts

Career 9, at Arkansas (Feb. 3, 2015)

Season 6, vs. DePaul (Nov. 20, 2015)

3-Point Field Goals

Career 1, 4x last, vs. Vanderbilt (Jan. 9, 2016)

Season 1, 3x, last vs. Vanderbilt (Jan. 9, 2016)

3-Point Field Goal Attempts

Career 3, 3x, last vs. DePaul (Nov. 20, 2015)

Season 3, vs. DePaul (Nov. 20, 2015)

Free Throws

Career 8, at Auburn (Jan. 5, 2016)

Season 8, at Auburn (Jan. 5, 2016)

Free Throw Attempts

Career 8, twice, last at Auburn (Jan. 5, 2016)

Season 8, twice, last at Auburn (Jan. 5, 2016)

Rebounds

Career 8, vs. Oklahoma St. (Dec. 6, 2014)

Season 5, vs. Drexel (Dec. 15, 2015)

Assists

Career 8, vs. Coker (Dec. 21, 2014)

Season 3, 3x, last vs. Vanderbilt (Jan. 9, 2016)

Blocks

Career 1, 7x, last vs. Vanderbilt (Jan. 9, 2016)

Season 1, 4x, last vs. Vanderbilt (Jan. 9, 2016)

Steals

Career 4, vs. Western Carolina (Nov. 30, 2015)

Season 4, vs. Western Carolina (Nov. 30, 2015)

Minutes Played

Career 29, vs. Florida (Jan. 7, 2015)

Season 23, vs. Vanderbilt (Jan. 9, 2016)

2015-16

Opponent	Date	GS	Min	FG-FGA	Pct	3FG-FGA	Pct	FT-FTA	Pct	Off	Def	Tot	Avg	PF	FO	A	TO	Blk	Stl	Pts	Avg
Norfolk State	11/14/15	17	1-1	1.000	1-1	1.000	2-4	.500	1	2	3	3.0	0	0	2	2	0	0	0	5	5.0
Oral Roberts	11/16/15	22	0-3	.000	0-1	.000	0-0	.000	1	0	1	2.0	1	0	1	0	0	0	0	0	2.5
vs. DePaul	11/20/15	18	2-6	.333	1-3	.333	2-2	1.000	0	3	3	2.3	2	0	0	1	0	0	0	7	4.0
vs. Hofstra	11/22/15	15	0-1	.000	0-0	.000	0-0	.000	1	0	1	2.0	4	0	2	0	0	0	1	0	3.0
vs. Tulsa	11/23/15	19	1-1	1.000	0-0	.000	0-2	.000	0	2	2	2.0	1	0	1	3	0	0	2	2.8	
Lipscomb	11/27/15	-	-	-	-	-	-	-	-	-	-	-	-	-	-	-	-	-	-	-	-
Western Carolina	11/30/15	21	0-2	.000	0-0	.000	1-2	.500	0	3	3	2.2	0	0	3	3	1	4	1	2.5	
USF	12/5/15	10	1-1	1.000	0-0	.000	0-0	.000	1	2	3	2.3	0	0	3	1	1	0	2	2.4	
Drexel	12/15/15	16	0-1	.000	0-0	.000	2-4	.500	1	4	5	2.6	1	0	2	2	1	0	2	2.4	
at Clemson	12/18/15	10	0-1	.000	0-0	.000	0-0	.000	0	1	1	2.4	0	0	2	0	0	1	0	2.1	
vs. St. John's	12/22/15	16	0-2	.000	0-0	.000	2-2	1.000	1	0	1	2.3	2	0	2	0	0	1	2	2.1	
Francis Marion	12/30/15	12	0-0	.000	0-0	.000	2-2	1.000	0	2	2	2.3	0	0	0	2	0	0	2	2.1	
Memphis	1/2/16	19	0-1	.000	0-0	.000	5-8	.625	0	2	2	2.3	3	0	2	0	0	2	5	2.3	
at Auburn	1/5/16	21	1-1	1.000	0-0	.000	8-8	1.000	1	1	2	2.2	2	0	0	1	0	1	10	2.9	
Vanderbilt	1/9/16	23	2-5	.400	1-1	1.000	2-4	.500	0	2	2	2.2	3	0	3	0	1	0	7	3.2	
at Alabama	1/13/16	16	0-2	.000	0-0	.000	0-0	.000	0	1	1	2.1	2	0	0	0	0	1	0	3.0	
Missouri	1/16/16	-	-	-	-	-	-	-	-	-	-	-	-	-	-	-	-	-	-	-	
at Ole Miss	1/19/16	15	0-1	.000	0-0	.000	0-0	.000	0	1	1	2.1	4	0	2	1	0	2	0	2.8	
at Tennessee	1/23/16																				
Mississippi State	1/26/16																				
Alabama	1/30/16																				
at Georgia	2/2/16																				
Texas A&M	2/6/16																				
LSU	2/10/16																				
Kentucky	2/13/16																				
at Missouri	2/16/16																				
Florida	2/20/16																				
Tennessee	2/24/16																				
at Mississippi State	2/27/16																				
Georgia	3/3/16																				
at Arkansas	3/5/16																				

CAREER STATISTICS

Season	GP-GS	Min	Avg	FG	FGA	Pct	3FG	3FGA	Pct	FT	FTA	Pct	Off	Def	Tot	Avg	PF	FO	Ast	TO	Blk	Stl	Pts	Avg
2014-15	28-0	573	20.5	39	104	.375	2	18	.111	41	63	.651	16	57	73	2.6	61	0	87	57	4	22	121	4.3
2015-16	16-0	270	16.9	8	29	.276	3	6	.500	26	36	.722	7	26	33	2.1	25	0	25	17	4	13	45	2.8
Totals	44-0	.843	19.2	47	133	.353	5	24	.208	67	99	.677	23	83	.106	2.4	86	0	112	74	8	35	166	3.8

CAREER SEC STATISTICS

Season	GP-GS	Min	Avg	FG	FGA	Pct	3FG	3FGA	Pct	FT	FTA	Pct	Off	Def	Tot	Avg	PF	FO	Ast	TO	Blk	Stl	Pts	Avg
2015	13-0	253	19.5	16	49	.327	1	11	.091	16	25	.640	5	17	22	1.7	31	0	34	24	2	10	49	3.8
2016	4-0	75	18.8	3	9	.333	1	1	1.000	10	12	.833	1	5	6	1.5	11	0	5	2	1	4	17	4.3
Totals	17-0	328	19.3	19	58	.328	2	12	.167	26	37	.703	6	22	28	1.6	42	0	39	26	3	14	66	3.9



#5 TEMARCUS BLANTON

R-FRESHMAN | GUARD | 6'5" | 215 | HS

LOCUST GROVE, GA./LUELLA

SEASON NOTABLES

- Returns after suffering a season-ending hip injury which required surgery during the 2014-15 preseason
- Scored seven points in just six minutes in exhibition vs. Allen
- Played seven minutes against Western Carolina, recording his first two career field goal attempts and a steal
- Scored his first career points in the win over USF, playing six minutes against the Bulls
- Hit both attempts from 3 against Drexel, his first made field goals at Carolina

BLANTON'S SEASON HIGHS

Points

6, vs. Drexel (Dec. 15, 2015)

Field Goals

2, vs. Drexel (Dec. 15, 2015)

Field Goal Attempts

2, 3x, last vs. Francis Marion (Dec. 30, 2015)

3-Point Field Goals

2, vs. Drexel (Dec. 15, 2015)

3-Point Field Goal Attempts

2, vs. Drexel (Dec. 15, 2015)

Free Throws

2, twice, last vs. Francis Marion (Dec. 30, 2015)

Free Throw Attempts

2, twice, last vs. Francis Marion (Dec. 30, 2015)

Rebounds

3, vs. Francis Marion (Dec. 30, 2015)

Assists

1, twice, last vs. Western Carolina (Nov. 30, 2015)

Blocks

-

Steals

1, twice, last vs. USF (Dec. 5, 2015)

Minutes Played

7, vs. Western Carolina (Nov. 30, 2015)

2015-16

Opponent	Date	GS	Min	FG-FGA	Pct	3FG-FGA	Pct	FT-FTA	Pct	Off	Def	Tot	Avg	PF	FO	A	TO	Blk	Stl	Pts	Avg
Norfolk State	11/14/15	1	0-0	.000	0-0	.000	0-0	.000	0	0	0	0.0	1	0	1	0	0	0	0	0	0.0
Oral Roberts	11/16/15	1	0-0	.000	0-0	.000	0-0	.000	0	0	0	0.0	1	0	0	0	0	0	0	0	0.0
vs. DePaul	11/20/15	-	-	-	-	-	-	-	-	-	-	-	-	-	-	-	-	-	-	-	-
vs. Hofstra	11/22/15	-	-	-	-	-	-	-	-	-	-	-	-	-	-	-	-	-	-	-	-
vs. Tulsa	11/23/15	-	-	-	-	-	-	-	-	-	-	-	-	-	-	-	-	-	-	-	-
Lipscomb	11/27/15	5	0-0	.000	0-0	.000	0-0	.000	0	0	0	0.0	1	0	0	1	0	0	0	0	0.0
Western Carolina	11/30/15	7	0-2	.000	0-0	.000	0-0	.000	0	0	0	0.0	0	0	0	0	0	0	1	0	0.0
USF	12/5/15	6	0-1	.000	0-0	.000	2-2	1.000	0	1	1	0.2	0	0	0	0	0	0	1	2	0.4
Drexel	12/15/15	3	2-2	1.000	2-2	1.000	0-0	.000	0	1	1	0.3	0	0	0	0	0	0	0	6	1.3
at Clemson	12/18/15	-	-	-	-	-	-	-	-	-	-	-	-	-	-	-	-	-	-	-	-
vs. St. John's	12/22/15	-	-	-	-	-	-	-	-	-	-	-	-	-	-	-	-	-	-	-	-
Francis Marion	12/30/15	6	0-2	.000	0-1	.000	2-2	1.000	2	1	3	0.7	1	0	0	0	0	0	0	2	1.4
Memphis	1/2/16	-	-	-	-	-	-	-	-	-	-	-	-	-	-	-	-	-	-	-	-
at Auburn	1/5/16	-	-	-	-	-	-	-	-	-	-	-	-	-	-	-	-	-	-	-	-
Vanderbilt	1/9/16	-	-	-	-	-	-	-	-	-	-	-	-	-	-	-	-	-	-	-	-
at Alabama	1/13/16	-	-	-	-	-	-	-	-	-	-	-	-	-	-	-	-	-	-	-	-
Missouri	1/16/16	-	-	-	-	-	-	-	-	-	-	-	-	-	-	-	-	-	-	-	-
at Ole Miss	1/19/16	-	-	-	-	-	-	-	-	-	-	-	-	-	-	-	-	-	-	-	-
at Tennessee	1/23/16	-	-	-	-	-	-	-	-	-	-	-	-	-	-	-	-	-	-	-	-
Mississippi State	1/26/16	-	-	-	-	-	-	-	-	-	-	-	-	-	-	-	-	-	-	-	-
Alabama	1/30/16	-	-	-	-	-	-	-	-	-	-	-	-	-	-	-	-	-	-	-	-
at Georgia	2/2/16	-	-	-	-	-	-	-	-	-	-	-	-	-	-	-	-	-	-	-	-
Texas A&M	2/6/16	-	-	-	-	-	-	-	-	-	-	-	-	-	-	-	-	-	-	-	-
LSU	2/10/16	-	-	-	-	-	-	-	-	-	-	-	-	-	-	-	-	-	-	-	-
Kentucky	2/13/16	-	-	-	-	-	-	-	-	-	-	-	-	-	-	-	-	-	-	-	-
at Missouri	2/16/16	-	-	-	-	-	-	-	-	-	-	-	-	-	-	-	-	-	-	-	-
Florida	2/20/16	-	-	-	-	-	-	-	-	-	-	-	-	-	-	-	-	-	-	-	-
Tennessee	2/24/16	-	-	-	-	-	-	-	-	-	-	-	-	-	-	-	-	-	-	-	-
at Mississippi State	2/27/16	-	-	-	-	-	-	-	-	-	-	-	-	-	-	-	-	-	-	-	-
Georgia	3/3/16	-	-	-	-	-	-	-	-	-	-	-	-	-	-	-	-	-	-	-	-
at Arkansas	3/5/16	-	-	-	-	-	-	-	-	-	-	-	-	-	-	-	-	-	-	-	-

CAREER STATISTICS

Season	GP-GS	Min	Avg	FG	FGA	Pct	3FG	3FGA	Pct	FT	FTA	Pct	Off	Def	Tot	Avg	PF	FO	Ast	TO	Blk	Stl	Pts	Avg
2015-16	7-0	29	4.1	2	7	.286	2	4	.500	4	4	1.000	2	3	5	0.7	4	0	2	1	0	2	10	1.4

CAREER SEC STATISTICS

Season	GP-GS	Min	Avg	FG	FGA	Pct	3FG	3FGA	Pct	FT	FTA	Pct	Off	Def	Tot	Avg	PF	FO	Ast	TO	Blk	Stl	Pts	Avg
2016	-	-	-	-	-	-	-	-	-	-	-	-	-	-	-	-	-	-	-	-	-	-	-	-



#23 ERIC COBB

FRESHMAN | FORWARD | 6'9" | 296 | HS

JACKSONVILLE, FLA./ST. FRANCIS ACADEMY (BALTIMORE)

SEASON NOTABLES

- Noted as a true post player who has the ability to play with his back to the basket
- 4-star prospect by several outlets
- Led the team with 14 rebounds, while adding eight points in exhibition vs. Allen
- Saw action vs. Norfolk State, scored two points
- Earned extended playing time with an efficient day against Oral Roberts, with six points and three rebounds in 12 minutes
- Saw action vs. DePaul, collecting three rebounds
- Hit a pair of field goals in a win over Western Carolina
- Pulled down a season-best four rebounds against Drexel
- Provided a big boost off the bench vs. Clemson, with four points and a new season-high of five rebounds
- Played a season-high 16 minutes with seven rebounds against Francis Marion

COBB'S SEASON HIGHS

Points

6, vs. Oral Roberts (Nov. 16, 2015)

Field Goals

3, vs. Oral Roberts (Nov. 16, 2015)

Field Goal Attempts

4, vs. Western Carolina (Nov. 30, 2015)

3-Point Field Goals

-

3-Point Field Goal Attempts

-

Free Throws

-

Free Throw Attempts

2, vs. Western Carolina (Nov. 30, 2015)

Rebounds

7, vs. Francis Marion (Dec. 30, 2015)

Assists

2, vs. Francis Marion (Dec. 30, 2015)

Blocks

1, twice, last vs. Francis Marion (Dec. 30, 2015)

Steals

1, vs. Norfolk State (Nov. 14, 2015)

Minutes Played

16, vs. Francis Marion (Dec. 30, 2015)

2015-16

Opponent	Date	GS	Min	FG-FGA	Pct	3FG-FGA	Pct	FT-FTA	Pct	Off	Def	Tot	Avg	PF	FO	A	TO	Blk	Stl	Pts	Avg
Norfolk State	11/14/15	8	1-1	1.000	0-0	.000	0-1	.000	0	1	1	1.0	2	0	0	1	0	1	2	2.0	
Oral Roberts	11/16/15	12	3-3	1.000	0-0	.000	0-0	.000	2	1	3	2.0	1	0	0	1	0	0	8	5.0	
vs. DePaul	11/20/15	11	0-0	.000	0-0	.000	0-0	.000	0	3	3	2.3	0	0	0	0	0	0	0	0	2.7
vs. Hofstra	11/22/15	4	1-2	.500	0-0	.000	0-0	.000	0	0	0	1.8	1	0	0	0	0	0	2	2.5	
vs. Tulsa	11/23/15	9	1-2	.500	0-0	.000	0-0	.000	0	3	3	2.0	4	0	0	2	0	0	2	2.4	
Lipscomb	11/27/15	2	0-0	.000	0-0	.000	0-0	.000	0	1	1	1.8	0	0	0	0	0	0	0	0	2.0
Western Carolina	11/30/15	10	2-4	.500	0-0	.000	0-2	.000	1	0	1	1.7	0	0	0	1	0	0	4	2.3	
USF	12/5/15	8	0-0	.000	0-0	.000	0-0	.000	0	1	1	1.6	1	0	1	1	0	0	0	0	2.0
Drexel	12/15/15	12	0-1	.000	0-0	.000	0-0	.000	0	4	4	1.9	2	0	0	1	1	0	0	1.8	
at Clemson	12/18/15	11	2-2	1.000	0-0	.000	0-0	.000	2	3	5	2.2	2	0	0	1	0	0	4	1.9	
vs. St. John's	12/22/15	6	0-0	.000	0-0	.000	0-0	.000	1	2	3	2.3	2	0	0	1	0	0	0	1.8	
Francis Marion	12/30/15	16	1-1	1.000	0-0	.000	0-7	.000	4	3	7	2.7	0	0	2	2	1	0	2	1.8	
Memphis	1/2/16	3	0-0	.000	0-0	.000	0-0	.000	0	0	0	2.5	2	0	0	0	0	0	0	1.7	
at Auburn	1/5/16	-	-	-	-	-	-	-	-	-	-	-	-	-	-	-	-	-	-	-	
Vanderbilt	1/9/16	4	0-0	.000	0-0	.000	0-0	.000	0	3	3	2.5	0	0	0	0	0	0	0	1.6	
at Alabama	1/13/16	3	1-2	.500	0-0	.000	0-0	.000	1	1	2	2.5	0	0	0	0	0	0	2	1.6	
Missouri	1/16/16	2	0-0	.000	0-0	.000	0-0	.000	0	0	0	2.3	0	0	1	0	0	0	0	1.5	
at Ole Miss	1/19/16	-	-	-	-	-	-	-	-	-	-	-	-	-	-	-	-	-	-	-	
at Tennessee	1/23/16	-	-	-	-	-	-	-	-	-	-	-	-	-	-	-	-	-	-	-	
Mississippi State	1/26/16	-	-	-	-	-	-	-	-	-	-	-	-	-	-	-	-	-	-	-	
Alabama	1/30/16	-	-	-	-	-	-	-	-	-	-	-	-	-	-	-	-	-	-	-	
at Georgia	2/2/16	-	-	-	-	-	-	-	-	-	-	-	-	-	-	-	-	-	-	-	
Texas A&M	2/6/16	-	-	-	-	-	-	-	-	-	-	-	-	-	-	-	-	-	-	-	
LSU	2/10/16	-	-	-	-	-	-	-	-	-	-	-	-	-	-	-	-	-	-	-	
Kentucky	2/13/16	-	-	-	-	-	-	-	-	-	-	-	-	-	-	-	-	-	-	-	
at Missouri	2/16/16	-	-	-	-	-	-	-	-	-	-	-	-	-	-	-	-	-	-	-	
Florida	2/20/16	-	-	-	-	-	-	-	-	-	-	-	-	-	-	-	-	-	-	-	
Tennessee	2/24/16	-	-	-	-	-	-	-	-	-	-	-	-	-	-	-	-	-	-	-	
at Mississippi State	2/27/16	-	-	-	-	-	-	-	-	-	-	-	-	-	-	-	-	-	-	-	
Georgia	3/3/16	-	-	-	-	-	-	-	-	-	-	-	-	-	-	-	-	-	-	-	
at Arkansas	3/5/16	-	-	-	-	-	-	-	-	-	-	-	-	-	-	-	-	-	-	-	

CAREER STATISTICS

Season	GP-GS	Min	Avg	FG	FGA	Pct	3FG	3FGA	Pct	FT	FTA	Pct	Off	Def	Tot	Avg	PF	FO	Ast	TO	Blk	Stl	Pts	Avg
2015-16	15-0	119	7.9	12	18	.667	0	0	.000	0	10	.000	11	26	37	2.5	20	0	3	11	2	1	24	1.6

CAREER SEC STATISTICS

Season	GP-GS	Min	Avg	FG	FGA	Pct	3FG	3FGA	Pct	FT	FTA	Pct	Off	Def	Tot	Avg	PF	FO	Ast	TO	Blk	Stl	Pts	Avg
2016	3-0	9	3.0	1	2	.500	0	0	.000	0	0	.000	1	4	5	1.7	0	0	0	1	0	0	2	0.7



#2 RAYMOND DOBY

FRESHMAN | FORWARD | 6'6" | 233 | HS

CAHOKIA, ILL./MONTROSE CHRISTIAN SCHOOL

SEASON NOTABLES

- 3-star prospect who will provide size and athleticism in the front court
- Collected one steal and one rebound in exhibition vs. Allen
- Played four minutes against Western Carolina, recording his first career block
- Played three minutes vs. Drexel
- Scored eight points with four rebounds in just seven minutes of playing time vs. Francis Marion
- Made his SEC debut at Alabama, hitting both field goals in four minutes of action

DOBY'S SEASON HIGHS

Points

8, vs. Francis Marion (Dec. 30, 2015)

Field Goals

2, twice, last at Alabama (Jan. 13, 2016)

Field Goal Attempts

5, vs. Francis Marion (Dec. 30, 2015)

3-Point Field Goals

-

3-Point Field Goal Attempts

-

Free Throws

4, vs. Francis Marion (Dec. 30, 2015)

Free Throw Attempts

8, vs. Francis Marion (Dec. 30, 2015)

Rebounds

4, vs. Francis Marion (Dec. 30, 2015)

Assists

-

Blocks

1, vs. Western Carolina (Nov. 30, 2015)

Steals

-

Minutes Played

7, vs. Francis Marion (Dec. 30, 2015)

2015-16

Opponent	Date	GS	Min	FG-FGA	Pct	3FG-FGA	Pct	FT-FTA	Pct	Off	Def	Tot	Avg	PF	FO	A	TO	Blk	Stl	Pts	Avg
Norfolk State	11/14/15	-	-	-	-	-	-	-	-	-DNP - Coach's Decision	-	-	-	-	-	-	-	-	-	-	-
Oral Roberts	11/16/15	1	0-0	.000	0-0	.000	0-0	.000	0	0	0	0.0	1	0	0	0	0	0	0	0	0.0
vs. DePaul	11/20/15	1	0-0	.000	0-0	.000	0-0	.000	0	0	0	0.0	3	0	0	0	0	0	0	0	0.0
vs. Hofstra	11/22/15	-	-	-	-	-	-	-	-	-DNP - Coach's Decision	-	-	-	-	-	-	-	-	-	-	-
vs. Tulsa	11/23/15	-	-	-	-	-	-	-	-	-DNP - Coach's Decision	-	-	-	-	-	-	-	-	-	-	-
Lipscomb	11/27/15	2	0-1	.000	0-0	.000	0-0	.000	0	1	1	0.3	0	0	0	0	0	0	0	0	0.0
Western Carolina	11/30/15	4	0-0	.000	0-0	.000	0-0	.000	0	0	0	0.3	0	0	0	0	0	1	0	0	0.0
USF	12/5/15	-	-	-	-	-	-	-	-	-DNP - Back Spasms-	-	-	-	-	-	-	-	-	-	-	-
Drexel	12/15/15	3	0-0	.000	0-0	.000	0-0	.000	0	0	0	0.2	0	0	0	1	0	0	0	0	0.0
at Clemson	12/18/15	-	-	-	-	-	-	-	-	-DNP - Coach's Decision	-	-	-	-	-	-	-	-	-	-	-
vs. St. John's	12/22/15	-	-	-	-	-	-	-	-	-DNP - Coach's Decision	-	-	-	-	-	-	-	-	-	-	-
Francis Marion	12/30/15	7	2-5	.400	0-0	.000	4-8	.500	3	1	4	0.8	0	0	0	0	0	0	0	8	1.3
Memphis	1/2/16	-	-	-	-	-	-	-	-	-DNP - Coach's Decision	-	-	-	-	-	-	-	-	-	-	-
at Auburn	1/5/16	-	-	-	-	-	-	-	-	-DNP - Coach's Decision	-	-	-	-	-	-	-	-	-	-	-
Vanderbilt	1/9/16	-	-	-	-	-	-	-	-	-DNP - Coach's Decision	-	-	-	-	-	-	-	-	-	-	-
at Alabama	1/13/16	4	2-2	1.000	0-0	.000	0-0	.000	0	0	0	0.7	0	0	0	0	0	0	0	4	1.7
Missouri	1/16/16	-	-	-	-	-	-	-	-	-DNP - Coach's Decision	-	-	-	-	-	-	-	-	-	-	-
at Ole Miss	1/19/16	-	-	-	-	-	-	-	-	-DNP - Coach's Decision	-	-	-	-	-	-	-	-	-	-	-
at Tennessee	1/23/16	-	-	-	-	-	-	-	-	-	-	-	-	-	-	-	-	-	-	-	-
Mississippi State	1/26/16	-	-	-	-	-	-	-	-	-	-	-	-	-	-	-	-	-	-	-	-
Alabama	1/30/16	-	-	-	-	-	-	-	-	-	-	-	-	-	-	-	-	-	-	-	-
at Georgia	2/2/16	-	-	-	-	-	-	-	-	-	-	-	-	-	-	-	-	-	-	-	-
Texas A&M	2/6/16	-	-	-	-	-	-	-	-	-	-	-	-	-	-	-	-	-	-	-	-
LSU	2/10/16	-	-	-	-	-	-	-	-	-	-	-	-	-	-	-	-	-	-	-	-
Kentucky	2/13/16	-	-	-	-	-	-	-	-	-	-	-	-	-	-	-	-	-	-	-	-
at Missouri	2/16/16	-	-	-	-	-	-	-	-	-	-	-	-	-	-	-	-	-	-	-	-
Florida	2/20/16	-	-	-	-	-	-	-	-	-	-	-	-	-	-	-	-	-	-	-	-
Tennessee	2/24/16	-	-	-	-	-	-	-	-	-	-	-	-	-	-	-	-	-	-	-	-
at Mississippi State	2/27/16	-	-	-	-	-	-	-	-	-	-	-	-	-	-	-	-	-	-	-	-
Georgia	3/3/16	-	-	-	-	-	-	-	-	-	-	-	-	-	-	-	-	-	-	-	-
at Arkansas	3/5/16	-	-	-	-	-	-	-	-	-	-	-	-	-	-	-	-	-	-	-	-

CAREER STATISTICS

Season	GP-GS	Min	Avg	FG	FGA	Pct	3FG	3FGA	Pct	FT	FTA	Pct	Off	Def	Tot	Avg	PF	FO	Ast	TO	Blk	Stl	Pts	Avg
2015-16	7-0	22	3.1	4	8	.500	0	0	.000	4	8	.500	3	2	5	0.7	4	0	0	2	1	0	12	1.7

CAREER SEC STATISTICS

Season	GP-GS	Min	Avg	FG	FGA	Pct	3FG	3FGA	Pct	FT	FTA	Pct	Off	Def	Tot	Avg	PF	FO	Ast	TO	Blk	Stl	Pts	Avg
2016	1-0	4	4.0	2	2	1.000	0	0	.000	0	0	.000	0	0	0	0.0	0	0	0	0	0	0	4	4.0



#15 PJ DOZIER

FRESHMAN | GUARD | 6'6" | 200 | HS

COLUMBIA, S.C./SPRING VALLEY

SEASON NOTABLES

- Highly-touted recruit and noted as one of the top point guards in the nation in his class
- Rated as the No. 19 overall prospect by ESPN.com
- 2015 McDonald's All-American and 2014-15 Gatorade Player of the Year in the State of South Carolina
- Dished four assists with two steals, seven points and seven rebounds in exhibition vs. Allen
- Earned the start in first-career game vs. Norfolk State, scored seven points with three assists, four rebounds and three steals in 21 minutes
- Seven points, with two rebounds and two steals in win vs. DePaul
- Best game of the season to date with 12 points and nine rebounds in 26 minutes vs. Hofstra
- Eight points with four assists in Paradise Jam Championship vs. Tulsa
- Scored 11 points and dished a season high five assists with six rebounds and a pair of steals vs. Lipscomb
- Picked up four steals to go with 12 points in 26 minutes against USF
- Led the team with 16 points, ten coming from the free throw line, in 24 minutes of action vs. Drexel
- Had his most efficient night of shooting as a Gamecock, scoring 13 points on 5-of-8 shooting vs. Clemson
- Double figures for first time since Clemson contest with 11 in win vs. Missouri, also 7 rebounds

DOZIER'S SEASON HIGHS

Points

16, vs. Drexel (Dec. 15, 2015)

Field Goals

5, 3x, last at Clemson (Dec. 18, 2015)

Field Goal Attempts

12, vs. USF (Dec. 5, 2015)

3-Point Field Goals

2, vs. Hofstra (Nov. 22, 2015)

3-Point Field Goal Attempts

4, twice, last vs. Francis Marion (Dec. 30, 2015)

Free Throws

10, vs. Drexel (Dec. 15, 2015)

Free Throw Attempts

16, vs. Drexel (Dec. 15, 2015)

Rebounds

9, vs. Hofstra (Nov. 22, 2015)

Assists

5, twice, last at Auburn (Jan. 5, 2016)

Blocks

2, vs. Oral Roberts (Nov. 16, 2015)

Steals

5, vs. Francis Marion (Dec. 30, 2015)

Minutes Played

27, at Clemson (Dec. 18, 2015)

2015-16

Opponent	Date	GS	Min	FG-FGA	Pct	3FG-FGA	Pct	FT-FTA	Pct	Off	Def	Tot	Avg	PF	FO	A	TO	Blk	Stl	Pts	Avg
Norfolk State	11/14/15	*	21	3-7	.428	1-2	.500	0-2	.000	1	3	4	4.0	3	0	3	1	0	3	7	7.0
Oral Roberts	11/16/15	*	12	0-3	.000	0-1	.000	0-0	.000	0	2	2	3.0	2	0	2	1	2	1	0	3.5
vs. DePaul	11/20/15	*	14	3-6	.500	0-0	.000	1-2	.500	1	1	2	2.7	2	0	0	2	0	2	7	4.7
vs. Hofstra	11/22/15	*	26	5-10	.500	2-2	1.000	0-1	.000	4	5	9	4.3	3	0	2	3	0	0	12	6.5
vs. Tulsa	11/23/15	*	17	3-6	.500	2-4	.500	0-0	.000	0	4	4	4.2	4	0	4	2	1	0	8	6.8
Lipscomb	11/27/15	*	23	5-11	.454	1-3	.333	0-2	.000	2	4	6	4.5	2	0	5	4	1	2	11	7.5
Western Carolina	11/30/15	*	12	0-3	.000	0-1	.000	0-0	.000	1	2	3	4.3	3	0	0	2	0	0	0	6.4
USF	12/5/15	*	26	4-12	.333	0-1	.000	4-6	.667	0	1	1	3.9	2	0	2	2	1	4	12	7.1
Drexel	12/15/15	*	24	3-6	.500	0-0	.000	10-16	.625	0	4	4	3.9	0	0	3	1	0	0	16	8.1
at Clemson	12/18/15	*	27	5-8	.625	1-1	1.000	2-3	.667	1	5	6	4.1	2	0	1	2	0	1	13	8.6
vs. St. John's	12/22/15	*	24	3-11	.273	0-1	.000	0-0	.000	0	3	3	4.0	2	0	1	3	1	2	6	8.4
Francis Marion	12/30/15	*	22	3-8	.375	0-4	.000	0-0	.000	0	1	1	3.8	3	0	1	2	1	5	6	8.2
Memphis	1/2/16	*	15	3-7	.429	0-1	.000	1-3	.333	0	2	2	3.6	3	0	0	2	0	0	7	8.1
at Auburn	1/5/16	*	15	2-5	.400	0-2	.000	0-0	.000	2	2	4	3.6	0	0	5	6	0	1	4	7.8
Vanderbilt	1/9/16	*	21	4-9	.444	0-0	.000	1-2	.500	0	3	3	3.6	3	0	0	3	0	0	9	7.9
at Alabama	1/13/16	*	15	0-5	.000	0-1	.000	0-0	.000	1	0	1	3.4	5	1	0	4	0	0	0	7.4
Missouri	1/16/16	*	24	4-9	.444	0-1	.000	3-4	.750	2	5	7	3.6	3	0	1	4	0	1	11	7.6
at Ole Miss	1/19/16	*	19	2-7	.286	0-3	.000	2-6	.333	1	3	4	3.7	2	0	3	4	1	0	6	7.5
at Tennessee	1/23/16																				
Mississippi State	1/26/16																				
Alabama	1/30/16																				
at Georgia	2/2/16																				
Texas A&M	2/6/16																				
LSU	2/10/16																				
Kentucky	2/13/16																				
at Missouri	2/16/16																				
Florida	2/20/16																				
Tennessee	2/24/16																				
at Mississippi State	2/27/16																				
Georgia	3/3/16																				
at Arkansas	3/5/16																				

CAREER STATISTICS

Season	GP-GS	Min	Avg	FG	FGA	Pct	3FG	3FGA	Pct	FT	FTA	Pct	Off	Def	Tot	Avg	PF	FO	Ast	TO	Blk	Stl	Pts	Avg
2015-16	18-18	357	19.8	52	133	.391	7	28	.250	24	47	.511	16	50	66	3.7	44	1	33	48	8	22	135	7.5

CAREER SEC STATISTICS

Season	GP-GS	Min	Avg	FG	FGA	Pct	3FG	3FGA	Pct	FT	FTA	Pct	Off	Def	Tot	Avg	PF	FO	Ast	TO	Blk	Stl	Pts	Avg
2016	5-5	94	18.8	12	35	.343	0	7	.000	6	12	.500	6	13	19	3.8	13	1	9	21	1	2	30	6.0



#4 JAMALL GREGORY

FRESHMAN | GUARD | 6'2" | 202 | HS

WASHINGTON, D.C./COOLIDGE

SEASON NOTABLES

- Very athletic guard who averaged 21 points per game during his senior season of high school
- Dished three assists in exhibition win vs. Allen
- Showed off his leaping ability to score his first points as a Gamecock, adding a pair of rebounds in a win over Western Carolina
- Played three minutes vs. Drexel, hitting a free throw and passing out his first collegiate assist
- Scored six points with three rebounds and three assists against Francis Marion
- Played three minutes in the first half of the team's win over Memphis, hitting his lone field goal attempt
- Was the team's sparkplug off the bench at Alabama, scoring eight points in the second half
- Played a major role in the team's comeback at Ole Miss, playing 18 minutes and scoring four points with five rebounds, including a Sportscenter Top 10 dunk

GREGORY'S SEASON HIGHS

Points

8, at Alabama (Jan. 13, 2016)

Field Goals

3, at Alabama (Jan. 13, 2016)

Field Goal Attempts

6, vs. Francis Marion (Dec. 30, 2015)

3-Point Field Goals

1, twice, last at Alabama (Jan. 13, 2016)

3-Point Field Goal Attempts

4, vs. Francis Marion (Dec. 30, 2015)

Free Throws

2, at Ole Miss (Jan. 19, 2016)

Free Throw Attempts

3, at Alabama (Jan. 13, 2016)

Rebounds

5, at Ole Miss (Jan. 19, 2016)

Assists

3, vs. Francis Marion (Dec. 30, 2015)

Blocks

-

Steals

1, twice, last vs. Francis Marion (Dec. 30, 2015)

Minutes Played

18, at Ole Miss (Jan. 19, 2016)

2015-16


Opponent	Date	GS	Min	FG-FGA	Pct	3FG-FGA	Pct	FT-FTA	Pct	Off	Def	Tot	Avg	PF	FO	A	TO	Blk	Stl	Pts	Avg
Norfolk State	11/14/15	-	-	-	-	-	-	-	-	-DNP - Coach's Decision	-	-	-	-	-	-	-	-	-	-	-
Oral Roberts	11/16/15	1	0-0	.000	0-0	.000	0-0	.000	0	1	1	1.0	0	0	0	0	0	0	0	0	0.0
vs. DePaul	11/20/15	1	0-0	.000	0-0	.000	0-0	.000	0	0	0	0.5	0	0	0	0	0	0	0	0	0.0
vs. Hofstra	11/22/15	-	-	-	-	-	-	-	-	-DNP - Coach's Decision	-	-	-	-	-	-	-	-	-	-	-
vs. Tulsa	11/23/15	-	-	-	-	-	-	-	-	-DNP - Coach's Decision	-	-	-	-	-	-	-	-	-	-	-
Lipscomb	11/27/15	2	0-0	.000	0-0	.000	0-0	.000	0	0	0	0.3	1	0	0	1	0	0	0	0	0.0
Western Carolina	11/30/15	7	1-2	.500	0-0	.000	0-0	.000	1	2	0.8	0	0	0	2	0	0	0	2	0.5	
USF	12/5/15	-	-	-	-	-	-	-	-	-	-	-	-	-	-	-	-	-	-	-	-
Drexel	12/15/15	3	0-0	.000	0-0	.00	1-2	.500	0	1	1	0.6	0	0	1	0	0	1	1	0.6	
at Clemson	12/18/15	-	-	-	-	-	-	-	-	-DNP - Coach's Decision	-	-	-	-	-	-	-	-	-	-	-
vs. St. John's	12/22/15	-	-	-	-	-	-	-	-	-DNP - Coach's Decision	-	-	-	-	-	-	-	-	-	-	-
Francis Marion	12/30/15	14	2-6	.333	1-4	.250	1-2	.500	1	2	3	1.0	1	0	3	0	0	1	6	1.5	
Memphis	1/2/16	3	1-1	1.000	0-0	.000	0-0	.000	0	1	1	1.0	2	0	0	0	0	0	2	1.6	
at Auburn	1/5/16	-	-	-	-	-	-	-	-	-DNP - Coach's Decision	-	-	-	-	-	-	-	-	-	-	-
Vanderbilt	1/9/16	-	-	-	-	-	-	-	-	-DNP - Coach's Decision	-	-	-	-	-	-	-	-	-	-	-
at Alabama	1/13/16	9	3-3	1.000	1-1	1.000	1-3	.333	0	0	0.9	2	0	1	0	0	0	0	8	2.4	
Missouri	1/16/16	-	-	-	-	-	-	-	-	-DNP - Coach's Decision	-	-	-	-	-	-	-	-	-	-	-
at Ole Miss	1/19/16	18	1-1	1.000	0-0	.000	2-2	1.000	0	5	5	1.3	4	0	2	0	0	0	4	2.6	
at Tennessee	1/23/16	-	-	-	-	-	-	-	-	-	-	-	-	-	-	-	-	-	-	-	-
Mississippi State	1/26/16	-	-	-	-	-	-	-	-	-	-	-	-	-	-	-	-	-	-	-	-
Alabama	1/30/16	-	-	-	-	-	-	-	-	-	-	-	-	-	-	-	-	-	-	-	-
at Georgia	2/2/16	-	-	-	-	-	-	-	-	-	-	-	-	-	-	-	-	-	-	-	-
Texas A&M	2/6/16	-	-	-	-	-	-	-	-	-	-	-	-	-	-	-	-	-	-	-	-
LSU	2/10/16	-	-	-	-	-	-	-	-	-	-	-	-	-	-	-	-	-	-	-	-
Kentucky	2/13/16	-	-	-	-	-	-	-	-	-	-	-	-	-	-	-	-	-	-	-	-
at Missouri	2/16/16	-	-	-	-	-	-	-	-	-	-	-	-	-	-	-	-	-	-	-	-
Florida	2/20/16	-	-	-	-	-	-	-	-	-	-	-	-	-	-	-	-	-	-	-	-
Tennessee	2/24/16	-	-	-	-	-	-	-	-	-	-	-	-	-	-	-	-	-	-	-	-
at Mississippi State	2/27/16	-	-	-	-	-	-	-	-	-	-	-	-	-	-	-	-	-	-	-	-
Georgia	3/3/16	-	-	-	-	-	-	-	-	-	-	-	-	-	-	-	-	-	-	-	-
at Arkansas	3/5/16	-	-	-	-	-	-	-	-	-	-	-	-	-	-	-	-	-	-	-	-

CAREER STATISTICS

Season	GP-GS	Min	Avg	FG	FGA	Pct	3FG	3FGA	Pct	FT	FTA	Pct	Off	Def	Tot	Avg	PF	FO	Ast	TO	Blk	Stl	Pts	Avg
2015-16	9-0	58	6.4	8	13	.615	2	5	.400	5	9	.556	2	10	12	1.3	9	0	7	2	0	2	23	2.6

CAREER SEC STATISTICS

Season	GP-GS	Min	Avg	FG	FGA	Pct	3FG	3FGA	Pct	FT	FTA	Pct	Off	Def	Tot	Avg	PF	FO	Ast	TO	Blk	Stl	Pts	Avg
2016	2-0	27	13.5	4	4	1.000	1	1	1.000	3	5	.600	0	5	5	2.5	6	0	3	0	0	0	12	6.0



#31 JARRELL HOLLIMAN

R-SOPHOMORE | FORWARD | 6'7" | 200 | HS

ALPHARETTA, GA./ALPHARETTA/ELMHURST COLLEGE

SEASON NOTABLES

- Walk-on transfer from Elmhurst College
- Saw action in two games at Elmhurst
- Scored two points and collected one steal in exhibition vs. Allen
- Played two minutes against Western Carolina
- Saw time in the team's win over Francis Marion

HOLLIMAN'S SEASON HIGHS

Points

-

Field Goals

-

Field Goal Attempts

-

3-Point Field Goals

-

3-Point Field Goal Attempts

-

Free Throws

-

Free Throw Attempts

-

Rebounds

-

Assists

-

Blocks

-

Steals

-

Minutes Played

2, twice, last vs. Francis Marion (Dec. 30, 2015)

2015-16

Opponent	Date	GS	Min	FG-FGA	Pct	3FG-FGA	Pct	FT-FTA	Pct	Off	Def	Tot	Avg	PF	FO	A	TO	Blk	Stl	Pts	Avg
Norfolk State	11/14/15	-	-	-	-	-	-	-	-	-DNP - Coach's Decision	-	-	-	-	-	-	-	-	-	-	-
Oral Roberts	11/16/15	1	0-0	.000	0-0	.000	0-0	.000	0	0	0	0.0	0	0	0	0	0	0	0	0	0.0
vs. DePaul	11/20/15	-	-	-	-	-	-	-	-	-DNP - Coach's Decision	-	-	-	-	-	-	-	-	-	-	-
vs. Hofstra	11/22/15	-	-	-	-	-	-	-	-	-DNP - Coach's Decision	-	-	-	-	-	-	-	-	-	-	-
vs. Tulsa	11/23/15	-	-	-	-	-	-	-	-	-DNP - Coach's Decision	-	-	-	-	-	-	-	-	-	-	-
Lipscomb	11/27/15	-	-	-	-	-	-	-	-	-DNP - Coach's Decision	-	-	-	-	-	-	-	-	-	-	-
Western Carolina	11/30/15	2	0-0	.000	0-0	.000	0-0	.000	0	0	0	0.0	0	0	0	1	0	0	0	0	0.0
USF	12/5/15	-	-	-	-	-	-	-	-	-DNP - Coach's Decision	-	-	-	-	-	-	-	-	-	-	-
Drexel	12/15/15	-	-	-	-	-	-	-	-	-DNP - Coach's Decision	-	-	-	-	-	-	-	-	-	-	-
at Clemson	12/18/15	-	-	-	-	-	-	-	-	-DNP - Coach's Decision	-	-	-	-	-	-	-	-	-	-	-
vs. St. John's	12/22/15	-	-	-	-	-	-	-	-	-DNP - Coach's Decision	-	-	-	-	-	-	-	-	-	-	-
Francis Marion	12/30/15	2	0-0	.000	0-0	.000	0-0	.000	0	0	0	0.0	0	0	0	0	0	0	0	0	0.0
Memphis	1/2/16	-	-	-	-	-	-	-	-	-DNP - Coach's Decision	-	-	-	-	-	-	-	-	-	-	-
at Auburn	1/5/16	-	-	-	-	-	-	-	-	-DNP - Coach's Decision	-	-	-	-	-	-	-	-	-	-	-
Vanderbilt	1/9/16	-	-	-	-	-	-	-	-	-DNP - Coach's Decision	-	-	-	-	-	-	-	-	-	-	-
at Alabama	1/13/16	-	-	-	-	-	-	-	-	-DNP - Coach's Decision	-	-	-	-	-	-	-	-	-	-	-
Missouri	1/16/16	-	-	-	-	-	-	-	-	-DNP - Coach's Decision	-	-	-	-	-	-	-	-	-	-	-
at Ole Miss	1/19/16	-	-	-	-	-	-	-	-	-DNP - Coach's Decision	-	-	-	-	-	-	-	-	-	-	-
at Tennessee	1/23/16	-	-	-	-	-	-	-	-	-	-	-	-	-	-	-	-	-	-	-	-
Mississippi State	1/26/16	-	-	-	-	-	-	-	-	-	-	-	-	-	-	-	-	-	-	-	-
Alabama	1/30/16	-	-	-	-	-	-	-	-	-	-	-	-	-	-	-	-	-	-	-	-
at Georgia	2/2/16	-	-	-	-	-	-	-	-	-	-	-	-	-	-	-	-	-	-	-	-
Texas A&M	2/6/16	-	-	-	-	-	-	-	-	-	-	-	-	-	-	-	-	-	-	-	-
LSU	2/10/16	-	-	-	-	-	-	-	-	-	-	-	-	-	-	-	-	-	-	-	-
Kentucky	2/13/16	-	-	-	-	-	-	-	-	-	-	-	-	-	-	-	-	-	-	-	-
at Missouri	2/16/16	-	-	-	-	-	-	-	-	-	-	-	-	-	-	-	-	-	-	-	-
Florida	2/20/16	-	-	-	-	-	-	-	-	-	-	-	-	-	-	-	-	-	-	-	-
Tennessee	2/24/16	-	-	-	-	-	-	-	-	-	-	-	-	-	-	-	-	-	-	-	-
at Mississippi State	2/27/16	-	-	-	-	-	-	-	-	-	-	-	-	-	-	-	-	-	-	-	-
Georgia	3/3/16	-	-	-	-	-	-	-	-	-	-	-	-	-	-	-	-	-	-	-	-
at Arkansas	3/5/16	-	-	-	-	-	-	-	-	-	-	-	-	-	-	-	-	-	-	-	-

CAREER STATISTICS

Season	GP-GS	Min	Avg	FG	FGA	Pct	3FG	3FGA	Pct	FT	FTA	Pct	Off	Def	Tot	Avg	PF	FO	Ast	TO	Blk	Stl	Pts	Avg
2015-16	3-0	5	1.7	0	0	.000	0	0	.000	0	0	.000	0	0	0	0.0	0	0	0	1	0	0	0	0.0

CAREER SEC STATISTICS

Season	GP-GS	Min	Avg	FG	FGA	Pct	3FG	3FGA	Pct	FT	FTA	Pct	Off	Def	Tot	Avg	PF	FO	Ast	TO	Blk	Stl	Pts	Avg
2016																								



#21 JOHN RAGIN

FRESHMAN | GUARD | 6'2" | 177 | HS
EASTOVER, S.C./CARDINAL NEWMAN

SEASON NOTABLES

- Walk-on from Cardinal Newman High School in Columbia
- Named all-state, all-region, all-conference during his senior season of high school
- Collected two rebounds in exhibition vs. Allen
- Saw his first playing time of the regular season in a win over Western Carolina
- Played down the stretch against USF
- Scored his first collegiate points in the win over Francis Marion
- Made his SEC debut at Alabama

RAGIN'S SEASON HIGHS

Points

2, vs. Francis Marion (Dec. 30, 2015)

Field Goals

1, vs. Francis Marion (Dec. 30, 2015)

Field Goal Attempts

1, 3x, last vs. Francis Marion (Dec. 30, 2015)

3-Point Field Goals

-

3-Point Field Goal Attempts

1, vs. USF (Dec. 5, 2015)

Free Throws

-

Free Throw Attempts

-

Rebounds

1, vs. Western Carolina (Nov. 30, 2015)

Assists

-

Blocks

-

Steals

-

Minutes Played

2, 4x, last at Alabama (Jan. 13, 2016)

2015-16

Opponent	Date	GS	Min	FG-FGA	Pct	3FG-FGA	Pct	FT-FTA	Pct	Off	Def	Tot	Avg	PF	FO	A	TO	Blk	Stl	Pts	Avg
Norfolk State	11/14/15	-	-	-	-	-	-	-	-	-	-	-	-	-	-	-	-	-	-	-	-
Oral Roberts	11/16/15	-	-	-	-	-	-	-	-	-	-	-	-	-	-	-	-	-	-	-	-
vs. DePaul	11/20/15	-	-	-	-	-	-	-	-	-	-	-	-	-	-	-	-	-	-	-	-
vs. Hofstra	11/22/15	-	-	-	-	-	-	-	-	-	-	-	-	-	-	-	-	-	-	-	-
vs. Tulsa	11/23/15	-	-	-	-	-	-	-	-	-	-	-	-	-	-	-	-	-	-	-	-
Lipscomb	11/27/15	-	-	-	-	-	-	-	-	-	-	-	-	-	-	-	-	-	-	-	-
Western Carolina	11/30/15	2	0-1	.000	0-0	.000	0-0	.000	0	1	1	1.0	0	0	0	0	0	0	0	0	0.0
USF	12/5/15	2	0-1	.000	0-1	.000	0-0	.000	0	0	0	0.5	0	0	0	0	0	0	0	0	0.0
Drexel	12/15/15	-	-	-	-	-	-	-	-	-	-	-	-	-	-	-	-	-	-	-	-
at Clemson	12/18/15	-	-	-	-	-	-	-	-	-	-	-	-	-	-	-	-	-	-	-	-
vs. St. John's	12/22/15	-	-	-	-	-	-	-	-	-	-	-	-	-	-	-	-	-	-	-	-
Francis Marion	12/30/15	2	1-1	1.000	0-0	.000	0-0	.000	0	0	0	0.3	0	0	0	0	0	0	0	2	0.7
Memphis	1/2/16	-	-	-	-	-	-	-	-	-	-	-	-	-	-	-	-	-	-	-	-
at Auburn	1/5/16	-	-	-	-	-	-	-	-	-	-	-	-	-	-	-	-	-	-	-	-
Vanderbilt	1/9/16	-	-	-	-	-	-	-	-	-	-	-	-	-	-	-	-	-	-	-	-
at Alabama	1/13/16	2	0-0	.000	0-0	.000	0-0	.000	0	0	0	0.3	0	0	0	0	0	0	0	0	0.5
Missouri	1/16/16	-	-	-	-	-	-	-	-	-	-	-	-	-	-	-	-	-	-	-	-
at Ole Miss	1/19/16	-	-	-	-	-	-	-	-	-	-	-	-	-	-	-	-	-	-	-	-
at Tennessee	1/23/16	-	-	-	-	-	-	-	-	-	-	-	-	-	-	-	-	-	-	-	-
Mississippi State	1/26/16	-	-	-	-	-	-	-	-	-	-	-	-	-	-	-	-	-	-	-	-
Alabama	1/30/16	-	-	-	-	-	-	-	-	-	-	-	-	-	-	-	-	-	-	-	-
at Georgia	2/2/16	-	-	-	-	-	-	-	-	-	-	-	-	-	-	-	-	-	-	-	-
Texas A&M	2/6/16	-	-	-	-	-	-	-	-	-	-	-	-	-	-	-	-	-	-	-	-
LSU	2/10/16	-	-	-	-	-	-	-	-	-	-	-	-	-	-	-	-	-	-	-	-
Kentucky	2/13/16	-	-	-	-	-	-	-	-	-	-	-	-	-	-	-	-	-	-	-	-
at Missouri	2/16/16	-	-	-	-	-	-	-	-	-	-	-	-	-	-	-	-	-	-	-	-
Florida	2/20/16	-	-	-	-	-	-	-	-	-	-	-	-	-	-	-	-	-	-	-	-
Tennessee	2/24/16	-	-	-	-	-	-	-	-	-	-	-	-	-	-	-	-	-	-	-	-
at Mississippi State	2/27/16	-	-	-	-	-	-	-	-	-	-	-	-	-	-	-	-	-	-	-	-
Georgia	3/3/16	-	-	-	-	-	-	-	-	-	-	-	-	-	-	-	-	-	-	-	-
at Arkansas	3/5/16	-	-	-	-	-	-	-	-	-	-	-	-	-	-	-	-	-	-	-	-

CAREER STATISTICS

Season	GP-GS	Min	Avg	FG	FGA	Pct	3FG	3FGA	Pct	FT	FIA	Pct	Off	Def	Tot	Avg	PF	FO	Ast	TO	Blk	Stl	Pts	Avg
2015-16	4-0	8	2.0	1	3	.333	0	1	.000	0	0	.000	0	1	1	0.3	0	0	0	0	0	0	2	0.5

CAREER SEC STATISTICS

Season	GP-GS	Min	Avg	FG	FGA	Pct	3FG	3FGA	Pct	FT	FIA	Pct	Off	Def	Tot	Avg	PF	FO	Ast	TO	Blk	Stl	Pts	Avg
2016	1-0	2	2.0	0	0	.000	0	0	.000	0	0	.000	0	0	0	0.0	0	0	0	0	0	0	0	0.0



#30 CHRIS SILVA

FRESHMAN | FORWARD | 6'9" | 220 | HS

LIBREVILLE, GABON/ROSELLE (N.J.)

SEASON NOTABLES

- Has only been playing organized basketball for a few years
- Native of Gabon, who played high school basketball in the United States
- Extremely athletic
- A four-star prospect by several outlets, including ESPN.com
- Earned the start in exhibition win vs. Allen, scoring seven points and pulling down 10 rebounds
- Scored 12 points and pulled down a game high nine rebounds, including five on the offensive glass, in first-career game vs. Norfolk State
- Scored four points, with one block and two rebounds vs. DePaul
- Scored 7 points with a 5-of-6 effort from the foul line in win vs. Hofstra
- Matched season high with 12 points off the bench vs. Lipscomb, also pulling down a team best seven rebounds and blocking two shots
- Pulled down 11 rebounds against Western Carolina, coming just one point shy of his first career double-double
- Blocked a season-high three shots and added four rebounds in 16 minutes against USF
- Played a season-high 30 minutes vs. Drexel, with a pair of highlight-reel blocks, nine points and seven rebounds
- Scored a season-high 13 points with six rebounds and three blocks in 19 minutes of action vs. Francis Marion
- Scored six points with seven rebounds in just 13 minutes of playing time against Memphis
- Pulled down three rebounds with nine points in win vs. Missouri

SILVA'S SEASON HIGHS

Points

13, vs. Francis Marion (Dec. 30, 2015)

Field Goals

5, vs. Francis Marion (Dec. 30, 2015)

Field Goal Attempts

8, vs. Memphis (Jan. 2, 2016)

3-Point Field Goals

-

3-Point Field Goal Attempts

-

Free Throws

8, vs. Norfolk State (Nov. 14, 2015)

Free Throw Attempts

12, vs. Norfolk State (Nov. 14, 2015)

Rebounds

11, vs. Western Carolina (Nov. 30, 2015)

Assists

1, 3x, last vs. Francis Marion (Dec. 30, 2015)

Blocks

3, twice, last vs. Francis Marion (Dec. 30, 2015)

Steals

2, twice, last vs. Francis Marion (Dec. 30, 2015)

Minutes Played

30, vs. Drexel (Dec. 15, 2015)

2015-16

Opponent	Date	GS	Min	FG-FGA	Pct	3FG-FGA	Pct	FT-FTA	Pct	Off	Def	Tot	Avg	PF	FO	A	TO	Blk	Stl	Pts	Avg
Norfolk State	11/14/15		24	2-5	.400	0-0	.000	8-12	.667	5	4	9	9.0	3	0	0	3	2	1	12	12.0
Oral Roberts	11/16/15		6	1-2	.500	0-0	.000	0-2	.000	1	2	3	6.0	4	0	0	0	0	0	2	7.0
vs. DePaul	11/20/15		10	1-3	.333	0-0	.000	2-4	.500	0	2	2	4.7	4	0	0	1	1	0	4	6.0
vs. Hofstra	11/22/15		11	1-5	.200	0-0	.000	5-6	.833	3	0	3	4.3	2	0	0	2	0	0	7	6.3
vs. Tulsa	11/23/15		6	0-2	.000	0-0	.000	0-0	.000	0	1	1	3.6	3	0	0	2	0	0	0	5.0
Lipscomb	11/27/15		18	3-4	.750	0-0	.000	6-8	.750	2	5	7	4.2	1	0	1	2	2	0	12	6.2
Western Carolina	11/30/15		15	2-3	.667	0-0	.000	5-10	.500	4	7	11	5.1	2	0	0	1	2	0	9	6.6
USF	12/5/15		16	1-5	.200	0-0	.000	2-4	.500	2	2	4	5.0	4	0	0	0	3	0	4	6.3
Drexel	12/15/15		30	3-5	.600	0-0	.000	3-4	.750	2	5	7	5.2	3	0	1	3	2	2	9	6.6
at Clemson	12/18/15		6	0-0	.000	0-0	.000	0-0	.000	0	1	1	4.8	2	0	0	2	0	1	0	5.9
vs. St. John's	12/22/15		10	1-4	.250	0-0	.000	0-0	.000	2	3	5	4.8	3	0	0	0	0	0	4	5.7
Francis Marion	12/30/15		19	5-7	.714	0-0	.000	3-3	1.000	3	3	6	4.9	5	1	1	2	3	2	13	6.3
Memphis	1/2/16		13	1-8	.125	0-0	.000	4-7	.571	4	3	7	5.1	3	0	0	0	0	0	6	6.3
at Auburn	1/5/16		15	1-2	.500	0-0	.000	0-0	.000	0	3	3	4.9	4	0	0	1	0	0	2	6.0
Vanderbilt	1/9/16		9	0-0	.000	0-0	.000	0-0	.000	0	4	4	4.9	4	0	0	0	0	0	0	5.6
at Alabama	1/13/16		8	0-0	.000	0-0	.000	1-5	.200	1	1	2	4.8	3	0	0	1	1	0	1	5.3
Missouri	1/16/16		11	4-4	1.000	0-0	.000	1-2	.500	3	0	3	4.6	4	0	0	0	0	0	9	5.5
at Ole Miss	1/19/16		7	1-1	1.000	0-0	.000	0-0	.000	0	1	1	4.4	4	0	0	0	0	0	2	5.3
at Tennessee	1/23/16																				
Mississippi State	1/26/16																				
Alabama	1/30/16																				
at Georgia	2/2/16																				
Texas A&M	2/6/16																				
LSU	2/10/16																				
Kentucky	2/13/16																				
at Missouri	2/16/16																				
Florida	2/20/16																				
Tennessee	2/24/16																				
at Mississippi State	2/27/16																				
Georgia	3/3/16																				
at Arkansas	3/5/16																				

CAREER STATISTICS

Season	GP-GS	Min	Avg	FG	FGA	Pct	3FG	3FGA	Pct	FT	FTA	Pct	Off	Def	Tot	Avg	PF	FO	Ast	TO	Blk	Stl	Pts	Avg
2015-16	18-0	234	13.0	27	60	.450	0	0	.000	42	70	.600	32	48	80	4.4	58	1	3	20	16	6	96	5.3

CAREER SEC STATISTICS

Season	GP-GS	Min	Avg	FG	FGA	Pct	3FG	3FGA	Pct	FT	FTA	Pct	Off	Def	Tot	Avg	PF	FO	Ast	TO	Blk	Stl	Pts	Avg
2016	5-0	50	10.0	6	7	.857	0	0	.000	2	7	.286	4	10	14	2.8	19	0	0	2	1	0	14	2.8

THE LAST TIME IN SOUTH CAROLINA BASKETBALL...

AN INDIVIDUAL ...

Scored 20 or more points:	South Carolina: Sindarius Thornwell (22), vs. Missouri, Jan. 16, 2016, in Columbia, S.C. Opponent: Stefan Moody (24), Ole Miss, Jan. 19, 2016, in Oxford, Miss.
Scored 30 or more points:	South Carolina: Brenton Williams (32) at Missouri, Jan. 25, 2014 in Columbia, Mo. Opponent: Obi Emegano (31), Oral Roberts, Nov. 16, 2015 in Columbia, S.C.
Scored 35 or more points:	South Carolina: Brenton Williams (38) vs. Miss. State, March 6, 2013 in Columbia, S.C. Opponent: Michael Frazier II (37), Florida, March 4, 2014 in Columbia, S.C.
Scored 40 or more points:	South Carolina: N/A thru 1992-93 season Opponent: Austin Carr (43), Notre Dame, Dec. 30, 1969 in New Orleans, La.
Collected 20 or more rebounds:	South Carolina: Emmett Hall (23), vs. College of Charleston, Dec. 22, 1993 in Columbia, S.C. Opponent: Ekpe Udoh (20), Baylor, Jan. 2, 2010 in Columbia, S.C.
Collected 15 or more rebounds:	South Carolina: Lakeem Jackson (15), vs. UALR, Nov. 25, 2012 in Puerto Vallarta, Mexico Opponent: Trey James (15), Coker, Dec. 21, 2014 in Columbia, S.C.
Made 12 or more field goals:	South Carolina: Devan Downey (12) vs. Georgia, Jan. 30, 2010 in Columbia, S.C. Opponent: Michael Frazier II (12), Florida, March 4, 2014 in Columbia, S.C.
Made 10 or more field goals:	South Carolina: Duane Notice (10), at Marshall Dec. 1, 2014 in Huntington, W.Va. Opponent: Wes Clark (10), Missouri, Jan. 16, 2016, in Columbia, S.C.
Attempted 20 or more field goals:	South Carolina: Sindarius Thornwell (24), vs. Charlotte Nov. 21, 2014 in Charleston, S.C. Opponent: Michael Frazier II (21), Florida, March 4, 2014 in Columbia, S.C.
Attempted 25 or more field goals:	South Carolina: Devan Downey, 25, at Kentucky, Feb. 25, 2010 in Lexington, Ky. Opponent: Kemmy Burgess (Alaska-Anchorage), 26, Nov. 24, 2005 in Anchorage, Alaska
Dished 10 or more assists:	South Carolina: Devan Downey, 11, vs. LSU, March 13, 2008 in Atlanta, Ga. Opponent: 11, Dee Bost, Mississippi State, Feb. 29, 2012 in Columbia, S.C.
Swiped 5 or more steals:	South Carolina: PJ Dozier, 5 vs. Francis Marion, Dec. 30, 2015 in Columbia, S.C. Opponent: 5, Allen Payne, Auburn, Feb. 26, 2014 in Auburn, Ala.
Blocked 5 or more shots:	South Carolina: Damontre Harris, 5, vs. Georgia, Feb. 15, 2012 in Columbia, S.C. Opponent: Avry Holmes (5), Clemson, Dec. 18, 2015 in Greenville, S.C.
Made 5 or more 3-point field goals:	South Carolina: Sindarius Thornwell (5), at Auburn, Jan. 5, 2016, in Auburn, Ala. Opponent: Riley Norris (8), Alabama, Jan. 13, 2016, in Tuscaloosa, Ala.
Attempted 8 or more 3-point field goals:	South Carolina: Duane Notice (8), at Ole Miss, Jan. 19, 2016, in Oxford, Miss. Opponent: Riley Norris (11), Alabama, Jan. 13, 2016, in Tuscaloosa, Ala.
Made 10 or more free throws:	South Carolina: Duane Notice (12), vs. Memphis, Jan. 2, 2016 in Columbia, S.C. Opponent: Ricky Tarrant, Jr. (12), Memphis, Jan. 2, 2016 in Columbia, S.C.
Attempted 15 or more free throws:	South Carolina: PJ Dozier (16), vs. Drexel, Dec. 16, 2015, in Columbia, S.C. Opponent: Shaquille Harrison (16), Tulsa, Nov. 23, 2015 in St. Thomas, USVI
Played all 40 minutes of regulation:	South Carolina: Duane Notice, vs. Texas A&M, Feb. 21, 2015 in Columbia, S.C. Opponent: Frank Sullivan, Auburn, Jan. 12, 2013 in Columbia, S.C.
A player hit a last-second shot (within 3 seconds) to win a game:	South Carolina: Tyrone Johnson (Free Throws) vs. Ole Miss, March 12, 2015 in Nashville, Tenn. Opponent: Brian Bryant, Mississippi State, Feb. 29, 2012 in Columbia, S.C.
A player had a double-double:	South Carolina: Laimonas Chatkevicius (17 points, 10 rebounds), at Ole Miss, Jan. 19, 2016, in Oxford, Miss. Opponent: Jaron Blossomgame (17 points, 11 rebounds), Clemson, Dec. 18, 2015 in Greenville, S.C.
Two or more players had a double-double:	S. Carolina: Michael Carrera (23 points, 10 rebounds) and Lakeem Jackson (11 points, 11 rebounds) at LSU, Jan. 16, 2013 in Baton Rouge, La. Opponent: Alex Oriakhi (18 points, 11 rebounds), Earnest Ross (21 points, 10 rebounds) Missouri, Jan. 22, 2013 in Columbia, Mo.
A player had a triple-double:	South Carolina: Sam Muldrow (16 points, 14 rebounds, 10 blocks) vs. Vanderbilt, Jan. 8, 2011 in Columbia, S.C. <i>*** Only second triple-double in South Carolina history (Chuck Eidson (25 points, 10 rebounds, 10 assists) vs. SC State, Nov. 29, 2002 in Columbia, S.C.</i> Opponent: Daniel Hackett (Southern California - 22 points, 10 rebounds, 10 assists), Nov. 17, 2007 in Columbia, S.C.
Scored 30 or more points in back-to-back games:	South Carolina: Devan Downey, 30 vs. Kentucky, Jan. 26, 2010 in Columbia, S.C. 33 vs. Georgia, Jan. 30, 2010, in Columbia, S.C.
Scored 25 or more points in back-to-back games:	South Carolina: Devan Downey, 33 vs. Georgia, Jan. 30, 2010, in Columbia, S.C. 26 at Tennessee, Feb. 6, 2010 in Knoxville, Tenn.

A TEAM ...

Scored 100 or more points:	South Carolina: 103 vs. The Citadel, Nov. 12, 2007 in Columbia, S.C. Opponent: 107, Vanderbilt, Feb. 17, 1996 in Nashville, Tenn.
Scored 50 points or less:	South Carolina: 46, vs. Florida, March 4, 2014 in Columbia S.C. Opponent: 50, Georgia, Jan. 31, 2015 in Athens, Ga.
Scored 50 points in a half:	South Carolina: 53 (1st half), vs. USF, Dec. 5, 2015 in Columbia, S.C. Opponent: 52 (2nd half) vs. Georgia Jan. 22, 2014 in Athens, Ga.
Failed to score 25 points in a half:	South Carolina: 22 (1st Half), at Alabama, Jan. 13, 2016, in Tuscaloosa, Ala. Opponent: 20 (1st half), Francis Marion, Dec. 30, 2015 in Columbia, S.C.

Collected 50 or more rebounds:	South Carolina: 53, vs. Memphis, Jan. 2, 2015 in Columbia, S.C. Opponent: 52, WKU, Nov. 27, 2010 in Bowling Green, Ky.
Shot 60% or better from the field:	South Carolina: 60.8% (31-51) at Western Carolina, Nov. 18, 2005 in Cullowhee, N.C. Opponent: 69.6% (32-46) Missouri, Feb. 28, 2013 in Columbia, S.C.
Shot 50% or better from the field:	South Carolina: 50.0% (25-50), at Auburn, Jan. 5, 2016, in Auburn, Ala. Opponent: 50.9% (28-55), Hofstra, Nov. 22, 2015 in St. Thomas, USVI
Shot less than 30% from the field:	South Carolina: 27.1% (16-59), vs. Texas A&M, Feb. 21, 2015 in Columbia, S.C. Opponent: 28.4% (19-67), Western Carolina, Nov. 30, 2015, in Columbia, S.C.
Shot 50% or better from 3-point range (at least 10 attempts):	South Carolina: 50.0% (6-12), vs. Drexel, Dec, 16, 2015, in Columbia, S.C. Opponent 50.0% (17-34), Hofstra, Nov. 22, 2015 in St. Thomas, USVI
Shot 20% or less from 3-point range (at least 10 attempts):	South Carolina: 14.3% (3-21), vs. Missouri, Jan. 16, 2016, in Columbia, S.C. Opponent: 13.3% (2-15), USF, Dec. 5, 2015 in Columbia, S.C.
Dished 20 or more assists:	South Carolina: 24, vs. Lipscomb, Nov. 27, 2015, in Columbia, S.C. Opponent: 21, Georgia, Jan. 22, 2014 in Athens, Ga.
Made 35 or more shots:	South Carolina: 37, vs. Hofstra, Nov. 22, 2015 in St. Thomas, USVI Opponent: 35, vs. Tennessee, March 5, 2009 in Columbia, S.C.
Attempted 80 or more shots:	South Carolina: 83 vs. WKU Nov. 27, 2010 in Bowling Green, Ky. Opponent: 83, LSU, Feb. 10, 1996 in Columbia, S.C.
Attempted 70 or more shots:	South Carolina: 72, vs. Providence, Dec. 1, 2011 in Columbia, S.C. Opponent: 71, Arkansas, Feb. 3, 2015 in Fayetteville, Ark.
Made 10 or more 3-pointers:	South Carolina: 11 vs. Auburn, March 12, 2014 in Atlanta, Ga. Opponent: 10, Ole Miss, Jan. 19, 2016, in Oxford, Miss.
Did not make a 3-pointer:	South Carolina: vs. Milwaukee, Nov. 11, 2012 in Columbia, S.C. Opponent: Miss. State, Jan. 9, 2013 in Starkville, Miss.
Attempted 30 or more 3-pointers:	South Carolina: 31 vs. Alabama, Jan. 25, 2012 in Columbia, S.C. Opponent: 33, Ole Miss, Jan. 19, 2016, in Oxford, Miss.
Attempted 25 or more 3-pointers:	South Carolina: 26 vs. Texas A&M, Feb. 21, 2015 in Columbia, S.C. Opponent: 28, Alabama, Jan. 13, 2016, in Tuscaloosa, Ala.
Made 30 or more free throws:	South Carolina: 46 vs. Memphis, Jan. 2, 2015 in Columbia, S.C. Opponent: 30, Memphis, Jan. 2, 2015 in Columbia, S.C.
Attempted 40 or more free throws:	South Carolina: 63, Memphis, Jan. 2, 2015 in Columbia, S.C. Opponent: 42, Kentucky, March 1, 2014 in Columbia, S.C.
Swiped 15 or more steals:	South Carolina: 15 vs. Vanderbilt, Jan. 16, 2010 in Columbia, S.C. Opponent: 17, Florida, March 4, 2014 in Columbia, S.C.
Blocked 12 or more shots:	South Carolina: 12, vs. Vanderbilt, Jan. 8, 2011 in Columbia, S.C. Opponent: 13, LSU, Jan. 28, 2015 in Baton Rouge, La.
Blocked 8 or more shots:	South Carolina: 8, vs. Francis Marion, Dec. 30, 2015 in Columbia, S.C. Opponent: 9, Memphis, Jan. 2, 2015 in Columbia, S.C.
Won by 30 or more points:	South Carolina: 37, vs. North Carolina A&T, Dec. 30, 2014 in Columbia, S.C. Opponent: 34, Kentucky, Feb. 14, 2015 in Lexington, Ky.
Won by 20 or more points:	South Carolina: 22, vs. Francis Marion, Dec. 30, 2015 in Columbia, S.C. Opponent: 23, Alabama, Jan. 13, 2016, in Tuscaloosa, Ala.
Played a single overtime game:	Win: 77-74 at Ole Miss, Jan. 19, 2016, in Oxford, Miss. Loss: 62-54 at Georgia, Feb. 23, 2013 in Athens, Ga.
Played a double overtime game:	Win: 87-85 vs. WKU, Nov. 27, 2010 in Bowling Green, Ky. Loss: 98-88 vs. Louisville, Feb. 20, 1988 in Columbia, S.C.
South Carolina played a No. 1 Team in the country:	Win: 68-62 vs. Kentucky, Jan. 26, 2010 in Columbia, S.C. Loss: 77-43 loss at Kentucky, Feb. 14, 2015 in Lexington, Ky.
South Carolina played a top-5 opponent:	Win: 68-62 vs. No. 1/1 Kentucky, Jan. 26, 2010 in Columbia, S.C. Loss: 75-36 loss to No. 4/4 Florida, Jan. 30, 2013 in Gainesville, Fla.
South Carolina played a top-10 opponent:	Win: 64-60 vs. No. 9/9 Iowa State, Jan. 3, 2015 in Brooklyn, N.Y. Loss: 58-43 loss vs. Kentucky, Jan. 24, 2015 in Columbia, S.C.
South Carolina played a top-25 opponent:	Win: 64-60 vs. No. 9/9 Iowa State, Jan. 3, 2015 in Brooklyn, N.Y. Loss: 78-74 loss vs. No. 18/18 Arkansas, March 5, 2015 in Columbia, S.C.
South Carolina defeated a ranked opponent:	Home: Win: 72-67 win over No. 17/15 Kentucky, March 1, 2014 in Columbia, S.C. Away: 77-73 at No. 13/19 Vanderbilt, March 6, 2010 in Nashville, Tenn. Neutral: 64-60 vs. No. 9/9 Iowa State, Jan. 3, 2015 in Brooklyn, N.Y. SEC Home: Win: 72-67 win over No. 17/15 Kentucky, March 1, 2014 in Columbia, S.C. SEC Away: 77-73 at No. 13/19 Vanderbilt, March 6, 2010 in Nashville, Tenn. Non-conference away: 85-84 at No. 19/20 Baylor, Jan. 2, 2009 in Waco, Texas
A South Carolina win opened the season:	Home: 81-56, vs. Norfolk State, Nov. 14, 2015 in Columbia, S.C. Away: 81-63 win at Western Carolina, Nov. 12, 2005 in Cullowhee, N.C.
South Carolina opened SEC play:	Neutral: 74-61 win vs. Chaminade, Nov. 19, 2001 in Maui, Hawaii (Maui Invite) Home: 72-68 loss vs. Florida, Jan. 7, 2015 in Gainesville, Fla. Away: 81-69 win at Auburn, Jan. 5, 2016, in Auburn, Ala.



South Carolina Basketball
 South Carolina Combined Team Statistics (as of Jan 19, 2016)
 All games

RECORD:	OVERALL	HOME	AWAY	NEUTRAL
ALL GAMES	17-1	10-0	3-1	4-0
CONFERENCE	4-1	2-0	2-1	0-0
NON-CONFERENCE	13-0	8-0	1-0	4-0

#	Player	gp-gs	min	avg	Total		3-Point		F-Throw		Rebounds				pf	dq	a	to	blk	stl	pts	avg		
					fg-fga	fg%	3fg-fga	3fg%	ft-fa	ft%	off	def	tot	avg										
00	THORNWELL, Sindari	18-18	563	31.3	62-176	.352	21-72	.292	73-98	.745	18	69	87	4.8	33	0	67	38	5	29	218	12.1		
24	CARRERA, Michael	18-18	453	25.2	70-144	.486	24-54	.444	53-68	.779	31	87	118	6.6	54	1	28	32	13	17	217	12.1		
10	NOTICE, Duane	18-0	441	24.5	62-166	.373	34-85	.400	48-59	.814	9	30	39	2.2	20	0	35	18	1	15	206	11.4		
25	KACINAS, Mindaugas	18-18	538	29.9	80-141	.567	8-31	.258	38-61	.623	40	58	98	5.4	29	0	16	21	10	8	206	11.4		
14	CHATKEVICIUS, L.	18-18	408	22.7	76-138	.551	5-16	.313	38-54	.704	39	50	89	4.9	45	0	13	34	20	11	195	10.8		
15	DOZIER, PJ	18-18	357	19.8	52-133	.391	7-28	.250	24-47	.511	16	50	66	3.7	44	1	33	48	8	22	135	7.5		
30	SILVA, Chris	18-0	234	13.0	27-60	.450	0-0	.000	42-70	.600	32	48	80	4.4	58	1	3	20	16	6	96	5.3		
01	STROMAN, Marcus	16-0	270	16.9	8-29	.276	3-6	.500	26-36	.722	7	26	33	2.1	25	0	25	17	4	13	45	2.8		
04	GREGORY, Jamall	9-0	58	6.4	8-13	.615	2-5	.400	5-9	.556	2	10	12	1.3	9	0	7	2	0	2	23	2.6		
02	DOBY, Raymond	7-0	22	3.1	4-8	.500	0-0	.000	4-8	.500	3	2	5	0.7	4	0	0	2	1	0	12	1.7		
23	COBB, Eric	16-0	121	7.6	12-18	.667	0-0	.000	0-10	.000	11	26	37	2.3	20	0	3	12	2	1	24	1.5		
05	BLANTON, TeMarcus	7-0	29	4.1	2-7	.286	2-4	.500	4-4	1.000	2	3	5	0.7	4	0	2	1	0	2	10	1.4		
20	MCKIE, Justin	16-0	118	7.4	7-29	.241	2-12	.167	6-10	.600	3	10	13	0.8	9	0	16	4	1	2	22	1.4		
21	RAGIN, John	4-0	8	2.0	1-3	.333	0-1	.000	0-0	.000	0	1	1	0.3	0	0	0	0	0	1	2	0.5		
31	HOLLIMAN, Jarrell	3-0	5	1.7	0-0	.000	0-0	.000	0-0	.000	0	0	0	0.0	0	0	0	1	0	0	0	0.0		
Team											41	37	78											
Total.....		18	3625		471-1065	.442	108-314	.344	361-534	.676	254	507	761	42.3	354	3	248	256	81	129	1411	78.4		
Opponents.....		18	3625		403-1043	.386	147-430	.342	253-384	.659	187	400	587	32.6	442	27	212	281	70	112	1206	67.0		

TEAM STATISTICS	SC	OPP	Date	Opponent	Score	Att.
SCORING	1411	1206	% 11/14/15	NORFOLK STATE	w 84-69	10623
Points per game	78.4	67.0	11/16/15	ORAL ROBERTS	w 84-66	9640
Scoring margin	+11.4	-	! 11/20/15	vs DePaul	w 76-61	1601
FIELD GOALS-ATT	471-1065	403-1043	! 11/22/15	vs Hofstra	w 94-84	1715
Field goal pct	.442	.386	! 11/23/15	vs Tulsa	w 83-75	2002
3 POINT FG-ATT	108-314	147-430	11/27/15	LIPSCOMB	w 92-76	8793
3-point FG pct	.344	.342	11/30/15	WESTERN CAROLINA	w 76-53	8957
3-pt FG made per game	6.0	8.2	12/5/15	USF	w 81-63	10721
FREE THROWS-ATT	361-534	253-384	12/15/15	DREXEL	w 79-54	8481
Free throw pct	.676	.659	12/18/15	at Clemson	w 65-59	14446
F-Throws made per game	20.1	14.1	12/22/15	vs St. John's	w 75-61	2355
REBOUNDS	761	587	12/30/15	FRANCIS MARION	w 78-56	10401
Rebounds per game	42.3	32.6	1/2/16	MEMPHIS	w 86-76	13035
Rebounding margin	+9.7	-	* 01/05/16	at Auburn	w 81-69	7556
ASSISTS	248	212	* 1/9/16	VANDERBILT	w 69-65	15055
Assists per game	13.8	11.8	* 1/13/16	at Alabama	L 50-73	12443
TURNOVERS	256	281	* 1/16/16	MISSOURI	w 81-72	15389
Turnovers per game	14.2	15.6	* 1/19/16	at Ole Miss	Wot 77-74	7427
Turnover margin	+1.4	-	* = Conference game			
Assist/turnover ratio	1.0	0.8	% - Paradise Jam (Columbia, S.C.)			
STEALS	129	112	! - Paradise Jam (St. Thomas, USVI)			
Steals per game	7.2	6.2				
BLOCKS	81	70				
Blocks per game	4.5	3.9				
ATTENDANCE	111095	49545				
Home games-Avg/Game	10-11110	4-10468				
Neutral site-Avg/Game	-	4-1918				

Score by Periods	1st	2nd	OT	Totals
South Carolina	698	702	11	1411
Opponents	575	623	8	1206



South Carolina Basketball
 South Carolina Combined Team Statistics (as of Jan 19, 2016)
 Conference games

RECORD:	OVERALL	HOME	AWAY	NEUTRAL
ALL GAMES	4-1	2-0	2-1	0-0
CONFERENCE	4-1	2-0	2-1	0-0
NON-CONFERENCE	0-0	0-0	0-0	0-0

##	Player	gp-gs	min	avg	Total		3-Point		F-Throw		Rebounds			pf	dq	a	to	blk	stl	pts	avg	
					fg-fga	fg%	3fg-fga	3fg%	ft-fa	ft%	off	def	tot									avg
00	THORNWELL, Sindari	5-5	175	35.0	21-58	.362	7-23	.304	21-30	.700	4	15	19	3.8	9	0	19	12	2	9	70	14.0
24	CARRERA, Michael	5-5	130	26.0	17-39	.436	3-17	.176	19-25	.760	8	31	39	7.8	16	1	7	11	2	4	56	11.2
14	CHATKEVICIUS, L.	5-5	135	27.0	21-40	.525	0-5	.000	12-16	.750	16	18	34	6.8	11	0	2	13	4	3	54	10.8
25	KACINAS, Mindaugas	5-5	156	31.2	20-36	.556	0-6	.000	10-18	.556	12	11	23	4.6	5	0	2	6	3	1	50	10.0
10	NOTICE, Duane	5-0	141	28.2	15-48	.313	10-28	.357	7-9	.778	2	9	11	2.2	4	0	12	6	0	2	47	9.4
15	DOZIER, PJ	5-5	94	18.8	12-35	.343	0-7	.000	6-12	.500	6	13	19	3.8	13	1	9	21	1	2	30	6.0
04	GREGORY, Jamall	2-0	27	13.5	4-4	1.000	1-1	1.000	3-5	.600	0	5	5	2.5	6	0	3	0	0	0	12	6.0
01	STROMAN, Marcus	4-0	75	18.8	3-9	.333	1-1	1.000	10-12	.833	1	5	6	1.5	11	0	5	2	1	4	17	4.3
02	DOBY, Raymond	1-0	4	4.0	2-2	1.000	0-0	.000	0-0	.000	0	0	0	0.0	0	0	0	0	0	0	4	4.0
30	SILVA, Chris	5-0	50	10.0	6-7	.857	0-0	.000	2-7	.286	4	10	14	2.8	19	0	0	2	1	0	14	2.8
23	COBB, Eric	3-0	9	3.0	1-2	.500	0-0	.000	0-0	.000	1	4	5	1.7	0	0	0	1	0	0	2	0.7
20	MCKIE, Justin	4-0	27	6.8	0-4	.000	0-1	.000	2-4	.500	0	2	2	0.5	0	0	4	3	0	1	2	0.5
21	RAGIN, John	1-0	2	2.0	0-0	.000	0-0	.000	0-0	.000	0	0	0	0.0	0	0	0	0	0	1	0	0.0
Team											15	9	24				1					
Total.....		5	1025		122-284	.430	22-89	.247	92-138	.667	69	132	201	40.2	94	2	63	78	14	27	358	71.6
Opponents.....		5	1025		120-284	.423	47-134	.351	66-103	.641	50	114	164	32.8	113	8	71	75	18	38	353	70.6

TEAM STATISTICS	SC	OPP	Date	Opponent	Score	Att.
SCORING	358	353	* 01/05/16	at Auburn	w 81-69	7556
Points per game	71.6	70.6	* 1/9/16	VANDERBILT	w 69-65	15055
Scoring margin	+1.0	-	* 1/13/16	at Alabama	L 50-73	12443
FIELD GOALS-ATT	122-284	120-284	* 1/16/16	MISSOURI	w 81-72	15389
Field goal pct	.430	.423	* 1/19/16	at Ole Miss	Wot 77-74	7427
3 POINT FG-ATT	22-89	47-134	* = Conference game			
3-point FG pct	.247	.351	% - Paradise Jam (Columbia, S.C.)			
3-pt FG made per game	4.4	9.4	! - Paradise Jam (St. Thomas, USVI)			
FREE THROWS-ATT	92-138	66-103				
Free throw pct	.667	.641				
F-Throws made per game	18.4	13.2				
REBOUNDS	201	164				
Rebounds per game	40.2	32.8				
Rebounding margin	+7.4	-				
ASSISTS	63	71				
Assists per game	12.6	14.2				
TURNOVERS	78	75				
Turnovers per game	15.6	15.0				
Turnover margin	-0.6	-				
Assist/turnover ratio	0.8	0.9				
STEALS	27	38				
Steals per game	5.4	7.6				
BLOCKS	14	18				
Blocks per game	2.8	3.6				
ATTENDANCE	30444	27426				
Home games-Avg/Game	2-15222	3-9142				
Neutral site-Avg/Game	-	0-0				

Score by Periods	1st	2nd	OT	Totals
South Carolina	170	177	11	358
Opponents	176	169	8	353



South Carolina Basketball
 South Carolina Team Game-by-Game Comparison (as of Jan 22, 2016)
 All games

Opponent	1st	2nd	Score	Mar	Total FG	FG Pct	3-Pointers	3FG Pct	Free Throws	FT Pct	Rebounds	Assist	T/Over	Block	Steal	Fouls
NORFOLK STATE	40/34	44/35	84-69	+15	23-59/19-56	.390/.339	9-22/11-28	.409/.393	29-42/20-23	.690/.870	46/35 +11	15/12	13/18	4/3	9/7	19/35
ORAL ROBERTS	33/30	51/36	84-66	+18	29-73/22-51	.397/.431	7-21/4-14	.333/.286	19-27/18-23	.704/.783	44/28 +16	14/7	6/13	4/5	5/3	22/23
DePaul	37/28	39/33	76-61	+15	24-60/19-52	.400/.365	5-13/3-14	.385/.214	23-34/20-31	.676/.645	43/33 +10	11/9	12/15	4/2	5/4	27/27
Hofstra	46/39	48/45	94-84	+10	37-68/28-55	.544/.509	5-9/17-34	.556/.500	15-23/11-17	.652/.647	41/23 +18	16/16	9/14	5/2	4/2	18/21
Tulsa	38/29	45/46	83-75	+8	27-54/24-54	.500/.444	7-14/5-16	.500/.313	22-28/22-31	.786/.710	34/31 +3	12/9	13/15	2/0	7/4	25/25
LIPSCOMB	51/40	41/36	92-76	+16	34-66/27-68	.515/.397	5-19/13-35	.263/.371	19-27/9-14	.704/.643	43/29 +14	24/18	17/18	7/3	12/8	19/24
WESTERN CAROLINA	37/28	39/25	76-53	+23	26-63/19-67	.413/.284	8-18/11-32	.444/.344	16-25/4-4	.640/1000	51/36 +15	14/13	19/20	7/3	10/10	12/17
USF	53/22	28/41	81-63	+18	29-61/24-68	.475/.353	7-21/2-15	.333/.133	16-25/13-22	.640/.591	32/46 (14)	14/9	12/19	6/6	12/8	15/20
DREXEL	32/28	47/26	79-54	+25	25-46/19-55	.543/.345	6-12/7-17	.500/.412	23-39/9-19	.590/.474	41/22 +19	14/11	15/13	9/2	6/3	19/28
Clemson	41/25	24/34	65-59	+6	23-53/23-63	.434/.365	8-19/8-26	.421/.308	11-14/5-9	.786/.556	42/34 +8	12/11	16/10	3/8	3/2	16/20
St. John's	40/34	35/27	75-61	+14	27-57/22-49	.474/.449	7-13/5-20	.538/.250	14-19/12-27	.737/.444	43/26 +17	14/11	17/14	1/5	9/6	23/19
FRANCIS MARION	38/20	40/36	78-56	+22	27-64/18-60	.422/.300	8-27/6-23	.296/.261	16-30/14-25	.533/.560	47/42 +5	16/7	16/22	8/4	13/10	18/29
MEMPHIS	42/42	44/34	86-76	+10	18-57/19-61	.316/.311	4-17/8-22	.235/.364	46-63/30-36	.730/.833	53/38 +15	9/8	13/15	7/9	7/7	27/41
Auburn	43/30	38/39	81-69	+12	25-50/24-54	.500/.444	9-23/12-30	.391/.400	22-28/9-13	.786/.692	34/27 +7	15/12	19/21	0/1	9/7	13/19
VANDERBILT	35/38	34/27	69-65	+4	24-57/20-61	.421/.328	3-13/5-24	.231/.208	18-29/20-29	.621/.690	44/36 +8	11/10	13/11	3/7	3/5	23/25
Alabama	22/35	28/38	50-73	(23)	19-53/24-51	.358/.471	3-18/13-28	.167/.464	9-17/12-21	.529/.571	33/38 (5)	9/16	18/17	3/3	4/8	19/20
MISSOURI	41/34	40/38	81-72	+9	28-62/28-57	.452/.491	3-21/7-19	.143/.368	22-33/9-13	.667/.692	41/26 +15	12/17	13/16	5/3	7/8	15/24
Ole Miss	29/39	37/27	77-74	+3	26-62/24-61	.419/.393	4-14/10-33	.286/.303	21-31/16-27	.677/.593	49/37 +12	16/16	15/10	3/4	4/10	24/25

Note: Game totals are displayed in the format TEAM/OPPONENT for each category



South Carolina Basketball
South Carolina Category Leaders (as of Jan 22, 2016)
All games

Points	G	Pts	Pts/G
THORNWELL, Sindarius	18	218	12.1
CARRERA, Michael	18	217	12.1
KACINAS, Mindaugas	18	206	11.4
NOTICE, Duane	18	206	11.4
CHATKEVICIUS, L.	18	195	10.8
DOZIER, PJ	18	135	7.5
SILVA, Chris	18	96	5.3
STROMAN, Marcus	16	45	2.8
COBB, Eric	16	24	1.5
GREGORY, Jamall	9	23	2.6
MCKIE, Justin	16	22	1.4
DOBY, Raymond	7	12	1.7

Scoring Average	G	Pts	Avg/G
THORNWELL, Sindarius	18	218	12.1
CARRERA, Michael	18	217	12.1
NOTICE, Duane	18	206	11.4
KACINAS, Mindaugas	18	206	11.4
CHATKEVICIUS, L.	18	195	10.8
DOZIER, PJ	18	135	7.5
SILVA, Chris	18	96	5.3
STROMAN, Marcus	16	45	2.8
GREGORY, Jamall	9	23	2.6
DOBY, Raymond	7	12	1.7
COBB, Eric	16	24	1.5
BLANTON, TeMarcus	7	10	1.4

FG Percentage	FG	Att	Pct
COBB, Eric	12	18	.667
GREGORY, Jamall	8	13	.615
KACINAS, Mindaugas	80	141	.567
CHATKEVICIUS, L.	76	138	.551
DOBY, Raymond	4	8	.500
CARRERA, Michael	70	144	.486
SILVA, Chris	27	60	.450
DOZIER, PJ	52	133	.391
NOTICE, Duane	62	166	.373
THORNWELL, Sindarius	62	176	.352
RAGIN, John	1	3	.333
BLANTON, TeMarcus	2	7	.286

Field Goal Attempts	G	Att	Att/G
THORNWELL, Sindarius	18	176	9.8
NOTICE, Duane	18	166	9.2
CARRERA, Michael	18	144	8.0
KACINAS, Mindaugas	18	141	7.8
CHATKEVICIUS, L.	18	138	7.7

Field Goals Made	G	Made	Made/G
KACINAS, Mindaugas	18	80	4.4
CHATKEVICIUS, L.	18	76	4.2
CARRERA, Michael	18	70	3.9
NOTICE, Duane	18	62	3.4
THORNWELL, Sindarius	18	62	3.4

3-Point Percentage	3FG	Att	Pct
STROMAN, Marcus	3	6	.500
BLANTON, TeMarcus	2	4	.500
CARRERA, Michael	24	54	.444
GREGORY, Jamall	2	5	.400
NOTICE, Duane	34	85	.400
CHATKEVICIUS, L.	5	16	.313
THORNWELL, Sindarius	21	72	.292
KACINAS, Mindaugas	8	31	.258
DOZIER, PJ	7	28	.250
MCKIE, Justin	2	12	.167
RAGIN, John	0	1	.000

3-Point FG Attempts	G	Att	Att/G
NOTICE, Duane	18	85	4.7
THORNWELL, Sindarius	18	72	4.0
CARRERA, Michael	18	54	3.0
KACINAS, Mindaugas	18	31	1.7
DOZIER, PJ	18	28	1.6

3-Point FG Made	G	Made	Made/G
NOTICE, Duane	18	34	1.9
CARRERA, Michael	18	24	1.3
THORNWELL, Sindarius	18	21	1.2
KACINAS, Mindaugas	18	8	0.4
DOZIER, PJ	18	7	0.4

Free Throw Percent	FG	Att	Pct
BLANTON, TeMarcus	4	4	1.000
NOTICE, Duane	48	59	.814
CARRERA, Michael	53	68	.779
THORNWELL, Sindarius	73	98	.745
STROMAN, Marcus	26	36	.722
CHATKEVICIUS, L.	38	54	.704
KACINAS, Mindaugas	38	61	.623
SILVA, Chris	42	70	.600
MCKIE, Justin	6	10	.600
GREGORY, Jamall	5	9	.556
DOZIER, PJ	24	47	.511
DOBY, Raymond	4	8	.500

Free Throw Attempts	G	Att	Att/G
THORNWELL, Sindarius	18	98	5.4
SILVA, Chris	18	70	3.9
CARRERA, Michael	18	68	3.8
KACINAS, Mindaugas	18	61	3.4
NOTICE, Duane	18	59	3.3

Free Throws Made	G	Made	Made/G
THORNWELL, Sindarius	18	73	4.1
CARRERA, Michael	18	53	2.9
NOTICE, Duane	18	48	2.7
SILVA, Chris	18	42	2.3
CHATKEVICIUS, L.	18	38	2.1
KACINAS, Mindaugas	18	38	2.1



South Carolina Basketball
South Carolina Category Leaders (as of Jan 22, 2016)
All games

Rebounds	G	Reb	Reb/G
CARRERA, Michael	18	118	6.6
KACINAS, Mindaugas	18	98	5.4
CHATKEVICIUS, L.	18	89	4.9
THORNWELL, Sindarius	18	87	4.8
SILVA, Chris	18	80	4.4

Rebound Average	G	Reb	Avg/G
CARRERA, Michael	18	118	6.6
KACINAS, Mindaugas	18	98	5.4
CHATKEVICIUS, L.	18	89	4.9
THORNWELL, Sindarius	18	87	4.8
SILVA, Chris	18	80	4.4

Offensive Rebounds	G	No.	Avg/G
KACINAS, Mindaugas	18	40	2.2
CHATKEVICIUS, L.	18	39	2.2
SILVA, Chris	18	32	1.8
CARRERA, Michael	18	31	1.7
THORNWELL, Sindarius	18	18	1.0

Defensive Rebounds	G	No.	Avg/G
CARRERA, Michael	18	87	4.8
THORNWELL, Sindarius	18	69	3.8
KACINAS, Mindaugas	18	58	3.2
DOZIER, PJ	18	50	2.8
CHATKEVICIUS, L.	18	50	2.8

Fouls	G	No.	Per/G
SILVA, Chris	18	58	3.2
CARRERA, Michael	18	54	3.0
CHATKEVICIUS, L.	18	45	2.5
DOZIER, PJ	18	44	2.4
THORNWELL, Sindarius	18	33	1.8

Foulsouts	G	No.
SILVA, Chris	18	1
CARRERA, Michael	18	1
DOZIER, PJ	18	1

Assists	G	No.	Ast/G
THORNWELL, Sindarius	18	67	3.7
NOTICE, Duane	18	35	1.9
DOZIER, PJ	18	33	1.8
CARRERA, Michael	18	28	1.6
STROMAN, Marcus	16	25	1.6

Steals	G	No.	Stl/G
THORNWELL, Sindarius	18	29	1.6
DOZIER, PJ	18	22	1.2
CARRERA, Michael	18	17	0.9
NOTICE, Duane	18	15	0.8
STROMAN, Marcus	16	13	0.8

Blocked Shots	G	No.	Blk/G
CHATKEVICIUS, L.	18	20	1.1
SILVA, Chris	18	16	0.9
CARRERA, Michael	18	13	0.7
KACINAS, Mindaugas	18	10	0.6
DOZIER, PJ	18	8	0.4

Minutes	G	No.	Min/G
THORNWELL, Sindarius	18	563	31.3
KACINAS, Mindaugas	18	538	29.9
CARRERA, Michael	18	453	25.2
NOTICE, Duane	18	441	24.5
CHATKEVICIUS, L.	18	408	22.7

Turnovers	G	No.	TO/G
DOZIER, PJ	18	48	2.7
THORNWELL, Sindarius	18	38	2.1
CHATKEVICIUS, L.	18	34	1.9
CARRERA, Michael	18	32	1.8
KACINAS, Mindaugas	18	21	1.2



South Carolina Basketball
South Carolina Team High/Low Analysis (as of Jan 22, 2016)
All games

South Carolina - TEAM GAME HIGHS

POINTS	94	vs Hofstra (11/22/15)
	92	LIPSCOMB (11/27/15)
	86	MEMPHIS (1/2/16)
	84	ORAL ROBERTS (11/16/15)
	84	NORFOLK STATE (11/14/15)
FIELD GOALS MADE	37	vs Hofstra (11/22/15)
	34	LIPSCOMB (11/27/15)
FIELD GOAL ATTEMPTS	73	ORAL ROBERTS (11/16/15)
	68	vs Hofstra (11/22/15)
FIELD GOAL PERCENTAGE	.544 (37-68)	vs Hofstra (11/22/15)
	.543 (25-46)	DREXEL (12/15/15)
3 PT FIELD GOALS MADE	9	at Auburn (01/05/16)
	9	NORFOLK STATE (11/14/15)
3 PT FG ATTEMPTS	27	FRANCIS MARION (12/30/15)
	23	at Auburn (01/05/16)
3 PT FG PERCENTAGE	.556 (5-9)	vs Hofstra (11/22/15)
	.538 (7-13)	vs St. John's (12/22/15)
FREE THROWS MADE	46	MEMPHIS (1/2/16)
	29	NORFOLK STATE (11/14/15)
FREE THROW ATTEMPTS	63	MEMPHIS (1/2/16)
	42	NORFOLK STATE (11/14/15)
FREE THROW PERCENTAGE	.786 (22-28)	at Auburn (01/05/16)
	.786 (22-28)	vs Tulsa (11/23/15)
	.786 (11-14)	at Clemson (12/18/15)
REBOUNDS	53	MEMPHIS (1/2/16)
	51	WESTERN CAROLINA (11/30/15)
ASSISTS	24	LIPSCOMB (11/27/15)
	16	at Ole Miss (1/19/16)
	16	FRANCIS MARION (12/30/15)
	16	vs Hofstra (11/22/15)
STEALS	13	FRANCIS MARION (12/30/15)
	12	USF (12/5/15)
	12	LIPSCOMB (11/27/15)
BLOCKED SHOTS	9	DREXEL (12/15/15)
	8	FRANCIS MARION (12/30/15)
TURNOVERS	19	at Auburn (01/05/16)
	19	WESTERN CAROLINA (11/30/15)
FOULS	27	MEMPHIS (1/2/16)
	27	vs DePaul (11/20/15)



South Carolina Basketball
South Carolina High/Low Analysis (as of Jan 22, 2016)
All games

Opponent - GAME HIGHS

POINTS	84		vs Hofstra (11/22/15)
	76		MEMPHIS (1/2/16)
	76		LIPSCOMB (11/27/15)
	75		vs Tulsa (11/23/15)
	74		at Ole Miss (1/19/16)
FIELD GOALS MADE	28		MISSOURI (1/16/16)
	28		vs Hofstra (11/22/15)
FIELD GOAL ATTEMPTS	68		USF (12/5/15)
	68		LIPSCOMB (11/27/15)
FIELD GOAL PERCENTAGE	.509	(28-55)	vs Hofstra (11/22/15)
	.491	(28-57)	MISSOURI (1/16/16)
3 PT FIELD GOALS MADE	17		vs Hofstra (11/22/15)
	13		at Alabama (1/13/16)
	13		LIPSCOMB (11/27/15)
3 PT FG ATTEMPTS	35		LIPSCOMB (11/27/15)
	34		vs Hofstra (11/22/15)
3 PT FG PERCENTAGE	.500	(17-34)	vs Hofstra (11/22/15)
	.464	(13-28)	at Alabama (1/13/16)
FREE THROWS MADE	30		MEMPHIS (1/2/16)
	22		vs Tulsa (11/23/15)
FREE THROW ATTEMPTS	36		MEMPHIS (1/2/16)
	31		vs Tulsa (11/23/15)
	31		vs DePaul (11/20/15)
FREE THROW PERCENTAGE	1.000	(4-4)	WESTERN CAROLINA (11/30/15)
	.870	(20-23)	NORFOLK STATE (11/14/15)
REBOUNDS	46		USF (12/5/15)
	42		FRANCIS MARION (12/30/15)
ASSISTS	18		LIPSCOMB (11/27/15)
	17		MISSOURI (1/16/16)
STEALS	10		at Ole Miss (1/19/16)
	10		FRANCIS MARION (12/30/15)
	10		WESTERN CAROLINA (11/30/15)
BLOCKED SHOTS	9		MEMPHIS (1/2/16)
	8		at Clemson (12/18/15)
TURNOVERS	22		FRANCIS MARION (12/30/15)
	21		at Auburn (01/05/16)
FOULS	41		MEMPHIS (1/2/16)
	35		NORFOLK STATE (11/14/15)



South Carolina Basketball
South Carolina High/Low Analysis (as of Jan 22, 2016)
All games

South Carolina - GAME LOWS

POINTS	50	at Alabama (1/13/16)
	65	at Clemson (12/18/15)
	69	VANDERBILT (1/9/16)
	75	vs St. John's (12/22/15)
	76	vs DePaul (11/20/15)
	76	WESTERN CAROLINA (11/30/15)
FIELD GOALS MADE	18	MEMPHIS (1/2/16)
	19	at Alabama (1/13/16)
FIELD GOAL ATTEMPTS	46	DREXEL (12/15/15)
	50	at Auburn (01/05/16)
FIELD GOAL PERCENTAGE	.316 (18-57)	MEMPHIS (1/2/16)
	.358 (19-53)	at Alabama (1/13/16)
3 PT FIELD GOALS MADE	3	VANDERBILT (1/9/16)
	3	at Alabama (1/13/16)
	3	MISSOURI (1/16/16)
3 PT FG ATTEMPTS	9	vs Hofstra (11/22/15)
	12	DREXEL (12/15/15)
3 PT FG PERCENTAGE	.143 (3-21)	MISSOURI (1/16/16)
	.167 (3-18)	at Alabama (1/13/16)
FREE THROWS MADE	9	at Alabama (1/13/16)
	11	at Clemson (12/18/15)
FREE THROW ATTEMPTS	14	at Clemson (12/18/15)
	17	at Alabama (1/13/16)
FREE THROW PERCENTAGE	.529 (9-17)	at Alabama (1/13/16)
	.533 (16-30)	FRANCIS MARION (12/30/15)
REBOUNDS	32	USF (12/5/15)
	33	at Alabama (1/13/16)
ASSISTS	9	MEMPHIS (1/2/16)
	9	at Alabama (1/13/16)
STEALS	3	at Clemson (12/18/15)
	3	VANDERBILT (1/9/16)
BLOCKED SHOTS	0	at Auburn (01/05/16)
	1	vs St. John's (12/22/15)
TURNOVERS	6	ORAL ROBERTS (11/16/15)
	9	vs Hofstra (11/22/15)
FOULS	12	WESTERN CAROLINA (11/30/15)
	13	at Auburn (01/05/16)



South Carolina Basketball
South Carolina High/Low Analysis (as of Jan 22, 2016)
All games

Opponent - GAME LOWS

POINTS	53		WESTERN CAROLINA (11/30/15)
	54		DREXEL (12/15/15)
	56		FRANCIS MARION (12/30/15)
	59		at Clemson (12/18/15)
	61		vs DePaul (11/20/15)
	61		vs St. John's (12/22/15)
FIELD GOALS MADE	18		FRANCIS MARION (12/30/15)
	19		NORFOLK STATE (11/14/15)
	19		vs DePaul (11/20/15)
	19		WESTERN CAROLINA (11/30/15)
	19		DREXEL (12/15/15)
	19		MEMPHIS (1/2/16)
FIELD GOAL ATTEMPTS	49		vs St. John's (12/22/15)
	51		ORAL ROBERTS (11/16/15)
	51		at Alabama (1/13/16)
FIELD GOAL PERCENTAGE	.284	(19-67)	WESTERN CAROLINA (11/30/15)
	.300	(18-60)	FRANCIS MARION (12/30/15)
3 PT FIELD GOALS MADE	2		USF (12/5/15)
	3		vs DePaul (11/20/15)
3 PT FG ATTEMPTS	14		ORAL ROBERTS (11/16/15)
	14		vs DePaul (11/20/15)
3 PT FG PERCENTAGE	.133	(2-15)	USF (12/5/15)
	.208	(5-24)	VANDERBILT (1/9/16)
FREE THROWS MADE	4		WESTERN CAROLINA (11/30/15)
	5		at Clemson (12/18/15)
FREE THROW ATTEMPTS	4		WESTERN CAROLINA (11/30/15)
	9		at Clemson (12/18/15)
FREE THROW PERCENTAGE	.444	(12-27)	vs St. John's (12/22/15)
	.474	(9-19)	DREXEL (12/15/15)
REBOUNDS	22		DREXEL (12/15/15)
	23		vs Hofstra (11/22/15)
ASSISTS	7		ORAL ROBERTS (11/16/15)
	7		FRANCIS MARION (12/30/15)
STEALS	2		vs Hofstra (11/22/15)
	2		at Clemson (12/18/15)
BLOCKED SHOTS	0		vs Tulsa (11/23/15)
	1		at Auburn (01/05/16)
TURNOVERS	10		at Clemson (12/18/15)
	10		at Ole Miss (1/19/16)
FOULS	17		WESTERN CAROLINA (11/30/15)
	19		vs St. John's (12/22/15)
	19		at Auburn (01/05/16)



South Carolina Basketball
South Carolina Player High/Low Analysis (as of Jan 22, 2016)
All games

South Carolina - I N D I V I D U A L G A M E H I G H S

Points	27		CHATKEVICIUS, L. vs Oral Roberts (11/16/15)
	23		KACINAS, Mindaugas vs DePaul (11/20/15)
	22		THORNWELL, Sindarius vs Missouri (1/16/16)
	22		THORNWELL, Sindarius at Auburn (01/05/16)
	20		NOTICE, Duane vs St. John's (12/22/15)
	20		KACINAS, Mindaugas vs Western Carolina (11/30/15)
Field Goals Made	9		KACINAS, Mindaugas vs Hofstra (11/22/15)
	9		CHATKEVICIUS, L. vs Oral Roberts (11/16/15)
Field Goal Att.	16		NOTICE, Duane vs Lipscomb (11/27/15)
	15		THORNWELL, Sindarius at Ole Miss (1/19/16)
	15		THORNWELL, Sindarius vs Oral Roberts (11/16/15)
FG Pct (min 5 made)	1.000	(7-7)	CHATKEVICIUS, L. vs Lipscomb (11/27/15)
	.900	(9-10)	KACINAS, Mindaugas vs Hofstra (11/22/15)
3-Point FG Made	5		THORNWELL, Sindarius at Auburn (01/05/16)
	4		NOTICE, Duane at Ole Miss (1/19/16)
	4		NOTICE, Duane vs Oral Roberts (11/16/15)
3-Point FG Att.	8		NOTICE, Duane at Ole Miss (1/19/16)
	8		THORNWELL, Sindarius at Auburn (01/05/16)
3-Pt FG Pct (min 2 made)	1.000	(2-2)	NOTICE, Duane vs St. John's (12/22/15)
	1.000	(2-2)	BLANTON, TeMarcus vs Drexel (12/15/15)
	1.000	(2-2)	KACINAS, Mindaugas vs Western Carolina (11/30/15)
	1.000	(2-2)	CARRERA, Michael vs Hofstra (11/22/15)
	1.000	(2-2)	DOZIER, PJ vs Hofstra (11/22/15)
	1.000	(2-2)	NOTICE, Duane vs DePaul (11/20/15)
Free Throws Made	12		NOTICE, Duane vs Memphis (1/2/16)
	10		DOZIER, PJ vs Drexel (12/15/15)
	10		KACINAS, Mindaugas vs DePaul (11/20/15)
Free Throw Att.	16		DOZIER, PJ vs Drexel (12/15/15)
	15		KACINAS, Mindaugas vs DePaul (11/20/15)
FT Pct (min 3 made)	1.000	(12-12)	NOTICE, Duane vs Memphis (1/2/16)
	1.000	(8-8)	STROMAN, Marcus at Auburn (01/05/16)
	1.000	(7-7)	CHATKEVICIUS, L. at Ole Miss (1/19/16)
	1.000	(6-6)	THORNWELL, Sindarius vs Tulsa (11/23/15)
	1.000	(5-5)	CARRERA, Michael vs Western Carolina (11/30/15)
	1.000	(4-4)	KACINAS, Mindaugas vs Memphis (1/2/16)
	1.000	(4-4)	CHATKEVICIUS, L. vs Tulsa (11/23/15)
	1.000	(4-4)	KACINAS, Mindaugas vs Oral Roberts (11/16/15)
	1.000	(3-3)	NOTICE, Duane at Alabama (1/13/16)
	1.000	(3-3)	SILVA, Chris vs Francis Marion (12/30/15)
	1.000	(3-3)	THORNWELL, Sindarius at Clemson (12/18/15)
	1.000	(3-3)	CARRERA, Michael vs Lipscomb (11/27/15)
	1.000	(3-3)	CHATKEVICIUS, L. vs Lipscomb (11/27/15)
	1.000	(3-3)	CHATKEVICIUS, L. vs Norfolk State (11/14/15)
	1.000	(3-3)	NOTICE, Duane vs Norfolk State (11/14/15)
Rebounds	13		KACINAS, Mindaugas vs Oral Roberts (11/16/15)
	12		CARRERA, Michael vs St. John's (12/22/15)
Assists	7		THORNWELL, Sindarius at Auburn (01/05/16)
	7		THORNWELL, Sindarius vs Oral Roberts (11/16/15)
Steals	5		DOZIER, PJ vs Francis Marion (12/30/15)
	5		THORNWELL, Sindarius vs Tulsa (11/23/15)
Blocked Shots	3		SILVA, Chris vs Francis Marion (12/30/15)
	3		CHATKEVICIUS, L. vs Drexel (12/15/15)
	3		SILVA, Chris vs USF (12/5/15)

	3	CHATKEVICIUS, L. vs Hofstra (11/22/15)
Turnovers	6	DOZIER, PJ at Auburn (01/05/16)
	5	CHATKEVICIUS, L. vs St. John's (12/22/15)
Fouls	5	DOZIER, PJ at Alabama (1/13/16)
	5	CARRERA, Michael vs Vanderbilt (1/9/16)
	5	SILVA, Chris vs Francis Marion (12/30/15)
Minutes	41	THORNWELL, Sindarius at Ole Miss (1/19/16)
	37	KACINAS, Mindaugas at Clemson (12/18/15)
	36	THORNWELL, Sindarius at Auburn (01/05/16)
	36	THORNWELL, Sindarius vs Memphis (1/2/16)
	36	KACINAS, Mindaugas vs Memphis (1/2/16)



South Carolina Basketball
 South Carolina Opponent High/Low Analysis (as of Jan 22, 2016)
 All games

OPPONENT INDIVIDUAL GAME HIGHS

Points	31		Obi Emegano vs Oral Roberts (11/16/15)
	28		GREEN, Juan'ya vs Hofstra (11/22/15)
	27		Norris, Riley at Alabama (1/13/16)
	26		CLARK, Wes vs Missouri (1/16/16)
	24		Moody, Stefan at Ole Miss (1/19/16)
Field Goals Made	10		CLARK, Wes vs Missouri (1/16/16)
	10		Harris, Tyler at Auburn (01/05/16)
Field Goal Att.	21		Obi Emegano vs Oral Roberts (11/16/15)
	18		Allen, Tavon vs Drexel (12/15/15)
FG Pct (min 5 made)	1.000	(6-6)	ROSBURG, Ryan vs Missouri (1/16/16)
	.833	(5-6)	JONES, Damian vs Vanderbilt (1/9/16)
	.833	(5-6)	JONES, Christian vs St. John's (12/22/15)
3-Point FG Made	8		Norris, Riley at Alabama (1/13/16)
	6		GREEN, Juan'ya vs Hofstra (11/22/15)
3-Point FG Att.	13		GREEN, Juan'ya vs Hofstra (11/22/15)
	12		Canty, Kareem at Auburn (01/05/16)
3-Pt FG Pct (min 2 made)	1.000	(2-2)	MARTIN, Jeremiah vs Memphis (1/2/16)
	.800	(4-5)	Perez, Anthony at Ole Miss (1/19/16)
Free Throws Made	12		TARRANT JR., Ricky vs Memphis (1/2/16)
	12		HARRISON, Shaquille vs Tulsa (11/23/15)
Free Throw Att.	16		HARRISON, Shaquille vs Tulsa (11/23/15)
	12		TARRANT JR., Ricky vs Memphis (1/2/16)
FT Pct (min 3 made)	1.000	(12-12)	TARRANT JR., Ricky vs Memphis (1/2/16)
	1.000	(10-10)	Obi Emegano vs Oral Roberts (11/16/15)
	1.000	(7-7)	GOODWIN, Shaq vs Memphis (1/2/16)
	1.000	(7-7)	GARRETT, Billy vs DePaul (11/20/15)
	1.000	(5-5)	Coleman, Justin at Alabama (1/13/16)
	1.000	(5-5)	SHORT, Jeff vs Norfolk State (11/14/15)
	1.000	(4-4)	Moody, Stefan at Ole Miss (1/19/16)
	1.000	(4-4)	MORILLO, Nehemias vs USF (12/5/15)
	1.000	(4-4)	Mike Brown vs Western Carolina (11/30/15)
	1.000	(3-3)	WOODSON, Avery vs Memphis (1/2/16)
Rebounds	13		COUSINS, Jaleel vs USF (12/5/15)
	11		BLOSSOMGAME, Jaron at Clemson (12/18/15)
Assists	8		CLARK, Wes vs Missouri (1/16/16)
	8		MORAN, NATHAN vs Lipscomb (11/27/15)
Steals	4		Brooks, Rasheed at Ole Miss (1/19/16)
	4		Mike Brown vs Western Carolina (11/30/15)
Blocked Shots	5		NNOKO, Landry at Clemson (12/18/15)
	4		KORNET, Luke vs Vanderbilt (1/9/16)
	4		Albert Owens vs Oral Roberts (11/16/15)
Turnovers	7		PETERS, Roddy vs USF (12/5/15)
	6		Harris, Tyler at Auburn (01/05/16)
	6		Bowers, Cinmeon at Auburn (01/05/16)
	6		Torrion Brummitt vs Western Carolina (11/30/15)
Fouls	5		Gielo, Tomasz at Ole Miss (1/19/16)
	5		Perez, Anthony at Ole Miss (1/19/16)
	5		ROSBURG, Ryan vs Missouri (1/16/16)
	5		Hall, Donta at Alabama (1/13/16)
	5		CRESSLER, Nolan vs Vanderbilt (1/9/16)
	5		JONES, Damian vs Vanderbilt (1/9/16)
	5		BALDWIN IV, Wade vs Vanderbilt (1/9/16)
	5		Brown, Bryce at Auburn (01/05/16)

5	BURRELL, Trahson vs Memphis (1/2/16)
5	LAWSON, K.J. vs Memphis (1/2/16)
5	GOODWIN, Shaq vs Memphis (1/2/16)
5	CRAWFORD, Markel vs Memphis (1/2/16)
5	LAWSON, Detric vs Memphis (1/2/16)
5	DAVIS JR., Mike vs Francis Marion (12/30/15)
5	JEROME, David vs Francis Marion (12/30/15)
5	Myles, Tyshawn vs Drexel (12/15/15)
5	Williams, Austin vs Drexel (12/15/15)
5	Allen, Terrell vs Drexel (12/15/15)
5	BRAMMEIER, GEORGE vs Lipscomb (11/27/15)
5	SWANNEGAN, Brandon vs Tulsa (11/23/15)
5	CURTIS, Marquel vs Tulsa (11/23/15)
5	NICHOLS, Malik vs Hofstra (11/22/15)
5	Brandon Conley vs Oral Roberts (11/16/15)
5	Aaron Anderson vs Oral Roberts (11/16/15)
5	WADE, Jonathan vs Norfolk State (11/14/15)
5	TAYLOR, D'Shon vs Norfolk State (11/14/15)
5	SHORT, Jeff vs Norfolk State (11/14/15)