



2015-16 Women's Basketball SOUTH CAROLINA

Assoc. Media Relations Director: Diana Koval | Office: 803.777.7977 | Cell: 314.369.6050 | Email: dkoval@mailbox.sc.edu | Twitter: @DianaKovalSID
Website: www.GamecocksOnline.com | Twitter: @GamecockWBB | Instagram: @GamecockWBB | Facebook: @GamecockWBB

Game 15

Jan. 10, 2016 • Noon • Columbia, S.C. • Colonial Life Arena (18,000)

South Carolina Gamecocks
14-0, 2-0 SEC



vs.



Missouri Tigers
14-1, 1-1 SEC

Ranking: 2/2 (AP/Coaches)

Head Coach: Dawn Staley

Record at South Carolina: 169-74 (8th)

Career Record: 341-154 (16th)

Top Scorer: A'ja Wilson (16.0)

Top Rebounder: Alaina Coates (9.1)

Ranking: 20/-

Head Coach: Robin Pingeton

Record at Mizzou: 93-80 (6th)

Career Record: 428-237 (21st)

Top Scorer: Sophie Cunningham (14.6)

Top Rebounder: Jordan Frericks (12.4)

Schedule/Results

Nov. 13	#6/10 Ohio State (SECN+)	W, 88-80
Nov. 15	UNCG (SECN+)	W, 92-44
Nov. 18	at Clemson (ESPN3)	W, 67-41
Nov. 22	at UCLA (Pac-12 Network)	W, 68-65

*Waikiki Beach Marriott
Rainbow Wahine Showdown*

Nov. 27	vs. #16/18 Arizona State	W, 60-58
Nov. 28	vs. CSU Bakersfield	W, 90-71
Nov. 29	at Hawaii	W, 67-51

Dec. 6	#14/13 Duke (ESPN2)	W, 66-55
Dec. 13	Winthrop (SECN)	W, 86-37
Dec. 16	Hampton (SECN+)	W, 86-48

CresCom Bank Carolinas College Women's Challenge

Dec. 20	vs. East Carolina	W, 88-57
---------	-------------------	----------

Dec. 22	Elon (SECN+)	W, 78-63
Jan. 3	Arkansas* (ESPNU)	W, 85-32
Jan. 7	at Vanderbilt* (SECN^)	W, 71-61
Jan. 10	#20/- Missouri* (SECN)	Noon
Jan. 14	at Kentucky* (SECN)	7 p.m.
Jan. 17	Texas A&M* (ESPN2)	1:30 p.m.
Jan. 21	at Auburn* (SECN+)	7 p.m.
Jan. 24	at Mississippi State* (ESPN2)	5 p.m.
Jan. 28	Ole Miss* (SECN+)	7 p.m.
Jan. 31	at Texas A&M* (ESPNU)	6 p.m.
Feb. 4	Kentucky* (SECN)	7 p.m.
Feb. 8	Connecticut (ESPN2)	7 p.m.
Feb. 11	Florida* (SECN+)	7 p.m.
Feb. 15	at Tennessee* (ESPN2)	7 p.m.
Feb. 18	Georgia* (SECN+)	7 p.m.
Feb. 22	at Alabama* (SECN)	7 p.m.
Feb. 25	at Ole Miss* (SECN^)	9 p.m.
Feb. 28	LSU* (ESPN2/U)	TBA

SEC Tournament (Jacksonville, Fla.)

Mar. 2	First Round	TBA
Mar. 3	Second Round	TBA
Mar. 4	Quarterfinals	TBA
Mar. 5	Semifinals	TBA
Mar. 6	Final	TBA

All Times Listed as Eastern and are subject to change
< indicates game played in Myrtle Beach, S.C.
* indicates SEC Game

Game Information

Doors Open: 10:30 a.m.

Tickets: \$8 Adults, \$4 Youth (17 and under)

Live Stats: GamecocksOnline.com

Broadcast: SEC Network (Cara Capuano, play-by-play; Gail Goestenkers analyst)

Radio: 107.5 The Game (Brad Muller); Sirius 108 / XM 190; GamecocksOnline.com

Series History

South Carolina Record	3-1
In Columbia, S.C.	1-0
In Columbia, Mo.	1-1
At Neutral Site	1-0
Staley Era	2-1
First Meeting	SC, 72-60, 11/24/01
Current Streak	Won 2

Last Five Meetings:

Date	Result	Location
1/15/15	W, 60-49	Columbia, Mo.
2/2/14	W, 78-62	Columbia, S.C.
2/28/13	L, 58-65	Columbia, Mo.
11/24/02	W, 72-60	Durham, N.C.













Game Notables

- Winning the only other meeting between these two teams in South Carolina's Columbia, the Gamecocks have averaged 65.3 points against the Tigers since Mizzou joined the SEC in 2012-13 while allowing the Tigers just 58.7 points per game during that time. Three veteran Gamecocks average double-figures against the Tigers – Tiffany Mitchell (15.3 ppg, 3 games), Alaina Coates (14.0 ppg, 2 games) and Khadijah Sessions (11.3 ppg, 3 games).
- Of the Gamecocks' 133 all-time SEC regular-season victories, 52 have come in the last five seasons (since 2011-12). In fact, head coach Dawn Staley has accounted for 51.9 percent of the program's SEC victories (69) while coaching in just 32.0 percent of the seasons South Carolina has been in the league.
- Tonight's game is South Carolina's fourth this season against a nationally ranked opponent, and the Gamecocks will face four in their next five games. Sophomore A'ja Wilson has led the way this season vs. ranked opponents, averaging 22.0 points and 12.0 rebounds as the Gamecocks out-scored those three opponents (Ohio State, Arizona State, Duke) 71.3 ppg to 64.3 and out-rebounded them 45.3 rpg to 39.0. South Carolina has won the inside battle, out-scoring those foes in the paint 136-60.
- South Carolina's seniors were crucial to Thursday's win at Vanderbilt with Tiffany Mitchell, Tina Roy and Khadijah Sessions leading the way down the stretch, accounting for eight points in the 11-3 run that closed the game and 18 of the Gamecocks' 22 fourth-quarter points.
- Junior center Alaina Coates needs just three points to become the 31st Gamecock with 1,000 career points.
- The winners of the second segment of this season's "Read with the Gamecocks" program will be honored at halftime today. In this segment, 5,207 participants from 72 schools read over 630,000 pages.

Stat Comparison

Mizzou	SC	
14-1	Overall Record	14-0
1-1	Conference Record	2-0
8-1	Home Record	7-0
5-0	Away Record	4-0
1-0	Neutral Record	3-0
76.6	Points Per Game	78.0
56.3	Opp. Points Per Game	54.5
.456	Field Goal %age	.473
.353	Opp. Field Goal %age	.334
.330	3-Pt. Field Goal %age	.335
.314	Opp. 3-Pt. Field Goal %age	.289
.741	Free Throw %age	.647
14.5	FTs Made Per Game	14.6
17.3	Assists Per Game	15.1
+0.9	Turnover Margin	+1.8
42.5	Rebounds Per Game	43.1
+11.6	Rebounding Margin	+10.9
9.5	Steals Per Game	8.4
4.4	Blocked Shots Per Game	5.3

2015-16 South Carolina Media Roster

1		Bianca Cuevas 5-6 • So. • Guard • Bronx, N.Y. <i>kway-VAAS</i> PPG 8.5 RPG 1.9 APG 17 FG% .408 FT% .718	LAST GAME: 4 pts, 2 assts at Vandy NOTABLE: Scored in double figures 6 times ... Rainbow Wahine Showdown All-Tournament Team, shooting 54.1% at the event to average 17.0 pts ... 2014 McDonald's All-America.	Career Highs Pts: 21 at Ole Miss, 2/1/15 Reb: 4, 6x, vs. Duke, 12/6/15 Ast: 6 vs. CSUB, 11/28/15 Stl: 4, 2x, vs. Sav. St., 12/14/14
3		Kaydra Duckett 5-8 • So. • Guard • Columbia, S.C. <i>KAY-druh DUCK-it</i> PPG 1.1 RPG 1.0 APG 0.6 FG% .444 FT% --	LAST GAME: 2 assts, 2 rebs vs. Arkansas NOTABLE: Has played in 8 games ... logged career-best 15 mins vs. Winthrop, scoring first points of season ... 2014 SCBCA 3A Player of the Year ... won two HS state titles.	Career Highs Pts: 3 vs. Hampton, 12/16/15 Reb: 4 vs. Sav. St., 12/14/14 Ast: 3 vs. Winthrop, 12/13/15 Min: 15 vs. Winthrop, 12/13/15
4		Doniyah Cliney 6-0 • R-Fr. • Guard • Newark, N.J. <i>dawn-YAY CLY-nee</i> PPG 2.0 RPG 0.0 APG 0.0 FG% .500 FT% --	LAST GAME: 2 pts in 5 mins at Vandy NOTABLE: Gamecock debut at Vandy after missing 13 games after hand (right) surgery ... sat out last season, practicing with team 2nd semester ... good size on the wing ... won two HS state titles.	Career Highs Pts: 2 at Vanderbilt, 1/7/16 Reb: — Ast: — Stl: —
5		Khadijah Sessions 5-8 • Sr. • Guard • Myrtle Beach, S.C. <i>kub-DEE-zhub SESH-uns</i> PPG 5.8 RPG 2.9 APG 2.7 FG% .500 FT% .633	LAST GAME: 10 pts, 4 rebs, 3 stls at Vandy NOTABLE: Team captain ... best FG %age of her career ... last 5 games 6.6 ppg on 52.4% FG ... handed out 4+ 6 times and scored 10+ pts 3 times this season ... 7th in SEC in steals (2.1).	Career Highs Pts: 19 vs. Auburn, 2/3/13 Reb: 6 vs. Clemson, 11/20/14 Ast: 8 vs. NC Central, 12/1/14 Stl: 4, 13x, vs. Duke, 12/6/15
22		A'ja Wilson 6-5 • So. • Forward • Hopkins, S.C. <i>A-zhub</i> PPG 16.0 RPG 9.0 BPG 2.5 FG% .544 FT% .653	LAST GAME: 4 pts, 6 rebs at Vandy NOTABLE: SEC-best 7 dbl-dbls and 2.5 blocks per game ... 4th in SEC in rpg and FG%, 7th in ppg ... Naismith, Wooden and Drysdale Watch Lists ... 1st SC fr. to earn All-America.	Career Highs Pts: 28 vs. Duke, 12/6/15 Reb: 19 at Kentucky, 3/1/15 Blks: 6, 2x, vs. UNCG, 11/15/15 Stl: 3, 4x, vs. C. Mich., 12/20/14
23		Tina Roy 5-11 • Sr. • Guard • Kaplan, La. PPG 6.4 RPG 1.5 APG 2.4 FG% .345 FT% .500	LAST GAME: 13 pts, 4-6 3FG at Vandy NOTABLE: Team captain ... started first nine games this season ... Last 3 games - 14.3 ppg. 14-of-21 3FG (.667) ... 3rd in SEC (79th in nation) in 3FG% (.392), 5th in 3s made/gm (2.1).	Career Highs Pts: 21 vs. Arkansas, 1/3/16 Reb: 8 at Miss. St., 2/6/14 Ast: 10 vs. Sav. St., 12/14/14 Stl: 3 vs. Southern Cal, 11/15/14
24		Sarah Imovbioh 6-2 • Sr. • Forward • Abuja, Nigeria <i>ih-MOE-vee-o</i> PPG 5.9 RPG 5.9 APG 0.2 FG% .633 FT% .513	LAST GAME: 2 rebs in 5 mins at Vandy NOTABLE: Great energy ... 10+ rebs 3 times ... 10-of-14 FTs (.714) in last 5 games ... avg. dbl-dbl in 2014-15, 10.8 rpg (19th in nation, 1st in ACC) and 12.6 ppg.	Career Highs Pts: 19 vs. Hampton, 12/16/15 Reb: 12 vs. ECU, 12/20/15 Ast: 2 vs. ECU, 12/20/15 Stl: 2, 2x, at Clemson, 11/18/15
25		Tiffany Mitchell 5-9 • Sr. • Guard • Charlotte, N.C. PPG 14.6 RPG 3.1 APG 2.5 FG% .425 FT% .783	LAST GAME: 22 pts, 5 assts, 2 stls at Vandy NOTABLE: Team captain ... last 5 gms: 17.4 ppg, 47.5% FG, 46.2% 3FG, 3.2 apg ... 10th in SEC in ppg, 8th 3s made ... Naismith, Wooden and Drysdale Watch Lists ... 2x SEC POY, All-America.	Career Highs Pts: 25 vs. Georgia, 2/27/14 Reb: 11, 5x, at Arkansas, 1/2/14 Ast: 9 at SDSU, 11/23/13 Stl: 7 vs. NC Central, 12/1/14
31		Asia Dozier 6-0 • Sr. • Guard/Forward • Columbia, S.C. <i>DOE-zbur</i> PPG 4.2 RPG 1.0 APG 2.2 FG% .396 FT% .875	LAST GAME: 3 pts, 4 assts at Vandy NOTABLE: Two-time team captain... started four games ... missed SEC opener due to injury ... avg. 6.5 points, 2.4 assists over last 5 games ... scored in double figures vs. East Carolina.	Career Highs Pts: 16, 2x, at SDSU, 11/23/13 Reb: 10 vs. Elon, 11/9/12 Ast: 6, 3x, vs. UNCG, 11/15/15 Stl: 2, 9x, vs. Hampton, 12/16/15
40		Jatarie White 6-4 • So. • Forward • Charlotte, N.C. <i>juh-TAR-ee</i> PPG 3.4 RPG 4.1 BPG 0.6 FG% .308 FT% .600	LAST GAME: 2 pts, 2 rebs at Vandy NOTABLE: Solid play not always in the box score ... grabbed at least 5 rebs 5x this season ... 5.4 ppg over last five games ... 2014 WBCA, McDonald's All-America.	Career Highs Pts: 14 vs. ECU, 12/20/15 Reb: 9 vs. Winthrop, 12/13/15 Blk: 4 vs. Winthrop, 12/13/15 Stl: 2 vs. Syracuse, 3/22/15
41		Alaina Coates 6-4 • Jr. • Center • Irmo, S.C. <i>uh-LAY-nuh COATS</i> PPG 12.9 RPG 9.1 BPG 1.9 FG% .688 FT% .544	LAST GM: 11 pts, 10 rebs at Vandy NOTABLE: SEC-best 7 dbl-dbls (1 triple) - 5 in last 6 games ... 2nd in nation FG %age ... 3rd in career blocks (152), 6th in career dbl-dbls (29), school-record 12 vs. SEC ... two-time All-SEC.	Career Highs Pts: 29 vs. Winthrop, 12/13/15 Reb: 17 vs. Kentucky, 1/9/14 Blk: 10 vs. Winthrop, 12/13/15 Min: 32 at UCLA, 11/22/15
44		India Farmer 6-0 • Jr. • Forward • N. Myrtle Beach, S.C. PPG 0.0 RPG 1.0 APG 0.0 FG% .000 FT% --	LAST GAME: 1 reb in 3 mins vs. Arkansas NOTABLE: Played in 4 games this season after seeing action in 16 in 2014-15, including five SEC and three postseason ... great team player ... works hard with good attitude.	Career Highs Pts: 3, 2x, vs. Alabama, 1/19/14 Reb: 3 vs. NC Central, 12/2/13 Blk: 2 vs. UNCG, 11/15/15 Stl: 1 at Florida, 1/19/15

Starter

Reserve

Gamecocks' Five-Second Count

South Carolina is enjoying its most successful period in program history. The 2015 Senior Class set a four-year record with 113 wins and a .813 winning percentage. The 2016 Senior Class has a chance top that number, currently holding a record of 102-16, winning 86.4 percent of its contests. Winning consecutive SEC regular-season titles in the last two seasons, South Carolina has not finished outside the SEC's top four in four campaigns. Nationally, 63 straight AP Poll appearances is the new program record.

In the last two seasons, three Gamecocks have earned All-America honors. Seven Gamecocks have earned All-SEC selection in the last two seasons, including three members of the 2015-16 squad.

Quick Facts

The University

Location: Columbia, S.C.

Founded: 1801

Enrollment: 32,972

Colors: Garnet (PMS 202C) and Black

Nickname: Gamecocks

Conference: Southeastern

President: Dr. Harris Pastides

Athletics Director: Ray Tanner

Facility: Colonial Life Arena (18,000)

Coaching Staff

Head Coach: Dawn Staley

Alma Mater: Virginia, 1992

Overall Record: 341-154 (16th season)

School Record: 169-74 (8th season)

Assoc. Head Coach (Alma Mater):

Lisa Boyer (Ithaca, 1979)

Assistant Coaches (Alma Mater):

Nikki McCray-Penson (Tennessee, 1995)

Fred Chmiel (Excelsior, 2001)

Team Information

2014-15 Record: 34-3

Home: 16-0 Away: 9-2 Neutral: 9-1

SEC Record (Finish): 15-1 (T-1st)

Home: 8-0 Away: 7-1

Letterwinners Returning/Lost: 11/3

Starters Returning/Lost: 3/2

Program History

First Year of Women's Basketball: 1974-75

All-Time Record: 749-503 (42nd season)

All-Time SEC Record: 133-200 (23rd season)

NCAA Appearances (Last): 12 (2015)

NCAA Tournament Record: 17-12

2015 NCAA Result: Final Four; L, 65-66, Notre

Dame; Tampa, Fla.

WNIT Appearances (Last): 4 (2011)

WNIT Record: 3-4

Media Relations

Women's Basketball Contact: Diana Koval

Office: 803.777.7977

Cell: 314.369.6050

Email: dkoval@mailbox.sc.edu

Press Row Phone: 803.777.6182

Athletics Department on the Web

Website: GamecocksOnline.com

Twitter: @GamecocksOnline

Instagram: @GamecocksOnline

Facebook: Facebook.com/GamecocksOnline

YouTube: YouTube.com/GamecocksOnline

Women's Basketball on Twitter

Team: @GamecockWBB

Head Coach: @DawnStaley

By the Numbers

2	3	7	52.9
----------	----------	----------	-------------

- Games this season in which the same Gamecock was the top scorer in each quarter
- Triple-double in program history that includes blocked shots after junior center Alaina Coates posted 29 points, 16 rebounds and 10 blocks against Winthrop (Dec. 13)
- Gamecocks ranked among the SEC's top five scorers in league play – Tiffany Mitchell, Tina Roy – both of whom also are among the top five field goal percentage shooters in SEC action both total and from 3-point range
- Points needed by junior center Alaina Coates to reach 1,000 in her career
- Double-doubles by junior center Alaina Coates in the last six games
- Of the highest attended women's basketball games in the nation this season that were played at Colonial Life Arena, including two of the top five League-play stats in which senior guard Tiffany Mitchell is among the SEC's top 15, including 6 ranked among the top five
- Games in which junior center Alaina Coates has shot over 70.0 percent from the field
- Of 21 SEC-only statistics in which South Carolina leads the league – five offensive, three defensive, scoring margin and rebounding margin
- 3s made per game by the Gamecocks in SEC play, who hit 5.2 per game in non-conference play
- Career double-doubles in SEC play by Alaina Coates, which is the new South Carolina record
- Games on South Carolina's schedule against teams currently ranked in the top 25, including 10 against the top 15
- Percent shooting by Gamecock opponents in the fourth quarter, while South Carolina has shot 51.3 percent in the final period this season
- Percent of South Carolina's points scored in the paint this season

Current Streaks

	Total	Home	Road	Neut.
Overall	W14	W41	W4	W3
SEC	W2	W19	W1	—
Non-Conference	W12	W24	W3	W3
Ranked Teams	W3	W7	L2	W1

Missouri Series Notes

The Gamecocks lead the series 3-1, including a 2-1 record since the Tigers joined the SEC for the 2012-13 season. After suffering a loss in the first league game between to the two teams (65-58 at Mizzou on Feb. 28, 2013), the Gamecocks have claimed the last two contests by an average of 13.5 points. Today marks the first meeting in which both teams are nationally ranked.

Last season's victory required late-game heroics from South Carolina's Tiffany Mitchell who answered every Tiger second-half run with a 3-pointer to keep the then-No. 1/1 Gamecocks in front, and 11-of-12 free throw shooting in the final two minutes delivered the 11-point victory.

Mitchell averages a team-best 15.3 points against Mizzou, including 19.5 points per game over the last two seasons. Junior center Alaina Coates averaged 14.0 points in her two games against the Tigers, and senior guard Khadijah Sessions has delivered 11.3 points per game against Mizzou in her career.

South Carolina's results vs. Missouri since the arrival of head coach Dawn Staley:

Date	W/L	Score	Site	Rank (SC/MU)
1/15/15	W	60-49	A	1/-
2/2/14	W	78-62	H	7/-
2/28/13	L	58-65	A	14/-

SEC Title Talk

The media and league coaches picked the Gamecocks to repeat s SEC champions this season. After winning its first SEC regular-season championship in 2013-14, South Carolina shared the title last season. If the

Gamecocks in the Rankings

(thru games of 1/8)

Team	SEC	NCAA	Actual
Scoring Offense	4	25	78.0
Scoring Defense	5	29	54.5
Scoring Margin	3	6	+23.5
Field Goal Percentage	3	13	.473
Field Goal %age Def.	3	12	.334
3-Point FG %age	4	94	.335
3-Point FG %age Def.	9	105	.289
3-Point FG Made/Gm.	6	141	5.9
Free Throw Percentage	12	275	.647
Rebounding Offense	5	—	43.1
Rebounding Defense	3	—	32.3
Rebounding Margin	2	13	+10.9
Assists	8	75	15.1
Steals	10	145	8.4
Turnover Margin	11	115	+1.8
Turnovers	—	35	13.6
Assist-to-Turnover Ratio	4	45	1.1
Blocked Shots	4	32	5.3
Home Attendance Avg.	1	1	14,208

Alaina Coates	SEC	NCAA	Actual
Scoring	17	—	12.9
Rebounding	3	59	9.1
FG Percentage	1	2	.688
Blocks	4	74	1.9
Off. Rebounds	14	—	2.9
Double-Doubles	1	22	7

Tiffany Mitchell	SEC	NCAA	Actual
Scoring	10	215	14.6
FT Percentage	7	149	.783
3FG Made/Game	8	198	1.9

Tina Roy	SEC	NCAA	Actual
3FG Percentage	3	79	.392
3FG Made/Game	5	156	2.1

Khadijah Sessions	SEC	NCAA	Actual
Steals	7	149	2.1

A'ja Wilson	SEC	NCAA	Actual
Scoring	7	129	16.0
Rebounding	4	61	9.0
FG Percentage	4	38	.544
FT Percentage	13	—	.653
Blocks	1	29	2.5
Off. Rebounds	15	—	2.9
Double-Doubles	1	22	7

2015-16 Double-Doubles

Alaina Coates (7)

11/13	Ohio State	17 pts/13 rebs
11/22	at UCLA	12 pts/12 rebs
12/13	Winthrop	29 pts/16 rebs/10 blks
12/16	Hampton	22 pts/12 rebs
12/20	vs. East Carolina	10 pts/15 rebs
1/3	Arkansas	11 pts/10 rebs
1/7	at Vanderbilt	11 pts/10 rebs

Sarah Imovbioh (1)

11/15	UNCG	14 pts/11 rebs
-------	------	----------------

A'ja Wilson (7)

11/13	Ohio State	20 pts/14 rebs
11/15	UNCG	19 pts/10 rebs
11/22	at UCLA	11 pts/10 rebs
11/27	vs. Arizona State	18 pts/11 rebs
12/6	Duke	28 pts/11 rebs
12/20	vs. East Carolina	15 pts/10 rebs
1/3	Arkansas	11 pts/10 rebs

prediction holds, the Gamecocks would become just the third team to win three straight regular-season championships in league history, joining Tennessee (2000-2004, 1993-1995) and Auburn (1987-89)

Home Sweet Home

The Gamecocks are riding a 41-game win streak at Colonial Life Arena into today's game – the longest active home win streak in the nation. South Carolina turned in back-to-back perfect seasons, going 16-0 at home in 2013-14 and 2014-15. The Gamecocks' last loss at Colonial Life Arena was a 50-48 decision to No. 14 Texas A&M on Feb. 10, 2013.

South Carolina is 401-155 (.721) at home, including a 156-58 (.497) record at Colonial Life Arena. Head coach Dawn Staley owns a 90-25 (.609) record at home.

Ranked Readings

South Carolina's 10 wins against ranked foes last season set a program record, topping the eight wins of the 1979-80 squad. Of those wins, five came against a top-10 foe.

This season, the Gamecocks have 12 games on the schedule against teams currently ranked in the top 25. South Carolina opened the season with a win over No. 6/10 Ohio State (Nov. 13, 88-80), following that with victories over No. 16/18 Arizona State (Nov. 27, 60-58) and No. 14/13 Duke (Dec. 6, 66-55).

After posting a 17-8 record against ranked opponents since the start of the 2013-14 season, head coach Dawn Staley has a 28-42 mark vs. the nation's best teams during her South Carolina tenure, highlighted by a 16-8 mark when the Gamecocks carry a better ranking than their opponent into the contest.

SEC Story

Head coach Dawn Staley has steadily lifted the Gamecocks' national profile by building the Gamecocks into a consistent SEC contender with back-to-back regular-season titles, shirking decades of difficulty in the nation's best women's basketball conference.

In her eighth season at the helm, Staley boasts a 69-43 (.616) SEC regular-season record and has finished

outside the league's top five just twice – an unprecedented achievement for a program that had finished INSIDE the top five only two times in the previous 17 seasons. Staley's 69 wins include four seasons of double-digit league victories – 10-6 in 2012, 11-5 in 2013, an SEC-best 14-2 in 2014 and 15-1 in 2015.

Staley's SEC regular-season record includes a 39-18 (.684) mark at home and a 30-25 (.545) slate on the road.

Fast Start

South Carolina is looking to start a season 15-0 for just the second time in program history but the second time in as many seasons. The Gamecocks rocketed through the 2014-15 season with 22 straight victories. Prior to that, a 10-0 start was the program's best and was accomplished by the 1981-82, 2012-13 and 2013-14 teams.

Poll Position

South Carolina remains at No. 2 in the nation in both polls this week, marking the 27th-straight time the Gamecocks have been ranked among the nation's top three teams. South Carolina has held a top-10 position in the Associated Press poll for 38 straight weeks and been ranked in the AP top 25 for 63 consecutive weeks (beginning Dec. 10, 2012), breaking the school record of 62 from Feb. 27, 1979 through Jan. 9, 1983.

Diversified Assets

Head coach Dawn Staley has compiled an arsenal of offensive weapons that keeps growing throughout the season with no one Gamecock dominating the stat line, especially on offense. While nine different Gamecocks have been the team's top scorer in at least one quarter this season, no Gamecock has led the team in scoring for all four quarters of a game. A single player has topped the team in three quarters just five times – Alaina Coates (Winthrop), Tiffany Mitchell (at Clemson, at Vandy) and A'ja Wilson (vs. CSUB, Duke).

Be Aggressive

Led by arguably among the best frontcourts in the nation, South Carolina ranks 24th in the country in free throw attempts at 317. The Gamecocks average the most free throw attempts (22.6) than any other team ranked in the AP Top 25. No. 3/3 Notre Dame is just behind at 22.3 per game, ranking higher in total attempts (13th, 334) through its 15 games this season.

A Little Help From My Friends

Playing under one of the best point guards in U.S. women's basketball history, South Carolina has always been committed to finding the teammate with the best shot. Early this season, the Gamecocks were not as proficient in that area as they had been, assisting on 45.9 percent of their field goals (158 of 344) in non-conference action. So far in league play, South Carolina has rediscovered its roots, handing out assists on 33 of 38 made field goals (56.9 percent). In fact, the highest scoring Gamecocks in league play, Tiffany Mitchell (17.0 ppg) also leads the team in assists (4.5 apg).

Getting Back Where We Belong

The Gamecocks have steadily marched up the national standings in field goal percentage and field goal percentage defense, ranking among the country's top 15 in both. South Carolina has long been among the

2015-16 Awards

Alaina Coates

Naismith Early Season Watch List
Wooden Award Watch List
Preseason All-SEC First Team (Media, Coaches)

Bianca Cuevas

Rainbow Wahine Showdown All-Tournament

Tiffany Mitchell

Naismith Early Season Watch List
USBWA Ann Meyers Drysdale Award Watch List
Wooden Award Watch List
Preseason All-America (AP, Lindy's, Athlon, SI, ESPN)
Preseason All-SEC First Team (Media, Coaches)
Preseason SEC Player of the Year (Media, Coaches)

A'ja Wilson

2015 USA Basketball Female Athlete of the Year
Naismith Early Season Watch List
USBWA Ann Meyers Drysdale Award Watch List
Wooden Award Watch List
Rainbow Wahine Showdown Tournament MVP
Preseason All-America 2nd Team (Lindy's, SI, ESPN)
Preseason All-America Honorable Mention (AP)
Preseason All-SEC First Team (Media, Coaches)
SEC Player of the Week (Nov. 13-16; Nov. 24-30; Dec. 1-7)

nation's best defensive teams, adding offensive efficiency in recent seasons. The Gamecocks finished last season ranked fourth in the nation in field goal percentage (.484) and 10th in field goal percentage defense (.349). South Carolina is currently shooting 47.3 percent from the field (13th) and holding opponents to 33.4 percent (12th). South Carolina is 25th in the nation in points per game and 29th in scoring defense, allowing opponents just 54.5 points per game.

Crunch Time

The Gamecocks have played three games decided by single-digit points this season, two of which they trailed at halftime but came back to win. In those outings, offense has made the difference with the Gamecocks shooting 52.0 percent from the field in the fourth quarters of those three games. Of these three opponents, only Arizona State out-shot South Carolina in the fourth quarter (.353-.313) with the Gamecocks making up the difference at the free throw line and on the glass in the waning moments of the contest.

Overall, South Carolina shoots much better in the second half (50.2 percent) than the first (44.5 percent) as opposing defenses begin to feel the effects of the Gamecocks' frontcourt and pace of play. South Carolina's offensive efficiency builds steadily throughout the game with 18 of the 28 quarters in which the Gamecocks have shot at least 50 percent coming in the second half.

Offensive Operation

Head coach Dawn Staley is often thought of as a defensive coach, but she has steadily built an efficient offensive team over the last few seasons, culminating in the 2014-15 squad's 75.9 points per game (fourth-best in program history and the first new entry in the top five since 1993-94) on 48.4 percent shooting. That group

Gamecocks in 2015-16 National Polls

Poll	Pre	11/16	11/23	11/30	12/7	12/14	12/21	12/28	1/4	1/11	1/18	1/25	2/1	2/8	2/15	2/22	3/1	3/8	3/16	Final
Associated Press	2	2	2	2	2	2	2	2	2											
Coaches	2	2	2	2	2	2	2	2	2											

ranked 18th in the nation in scoring and fourth in field goal percentage. Here's a look at the offense's growth over the last five seasons.

Season	PPG	FG%age
2015-16	78.0	.473
2014-15	75.9	.484
2013-14	72.9	.474
2012-13	61.3	.390
2011-12	61.2	.398
2010-11	58.7	.380

Strength in Numbers

Based on cumulative opponent winning percentage, South Carolina currently has the 12th toughest schedule in the nation. The 26 teams the Gamecocks will face this season have a current winning percentage of .674. The SEC dominates the top 15 schedules with six entries. The Pac-12 is just behind with four.

With seven games away from Columbia so far this season, the Gamecocks are 6th in the RPI – best in the SEC ahead of Kentucky (9th) and Tennessee (10th) with Mississippi State (28) and Georgia (30) also among the top 30. Three others – Texas A&M (31), Missouri (32) and Florida (40) – are in the top 50.

Quarter Breakdown

Through 56 quarters this season, South Carolina has out-scored its opponent 41 times with the Gamecocks topping their foe by double digits 14 times, including a season-high differential of 26 (35-9) in the second quarter against Arkansas (Jan. 3). This season's best first-quarter advantage is 19 (26-7) against Winthrop (Dec. 13), third-quarter margin is 22 (29-7) against Arkansas (Jan. 3) and fourth-quarter edge is 17 (27-10) vs. Hampton (Dec. 16). South Carolina has shot at least 50.0 percent in 28 quarters this season with a high of 80.0 percent (8-of-10) in the third quarter against Hampton. The Gamecocks best shooting quarter is the fourth, during which they are hitting 51.3 percent from the field.

Defensively, of the 10 lowest shooting percentage quarters for opposing teams seven have been in the second half, including four of the five lowest.

A more detailed look at the quarter-by-quarter production for the Gamecocks and their opponents.

Qtr.	SC/Opp	SC/Opp	SC/Opp
	Avg. Pts	Avg. Rebs	FG%
1	18.9/13.6	11.2/9.5	.408/.332
2	18.9/13.1	10.1/7.1	.503/.361
3	21.4/14.4	11.3/8.9	.493/.335
4	19.0/13.1	11.2/7.7	.513/.299

Individually, sophomore forward A'ja Wilson has turned in four of the seven double-digit scoring quarters this season, but senior guard Tina Roy owns the top spot

Team Specialty Stats

South Carolina-Opponent

	Pts. in Paint	Pts. Off TOs	2nd Chance Pts	Fast Break Pts
11/13 OSU	52-20	20-14	21-8	16-9
11/15 UNCG	52-18	29-4	16-10	13-8
11/18 at Clem.	24-16	21-2	22-11	8-0
11/20 at UCLA	30-20	8-17	10-9	4-6
11/27 vs. ASU	42-16	18-20	8-9	2-0
11/28 vs. CSUB	48-20	16-7	7-7	2-0
11/29 at Hawaii	36-18	23-5	12-11	6-0
12/6 Duke	42-24	15-6	18-9	15-6
12/13 Winthrop	50-18	20-9	14-10	19-6
12/16 Hampton	42-22	7-18	17-1	2-10
12/20 vs. ECU	46-18	16-6	17-11	2-0
12/22 Elon	40-32	21-17	14-10	9-8
1/3 Ark.	44-10	28-8	20-5	16-2
1/7 at VU	30-30	12-12	6-9	10-6
1/10 Mizzou				
1/14 at UK				
1/17 TAMU				
1/21 at Aub.				
1/24 at MSU				
1/28 Miss.				
1/31 at TAMU				
2/4 UK				
2/8 UConn				
2/11 Fla.				
2/15 at Tenn.				
2/18 Ga.				
2/22 at Ala.				
2/25 at Miss.				
2/28 LSU				
Season Avg.	41.3-20.1	18.1-10.4	14.4-8.6	8.9-4.4
SEC Avg.	37.0-20.0	20.0-10.0	13.0-7.0	23.0-4.0

with 15 points in the third quarter against Arkansas (Jan. 3). Senior guard Tiffany Mitchell has the highest first-quarter scoring total with nine against both CSUB (Nov. 28) and Winthrop (Dec. 13). Wilson owns the best mark in the other two quarters, turning in 11 in the second quarter against UNCG (Nov. 15) and 12 in the fourth quarter against Ohio State (Nov. 13).

SEC Active Leaders

The SEC compiled its active leaders in seven statistical categories this week, and five different Gamecocks are among the top 10 in at least one category. Senior Tiffany Mitchell's league-high six entries is not a surprise given the breadth of her resume, but the appearance of sophomore A'ja Wilson at No. 5 on the active blocked

Starters vs. Bench Points

	SC Starters	Opp. Starters	SC Bench	Opp. Bench
11/13 OSU	58	70	30	10
11/15 UNCG	52	33	40	11
11/18 at Clem.	38	33	29	8
11/22 at UCLA	57	55	11	10
11/27 vs. ASU	39	38	21	20
11/28 vs. CSUB	56	47	34	24
11/29 at Hawaii	46	36	21	15
12/6 Duke	64	45	2	10
12/13 Winthrop	55	30	31	7
12/16 Hampton	69	35	17	15
12/20 vs. ECU	58	47	30	10
12/22 Elon	59	52	19	11
1/3 Ark.	65	24	20	8
1/7 at VU	50	35	21	26
1/10 Mizzou				
1/14 at UK				
1/17 TAMU				
1/21 at Aub.				
1/24 at MSU				
1/28 Miss.				
1/31 at TAMU				
2/4 UK				
2/8 UConn				
2/11 Fla.				
2/15 at Tenn.				
2/18 Ga.				
2/22 at Ala.				
2/25 at Miss.				
2/28 LSU				
Season Avg.	54.7	41.3	23.3	13.2
SEC Avg.	57.5	29.5	20.5	17.0

shots list, which junior Alaina Coates leads, may catch some observers off guard.

Mitchell headlines the South Carolina entries ranking second in scoring (1,568) and steals (193); third in field goals made (528) and 3-pointers made (146); fourth in assists (302) and eighth in rebounding (518). She is the highest-ranking guard on the rebounding list, which includes just two other true perimeter players.

Coates is the league's active leader in blocks (152), sits third in rebounds (698) and 10th in scoring (997). She also has a current SEC-high 29 career double-doubles, including seven this season.

Senior Khadijah Sessions holds sixth in steals (146) and eighth in assists (256). Senior Tina Roy is on the 3-pointers made list, coming in at fourth (127).

Great Gamecock Fans

The state of South Carolina has rallied around head coach Dawn Staley's program in unprecedented numbers. Average attendance has grown steadily over the last three seasons, culminating in this season's sell-out of the season-ticket allotment – over 11,000. Only single-game, general admission tickets remain available for purchase.

South Carolina leads the nation in average attendance at 14,208 and is the only program averaging at least 10,000 fans this season.

Delving more deeply into the numbers, South Carolina's Colonial Life Arena's capacity of 18,000 makes it the seventh-largest women's basketball venue in the nation. South Carolina is the only one of those selling over 50 percent of their capacity as Gamecocks fans are filling Colonial Life Arena at 78.93 percent capacity, the highest of any facility seating at least 10,000 and sixth overall.

Prior to 2015-16, the Gamecocks led the nation in average attendance increase in each of the previous two

All-Time Records vs. SEC Teams

Opponent	Overall	Under	SEC	SEC	H	A	N	Streak	Last
		Staley	Season	Tourn.					
Alabama	21-15	11-0	16-12	2-2	11-5	8-8	2-2	Won 11	W: 85-54, 1/29/15 (H)
Arkansas	15-17	8-3	14-15	1-2	9-5	5-10	1-2	Won 7	W: 85-32, 1/3/16 (H)
Auburn	18-21	6-3	13-15	1-1	11-7	6-12	1-2	Won 3	W: 77-58, 1/2/14 (H)
Florida	14-20	6-4	12-18	0-2	6-10	8-8	0-2	Won 6	W: 77-42, 1/19/15 (A)
Georgia	10-33	6-6	7-21	2-2	4-14	3-15	3-4	Won 3	W: 58-35, 2/5/15 (A)
Kentucky	22-33	6-9	18-25	0-2	16-9	6-20	0-4	Lost 1	L: 56-67, 3/1/15 (A)
LSU	9-22	6-5	7-22	2-0	4-10	3-12	2-0	Won 5	W: 74-54, 3/7/15 (N)
Ole Miss	18-17	8-2	14-12	2-4	10-4	6-8	2-5	Won 6	W: 77-59, 2/1/15 (A)
Miss. State	15-16	6-3	14-14	0-2	10-5	5-9	0-2	Won 6	W: 69-50, 2/26/15 (H)
Missouri	3-1	2-1	2-1	—	1-0	1-1	1-0	Won 2	W: 60-48, 1/15/15 (A)
Tennessee	4-45	3-8	2-26	1-3	2-19	1-21	1-5	Won 2	W: 62-46, 3/8/15 (N)
Texas A&M	1-3	1-3	1-2	0-1	1-1	0-1	0-1	Won 1	W: 79-61, 1/26/15 (H)
Vanderbilt	13-21	8-2	13-18	0-2	7-8	5-11	0-2	Won 6	W: 71-61, 1/7/16 (A)
Totals	163-264	77-49	133-200	11-23	90-97	57-136	13-30	Won 5	

seasons and paced the country in average attendance in 2014-15 at 12,293. South Carolina played in front of over 10,000 fans 15 times that season with 13 of those coming at Colonial Life Arena. The 17,156 fans that turned out for the Jan. 11 game against Kentucky were just shy of the women's basketball record of 17,712 (vs. Clemson, 11/22/02) at the facility.

U-S-A, U-S-A

USA Basketball honored two Gamecocks for their contributions to the Americans' medal count in 2015. Head coach Dawn Staley became the first person to earn Athlete of the Year and Coach of the Year honors from USA Basketball, sharing the 2015 coaching award with Sean Miller. Sophomore forward A'ja Wilson earned USA Basketball Female Athlete of the Year honors for her MVP effort at the FIBA U19 Women's World Championship.

Two other Gamecocks also represented USA Basketball last summer. Senior Tiffany Mitchell and junior Alaina Coates on the U.S. Pan Am Games silver medal team.

Miscellaneous Stats

Triple-Doubles	2015-16	Career	Record
Alaina Coates	1	1	1-0

Double-Doubles	2015-16	Career	Record
Alaina Coates	7	29	28-1
A'ja Wilson	7	12	11-1
Sarah Imovbioh	1	1	1-0
Tiffany Mitchell	0	4	4-0

20+ Points	2015-16	Career	Record
A'ja Wilson	3	8	7-1
Alaina Coates	2	10	9-1
Tiffany Mitchell	1	14	14-0
Bianca Cuevas	1	2	2-0
Tina Roy	1	1	1-0

10+ Points	2015-16	Career	Record
Tiffany Mitchell	14	88	79-9
Alaina Coates	11	58	55-3
A'ja Wilson	10	39	37-3
Bianca Cuevas	6	14	14-0
Khadijah Sessions	3	23	22-1
Tina Roy	3	15	13-2
Sarah Imovbioh	2	2	2-0
Asia Dozier	1	14	13-1
Jatarie White	1	3	3-0

10+ Rebounds	2015-16	Career	Record
Alaina Coates	7	32	31-1
A'ja Wilson	7	12	11-1
Sarah Imovbioh	3	3	3-0
Tiffany Mitchell	0	7	6-1
Asia Dozier	0	1	1-0

5+ Assists	2015-16	Career	Record
Tiffany Mitchell	2	13	13-0
Khadijah Sessions	2	12	12-0
Asia Dozier	2	10	10-0
Bianca Cuevas	1	6	6-0
Tina Roy	0	5	5-0

5+ Steals	2015-16	Career	Record
Tiffany Mitchell	0	8	8-0

5+ Blocks	2015-16	Career	Record
Alaina Coates	1	4	4-0
A'ja Wilson	1	2	1-1

Highest Honors

Experts have their eye on three Gamecocks in the running for national player of the year honors – senior guard Tiffany Mitchell, junior center Alaina Coates and sophomore forward A'ja Wilson. South Carolina is in elite company with that many players in the running.

Most recently, the trio appeared on the Naismith Early Season Watch List, which included the 50 best players in the nation. South Carolina was one of three teams with three entries.

The USBWA announced its 20-member watch list for the Ann Meyers Drysdale Award, which included Mitchell and Wilson, putting South Carolina among just three programs with multiple players recognized.

The Wooden Award got the streak going, announcing its 30-player watch list, which featured all the Gamecocks. South Carolina joined UConn as the only schools with three players selected.

Mitchell's March

Senior guard Tiffany Mitchell has worked her way into the annual national player of the year conversations over the last two seasons, and expectations are the same this season for the two-time All-American and reigning back-to-back SEC Player of the Year. Ranking among the SEC's best in numerous categories over the last three seasons, Mitchell is steadily moving up various Gamecocks' career charts as well.

Here are a few of the career benchmarks she has a chance to catch:

Category	Current	Chasing	To Go
Points	1,568 (10th)	1,585 (9th)	17
3FG Made	146 (7th)	152 (6th)	6
FT Made	370 (5th)	411 (4th)	43
FT Att.	486 (7th)	513 (6th)	27
Steals	193	212 (10th)	19
Minutes	3,514 (9th)	3,685 (8th)	171
Games	118	125 (10th)	7

Legacy of Leadership

South Carolina has thrived under excellent leadership from its team-selected captains the last few seasons.

While some thought that area would be a question mark heading into this season, the Gamecocks selected their four returning seniors – Asia Dozier, Tiffany Mitchell, Tina Roy and Khadijah Sessions – as their captains. All but Roy have served in that capacity at least once prior to this season.

Double-Double Trouble

Junior center Alaina Coates has the size and skill to take over games against any opponent and continues to grow more comfortable in that role. With and SEC-best seven double-doubles this season, she is among the SEC top 20 in both scoring (17th, 12.9 ppg) and rebounding (3rd, 9.1 rpg). Her .688 field goal percentage leads the

Games Led Team In...

(Tied for team lead in each category included)

Scoring	2015-16	Career	Record
A'ja Wilson	6	21	19-2
Tiffany Mitchell	5	42	40-2
Alaina Coates	2	14	13-1
Tina Roy	2	4	4-0
Bianca Cuevas	1	3	3-0
Khadijah Sessions	0	3	2-1
Asia Dozier	0	2	2-0

Rebounding	2015-16	Career	Record
Alaina Coates	8	42	40-2
A'ja Wilson	7	16	15-1
Sarah Imovbioh	2	2	2-0
Jatarie White	1	1	1-0
Tiffany Mitchell	0	10	9-1

Assists	2015-16	Career	Record
Khadijah Sessions	6	28	26-2
Asia Dozier	3	16	16-0
Tina Roy	3	13	13-0
Tiffany Mitchell	3	32	30-2
Bianca Cuevas	1	9	8-1
Shay Colley	1	1	1-0
Alaina Coates	0	1	1-0

2015-16 Scoring Differentials

Largest lead in a win..... by 52 (84-32), 4th-3:11, vs. Winthrop, 12/13
 Largest deficit overcome to win..... by 7 (13-20), 2nd-8:58, vs. Elon, 12/22
 by 7 (16-23), 2nd-8:15, vs. Arizona State, 11/27

2015-16 Roster

No.	Name	Pos.	Ht.	Yr.	Hometown/Last School
1	Bianca Cuevas	G	5-6	So.	Bronx, N.Y./Nazareth Regional
3	Kaydra Duckett	G	5-8	So.	Columbia, S.C./Dreher
4	Doniyah Cliney	G	6-0	R-Fr.	Newark, N.J./Malcolm X Shabazz
5	Khadijah Sessions	G	5-8	Sr.	Myrtle Beach, S.C./Myrtle Beach
10	Allisha Gray*	G	6-0	Jr.	Sandersville, Ga./North Carolina
15	Tiffany Davis	G	5-7	Jr.	Houston Texas/Westbury Christian
22	A'ja Wilson	F	6-5	So.	Hopkins, S.C./Heathwood Hall
23	Tina Roy	G	5-11	Sr.	Kaplan, La./Kaplan
24	Sarah Imovbioh	F	6-2	Sr.	Abuja, Nigera/Virginia
25	Tiffany Mitchell	G	5-9	Sr.	Charlotte, N.C./Providence Day
31	Asia Dozier	G/F	6-0	Sr.	Columbia, S.C./Spring Valley
35	Kaela Davis*	G	6-2	Jr.	Suwanee, Ga./Georgia Tech
40	Jatarie White	F	6-4	So.	Charlotte, N.C./Providence Day
41	Alaina Coates	C	6-4	Jr.	Irmo, S.C./Dutch Fork
44	India Farmer	F	6-0	Jr.	North Myrtle Beach, S.C./North Myrtle Beach

* indicates will sit out 2015-16 due to NCAA transfer rules

Head Coach: Dawn Staley

Assoc. Head Coach: Lisa Boyer

Assistant Coaches: Nikki McCray-Penson, Fred Chmiel

league and ranks second in the nation.

Coates needs just three points to become the 31st Gamecock to reach 1,000 in her career. Only 12 members of that group have also amassed 700 career rebounds, from which Coates is just two away.

With 29 career double-doubles, during which the Gamecocks are 28-1, she is tied for sixth in program history in that category, just three shy of reaching the all-time top five, which has not changed since Marsha Williams moved into the No. 2 spot in 1992-93 with 44. (The school record of 70 belongs to Sheila Foster, 1979-82) With back-to-back double-doubles to open league play, Coates matched and then broke Williams' school record for double-doubles in SEC action, previously 11 now 12.

The SEC's active leader with 152 career blocks, Coates is third in South Carolina history in the category. She is just 25 shy of Lakesha Tolliver's (2004-07) career record of 177.

Hometown Hero

Sophomore forward A'ja Wilson has lived up to her billing, both this season being selected to the watch lists for the Wooden, Naismith and the USBWA Ann Meyers Drysdale Awards and last season as the SEC Freshman of the Year, First-Team All-SEC selection and the first Gamecock freshman to earn All-America honors.

This season, Wilson has been the Gamecocks' top scorer six times and top rebounder in seven games. She leads the SEC in blocks per game (2.5) and double-doubles (7), categories in which she ranks 29th and 22nd in the nation, respectively. Wilson is also among the SEC's top five in rebounding (4th, 9.0) and field goal percentage (4th, .544), and comes in seventh in scoring (7th, 16.0).

Named SEC Player of the Week three times in the first four weeks of the season, Wilson has routinely delivered at crunch time – 12 of her 20 points against #6/10 Ohio State (Nov. 13) came in the fourth quarter, including six of the team's 10 in the final 2:35; scoring

and rebounding late at UCLA (Nov. 22) put Gamecocks on top in final 3:00 of tight game; three rebounds in final 18 seconds of tie game vs. #16/18 Arizona State (Nov. 27) led to game-winning free throws with 0.6 seconds to play; 10 points in fourth quarter vs. CSU Bakersfield (Nov. 28) broke open seven-point game heading into the period; and 20 second-half points against Duke included 12 of the team's 16 in the third quarter and six in the final 1:45 of the game.

Made by Tiffany's

After missing all but the final week of preseason, senior guard Tiffany Mitchell has been working herself back into form and is more consistently showing her All-America results.

Always a hard worker, Mitchell's approach to her out-of-practice work changed between her freshman and sophomore seasons, and results followed more prominently in efficiency and, as a by-product, in assist average. After a comparatively slow start this season due to offseason surgery, she is returning to her elite level, shooting 47.7 percent from the field over the last six games, including 46.8 percent from 3-point range, to average 16.5 points with her 3.2 assists during the stretch. Through the season's first eight games, averaging 13.1 points and 2.0 assists, Mitchell shot just 38.4 percent from the field and 31.6 percent from the arc.

With opponents changing annually, the truest measure of Mitchell's growth is in her SEC regular-season numbers:

SEC Season	PPG	FG%	3FG%	APG
2016	17.0	.500	.455	4.5
2015	14.6	.486	.327	2.5
2014	15.9	.509	.567	3.4
2013	7.8	.323	.300	1.3

Zone Buster

Senior guard Tina Roy opened her fifth and final season with the Gamecocks in the starting lineup after great offseason and preseason work. The Kaplan, La., native struggled to get her shot on track early, though, and ceded her starting role after nine games. Roy returned from the holiday break with a renewed sense of urgency around practice, and the change has shown in games.

Roy kicked off 2016 by tying the school record for made 3s in an SEC game, burying seven against

Arkansas (Jan. 3) and followed that with four at Vanderbilt (Jan. 4). Entering the season hitting 29.5 percent from 3-point range in her career, Roy is hitting 39.2 from behind the arc this season, including 61.1 percent so far in SEC action. She is among the league's top five in 3-point percentage (3rd, .392) and made 3s per game (2.1) for the season.

The Senior Sessions

Named a team captain for the second time in three seasons, senior Khadijah Sessions has had a vice-like grip on the starting point guard spot for the Gamecocks over the last three seasons. After leading the team to back-to-back SEC regular-season championships and the program's first NCAA Final Four during that stretch, the Myrtle Beach, S.C., native took the challenge of expanding her offensive game to force opposing defenses to honor her as a scoring threat, especially in the half-court.

Sessions has delivered so far, shooting a career-best 50.0 percent from the field this season. She has scored at least five points 10 times through 14 games, including three double-digit outings. In the last five games, Sessions averaged 6.6 points on 52.4 percent shooting, including 5-of-9 (.556) from 3-point range, while still averaging 2.6 assists per game and 1.8 steals

Back in the Spotlight

Senior guard/forward Asia Dozier returned to the starting lineup against Hampton (Dec. 16), once again working her way into the opening tipoff after selflessly yielding her spot to a teammate in the team's best interest. The two-time team captain notably offered her starting role prior to the 2014-15 season, which head coach Dawn Staley gave it to Alaina Coates for the first six games before deciding that the two players' roles were better served in the reverse. This season, Dozier stepped aside for fellow-senior Tina Roy, who was shooting well in the preseason and could provide more immediate offensive punch. Yet again, Dozier kept a good attitude and work ethic throughout, proving her value to her coach and team, and Staley reinserted her into the lineup eight games into the season.



Around the SEC

(Thru 1/7)

	SEC Games			Overall		
	W	L	Pct.	W	L	Pct.
Mississippi St.	2	0	1.000	15	1	.937
South Carolina	2	0	1.000	14	0	1.000
Alabama	1	1	.500	12	3	.800
Arkansas	1	1	.500	6	9	.400
Auburn	1	1	.500	11	4	.733
Florida	1	1	.500	13	2	.867
Kentucky	1	1	.500	12	1	.923
LSU	1	1	.500	7	8	.467
Ole Miss	1	1	.500	9	6	.600
Missouri	1	1	.500	14	1	.933
Texas A&M	1	1	.500	11	4	.733
Tennessee	1	1	.500	10	4	.714
Georgia	0	2	.000	12	3	.800
Vanderbilt	0	2	.000	11	4	.733

Today's Games

January 10

Florida at Ole Miss, 2 p.m. (SECN)
 #10/9 Kentucky at Georgia, 2 p.m. (SECN+)
 Vanderbilt at Alabama, 3 p.m. (SECN+)
 Arkansas at #7/6 Mississippi St., 3 p.m. (SECN+)
 Auburn at #12/11 Tennessee, 3 p.m. (ESPNU)
 #13/10 Texas A&M at LSU, 4 p.m. (SECN)

Rankings are listed as AP/ESPN Poll
 All Times Eastern; TV Network in ()

AP Top 25

(Week of Jan. 4)

1. Connecticut	11-0
2. South Carolina	13-0
3. Notre Dame	13-1
4. Texas	13-0
5. Ohio State	10-3
6. Baylor	14-1
7. Mississippi State	14-1
8. Maryland	12-2
9. Stanford	11-2
10. Kentucky	11-1
11. Oregon State	10-2
12. Tennessee	9-3
13. Texas A&M	11-3
14. Arizona State	10-3
15. UCLA	10-3
16. Northwestern	12-2
17. Oklahoma	10-3
18. Duke	11-4
19. Florida State	10-4
20. Missouri	13-0
21. California	9-3
22. South Florida	8-3
23. Michigan State	10-3
24. DePaul	10-5
25. Seton Hall	13-1

USA Today Coaches Top 25

(Week of Jan. 4)

1. Connecticut	11-0
2. South Carolina	13-0
3. Notre Dame	13-1
4. Texas	13-0
5. Ohio State	10-3
6. Mississippi State	14-1
7. Baylor	14-1
8. Maryland	12-2
9. Kentucky	11-1
10. Texas A&M	11-3
11. Tennessee	9-3
12. Oregon State	10-2
13. Stanford	11-2
14. Arizona State	10-3
15. Florida State	10-4
16. Duke	11-4
17. Northwestern	12-2
18. South Florida	8-3
19. Oklahoma	10-3
20. Seton Hall	13-1
21. UCLA	10-3
22. Michigan State	10-3
23. Iowa	12-2
24. DePaul	10-5
25. Syracuse	11-3

South Carolina's Record When...

	SEC	All		SEC	All
Record.....	2-0	14-0	No South Carolina players foul out	2-0	13-0
Playing a ranked opponent.....	0-0	3-0	One or more SC players foul out.....	0-0	1-0
Playing at home	1-0	7-0	Having 20 or more assists.....	0-0	2-0
Playing on the road	1-0	4-0	Having less than 20 assists.....	2-0	12-0
Playing at neutral site	0-0	3-0	Scoring more pts. in paint than opponent	1-0	13-0
Leading at half	1-0	11-0	Scoring equal/less pts. in paint than opp.	1-0	1-0
Trailing at half	0-0	2-0	Scoring more pts. off TOs than opponent	1-0	10-0
Tied at half	1-0	1-0	Scoring equal/less pts. off TOs than opp.	1-0	4-0
Playing an overtime game	0-0	0-0	Scoring more 2nd-chance pts.	1-0	11-0
0 players score in double figures	0-0	0-0	Scoring equal/less 2nd-chance pts.....	1-0	3-0
1 player scores in double figures	0-0	0-0	Scoring more fast break pts.....	2-0	12-0
2 players score in double figures	0-0	2-0	Scoring equal/less fast break pts.....	0-0	2-0
3 players score in double figures	0-0	5-0	Wearing white uniforms	2-0	10-0
4 players score in double figures	1-0	4-0	Wearing black uniforms	0-0	4-0
5 players score in double figures	1-0	3-0	Wearing pink uniforms	0-0	0-0
More than 5 players in double figures.....	0-0	0-0	Playing in tournaments/classics		4-0
Starters out-score opponent's starters	2-0	13-0	Playing on live television	2-0	12-0
Opponent's starters score equal/more	0-0	1-0	Playing in November.....		7-0
Bench out-scores opponent's bench	1-0	12-0	Playing in December		5-0
Opponent's bench scores equal/more.....	1-0	2-0	Playing in January	2-0	2-0
SC Starters out-score SC Bench.....	2-0	14-0	Playing in February	0-0	0-0
SC Bench out-scores/ties SC Starters	0-0	0-0	Playing in March.....	0-0	0-0
Shooting 50% or better	2-0	5-0	Playing during the day.....	1-0	8-0
Shooting between 40-49%	0-0	8-0	Playing at night	1-0	6-0
Shooting between 30-39%	0-0	1-0	Playing on Sunday.....	1-0	7-0
Shooting less than 30%	0-0	0-0	Playing on Monday.....	0-0	0-0
Opponent shoots 50% or better	0-0	0-0	Playing on Tuesday.....	0-0	1-0
Opponent shoots between 40-49%	1-0	3-0	Playing on Wednesday.....	0-0	2-0
Opponent shoots between 30-39%	0-0	7-0	Playing on Thursday.....	1-0	1-0
Opponent shoots less than 30%	1-0	4-0	Playing on Friday	0-0	2-0
Shooting better than opponent.....	2-0	14-0	Playing on Saturday.....	0-0	1-0
Shooting worse than/equal to opponent	0-0	0-0	Margin is less than 5 pts.	0-0	2-0
Having more FTs made than opponent	1-0	12-0	Margin is between 5-9.....	0-0	1-0
Having equal/less FTs made than opponent	1-0	2-0	Margin is between 10-19.....	1-0	5-0
Out-rebounding opponent.....	2-0	13-0	Margin is 20 pts. or more.....	1-0	6-0
Having equal/less rebounds than opponent	0-0	1-0	Having a 20-pt. scorer.....	2-0	7-0
Having more TOs than opponent	0-0	4-0	Having a 30-pt. scorer.....	0-0	0-0
Having equal or less TOs than opponent.....	2-0	10-0	Scoring 49 points or less.....	0-0	0-0
Attempting more FT than 3FG.....	1-0	9-0	Scoring 50-59 points.....	0-0	0-0
Attempting equal/less FT than 3FG	1-0	5-0	Scoring 60-69 points.....	0-0	5-0
Making 5 or more 3FGs.....	2-0	9-0	Scoring 70-79 points.....	1-0	2-0
Making less than 5 3FGs.....	0-0	5-0	Scoring 80-89 points.....	1-0	5-0
Making no 3 FGs.....	0-0	0-0	Scoring 90-99 points.....	0-0	2-0
Attempting 15 or more 3FGs.....	2-0	9-0	Scoring 100 points or more.....	0-0	0-0
Attempting less than 15 3FGs.....	0-0	5-0			

2015-16 Team High/Low

South Carolina Highs	South Carolina Lows	Category	Opponent Lows	Opponent Highs
92 vs. UNCG, 11/15	60 vs. Arizona State, 11/27	Points in Game	32, Arkansas, 1/3	80, Ohio State, 11/13
56 (2nd) vs. Hampton, 12/16	29 (1st) at Hawaii, 11/29	Points in a Half	13 (1st), Winthrop, 12/13	47 (1st), Ohio State, 11/13
35 (2nd) vs. Arkansas, 1/3	9 (1st) vs. Arkansas, 1/3 9 (4th) at Clemson, 11/18	Points in a Quarter	6 (2nd), Winthrop, 12/13	26 (1st), Ohio State, 11/13
35 vs. CSUB, 11/28 35 vs. UNCG, 11/15	23 at Clemson, 11/18	Field Goals Made	13, Arkansas, 1/3	26, Ohio State, 11/13
69 vs. Ohio State, 11/13	50 at Vanderbilt, 1/7	Field Goal Attempts	43, at Clemson, 11/18	80, Ohio State, 11/13
.548 (34-62) vs. Winthrop, 12/13	.365 (23-63) at Clemson, 11/18	FG Percentage	.241 (13-54), Arkansas, 1/3	.442 (23-52), Elon, 12/22
11 vs. Arkansas, 1/3	1 vs. Arizona State, 11/17	3-Point FG Made	1, Arkansas, 1/3 1, Winthrop, 12/13	10, Ohio State, 11/13
25 at Clemson, 11/18	10 vs. Duke, 12/6	3-Point FG Attempts	7, at Clemson, 11/18	23, vs. ECU, 12/20 23, Ohio State, 11/13
.478 (11-23) vs. Arkansas, 1/3	.091 (1-11) vs. Arizona St., 11/27	3-Point FG Percentage	.083 (1-12), Arkansas, 1/3	.444 (8-18), vs. CSUB, 11/28
24 vs. Hampton, 12/16	8 vs. Arkansas, 1/3	Free Throws Made	4, Winthrop, 12/13	18, Ohio State, 11/13
35 vs. Ohio State, 11/13	12 vs. Winthrop, 12/13	Free Throw Attempts	8, Hampton, 12/16	25, at UCLA, 11/22
.875 (14-16) at UCLA, 11/22	.455 (11-23) at Vanderbilt 1/7	FT Percentage	.267 (4-15), Winthrop, 12/13	.929 (13-14), vs. ECU, 12/20
54 vs. ECU, 12/20	30 at Vanderbilt, 1/7 30 at Hawaii, 11/29	Rebounds	19, Hampton, 12/16	42, Ohio State, 11/13
25 vs. UNCG, 11/15 25 vs. Winthrop, 12/13	6 vs. Arizona State, 11/27	Assists	3, Ohio State, 11/13	16, vs. CSUB, 11/28
15 vs. UNCG, 11/15	3 vs. Hampton, 12/16	Steals	0, at Clemson, 11/18	13, at UCLA, 11/22 13, Ohio State, 11/13
16 vs. Winthrop, 12/13	0 at Vanderbilt, 1/7	Blocked Shots	0, at Clemson, 11/18	10, Ohio State, 11/13
21 vs. Arizona State, 11/27	5 vs. CSUB, 11/28	Turnovers	9, Hampton, 12/16	21, UNCG, 11/15
21 at UCLA, 11/22	5 at Clemson, 11/18		9, at UCLA, 11/22	
22 at Hawaii, 11/29	11 vs. Arkansas, 1/3	Fouls	16, Winthrop, 12/13	29, Ohio State, 11/13

2015-16 Individual Superlatives

Category	South Carolina	Opponent
Points in Game	29 by Alaina Coates vs. Winthrop, 12/13	36 by Kelsey Mitchell, Ohio State, 11/13
Points in a Half	20 (2nd) by A'ja Wilson vs. Duke, 12/6	21 (2nd) by Kelsey Mitchell, Ohio State, 11/13
Points in a Quarter	15 (3rd) by Tina Roy vs. Arkansas, 1/3	13 (4th) by Kelsey Mitchell, Ohio State, 11/13
Field Goals Made	13 by Alaina Coates vs. Winthrop, 12/13	10 by Kelsey Mitchell, Ohio State, 11/13
Field Goal Attempts	19 by A'ja Wilson vs. Duke, 12/6	24 by Kelsey Mitchell, Ohio State, 11/13
FG Percentage	1.00 (3-3) by Tina Roy vs. Elon, 12/22 1.00 (3-3) by Shay Colley vs. CSU Bakersfield, 11/28	.750 (3-4) by Kendall Shaw, at Vanderbilt, 1/7
3-Point FG Made	7 by Tina Roy vs. Arkansas, 1/3	4 by Katie Hemen, vs. Arizona State, 11/27 4 by Ameryst Alston, Ohio State, 11/13 4 by Kelsey Mitchell, Ohio State, 11/13
3-Point FG Attempts	12 by Tina Roy vs. Arkansas, 1/3	9 by Kelsey Mitchell, Ohio State, 11/13
3-Point FG Percentage	1.00 (3-3) by Tina Roy vs. Elon, 12/22	.800 (4-5) by Ameryst Alston, Ohio State, 11/13
Free Throws Made	8 by A'ja Wilson vs. Duke, 12/6	12 by Kelsey Mitchell, Ohio State, 11/13
Free Throw Attempts	10 by A'ja Wilson vs. Duke, 12/6 10 by Alaina Coates vs. Ohio State, 11/13	13 by Kelsey Mitchell, Ohio State, 11/13
FT Percentage	1.00 (6-6) by Alaina Coates vs. Elon, 12/22 1.00 (6-6) by Tiffany Mitchell at UCLA, 11/22	1.00 (6-6) by Jada Payne, East Carolina, 12/20
Rebounds	16 by Alaina Coates vs. Winthrop, 12/13/15	15 by Shayla Cooper, Ohio State, 11/13
Assists	6 by Khadijah Sessions vs. Winthrop, 12/13 6 by Bianca Cuevas vs. CSU Bakersfield, 11/28 6 by Asia Dozier vs. UNCG, 11/15 6 by Tina Roy vs. UNCG, 11/15	8 by Shay Burnett, Elon, 12/22
Steals	4 by Khadijah Sessions vs. Duke, 12/6 4 by Khadijah Sessions at Hawaii, 11/29 4 by Tiffany Mitchell at Clemson, 11/18 4 by Tiffany Mitchell vs. Ohio State, 11/13 4 by Khadijah Sessions vs. Ohio State, 11/13	6 by Jordin Canada, at UCLA, 11/22
Blocked Shots	10 by Alaina Coates vs. Winthrop, 12/13	4 by Kaylah Lupoe, Hampton, 12/16
Turnovers	8 by Tiffany Mitchell vs. Ohio State, 11/13	8 by Shayla Cooper, Ohio State, 11/13

Gamecock Career Highs

Alaina Coates

Pts 29 vs. Winthrop, 12/13/15
FG 13 vs. Winthrop, 12/13/15
FGA 16 vs. Vanderbilt, 1/5/14
FG % 1.000 (7-7) vs. SC St., 12/22/13
FT 11 at San Diego St., 11/23/13
FTA 15 at San Diego St., 11/23/13
FT % 1.000 (10-10) vs. North Carolina, 3/27/15
Reb 17 vs. Kentucky, 1/9/14
Off Reb 7 vs. Kentucky, 1/9/14
Def Reb 13 vs. CSU Northridge, 3/23/14
Blk 10 vs. Winthrop, 12/13/15
Stl 3, 3x, last vs. UNCG, 11/15/15
Asst 3, 3x, last vs. Savannah State, 3/22/15
Min 32 at UCLA, 11/22/15

Bianca Cuevas

Pts 21 at Ole Miss, 2/1/15
FG 8 vs. CSUB, 11/28/15
FGA 14 at Georgia, 2/5/15
FG % .833 (5-6) at Hampton, 12/17/14
3FG 2, 5x, last vs. CSUB, 11/28/15
3FGA 6 vs. Clemson, 11/20/14
3FG % .667 (2-3) at Hampton, 12/17/14
FT 9 at Ole Miss, 2/1/15
FTA 11 at Ole Miss, 2/1/15
FT % 1.000 (5-5) vs. Syracuse, 3/22/15
Reb 4, 6x, last vs. Duke, 12/6/15
Off Reb 3 vs. Alabama, 1/29/15
Blk 2 vs. NC Central, 12/1/14
Stl 4, 2x, last vs. Savannah State, 12/14/14
Asst 6 vs. CSUB, 11/28/15
Min 29 at Hawaii, 11/29/15

Asia Dozier

Pts 16, 2x, at San Diego St., 11/23/13
FG 6, 2x, last at Alabama, 1/8/15
FGA 13 at San Diego St., 11/23/13
FG % 1.00 (4-4) at Kentucky, 2/14/13
3FG 4, 2x, last vs. Syracuse, 3/22/15
3FGA 10 at San Diego St., 11/23/13
3FG % 1.000 (2-2), 3x, last vs. East Carolina, 12/20/15
FT 4, 3x, last vs. Florida State, 3/29/15
FTA 7 vs. Elon, 11/9/12
FT % 1.000 (4-4), 2x, last vs. Florida State, 3/29/15
Reb 10 vs. Elon, 11/9/12
Off Reb 4 vs. Elon, 11/9/12
Blk 3 at Kentucky, 3/1/15
Stl 2, 9x, last vs. Hampton, 12/16/15
Asst 6, 3x, last vs. UNCG, 11/15/15
Min 40 at Arkansas, 1/2/14

Kaydra Duckett

Pts 3 vs. Hampton, 12/16/15
FGA 4 vs. Winthrop, 12/13/15
3FGA 2 vs. Hampton, 12/16/15
FT 2 vs. Savannah State, 12/14/14
FTA 2 vs. Savannah State, 12/14/14
FT % 1.000 (2-2) vs. Savannah State, 12/14/14
Reb 4 vs. Savannah State, 12/14/14
Off Reb 2 vs. Savannah State, 12/14/14
Asst 3 vs. Winthrop, 12/13/15
Min 15 vs. Winthrop, 12/13/15

India Farmer

Pts 3, 2x, last vs. Alabama, 1/19/14
FGA 3 vs. NC Central, 12/2/13
3FGA 2 vs. NC Central, 12/2/13
FT 2 at Florida, 1/19/15
FTA 2, 2x, last, at Florida, 1/19/15
FT % 1.000 (2-2) at Florida, 1/19/15
Reb 3 vs. NC Central, 12/2/13
Blk 2 vs. UNCG, 11/15/15
Min 11 vs. NC Central, 12/2/13

Sarah Imovbioh

Pts 19 vs. Hampton, 12/16/15
FG 6 vs. Hampton, 12/16/15
FGA 8 vs. Hampton, 12/16/15
FG % 1.00 (3-3) vs. Winthrop, 12/13/15
FT 7 vs. Hampton, 12/16/15
FTA 9 vs. Hampton, 12/16/15
FT % .777 (7-9) vs. Hampton, 12/16/15
Reb 12 vs. East Carolina, 12/20/15
Off Reb 5, 2x, last vs. Hampton, 12/16/15
Def Reb 8 vs. East Carolina, 12/20/15
Stl 2, 2x, last at Clemson, 11/18/15
Asst 2 vs. East Carolina, 12/20/15
Min 24 vs. Hampton, 12/16/15

Tiffany Mitchell

Pts 25 vs. Georgia, 2/27/14
FG 8, 7x, last at Vanderbilt, 1/7/16
FGA 17 vs. Tennessee, 1/3/13
FG % .857 (6-7) vs. Savannah State, 12/14/14
3FG 6, 2x, last at Hampton, 12/17/14
3FGA 8, 2x, last at Hampton, 12/17/14
3FG % 1.000 (6-6) vs. San Diego State, 11/23/14
FT 13 vs. CSU Northridge, 3/23/14
FTA 17 vs. CSU Northridge, 3/23/14
FT % 1.000 (10-10) vs. Georgia, 2/27/14
Reb 11, 5x, last at Arkansas, 1/2/14
Off Reb 6 at Florida, 1/20/13
Blk 3 at Arkansas, 2/19/15
Stl 7 vs. NC Central, 12/1/14
Asst 9 at San Diego State, 11/23/13
Min 40, 2x, last vs. Florida State, 3/29/15

Tina Roy

Pts 21 vs. Arkansas, 1/3/16
FG 7 vs. Arkansas, 1/3/16
FGA 14 at UCLA, 11/22/15
FG % 1.000 (4-4) at Alabama, 1/8/15
3FG 7 vs. Arkansas, 1/3/16
3FGA 12 vs. Arkansas, 1/3/16
3FG % 1.000 (3-3), 2x, last vs. Elon, 12/22/15
FT 4 at Southern Cal, 11/25/13
FTA 4, 4x, last vs. Georgia, 2/27/14
FT % 1.000 (4-4) at Southern Cal, 11/25/13
Reb 8 at Mississippi State, 2/6/14
Off Reb 3, 2x, last vs. CSU Northridge, 3/23/14
Blk 2 vs. Mississippi State, 2/6/14
Stl 3 vs. Southern Cal, 11/15/14
Asst 10 vs. Savannah State, 12/14/14
Min 37 at UCLA, 11/22/15

Khadijah Sessions

Pts 19 vs. Auburn, 2/3/13
FG 6, 2x, last vs. Seton Hall, 11/17/13
FGA 15 at Missouri, 2/28/13
FG % .833 (5-6) vs. LSU, 2/12/15
3FG 3, 4x, last vs. LSU, 3/7/15
3FGA 6, 3x, last vs. Kentucky, 1/11/15
3FG % 1.00 (3-3) at Kentucky, 2/20/14
FT 8 vs. Auburn, 2/3/13
FTA 12 vs. Missouri, 2/2/14
FT % 1.00 (5-5) at Kentucky, 2/20/14
Reb 6 vs. Clemson, 11/20/14
Off Reb 3, 3x, last at Vanderbilt, 1/7/16
Stl 4, 13x, last vs. Duke, 12/6/15
Asst 8 vs. NC Central, 12/1/14
Min 37, 2x, last vs. Duke, 12/6/15

Jatarie White

Pts 14 vs. East Carolina, 12/20/15
FG 5, 2x, last vs. East Carolina, 12/20/15
FGA 12 vs. Clemson, 11/20/14
FG % .626 (5-8) vs. East Carolina, 12/20/15
FT 4 vs. East Carolina, 12/20/15
FTA 6 vs. East Carolina, 12/20/15
FT % 1.000 (2-2), 2x, last vs. Hampton, 12/16/15
Reb 9 vs. Winthrop, 12/13/15
Off Reb 4 at Clemson, 11/18/15
Def Reb 8 vs. Winthrop, 12/13/15
Blk 4 vs. Winthrop, 12/13/15
Stl 2 vs. Syracuse, 3/22/15
Asst 2, 4x, last at Clemson, 11/18/15
Min 22 vs. San Diego St., 11/23/14

A'ja Wilson

Pts 28 vs. Duke, 12/6/15
FG 10, 2x, last vs. Duke, 12/6/15
FGA 19 vs. Duke, 12/6/15
FG % .800 (8-10) vs. Savannah State, 12/14/14
FT 11 vs. LSU, 2/12/15
FTA 15 vs. LSU, 2/12/15
FT % 1.00 (5-5) vs. Miss. St., 2/26/15
Reb 19 at Kentucky, 3/1/15
Off Reb 6, 2x, last vs. Duke, 12/6/15
Def Reb 14 at Kentucky, 3/1/15
Blk 6, 2x, last vs. UNCG, 11/15/15
Stl 3, 4x, last vs. Central Michigan, 12/20/14
Asst 4 vs. CSUB, 11/28/15
Min 33 at Kentucky, 3/1/15

The Last Time...

Individual

Scored 50 Points

South Carolina 51, Jocelyn Penn vs. Stetson, 1/4/03
Opponent Never

Scored 40 Points

South Carolina 51, Jocelyn Penn vs. Stetson, 1/4/03
Opponent 46, Cornelia Gayden, LSU, 1/14/95

Scored 30 Points

South Carolina 30, Ieasia Walker vs. Clemson, 11/18/10
Opponent 36, Kelsey Mitchell, Ohio State, 11/13/15

Grabbed 20 Rebounds

South Carolina 25, Kelsey Bone vs. Boston University, 12/28/09
Opponent 24, Courtney Paris, Oklahoma, 12/30/07

Grabbed 15 Rebounds

South Carolina 15, Alaina Coates vs. East Carolina, 12/20/15
Opponent 15, Shayla Cooper, Ohio State, 11/13/15

Two Players with 20 or More Points

South Carolina A'ja Wilson 26/Bianca Cuevas 20 vs. CSU Bakersfield, 11/28/15
Opponent Kelsey Mitchell 36/Ameryst Alston 23, Ohio State, 11/13/15

Two Players with 10 or More Rebounds

South Carolina Alaina Coates 10/A'ja Wilson 10 vs. Arkansas, 1/3/16
Opponent Shela Boykin 12/Danielle Ballard 12, LSU, 2/12/15

Had 10 Assists

South Carolina 10, Tina Roy vs. Savannah State, 12/14/14
Opponent 11, Marneshia Richard, Mississippi State, 1/21/07

Had Five Steals

South Carolina 5, Tiffany Mitchell at Arkansas, 2/19/15
Opponent 6, Jordin Canada, at UCLA, 11/22/15

Had Five Blocked Shots

South Carolina 10, Alaina Coates vs. Winthrop, 12/13/15
Opponent 5, Breanna Stewart, at UConn, 2/9/15

Had a Double-Double

South Carolina Alaina Coates (11 pts/10 rebs) at Vanderbilt, 1/7/16
Opponent Marina Laramie (13 pts/10 rebs) vs. East Carolina, 12/20/15

Two Players had a Double-Double

South Carolina Alaina Coates (11 pts/10 rebs)/A'ja Wilson (14 pts/10 rebs) vs. Arkansas, 1/3/16
Opponent Sheila Boykin (12 pts/12 rebs)/Danielle Ballard (16 pts/12 rebs), LSU, 2/12/15

Three Players had a Double-Double

South Carolina Ashley Bruner (16 pts/12 rebs)/Aleighsa Welch (16 pts/ 11 rebs)/Elem Ibiam (12 pts/10 rebs) vs. Kansas, 3/25/13
Opponent Merlakia Jones (26 pts/10 rebs)/Takilya Davis (19 pts/13 rebs)/DeLisha Milton (14 pts/15 rebs), at Florida, 2/20/94

Had a Triple-Double

South Carolina Alaina Coates (29 pts/16 rebs/10 blks) vs. Winthrop, 12/13/15
Opponent Never

Team

Scored 100 Points

South Carolina 102 at Alabama, 1/8/15
Opponent 103, Clemson, 11/21/03

Won by 30 or More Points

South Carolina 85-32 (53) vs. Arkansas, 1/3/16
Opponent 66-34 (32), Georgia, 3/4/11

Shot 65% or Better from the Field

South Carolina .652 (45-69) vs. East Tennessee State, 12/19/00
Opponent Never

Shot 60% or Better from the Field

South Carolina .612 (30-49) vs. Florida State, 3/29/15
Opponent .604 (29-48), Vanderbilt, 1/18/01

Shot 50% or Better from the Field

South Carolina .524 (33-63) vs. Arkansas, 1/3/16
Opponent .554 (31-56), at UConn, 2/9/15

No Players in Double-Figure Points

South Carolina at Auburn, 1/19/12
Opponent Arkansas, 1/3/16

Five Players in Double-Figure Points

South Carolina vs. Arkansas, 1/3/16
Opponent Arkansas, 2/14/10

More Than Five Players in Double-Figure Points

South Carolina 6 vs. Syracuse, 3/22/15
Opponent 6 at Georgia, 2/13/03

Faced AP Top-25 Opponent

Win 66-55 vs. No. 14 Duke, 12/6/15
Loss 56-67 at No. 13 Kentucky, 3/1/15

Faced AP Top-10 Opponent

Win 88-80 vs. No. 6 Ohio State, 11/13/15
Loss 87-62 at No. 2 UConn, 2/9/15

Faced AP Top-5 Opponent

Win 62-46 vs. No. 5 Tennessee, 3/8/15
Loss 87-62 at No. 2 UConn, 2/9/15

Faced AP No. 1 Team

Win Never
Loss 49-53 vs. No. 1 Stanford, 12/19/12

Overtime Game

Win 58-55 vs. Drexel, 11/28/12
Loss 65-57 at Texas A&M, 1/16/14

Double-Overtime Game

Win 92-91 at Florida State, 2/4/91
Loss 92-94 at Clemson, 11/19/09

South Carolina Was Ranked (AP Poll)

No. 1 2/9/15
Top 10 No. 2, 1/4/16
Top 25 No. 2, 1/4/16

Staley Era Team Records

Italics indicates set in 2015-16

Scoring

Most	Points
1. vs. Savannah State, 12/14/14	111
2. at Alabama, 1/8/15	102
3. vs. Clemson, 11/20/14	99
vs. Ole Miss, 1/30/14	99
vs. Charleston Southern, 11/8/13	99

Fewest	Points
1. at Stanford, 11/26/10	32
2. vs. Georgia, 3/4/11	34
3. vs. Mississippi State, 3/5/09	39
4. at Georgia, 1/13/13	40
5. at Mississippi State, 2/26/09	41

Fewest Allowed	Points
1. vs. South Carolina State, 12/14/11	21
2. vs. Presbyterian, 11/27/11	24
3. vs. NC Central, 12/1/14	26
vs. SC State, 12/22/13	26
5. vs. NC Central, 12/2/13	27

Most Allowed	Points
1. at Clemson, 11/19/09	94
2. vs. North Carolina, 12/20/09	93
3. at Connecticut, 2/9/15	87
4. vs. Xavier, 11/12/10	84
5. at Tennessee, 2/17/11	82
at Florida, 2/22/09	82

Margin of Outcome

Victory	Score	Margin
1. vs. Charleston Southern, 11/8/13	99-29	+70
2. vs. NC Central, 12/1/14	90-26	+64
3. vs. Savannah State, 12/14/14	111-49	+62
4. vs. Clemson, 11/20/14	99-41	+58
5. vs. <i>Arkansas</i>	85-32	+53

Defeat	Score	Margin
1. at Stanford, 11/26/10	32-70	-38
2. vs. Georgia, 3/4/11	34-66	-32
3. vs. Stanford, 12/19/08	47-78	-31
4. at Penn State, 11/21/10	48-78	-30
5. vs. Connecticut, 12/28/08	48-77	-29

Field Goals

Made	FGM
1. vs. Charleston Southern, 11/8/13	39
2. vs. Savannah State, 12/14/14	38
vs. Clemson, 11/20/14	38
4. at Alabama, 1/8/15	37
vs. Central Michigan, 12/20/14	37

Attempts	FGA
1. vs. Penn State, 11/20/11	76
2. at Clemson, 11/19/09	74
3. vs. Tennessee, 1/20/11	73
4. vs. Central Michigan, 12/20/14	72
vs. Clemson, 11/20/14	72
vs. Kansas, 3/25/13	72

Highest Percentage (Min. 40 FGA)	FGM-A	Pct
1. vs. Savannah State, 3/20/15	34-53	.642
2. at Alabama, 1/8/15	37-58	.638
3. vs. Florida State, 3/29/15	30-49	.612
4. vs. Charleston Southern, 11/8/13	39-64	.609
5. vs. Ole Miss, 1/30/14	31-51	.608

Lowest Percentage (Min. 40 FGA)	FGM-A	Pct
1. at Stanford, 11/26/10	12-55	.218
2. vs. Georgia, 3/4/11	12-52	.231
3. at Florida, 1/20/13	15-64	.234
4. at Kentucky, 2/5/09	13-55	.236
5. at Georgia, 1/2/11	13-54	.241

Lowest Percentage Allowed	FGM-A	Pct
1. vs. South Carolina State, 12/14/11	6-48	.125
2. vs. NC Central, 12/2/13	8-50	.160
3. vs. Charleston Southern, 11/8/13	10-54	.185
4. vs. Arkansas, 3/6/15	11-57	.193
vs. Hampton, 11/22/12	11-57	.193

Highest Percentage Allowed	FGM-A	Pct
1. vs. Connecticut, 12/28/08	35-62	.565
vs. Florida, 1/9/11	26-46	.565
3. vs. Xavier, 11/12/10	34-61	.557
4. at Connecticut, 2/9/15	31-56	.554
5. at Kentucky, 1/13/11	30-55	.545

3-Point Field Goals

Made	3FGM
1. vs. <i>Arkansas</i> , 1/3/16	11
at Alabama, 1/8/15	11
3. at <i>Vanderbilt</i> , 1/7/16	10
4. vs. <i>Winthrop</i> , 12/13/15	9
10 other times	9

Attempts	3FGA
1. vs. Penn State, 11/20/11	29
2. vs. College of Charleston, 11/14/13	28
vs. North Carolina, 12/19/10	28
4. vs. Syracuse, 11/28/14	26
5. at <i>Clemson</i> , 11/18/15	25
vs. Savannah State, 11/15/12	25
at Ole Miss, 1/16/11	25

Percentage (Min. 5 3FGA)	3FGM-A	Pct
1. vs. Oregon State, 3/25/14	4-6	.667
vs. Ole Miss, 1/30/14	4-6	.667
vs. Savannah State, 12/28/13	4-6	.667
vs. Western Carolina, 12/29/12	6-9	.667
at Alabama, 1/10/10	8-12	.667
vs. Charlotte, 12/21/08	8-12	.667

Free Throws

Made	FTM
1. vs. Savannah State, 12/14/14	34
vs. Oregon State, 3/25/14	34
3. vs. Ole Miss, 1/30/14	32
at Mississippi State, 1/6/13	32
5. vs. Georgia, 2/27/14	30
vs. Savannah State, 12/28/13	30
vs. Seton Hall, 11/17/13	30

Attempts	FTA
1. at Mississippi State, 1/6/13	50
2. vs. Savannah State, 12/28/13	48
3. vs. Savannah State, 12/14/14	47
4. vs. Missouri, 2/2/14	46
5. vs. Seton Hall, 11/17/13	44
vs. SC State, 12/21/12	44

Percentage (Min. 10 FTA)	FTM-A	Pct
1. vs. Alabama, 1/19/14	10-11	.909
2. vs. Auburn, 1/2/09	23-26	.885
3. at <i>UCLA</i> , 11/22/15	14-16	.875
vs. San Diego State, 11/28/09	14-16	.875
5. at Mississippi State, 2/6/14	20-23	.870

Rebounding

Total	Rebs
1. vs. College of Charleston, 11/14/13	62
2. at Florida, 1/20/13	59
3. vs. Hampton, 11/22/12	57
4. vs. Savannah State, 12/14/14	56
5. vs. Kentucky, 1/11/15	55

Margin	Rebs	Margin
1. vs. Savannah State, 12/14/14	56-21	+35
2. vs. <i>Hampton</i> , 12/16/15	52-19	+33
3. at Alabama, 2/7/13	53-24	+29
4. vs. Hampton, 12/17/14	48-21	+27
5. vs. SC State, 12/22/13	47-21	+26
vs. Florida Gulf Coast, 11/23/12	46-20	+26

Assists

Game	Assists
1. vs. NC Central, 12/11/14	26
2. vs. <i>Winthrop</i> , 12/13/15	25
vs. <i>UNCG</i> , 11/15/15	25
vs. San Diego State, 11/23/14	25
vs. Clemson, 11/20/14	25
vs. Alabama, 1/19/14	25
vs. Charleston Southern, 11/8/13	25

Steals

Game	Steals
1. vs. NC Central, 12/11/14	21
vs. Furman, 12/11/11	21
3. vs. San Diego State, 11/23/14	18
4. vs. Charleston Southern, 11/8/13	17
5. vs. NC State, 12/12/10	16
vs. USC Upstate, 12/16/08	16

Blocked Shots

Game	Blocks
1. vs. <i>Winthrop</i> , 12/13/15	16
2. vs. Arkansas, 3/6/15	15
3. at Mississippi State, 2/6/14	14
vs. Kentucky, 1/9/14	14
5. at Kentucky, 3/1/15	12
vs. Charleston Southern, 11/14/13	12

Turnovers

Fewest	TOs
1. at Tennessee, 2/2/12	4
2. vs. <i>CSU Bakersfield</i> , 11/28/15	5
at <i>Clemson</i> , 11/18/15	5
vs. Tennessee, 2/23/15	5
vs. Syracuse, 11/28/14	5
at Missouri, 2/28/13	5
vs. Georgia, 3/2/12	5
vs. Ole Miss, 3/3/11	5

Most	TOs
1. at Wake Forest, 12/3/08	32
2. vs. Hampton, 11/22/12	29
vs. Kentucky, 1/15/12	29
4. at Kentucky, 1/13/11	28
5. vs. Jacksonville, 12/30/08	26

Dawn Staley

Head Coach
8th Season at South Carolina
Virginia, 1992



When three-time Olympic gold medalist Dawn Staley took the reins of the University of South Carolina women's basketball program on May 10, 2008, the Gamecocks' stature immediately rose not just in the Southeastern Conference but on the national stage as well. Building on a foundation of hard work, defensive effort and a "team first" mentality, South Carolina began to realize those expectations in 2011-12, and the program has continued to thrive. The Gamecocks boast four straight 25-win seasons, which include two SEC regular-season championships (2014, 2015), an SEC Tournament title (2015), an NCAA Final Four appearance (2015) and two other Sweet 16 seasons (2012, 2014), the program's first ever No. 1 national ranking and a school-record 34 wins in 2014-15. Staley's success has united every demographic in the state of South Carolina as the Gamecocks' fan based has tripled over the last three seasons, leading the nation in home attendance in 2014-15 at 12,293 fans per game and pacing the country in attendance increase in 2013-14 and 2014-15.

While her coaching career is blossoming, Staley is still recognized for her body of work as a one of the most decorated participants in United States women's basketball history. The Naismith Memorial Basketball Hall of Fame solidified her legacy with her enshrinement into the Hall as part of the Class of 2013. The Phoenix Club of Philadelphia established the Dawn Staley Award recognizing the nation's top guard in women's Division I basketball in 2013 as well. Staley was inducted into the Women's Basketball Hall of Fame as part of the Class of 2012 and was one of the final nominees for induction to the U.S. Olympic Hall of Fame the same year. In the summer of 2011, the WNBA recognized her as one of the league's "Top 15," honoring the most influential players in the league's history.

In her 16th season as a head coach, Staley has led her teams to six 25-win seasons, a total of 12 postseason appearances (two WNIT) and 34 weeks in the Associated Press top 10, including 12 in the No. 1 spot.

At the helm of the Gamecocks over the last seven seasons, Staley has been named National Coach of the Year (2014, *Basketball Times*), a Naismith National Coach of the Year Finalist (2014, 2015), SEC Coach of the Year (2014, *Coaches and AP*; 2015, *Coaches*) and BCA Female Coach of the Year (2012). She has coached two All-Americans, 16 All-SEC selections, six SEC All-Freshman team selections, two SEC Player of the Year choices, an SEC Sixth Player of the Year, an SEC Defensive Player of the Year and three SEC Freshman of the Year winners. South Carolina has turned in historic seasons each of the last four, especially standing out among the program's 24 seasons in the SEC, posting 25 wins in 2011-12 and 2012-13, 29 wins in 2013-14 and a school-record 34 victories in 2014-15. The Gamecocks have won more SEC games than the season before in each of Staley's last six seasons, and her 67 SEC victories are more than any other Gamecock coach, accounting for 51.1 percent of the program's total 131 league wins. She has helped the Gamecocks to four of the program's five top-four finishes in the SEC, including the first regular-season championship in 2013-14 and a share of the same title in 2014-15. Her 113 overall wins in the last four seasons mark the most successful four-year stretch in program history. Off the court, Staley's Gamecocks have been active in the community and thriving in the classroom. Every student-athlete who completed her eligibility under Staley at South Carolina has graduated or is on track to graduate, and the team GPA has been over 3.0 for the last six semesters. During the historic 2014-15 season, eight Gamecocks posted at least a 3.0 GPA for the year.

Year-by-Year Coaching Record

Year	School	Record	Conf. Rec.	Conf. Finish	Postseason
2000-01	Temple	19-11	11-5	2nd East	WNIT
2001-02	Temple	20-11	12-4	2nd East	A-10 Tourn. Champ./NCAA 1st Round
2002-03	Temple	14-15	9-7	2nd East	
2003-04	Temple	21-10	14-2	1st East	A-10 Tourn. Champ./NCAA 1st Round
2004-05	Temple	28-4	16-0	1st East*	A-10 Tourn. Champ./NCAA 2nd Round
2005-06	Temple	24-8	12-4	3rd	A-10 Tourn. Champ./NCAA 1st Round
2006-07	Temple	25-8	13-1	2nd	NCAA 2nd Round
2007-08	Temple	21-13	12-2	T-1st	NCAA 1st Round
2008-09	South Carolina	10-18	2-12	11th	
2009-10	South Carolina	14-15	7-9	T-7th	
2010-11	South Carolina	18-15	8-8	T-5th	WNIT 2nd Round
2011-12	South Carolina	25-10	10-6	T-4th	NCAA Sweet 16
2012-13	South Carolina	25-8	11-5	T-4th	NCAA 2nd Round
2013-14	South Carolina	29-5	14-2	1st	NCAA Sweet 16
2014-15	South Carolina	34-3	15-1	T-1st	SEC Tourn. Champ./NCAA Final Four
2015-16	South Carolina	14-0	2-0		
Career	16th season	341-154	168-68		
At SC	8th season	169-74	69-43		

Coaching Highlights

College

- 10 NCAA Tournament Appearances (4 at South Carolina)
- 10 20-Win Seasons (4 at South Carolina)
- 3 Regular-Season Conference Titles (SEC 2014, 2015; A-10 2008)
- 5 Conference Tournament Titles (SEC 2015; A-10 2002, 2004, 2005, 2006)
- 2-time Naismith National Coach of the Year Finalist (2014, 2015)
- *Basketball Times* National Coach of the Year (2014)
- 3-time WBCA Region Coach of the Year (Region 3 2014, 2015; Region 1 2005)
- Four-time Conference Coach of the Year (SEC 2014, 2015; A-10 2004, 2005)

USA Basketball

- Senior National Team Asst. Coach (2006-08, 2014-16) – FIBA World Championship gold medal (2014), Beijing Olympics gold medal (2008), FIBA Americas Championship gold medal (2007), FIBA World Championship bronze medal (2006)
- U19 National Team Head Coach – FIBA U19 World Championship gold medal (2015)
 - > 2015 USA Basketball co-National Coach of the Year
- U18 National Team Head Coach – FIBA U18 Americas Championship gold medal (2014)
- Pan Am Games Head Coach – Gold medal (2007)

Playing Highlights

U.S. Professional – 11 seasons

- Five-time WNBA All-Star (2001-03, 2005-06)
- Two-time ABL All-Star (1997, 1998)
- WNBA All-Decade Team

USA Basketball

- Olympic gold medalist (1996, 2000, 2004)
- Flag bearer for U.S. in Olympic Games Opening Ceremony (2004)
- Two-time USA Basketball Female Athlete of the Year (1994, 2004)

College – Virginia (1989-92)

- Kodak All-America (1990, 1991, 1992)
- Honda-Broderick Cup Award for Collegiate Female Athlete of the Year (1991)
- Two-time ACC Player of the Year (1991, 1992)
- NCAA Tournament MOP (1991)

Other Notables

- Naismith Memorial Basketball Hall of Fame, Class of 2013
- Women's Basketball Hall of Fame, Class of 2012



DONIYAH CLINEY

6-0 • R-Fr. • G • Newark, N.J. • Shabazz



2015-16

- Made her South Carolina debut at Vanderbilt (Jan. 7), tallying two points (1-of-2 field goals) in five minutes of action
- Was having great preseason before surgery on her right hand in early November ... had cast removed Dec. 17 and was fully cleared for practice in January

Miscellaneous

	Season	Career
10+ Points	0	0
5+ Assists	0	0
Tm-High Points	0	0
Tm-High Assists	0	0

Career Highs

Pts 2 at Vanderbilt, 1/7/16
Rebs
Blks
Stls
Assts
Min

SEC Career Highs

Pts 2 at Vanderbilt, 1/7/16
Rebs
Blks
Stls
Assts
Min

2015-16 Game-by-Game

Opponent	Date	GS	MIN	FG-A	3FG-A	FT-A	Reb	A	TO	B	S	TP
Ohio State	11/13					— DNP —						
UNCG	11/15					— DNP —						
at Clemson	11/18					— DNP —						
at UCLA	11/22					— DNP —						
vs. Arizona State	11/27					— DNP —						
vs. CSUB	11/28					— DNP —						
vs. Hawaii	11/29					— DNP —						
Duke	12/6					— DNP —						
Winthrop	12/13					— DNP —						
Hampton	12/16					— DNP —						
vs. East Carolina	12/20					— DNP —						
Elon	12/22					— DNP —						
Arkansas	1/3					— DNP —						
at Vanderbilt	1/7		5	1-2	0-0	0-0	0-0-0	0	0	0	0	2

Career Stats at South Carolina

Year	GP	GS	Min	Avg	FG	FGA	Pct	3FG	FGA	Pct	FT	FTA	Pct	Off	Def	Tot	Avg	PF	FO	A	TO	Blk	Stl	Pts	Avg
2014-15					— Did Not Play —																				
2015-16	1	0	5	5.0	1	2	.500	0	0	—	0	0	—	0	0	0	0.0	2	0	0	0	0	0	2	2.0
Career	1	0	5	5.0	1	2	.500	0	0	—	0	0	—	0	0	0	0.0	2	0	0	0	0	0	2	2.0



ALAINA COATES

6-4 • Jr. • C • Irmo, S.C. • Dutch Fork



Career Highlights

Naismith Early Season Watch List (2015-16)	2015 Naismith Trophy Top 50 Watch List
Wooden Award Watch List (2015-16)	2014 SEC Co-6th Player of the Year (Coaches)
Preseason All-SEC First Team (Coaches, Media)	2014 SEC Freshman of the Year (Coaches, AP)
2015 SEC All-Defensive Team	2014 Freshman All-America First Team (Full Court)
All-SEC 2nd Team (Coaches - 2014, 2015; AP - 2015)	2014 SEC All-Freshman Team
2015 NCAA Greensboro Region MOP	5-time SEC Freshman of the Week (2013-14)
2015 SEC All-Tournament Team	

2015-16

- Early-season accolades include spots on the Wooden Award Watch List and Naismith Early Season Watch List, preseason All-SEC First Team honors from the league's coaches and media and being ranked No. 12 player in the nation by espnW
- Leads the SEC and is second in the nation in field goal percentage
- Ranks third in SEC in rebounding, fourth in the league in blocks (1.9) and 17th in scoring
- Holds third place in school history with 152 career blocks, just 25 away from the school record
- Has tallied an SEC-high seven double-doubles (five in her last six games), including one triple-double
- Led team in rebounds eight times – at Clemson, at UCLA, Winthrop, Hampton, vs. East Carolina, Elon, Arkansas, Vanderbilt
- Averaging 14.0 points and 11.0 rebounds over her last five games, shooting 72.2 percent and posting four double-doubles over that stretch
- Completed her 12th career double-double in SEC play with key putback in late 11-3 run that sealed win at Vanderbilt (Jan. 7)
- Posted third-straight double-double against East Carolina (Dec. 20), grabbing 10 of her 15 rebounds in just 11 minutes of second-half action
- Recorded double-double against Hampton (Dec. 16) with 10 of 22 points coming during a 12-4 second-half run
- Played an historic career game against Winthrop (Dec. 13), recording South Carolina's first triple-double since Dec. 20, 2006, and the first ever with blocked shots as she swatted away a school-record 10 to go with her career-high 29 points and 16 rebounds
- Connected on 7-of-9 field goals against #14/13 Duke (Dec. 6) and tallied six crucial points down the stretch to help South Carolina pull away
- Scored the game-tying putback with 56 seconds left against #16/18 Arizona State (Nov. 27)
- Double-double at UCLA (Nov. 22) kept Gamecocks within reach and picked up key steal during 8-2 run over final 90 seconds to secure the win
- Dominated the glass late against #6/10 Ohio State (Nov. 13), especially in 10-2 run over final 2:35 that decided

2015-16 Game-by-Game

Opponent	Date	GS	MIN	FG-A	3FG-A	FT-A	Reb	A	TO	B	S	TP
Ohio State	11/13		28	6-9	0-0	5-10	4-9-13	0	3	3	1	17
UNCG	11/15	*	13	6-7	0-0	0-3	2-5-7	0	0	0	3	12
at Clemson	11/18	*	22	4-7	0-0	2-4	5-1-6	1	2	2	1	10
at UCLA	11/22	*	32	6-7	0-0	0-0	4-8-12	0	1	0	2	12
vs. Arizona State	11/27	*	23	3-6	0-0	0-1	3-4-7	1	2	1	1	6
vs. CSUB	11/28	*	22	3-10	0-0	0-2	1-3-4	0	1	0	0	6
vs. Hawaii	11/29	*	20	1-3	0-0	1-2	0-1-1	0	2	3	0	3
Duke	12/6	*	25	7-9	0-0	2-4	2-5-7	0	1	1	1	16
Winthrop	12/13	*	30	13-15	0-0	3-5	6-10-16	0	1	10	1	29
Hampton	12/16	*	26	8-11	0-0	6-9	2-10-12	2	3	1	0	22
vs. East Carolina	12/20	*	21	4-8	0-0	2-4	4-11-15	0	0	2	0	10
Elon	12/22	*	24	5-6	0-0	6-6	5-3-8	0	4	2	1	16
Arkansas	1/3	*	26	4-5	0-0	3-3	0-10-10	2	0	1	1	11
at Vanderbilt	1/7	*	29	5-6	0-0	1-4	3-7-10	1	1	0	0	11

Career Stats at South Carolina

Year	GP	GS	Min	Avg	FG	FGA	Pct	3FG	FGA	Pct	FT	FTA	Pct	Off	Def	Tot	Avg	PF	FO	A	TO	Blk	Stl	Pts	Avg
2013-14	34	1	668	19.6	148	242	.612	0	0	—	121	185	.654	82	203	285	8.4	83	1	11	57	73	17	417	12.3
2014-15	36	5	760	21.1	141	251	.562	0	0	—	117	168	.696	99	186	285	7.9	62	0	28	50	53	19	399	11.1
2015-16	14	13	341	24.4	75	109	.688	0	0	—	31	57	.544	41	87	128	9.1	33	0	7	21	26	12	181	12.9
Career	84	19	1769	21.1	364	602	.605	0	0	—	270	410	.659	222	476	698	8.3	178	1	46	128	152	48	997	11.9

Miscellaneous

	Season	Career
Triple-Double	1	1
Double-Double	7	29
20+ Points	2	10
10+ Points	11	58
10+ Rebounds	7	32
5+ Blocks	1	4
Tm-High Points	2	14
Tm-High Rebs.	8	42

Career Highs

Pts29 vs. Winthrop, 12/13/15
Rebs17 vs. Kentucky, 1/9/14
Blks10 vs. Winthrop, 12/13/15
Stls3, 3x, last vs. UNCG, 11/15/15
Assts3, 3x, last vs. Savannah St., 3/20/15
Min32 at UCLA, 11/22/15

2015-16 Highs

Pts29 vs. Winthrop, 12/13
Rebs16 vs. Winthrop, 12/13
Blks10 vs. Winthrop, 12/13
Stls3 vs. UNCG, 11/15
Assts2, 2x, last vs. Arkansas, 1/3
Min32 at UCLA, 11/22

SEC Career Highs

Pts24, 2x, last vs. Ole Miss, 1/30/14
Rebs17 vs. Kentucky, 1/9/14
Blks5, 3x, last vs. Alabama, 1/29/15
Stls3, 2x, last at Florida, 1/19/15
Assts3 vs. Texas A&M, 1/26/15
Min29 at Vanderbilt, 1/7/16

the game, and finished the contest with her 24th career double-double (17 points, 13 rebounds)



BIANCA CUEVAS

5-6 • So. • G • Bronx, N.Y. • Nazareth Regional



Career Highlights

2015 Rainbow Wahine Showdown All-Tournament McDonald's All-America (2013-14)
New York Class AA co-Player of the Year (2013-14)

2015-16

- Has appeared in every game
- Led team in scoring once – vs. Arizona State
- Handed out team-high assists once – vs. CSUB
- Snatched a game-high three steals in the SEC opener against Arkansas (Jan. 3)
- Matched a career high with four rebounds against #14/13 Duke (Dec. 6)
- Named to the Rainbow Wahine Showdown All-Tournament team, finishing second on the team in scoring at the event with 17.0 points per game on 54.1 percent shooting, averaging 3.3 rebounds and swiping seven steals over the three-game event
- Scored in double figures for the third-straight game with 13 at Hawaii (Nov. 29), including nine in the second half to help Gamecocks pull away from a seven-point halftime lead
- Fell one point shy of her career high with 20 against CSU Bakersfield with four of her nine fourth-quarter points coming on back-to-back plays to launch a 14-2 run that put the game out of Roadrunners' reach
- Went on a personal 11-7 second-half run against #16/18 Arizona State (Nov. 27) as part of her team-high tying 18 points
- Gave UNCG (Nov. 15) trouble with her speed en route to 11 points, including 6-of-8 from the free throw line

Miscellaneous

	Season	Career
20+ Points	1	2
10+ Points	6	14
5+ Assists	1	6
Tm-High Points	1	3
Tm-High Assists	1	9

Career Highs

Pts 21 at Ole Miss, 2/1/15
Rebs..... 4, 6x, last vs. Duke, 12/6/15
Blks 2 vs. NC Central, 12/1/14
Stls..... 4, 2x, last vs. Savannah State, 12/14/14
Assts 6 vs. CSU Bakersfield, 11/28/15
Min..... 30 vs. Southern Cal, 11/15/14

2015-16 Highs

Pts 20 vs. CSU Bakersfield, 11/28
Rebs..... 4, 3x, last vs. Duke, 12/6
Blks
Stls..... 3, 3x, last vs. Arkansas, 1/3
Assts 6 vs. CSU Bakersfield, 11/28
Min..... 29 vs. Hawaii, 11/29

SEC Career Highs

Pts 21 vs. Ole Miss, 2/1/15
Rebs..... 4, 3x, last at Georgia, 2/5/15
Blks 1, 2x, last at Kentucky, 3/1/15
Stls..... 3, 2x, last vs. Arkansas, 1/3/16
Assts 5, 2x, last vs. Vanderbilt, 2/15/15
Min..... 24, 2x, last vs. Arkansas, 1/3/16

2015-16 Game-by-Game

Opponent	Date	GS	MIN	FG-A	3FG-A	FT-A	Reb	A	TO	B	S	TP
Ohio State	11/13	8	1-5	0-1	3-4	0-0-0	1	1	0	0	0	5
UNCG	11/15	19	2-4	1-3	6-8	0-2-2	1	3	0	2	2	11
at Clemson	11/18	17	2-7	0-3	0-0	0-1-1	2	0	0	2	2	4
at UCLA	11/22	13	2-4	0-0	3-3	0-2-2	2	2	0	0	0	7
vs. Arizona State	11/27	18	7-13	0-2	4-7	0-2-2	0	2	0	2	2	18
vs. CSUB	11/28	26	8-12	2-5	2-2	1-3-4	6	2	0	3	20	
vs. Hawaii	11/29	29	5-12	1-3	2-4	1-3-4	0	2	0	2	13	
Duke	12/6	13	1-4	0-1	0-2	0-4-4	2	1	0	0	2	
Winthrop	12/13	22	4-11	1-2	4-4	0-2-2	1	2	0	1	13	
Hampton	12/16	17	2-6	1-3	1-1	0-1-1	1	2	0	0	6	
vs. East Carolina	12/20	17	1-7	0-3	2-2	0-1-1	1	0	0	3	4	
Elon	12/22	15	1-4	0-3	0-0	0-1-1	2	3	0	0	2	
Arkansas	1/3	24	4-8	1-5	1-2	1-1-2	3	3	0	3	10	
at Vanderbilt	1/7	12	2-6	0-3	0-0	0-1-1	2	2	0	1	4	

Career Stats at South Carolina

Year	GP	GS	Min	Avg	FG	FGA	Pct	3FG	FGA	Pct	FT	FTA	Pct	Off	Def	Tot	Avg	PF	FO	A	TO	Blk	Stl	Pts	Avg
2014-15	37	0	536	14.5	74	200	.370	16	72	.222	45	58	.776	13	35	48	1.3	44	1	64	60	5	42	209	5.6
2015-16	14	0	250	17.9	42	103	.408	7	37	.189	28	39	.718	3	24	27	1.9	16	0	24	25	0	19	119	8.5
Career	51	0	786	15.4	116	303	.383	23	109	.211	73	97	.753	16	59	75	1.5	60	1	88	85	5	61	328	6.4

#31

ASIA DOZIER

6-0 • Sr. • G/F • Columbia, S.C. • Spring Valley



Career Highlights

Three-time SEC Academic Honor Roll

2015-16

- Team captain
- Has played in 13 of 14 games with four starts
- Has recorded at least five assists two times
- Handed out team-high assists three times – UNCG, Duke, Hampton
- Shooting 52.0 percent (13-of-25) from the floor to average 7.0 points over her last five games played
- Has averaged 3.0 assists over her last seven games played
- Reached double figures for the first time this season against East Carolina (Dec. 20), scoring five of her 10 points in the first quarter
- Returned to starting lineup against Hampton (Dec. 16), matching a career high with two steals in the opening 10 minutes
- Connected on a game-high three 3-pointers on the way to a season-best nine points against Winthrop (Dec. 13)
- Was solid, steady force on defense against #14/13 Duke (Dec. 6)
- Started the second half at Clemson (Nov. 18) and hit back-to-back 3s as part of 19-5 run that broke open the game
- Tied career high with six assists against UNCG (Nov. 15)
- Started the second half against #6/10 Ohio State (Nov. 13), providing calming influence after Gamecocks trailed at the break

Miscellaneous

	Season	Career
10+ Points	1	14
10+ Rebounds	0	1
5+ Assists	2	10
Tm-High Points	0	2
Tm-High Assists	3	16

Career Highs

Pts	16, 2x, at San Diego State, 11/23/13
Rebs	10 vs. Elon, 11/9/12
Blks	3 at Kentucky, 3/1/15
Stls	2, 9x, last vs. Hampton, 12/16/15
Assts	6, 3x, last vs. UNCG, 11/15/15
Min	40 at Arkansas, 1/2/14

2015-16 Highs

Pts	10 vs. East Carolina, 12/20
Rebs	2, 4x, last vs. Hampton, 12/16
Blks	
Stls	2 vs. Hampton, 12/16
Assts	6 vs. UNCG, 11/15
Min	26 vs. UNCG, 11/15

SEC Career Highs

Pts	15 at Alabama, 1/8/15
Rebs	6 vs. Florida, 2/23/14
Blks	3 at Kentucky, 3/1/15
Stls	2 at Alabama, 1/8/15
Assts	6 vs. Ole Miss, 1/30/14
Min	40 at Arkansas, 1/2/14

2015-16 Game-by-Game

Opponent	Date	GS	MIN	FG-A	3FG-A	FT-A	Reb	A	TO	B	S	TP
Ohio State	11/13	12	1-2	0-0	2-2	0-0-0	1	2	0	0	0	4
UNCG	11/15	26	1-4	1-4	0-0	0-2-2	6	0	0	0	0	3
at Clemson	11/18	21	3-9	2-7	0-0	0-1-1	0	1	0	0	0	8
at UCLA	11/22	3	0-1	0-1	0-0	0-0-0	0	1	0	0	0	0
vs. Arizona State	11/27	5	0-0	0-0	0-0	0-1-1	0	1	0	1	0	2
vs. CSUB	11/28	3	0-1	0-1	0-0	0-0-0	0	0	0	0	0	0
vs. Hawaii	11/29	25	0-2	0-2	3-4	0-0-0	3	1	0	1	1	3
Duke	12/6	20	0-2	0-1	0-0	0-2-2	3	1	0	0	0	0
Winthrop	12/13	18	3-4	3-4	0-0	0-2-2	3	2	0	1	1	9
Hampton	12/16	*	22	2-6	0-2	2-2	1-1-2	5	1	0	2	6
vs. East Carolina	12/20	*	19	4-5	2-2	0-0	0-1-1	0	1	0	0	10
Elon	12/22	*	22	3-5	1-3	0-0	1-0-1	3	1	0	0	7
Arkansas	1/3					— DNP —						
at Vanderbilt	1/7	*	23	1-5	1-4	0-0	0-1-1	4	2	0	0	3

Career Stats at South Carolina

Year	GP	GS	Min	Avg	FG	FGA	Pct	3FG	FGA	Pct	FT	FTA	Pct	Off	Def	Tot	Avg	PF	FO	A	TO	Blk	Stl	Pts	Avg
2012-13	31	0	398	12.8	28	134	.209	16	91	.176	11	24	.458	19	42	61	2.0	35	1	25	20	4	8	83	2.7
2013-14	34	32	911	26.8	72	211	.341	33	103	.320	28	44	.636	18	77	95	2.8	63	0	92	68	7	21	205	6.0
2014-15	37	30	615	16.6	55	133	.414	29	87	.333	10	13	.769	2	36	38	1.0	27	0	67	33	7	20	149	4.0
2015-16	13	4	219	16.8	19	48	.396	10	31	.323	7	8	.875	2	11	13	1.0	9	0	28	14	0	5	55	4.2
Career	115	66	2143	18.6	174	526	.331	88	312	.282	56	89	.629	41	166	207	1.8	134	1	212	135	18	54	492	4.3

#3

KAYDRA DUCKETT

5-8 • So. • G • Columbia, S.C. • Dreher



Career Highlights

2014 S.C. Basketball Coaches Association 3A Player of the Year
2014 WBCA Honorable Mention (HS) All-America

2015-16

- Has appeared in eight games
- Has scored a field goal in four of her last five games (12/13 through 1/3)
- Scored a career-high three points against Hampton (Dec. 16) after knocking down her first career 3-pointer in the first half
- Posted career bests in minutes (15) and assists (3) against Winthrop (Dec. 13)

Career Highs

Pts 3 vs. Hampton, 12/16/15
 Rebs..... 4 vs. Savannah State, 12/14/14
 Blks 1, 3x, last vs. UNCG, 11/15/15
 Stls..... 1, 7x, last vs. Arkansas, 1/3/16
 Assts 3 vs. Winthrop, 12/13/15
 Min..... 15 vs. Winthrop, 12/13/15

2015-16 Highs

Pts 3 vs. Hampton, 12/16
 Rebs..... 2, 3x, last vs. Arkansas, 1/3
 Blks 1 vs. UNCG, 11/15
 Stls..... 1, 3x, last vs. Arkansas, 1/3
 Assts 3 vs. Winthrop, 12/13
 Min..... 15 vs. Winthrop, 12/13

SEC Career Highs

Pts
 Rebs..... 2 vs. Arkansas, 1/3/16
 Blks
 Stls..... 1 vs. Arkansas, 1/3/16
 Assts
 Min..... 7 vs. Arkansas, 1/3/16

2015-16 Game-by-Game

Opponent	Date	GS	MIN	FG-A	3FG-A	FT-A	Reb	A	TO	B	S	TP
Ohio State	11/13		3	0-1	0-0	0-0	0-0-0	0	0	0	0	0
UNCG	11/15		10	0-0	0-0	0-0	0-1-1	0	1	1	1	0
at Clemson	11/18						— DNP —					
at UCLA	11/22						— DNP —					
vs. Arizona State	11/27						— DNP —					
vs. CSUB	11/28						— DNP —					
vs. Hawaii	11/29		1	0-0	0-0	0-0	0-0-0	0	0	0	0	0
Duke	12/6						— DNP —					
Winthrop	12/13		15	1-4	0-1	0-0	0-2-2	3	0	0	1	2
Hampton	12/16		12	1-2	1-2	0-0	1-1-2	2	0	0	0	3
vs. East Carolina	12/20		5	1-1	0-0	0-0	0-0-0	0	1	0	0	2
Elon	12/22		2	1-1	0-0	0-0	0-1-1	0	0	0	0	2
Arkansas	1/3		7	0-0	0-0	0-0	0-2-2	0	2	0	1	0
at Vanderbilt	1/7						— DNP —					

Career Stats at South Carolina

Year	GP	GS	Min	Avg	FG	FGA	Pct	3FG	FGA	Pct	FT	FTA	Pct	Off	Def	Tot	Avg	PF	FO	A	TO	Blk	Stl	Pts	Avg
2014-15	20	0	52	2.6	1	13	.077	0	1	.000	2	4	.500	4	7	11	0.6	4	0	3	1	2	4	4	0.2
2015-16	8	0	55	6.9	4	9	.444	1	3	.333	0	0	—	1	7	8	1.0	8	0	5	4	1	3	9	1.1
Career	28	0	107	3.8	5	22	.227	1	4	.250	2	4	.500	5	14	19	0.7	12	0	8	5	3	7	13	0.5



#44 INDIA FARMER

6-0 • Jr. • F • N. Myrtle Beach, S.C. • North Myrtle Beach



Career Highlights

Two-time SEC Academic Honor Roll

2015-16

- Has seen time in four contests, including SEC opener against Arkansas (Jan. 3)
- Recorded a pair of blocked shots against UNCG (Nov. 15)

Career Highs

Pts3, 2x, last vs. Alabama, 1/19/14
Rebs..... 3 vs. NC Central, 12/2/13
Blks 2 vs. UNCG, 11/15/15
Stls..... 1 at Florida, 1/19/15
Assts
Min..... 11 vs. NC Central, 12/2/13

2015-16 Highs

Pts
Rebs..... 1, 4x, last vs. Arkansas, 1/3
Blks 2 vs. UNCG, 11/15
Stls
Assts
Min.....5, 2x, last vs. East Carolina, 12/20

SEC Career Highs

Pts3, 2x, last vs. Alabama, 1/19/14
Rebs.....1, 2x, last vs. Arkansas, 1/3
Blks
Stls..... 1 at Florida, 1/19/15
Assts
Min..... 4, 2x, last at Florida, 1/19/15

2015-16 Game-by-Game

Opponent	Date	GS	MIN	FG-A	3FG-A	FT-A	Reb	A	TO	B	S	TP
Ohio State	11/13						— DNP —					
UNCG	11/15		5	0-1	0-1	0-0	0-1-1	0	0	2	0	0
at Clemson	11/18						— DNP —					
at UCLA	11/22						— DNP —					
vs. Arizona State	11/27						— DNP —					
vs. CSUB	11/28						— DNP —					
vs. Hawaii	11/29						— DNP —					
Duke	12/6						— DNP —					
Winthrop	12/13		3	0-2	0-1	0-0	1-0-1	0	0	0	0	0
Hampton	12/16						— DNP —					
vs. East Carolina	12/20		5	0-1	0-1	0-0	0-1-1	0	0	0	0	0
Elon	12/22						— DNP —					
Arkansas	1/3		3	0-0	0-0	0-0	0-1-1	0	0	0	0	0
at Vanderbilt	1/7						— DNP —					

Career Stats at South Carolina

Year	GP	GS	Min	Avg	FG	FGA	Pct	3FG	FGA	Pct	FT	FTA	Pct	Off	Def	Tot	Avg	PF	FO	A	TO	Blk	Stl	Pts	Avg
2013-14	18	0	48	2.7	2	7	.286	2	4	.500	0	0	—	2	4	6	0.3	4	0	0	1	1	0	6	0.3
2014-15	16	0	37	2.3	0	4	.000	0	2	.000	4	6	.667	5	3	8	0.5	1	0	0	1	0	1	4	0.3
2015-16	4	0	16	4.0	0	4	.000	0	3	.000	0	0	—	1	3	4	1.0	2	0	0	0	2	0	0	0.0
Career	38	0	101	2.7	2	15	.133	2	9	.222	4	6	.667	8	10	18	0.5	7	0	0	2	3	1	10	0.3



#24

SARAH IMOVBIOH

6-2 • Sr. • F • Abuja, Nigeria • Virginia



Career Highlights

2011 Parade All-America (HS)

2015-16

- Has played in every game, starting three
- Led the team in rebounding twice – UNCG, at Clemson
- Was effective in her SEC debut against Arkansas (Jan. 3) with seven rebounds and nine points in just 17 minutes
- Grabbed seven of her 12 rebounds against East Carolina (Dec. 20) in the first half
- Great offensive work against Hampton (Dec. 16), finishing with career bests in points (19), field goals (6) and free throws (7) after playing a career-high 24 minutes
- Was second on team in rebounding at Rainbow Wahine Showdown (Nov. 27-29) with 5.7 per game, including 2.3 offensive per outing
- Grabbed six of eight total rebounds against #16/18 Arizona State (Nov. 27) in the first half, including all three offensive boards to help Gamecocks stay within one possession at halftime
- Started the second half at Clemson (Nov. 18), providing great energy on the glass and adding four points to the game-changing 19-5 third-quarter surge
- Posted first double-double of Gamecock career with 14 points and team-high 11 boards against UNCG (Nov. 15)
- Had great fourth quarter against #6/10 Ohio State, scoring the six of the first eight points in the period, including to putbacks, to hold off the charging Buckeyes

Miscellaneous

	Season	Career
Double-Double	1	1
10+ Points	2	2
10+ Rebounds	3	3
Tm-High Points	0	0
Tm-High Rebs.	2	2

Career Highs

Pts19 vs. Hampton, 12/16/15
Rebs12 vs. East Carolina, 12/20/15
Blks1 vs. Winthrop, 12/13/15
Stls2, 2x, last at Clemson, 11/18/15
Assts2 vs. East Carolina, 12/20/15
Min24 vs. Hampton, 12/16/15

SEC Career Highs

Pts9 vs. Arkansas, 1/3/16
Rebs7 vs. Arkansas, 1/3/16
Blks
Stls
Assts
Min17 vs. Arkansas, 1/3/16

2015-16 Game-by-Game

Opponent	Date	GS	MIN	FG-A	3FG-A	FT-A	Reb	A	TO	B	S	TP
Ohio State	11/13	*	16	4-5	0-0	0-2	3-7-10	0	1	0	0	8
UNCG	11/15		21	5-7	0-0	4-6	5-6-11	0	0	0	2	14
at Clemson	11/18		19	3-4	0-0	3-8	4-2-6	0	0	0	2	9
at UCLA	11/22		8	0-0	0-0	0-0	3-1-4	0	0	0	1	0
vs. Arizona State	11/27		16	0-1	0-0	1-2	3-5-8	0	2	0	0	1
vs. CSUB	11/28		15	3-5	0-0	0-5	3-2-5	0	0	0	0	6
vs. Hawaii	11/29		13	1-2	0-0	1-1	1-3-4	0	1	0	0	3
Duke	12/6		3	0-0	0-0	0-0	0-0-0	0	1	0	0	0
Winthrop	12/13	*	22	3-3	0-0	1-1	1-3-4	1	1	1	0	7
Hampton	12/16	*	24	6-8	0-0	7-9	5-2-7	0	0	0	0	19
vs. East Carolina	12/20		18	1-5	0-0	2-3	4-8-12	2	0	0	0	4
Elon	12/22		16	1-2	0-0	0-0	2-1-3	0	1	0	1	2
Arkansas	1/3		17	4-7	0-0	1-2	4-3-7	0	3	0	0	9
at Vanderbilt	1/7		5	0-0	0-0	0-0	0-2-2	0	1	0	0	0

Career Stats at South Carolina

Year	GP	GS	Min	Avg	FG	FGA	Pct	3FG	FGA	Pct	FT	FTA	Pct	Off	Def	Tot	Avg	PF	FO	A	TO	Blk	Stl	Pts	Avg
2015-16	14	3	213	15.2	31	49	.633	0	0	—	20	39	.513	38	45	83	5.9	18	0	3	11	1	6	82	5.9



TIFFANY MITCHELL

5-9 • Sr. • G • Charlotte, N.C. • Providence Day



Career Highlights

Naismith Early Season Watch List (2015-16)	2015 Wooden Award All-America Team/Finalist
USBWA Ann Meyers Drysdale Award Watch List (2015-16)	2015 Wade Watch List
Wooden Award Watch List (2015-16)	2015 Capital One Academic All-District 4
Preseason All-America (AP, Lindy's, Athlon, SI, ESPN)	2015 NCAA Greensboro Region All-Tournament Team
Preseason SEC Player of the Year (Coaches, Media)	2015 Preseason All-America (AP, SI, ESPN)
Preseason All-SEC First Team (Coaches, Media)	2015 FIBA 3x3 World Championship Gold (USA)
Two-time SEC Player of the Year (Coaches – 2014, 2015; AP - 2015)	2014 WBCA All-America
Two-time All-SEC First Team (Coaches – 2014, 2015; AP – 2014, 2015)	2014 All-America Third Team (AP, Full Court)
2015 All-America First Team (ESPN, AP, USBWA)	2014 Wooden Award Final Ballot, Wade Trophy Watch List, Dawn Staley Award Watch List
2015 Dawn Staley Award Finalist	2014 WBCA All-Region 3
2015 Naismith Finalist	2014 SEC All-Defensive Team
	2013 SEC All-Freshman Team

Miscellaneous

	Season	Career
Double-Double	0	4
20+ Points	1	14
10+ Points	13	88
10+ Rebounds	0	7
5+ Assists	2	13
5+ Steals	0	8
Tm-High Points	5	42
Tm-High Rebs.	0	10
Tm-High Assists	3	32

Career Highs

Pts25 vs. Georgia, 2/27/14
Rebs11, 5x, last at Arkansas, 1/2/14
Blks3 at Arkansas, 2/19/15
Stls7 vs. NC Central, 12/2/14
Assts9 at San Diego State, 11/23/13
Min40, 2x, last vs. Florida State, 3/29/15

2015-16 Highs

Pts22 at Vanderbilt, 1/7
Rebs6 vs. Hampton, 12/16
Blks1, 3x, last vs. Elon, 12/22
Stls4, 2x, last at Clemson, 11/18
Assts5, 2x, last at Vanderbilt, 1/7
Min36 vs. Arizona State, 11/27

SEC Career Highs

Pts25 vs. Georgia, 2/27/14
Rebs11, 2x, last at Arkansas, 1/2/14
Blks3 at Arkansas, 2/19/15
Stls6 at Auburn, 1/12/14
Assts8, 2x, last vs. Ole Miss, 1/30/14
Min39 vs. Kentucky, 1/9/14

2015-16

- Selected team captain for second-straight season
- Ranks 10th in the SEC in scoring, seventh in free throw percentage and eighth in 3-pointers made per game
- Has been team's top scorer five times – at Clemson, at UCLA, vs. East Carolina, Elon, at Vanderbilt
- Handed out team-high assists three times – Ohio State, Arkansas, at Vanderbilt
- Last five games – 17.4 ppg, .475 field goal percentage, .462 3-point field goal percentage, 3.2 apg
- Has made three 3-pointers in four of the last six games
- Power team to win at Vanderbilt (Jan. 7) with seven of her season-high 22 points during 10-3 third-quarter run that put Gamecocks ahead for good, adding seven of fourth quarter's first eight points to hold off Commodores
- Hit a pair of 3s during a 20-2 run that opened the second quarter against Arkansas (Jan. 3)
- Had most efficient scoring game of the season vs. East Carolina (Dec. 20), hitting 5-of-9 from the field and 7-of-8 from the free throw line on her way to a game-high 18 points
- Sparked South Carolina's offense in the second half against Hampton (Dec. 16), tallying nine points over the first four minutes of the half and finishing 4-of-4 from the field in the final 20 minutes
- Sank free throws that started a 15-5 run over the final 5:03 to overcome one-point deficit to #14/13 Duke (Dec. 6)
- Scored 10 of her 14 points at Hawaii (Nov. 28) in the first half on 4-of-7 shooting (.571), including the first five points of the second quarter
- Netted four of her 17 points at UCLA (Nov. 22) during 10-4 run over final 4:05 to deliver the win

2015-16 Game-by-Game

Opponent	Date	GS	MIN	FG-A	3FG-A	FT-A	Reb	A	TO	B	S	TP
Ohio State	11/13	*	32	6-12	2-4	1-2	1-2-3	3	8	1	4	15
UNCG	11/15	*	23	3-11	2-7	2-2	0-2-2	5	1	0	2	10
at Clemson	11/18	*	25	6-12	4-7	2-4	3-2-5	0	1	0	4	18
at UCLA	11/22	*	34	5-12	1-5	6-6	2-3-5	2	6	0	1	17
vs. Arizona State	11/27	*	36	2-7	0-3	2-2	0-1-1	1	2	0	2	6
vs. CSUB	11/28	*	32	3-9	0-2	7-8	0-1-1	1	1	0	0	13
vs. Hawaii	11/29	*	29	5-10	2-5	2-2	1-1-2	2	3	0	0	14
Duke	12/6	*	35	3-13	1-5	5-6	2-2-4	2	3	1	0	12
Winthrop	12/13	*	22	4-8	3-6	1-2	1-4-5	3	4	0	1	12
Hampton	12/16	*	29	4-11	3-6	6-8	4-2-6	2	0	0	1	17
vs. East Carolina	12/20	*	24	5-9	1-3	7-8	0-1-1	3	1	0	2	18
Elon	12/22	*	34	7-15	3-6	1-1	2-2-4	2	1	1	1	18
Arkansas	1/3	*	26	4-9	2-5	2-3	0-3-3	4	3	0	2	12
at Vanderbilt	1/7	*	34	8-15	3-6	3-6	1-1-2	5	2	0	2	22

- Looked sharp in win at Clemson (Nov. 18), shooting 50.0 percent from the field with a team-high 18 points, including four 3-pointers, and swiped four steals for second time in three games
- Scored 10 points in the first half against #6/10 Ohio State (Nov. 13)

Career Stats at South Carolina

Year	GP	GS	Min	Avg	FG	FGA	Pct	3FG	FGA	Pct	FT	FTA	Pct	Off	Def	Tot	Avg	PF	FO	A	TO	Blk	Stl	Pts	Avg
2012-13	33	30	927	28.1	107	282	.379	22	60	.367	68	111	.613	60	109	169	5.1	64	1	43	82	4	44	304	9.2
2013-14	34	34	1066	31.4	165	335	.493	40	74	.541	157	198	.793	41	149	190	5.6	63	0	118	97	8	62	527	15.5
2014-15	37	37	1106	29.9	189	378	.500	57	137	.416	98	117	.838	28	87	115	3.1	64	1	106	82	11	65	533	14.4
2015-16	14	14	415	29.6	65	153	.425	27	70	.386	47	60	.783	17	27	44	3.1	23	0	35	36	3	22	204	14.6
Career	118	115	3506	29.7	526	1148	.458	146	341	.428	370	486	.761	146	372	518	4.4	214	2	302	297	26	193	1568	13.3

#23

TINA ROY

5-11 • Sr. • G • Kaplan, La. • Kaplan



Career Highlights

Two-time SEC Academic Honor Roll

2015-16

- Selected team captain
- Ranks third in SEC in 3-point percentage and fifth in 3s made per game (2.1)
- Has played in every game, starting 10
- Has led the team in scoring twice – at UCLA, vs. Arkansas
- Dished out a team-high assists three times – UNCG, at UCLA, vs. Arizona State
- Has shot 58.3 percent (14-of-24) from the 3-point line over her last three games, averaging 14.3 points per game over that stretch
- Hit three of her four 3-pointers at Vanderbilt (Jan. 7) in the second half, including one at the end of the third quarter to put Gamecocks in front going into the fourth and another late in the fourth after Commodores pulled within three
- Buried back-to-back 3s as part of 20-2 run to open the second quarter against Arkansas (Jan. 3), finishing with career-best seven 3-pointers to tie the South Carolina record against an SEC opponent
- Went 3-of-3 from the behind the arc against Elon (Dec. 22), netting at least three 3s for the third time this season
- Matched her career high with five 3s at UCLA (Nov. 22), including one to open the fourth quarter to launch the Gamecocks' 23-17 final period to overcome a three-point deficit
- Hit a clutch 3 in the third quarter against #6/10 Ohio State (Nov. 13), tying the game as part of an 8-2 run to close the period

Miscellaneous

	Season	Career
10+ Points	3	15
5+ Assists	0	5
Tm-High Points	2	4
Tm-High Assists	3	13

Career Highs

Pts21 vs. Arkansas, 1/3/16
Rebs8 at Mississippi State, 2/6/14
Blks2 at Mississippi State, 2/6/14
Stls3 vs. Southern Cal, 11/15/14
Assts10 vs. Savannah State, 12/14/14
Min37 at UCLA, 11/22/15

2015-16 Highs

Pts21 vs. Arkansas, 1/3
Rebs5 vs. CSU Bakersfield, 11/28
Blks1 vs. Arizona State, 11/27
Stls1, 5x, last at Vanderbilt, 1/7
Assts6 vs. UNCG, 11/15
Min37 at UCLA, 11/22

SEC Career Highs

Pts21 vs. Arkansas, 1/3/16
Rebs8 at Mississippi State, 2/6/14
Blks2 at Mississippi State, 2/6/14
Stls1, 9x, last at Vanderbilt, 1/7/16
Assts4, 3x, last vs. Vanderbilt, 2/15/15
Min31 vs. Vanderbilt, 1/5/14

2015-16 Game-by-Game

Opponent	Date	GS	MIN	FG-A	3FG-A	FTA	Reb	A	TO	B	S	TP
Ohio State	11/13	*	23	1-6	1-6	0-0	0-1-1	1	1	0	0	3
UNCG	11/15	*	19	3-8	3-8	0-0	0-0-0	6	0	0	0	9
at Clemson	11/18	*	22	1-6	1-6	0-0	0-1-1	1	0	0	1	3
at UCLA	11/22	*	37	6-14	5-11	0-0	0-3-3	4	2	0	0	17
vs. Arizona State	11/27	*	22	1-7	1-3	0-0	0-2-2	3	2	1	0	3
vs. CSUB	11/28	*	21	1-4	1-4	0-0	1-4-5	3	0	0	0	3
vs. Hawaii	11/29	*	9	0-1	0-1	0-0	0-0-0	2	0	0	1	0
Duke	12/6	*	16	1-3	1-2	0-0	0-1-1	2	1	0	1	3
Winthrop	12/13	*	11	1-6	1-6	0-0	0-0-0	3	0	0	0	3
Hampton	12/16		24	0-3	0-2	0-0	0-3-3	3	1	0	0	0
vs. East Carolina	12/20		12	1-5	1-4	0-0	1-2-3	0	2	0	0	3
Elon	12/22		11	3-3	3-3	0-0	0-0-0	1	0	0	0	9
Arkansas	1/3	*	29	7-13	7-12	0-0	0-1-1	3	0	0	1	21
at Vanderbilt	1/7		20	4-8	4-6	1-2	0-1-1	1	2	0	1	13

Career Stats at South Carolina

Year	GP	GS	Min	Avg	FG	FGA	Pct	3FG	FGA	Pct	FT	FTA	Pct	Off	Def	Tot	Avg	PF	FO	A	TO	Blk	Stl	Pts	Avg	
2011-12	34	0	383	11.3	53	181	.293	32	127	.252	10	22	.455	20	29	49	1.4	20	0	10	15	1	9	148	4.4	
2012-13	— Did Not Play —																									
2013-14	34	1	553	16.3	44	146	.301	20	86	.233	14	23	.609	13	56	69	2.0	19	0	48	23	9	6	122	3.6	
2014-15	36	0	568	15.8	59	152	.388	46	119	.387	2	5	.400	8	59	67	1.9	19	0	78	34	5	7	166	4.6	
2015-16	14	10	276	19.7	30	87	.345	29	74	.392	1	2	.500	2	19	21	1.5	6	0	33	11	1	5	90	6.4	
Career	118	11	1780	15.1	186	566	.329	127	406	.313	27	52	.519	43	163	206	1.7	64	0	169	83	16	27	526	4.5	



KHADIJAH SESSIONS

5-8 • Sr. • G • Myrtle Beach, S.C. • Myrtle Beach



Career Highlights

Three-time SEC Academic Honor Roll | 2012 SCBA Class 4A Player of the Year
2012 Parade All-America (HS)

2015-16

- Selected team captain
- Has started every game
- Ranks seventh in the SEC in steals (2.1)
- Has led the team in assists six times – Ohio State, at Clemson, at Hawaii, Winthrop, Elon, Arkansas – and handed out five or more assists twice this season
- Shooting a career-best 50.0 percent from the floor
- Has averaged 3.2 assists over her last six games
- Hit a pair of clutch fourth-quarter 3-pointers at Vanderbilt (Jan. 7), the first coming in a one-point game with 4:00 to play and the second after 'Dores drew within three inside 2:00 remaining
- Was critical to 20-2 run that opened second quarter against Arkansas (Jan. 3), making two key defensive plays and handing out assists on two of the three 3-pointers that launched the surge
- Served as a catalyst for the South Carolina offense against Winthrop (Dec. 13), dishing out six assists
- Matched career highs in steals (4) and minutes played (37) against #14/13 Duke (Dec. 6), picking up last two steals in final 5:03 to spark 15-5 run that turned one-point deficit into victory
- At Rainbow Wahine Showdown, averaged 8.3 points on 56.3 percent shooting (9-of-16) to go with eight steals
- Scored in double figures for second time this season with 11 at Hawaii (Nov. 29) all in the second half, including nine during a 17-6 run to close the third quarter after UH had closed within five points
- Grabbed three offensive rebounds against #16/18 Arizona State (Nov. 27)
- Handed out five assists at Clemson (Nov. 18)
- Swiped four steals against #6/10 Ohio State (Nov. 13) and applied pressure to the Buckeyes' defense early with strong drives to the basket

Miscellaneous

	Season	Career
10+ Points	3	23
5+ Assists	2	12
Tm-High Points	0	3
Tm-High Assists	6	28

Career Highs

Pts	19 vs. Auburn, 2/3/13
Rebs	6 vs. Clemson, 11/20/14
Blks	1, 9x, last vs. Arkansas, 1/3/16
Stls	4, 13x, last vs. Duke, 12/6/15
Assts	8 vs. NC Central, 12/1/14
Min	37, 2x, last vs. Duke, 12/6/15

2015-16 Highs

Pts	12 vs. Ohio State, 11/13
Rebs	5, 2x, last vs. Duke, 12/6
Blks	1 vs. Arkansas, 1/3
Stls	4, 3x, last vs. Duke, 12/6
Assts	6 vs. Winthrop, 12/13
Min	37 vs. Duke, 12/6

SEC Career Highs

Pts	19 vs. Auburn, 2/3/13
Rebs	5, 4x, last at Arkansas, 2/19/15
Blks	1, 3x, last vs. Arkansas, 1/3/16
Stls	4, 5x, last at Arkansas, 2/19/15
Assts	7 at Arkansas, 2/19/15
Min	35 at Missouri, 2/28/13

2015-16 Game-by-Game

Opponent	Date	GS	MIN	FG-A	3FG-A	FT-A	Reb	A	TO	B	S	TP
Ohio State	11/13	*	36	3-8	0-0	6-8	0-3-3	3	3	0	4	12
UNCG	11/15	*	18	1-2	0-0	0-0	0-1-1	4	0	0	2	2
at Clemson	11/18	*	19	0-1	0-1	0-0	0-2-2	5	1	0	1	0
at UCLA	11/22	*	23	0-1	0-1	0-0	1-4-5	1	4	0	0	0
vs. Arizona State	11/27	*	30	2-7	0-2	2-2	3-0-3	0	1	0	2	6
vs. CSUB	11/28	*	26	3-4	0-0	2-3	1-0-1	1	0	0	2	8
vs. Hawaii	11/29	*	21	4-5	1-2	2-2	1-3-4	4	1	0	4	11
Duke	12/6	*	37	2-4	0-1	1-6	2-3-5	1	1	0	4	5
Winthrop	12/13	*	15	2-3	0-1	0-0	0-1-1	6	1	0	1	4
Hampton	12/16	*	17	2-3	1-1	0-0	0-4-4	2	3	0	0	5
vs. East Carolina	12/20	*	22	1-5	0-2	3-4	0-2-2	3	2	0	1	5
Elon	12/22	*	24	2-4	1-2	1-2	1-1-2	4	1	0	2	6
Arkansas	1/3	*	25	3-4	1-1	0-0	1-2-3	4	1	1	3	7
at Vanderbilt	1/7	*	30	3-5	2-3	2-3	3-1-4	0	0	0	3	10

Career Stats at South Carolina

Year	GP	GS	Min	Avg	FG	FGA	Pct	3FG	FGA	Pct	FT	FTA	Pct	Off	Def	Tot	Avg	PF	FO	A	TO	Blk	Stl	Pts	Avg
2012-13	33	3	570	17.3	53	151	.351	13	54	.241	72	109	.661	22	24	46	1.4	43	0	36	49	3	21	191	5.8
2013-14	29	26	761	26.2	58	159	.365	18	59	.305	74	109	.679	9	38	47	1.6	60	0	77	45	1	28	208	7.2
2014-15	37	36	814	22.0	59	147	.401	20	64	.313	27	51	.529	26	63	89	2.4	63	0	105	49	4	68	165	4.5
2015-16	14	14	343	24.5	28	56	.500	6	17	.353	19	30	.633	13	27	40	2.9	29	0	38	19	1	29	81	5.8
Career	113	79	2488	22.0	198	513	.386	57	194	.294	192	299	.642	70	152	222	2.0	195	0	256	162	9	146	645	5.7



#40 JATARIE WHITE

6-4 • So. • F • Charlotte, N.C. • Providence Day



Career Highlights

2014 McDonald's All-America
2014 WBCA All-America

Charlotte Observer Player of the Year (2013, 2014)
North Carolina Miss Basketball (2013, 2014)

2015-16

- Ranks among the most improved Gamecocks from last season
- Has seen time in every game
- Led the team in rebounding once – at Clemson
- Great offensive game against East Carolina (Dec. 20) with career-high 14 points on 5-of-8 shooting
- Scored all of her eight points against Hampton (Dec. 16) in the second half, shooting 3-of-5 from the field and grabbing five her seven rebounds in the final 20 minutes as well
- Notched career highs in rebounds (9) and blocks (4) in 18 minutes of action against Winthrop (Dec. 13)
- Played 19 minutes against #14/13 Duke (Dec. 6), finishing with five rebounds
- Grabbed five rebounds in just 11 minutes of action against CSU Bakersfield (Nov. 27)
- Started the second half at Clemson (Nov. 18) and was key part of 19-5 third-quarter run that broke open the game ... tied for team-high honors with six rebounds
- Great contributions against #6/10 Ohio State (Nov. 13), beyond the four points, three rebounds and two assists in the box score

Miscellaneous

	Season	Career
10+ Points	1	3
10+ Rebounds	0	0
Tm-High Points	0	0
Tm-High Rebs.	1	1

Career Highs

Pts	14 vs. East Carolina, 12/20/15
Rebs	9 vs. Winthrop, 12/13/15
Blks	4 vs. Winthrop, 12/13/15
Stls	2 vs. Syracuse, 3/22/15
Assts	2, 4x, last at Clemson, 11/18/15
Min	22 vs. San Diego St., 11/23/14

2015-16 Highs

Pts	14 vs. East Carolina, 12/20
Rebs	9 vs. Winthrop, 12/13
Blks	4 vs. Winthrop, 12/13
Stls	1, 2x, last vs. Winthrop, 12/13
Assts	2, 2x, last at Clemson, 11/18
Min	21 vs. Hampton, 12/16

SEC Career Highs

Pts	5 at Georgia, 2/5/15
Rebs	7 at Georgia, 2/5/15
Blks	2 at Georgia, 2/5/15
Stls	1 vs. Vanderbilt, 2/15/15
Assts	2 vs. LSU, 2/12/15
Min	21 at Georgia, 2/5/15

2015-16 Game-by-Game

Opponent	Date	GS	MIN	FG-A	3FG-A	FT-A	Reb	A	TO	B	S	TP
Ohio State	11/13	15	1-3	0-0	2-3	1-2-3	2	0	0	0	0	4
UNCG	11/15	13	2-4	0-0	1-2	0-3-3	1	0	1	0	0	5
at Clemson	11/18	18	1-4	0-0	1-2	4-2-6	2	0	1	0	0	3
at UCLA	11/22	12	0-2	0-0	2-2	0-2-2	0	0	0	0	0	2
vs. Arizona State	11/27	12	0-2	0-0	0-0	1-1-2	0	1	0	0	0	0
vs. CSUB	11/28	11	1-2	0-0	0-2	1-4-5	1	0	1	0	0	2
vs. Hawaii	11/29	14	0-2	0-0	0-0	0-2-2	1	1	0	0	0	0
Duke	12/6	19	0-3	0-0	0-0	1-4-5	1	2	0	1	0	0
Winthrop	12/13	18	2-2	0-0	0-0	1-8-9	1	0	4	1	0	4
Hampton	12/16	21	3-8	0-0	2-2	2-5-7	0	4	1	0	0	8
vs. East Carolina	12/20	19	5-8	0-1	4-6	1-3-4	0	0	0	0	0	14
Elon	12/22	14	1-7	0-0	0-0	0-2-2	0	0	0	0	0	2
Arkansas	1/3	18	0-5	0-0	1-2	2-3-5	1	1	0	0	0	1
at Vanderbilt	1/7	18	0-0	0-0	2-4	0-2-2	0	0	0	0	0	2

Career Stats at South Carolina

Year	GP	GS	Min	Avg	FG	FGA	Pct	3FG	FGA	Pct	FT	FTA	Pct	Off	Def	Tot	Avg	PF	FO	A	TO	Blk	Stl	Pts	Avg
2014-15	20	0	184	9.2	20	49	.408	0	0	—	9	14	.643	16	28	44	2.2	20	0	7	14	5	7	49	2.5
2015-16	14	0	222	15.9	16	52	.308	0	1	.000	15	25	.600	14	43	57	4.1	28	0	10	9	8	2	47	3.4
Career	34	0	406	11.9	36	101	.356	0	1	.000	24	39	.615	30	71	101	3.0	48	0	17	23	13	9	96	2.8



#22 A'JA WILSON

6-5 • So. • F • Hopkins, S.C. • Heathwood Hall



Career Highlights

Naismith Early Season Watch List (2015-16)	2015 All-America Honorable Mention (WBCA)
USBWA Ann Meyers Drysdale Award Watch List (2015-16)	2015 WBCA All-Region 3
Wooden Award Watch List (2015-16)	2015 SEC Freshman of the Year (Coaches, AP)
2015 USA Basketball Female Athlete of the Year	2015 All-SEC First Team (Coaches, AP)
2015 Rainbow Wahine Showdown Tournament MVP	2015 SEC All-Freshman Team
Three-time SEC Player of the Week	USBWA National Freshman of the Week (Dec. 1-7)
Preseason All-America Second Team (Lindy's, SI, ESPN)	Five-time SEC Freshman of the Week
Preseason All-America Honorable Mention (AP)	2014 National High School Player of the Year (WBCA, Naismith, Parade)
Preseason All-SEC First Team (Media, Coaches)	2014 McDonald's and Parade (HS) All-America
2015 All-America Third Team (AP)	Three-time SCISA Player of the Year

2015-16

- Leads team in scoring and is second in rebounding
- Ranks 18th in the nation in double-doubles (7) and 30th in blocked shots per game (2.5), leading SEC in both
- Among SEC's top 10 in field goal percentage (4th), rebounding (5th) and scoring (8th)
- Has led the team in scoring six times – Ohio State, UNCG, vs. Arizona State, vs. CSUB, at Hawaii, Duke
- Been team's top rebounder seven times – Ohio State, vs. Arizona State, vs. CSUB, at Hawaii, Duke, Elon, Arkansas
- Has recorded a double-double in three of her last five games played (12/6 through 1/7)
- Has been named SEC Player of the Week three times (Nov. 13-16, Nov. 24-30, Dec. 1-7)
- Scored five straight points in 8-0 third-quarter run to break 41-41 tie against Elon (Dec. 22)
- Personal 6-0 run in fourth quarter against ECU (Dec. 20) set up sixth double-double of the season
- Scored career-high 28 points against #14/13 Duke (Dec. 6), including 20 in the second half and 12 of the team's 16 in the third quarter
- Named MVP of Rainbow Wahine Showdown, averaging 20.7 points on 65.0 percent shooting (26-of-40), 8.0 rebounds and 2.3 blocks, helping her to SEC co-Player of the Week honors as well (Nov. 24-30)
- Tallied 26 points against CSU Bakersfield (Nov. 28), including 16 in second half to break open eight-point game at halftime
- Grabbed three of her fourth-quarter rebounds in the final seven seconds of a tie game, including two offensive, getting fouled on the final one and hitting the resulting two free throws with 0.6 seconds to deliver the win over #16/18 Arizona State (Nov. 27)
- Hit from the left block to launch a 10-4 run that broke a 58-58 tie with 3:50 left to play and put the Gamecocks up for good at UCLA (Nov. 22)
- Tied her career high with six blocks against UNCG (Nov. 15), while posting her second double-double in as many games (19 pts/10 rebs)
- Scored 12 of her team-high 20 points against #6/10 Ohio State (Nov. 13) in the fourth quarter, including six of the team's 10 points in the final 2:35 to deliver the victory

2015-16 Game-by-Game

Opponent	Date	GS	MIN	FG-A	3FG-A	FTA	Reb	A	TO	B	S	TP
Ohio State	11/13	*	21	8-18	0-0	4-4	5-9-14	0	0	2	0	20
UNCG	11/15	*	17	9-14	0-0	1-2	6-4-10	1	2	6	2	19
at Clemson	11/18	*	21	3-10	0-0	1-4	1-4-5	0	0	3	0	7
at UCLA	11/22	*	30	4-9	0-0	3-5	2-8-10	3	2	4	1	11
vs. Arizona State	11/27	*	28	8-11	0-0	2-2	2-9-11	1	6	1	2	18
vs. CSUB	11/28	*	31	10-14	0-0	6-9	2-6-8	4	0	4	0	26
vs. Hawaii	11/29	*	27	8-15	0-0	2-2	2-3-5	0	1	2	0	18
Duke	12/6	*	32	10-19	0-0	8-10	6-5-11	2	3	3	1	28
Winthrop												— DNP —
Hampton												— DNP —
vs. East Carolina	12/20	*	22	7-10	0-0	1-1	3-7-10	0	2	2	1	15
Elon	12/22	*	25	5-12	0-0	2-5	2-6-8	2	1	3	1	12
Arkansas	1/3	*	25	7-12	0-0	0-1	4-6-10	1	2	0	0	14
at Vanderbilt	1/7	*	24	1-3	0-0	2-4	0-6-6	2	1	0	0	4

Career Stats at South Carolina

Year	GP	GS	Min	Avg	FG	FGA	Pct	3FG	FGA	Pct	FT	FTA	Pct	Off	Def	Tot	Avg	PF	FO	A	TO	Blk	Stl	Pts	Avg
2014-15	37	1	734	19.8	177	329	.538	1	3	.333	131	198	.662	78	165	243	6.6	72	1	37	62	65	32	486	13.1
2015-16	12	12	303	25.3	80	147	.544	0	0	—	32	49	.653	35	73	108	9.0	29	1	16	20	30	8	192	16.0
Career	49	13	1037	21.2	257	476	.540	1	3	.333	163	247	.660	113	238	351	7.2	101	2	53	82	95	40	678	13.8

Miscellaneous

	Season	Career
Double-Double	7	12
20+ Points	3	8
10+ Points	10	39
10+ Rebounds	7	12
5+ Blocks	1	2
Tim-High Points	6	21
Tim-High Rebs.	7	16

Career Highs

Pts28 vs. Duke, 12/6/15
Rebs19 at Kentucky, 3/1/15
Blks6, 2x, last vs. UNCG, 11/15/15
Stls3, 4x, last vs. C. Michigan, 12/20/14
Assts4 vs. CSU Bakersfield, 11/28/15
Min33 at Kentucky, 3/1/15

2015-16 Highs

Pts28 vs. Duke, 12/6
Rebs14 vs. Ohio State, 11/13
Blks6 vs. UNCG, 11/15
Stls2, 2x, last vs. Arizona State, 11/27
Assts4 vs. CSU Bakersfield, 11/28
Min32 vs. Duke, 12/6

SEC Career Highs

Pts26 vs. LSU, 2/12/15
Rebs19 at Kentucky, 3/1/15
Blks6 at Kentucky, 3/1/15
Stls2 at Ole Miss, 2/1/15
Assts3, 2x, last vs. Alabama, 1/29/15
Min33 at Kentucky, 3/1/15



Official Basketball Box Score -- Game Totals -- Final Statistics
Arkansas vs #2/2 South Carolina
 01/03/16 3 p.m. at Columbia, S.C./Colonial Life Arena



Arkansas 32 • 5-9 (0-1 SEC)

#	Player	Total		3-Ptr		Rebounds			PF	TP	A	TO	Blk	Stl	Min
		FG	FGA	FG	FGA	FT	FTA	Off							
00	JACKSON, Jessica	f	4-12	0-3	1-2	1	3	4	3	9	1	2	0	1	29
35	COOLEY, Alecia	c	0-4	0-0	2-2	2	4	6	3	2	1	4	1	0	29
03	MONK, Malica	g	1-6	0-0	0-0	0	0	0	3	2	0	1	0	0	27
21	COSPER, Devin	g	1-4	0-3	0-0	0	1	1	0	2	4	2	0	1	21
33	WOLFF, Melissa	g	4-10	0-0	1-2	2	5	7	4	9	1	1	0	2	33
04	SWENSON, Keiryn		2-5	0-1	0-0	0	2	2	0	4	0	0	0	0	18
12	FREEMAN, Briunna		0-3	0-0	0-2	1	0	1	1	0	1	2	0	0	12
15	BROOKS, Kelsey		0-3	0-2	0-0	0	0	0	1	0	0	1	0	0	7
22	ZIMMERMAN, Bailey		0-1	0-1	0-0	0	1	1	0	0	0	0	0	1	5
24	DANBERRY, Jordan		1-5	1-2	1-2	1	0	1	1	4	1	4	0	0	14
32	WEST, Khadijah		0-1	0-0	0-0	0	0	0	1	0	0	0	0	0	5
	Team					2	1	3			1				
	Totals		13-54	1-12	5-10	9	17	26	17	32	9	18	1	5	200

1st - FG %:	4-15	26.7%	2nd:	4-12	33.3%	3rd:	2-14	14.3%	4th:	3-13	23.1%	Game:	13-54	24.1%	Deadball	
3FG %:	0-3	0.0%	1-4	25.0%	0-2	0.0%	0-3	0.0%	1-12	8.3%					Rebounds	2,1
FT %:	1-2	50.0%	0-0	0.0%	3-4	75.0%	1-4	25.0%	5-10	50.0%						

#2/2 South Carolina 85 • 13-0 (1-0 SEC)

#	Player	Total		3-Ptr		Rebounds			PF	TP	A	TO	Blk	Stl	Min
		FG	FGA	FG	FGA	FT	FTA	Off							
22	WILSON, A'ja	f	7-12	0-0	0-1	4	6	10	2	14	1	2	0	0	25
41	COATES, Alaina	c	4-5	0-0	3-3	0	10	10	3	11	2	0	1	1	26
05	SESSIONS, Khadijah	g	3-4	1-1	0-0	1	2	3	0	7	4	1	1	3	25
23	ROY, Tina	g	7-13	7-12	0-0	0	1	1	0	21	3	0	0	1	29
25	MITCHELL, Tiffany	g	4-9	2-5	2-3	0	3	3	0	12	4	3	0	2	26
01	CUEVAS, Bianca		4-8	1-5	1-2	1	1	2	1	10	3	3	0	3	24
03	DUCKETT, Kaydra		0-0	0-0	0-0	0	2	2	2	0	0	2	0	1	7
24	IMOVBIQH, Sarah		4-7	0-0	1-2	4	3	7	2	9	0	3	0	0	17
40	WHITE, Jatarie		0-5	0-0	1-2	2	3	5	1	1	1	1	0	0	18
44	FARMER, India		0-0	0-0	0-0	0	1	1	0	0	0	0	0	0	3
	Team					3	1	4							
	Totals		33-63	11-23	8-13	15	33	48	11	85	18	15	2	11	200

1st - FG %:	4-18	22.2%	2nd:	14-19	73.7%	3rd:	11-18	61.1%	4th:	4-8	50.0%	Game:	33-63	52.4%	Deadball	
3FG %:	0-4	0.0%	5-7	71.4%	6-11	54.5%	0-1	0.0%	11-23	47.8%					Rebounds	2,2
FT %:	1-2	50.0%	2-2	100.0%	1-3	33.3%	4-6	66.7%	8-13	61.5%						

Officials: Sue Blauch, Eric Brewton, Troy Winders
 Technical fouls: Arkansas-None. #2/2 South Carolina-None.
 Attendance: 13407

Score by periods	1st	2nd	3rd	4th	Total
Arkansas	9	9	7	7	32
#2/2 South Carolina	9	35	29	12	85

Last FG - AR 4th-04:33, SC 4th-03:53.
 Largest lead - AR by 2 1st-08:53, SC by 53 4th-00:38.
 AR led for 02:05, SC led for 31:19. Game was tied for 06:36.

Points	In	Off	2nd	Fast	Bench
	Paint	T/O	Chance	Break	
AR	10	8	5	2	8
SC	44	28	20	16	20

Score tied - 5 times.
 Lead changed - 3 times.



Official Basketball Box Score -- Game Totals -- Final Statistics
#2/2 South Carolina vs Vanderbilt
 01/07/16 8 p.m. at Nashville, Tenn. (Memorial Gym)



#2/2 South Carolina 71 • 14-0, 2-0

#	Player	Total		3-Ptr		Rebounds			PF	TP	A	TO	Blk	Stl	Min
		FG	FGA	FG	FGA	FT	FTA	Off							
22	WILSON, A'ja	f	1-3	0-0	2-4	0	6	6	4	4	2	1	0	0	24
31	DOZIER, Asia	f	1-5	1-4	0-0	0	1	1	2	3	4	2	0	0	23
41	COATES, Alaina	c	5-6	0-0	1-4	3	7	10	2	11	1	1	0	0	29
05	SESSIONS, Khadijah	g	3-5	2-3	2-3	3	1	4	1	10	0	0	0	3	30
25	MITCHELL, Tiffany	g	8-15	3-6	3-6	1	1	2	3	22	5	2	0	2	34
01	CUEVAS, Bianca		2-6	0-3	0-0	0	1	1	2	4	2	2	0	1	12
04	CLINEY, Doniyah		1-2	0-0	0-0	0	0	0	2	2	0	0	0	0	5
23	ROY, Tina		4-8	4-6	1-2	0	1	1	0	13	1	2	0	1	20
24	IMOVBIQH, Sarah		0-0	0-0	0-0	0	2	2	1	0	0	1	0	0	5
40	WHITE, Jatarie		0-0	0-0	2-4	0	2	2	1	2	0	0	0	0	18
	Team					1	0	1							
	Totals		25-50	10-22	11-23	8	22	30	18	71	15	11	0	7	200

1st - FG %:	6-13	46.2%	2nd:	5-12	41.7%	3rd:	7-14	50.0%	4th:	7-11	63.6%	Game:	25-50	50.0%	Deadball	
3FG %:	1-4	25.0%	2-6	33.3%	3-5	60.0%	4-5	80.0%	10-22	45.5%					Rebounds	9,1
FT %:	2-6	33.3%	4-5	80.0%	1-2	50.0%	4-10	40.0%	11-23	47.8%						

Vanderbilt 61 • 11-4, 0-2

#	Player	Total		3-Ptr		Rebounds			PF	TP	A	TO	Blk	Stl	Min
		FG	FGA	FG	FGA	FT	FTA	Off							
44	Rayte'a Long	f	1-1	0-0	0-0	3	1	4	2	2	0	1	0	0	11
01	Rebekah Dahlman	g	5-10	2-7	2-2	2	4	6	3	14	3	1	0	2	33
03	Rachel Bell	g	3-12	0-4	3-4	1	1	2	0	9	1	1	0	0	28
23	Minta Spears	g	1-9	0-5	2-2	0	2	2	4	4	4	3	0	0	39
33	Christa Reed	g	2-6	2-4	0-0	0	3	3	2	6	0	4	0	1	29
15	Jasmine Jenkins		2-3	0-0	0-0	1	2	3	1	4	2	2	0	2	11
22	Marqu'es Webb		3-5	0-0	1-1	0	3	3	5	7	0	1	0	0	17
25	Morgan Batey		2-3	0-0	2-2	0	2	2	1	6	2	0	0	0	20
35	Kendall Shaw		3-4	0-0	3-4	1	1	2	1	9	0	0	1	0	12
	Team					1	1	2							
	Totals		22-53	4-20	13-15	9	20	29	19	61	12	13	1	5	200

1st - FG %:	2-7	28.6%	2nd:	8-13	61.5%	3rd:	6-16	37.5%	4th:	6-17	35.3%	Game:	22-53	41.5%	Deadball	
3FG %:	1-4	25.0%	1-4	25.0%	1-5	20.0%	1-7	14.3%	4-20	20.0%					Rebounds	1
FT %:	5-6	83.3%	4-4	100.0%	2-2	100.0%	2-3	66.7%	13-15	86.7%						

Officials: Beverly Roberts, Jesse Dickerson, Douglas Knight
 Technical fouls: #2/2 South Carolina-None. Vanderbilt-None.
 Attendance: 2547

Score by periods	1st	2nd	3rd	4th	Total
#2/2 South Carolina	15	16	18	22	71
Vanderbilt	10	21	15	15	61

Last FG - SC 4th-00:55, VANDY 4th-02:22.
 Largest lead - SC by 10 4th-00:24, VANDY by 6 3rd-07:31.
 SC led for 25:49, VANDY led for 09:56. Game was tied for 04:08.

Points	In	Off	2nd	Fast	Bench
	Paint	T/O	Chance	Break	
SC	30	12	6	10	21
VANDY	30	12	9	6	26

Score tied - 8 times.
 Lead changed - 18 times.



2015-16 South Carolina Basketball
 South Carolina Combined Team Statistics (as of Jan 03, 2016)
Home games



RECORD:	OVERALL	HOME	AWAY	NEUTRAL
ALL GAMES	7-0	7-0	0-0	0-0
CONFERENCE	1-0	1-0	0-0	0-0
NON-CONFERENCE	6-0	6-0	0-0	0-0

#	Player	gp-gs	min	avg	Total			3-Point		F-Throw		Rebounds				pf	dq	a	to	blk	stl	pts	avg			
					fg-fga	fg%	3fg-fga	3fg%	ft-fa	ft%	off	def	tot	avg												
22	WILSON, A'ja	5-5	120	24.0	39-75	.520	0-0	.000	15-22	.682	23	30	53	10.6	9	0	6	8	14	4	93	18.6				
41	COATES, Alaina	7-6	172	24.6	49-62	.790	0-0	.000	25-40	.625	21	52	73	10.4	16	0	4	12	18	8	123	17.6				
25	MITCHELL, Tiffany	7-7	201	28.7	31-79	.392	16-39	.410	18-24	.750	10	17	27	3.9	11	0	21	20	3	11	96	13.7				
24	IMOVBIQH, Sarah	7-3	119	17.0	23-32	.719	0-0	.000	13-20	.650	20	22	42	6.0	11	0	1	7	1	3	59	8.4				
01	CUEVAS, Bianca	7-0	118	16.9	15-42	.357	4-18	.222	15-21	.714	1	11	12	1.7	7	0	11	15	0	6	49	7.0				
23	ROY, Tina	7-5	133	19.0	16-42	.381	16-39	.410	0-0	.000	0	6	6	0.9	3	0	19	3	0	2	48	6.9				
05	SESSIONS, Khadijah	7-7	172	24.6	15-28	.536	3-6	.500	8-16	.500	4	15	19	2.7	14	0	24	10	1	16	41	5.9				
31	DOZIER, Asia	6-2	120	20.0	10-23	.435	5-14	.357	4-4	1.000	2	7	9	1.5	6	0	21	7	0	3	29	4.8				
40	WHITE, Jatarie	7-0	118	16.9	9-32	.281	0-0	.000	6-9	.667	7	27	34	4.9	12	0	6	7	6	2	24	3.4				
00	COLLEY, Shay	5-0	67	13.4	5-13	.385	2-6	.333	0-0	.000	2	6	8	1.6	8	0	5	10	1	4	12	2.4				
03	DUCKETT, Kaydra	6-0	49	8.2	3-8	.375	1-3	.333	0-0	.000	1	7	8	1.3	8	0	5	3	1	3	7	1.2				
44	FARMER, India	3-0	11	3.7	0-3	.000	0-2	.000	0-0	.000	1	2	3	1.0	0	0	0	0	2	0	0	0.0				
Team												15	14	29												
Total.....		7	1400		215-439	.490	47-127	.370	104-156	.667	107	216	323	46.1	105	0	123	103	47	62	581	83.0				
Opponents.....		7	1400		134-432	.310	27-101	.267	64-99	.646	89	128	217	31.0	146	4	60	112	30	58	359	51.3				

Date	Opponent	Score	Att.
11/13/15	#6/10 OHIO STATE	w 88-80	16815
11/15/15	UNCG	w 92-44	13607
12/06/15	#14/13 DUKE	w 66-55	16429
12/13/15	WINTHROP	w 86-37	13409
12/16/15	HAMPTON	w 86-48	12117
12/22/15	ELON	w 78-63	13670
* 01/03/16	ARKANSAS	w 85-32	13407



2015-16 South Carolina Basketball
 #2/2 South Carolina Combined Team Statistics (as of Jan 08, 2016)
Away/Neutral



RECORD:	OVERALL	HOME	AWAY	NEUTRAL
ALL GAMES	7-0	0-0	4-0	3-0
CONFERENCE	1-0	0-0	1-0	0-0
NON-CONFERENCE	6-0	0-0	3-0	3-0

#	Player	gp-gs	min	avg	Total			3-Point		F-Throw		Rebounds				pf	dq	a	to	blk	stl	pts	avg			
					fg-fga	fg%	3fg-fga	3fg%	ft-fa	ft%	off	def	tot	avg												
25	MITCHELL, Tiffany	7-7	214	30.6	34-74	.459	11-31	.355	29-36	.806	7	10	17	2.4	12	0	14	16	0	11	108	15.4				
22	WILSON, A'ja	7-7	183	26.1	41-72	.569	0-0	.000	17-27	.630	12	43	55	7.9	20	1	10	12	16	4	99	14.1				
01	CUEVAS, Bianca	7-0	132	18.9	27-61	.443	3-19	.158	13-18	.722	2	13	15	2.1	9	0	13	10	0	13	70	10.0				
41	COATES, Alaina	7-7	169	24.1	26-47	.553	0-0	.000	6-17	.353	20	35	55	7.9	17	0	3	9	8	4	58	8.3				
23	ROY, Tina	7-5	143	20.4	14-45	.311	13-35	.371	1-2	.500	2	13	15	2.1	3	0	14	8	1	3	42	6.0				
05	SESSIONS, Khadijah	7-7	171	24.4	13-28	.464	3-11	.273	11-14	.786	9	12	21	3.0	15	0	14	9	0	13	40	5.7				
31	DOZIER, Asia	7-2	99	14.1	9-25	.360	5-17	.294	3-4	.750	0	4	4	0.6	3	0	7	7	0	2	26	3.7				
40	WHITE, Jatarie	7-0	104	14.9	7-20	.350	0-1	.000	9-16	.563	7	16	23	3.3	16	0	4	2	2	0	23	3.3				
24	IMOVBIQH, Sarah	7-0	94	13.4	8-17	.471	0-0	.000	7-19	.368	18	23	41	5.9	7	0	2	4	0	3	23	3.3				
00	COLLEY, Shay	6-0	75	12.5	6-18	.333	1-6	.167	5-8	.625	6	6	12	2.0	10	0	8	6	0	3	18	3.0				
04	CLINEY, Doniyah	1-0	5	5.0	1-2	.500	0-0	.000	0-0	.000	0	0	0	0.0	2	0	0	0	0	0	2	2.0				
03	DUCKETT, Kaydra	2-0	6	3.0	1-1	1.000	0-0	.000	0-0	.000	0	0	0	0.0	0	0	0	1	0	0	2	1.0				
44	FARMER, India	1-0	5	5.0	0-1	.000	0-1	.000	0-0	.000	0	1	1	1.0	2	0	0	0	0	0	0	0.0				
Team												10	12	22												
Total.....		7	1400		187-411	.455	36-121	.298	101-161	.627	93	188	281	40.1	116	1	89	88	27	56	511	73.0				
Opponents.....		7	1400		143-398	.359	38-124	.306	80-115	.696	80	155	235	33.6	152	5	78	104	11	37	404	57.7				

Date	Opponent	Score	Att.
11/18/15	at Clemson	w 67-41	1030
11/22/15	at UCLA	w 68-65	2018
@ 11/27/15	vs #16/18 Arizona State	w 60-58	2020
@ 11/28/15	vs CSU Bakersfield	w 90-71	2152
@ 11/29/15	at Hawaii	w 67-51	2073
< 12/20/15	vs East Carolina	w 88-57	0
* 01/07/16	at Vanderbilt	w 71-61	2547



2015-16 South Carolina Basketball
#2/2 South Carolina Season Schedule/Results & Leaders (as of Jan 08, 2016)
All games



RECORD:	OVERALL	HOME	AWAY	NEUTRAL
ALL GAMES	14-0	7-0	4-0	3-0
CONFERENCE	2-0	1-0	1-0	0-0
NON-CONFERENCE	12-0	6-0	3-0	3-0

Date	Opponent	Score	Att. High Points	High Rebounds
11/13/15	#6/10 OHIO STATE	w 88-80	16815 (20)WILSON, A'ja	(14)WILSON, A'ja
11/15/15	UNCG	w 92-44	13607 (19)WILSON, A'ja	(11)IMOVBIQH, Sarah
11/18/15	at Clemson	w 67-41	1030 (18)MITCHELL, Tiffany	(6)COATES, Alaina (6)IMOVBIQH, Sarah (6)WHITE, Jatarie
11/22/15	at UCLA	w 68-65	2018 (17)ROY, Tina (17)MITCHELL, Tiffany	(12)COATES, Alaina
11/27/15	@vs #16/18 Arizona State	w 60-58	2020 (18)CUEVAS, Bianca (18)WILSON, A'ja	(11)WILSON, A'ja
11/28/15	@vs CSU Bakersfield	w 90-71	2152 (26)WILSON, A'ja	(8)WILSON, A'ja
11/29/15	@at Hawaii	w 67-51	2073 (18)WILSON, A'ja	(5)WILSON, A'ja
12/06/15	#14/13 DUKE	w 66-55	16429 (28)WILSON, A'ja	(11)WILSON, A'ja
12/13/15	WINTHROP	w 86-37	13409 (29)COATES, Alaina	(16)COATES, Alaina
12/16/15	HAMPTON	w 86-48	12117 (22)COATES, Alaina	(12)COATES, Alaina
12/20/15	<vs East Carolina	w 88-57	(18)MITCHELL, Tiffany	(15)COATES, Alaina
12/22/15	ELON	w 78-63	13670 (18)MITCHELL, Tiffany	(8)WILSON, A'ja (8)COATES, Alaina
01/03/16	*ARKANSAS	w 85-32	13407 (21)ROY, Tina	(10)WILSON, A'ja (10)COATES, Alaina
01/07/16	*at Vanderbilt	w 71-61	2547 (22)MITCHELL, Tiffany	(10)COATES, Alaina

* = Conference game
 @ = Rainbow Wahine Showdown (Honolulu, Hawaii)
 < = Carolinas Challenge (Myrtle Beach, S.C.)

Attendance Summary	Games	Attend	Avg/Game
Home	7	99454	14208
Away	4	7668	1917
Neutral	3	4172	1391
Total	14	111294	7950



2015-16 South Carolina Basketball
#2/2 South Carolina Points-Rebounds-Assists (as of Jan 08, 2016)
All games



Opponent	Date	Score		00	01	03	04	05	22	23
				COLLEY,SHA	CUEVAS,BIA	DUCKETT,KA	CLINEY,DON	SESSIONS,K	WILSON,A'J	ROY,TINA
#6/10 OHIO STATE	11/13/15	88-80	w	0-0-0	5-0-1	0-0-0	DNP	12-3-3	20-14-0	3-1-1
UNCG	11/15/15	92-44	w	7-2-1	11-2-1	0-1-0	DNP	2-1-4	19-10-1	9-0-6
at Clemson	11/18/15	67-41	w	5-3-2	4-1-2	DNP	DNP	0-2-5	7-5-0	3-1-1
at UCLA	11/22/15	68-65	w	2-2-0	7-2-2	DNP	DNP	0-5-1	11-10-3	17-3-4
vs #16/18 Arizona State	11/27/15	60-58	w	0-1-0	18-2-0	DNP	DNP	6-3-0	18-11-1	3-2-3
vs CSU Bakersfield	11/28/15	90-71	w	6-2-2	20-4-6	DNP	DNP	8-1-1	26-8-4	3-5-3
at Hawaii	11/29/15	67-51	w	2-3-0	13-4-0	0-0-0	DNP	11-4-4	18-5-0	0-0-2
#14/13 DUKE	12/06/15	66-55	w	DNP	2-4-2	DNP	DNP	5-5-1	28-11-2	3-1-2
WINTHROP	12/13/15	86-37	w	3-4-4	13-2-1	2-2-3	DNP	4-1-6	DNP	3-0-3
HAMPTON	12/16/15	86-48	w	0-2-0	6-1-1	3-2-2	DNP	5-4-2	DNP	0-3-3
vs East Carolina	12/20/15	88-57	w	3-1-4	4-1-1	2-0-0	DNP	5-2-3	15-10-0	3-3-0
ELON	12/22/15	78-63	w	2-0-0	2-1-2	2-1-0	DNP	6-2-4	12-8-2	9-0-1
ARKANSAS	01/03/16	85-32	w	DNP	10-2-3	0-2-0	DNP	7-3-4	14-10-1	21-1-3
at Vanderbilt	01/07/16	71-61	w	DNP	4-1-2	DNP	2-0-0	10-4-0	4-6-2	13-1-1

Opponent	Date	Score		24	25	31	40	41	44
				IMOVBIQH,S	MITCHELL,T	DOZIER,ASI	WHITE,JATA	COATES,ALA	FARMER,IND
#6/10 OHIO STATE	11/13/15	88-80	w	8-10-0	15-3-3	4-0-1	4-3-2	17-13-0	DNP
UNCG	11/15/15	92-44	w	14-11-0	10-2-5	3-2-6	5-3-1	12-7-0	0-1-0
at Clemson	11/18/15	67-41	w	9-6-0	18-5-0	8-1-0	3-6-2	10-6-1	DNP
at UCLA	11/22/15	68-65	w	0-4-0	17-5-2	0-0-0	2-2-0	12-12-0	DNP
vs #16/18 Arizona State	11/27/15	60-58	w	1-8-0	6-1-1	2-1-0	0-2-0	6-7-1	DNP
vs CSU Bakersfield	11/28/15	90-71	w	6-5-0	13-1-1	0-0-0	2-5-1	6-4-0	DNP
at Hawaii	11/29/15	67-51	w	3-4-0	14-2-2	3-0-3	0-2-1	3-1-0	DNP
#14/13 DUKE	12/06/15	66-55	w	0-0-0	12-4-2	0-2-3	0-5-1	16-7-0	DNP
WINTHROP	12/13/15	86-37	w	7-4-1	12-5-3	9-2-3	4-9-1	29-16-0	0-1-0
HAMPTON	12/16/15	86-48	w	19-7-0	17-6-2	6-2-5	8-7-0	22-12-2	DNP
vs East Carolina	12/20/15	88-57	w	4-12-2	18-1-3	10-1-0	14-4-0	10-15-0	0-1-0
ELON	12/22/15	78-63	w	2-3-0	18-4-2	7-1-3	2-2-0	16-8-0	DNP
ARKANSAS	01/03/16	85-32	w	9-7-0	12-3-4	DNP	1-5-1	11-10-2	0-1-0
at Vanderbilt	01/07/16	71-61	w	0-2-0	22-2-5	3-1-4	2-2-0	11-10-1	DNP



2015-16 South Carolina Basketball
#2/2 South Carolina Team Game-by-Game Comparison (as of Jan 08, 2016)
All games



Opponent	1st	2nd	Score	Mar	Total FG	FG Pct	3-Pointers	3FG Pct	Free Throws	FT Pct	Rebounds	Assist	T/Over	Block	Steal	Fouls	
#6/10 OHIO STATE	45/47	43/33	88-80	+8	31-69/26-80	.449/.325	3-11/10-23	.273/.435	23-35/18-20	.657/.900	51/42	11/3	20/18	6/10	9/13	20/29	
UNCG	53/25	39/19	92-44	+48	35-67/16-62	.522/.258	8-24/3-13	.333/.231	14-23/9-14	.609/.643	47/36	25/4	10/21	10/2	15/6	15/21	
Clemson	31/20	36/21	67-41	+26	23-63/14-43	.366/.326	7-25/3-7	.280/.429	14-28/10-14	.500/.714	41/36	13/12	5/19	6/0	12/0	15/24	
UCLA	32/31	36/34	68-65	+3	24-55/23-64	.436/.359	6-19/4-18	.316/.222	14-16/15-25	.875/.600	45/31	+14	12/10	2/19	4/3	6/13	19/21
#16/18 Arizona State	30/33	30/25	60-58	+2	24-58/21-61	.414/.344	1-11/8-20	.091/.400	11-16/8-14	.688/.571	42/39	+3	6/10	2/19	3/1	10/11	16/15
CSU Bakersfield	45/37	45/34	90-71	+19	35-64/25-58	.547/.431	3-12/8-18	.250/.444	17-31/13-15	.548/.867	39/30	+9	18/16	5/11	5/0	5/2	12/27
Hawaii	29/22	38/29	67-51	+16	25-55/19-50	.455/.380	4-14/5-18	.286/.278	13-19/8-18	.684/.444	30/33	12/11	14/20	5/3	9/3	22/20	
#14/13 DUKE	30/26	36/29	66-55	+11	24-57/21-59	.421/.356	2-10/3-10	.200/.300	16-28/10-13	.571/.769	43/36	+7	13/9	14/15	5/6	8/8	16/21
WINTHROP	47/13	39/24	86-37	+49	34-62/16-64	.548/.250	9-24/1-9	.375/.111	9-12/4-15	.750/.267	48/32	+16	25/9	13/14	16/4	10/9	13/16
HAMPTON	30/18	56/30	86-48	+38	28-58/19-61	.483/.311	6-16/5-21	.375/.238	24-31/5-8	.774/.625	52/19	+33	17/12	17/9	2/6	3/10	13/25
East Carolina	44/26	44/31	88-57	+31	31-66/19-69	.470/.275	5-18/6-23	.278/.261	21-28/13-14	.750/.929	54/37	+17	13/7	11/13	4/3	7/3	14/26
ELON	35/31	43/32	78-63	+15	30-63/23-52	.476/.442	8-19/4-13	.421/.308	10-14/13-19	.714/.684	34/26	+8	14/14	14/17	6/1	6/7	17/17
ARKANSAS	44/18	41/14	85-32	+53	33-63/13-54	.524/.241	11-23/1-12	.478/.083	8-13/5-10	.615/.500	48/26	+22	18/9	15/18	2/1	11/5	11/17
Vanderbilt	31/31	40/30	71-61	+10	25-50/22-53	.500/.415	10-22/4-20	.455/.200	11-23/13-15	.478/.867	30/29	+1	15/12	11/13	0/1	7/5	18/19

Note: Game totals are displayed in the format TEAM/OPPONENT for each category



2015-16 South Carolina Basketball
#2/2 South Carolina Combined Team Statistics (as of Jan 08, 2016)
Conference games



RECORD:	OVERALL	HOME	AWAY	NEUTRAL
ALL GAMES	2-0	1-0	1-0	0-0
CONFERENCE	2-0	1-0	1-0	0-0
NON-CONFERENCE	0-0	0-0	0-0	0-0

##	Player	gp-gs	min	avg	Total		3-Point		F-Throw		Rebounds			pf	dq	a	to	blk	stl	pts	avg			
					fg-fga	fg%	3fg-fga	3fg%	ft-fa	ft%	off	def	tot											
25	MITCHELL, Tiffany	2-2	60	30.0	12-24	.500	5-11	.455	5-9	.556	1	4	5	2.5	3	0	9	5	0	4	34	17.0		
23	ROY, Tina	2-1	49	24.5	11-21	.524	11-18	.611	1-2	.500	0	2	2	1.0	0	0	4	2	0	2	34	17.0		
41	COATES, Alaina	2-2	55	27.5	9-11	.818	0-0	.000	4-7	.571	3	17	20	10.0	5	0	3	1	1	1	22	11.0		
22	WILSON, A'ja	2-2	49	24.5	8-15	.533	0-0	.000	2-5	.400	4	12	16	8.0	6	0	3	3	0	0	18	9.0		
05	SESSIONS, Khadijah	2-2	55	27.5	6-9	.667	3-4	.750	2-3	.667	4	3	7	3.5	1	0	4	1	1	6	17	8.5		
01	CUEVAS, Bianca	2-0	36	18.0	6-14	.429	1-8	.125	1-2	.500	1	2	3	1.5	3	0	5	5	0	4	14	7.0		
24	IMOVBIOH, Sarah	2-0	22	11.0	4-7	.571	0-0	.000	1-2	.500	4	5	9	4.5	3	0	0	4	0	0	9	4.5		
31	DOZIER, Asia	1-1	23	23.0	1-5	.200	1-4	.250	0-0	.000	0	1	1	1.0	2	0	4	2	0	0	3	3.0		
04	CLINEY, Doniyah	1-0	5	5.0	1-2	.500	0-0	.000	0-0	.000	0	0	0	0.0	2	0	0	0	0	0	2	2.0		
40	WHITE, Jatarie	2-0	36	18.0	0-5	.000	0-0	.000	3-6	.500	2	5	7	3.5	2	0	1	1	0	0	3	1.5		
44	FARMER, India	1-0	3	3.0	0-0	.000	0-0	.000	0-0	.000	0	1	1	1.0	0	0	0	0	0	0	0	0.0		
03	DUCKETT, Kaydra	1-0	7	7.0	0-0	.000	0-0	.000	0-0	.000	0	2	2	2.0	2	0	0	2	0	1	0	0.0		
Team											4	1	5											
Total.....		2	400		58-113	.513	21-45	.467	19-36	.528	23	55	78	39.0	29	0	33	26	2	18	156	78.0		
Opponents.....		2	400		35-107	.327	5-32	.156	18-25	.720	18	37	55	27.5	36	1	21	31	2	10	93	46.5		

TEAM STATISTICS	SC	OPP	Date	Opponent	Score	Att.
SCORING	156	93	* 01/03/16	ARKANSAS	w 85-32	13407
Points per game	78.0	46.5	* 01/07/16	at Vanderbilt	w 71-61	2547
Scoring margin	+31.5	-	* = Conference game			
FIELD GOALS-ATT	58-113	35-107	@ = Rainbow Wahine Showdown (Honolulu, Hawaii)			
Field goal pct	.513	.327	< = Carolinas Challenge (Myrtle Beach, S.C.)			
3 POINT FG-ATT	21-45	5-32				
3-point FG pct	.467	.156				
3-pt FG made per game	10.5	2.5				
FREE THROWS-ATT	19-36	18-25				
Free throw pct	.528	.720				
F-Throws made per game	9.5	9.0				
REBOUNDS	78	55				
Rebounds per game	39.0	27.5				
Rebounding margin	+11.5	-				
ASSISTS	33	21				
Assists per game	16.5	10.5				
TURNOVERS	26	31				
Turnovers per game	13.0	15.5				
Turnover margin	+2.5	-				
Assist/turnover ratio	1.3	0.7				
STEALS	18	10				
Steals per game	9.0	5.0				
BLOCKS	2	2				
Blocks per game	1.0	1.0				
ATTENDANCE	13407	2547				
Home games-Avg/Game	1-13407	1-2547				
Neutral site-Avg/Game	-	0-0				

Score by Periods	1st	2nd	3rd	4th	Totals
#2/2 South Carolina	24	51	47	34	156
Opponents	19	30	22	22	93



2015-16 South Carolina Basketball
#2/2 South Carolina Combined Team Statistics (as of Jan 08, 2016)
All games



RECORD:	OVERALL	HOME	AWAY	NEUTRAL
ALL GAMES	14-0	7-0	4-0	3-0
CONFERENCE	2-0	1-0	1-0	0-0
NON-CONFERENCE	12-0	6-0	3-0	3-0

##	Player	gp-gs	min	avg	Total		3-Point		F-Throw		Rebounds			pf	dq	a	to	blk	stl	pts	avg			
					fg-fga	fg%	3fg-fga	3fg%	ft-fa	ft%	off	def	tot											
22	WILSON, A'ja	12-12	303	25.3	80-147	.544	0-0	.000	32-49	.653	35	73	108	9.0	29	1	16	20	30	8	192	16.0		
25	MITCHELL, Tiffany	14-14	415	29.6	65-153	.425	27-70	.386	47-60	.783	17	27	44	3.1	23	0	35	36	3	22	204	14.6		
41	COATES, Alaina	14-13	341	24.4	75-109	.688	0-0	.000	31-57	.544	41	87	128	9.1	33	0	7	21	26	12	181	12.9		
01	CUEVAS, Bianca	14-0	250	17.9	42-103	.408	7-37	.189	28-39	.718	3	24	27	1.9	16	0	24	25	0	19	119	8.5		
23	ROY, Tina	14-10	276	19.7	30-87	.345	29-74	.392	1-2	.500	2	19	21	1.5	6	0	33	11	1	5	90	6.4		
24	IMOVBIQH, Sarah	14-3	213	15.2	31-49	.633	0-0	.000	20-39	.513	38	45	83	5.9	18	0	3	11	1	6	82	5.9		
05	SESSIONS, Khadijah	14-14	343	24.5	28-56	.500	6-17	.353	19-30	.633	13	27	40	2.9	29	0	38	19	1	29	81	5.8		
31	DOZIER, Asia	13-4	219	16.8	19-48	.396	10-31	.323	7-8	.875	2	11	13	1.0	9	0	28	14	0	5	55	4.2		
40	WHITE, Jatarie	14-0	222	15.9	16-52	.308	0-1	.000	15-25	.600	14	43	57	4.1	28	0	10	9	8	2	47	3.4		
00	COLLEY, Shay	11-0	142	12.9	11-31	.355	3-12	.250	5-8	.625	8	12	20	1.8	18	0	13	16	1	7	30	2.7		
04	CLINEY, Donyah	1-0	5	5.0	1-2	.500	0-0	.000	0-0	.000	0	0	0	0.0	2	0	0	0	0	0	2	2.0		
03	DUCKETT, Kaydra	8-0	55	6.9	4-9	.444	1-3	.333	0-0	.000	1	7	8	1.0	8	0	5	4	1	3	9	1.1		
44	FARMER, India	4-0	16	4.0	0-4	.000	0-3	.000	0-0	.000	1	3	4	1.0	2	0	0	0	2	0	0	0.0		
Team											25	26	51											
Total.....		14	2800	402-850		.473	83-248	.335	205-317	.647	200	404	604	43.1	221	1	212	191	74	118	1092	78.0		
Opponents.....		14	2800	277-830		.334	65-225	.289	144-214	.673	169	283	452	32.3	298	9	138	216	41	95	763	54.5		

TEAM STATISTICS	SC	OPP	Date	Opponent	Score	Att.
SCORING	1092	763	11/13/15	#6/10 OHIO STATE	w 88-80	16815
Points per game	78.0	54.5	11/15/15	UNCG	w 92-44	13607
Scoring margin	+23.5	-	11/18/15	at Clemson	w 67-41	1030
FIELD GOALS-ATT	402-850	277-830	11/22/15	at UCLA	w 68-65	2018
Field goal pct	.473	.334	@ 11/27/15	vs #16/18 Arizona State	w 60-58	2020
3 POINT FG-ATT	83-248	65-225	@ 11/28/15	vs CSU Bakersfield	w 90-71	2152
3-point FG pct	.335	.289	@ 11/29/15	at Hawaii	w 67-51	2073
3-pt FG made per game	5.9	4.6	12/06/15	#14/13 DUKE	w 66-55	16429
FREE THROWS-ATT	205-317	144-214	12/13/15	WINTHROP	w 86-37	13409
Free throw pct	.647	.673	12/16/15	HAMPTON	w 86-48	12117
F-Throws made per game	14.6	10.3	< 12/20/15	vs East Carolina	w 88-57	0
REBOUNDS	604	452	12/22/15	ELON	w 78-63	13670
Rebounds per game	43.1	32.3	* 01/03/16	ARKANSAS	w 85-32	13407
Rebounding margin	+10.9	-	* 01/07/16	at Vanderbilt	w 71-61	2547
ASSISTS	212	138				
Assists per game	15.1	9.9	* = Conference game			
TURNOVERS	191	216	@ = Rainbow Wahine Showdown (Honolulu, Hawaii)			
Turnovers per game	13.6	15.4	< = Carolinas Challenge (Myrtle Beach, S.C.)			
Turnover margin	+1.8	-				
Assist/turnover ratio	1.1	0.6				
STEALS	118	95				
Steals per game	8.4	6.8				
BLOCKS	74	41				
Blocks per game	5.3	2.9				
ATTENDANCE	99454	11840				
Home games-Avg/Game	7-14208	4-1917				
Neutral site-Avg/Game	-	3-1391				

Score by Periods	1st	2nd	3rd	4th	Totals
#2/2 South Carolina	261	265	300	266	1092
Opponents	194	184	201	184	763