



2012-13 SOUTH CAROLINA BASKETBALL

OPENING TIP

Date: Tuesday, Jan. 22, 2013
Tipoff: 7 p.m. ET
Location: Columbia, Mo.
Arena: Mizzou Arena (15,061)
Series: First Meeting
Last Meeting: None
Television: ESPNU
Talent: Dari Nowkhah (pxp), Dino Gaudio (analyst)
Radio: Gamecock IMG Radio Network
Sirius: None; **XM:** None
Talent: Andy Demetra (pxp), Casey Manning (analyst)
Tickets: MUTigers.com
Live Stats: GamecocksOnline.com

GAME 18



**SOUTH CAROLINA
 GAMECOCKS**
(11-6, 1-3 SEC)

- VS -

**NO. 17/16 MISSOURI
 TIGERS**
(13-4, 2-2 SEC)



Ranking: AP/Coaches (-/-)
Head Coach: Frank Martin
Record at SC: 11-6
Career Rec.: 128-60
vs. MU: 6-4
SID: Emily Feeney

Stat Leaders (per game):
Points: Williams (12.0)
Rebounds: Jackson (7.4)
Assists: Smith (3.7)
Blocks: Kacinas (0.8)
Steals: Williams (0.9)

Ranking: AP/Coaches (17/16)
Head Coach: Frank Haith
Record at MU: 43-9 (2nd)
Career Rec.: 172-110 (9th)
vs. SC: 1-1
SID: Dave Reiter

Stat Leaders (per game):
Points: Bowers (16.8)
Rebounds: Oriakhi (8.2)
Assists: Pressey (7.2)
Blocks: Oriakhi (1.6)
Steals: Pressey (1.8)

2012-13 SCHEDULE

DATE	OPPONENT (TV)	TIME/RESULT
O. 30	Kentucky Wesleyan +	W, 68-67
N. 11	Milwaukee & (FSN)	W, 82-75 (OT)
N. 16	Morgan State (SS)	W, 87-71
N. 19	Rider & (FSS/FSCR)	W, 88-76
N. 21	Elon	L, 65-53
N. 24	vs. Missouri State ^	W, 74-67 (OT)
N. 25	vs. Arkansas Little-Rock ^	W, 74-62
N. 29	at St. John's % (ESPNU)	L, 89-65
D. 2	Clemson (ESPNU)	L, 64-55
D. 7	Jacksonville (FSS/FSCR)	W, 91-74
D. 19	Appalachian State (FSS/FSCR)	W, 74-69
D. 22	vs. Manhattan #	W, 63-57
D. 29	Presbyterian (CSS)	W, 76-60
J. 5	SC State (FSN)	W, 80-69
J. 9	at Mississippi State* (ESPN3)	L, 56-54
J. 12	Auburn* (SECN)	L, 74-71
J. 16	at LSU* (ESPN3)	W, 82-73 (OT)
J. 19	Vanderbilt* (SECN)	L, 58-51
J. 22	at 17/16 Missouri* (ESPNU)	7 p.m.
J. 26	Arkansas* (SECN)	1:30 p.m.
J. 30	at Florida* (SECN)	8 p.m.
F. 2	Georgia* (SECN)	1:30 p.m.
F. 5	at Kentucky* (ESPNU)	9 p.m.
F. 10	Tennessee* (FSN)	1 p.m.
F. 14	LSU* (ESPN2)	7 p.m.
F. 16	at Alabama* (SECN)	4 p.m.
F. 20	Ole Miss* (CSS)	7 p.m.
F. 23	at Georgia* (CBS Sports)	2 p.m.
F. 28	Missouri* (ESPN2)	9 p.m.
M. 2	at Texas A&M* (ESPNU)	7 p.m.
M. 6	Mississippi State* (ESPN3)	7 p.m.
M. 9	at Vanderbilt* (SECN)	1:30 p.m.
M. 13-17	SEC Tournament (Nashville)	TBA
M. 19-A. 4	NCAA Tournament	TBA

All home games in **bold** | All times listed Eastern
 * indicates SEC contest | + indicates exhibition | **SS**-SportSouth
 | **SECN**-SEC Network | **CSS**-CharterSports SE | &-Hoops For
 Hope Classic (Columbia, S.C.) | ^-Hoops For Hope Classic (Puerto
 Vallarta, Mexico) | %-SEC/BIG EAST Challenge | #-Brooklyn Hoops
 Holiday Invitational (Brooklyn, N.Y.)

PROBABLE STARTERS (BASED ON PREVIOUS GAME)

South Carolina	Ht.	Wt.	Yr.	Hometown	PPG	RPG	MPG
G - #5 Eric Smith	5-11	205	Jr.	Mullins, S.C.	6.0	1.8	28.5
G - #23 Bruce Ellington	5-9	197	Jr.	Moncks Corner, S.C.	10.3	2.4	29.9
F - #14 Laimonas Chatkevicius	6-11	255	Fr.	Klaipeda, Lithuania	3.2	2.3	9.6
F - #30 Lakeem Jackson	6-5	235	Sr.	Charlotte, N.C.	9.6	7.4	31.9
F - #24 Michael Carrera	6-5	212	Fr.	Anzoátegui, Venezuela	10.2	7.3	20.0

Missouri	Ht.	Wt.	Yr.	Hometown	PPG	RPG	MPG
F - #3 Tony Criswell	6-9	240	Jr.	Oklahoma City, Okla.	6.4	4.9	18.9
F - #42 Alex Oriakhi	6-9	255	Sr.	Lowell, Mass.	10.0	8.2	24.9
G - #1 Phil Pressey	5-11	175	Jr.	Dallas, Texas	12.2	3.2	34.4
G - #5 Keion Bell	6-4	200	R-Sr.	Los Angeles, Calif.	8.9	4.0	21.5
G - #32 Jabari Brown	6-5	205	R-So.	Oakland, Calif.	14.1	4.0	32.9

TODAY'S GAME

South Carolina travels to face the Missouri Tigers for the first time ever on Tuesday, continuing SEC play in Columbia, Mo. The opponent will be familiar to Frank Martin and his staff, as the group faced the Tigers 10 times, posting a 6-4 mark in those games, during Martin's time at Kansas State in Big 12 contests. The game will be televised on ESPNU at 7 p.m. ET with Dari Nowkhah (play-by-play) and Dino Gaudio (analyst) on the call. Fans can also listen on the Gamecock IMG Sports Network via GamecocksOnline.com and on 107.5 The Game in Columbia with Andy Demetra (play-by-play) and Casey Manning (analyst).

CAROLINA QUICK HITS

- South Carolina is in its 105th season of basketball.
- The Gamecocks are led by first-year head coach Frank Martin. His associate head coach is Brad Underwood and his assistant coaches are Matt Figger and Lamont Evans. Andy Assaley is the director of basketball operations.
- The Gamecocks are in their 22nd season of competition in the Southeastern Conference in 2013. Carolina owns a 130-210 (.382) all-time record in SEC play.
- Tuesday's contest at Missouri marks the first for the Gamecocks this season versus a ranked opponent.
- South Carolina most recently suffered a 58-51 loss at home to Vanderbilt on Saturday. The Gamecocks hit just 14-of-59 (23.7%) attempts from the field, including just 5-of-29 (17.2%) during the opening half. Carolina's 19-of-25 (76.0%) effort from the free throw line kept the Gamecocks within at least 10 points of the Commodores throughout the contest, but Vandy finished the contest hitting 10-of-16 from the free throw line over the final five minutes of play to secure the seven-point win.
- Junior guard Brenton Williams was the only Gamecock to hit double-digit points vs. the Commodores with 16. It marked the second game in a row that Williams contributed 16 points off the bench for the Gamecocks. During that stretch he has hit a stellar 16-of-18 (88.9%) attempts from the free throw line.
- Senior forward Lakeem Jackson collected the 500th rebound of his career with a team high 10 boards vs. Vandy. Jackson ranks ninth in the SEC with 7.4 rebounds per game.
- South Carolina earned the first SEC win for head coach Frank Martin at LSU on Jan. 16 in an 82-73 overtime decision. Carolina was once again stellar in overtime, hitting 9-of-10 attempts in the extra session from the free throw line. Freshman forward Michael Carrera posted 23 points in 24 minutes off the bench to pace the Gamecocks in the contest.
- Carrera (23 points, 10 rebounds) and senior forward Lakeem Jackson (11 points, 11 rebounds) both collected double-doubles in the contest at LSU, marking the first time that two Gamecocks have had a double-double in the same game for the first time since the 2008 campaign.
- Carrera's 23 points scored vs. LSU were the most by a Gamecock this season, and the most by a Gamecock freshman since then-freshman Bruce Ellington also posted 23 at Florida on Jan. 15, 2011.



SOUTH CAROLINA GAMECOCKS

OVERALL: 11-6; SEC: 1-3; HOME: 7-4; AWAY: 1-2; NEUTRAL: 3-0

0		LASHAY PAGE - Sr. - G - 6-2 - 195 - Dillon, S.C. <u>MIN</u> <u>PTS</u> <u>RBS</u> <u>AST</u> <u>FG%</u> <u>3FG%</u> <u>FT%</u> 24.4 11.7 3.3 0.9 34.4 31.1 87.1	<ul style="list-style-type: none"> Will not compete with the South Carolina men's basketball team for the remainder of the 2012-13 season due to an academic eligibility issue.
1		BRENTON WILLIAMS - Jr. - G - 5-11 - 175 - Kissimmee, Fla. <u>MIN</u> <u>PTS</u> <u>RBS</u> <u>AST</u> <u>FG%</u> <u>3FG%</u> <u>FT%</u> 22.9 12.0 1.6 1.3 46.9 41.5 82.6	<ul style="list-style-type: none"> Off the bench vs. SC State, posted 14 points and collected two steals Saw limited action vs. Mississippi State and Auburn Solid off the bench in win at LSU, 16 points, including 9-of-10 from free throw Only Gamecock in double figures with 16 points vs. Vandy
2		BRIAN RICHARDSON - Jr. - G - 6-4 - 175 - Wilson, N.C. <u>MIN</u> <u>PTS</u> <u>RBS</u> <u>AST</u> <u>FG%</u> <u>3FG%</u> <u>FT%</u> 20.5 8.4 2.8 1.4 39.3 39.4 74.1	<ul style="list-style-type: none"> Posted career highs with 20 points and eight rebounds vs. Miss State Was in foul trouble early in the first half vs. Auburn Saw limited action vs. LSU Posted seven points and two steals vs. Vandy
5		ERIC SMITH - Jr. - G - 5-11 - 205 - Mullins, S.C. <u>MIN</u> <u>PTS</u> <u>RBS</u> <u>AST</u> <u>FG%</u> <u>3FG%</u> <u>FT%</u> 28.5 6.0 1.8 3.7 34.3 24.2 66.7	<ul style="list-style-type: none"> Set career high with nine assists vs. App State (previous career high was 7) Scored 10 points and dished two assists vs. Auburn Scored five points with one assist vs. LSU Contributed five points vs. Vandy
12		AUSTIN CONSTABLE - Fr. - G - 6-0 - 175 - West Chester, Pa. <u>MIN</u> <u>PTS</u> <u>RBS</u> <u>AST</u> <u>FG%</u> <u>3FG%</u> <u>FT%</u> 1.7 0.0 0.3 0.0 0.0 0.0 0.0	<ul style="list-style-type: none"> Walk-on guard Averaged 18 points and 4.0 assists per game during senior season at Henderson High School in West Chester, Pa. Played one minute vs. UALR; saw action vs. Jacksonville and PC
14		LAIMONAS CHATKEVICIUS - Fr. - F - 6-11 - 255 - Klaipeda, Lithuania <u>MIN</u> <u>PTS</u> <u>RBS</u> <u>BLK</u> <u>FG%</u> <u>3FG%</u> <u>FT%</u> 9.6 3.2 2.3 0.1 51.9 33.3 60.0	<ul style="list-style-type: none"> Scored two points vs. Manhattan Collected a season high six rebounds vs. Presbyterian, and again vs. Miss St. First career start at LSU; six points on 3-of-4 shooting; one assist and block Saw limited action vs. Vandy, scored two points from the free throw line
23		BRUCE ELLINGTON - Jr. - G - 5-9 - 197 - Moncks Corner, S.C. <u>MIN</u> <u>PTS</u> <u>RBS</u> <u>AST</u> <u>FG%</u> <u>3FG%</u> <u>FT%</u> 29.9 10.3 2.4 1.8 37.5 23.1 61.5	<ul style="list-style-type: none"> Caught game-winning TD vs. Michigan in the Jan. 1 Outback Bowl Five assists and just two turnovers, team high 18 points vs. Auburn 7 points, and three steals in win at LSU Struggled from the floor vs. Vandy, hitting just 2-of-13 attempts; 7 points
24		MICHAEL CARRERA - Fr. - F - 6-5 - 212 - Anzoátegui, Venezuela <u>MIN</u> <u>PTS</u> <u>RBS</u> <u>BLK</u> <u>FG%</u> <u>3FG%</u> <u>FT%</u> 20.0 10.2 7.3 0.8 46.9 66.7 81.5	<ul style="list-style-type: none"> Instrumental in win at LSU; scoring season high 23 points, including 21 in the second half and OT; 9-of-10 from the free throw line; 10 rebounds as well Was in foul trouble vs. Vandy; scored eight points
25		MINDAUGAS KACINAS - Fr. - F - 6-7 - 210 - Klaipeda, Lithuania <u>MIN</u> <u>PTS</u> <u>RBS</u> <u>BLK</u> <u>FG%</u> <u>3FG%</u> <u>FT%</u> 24.3 6.9 4.9 0.8 55.7 20.0 68.4	<ul style="list-style-type: none"> Named the Dec. 31 SEC Freshman of the Week (13 points vs. PC) Scored six points and collected four rebounds vs. Auburn Three points off the bench at LSU Saw limited action vs. Vandy
30		LAKEEM JACKSON - Sr. - G - 6-5 - 235 - Charlotte, N.C. <u>MIN</u> <u>PTS</u> <u>RBS</u> <u>AST</u> <u>FG%</u> <u>3FG%</u> <u>FT%</u> 31.9 9.6 7.4 2.3 60.8 0.0 31.6	<ul style="list-style-type: none"> Three assists and 10 points vs. Auburn Team high four assists, while collecting 3rd double-double of the year with 11 points and 11 rebounds in win at LSU 500th career rebound vs. Vandy; six points and 10 rebounds vs. VU
32		DAMIEN LEONARD - So. - G - 6-4 - 190 - Greenville, S.C. <u>MIN</u> <u>PTS</u> <u>RBS</u> <u>AST</u> <u>FG%</u> <u>3FG%</u> <u>FT%</u> 13.1 4.1 2.2 0.5 35.6 36.1 70.0	<ul style="list-style-type: none"> In first start of the season, posted 10 points vs. SC State Had a breakout game vs. Auburn, hitting 6-of-9 from the field, including 5-of-8 from 3-point range for 17 points; also career high nine rebounds Saw limited action vs. LSU and Vandy
33		RJ SLAWSON - Jr. - F - 6-8 - 220 - Charleston, S.C. <u>MIN</u> <u>PTS</u> <u>RBS</u> <u>BLK</u> <u>FG%</u> <u>3FG%</u> <u>FT%</u> 16.1 4.9 3.9 0.5 43.5 25.0 69.2	<ul style="list-style-type: none"> Collected four rebounds vs. Miss State Four points and five rebounds in nine minutes off the bench vs. Auburn Key in win at LSU; season high 11 points, 4-of-5 from field and free throw line Collected two steals vs. Vandy
35		BRIAN STEELE - Fr. - F - 6-5 - 196 - Greenville, S.C. <u>MIN</u> <u>PTS</u> <u>RBS</u> <u>AST</u> <u>FG%</u> <u>3FG%</u> <u>FT%</u> 2.0 1.0 0.5 0.0 0.0 0.0 1.000	<ul style="list-style-type: none"> Walk-on forward Named all-state, all-region and all-county during prep career Played two minutes vs. Jacksonville Hit two free throws vs. Presbyterian
45		CARLTON GEATHERS - R-So. - F - 6-10 - 255 - Georgetown, S.C. <u>MIN</u> <u>PTS</u> <u>RBS</u> <u>AST</u> <u>FG%</u> <u>3FG%</u> <u>FT%</u> 7.8 1.0 1.5 0.6 43.5 0.0 66.7	<ul style="list-style-type: none"> Sophomore forward who suffered a fractured knee cap over the summer and continues to be out indefinitely.
55		SHANE PHILLIPS - Sr. - G - 5-10 - 170 - Pittsburgh, Pa. <u>MIN</u> <u>PTS</u> <u>RBS</u> <u>AST</u> <u>FG%</u> <u>3FG%</u> <u>FT%</u> 2.0 0.0 0.0 0.2 0.0 0.0 0.0	<ul style="list-style-type: none"> Senior walk-on guard who is expected to see playing time this season Saw action in one contest last season, scoring one point Played one minute vs. Morgan State; also vs. Missouri State and UALR Saw action vs. St. John's, Jacksonville and PC

INTERVIEW POLICIES

All interview requests must be made in advance to SID Emily Feeney-Molinary in the South Carolina Media Relations Office. Beginning with the start of practice in October, Feeney-Molinary will release a weekly coach and student-athlete availability schedule to media on Monday's.

Post-Game Interview Policy: After each home game, the visiting coach will address the media first, followed by South Carolina student-athletes then South Carolina head coach Frank Martin. (Depending on deadline, this may be altered on a game-by-game basis).

Road Interview Policy: Interviews with Coach Martin while on the road will be scheduled according to the home post-game media procedure. No student-athlete interviews are allowed until after the game once the team leaves Columbia.

All interviews are to be coordinated through the Media Relations Office. This allows the staff to arrange the interview when it best suits the student-athlete's and the reporter's schedules. Please contact the Media Relations Office in advance to make your interview requests. Media are not permitted to contact student-athletes on their own at any time.

All interviews will take place at the designated media interview site for that day as listed in the weekly availability schedule or in the Media Relations Office.

Dormitory, apartment and cell phone numbers for student-athletes will not be provided to the media. Should you need to conduct a telephone interview with a student-athlete, a call will be placed to you from the student-athlete at a mutually agreeable time.

SOUTH CAROLINA MEDIA RELATIONS

Emily Feeney-Molinary, primary contact

Assistant Director

cell: 803-727-3284

e-mail: efeeney@mailbox.sc.edu

Website: www.GamecocksOnline.com

Facebook: www.Facebook.com/gamecocksonline

Twitter: @GamecockMBB

STAT COMPARISON

	SC	MISSOURI
Record	11-6	13-4
Conference Record	1-3	2-2
Current Streak	L1	L1
Scoring Avg.	71.8	75.5
Opponent Scoring Avg.	68.2	65.7
Scoring Margin	+3.6	+9.8
Field Goal %	.442	.447
Opponent Field Goal %	.439	.395
3-Point Field Goal %	.336	.338
Opponent 3-Point Field Goal %	.324	.332
3-Point Field Goal Made PG	6.0	6.4
3-Point Field Goal Attempts PG	17.9	18.8
Free Throw %	.705	.725
Opponent Free Throw %	.660	.709
Rebounding Avg.	37.8	42.7
Opponent Rebounding Avg.	30.3	33.6
Rebounding Margin	+7.5	+9.1
Turnovers Avg.	16.8	13.3
Opponent Turnover Avg.	14.8	12.4
Assists Avg.	13.2	14.0
Blocks Avg.	3.8	3.6
Steals Avg.	5.1	6.6

WEEKLY MEDIA AVAILABILITY (JAN. 20-26)

SUNDAY Jan. 20	MONDAY Jan. 21	TUESDAY Jan. 22	WEDNESDAY Jan. 23	THURSDAY Jan. 24	FRIDAY Jan. 25	SATURDAY Jan. 26
No Availability	Frank Martin Press Conf. 11:30 a.m., CLA	@ Missouri 7 p.m. ET ESPNU	No Availability	No Availability	No Availability	vs. Arkansas 1:47 p.m. ET SEC Network

* All practices are closed • please contact SID Emily Feeney-Molinary for all media requests

A SOUTH CAROLINA WIN WOULD ...

- Be the Gamecocks second-straight SEC road victory, marking the first time since Jan. 15, 2011, at Florida and Feb. 2 at LSU that Carolina posted two-straight road wins in league play
- Be the first South Carolina win vs. Missouri, and improve Frank Martin's record to 7-4 vs. the Tigers

■ In three overtime wins this season, Carolina has hit an impressive 31-of-34 (91.1%) attempts from the free throw line during OT.

■ The Gamecocks' three SEC losses have occurred from a combined 12 points.

■ Junior guard Brian Richardson posted career highs in several categories vs. Mississippi State, including posting a career best 20 points to lead the Gamecocks in the contest.

■ Carolina's 24 turnovers at Mississippi State on Jan. 12 marked the second-most in a game this season for the Gamecocks (25 vs. Missouri State).

■ Senior guard LaShay Page, a post-graduate student from Dillon, S.C., will not compete with the South Carolina men's basketball team for the remainder of the 2012-13 season due to an academic eligibility issue.

SCOUTING MISSOURI

The Tigers are ranked 17th in the AP poll and 16th in the coaches (Jan. 14 poll) and enter Tuesday's contest with a 13-4 overall record, which includes a 2-2 mark in the Tigers' first season competing in the SEC. Leading scorer, senior forward Laurence Bowers has missed the last three games due to a sprained MCL in his right knee. Sophomore guard Jabari Brown (14.2), junior guard Phil Pressey (12.2) and senior forward Alex Oriakhi (10.0) also contribute double-digits for the Tigers. Oriakhi's 8.2 rebounds per contest rank third in the SEC and Pressey's 7.2 assists per game are a league best, and rank eighth in the nation (games through 1/17). The Tigers lead the SEC in free throw percentage (72.5) and in rebounding margin (+9.1), and also in offensive rebounds per game (14.8). Missouri's losses this season have come to then-No. 2 Louisville, UCLA, Ole Miss and No. 10 Florida. The Tigers are led by head coach Frank Haith in his second season.

BY THE NUMBERS

10 - Junior guard Bruce Ellington has 10 steals thus far in SEC play, an average of 2.5 per contest, which ties him for fifth in league games. Ellington has collected three steals in each of the last two games, at LSU and vs. Vandy.

7 - South Carolina committed a season low seven turnovers vs. Vanderbilt on Saturday. It was just the third time this season that the Gamecocks have committed single-digit turnovers in a game.

11 and 10 - Over the course of the last two games senior forward Lakeem Jackson has collected team highs with 11 rebounds vs. LSU and 10 against Vanderbilt on Saturday. It marked the first time in his career he has registered double-digit rebounds in back-to-back games in the same season. He finished his rookie campaign with 14 boards vs. Alabama in the SEC Tournament, and opened his sophomore campaign with 10 rebounds vs. Elon.

23.7% - The Gamecocks 23.7 percent (14-59) from the field vs. Vandy marked a season low in the category.

88.9% - Junior guard Brenton Williams and Alabama's Tevor Releford both lead the SEC in league games with a stellar 88.9 percent from the free throw line, as both have hit 16-of-18 attempts in four conference games in 2013.

8 - Eight different Gamecocks average at least 20.0 minutes per game, led by Jackson with 31.9, which ranks, seventh in the SEC in overall games.

TREND SETTING

Gamecock trends under Frank Martin ...

■ South Carolina is 6-3 when posting at least six made 3s in a game.

- The Gamecocks hit just four made 3s on 21 attempts vs. Vanderbilt, and hit just 2 on 14 attempts in the previous game vs. LSU.

■ South Carolina is 7-1 when scoring more points in the paint than its opponent.

- Vanderbilt out-scored Carolina 20-18 in points in the paint in the contest on Saturday. The Gamecocks average 29.9 points in the paint per game, compared to 30.0 from opponents.

■ South Carolina is 4-1 when Brenton Williams leads the team in scoring.

- Williams posted a game high 16 points vs. Vandy on Saturday.

■ South Carolina is 8-3 when holding its opponents to under 45 percent from the field.

- Vanderbilt hit just 43.2 percent from the field, hitting a Gamecock opponent low 16 made field goals on another season low 37 shot attempts.

UP NEXT FOR THE GAMECOCKS

South Carolina returns to Colonial Life Arena to host Arkansas on Saturday in a contest set to start at 1:47 p.m. ET on the SEC Network. Arkansas earned a 76-65 victory over the Gamecocks last season in Fayetteville.

ELLINGTON WRAPS HIGHLY SUCCESSFUL FOOTBALL SEASON AT OUTBACK BOWL ON JAN. 1

Sophomore wide receiver Bruce Ellington had a stellar season on the football field in 2012. The Moncks Corner, S.C., native compiled 1,034 all purpose yards this season, including 600 receiving yards (team high) and 406 yards on kick returns. Ellington scored seven touchdowns, including the game-winning TD in the Jan. 1 Outback Bowl vs. Michigan. He was also instrumental in Carolina's win vs. Clemson in late November, when he logged a career high seven catches for two scores vs. the Tigers.

HEAD COACH FRANK MARTIN

South Carolina head coach Frank Martin has enjoyed much success early in his head coaching career. Martin spent the past five seasons as the head coach at Kansas State, leading the Wildcats to the NCAA Tournament four times, including a trip to the Elite Eight during the 2009-10 campaign when the squad won a school-record 29 contests. Martin's Wildcats won at least 21 games in each of his five seasons at the helm, compiling a record of 117-54 (.684) under his direction. During that time, Kansas State posted a 50-32 (.609) record in Big 12 Conference games, finishing fifth or higher in each season, while finishing third or higher three times.

► ASSOCIATED PRESS TOP 25

Jan. 14, 2013

Rk.	Team	Record	Pts.
1	Louisville (36)	15-1	1,591
2	Indiana (13)	15-1	1,527
3	Duke (14)	15-1	1,501
4	Kansas (1)	14-1	1,416
5	Michigan (1)	16-1	1,415
6	Syracuse	16-1	1,284
7	Arizona	15-1	1,205
8	Gonzaga	16-1	1,141
9	Minnesota	15-2	1,041
10	Florida	12-2	1,019
11	Ohio State	13-3	939
12	Creighton	16-1	896
13	Butler	14-2	855
14	North Carolina State	14-2	836
15	San Diego State	14-2	704
16	Kansas State	13-2	670
17	Missouri	12-3	598
18	Michigan State	14-3	426
19	New Mexico	15-2	368
20	Notre Dame	14-2	295
21	Oregon	14-2	238
22	Virginia Commonwealth	14-3	212
23	Illinois	14-4	199
24	UCLA	14-3	185
25	Marquette	12-3	177

Others receiving votes: Cincinnati 121, Connecticut 70, Georgetown 56, Ole Miss 55, UNLV 26, Wisconsin 25, Boise State 9, Miami (FL) 9, Wichita State 6, Temple 5, Pittsburgh 2, Baylor 1, Utah State 1, Wyoming 1

Dropped from rankings: Georgetown 19, Cincinnati 21, Wichita State 23, UNLV 24

► ESPN/USA TODAY TOP 25

Jan. 14, 2013

Rk.	Team	Record	Pts.
1	Louisville (18)	15-1	753
2	Indiana (6)	15-1	718
3	Duke (7)	15-1	707
4	Kansas	14-1	680
5	Michigan	16-1	678
6	Syracuse	16-1	619
7	Arizona	15-1	574
8	Gonzaga	16-1	552
9	Florida	12-2	526
10	Creighton	16-1	489
11	Ohio State	13-3	436
12	Minnesota	15-2	433
13	Butler	14-2	370
14	San Diego State	14-2	366
15	North Carolina State	14-2	321
16	Missouri	12-3	298
17	Michigan State	14-3	286
18	Kansas State	13-2	243
19	Virginia Commonwealth	14-3	178
20	Notre Dame	14-2	155
21	New Mexico	15-2	147
22	Illinois	14-4	125
23	UNLV	14-3	109
24	Cincinnati	14-3	80
25	UCLA	14-3	38

Others receiving votes: Oregon 37, Georgetown 32, Marquette 23, Wisconsin 23, Wichita State 19, Ole Miss 14, Wyoming 13, Connecticut 10, Miami (FL) 8, Oklahoma State 8, Boise State 2, Bucknell 2, Utah State 2, Iowa State 1

Dropped from rankings: Georgetown 22, Wyoming 25



SOUTHEASTERN CONFERENCE STANDINGS

As of Jan. 20, 2012

Team	Conference	Overall
Ole Miss	4-0	15-2
Florida	4-0	14-2
Kentucky	3-1	12-5
Alabama	3-1	11-6
Missouri	2-2	13-4
Texas A&M	2-2	12-5
Arkansas	2-2	11-6
Auburn	2-2	8-9
Mississippi State	2-2	7-9
South Carolina	1-3	11-6
Tennessee	1-3	9-7
Vanderbilt	1-3	7-9
Georgia	1-3	7-10
LSU	0-4	9-6

COACHES TELECONFERENCE

The weekly SEC men's basketball coaches teleconference is scheduled for every Monday Jan. 4 - March 5.

The 12 Southeastern Conference men's head basketball coaches will be featured from 10:00 - 11:17 a.m. (CT).

Media representatives wishing to participate in the teleconference should contact the SEC Media Relations Department for further details. Each coach will appear on the teleconference for seven minutes, according to the following schedule:

ORDER OF APPEARANCE

(All Times Eastern)

11:00 a.m.	Kevin Stallings, Vanderbilt
11:07 a.m.	Billy Donovan, Florida
11:14 a.m.	Frank Martin, South Carolina
11:21 a.m.	Mark Fox, Georgia
11:28 a.m.	Johnny Jones, LSU
11:35 a.m.	John Calipari, Kentucky
11:42 a.m.	Cuonzo Martin, Tennessee
11:49 a.m.	Mike Anderson, Arkansas
11:56 a.m.	Anthony Grant, Alabama
12:03 a.m.	Tony Barbee, Auburn
12:10 a.m.	Andy Kennedy, Ole Miss
12:17 a.m.	Rick Ray, Miss. State
12:24 a.m.	Frank Haith, Missouri
12:31 a.m.	Billy Kennedy, Texas A&M

In addition, the SEC men's basketball teams who make it to postseason will be on a teleconference on Monday, March 18 beginning at 11:00 a.m. ET.

All SEC basketball teleconferences can be listened to on the internet at www.secsports.com shortly after the conclusion of the teleconference

SOUTH CAROLINA BENCH PRODUCTION

GAME	SC-OPP	DIFF.	SC HIGH BENCH SCORER
Milwaukee	28-16	+12	Williams, 14
Morgan State	18-13	+3	Richardson, 10
Rider	32-9	+23	Kacinas, 18
Elon	16-13	+3	Richardson, 7
vs. Missouri St.	37-13	+24	Carrera, 18
vs. UALR	30-13	+17	Kacinas, 13
at St. John's	37-29	+8	Williams, 10
Clemson	40-20	+21	Williams, 16
Jacksonville	46-41	+5	Richardson, 16
Appalachian State	25-23	+2	Williams, 11
vs. Manhattan	21-25	-4	Richardson, 12
Presbyterian	25-10	+15	Leonard, 15
SC State	25-10	+15	Williams, 14
at Miss State	11-22	-11	Chatkevicius, 4
Auburn	27-27	-	Leonard, 17
at LSU	53-17	+36	Carrera, 23
Vanderbilt	23-25	-2	Williams, 16
at Missouri			
Arkansas			
at Florida			
Georgia			
at Kentucky			
Tennessee			
LSU			
at Alabama			
Ole Miss			
at Georgia			
Missouri			
at Texas A&M			
Miss State			
at Vanderbilt			
SEC Tournament			
NCAA Tournament			

SPECIALTY STATS

(PP) points in paint; (OT) points off turnovers; (2nd) second chance points; (FB) fast break points

(South Carolina-Opponent)

GAME	PP	OT	2ND	FB
Milwaukee	46-20	17-15	14-10	12-4
Morgan State	34-48	22-20	19-4	6-14
Rider	34-42	24-21	9-4	12-12
Elon	22-24	17-18	15-6	14-6
vs. Missouri St.	20-34	14-26	5-12	3-4
vs. UALR	38-26	22-14	19-9	10-2
at St. John's	34-30	6-10	23-14	2-11
Clemson	26-26	14-23	15-10	8-8
Jacksonville	36-36	6-20	11-8	14-14
Appalachian State	36-32	13-26	8-13	7-12
vs. Manhattan	26-20	20-12	22-10	2-6
Presbyterian	30-24	16-12	19-5	12-7
SC State	48-38	20-8	19-17	5-10
at Miss State	20-34	15-28	10-6	2-14
Auburn	24-26	18-15	20-8	7-12
at LSU	36-30	27-17	12-7	8-4
Vanderbilt	18-20	17-9	7-8	4-9
at Missouri				
Arkansas				
at Florida				
Georgia				
at Kentucky				
Tennessee				
LSU				
at Alabama				
Ole Miss				
at Georgia				
Missouri				
at Texas A&M				
Miss State				
at Vanderbilt				
SEC Tournament				
NCAA Tournament				
SC Total	508	288	247	128
SC Average	29.9	16.9	14.5	7.5
Opp Total	510	309	151	135
Opp Average	30.0	18.2	8.9	7.9

UNIVERSITY INFORMATION

Location..... Columbia, S.C.
 Founded 1801
 Enrollment 30,721
 Nickname..... Gamecocks
 Colors Garnet (PMS 202) and Black
 National Affiliation..... NCAA Division I
 Conference Southeastern (SEC)
 Athletics Web Address..... www.GamecocksOnline.com
 University Web Address www.sc.edu
 President Dr. Harris Pastides
 NCAA Representative..... Dr. Zach Kelehear
 Athletics Director Ray Tanner
 Basketball Administrator/Chief Operating Officer Kevin O'Connell

BASKETBALL STAFF/INFORMATION

Head Coach..... Frank Martin
 Alma Mater Florida International, '93
 Record At South Carolina/Seasons First Season
 Overall Record/Seasons..... 128-60 (.680), 6th season
 Associate Head Coach..... Brad Underwood (Kansas State, '86)
 Assistant Coach/Recruiting Coordinator..... Matt Figger (Eastern Kentucky, '95)
 Assistant Coach..... Lamont Evans (Kansas State, '09)
 Director of Basketball Operations..... Andy Assaley (Cincinnati, '96)
 Strength & Conditioning Coach Scott Greenawalt (Muskingum College, '98)
 Athletic Trainer..... Mark Rodger (Buffalo, '01)
 Video Coordinator..... Dylan Lockwood (Cazenovia, '05)
 Grad. Student Mgr./Student-Athlete Development ... Doug Edwards (Florida State, '07)
 Graduate Student Manager Darren Kent (Kansas State, '09)
 Home Arena..... Colonial Life Arena
 Capacity..... 18,000
 Arena General Manager Lexi Boone
 Press Row Phone Number 803-777-6182

BASKETBALL HISTORY

First Year of Basketball..... 1908
 All-Time Record..... 1,308-1,155-1 (.530)
 Overall Postseason Record..... 25-18
 NCAA Tournament Appearances 1971, 1972, 1973, 1974, 1989, 1997,
 1998, 2004
 NCAA Tournament Record 4-9
 Last NCAA Tournament Appearance 2004, L vs. Memphis, 59-43
 NIT Appearances 1969, 1975, 1978, 1983, 1991, 1996,
 2001, 2002, 2005, 2006, 2009
 NIT Record 21-9
 Last NIT Appearance 2009, L vs. Davidson, 70-63
 Conference Championships .. 1970 ACC, 1997 SEC, 2009 SEC East Co-Champs
 Conference Tournament Titles..... 1934 SoCon, 1971 ACC

TEAM INFORMATION

2011-12 Record 10-21
 Southeastern Conference Record/Finish 2-14/12th
 Postseason..... None
 Letterwinners Returning/Lost..... 9/3
 Starters Returning/Lost 2/3*
 *based on final game starters from 2011-12 season
 Newcomers..... 4
 Roster Breakdown 3 freshmen, 2 sophomores, 5 juniors, 3 seniors

MEDIA RELATIONS

Asst. Media Relations Director/Men's Basketball Contact Emily Feeney-Molinary
 Feeney's email efeeney@mailbox.sc.edu
 Feeney's office phone 803-777-7743
 Website..... GamecocksOnline.com



HEAD COACH FRANK MARTIN

COACHING CAREER

KANSAS STATE (2007-12)

2007-08	21-12	NCAA, 2nd Round
2008-09	22-12	NIT, 2nd Round
2009-10	29-8	NCAA, Elite Eight
2010-11	23-11	NCAA, 3rd Round
2011-12	22-11	NCAA, 3rd Round
5 years	117-54 (.684)	7-5 postseason record



SOUTH CAROLINA (2012-PRESENT)

2012-13	11-6	-
1 year	11-6	
Career Total	128-60 (.680)	

COACHING

EXPERIENCE

28th season

COLLEGE EXPERIENCE

13th season

COLLEGE HEAD COACH EXPERIENCE

6th season

HIRE DATE AT CAROLINA

March 27, 2012

PERSONAL

HOMETOWN

Miami, Fla.

ALMA MATER

Florida International, 1993 (B.A. Physical Education)

FAMILY

Wife, Anya

Children, Brandon, Amalia and Christian

COACHING RESUME

HIGH SCHOOL

Miami Senior High, 1985-93

Varsity Boys' Assistant Coach

Junior Varsity Boys' Head Coach

North Miami High, Head Coach, 1993-95

Miami Senior High, Head Coach, 1995-98

B.T. Washington High, Head Coach, 1999-2000

COLLEGE ASSISTANT COACH

Northeastern, 2000-04

Cincinnati, 2004-06

Kansas State, 2006-07

COLLEGE HEAD COACH

Kansas State, 2007-12

South Carolina, 2012-present

2013 SEC TOURNAMENT

The 2013 SEC Men's Basketball Tournament will be played March 13-17 at Bridgestone Arena in Nashville, Tenn. The men's basketball tournament has expanded to include all 14 teams and will be seeded 1-14. The tournament will begin on Wednesday, March 13 with matchups between the No. 11 and No. 14 seeds and the No. 12 and No. 13 seeds. The winners will advance to meet the sixth and fifth seeds, respectively, on Thursday. Also playing on Thursday will be the No. 8 and No. 9 seeds and the No. 7 and No. 10 seeds. The top four seeds in the tournament will receive byes until Friday's quarterfinal round.

NON-CONFERENCE SCHEDULE

The 2012-13 non-conference slate features 10 home dates, including one exhibition, to be played at Colonial Life Arena, two trips to New York City and an international visit to Puerto Vallarta, Mexico, to highlight the lineup. In the non-conference portion of its schedule, the Gamecocks will take part in three events, including the Hoops for Hope Classic with games in Columbia and Puerto Vallarta, Mexico, the annual SEC/BIG EAST Challenge, as well as the Brooklyn Hoops Holiday Invitational. The latter two will see the Gamecocks travel to New York City.

EXCEPTIONAL COACHING STAFF

The South Carolina men's basketball staff has nearly 100 years of coaching experience combined from the high school level, through the junior college ranks and at elite level programs in Division I basketball. Head coach Frank Martin is in his 13th season of coaching in college basketball, associate head coach Brad Underwood in his 27th, assistant coach Matt Figger in his 20th and Lamont Evans in his fifth.

CHATKEVICIUS MISSED FIRST SIX GAMES

South Carolina head men's basketball coach Frank Martin announced on Nov. 11 that freshman forward Laimonas Chatkevicius would miss the first six games of the 2012-13 season. The NCAA determined that Chatkevicius received impermissible benefits from his host family prior to enrolling at the University of South Carolina, and as a result he will be withheld from the first six games. He was able to return to game action vs. St. John's.

FIRST MEETING VS. MISSOURI

MARTIN CONFIRMS SIGNING OF RINGER, MCKIE AND THORNWELL

Martin on Desmond Ringer (F/C – 6-9 – 260 – McDonough, Ga. – Eagle’s Landing)

“Desmond Ringer gives us size, strength, athleticism and skill on the front line. He comes from a very successful high school program, and we’re excited to have him be part of our family. He is a guy that understands how to play, and he has great size and real good hands. Desmond is someone that we feel will become a big-time presence on the front line for many years to come.”

Martin on Justin McKie (G – 6-4 – 180 – Columbia, S.C. - Irmo)

“With his name alone, it should give people an understanding of the kind of bloodlines that he has. Justin loves to win, and he is coached by Tim Whipple, one of the great coaches in the country, not just in high school basketball or in this state. In my seven months here, Justin has improved as much as any player that I have watched. We really like his toughness, his ability to play defense in a system that is similar to ours and his length and size on the perimeter. He is someone that, as we move forward, we think he is definitely a great part of building a championship program.”

Martin on Sindarius Thornwell (G – 6-5 – 180 – Lancaster, S.C. – Oak Hill Academy)

“Sindarius Thornwell is an extremely talented guard, and he is a winner. In today’s day and age, you have players that are highly ranked across the country that have a sense of entitlement, and he does not. He remains very humble and very loyal to his state. With his choice to play at South Carolina, it shows the kind of love that he, along with the other guys, have for this University. For he and Justin, representing their state was something very important to them. Sindarius has a chance to be a special player in our program. He is another big guard, who can play the point guard position, as well as the two and three. He is the consummate winner; he defends, he rebounds and he is a great decision maker with the basketball.”

ROSTER BREAKDOWN

RETURNING STARTERS (2)

Bruce Ellington
Damien Leonard
**based on final game of 2011-12 season*

RETURNING LETTERWINNERS (9)

Bruce Ellington
Carlton Geathers
Lakeem Jackson
Damien Leonard
Shane Phillips
Brian Richardson
RJ Slawson
Eric Smith
Brenton Williams

GUARDS (8)

Austin Constable
Bruce Ellington
Damien Leonard
LaShay Page
Shane Phillips
Brian Richardson
Eric Smith
Brenton Williams

FORWARDS (7)

Michael Carrera
Laimonas Chatkevicius
Carlton Geathers
Lakeem Jackson
Mindaugas Kacinas
RJ Slawson
Brian Steele

BY HEIGHT

Laimonas Chatkevicius - 6'11"
Carlton Geathers - 6'10"
RJ Slawson - 6'8"
Mindaugas Kacinas - 6'7"
Lakeem Jackson - 6'5"
Michael Carrera - 6'5"
Brian Steele - 6'5"
Brian Richardson - 6'4"
Damien Leonard - 6'4"
LaShay Page - 6'2"
Austin Constable - 6'0"
Brenton Williams - 5'11"
Eric Smith - 5'11"
Shane Phillips - 5'10"
Bruce Ellington - 5'9"

PRONUNCIATION

Lie-MOAN-us Shh-CAVE-VEE-us
Min-DAWG-us Kye-CHIN-iss

2012-13 SOUTH CAROLINA ROSTER

ALPHABETICAL

No.	Name	Pos.	Ht.	Wt.	Cl.	Exp.	Hometown/High/Last School
24	Michael Carrera	F	6-5	212	FR	HS	Anzoátegui, Venezuela/Montrose Christian School
14	Laimonas Chatkevicius	F	6-11	255	FR	HS	Klaipeda, Lithuania/South Kent School
12	Austin Constable*	F	6-0	175	FR	HS	West Chester, Pa./Henderson
23	Bruce Ellington	G	5-9	197	JR	2VL	Moncks Corner, S.C./Berkeley
45	Carlton Geathers	F	6-10	255	RS SO	1VL	Georgetown, S.C./Carvers Bay
30	Lakeem Jackson	F	6-5	235	SR	3VL	Charlotte, N.C./Christ School
25	Mindaugas Kacinas	F	6-7	210	FR	HS	Klaipeda, Lithuania/Word of Life Fire Traditional School
32	Damien Leonard	G	6-4	190	SO	1VL	Greenville, S.C./J.L. Mann
0	LaShay Page	G	6-2	195	SR	2VL	Dillon, S.C./Dillon/Southern Mississippi
55	Shane Phillips*	G	5-10	170	SR	1L	Pittsburgh, Pa./Wheeling (W.Va.) Central
2	Brian Richardson	G	6-4	175	JR	2VL	Wilson, N.C./Greenfield School
33	RJ Slawson	F	6-8	220	JR	2VL	Charleston, S.C./Fort Dorchester
5	Eric Smith	G	5-11	205	JR	2VL	Mullins, S.C./Christ School
35	Brian Steele*	F	6-5	196	FR	HS	Greenville, S.C./Wade Hampton School
1	Brenton Williams	G	5-11	175	JR	1VL	Kissimmee, Fla./Osceola High School/Santa Fe College

NUMERICAL

No.	Name	Pos.	Ht.	Wt.	Cl.	Exp.	Hometown/High/Last School
0	LaShay Page	G	6-2	195	SR	2VL	Dillon, S.C./Dillon/Southern Mississippi
1	Brenton Williams	G	5-11	175	JR	1VL	Kissimmee, Fla./Osceola High School/Santa Fe College
2	Brian Richardson	G	6-4	175	JR	2VL	Wilson, N.C./Greenfield School
5	Eric Smith	G	5-11	205	JR	2VL	Mullins, S.C./Christ School
12	Austin Constable*	F	6-0	175	FR	HS	West Chester, Pa./Henderson
14	Laimonas Chatkevicius	F	6-11	255	FR	HS	Klaipeda, Lithuania/South Kent School
23	Bruce Ellington	G	5-9	197	JR	2VL	Moncks Corner, S.C./Berkeley
24	Michael Carrera	F	6-5	212	FR	HS	Anzoátegui, Venezuela/Montrose Christian School
25	Mindaugas Kacinas	F	6-7	210	FR	HS	Klaipeda, Lithuania/Word of Life Fire Traditional School
30	Lakeem Jackson	F	6-5	235	SR	3VL	Charlotte, N.C./Christ School
32	Damien Leonard	G	6-4	190	SO	1VL	Greenville, S.C./J.L. Mann
33	RJ Slawson	F	6-8	220	JR	2VL	Charleston, S.C./Fort Dorchester
35	Brian Steele*	F	6-5	196	FR	HS	Greenville, S.C./Wade Hampton School
45	Carlton Geathers	F	6-10	255	RS SO	1VL	Georgetown, S.C./Carvers Bay
55	Shane Phillips*	G	5-10	170	SR	1L	Pittsburgh, Pa./Wheeling (W.Va.) Central

Head Coach: Frank Martin (Florida International, '93)

Associate Head Coach: Brad Underwood (Kansas State, '86)

Assistant Coach/Recruiting Coordinator: Matt Figger (Eastern Kentucky, '95)

Assistant Coach: Lamont Evans (Kansas State, '09)

Director of Basketball Operations: Andy Assaley (Cincinnati, '96)

Strength & Conditioning Coach: Scott Greenawalt (Muskingum College, '98)

Athletic Trainer: Mark Rodger (Buffalo, '01)


Video Coordinator: Dylan Lockwood (Cazenovia, '05)

Graduate Student Manager/Student-Athlete Development: Doug Edwards (Florida State, '07)

Graduate Student Manager: Darren Kent (Kansas State, '09)

** indicates walk-on*

RADIO/TV SPOT CHART




#0

LASHAY PAGE
Sr. - G - 6-2 - 195
Dillon, S.C.
Southern Miss.



#1

BRENTON WILLIAMS
Jr. - G - 5-11 - 175
Kissimmee, Fla.
Santa Fe College




#2

BRIAN RICHARDSON
Jr. - G - 6-4 - 175
Wilson, N.C.
Greenfield School




#5

ERIC SMITH
Jr. - G - 5-11 - 205
Mullins, S.C.
Christ School




#12

AUSTIN CONSTABLE
Fr. - G - 6-0 - 175
West Chester, Pa.
Henderson



#14

LAIMONAS CHATKEVICIUS
Fr. - F - 6-11 - 255
Klaipeda, Lithuania
South Kent (Conn.)
School




#23

BRUCE ELLINGTON
Jr. - G - 5-9 - 197
Moncks Corner, S.C.
Berkeley



#24

MICHAEL CARRERA
Fr. - F - 6-5 - 212
Anzoátegui, Venezuela
Montrose Christian




#25

MINDAUGAS KACINAS
Fr. - F - 6-7 - 210
Klaipeda, Lithuania
Word of Life Fire
Traditional School



#30

LAKEEM JACKSON
Sr. - F - 6-5 - 235
Charlotte, N.C.
Christ School



#32

DAMIEN LEONARD
So. - G - 6-4 - 190
Greenville, S.C.
J.L. Mann




#33

RJ SLAWSON
Jr. - F - 6-8 - 220
Charleston, S.C.
Fort Dorchester



#35

BRIAN STEELE
Fr. - F - 6-5 - 196
Greenville, S.C.
Wade Hampton School



#45

CARLTON GEATHERS
R-So. - F - 6-10 - 255
Georgetown, S.C.
Carvers Bay



#55

SHANE PHILLIPS
Sr. - G - 5-10 - 170
Pittsburgh, Pa.
Wheeling Central (W.Va.)



FRANK MARTIN
Head Coach



BRAD UNDERWOOD
Associate Head Coach



MATT FIGGER
Assistant Coach/
Recruiting Coordinator



LAMONT EVANS
Assistant Coach



ANDY ASSALEY
Director of Basketball
Operations



SCOTT GREENAWALT
Strength & Conditioning
Coach



MARK RODGER
Athletic Trainer



DOUG EDWARDS
Grad. Student Manager/
Student-Athlete
Development



DARREN KENT
Grad. Student Manager



DYLAN LOCKWOOD
Video Coordinator



EMILY FEENEY
Media Relations

GAMECOCKS RECORD WHEN ...

At home	7-4
On the road	1-2
At neutral sites	3-0
In overtime	3-0
vs. Top 25 team	0-0
vs. Top 10 team	0-0
vs. Top 3 team	0-0
Leading at half	9-1
Trailing at half	2-4
Tied at half	0-1
Shooting 50% or better	5-0
Shooting between 39-49%	6-3
Shooting less than 39%	0-3
Opp. shooting 50% or better	2-2
Opp. shooting between 39-49%	6-3
Opp. shooting less than 39%	3-1
Shooting better than opp.	10-1
Shooting worse than/equal to opp.	1-5
Starters out-score opp. starters	5-1
Opp. starters score/equal more	6-5
Bench out-scores opp. bench	10-3
Opp. bench scores/equals more	1-3
Having more FTs than opp.	6-1
Having equal/less FTs than opp.	5-5
Have more TOs than opp.	6-4
Having equal/less TOs than opp.	5-2
Having more rebounds than opp.	9-5
Having equal/less rebounds than opp.	2-1
Making 6 or more 3FGs	7-3
Having 15 or more assists	5-1
Having less than 15 assists	6-5
Score more points in paint than opp.	7-1
Scoring equal/less points in paint than opp.	4-5
Scoring more points off TOs than opp.	8-2
Scoring equal/less points off TOs than opp.	3-4
Scoring more 2nd-chance points than opp.	9-5
Scoring equal/less 2nd-chance points than opp.	2-1
Scoring more fast break points than opp.	4-1
Scoring equal/less fast break points than opp.	7-5
Wearing White uniforms	4-4
Wearing Garnet uniforms	1-1
Wearing Black uniforms	2-0
Wearing Gray Uniforms	4-1
Playing on live TV	7-5
Playing in November	5-2
Playing in December	4-1
Playing in January	2-3
Playing in February	0-0
Playing in March	0-0
Playing a day-game	3-2
Playing a night-game	8-3
Playing on Sunday	2-1
Playing on a Monday	1-0
Playing on a Tuesday	0-0
Playing on a Wednesday	2-2
Playing on a Thursday	0-1
Playing on a Friday	3-0
Playing on a Saturday	3-2
Scoring margin is 5 points or less	1-2
Margin is between 6-10	4-2
Margin is between 11-20	6-1
Margin is more than 20	0-1
Scoring 59 points or less	0-4
Scoring 60-69 points	1-1
Scoring 70-79 points	4-1
Scoring 80-89 points	5-0
Scoring 90-99 points	1-0
Scoring 100+ points	0-0

MISCELLANEOUS

Current streak	L1
Home court streak	L2
Away streak	W1
Neutral court streak	W3

2012-13 SUPERLATIVES

(tied for team lead also included)

Scoring Leaders	'12-13	Career
LaShay Page	3	3*
Brenton Williams	5	6
Lakeem Jackson	3	5
Michael Carrera	3	3
Brian Richardson	2	4
Bruce Ellington	1	21

Rebounding Leaders	'12-13	Career
Michael Carrera	4	4
Lakeem Jackson	8	24
LaShay Page	1	1*
Mindaugas Kacinas	2	2
Laimonas Chatkevicius	1	1
Damien Leonard	2	2
Brian Richardson	1	1

Assists Leaders	'12-13	Career
Eric Smith	11	17
Lakeem Jackson	4	27
Brian Richardson	3	4
Bruce Ellington	2	36
Brenton Williams	1	1

Blocks Leaders	'12-13	Career
Michael Carrera	5	5
RJ Slawson	3	8
Damien Leonard	1	1
Brenton Williams	2	2
Brian Richardson	3	3
Lakeem Jackson	5	8
Mindaugas Kacinas	6	6
LaShay Page	1	1*
Laimonas Chatkevicius	1	1
Bruce Ellington	1	2

Steals Leaders	'12-13	Career
Lakeem Jackson	5	22
Eric Smith	6	7
Brenton Williams	6	9
Brian Richardson	3	10
Mindaugas Kacinas	1	1
LaShay Page	1	1*
Michael Carrera	1	1
Damien Leonard	1	4
RJ Slawson	3	8
Bruce Ellington	6	20

Double-Figure Scoring	'12-13	Career
Michael Carrera	6	6
Lakeem Jackson	9	27
LaShay Page	5	5*
Brenton Williams	12	18
RJ Slawson	2	5
Eric Smith	3	5
Brian Richardson	7	17
Mindaugas Kacinas	5	5
Bruce Ellington	4	32
Damien Leonard	3	11

20+ points	'12-13	Career
LaShay Page	2	2*
Brenton Williams	1	1
Brian Richardson	1	1

30+ points	'12-13	Career
-	-	-

Double-Figure Rebounding	'12-13	Career
Michael Carrera	3	3
Mindaugas Kacinas	3	3
Lakeem Jackson	5	11

5+ assists	'12-13	Career
Eric Smith	7	8
Lakeem Jackson	2	8
Bruce Ellington	1	10

3+ steals	'12-13	Career
Eric Smith	1	1
Bruce Ellington	2	4

2+ blocks	'12-13	Career
Michael Carrera	3	3
Lakeem Jackson	3	7
Mindaugas Kacinas	4	4
Brian Richardson	1	1
RJ Slawson	1	4

Double-Doubles	'12-13	Career
Michael Carrera	3	3
Lakeem Jackson	3	4
Mindaugas Kacinas	1	1

Clutch Free Throws (under 5 min/OT)		
Brenton Williams	15-18	.833
Michael Carrera	12-14	.857
Eric Smith	12-16	.750
Lakeem Jackson	1-9	.111
RJ Slawson	1-5	.200
Damien Leonard	4-6	.667
LaShay Page	14-15	.933
Bruce Ellington	5-7	.714
Laimonas Chatkevicius	1-4	.250
Brian Steele	2-2	1.000
Brian Richardson	7-8	.875
Mindaugas Kacinas	11-14	.786
Totals	85-118	.720

* indicates at South Carolina

Miscellaneous

Largest Halftime Lead	
SC	27, vs. Jacksonville, Dec. 7, 2012
Opp	15, Milwaukee, Nov. 11, 2012
Smallest Halftime Lead	
SC	1, vs. Auburn, Jan. 12, 2012
Opp	1, Clemson, Dec. 2, 2012
Fewest Points In First Half	
SC	19, vs. Vanderbilt, Jan. 19, 2013
Opp	22, UALR, Nov. 25, 2012
Most Points In First Half	
SC	57, vs. Jacksonville, Dec. 7, 2012
Opp	41, Morgan State, Nov. 16, 2012
Most Points In Second Half	
SC	44, vs. Rider, Nov. 19, 2012
Opp	51, St. John's, Nov. 29, 2012
Fewest Points In Second Half	
SC	27, vs. Manhattan, Dec. 22, 2012
Opp	25, Missouri State, Nov. 24, 2012
Most Points in Overtime	
SC	16, twice, last vs. Mizz. State, Nov. 24, 2012
Opp	9, twice, last Missouri State, Nov. 24, 2012
Largest Margin of Victory	
SC	17, vs. Jacksonville, Dec. 7, 2012
Opp	24, St. John's, Nov. 29, 2012
Smallest Margin of Victory	
SC	5, vs. Appalachian State, Dec. 19, 2012
Opp	2, at Mississippi State, Jan. 9, 2013

2012-13 GAME BY GAME COMPARISON

	Date	Result	FG-A	Pct	3FG-A	Pct	FT-A	Pct	O-D-Total	PF	Pts	A	TO	Blk	Stl	Min	Half
Milwaukee & South Carolina	Nov. 11	W, 82-75 (OT)	26-67	.388	14-33	.424	9-19	.474	15-18-33	24	75	17	15	3	7	225	38
Morgan State			28-63	.444	0-11	.000	26-31	.839	17-28-45	16	82	11	17	7	5	225	23
South Carolina	Nov. 16	W, 87-71	28-53	.528	2-13	.154	13-20	.650	6-16-22	20	71	13	20	4	11	200	41
Rider & South Carolina	Nov. 19	W, 88-76	30-57	.526	6-16	.375	21-26	.808	13-22-35	20	87	10	20	2	5	200	45
Elon			27-53	.509	6-14	.429	16-21	.762	8-15-23	13	76	13	17	2	9	200	37
South Carolina	Nov. 21	L, 65-53	32-60	.533	13-27	.481	11-14	.786	11-22-33	20	88	22	18	2	5	200	44
Missouri State ^			26-57	.456	8-15	.533	5-11	.455	9-21-30	19	65	13	14	6	12	200	31
South Carolina	Nov. 21	L, 65-53	18-56	.321	6-19	.316	11-17	.647	18-25-43	16	53	10	22	5	7	200	23
UALR ^			23-59	.390	5-19	.263	16-28	.571	12-17-29	24	67	7	13	0	10	225	33
South Carolina	Nov. 24	W, 74-67 (OT)	22-39	.564	8-18	.444	22-28	.786	4-29-33	24	74	13	25	5	2	225	28
St. John's %			23-57	.404	5-16	.313	11-23	.478	15-10-25	18	62	14	12	3	11	200	22
South Carolina	Nov. 25	W, 74-62	28-50	.560	6-16	.375	12-17	.706	15-25-40	20	74	14	21	5	9	200	39
South Carolina	Nov. 29	L, 89-65	33-58	.569	7-14	.500	16-24	.667	11-20-31	18	89	19	7	9	8	200	38
Clemson			24-65	.369	5-23	.217	12-21	.571	24-19-43	17	65	10	12	1	2	200	26
South Carolina	Dec. 2	L, 64-55	17-39	.436	3-11	.273	27-37	.730	722-29	25	64	8	13	8	10	200	28
Jacksonville			18-52	.346	4-15	.267	15-22	.682	17-19-36	28	55	10	19	4	3	200	27
South Carolina	Dec. 7	W, 91-74	26-68	.382	3-20	.150	19-28	.679	13-18-31	22	74	11	7	8	7	200	30
Appalachian State			31-56	.554	10-16	.525	19-29	.655	10-32-42	25	91	20	17	6	3	200	57
South Carolina	Dec. 19	W, 74-69	23-63	.365	4-14	.286	19-22	.864	17-23-40	24	69	12	17	4	6	200	35
Manhattan #			28-61	.459	5-15	.333	13-19	.684	13-24-37	21	74	18	17	8	4	200	37
South Carolina	Dec. 22	W, 63-57	18-45	.400	8-24	.333	13-24	.542	10-13-23	21	57	16	13	4	13	200	30
Presbyterian			20-49	.408	6-20	.300	17-25	.680	19-23-42	19	63	10	19	1	6	200	36
South Carolina	Dec. 29	W, 76-60	23-49	.469	4-13	.308	10-13	.769	7-18-25	18	60	10	15	4	5	200	24
SC State			27-56	.482	7-16	.438	15-24	.625	15-19-34	14	76	15	9	4	5	200	40
South Carolina	Jan. 5	W, 80-69	26-61	.426	0-7	0.0	17-22	.773	15-26-41	21	69	13	15	4	3	200	29
Mississippi State			32-71	.451	4-16	.250	12-21	.571	17-25-42	18	80	16	9	3	4	200	37
South Carolina	Jan. 9	L, 56-54	19-49	.388	0-10	.000	18-25	.720	9-20-29	15	56	8	17	8	14	200	26
Auburn			20-51	.392	8-21	.381	6-11	.545	13-25-38	20	54	10	24	5	7	200	26
South Carolina	Jan. 12	L, 74-71	24-41	.585	8-18	.444	18-28	.643	9-15-24	23	74	14	17	3	9	200	38
LSU			26-57	.456	8-20	.400	11-16	.688	17-14-31	24	71	20	15	3	4	200	39
South Carolina	Jan. 16	W, 82-73 (OT)	26-64	.406	8-27	.296	13-16	.813	15-25-40	26	73	15	22	3	9	225	33
Vanderbilt			26-58	.448	2-14	.143	28-37	.757	11-25-36	16	82	9	15	2	6	225	35
South Carolina	Jan. 19	L, 58-51	16-37	.432	6-13	.462	20-33	.606	6-34-40	21	58	15	18	2	1	200	24
			14-59	.237	4-21	.190	19-25	.760	12-21-33	24	51	7	7	2	9	200	19

* indicates SEC contest | &-Hoops For Hope Classic (Columbia, S.C.) | ^-Hoops For Hope Classic (Puerto Vallarta, Mexico) | %-SEC/BIG EAST Challenge | #-Brooklyn Hoops Holiday Invitational (Brooklyn, N.Y.)

2012-13 RESULTS: OVERALL, 11-6; HOME, 7-4; AWAY, 1-2; NEUTRAL, 3-0; SEC, 1-3

DATE	OPPONENT	W/L	SCORE	RECORD (SEC)	POINTS	REBOUNDS	ASSISTS	BLOCKS	STEALS	ATTENDANCE
Nov. 11	Milwaukee &	W	82-75 (OT)	1-0	Page (19)	Carrera (15)	Smith (4)	Carrera (3)	5 with 1	7335 (paid)
Nov. 16	Morgan State	W	87-71	2-0	Page (20)	Jackson (8)	Jackson (4)	Slawson/Lenard (1)	Page (2)	8019 (paid)
Nov. 19	Rider &	W	88-76	3-0	Williams (22)	Jackson (7)	Richardson (6)	Williams/Richardson (1)	Jackson (2)	7157 (paid)
Nov. 21	Elon	L	65-53	3-1	Jackson (14)	Jackson (10)	Richardson (4)	Jackson (2)	Jackson (2)	6754 (paid)
Nov. 24	vs. Missouri State ^	W	74-64 (OT)	4-1	Page (22)	Page (6)	Smith (6)	Kacinas (2)	Carrera/Leonard (1)	303
Nov. 25	vs. UALR ^	W	74-62	5-1	Williams (17)	Jackson (15)	Smith/Jackson (5)	Jackson/Kacinas (2)	Smith (3)	276
Nov. 29	at St. John's %	L	89-65	5-2	Carrera (11)	Carrera (11)	Smith/Richardson (2)	Page (1)	Slawson/Williams (1)	4,902
Dec. 2	Clemson	L	64-55	5-3	Williams (16)	Jackson/Carrera (6)	Smith (3)	4 with 1	3 with 1	10,684 (paid)
Dec. 7	Jacksonville	W	91-74	6-3	Carrera (17)	Carrera (9)	Smith (7)	Carrera/Kacinas (2)	3 with 1	6,980 (paid)
Dec. 19	Appalachian State	W	74-69	7-3	Jackson (16)	Kacinas (12)	Smith (9)	Kacinas (3)	4 with 1	8,118 (paid)
Dec. 22	vs. Manhattan #	W	63-57	8-3	Williams (17)	Jackson (11)	Smith/Jackson (3)	Williams (1)	Williams/Slawson (2)	-
Dec. 29	Presbyterian	W	76-60	9-3	Richardson (16)	Chatkevicius/Leonard (6)	Smith (5)	Slawson (3)	Williams (2)	7,344 (paid)
Jan. 5	SC State	W	80-69	10-3	Jackson (16)	Kacinas (10)	Smith (7)	3 with 1	Williams (2)	7,394 (paid)
Jan. 9	at Miss. State*	L	56-54	10-4	Richardson (20)	Richardson (8)	Smith (5)	Jackson (4)	3 with 2	4,054
Jan. 12	Auburn*	L	74-71	10-5	Ellington (18)	Leonard (9)	Ellington/Carrera (5)	Carrera (2)	Ellington (2)	9,117 (paid)
Jan. 16	at LSU*	W	82-73 (OT)	11-5	Carrera (23)	Jackson (11)	Jackson (4)	Chatkevicius/Ellington (1)	Ellington (3)	6,654
Jan. 19	Vanderbilt*	L	58-51	11-6	Williams (16)	Jackson (10)	Ellington/Williams (2)	Carrera/Richardson (1)	Ellington (3)	11,175 (paid)

* indicates SEC contest | &-Hoops For Hope Classic (Columbia, S.C.) | ^-Hoops For Hope Classic (Puerto Vallarta, Mexico) | %-SEC/BIG EAST Challenge | #-Brooklyn Hoops Holiday Invitational (Brooklyn, N.Y.)

2012-13 STARTING LINEUP WIN-LOSS

Guard	Guard	Forward	Forward	Forward	2012-13	Games
Page	Smith	Slawson	Jackson	Carrera	2-2	4
Guard	Guard	Guard	Forward	Forward	2012-13	Games
Page	Smith	Williams	Jackson	Slawson	2-1	3
Guard	Guard	Forward	Forward	Forward	2012-13	Games
Page	Smith	Kacinas	Jackson	Slawson	2-0	2
Guard	Guard	Forward	Forward	Forward	2012-13	Games
Williams	Smith	Slawson	Jackson	Carrera	1-0	1
Guard	Guard	Forward	Forward	Forward	2012-13	Games
Williams	Smith	Kacinas	Jackson	Carrera	1-0	1
Guard	Guard	Guard	Forward	Forward	2012-13	Games
Williams	Smith	Richardson	Jackson	Kacinas	1-0	1
Guard	Guard	Guard	Forward	Forward	2012-13	Games
Leonard	Smith	Richardson	Jackson	Kacinas	1-0	1
Guard	Guard	Guard	Forward	Forward	2012-13	Games
Ellington	Smith	Richardson	Jackson	Kacinas	0-2	2
Guard	Guard	Guard	Forward	Forward	2012-13	Games
Ellington	Smith	Richardson	Jackson	Chatkevicius	1-0	1
Guard	Guard	Forward	Forward	Forward	2012-13	Games
Ellington	Smith	Carrera	Jackson	Chatkevicius	0-1	1



#45 - CARLTON GEATHERS

R-SO. | FORWARD | 6'10" | 255 | 1 LETTER
 GEORGETOWN, S.C./CARVERS BAY

GEATHERS' CAREER HIGHS

POINTS
 4, 3 times, last vs. SC State (Jan. 3, 2012)

FIELD GOALS
 2, twice, last vs. SC State (Jan. 3, 2012)

FIELD GOAL ATTEMPTS
 4, vs. Western Carolina (Nov. 11, 2011)

3-POINT FIELD GOALS
 -

3-POINT FIELD GOAL ATTEMPTS
 -

FREE THROWS
 2, 3 times, last at Tennessee (Feb. 8, 2012)

FREE THROW ATTEMPTS
 2, 6 times, last at Georgia (March 3, 2012)

REBOUNDS
 6, vs. Western Carolina (Nov. 11, 2011)

ASSISTS
 1, vs. SC State (Jan. 3, 2012)

BLOCKS
 3, 3 times, last at Georgia (March 3, 2012)

STEALS
 2, vs. Vanderbilt (Jan. 10, 2012)

MINUTES PLAYED
 21, vs. Tennessee (Feb. 25, 2012)

GEATHERS' SEASON HIGHS

POINTS
 -

FIELD GOALS
 -

FIELD GOAL ATTEMPTS
 -

3-POINT FIELD GOALS
 -

3-POINT FIELD GOAL ATTEMPTS
 -

FREE THROWS
 -

FREE THROW ATTEMPTS
 -

REBOUNDS
 -

ASSISTS
 -

BLOCKS
 -

STEALS
 -

MINUTES PLAYED
 -

2012-13

Opponent	Date	GS	Min	FG-FGA	Pct	3FG-FGA	Pct	FT-FTA	Pct	Off	Def	Tot	Avg	PF	FO	A	TO	Blk	Stl	Pts	Avg	
MILWAUKEE	11/11/12	-	-	-	-	-	-	DNP - injured	-	-	-	-	-	-	-	-	-	-	-	-	-	-
MORGAN STATE	11/16/12	-	-	-	-	-	-	DNP - injured	-	-	-	-	-	-	-	-	-	-	-	-	-	-
RIDER	11/19/12	-	-	-	-	-	-	DNP - injured	-	-	-	-	-	-	-	-	-	-	-	-	-	-
ELON	11/21/12	-	-	-	-	-	-	DNP - injured	-	-	-	-	-	-	-	-	-	-	-	-	-	-
vs. Missouri State	11/24/12	-	-	-	-	-	-	DNP - injured	-	-	-	-	-	-	-	-	-	-	-	-	-	-
vs. UALR	11/25/12	-	-	-	-	-	-	DNP - injured	-	-	-	-	-	-	-	-	-	-	-	-	-	-
at St. John's	11/29/12	-	-	-	-	-	-	DNP - injured	-	-	-	-	-	-	-	-	-	-	-	-	-	-
CLEMSON	12/2/12	-	-	-	-	-	-	DNP - injured	-	-	-	-	-	-	-	-	-	-	-	-	-	-
JACKSONVILLE	12/7/12	-	-	-	-	-	-	DNP - injured	-	-	-	-	-	-	-	-	-	-	-	-	-	-
APPALACHIAN ST	12/19/12	-	-	-	-	-	-	DNP - injured	-	-	-	-	-	-	-	-	-	-	-	-	-	-
vs. Manhattan	12/22/12	-	-	-	-	-	-	DNP - injured	-	-	-	-	-	-	-	-	-	-	-	-	-	-
PRESBYTERIAN	12/29/12	-	-	-	-	-	-	DNP - injured	-	-	-	-	-	-	-	-	-	-	-	-	-	-
SC STATE	1/5/13	-	-	-	-	-	-	DNP - injured	-	-	-	-	-	-	-	-	-	-	-	-	-	-
at Miss State	1/9/13	-	-	-	-	-	-	DNP - injured	-	-	-	-	-	-	-	-	-	-	-	-	-	-
AUBURN	1/12/13	-	-	-	-	-	-	DNP - injured	-	-	-	-	-	-	-	-	-	-	-	-	-	-
at LSU	1/16/13	-	-	-	-	-	-	DNP - injured	-	-	-	-	-	-	-	-	-	-	-	-	-	-
VANDERBILT	1/19/13	-	-	-	-	-	-	DNP - injured	-	-	-	-	-	-	-	-	-	-	-	-	-	-
at Missouri	1/22/13	-	-	-	-	-	-	-	-	-	-	-	-	-	-	-	-	-	-	-	-	-
ARKANSAS	1/26/13	-	-	-	-	-	-	-	-	-	-	-	-	-	-	-	-	-	-	-	-	-
at Florida	1/30/13	-	-	-	-	-	-	-	-	-	-	-	-	-	-	-	-	-	-	-	-	-
GEORGIA	2/2/13	-	-	-	-	-	-	-	-	-	-	-	-	-	-	-	-	-	-	-	-	-
at Kentucky	2/5/13	-	-	-	-	-	-	-	-	-	-	-	-	-	-	-	-	-	-	-	-	-
TENNESSEE	2/10/13	-	-	-	-	-	-	-	-	-	-	-	-	-	-	-	-	-	-	-	-	-
LSU	2/14/13	-	-	-	-	-	-	-	-	-	-	-	-	-	-	-	-	-	-	-	-	-
at Alabama	2/16/13	-	-	-	-	-	-	-	-	-	-	-	-	-	-	-	-	-	-	-	-	-
OLE MISS	2/20/13	-	-	-	-	-	-	-	-	-	-	-	-	-	-	-	-	-	-	-	-	-
at Georgia	2/23/13	-	-	-	-	-	-	-	-	-	-	-	-	-	-	-	-	-	-	-	-	-
MISSOURI	2/28/13	-	-	-	-	-	-	-	-	-	-	-	-	-	-	-	-	-	-	-	-	-
at Texas A&M	3/2/13	-	-	-	-	-	-	-	-	-	-	-	-	-	-	-	-	-	-	-	-	-
MISS STATE	3/6/13	-	-	-	-	-	-	-	-	-	-	-	-	-	-	-	-	-	-	-	-	-
at Vanderbilt	3/9/13	-	-	-	-	-	-	-	-	-	-	-	-	-	-	-	-	-	-	-	-	-

SEASON NOTES

Out indefinitely after fracturing knee cap during the summer.

CAREER STATISTICS

Season	GP-GS	Min	Avg	FG	FGA	Pct	3FG	3FGA	Pct	FT	FTA	Pct	Off	Def	Tot	Avg	PF	FO	Ast	TO	Blk	Stl	Pts	Avg
2011-12	28-1	219	7.8	10	23	.435	0	0	.000	8	12	.667	15	28	43	1.5	24	0	1	7	17	6	28	1.0
2012-13																								

Totals

CAREER SEC STATISTICS

Season	GP-GS	Min	Avg	FG	FGA	Pct	3FG	3FGA	Pct	FT	FTA	Pct	Off	Def	Tot	Avg	PF	FO	Ast	TO	Blk	Stl	Pts	Avg
2012	13-1	98	7.5	2	7	.286	0	0	.000	5	8	.625	6	7	13	1.0	8	0	0	3	7	5	9	0.7
2013																								

Totals



#55 - SHANE PHILLIPS

SENIOR | GUARD | 5'10" | 170 | 1 LETTER
PITTSBURGH, PA./WHEELING CENTRAL (W.VA.)

PHILLIPS' CAREER HIGHS

- POINTS**
 1, vs. SC State (Jan. 3, 2012)
- FIELD GOAL ATTEMPTS**
 3, vs. SC State (Jan. 3, 2012)
- 3-POINT FIELD GOAL ATTEMPTS**
 2, vs. SC State (Jan. 3, 2012)
- FREE THROWS**
 1, vs. SC State (Jan. 3, 2012)
- FREE THROW ATTEMPTS**
 2, vs. SC State (Jan. 3, 2012)
- MINUTES PLAYED**
 5, vs. Jacksonville (Dec. 7, 2012)

PHILLIPS' SEASON HIGHS

- POINTS**
 -
- FIELD GOALS**
 -
- FIELD GOAL ATTEMPTS**
 1, twice, last vs. Jacksonville (Dec. 7, 2012)
- 3-POINT FIELD GOALS**
 -
- 3-POINT FIELD GOAL ATTEMPTS**
 1, twice, last vs. Jacksonville (Dec. 7, 2012)
- FREE THROWS**
 -
- FREE THROW ATTEMPTS**
 -
- REBOUNDS**
 -
- ASSISTS**
 1, vs. St. John's (Nov. 29, 2012)
- BLOCKS**
 -
- STEALS**
 -
- MINUTES PLAYED**
 5, vs. St. John's (Nov. 29, 2012)

2012-13

Opponent	Date	GS	Min	FG-FGA	Pct	3FG-FGA	Pct	FT-FTA	Pct	Off	Def	Tot	Avg	PF	FO	A	TO	Blk	Stl	Pts	Avg
MILWAUKEE	11/11/12	-	-	-	-	DNP - coach's decision	-	-	-	-	-	-	-	-	-	-	-	-	-	-	-
MORGAN STATE	11/16/12	1	0-0	.000	0-0	.000	0-0	.000	0	0	0	0.0	0	0	0	0	0	0	0	0	0.0
RIDER	11/19/12	-	-	-	-	DNP - coach's decision	-	-	-	-	-	-	-	-	-	-	-	-	-	-	-
ELON	11/21/12	-	-	-	-	DNP - coach's decision	-	-	-	-	-	-	-	-	-	-	-	-	-	-	-
vs. Missouri State	11/24/12	1	0-0	.000	0-0	.000	0-0	.000	0	0	0	0.0	0	0	0	0	0	0	0	0	0.0
vs. UALR	11/25/12	1	0-0	.000	0-0	.000	0-0	.000	0	0	0	0.0	0	0	0	0	0	0	0	0	0.0
at St. John's	11/29/12	5	0-1	.000	0-1	.000	0-0	.000	0	0	0	0.0	0	0	1	0	0	0	0	0	0.0
CLEMSON	12/2/12	-	-	-	-	DNP - coach's decision	-	-	-	-	-	-	-	-	-	-	-	-	-	-	-
JACKSONVILLE	12/7/12	2	0-1	.000	0-1	.000	0-0	.000	0	0	0	0.0	0	0	0	0	0	0	0	0	0.0
APPALACHIAN ST	12/19/12	-	-	-	-	DNP - coach's decision	-	-	-	-	-	-	-	-	-	-	-	-	-	-	-
vs. Manhattan	12/22/12	-	-	-	-	DNP - coach's decision	-	-	-	-	-	-	-	-	-	-	-	-	-	-	-
PRESBYTERIAN	12/29/12	2	0-0	.000	0-0	.000	0-0	.000	0	0	0	0.0	0	0	0	0	0	0	0	0	0.0
SC STATE	1/5/13	-	-	-	-	DNP - coach's decision	-	-	-	-	-	-	-	-	-	-	-	-	-	-	-
at Miss State	1/9/13	-	-	-	-	DNP - coach's decision	-	-	-	-	-	-	-	-	-	-	-	-	-	-	-
AUBURN	1/12/13	-	-	-	-	DNP - coach's decision	-	-	-	-	-	-	-	-	-	-	-	-	-	-	-
at LSU	1/16/13	-	-	-	-	DNP - coach's decision	-	-	-	-	-	-	-	-	-	-	-	-	-	-	-
VANDERBILT	1/19/13	-	-	-	-	DNP - coach's decision	-	-	-	-	-	-	-	-	-	-	-	-	-	-	-
at Missouri	1/22/13	-	-	-	-	-	-	-	-	-	-	-	-	-	-	-	-	-	-	-	-
ARKANSAS	1/26/13	-	-	-	-	-	-	-	-	-	-	-	-	-	-	-	-	-	-	-	-
at Florida	1/30/13	-	-	-	-	-	-	-	-	-	-	-	-	-	-	-	-	-	-	-	-
GEORGIA	2/2/13	-	-	-	-	-	-	-	-	-	-	-	-	-	-	-	-	-	-	-	-
at Kentucky	2/5/13	-	-	-	-	-	-	-	-	-	-	-	-	-	-	-	-	-	-	-	-
TENNESSEE	2/10/13	-	-	-	-	-	-	-	-	-	-	-	-	-	-	-	-	-	-	-	-
LSU	2/14/13	-	-	-	-	-	-	-	-	-	-	-	-	-	-	-	-	-	-	-	-
at Alabama	2/16/13	-	-	-	-	-	-	-	-	-	-	-	-	-	-	-	-	-	-	-	-
OLE MISS	2/20/13	-	-	-	-	-	-	-	-	-	-	-	-	-	-	-	-	-	-	-	-
at Georgia	2/23/13	-	-	-	-	-	-	-	-	-	-	-	-	-	-	-	-	-	-	-	-
MISSOURI	2/28/13	-	-	-	-	-	-	-	-	-	-	-	-	-	-	-	-	-	-	-	-
at Texas A&M	3/2/13	-	-	-	-	-	-	-	-	-	-	-	-	-	-	-	-	-	-	-	-
MISS STATE	3/6/13	-	-	-	-	-	-	-	-	-	-	-	-	-	-	-	-	-	-	-	-
at Vanderbilt	3/9/13	-	-	-	-	-	-	-	-	-	-	-	-	-	-	-	-	-	-	-	-

SEASON NOTES

Did not see game action vs. Milwaukee (Nov. 11) ... Played one minute vs. Morgan State (Nov. 16) ... Saw time vs. Missouri State (Nov. 24) and UALR (Nov. 25) ... Posted an assist vs. St. John's (Nov. 29) ... Saw action vs. Jacksonville (Dec. 7) ... Played two minutes vs. Presbyterian (Dec. 29) ...

CAREER STATISTICS

Season	GP-GS	Min	Avg	FG	FGA	Pct	3FG	3FGA	Pct	FT	FTA	Pct	Off	Def	Tot	Avg	PF	FO	Ast	TO	Blk	Stl	Pts	Avg
2011-12	1-0	2	2.0	0	3	.000	0	2	.000	1	2	.500	0	0	0	0.0	0	0	0	1	0	0	1	1.0
2012-13	6-0	12	2.0	0	2	.000	0	2	.000	0	0	.000	0	0	0	0.0	1	0	0	0	0	0	0	0.0
Totals	7-0	14	2.0	0	5	.000	0	4	.000	1	2	.500	0	0	0	0.0	0	0	1	2	0	0	1	0.2

CAREER SEC STATISTICS

Season	GP-GS	Min	Avg	FG	FGA	Pct	3FG	3FGA	Pct	FT	FTA	Pct	Off	Def	Tot	Avg	PF	FO	Ast	TO	Blk	Stl	Pts	Avg
2013	-	-	-	-	-	-	-	-	-	-	-	-	-	-	-	-	-	-	-	-	-	-	-	-



#14 - LAIMONAS CHATKEVICIUS

FRESHMAN | FORWARD | 6'11" | 255 | HS
KLAIPEDA, LITHUANIA/SOUTH KENT SCHOOL (CONN.)

CHATKEVICIUS' SEASON HIGHS

POINTS

9, vs. Jacksonville (Dec. 7, 2012)

FIELD GOALS

4, vs. Jacksonville (Dec. 7, 2012)

FIELD GOAL ATTEMPTS

6, vs. Jacksonville (Dec. 7, 2012)

3-POINT FIELD GOALS

1, vs. Jacksonville (Dec. 7, 2012)

3-POINT FIELD GOAL ATTEMPTS

1, vs. Jacksonville (Dec. 7, 2012)

FREE THROWS

1, twice, last vs. Presbyterian (Dec. 29, 2012)

FREE THROW ATTEMPTS

2, 3x, last vs. Presbyterian (Dec. 29, 2012)

REBOUNDS

6, twice, last vs. Miss. State (Jan. 9, 2013)

ASSISTS

4, vs. Jacksonville (Dec. 7, 2012)

BLOCKS

1, vs. LSU (Jan. 16, 2013)

STEALS

-

MINUTES PLAYED

19, vs. Jacksonville (Dec. 7, 2012)

2012-13

Opponent	Date	GS	Min	FG-FGA	Pct	3FG-FGA	Pct	FT-FTA	Pct	Off	Def	Tot	Avg	PF	FO	A	TO	Blk	Stl	Pts	Avg	
MILWAUKEE	11/11/12	-	-	-	-	-	-	-	-	-	-	-	-	-	-	-	-	-	-	-	-	-
MORGAN STATE	11/16/12	-	-	-	-	-	-	-	-	-	-	-	-	-	-	-	-	-	-	-	-	-
RIDER	11/19/12	-	-	-	-	-	-	-	-	-	-	-	-	-	-	-	-	-	-	-	-	-
ELON	11/21/12	-	-	-	-	-	-	-	-	-	-	-	-	-	-	-	-	-	-	-	-	-
vs. Missouri State	11/24/12	-	-	-	-	-	-	-	-	-	-	-	-	-	-	-	-	-	-	-	-	-
vs. UALR	11/25/12	11	1-2	.500	0-0	.000	1-2	.500	1	1	2	2.0	1	0	1	0	0	0	0	3	3.0	
at St. John's	11/29/12	7	1-2	.500	0-0	.000	0-0	.500	0	1	1	1.5	2	0	0	2	0	0	2	2	2.5	
CLEMSON	12/2/12	7	1-2	.500	0-0	.000	0-0	.500	0	1	1	1.3	2	0	0	2	0	0	2	2	2.3	
JACKSONVILLE	12/7/12	19	4-6	.600	1-1	1.000	0-2	.250	3	2	5	2.7	4	0	4	4	0	0	9	4.7		
APPALACHIAN ST	12/19/12	6	1-1	.636	0-0	1.000	0-0	.250	0	1	1	1.23	1	0	0	0	0	0	2	4.0		
vs. Manhattan	12/22/12	7	1-1	.667	0-0	1.000	0-0	.250	1	0	1	2.0	0	0	0	1	0	0	2	3.6		
PRESBYTERIAN	12/29/12	13	1-3	.600	0-0	1.000	1-2	.333	3	3	6	2.7	2	0	1	3	0	0	3	3.5		
SC STATE	1/5/13	4	1-2	.588	0-0	1.000	0-0	.333	1	0	1	2.4	1	0	0	0	0	0	2	3.3		
at Miss State	1/9/13	18	1-4	.524	0-1	.500	2-2	.500	3	3	6	2.9	2	0	0	3	0	0	4	3.4		
AUBURN	1/12/13	2	0-0	.524	0-0	.500	0-0	.500	0	0	0	2.6	0	0	1	0	0	0	0	3.0		
at LSU	1/16/13	*	12	3-4	.560	0-0	.500	0-0	.500	0	2	2.5	2	0	1	1	1	0	6	3.3		
VANDERBILT	1/19/13	*	7	0-2	.519	0-1	.333	2-2	.600	0	0	0	2.3	2	0	0	0	0	2	3.2		
at Missouri	1/22/13																					
ARKANSAS	1/26/13																					
at Florida	1/30/13																					
GEORGIA	2/2/13																					
at Kentucky	2/5/13																					
TENNESSEE	2/10/13																					
LSU	2/14/13																					
at Alabama	2/16/13																					
OLE MISS	2/20/13																					
at Georgia	2/23/13																					
MISSOURI	2/28/13																					
at Texas A&M	3/2/13																					
MISS STATE	3/6/13																					
at Vanderbilt	3/9/13																					

SEASON NOTES

Will miss the first six games of the 2012-13 season, as the NCAA has determined that he received impermissible benefits from his host family prior to enrolling at the University of South Carolina ... Saw first action of the season vs. St. John's (Nov. 29), scoring three points and collecting two rebounds ... Scored two points vs. Clemson (Dec. 2) ... Solid vs. Jacksonville (Dec. 7), scoring nine points, five rebounds and four assists ... Scored two points in six minutes vs. Appalachian State (Dec. 19) ... Saw action vs. Manhattan (Dec. 22), scoring two points ... Collected a season high six rebounds vs. Presbyterian (Dec. 29) ... Saw action vs. SC State (Jan. 5) ... Matched a season high with six rebounds at Miss. State (Jan. 9) ... Posted one assist vs. Auburn (Jan. 12) ... Earned first career start at LSU (Jan. 16), posting six points and two rebounds ... Scored two points vs. Vandy (Jan. 19) ...

CAREER STATISTICS

Season	GP-GS	Min	Avg	FG	FGA	Pct	3FG	3FGA	Pct	FT	FTA	Pct	Off	Def	Tot	Avg	PF	FO	Ast	TO	Blk	Stl	Pts	Avg
2012-13	11-2	106	9.6	14	27	.519	1	3	.333	6	10	.600	12	13	25	2.3	17	0	8	14	1	0	35	3.2

CAREER SEC STATISTICS

Season	GP-GS	Min	Avg	FG	FGA	Pct	3FG	3FGA	Pct	FT	FTA	Pct	Off	Def	Tot	Avg	PF	FO	Ast	TO	Blk	Stl	Pts	Avg
2013	4-2	39	9.8	4	10	.400	0	2	.000	4	4	1.000	3	5	8	2.0	6	0	2	4	1	0	12	3.0



#12 - AUSTIN CONSTABLE

FRESHMAN | GUARD | 6'0" | 175 | HS
WEST CHESTER, PA./HENDERSON

CONSTABLE'S SEASON HIGHS

POINTS
-

FIELD GOALS
-

FIELD GOAL ATTEMPTS
2, vs. Presbyterian (Dec. 29, 2012)

3-POINT FIELD GOALS
-

3-POINT FIELD GOAL ATTEMPTS
1, vs. Presbyterian (Dec. 29, 2012)

FREE THROWS
-

FREE THROW ATTEMPTS
-

REBOUNDS
-

ASSISTS
-

BLOCKS
-

STEALS
-

MINUTES PLAYED
2, vs. Presbyterian (Dec. 29, 2012)

2012-13

Opponent	Date	GS	Min	FG-FGA	Pct	3FG-FGA	Pct	FT-FTA	Pct	Off	Def	Tot	Avg	PF	FO	A	TO	Blk	Stl	Pts	Avg	
MILWAUKEE	11/11/12	-	-	-	-	-	-	-	-	-	-	-	-	-	-	-	-	-	-	-	-	-
MORGAN STATE	11/16/12	-	-	-	-	-	-	-	-	-	-	-	-	-	-	-	-	-	-	-	-	-
RIDER	11/19/12	-	-	-	-	-	-	-	-	-	-	-	-	-	-	-	-	-	-	-	-	-
ELON	11/21/12	-	-	-	-	-	-	-	-	-	-	-	-	-	-	-	-	-	-	-	-	-
vs. Missouri State	11/24/12	-	-	-	-	-	-	-	-	-	-	-	-	-	-	-	-	-	-	-	-	-
vs. UALR	11/25/12	1	0-0	.000	0-0	.000	0-0	.000	0	0	0	0.0	0	0	0	0	0	0	0	0	0.0	
at St. John's	11/29/12	-	-	-	-	-	-	-	-	-	-	-	-	-	-	-	-	-	-	-	-	-
CLEMSON	12/2/12	-	-	-	-	-	-	-	-	-	-	-	-	-	-	-	-	-	-	-	-	-
JACKSONVILLE	12/7/12	2	0-0	.000	0-0	.000	0-0	.000	1	0	1	0.5	0	0	0	1	0	0	0	0	0.0	
APPALACHIAN ST	12/19/12	-	-	-	-	-	-	-	-	-	-	-	-	-	-	-	-	-	-	-	-	-
vs. Manhattan	12/22/12	-	-	-	-	-	-	-	-	-	-	-	-	-	-	-	-	-	-	-	-	-
PRESBYTERIAN	12/29/12	2	0-2	.000	0-1	.000	0-0	.000	0	0	0	0.3	0	0	0	0	0	0	0	0	0.0	
SC STATE	1/5/13	-	-	-	-	-	-	-	-	-	-	-	-	-	-	-	-	-	-	-	-	-
at Miss State	1/9/13	-	-	-	-	-	-	-	-	-	-	-	-	-	-	-	-	-	-	-	-	-
AUBURN	1/12/13	-	-	-	-	-	-	-	-	-	-	-	-	-	-	-	-	-	-	-	-	-
at LSU	1/16/13	-	-	-	-	-	-	-	-	-	-	-	-	-	-	-	-	-	-	-	-	-
VANDERBILT	1/19/13	-	-	-	-	-	-	-	-	-	-	-	-	-	-	-	-	-	-	-	-	-
at Missouri	1/22/13	-	-	-	-	-	-	-	-	-	-	-	-	-	-	-	-	-	-	-	-	-
ARKANSAS	1/26/13	-	-	-	-	-	-	-	-	-	-	-	-	-	-	-	-	-	-	-	-	-
at Florida	1/30/13	-	-	-	-	-	-	-	-	-	-	-	-	-	-	-	-	-	-	-	-	-
GEORGIA	2/2/13	-	-	-	-	-	-	-	-	-	-	-	-	-	-	-	-	-	-	-	-	-
at Kentucky	2/5/13	-	-	-	-	-	-	-	-	-	-	-	-	-	-	-	-	-	-	-	-	-
TENNESSEE	2/10/13	-	-	-	-	-	-	-	-	-	-	-	-	-	-	-	-	-	-	-	-	-
LSU	2/14/13	-	-	-	-	-	-	-	-	-	-	-	-	-	-	-	-	-	-	-	-	-
at Alabama	2/16/13	-	-	-	-	-	-	-	-	-	-	-	-	-	-	-	-	-	-	-	-	-
OLE MISS	2/20/13	-	-	-	-	-	-	-	-	-	-	-	-	-	-	-	-	-	-	-	-	-
at Georgia	2/23/13	-	-	-	-	-	-	-	-	-	-	-	-	-	-	-	-	-	-	-	-	-
MISSOURI	2/28/13	-	-	-	-	-	-	-	-	-	-	-	-	-	-	-	-	-	-	-	-	-
at Texas A&M	3/2/13	-	-	-	-	-	-	-	-	-	-	-	-	-	-	-	-	-	-	-	-	-
MISS STATE	3/6/13	-	-	-	-	-	-	-	-	-	-	-	-	-	-	-	-	-	-	-	-	-
at Vanderbilt	3/9/13	-	-	-	-	-	-	-	-	-	-	-	-	-	-	-	-	-	-	-	-	-

SEASON NOTES

Saw time vs. UALR (Nov. 25) ... Collected a rebound vs. Jacksonville (Dec. 7) ... Attempted two shots vs. Presbyterian (Dec. 29) ...

CAREER STATISTICS

Season	GP-GS	Min	Avg	FG	FGA	Pct	3FG	3FGA	Pct	FT	FTA	Pct	Off	Def	Tot	Avg	PF	FO	Ast	TO	Blk	Stl	Pts	Avg
2012-13	3-0	5	1.7	0	2	.000	0	1	.000	0	0	.000	1	0	1	0.3	0	0	0	1	0	0	0	0.0

CAREER SEC STATISTICS

Season	GP-GS	Min	Avg	FG	FGA	Pct	3FG	3FGA	Pct	FT	FTA	Pct	Off	Def	Tot	Avg	PF	FO	Ast	TO	Blk	Stl	Pts	Avg
2013																								



#25 - MINDAUGAS KACINAS

FRESHMAN | FORWARD | 6'7" | 210 | HS

KLAIPEDA, LITHUANIA/WORD OF LIFE FIRE TRADITIONAL SCHOOL

KACINAS' SEASON HIGHS

POINTS

18, vs. Rider (Nov. 19, 2012)

FIELD GOALS

8, vs. Rider (Nov. 19, 2012)

FIELD GOAL ATTEMPTS

11, twice, last vs. App State (Dec. 19, 2012)

3-POINT FIELD GOALS

1, 3 times, last vs. Clemson (Dec. 2, 2012)

3-POINT FIELD GOAL ATTEMPTS

3, twice, last vs. App State (Dec. 19, 2012)

FREE THROWS

6, vs. Milwaukee (Nov. 11, 2012)

FREE THROW ATTEMPTS

8, vs. Milwaukee (Nov. 11, 2012)

REBOUNDS

13, vs. Milwaukee (Nov. 11, 2012)

ASSISTS

3, twice, last vs. App State (Dec. 19, 2012)

BLOCKS

3, vs. Appalachian State (Dec. 19, 2012)

STEALS

2, vs. UALR (Nov. 25, 2012)

MINUTES PLAYED

35, vs. SC State (Jan. 5, 2013)

2012-13

Opponent	Date	GS	Min	FG-FGA	Pct	3FG-FGA	Pct	FT-FTA	Pct	Off	Def	Tot	Avg	PF	FO	A	TO	Blk	Stl	Pts	Avg	
MILWAUKEE	11/11/12	31	1-3	.333	0-1	1.000	6-8	.750	6	7	13	13.0	2	0	3	1	1	1	8	8.0		
MORGAN STATE	11/16/12	21	0-1	.250	0-0	.000	2-2	.800	3	0	3	8.0	3	0	0	3	0	1	2	5.0		
RIDER	11/19/12	32	8-11	.600	1-1	.500	1-2	.750	3	2	5	7.0	2	0	0	3	0	1	18	9.3		
ELON	11/21/12	26	1-2	.588	0-0	.500	1-2	.714	2	3	5	6.5	0	0	1	4	0	0	3	7.8		
vs. Missouri State	11/24/12	*	28	1-3	.550	0-1	.333	2-3	.706	0	5	6.2	2	0	1	5	2	0	4	7.0		
vs. UALR	11/25/12	27	5-7	.593	1-3	.333	2-3	.700	3	2	5	6.0	3	0	1	3	2	2	13	8.0		
at St. John's	11/29/12	24	4-7	.588	0-0	.333	1-4	.625	3	3	6	6.0	1	0	1	0	0	0	9	8.1		
CLEMSON	12/2/12	29	3-5	.600	1-2	.375	3-3	.667	1	2	3	5.6	5	1	1	1	1	0	10	8.4		
JACKSONVILLE	12/7/12	18	3-3	.619	0-0	.375	1-2	.655	1	2	3	5.3	4	0	0	2	2	0	7	8.2		
APPALACHIAN ST	12/19/12	*	34	5-11	.585	0-3	.273	2-2	.677	6	6	12	6.0	2	0	3	2	3	0	12	8.6	
vs. Manhattan	12/22/12	*	16	0-1	.574	0-0	.273	0-0	.677	0	1	5.5	3	0	0	1	0	0	0	7.8		
PRESBYTERIAN	12/29/12	*	25	6-8	.597	0-1	.250	1-1	.688	3	0	3	5.3	4	0	1	1	1	0	13	8.3	
SC STATE	1/5/13	*	35	4-7	.594	0-1	.231	1-2	.676	5	5	10	5.7	4	0	2	1	1	0	9	8.3	
at Miss State	1/9/13	*	30	0-3	.569	0-0	.231	0-0	.676	1	2	3	5.5	2	0	1	2	0	0	7.7		
AUBURN	1/12/13	*	17	2-3	.573	0-0	.231	2-2	.694	1	3	4	5.4	3	0	0	2	1	0	6	7.6	
at LSU	1/16/13	16	1-3	.564	0-2	.200	1-2	.684	1	1	2	5.2	2	0	0	1	0	0	3	7.3		
VANDERBILT	1/19/13	4	0-1	.557	0-0	.200	0-0	.684	0	1	1	4.9	1	0	0	0	0	0	0	6.9		
at Missouri	1/22/13																					
ARKANSAS	1/26/13																					
at Florida	1/30/13																					
GEORGIA	2/2/13																					
at Kentucky	2/5/13																					
TENNESSEE	2/10/13																					
LSU	2/14/13																					
at Alabama	2/16/13																					
OLE MISS	2/20/13																					
at Georgia	2/23/13																					
MISSOURI	2/28/13																					
at Texas A&M	3/2/13																					
MISS STATE	3/6/13																					
at Vanderbilt	3/9/13																					

SEASON NOTES

Collected 13 rebounds, including six on the offensive glass, and tied the contest with 18 seconds remaining in regulation on two free throws to send the game to overtime in season opener win vs. Milwaukee (Nov. 11) ... Scored two points and collected three rebounds vs. Morgan State (Nov. 16) ... Posted 18 points on eight made baskets vs. Rider (Nov. 19), playing in a season high 32 minutes ... Collected five rebounds vs. Elon (Nov. 21) ... Earned first-career start vs. Missouri State (Nov. 24), scoring four points and posting two blocks ... Scored 13 points vs. UALR (Nov. 25), while blocking two shots and collecting two steals ... Posted nine points and six rebounds off the bench vs. St. John's (Nov. 29) ... Scored 10 points off the bench vs. Clemson (Dec. 2) ... Scored seven points on a perfect 3-of-3 effort from the floor in win vs. Jacksonville (Dec. 7) ... Career night with 34 minutes played, posting first-career double-double with 12 points and a game-best 12 rebounds in win vs. Appalachian State (Dec. 19); also earned the start vs. the Mountaineers ... Named the SEC Freshman of the Week on Dec. 31 after scoring 13 points and collecting three rebounds vs. Presbyterian (Dec. 29) ... Played a season high 35 minutes vs. SC State (Jan. 5), collecting a team high 10 rebounds ... Saw action at Miss. State (Jan. 9) ... Scored six points and collected four rebounds with one block vs. Auburn (Jan. 12) ... Posted three points at LSU (Jan. 16) ... Saw action vs. Vandy (Jan. 19) ...

CAREER STATISTICS

Season	GP-GS	Min	Avg	FG	FGA	Pct	3FG	3FGA	Pct	FT	FTA	Pct	Off	Def	Tot	Avg	PF	FO	Ast	TO	Blk	Stl	Pts	Avg
2012-13	17-7	413	24.3	44	79	.557	3	15	.200	26	38	.684	39	45	84	4.9	43	1	15	32	14	5	117	6.9

CAREER SEC STATISTICS

Season	GP-GS	Min	Avg	FG	FGA	Pct	3FG	3FGA	Pct	FT	FTA	Pct	Off	Def	Tot	Avg	PF	FO	Ast	TO	Blk	Stl	Pts	Avg
2013	4-2	67	16.8	3	10	.300	0	2	.000	3	4	.750	3	7	10	2.5	8	0	1	5	1	0	9	2.3



#35 - BRIAN STEELE

FRESHMAN | FORWARD | 6'5" | 196 | HS
GREENVILLE, S.C./WADE HAMPTON SCHOOL

STEELE'S SEASON HIGHS

POINTS
2, vs. Presbyterian (Dec. 29, 2012)

FIELD GOALS
-

FIELD GOAL ATTEMPTS
1, vs. Presbyterian (Dec. 29, 2012)

3-POINT FIELD GOALS
-

3-POINT FIELD GOAL ATTEMPTS
-

FREE THROWS
2, vs. Presbyterian (Dec. 29, 2012)

FREE THROW ATTEMPTS
2, vs. Presbyterian (Dec. 29, 2012)

REBOUNDS
-

ASSISTS
-

BLOCKS
-

STEALS
1, vs. Presbyterian (Dec. 29, 2012)

MINUTES PLAYED
2, vs. Jacksonville (Dec. 7, 2012)

2012-13

Opponent	Date	GS	Min	FG-FGA	Pct	3FG-FGA	Pct	FT-FTA	Pct	Off	Def	Tot	Avg	PF	FO	A	Blk	Stl	Pts	Avg	
MILWAUKEE	11/11/12	-	-	-	-	-	-	-	-	-	-	-	-	-	-	-	-	-	-	-	-
MORGAN STATE	11/16/12	-	-	-	-	-	-	-	-	-	-	-	-	-	-	-	-	-	-	-	-
RIDER	11/19/12	-	-	-	-	-	-	-	-	-	-	-	-	-	-	-	-	-	-	-	-
ELON	11/21/12	-	-	-	-	-	-	-	-	-	-	-	-	-	-	-	-	-	-	-	-
vs. Missouri State	11/24/12	-	-	-	-	-	-	-	-	-	-	-	-	-	-	-	-	-	-	-	-
vs. UALR	11/25/12	-	-	-	-	-	-	-	-	-	-	-	-	-	-	-	-	-	-	-	-
at St. John's	11/29/12	-	-	-	-	-	-	-	-	-	-	-	-	-	-	-	-	-	-	-	-
CLEMSON	12/2/12	-	-	-	-	-	-	-	-	-	-	-	-	-	-	-	-	-	-	-	-
JACKSONVILLE	12/7/12	2	0-0	.000	0-0	.000	0-0	.000	0	1	1	1.0	1	0	0	1	0	0	0	0.0	0.0
APPALACHIAN ST	12/19/12	-	-	-	-	-	-	-	-	-	-	-	-	-	-	-	-	-	-	-	-
vs. Manhattan	12/22/12	-	-	-	-	-	-	-	-	-	-	-	-	-	-	-	-	-	-	-	-
PRESBYTERIAN	12/29/12	2	0-1	.000	0-0	.000	2-2	1.000	0	0	0	0.0	0	0	0	0	1	2	1.0	1.0	1.0
SC STATE	1/5/13	-	-	-	-	-	-	-	-	-	-	-	-	-	-	-	-	-	-	-	-
at Miss State	1/9/13	-	-	-	-	-	-	-	-	-	-	-	-	-	-	-	-	-	-	-	-
AUBURN	1/12/13	-	-	-	-	-	-	-	-	-	-	-	-	-	-	-	-	-	-	-	-
at LSU	1/16/13	-	-	-	-	-	-	-	-	-	-	-	-	-	-	-	-	-	-	-	-
VANDERBILT	1/19/13	-	-	-	-	-	-	-	-	-	-	-	-	-	-	-	-	-	-	-	-
at Missouri	1/22/13	-	-	-	-	-	-	-	-	-	-	-	-	-	-	-	-	-	-	-	-
ARKANSAS	1/26/13	-	-	-	-	-	-	-	-	-	-	-	-	-	-	-	-	-	-	-	-
at Florida	1/30/13	-	-	-	-	-	-	-	-	-	-	-	-	-	-	-	-	-	-	-	-
GEORGIA	2/2/13	-	-	-	-	-	-	-	-	-	-	-	-	-	-	-	-	-	-	-	-
at Kentucky	2/5/13	-	-	-	-	-	-	-	-	-	-	-	-	-	-	-	-	-	-	-	-
TENNESSEE	2/10/13	-	-	-	-	-	-	-	-	-	-	-	-	-	-	-	-	-	-	-	-
LSU	2/14/13	-	-	-	-	-	-	-	-	-	-	-	-	-	-	-	-	-	-	-	-
at Alabama	2/16/13	-	-	-	-	-	-	-	-	-	-	-	-	-	-	-	-	-	-	-	-
OLE MISS	2/20/13	-	-	-	-	-	-	-	-	-	-	-	-	-	-	-	-	-	-	-	-
at Georgia	2/23/13	-	-	-	-	-	-	-	-	-	-	-	-	-	-	-	-	-	-	-	-
MISSOURI	2/28/13	-	-	-	-	-	-	-	-	-	-	-	-	-	-	-	-	-	-	-	-
at Texas A&M	3/2/13	-	-	-	-	-	-	-	-	-	-	-	-	-	-	-	-	-	-	-	-
MISS STATE	3/6/13	-	-	-	-	-	-	-	-	-	-	-	-	-	-	-	-	-	-	-	-
at Vanderbilt	3/9/13	-	-	-	-	-	-	-	-	-	-	-	-	-	-	-	-	-	-	-	-

SEASON NOTES

Returned to team for Clemson contest ... Posted two points on two made free throws vs. Presbyterian (Dec. 29) ...

CAREER STATISTICS

Season	GP-GS	Min	Avg	FG	FGA	Pct	3FG	3FGA	Pct	FT	FTA	Pct	Off	Def	Tot	Avg	PF	FO	Ast	TO	Blk	Stl	Pts	Avg
2012-13	2-0	4	2.0	0	1	.000	0	0	.000	2	2	1.000	0	0	0	0.0	1	0	0	0	0	1	2	1.0

CAREER SEC STATISTICS

Season	GP-GS	Min	Avg	FG	FGA	Pct	3FG	3FGA	Pct	FT	FTA	Pct	Off	Def	Tot	Avg	PF	FO	Ast	TO	Blk	Stl	Pts	Avg
2013																								

THE LAST TIME...

AN INDIVIDUAL PLAYER...

Scored 20 or more points:	South Carolina: Michael Carrera (23) at LSU, Jan. 16, 2013 in Baton Rouge, La. Opponent: Matthew Hezekiah (24), SC State, Jan. 5, 2013 in Columbia, S.C.
Scored 30 or more points:	South Carolina: Bruce Ellington, 31, at Furman, Dec. 22, 2010 in Greenville, S.C. Opponent: Deshaun Thomas, 30, Ohio State, Dec. 17, 2011 in Columbia, S.C.
Scored 35 or more points:	South Carolina: Devan Downey, 36 at Florida, Jan. 23, 2010 in Gainesville, Fla. Opponent: Joe Crawford (Kentucky), 35, March 5, 2008 in Columbia
Scored 40 or more points:	South Carolina: N/A thru 1992-93 season Opponent: Austin Carr (Notre Dame), 43, Dec. 30, 1969 in New Orleans, La.
Collected 20 or more rebounds:	South Carolina: Emmett Hall, 23 vs. College of Charleston, Dec. 22, 1993 in Columbia Opponent: Ekpe Udoh (Baylor), 20, Jan. 2, 2010 in Columbia
Collected 15 or more rebounds:	South Carolina: Lakeem Jackson, 15, vs. UALR, Nov. 25, 2012 in Puerto Vallarta, Mexico Opponent: Jared Sullinger (Ohio State), 19, Dec. 18, 2010 in Columbus, Ohio
Made 12 or more field goals:	South Carolina: Devan Downey, 12 vs. Georgia, Jan. 30, 2010 in Columbia Opponent: Matthew Hezekiah (12), SC State, Jan. 5, 2013 in Columbia, S.C.
Made 10 or more field goals:	South Carolina: Bruce Ellington, 11 vs. Furman, Dec. 22, 2010 in Greenville, S.C. Opponent: Deshaun Thomas, 13, Ohio State, Dec. 17, 2011 in Columbia, S.C.
Attempted 20 or more field goals:	South Carolina: Bruce Ellington (20) vs. Tennessee, Feb 25, 2012, in Columbia, S.C. Opponent: Zach Graham (20), Ole Miss, Feb. 22, 2011 in Columbia
Attempted 25 or more field goals:	South Carolina: Devan Downey, 25, at Kentucky, Feb. 25, 2010 in Lexington, Ky. Opponent: Kemmy Burgess (Alaska-Anchorage), 26, Nov. 24, 2005 in Anchorage, AK
Dished 10 or more assists:	South Carolina: Devan Downey, 11, vs. LSU, March 13, 2008 in Atlanta, Ga. Opponent: 11, Dee Bost, Mississippi State, Feb. 29, 2012 in Columbia, S.C.
Swiped 5 or more steals:	South Carolina: Brenton Williams, 5, vs. Western Carolina, Nov. 11, 2011 in Columbia Opponent: 5, DeWayne Jackson, Morgan State, Nov. 16, 2012 in Columbia, S.C.
Blocked 5 or more shots:	South Carolina: Damontre Harris, 5, vs. Georgia, Feb. 15, 2012 in Columbia, S.C. Opponent: K.J. McDaniels (5), Clemson, Dec. 2, 2012 in Columbia, S.C.
Made 5 or more 3-point field goals:	South Carolina: Damien Leonard (5), vs. Auburn, Jan. 12, 2013 in Columbia, S.C. Opponent: Shane Richards (6), Manhattan, Dec. 22, 2012 in Brooklyn, N.Y.
Attempted 8 or more 3-point field goals:	South Carolina: Damien Leonard (8) vs. Auburn, Jan. 12, 2013 in Columbia, S.C. Opponent: Shane Richards (11), Manhattan, Dec. 22, 2012 in Brooklyn, N.Y.
Made 10 or more free throws:	South Carolina: Malik Cooke, 10, vs. Miss Valley State, Nov. 22, 2011 in Columbia, S.C. Opponent: Gerard Coleman (10), Providence, Dec. 1, 2011 in Columbia, S.C.
Attempted 15 or more free throws:	South Carolina: Mike Boynton (19) vs. Arkansas, March 11, 2004 in Atlanta, Ga. Opponent: Amu Saaka (Furman), 14, Dec. 22, 2010 in Greenville, S.C.
Played all 40 minutes of regulation:	South Carolina: Devan Downey, 40, vs. Tennessee, March 14, 2008 in Atlanta, Ga. Opponent: Frank Sullivan, Auburn, Jan. 12, 2013 in Columbia, S.C.
A player hit a last-second shot to win a game:	South Carolina: Bruce Ellington vs. Alabama (Jan. 25, 2012) in Columbia, S.C. Opponent: Brian Bryant, Mississippi State, Feb. 29, 2012 in Columbia, S.C.
A player had a double-double:	South Carolina: Michael Carrera (23 points, 10 rebounds) and Lakeem Jackson (11 points, 11 rebounds) at LSU, Jan. 16, 2013 in Baton Rouge, La. Opponent: Rob Chubb (16 points, 10 rebounds) Auburn, Jan. 12, 2013 in Columbia, S.C.
Two or more players had a double-double:	S. Carolina: Michael Carrera (23 points, 10 rebounds) and Lakeem Jackson (11 points, 11 rebounds) at LSU, Jan. 16, 2013 in Baton Rouge, La. Opponent: Renardo Sidney (12 points, 14 rebounds), Arnett Moultrie (15 points, 12 rebounds), Mississippi State, Feb. 29, 2012 in Columbia, S.C.
A player had a triple-double:	South Carolina: Sam Muldrow (16 points, 14 rebounds, 10 blocks) vs. Vanderbilt, Jan. 8, 2011 in Columbia *** Only second triple-double in South Carolina history (Chuck Eidson (25 points, 10 rebounds, 10 assists), vs. SC State, Nov. 29, 2002 in Columbia) Opponent: Daniel Hackett (Southern California - 22 points, 10 rebounds, 10 assists), Nov. 17, 2007 in Columbia
Scored 30 or more points in back-to-back games:	South Carolina: Devan Downey, 30 vs. Kentucky (Jan. 26, 2010) in Columbia 33 vs. Georgia (Jan. 30, 2010) in Columbia
Scored 25 or more points in back-to-back games:	South Carolina: Devan Downey, 33 vs. Georgia (Jan. 30, 2010) in Columbia 26 at Tennessee (Feb. 6, 2010) in Knoxville, Tenn.

A TEAM...

Scored 100 or more points:	South Carolina: 103 vs. The Citadel (Nov. 12, 2007) in Columbia Opponent: 107, Vanderbilt (Feb. 17, 1996) in Nashville, Tenn.
Scored 50 points or less:	South Carolina: 48 at Vanderbilt, Feb. 22, 2012, in Nashville, Tenn. Opponent: 45, Wofford, Dec. 28, 2011 in Columbia, S.C.
Scored 50 points in a half:	South Carolina: 57 (1st half; Dec. 7, 2012) vs. Jacksonville, Dec. 7, 2012 in Columbia, S.C. Opponent: 51 (2nd half; Nov. 29, 2012) St. John's in Queens, N.Y.
Failed to score 25 points in a half:	South Carolina: 19 (1st half) vs. Vanderbilt (Jan. 19, 2013) in Columbia, S.C. Opponent: 24 (1st half), Vanderbilt (Jan. 19, 2013) in Columbia, S.C.

Collected 50 or more rebounds:	South Carolina: 53 vs. WKU, Nov. 27, 2010 in Bowling Green, Ky. Opponent: 52, WKU, Nov. 27, 2010 in Bowling Green, Ky.
Shot 60% or better from the field:	South Carolina: 60.8% (31-51) at Western Carolina (Nov. 18, 2005) in Cullowhee, N.C. Opponent: 61.1% (33-54), Vanderbilt (Jan. 16, 2010) in Columbia
Shot 50% or better from the field:	South Carolina: 55.4% (31-56) vs. Jacksonville, Dec. 7, 2012 in Columbia, S.C. Opponent: 58.5% (24-41) Auburn, Jan. 12, 2013 in Columbia, S.C.
Shot less than 30% from the field:	South Carolina: 23.7 (14-59) vs. Vanderbilt (Jan. 19, 2013) in Columbia, S.C. Opponent: 25.9% (15-58), USC Upstate (Nov. 23, 2010) in Columbia
Shot 50% or better from 3-point range (at least 10 attempts):	South Carolina: 62.5% (10-16) vs. Jacksonville, Dec. 7, 2012 Opponent 50.0% (7-14) St. John's, Nov. 29, 2012 in Queens, N.Y.
Shot 20% or less from 3-point range (at least 10 attempts):	South Carolina: 19.0 (4-21), vs. Vanderbilt (Jan. 19, 2013) in Columbia, S.C. Opponent: 0-0% (0-7), SC State, Jan. 5, 2013 in Columbia, S.C.
Dished 20 or more assists:	South Carolina: 20, vs. Auburn, Jan. 12, 2013 in Columbia, S.C. Opponent: 22, vs. North Carolina, Nov. 25, 2011 in Las Vegas, Nevada
Made 35 or more shots:	South Carolina: 35 vs. Elon (Nov. 19, 2010) in Columbia Opponent: 35, Tennessee (March 5, 2009) in Columbia
Attempted 80 or more shots:	South Carolina: 83 vs. WKU (Nov. 27, 2010) in Bowling Green, Ky. Opponent: 83, LSU (Feb. 10, 1996) in Columbia
Attempted 70 or more shots:	South Carolina: 72, vs. Providence, Dec. 1, 2011 in Columbia Opponent: 79, WKU (Nov. 27, 2010) in Bowling Green, Ky.
Made 10 or more 3-pointers:	South Carolina: 10 vs. Jacksonville, Dec. 7, 2012 in Columbia, S.C. Opponent: 14, Milwaukee, Nov. 11, 2012 in Columbia, S.C.
Did not make a 3-pointer:	South Carolina: 0, vs. Milwaukee, Nov. 11, 2012 in Columbia, S.C. Opponent: 0, Miss. State, Jan. 9, 2013 in Starkville, Miss.
Attempted 30 or more 3-pointers:	South Carolina: 31 vs. Alabama, Jan. 25, 2012 in Columbia, S.C. Opponent: 33, Milwaukee, Nov. 11, 2012 in Columbia, S.C.
Attempted 25 or more 3-pointers:	South Carolina: 27 vs. Rider, Nov. 19, 2012 in Columbia, S.C. Opponent: 27, LSU, Jan. 16, 2013 in Baton Rouge, La.
Made 30 or more free throws:	South Carolina: 32 vs. Vanderbilt (Jan. 28, 2009) in Columbia Opponent: 31, Florida (Feb. 3, 2009) in Gainesville, Fla.
Attempted 40 or more free throws:	South Carolina: 44 vs. Georgia Southern (Nov. 16, 2009) in Columbia Opponent: 40, Florida (Feb. 3, 2009) in Gainesville, Fla.
Swiped 15 or more steals:	South Carolina: 15 vs. Vanderbilt (Jan. 16, 2010) in Columbia Opponent: 17, Indiana (Nov. 8, 1998) in Indianapolis, Ind.
Blocked 12 or more shots:	South Carolina: 12, vs. Vanderbilt, Jan. 8, 2011 in Columbia Opponent: 13, Syracuse (Jan. 21, 1999) in Syracuse, N.Y.
Blocked 8 or more shots:	South Carolina: 8, vs. Appalachian State, Dec. 19, 2012 in Columbia, S.C.. Opponent: 9, St. John's, Nov. 29, 2012 in Queens, N.Y.
Won by 30 or more points:	South Carolina: 35 vs. SC State (91-56), Jan. 4, 2011 in Columbia Opponent: 34, 86-52, Kentucky, Feb. 4, 2012, in Columbia, S.C.
Won by 20 or more points:	South Carolina: 28 vs. SC State, Jan. 3, 2012 in Columbia, S.C. Opponent: 24, St. John's, Nov. 29, 2012 in Queens, N.Y..
Played a single overtime game:	Win: 82-73 at LSU, Jan. 16, 2013 in Baton Rouge, La. Loss: 69-67, vs. Mississippi State, Feb. 29, 2012 in Columbia, S.C.
Played a double overtime game:	Win: 87-85 vs. WKU (Nov. 27, 2010) in Bowling Green, Ky. Loss: 98-88 vs. Louisville (Feb. 20, 1988) in Columbia
South Carolina played a No. 1 Team in the country:	Win: 68-62 vs. Kentucky (Jan. 26, 2010) in Columbia Loss: 86-52 loss vs. No. 1/1 Kentucky, Feb. 4, 2012, in Columbia, S.C.
South Carolina played a top-5 opponent:	Win: 68-62 vs. No. 1/1 Kentucky (Jan. 26, 2010) in Columbia Loss: 86-52 loss vs. No. 1/1 Kentucky, Feb. 4, 2012, in Columbia, S.C.
South Carolina played a top-10 opponent:	Win: 68-62 vs. No. 1/1 Kentucky (Jan. 26, 2010) in Columbia Loss: 86-52 loss vs. No. 1/1 Kentucky, Feb. 4, 2012, in Columbia, S.C.
South Carolina played a top-25 opponent:	Win: 83-75 (OT) win over No. 22/24 Vanderbilt, Jan. 8, 2011 in Columbia Loss: 86-52 loss vs. No. 1/1 Kentucky, Feb. 4, 2012, in Columbia, S.C.
South Carolina defeated a ranked opponent:	Home: 83-75 vs. No. 22/24 Vanderbilt (Jan. 8, 2011) in Columbia <u>Away: 77-73 at No. 13/19 Vanderbilt (March 6, 2010) in Nashville, Tenn.</u> SEC Home: 83-75 vs. No. 22/24 Vanderbilt (Jan. 8, 2011) in Columbia SEC Away: 77-73 at No. 13/19 Vanderbilt (March 6, 2010) in Nashville, Tenn. Non-conference away: 85-84 at No. 19/20 Baylor (Jan. 2, 2009) in Waco, Texas
A South Carolina win opened up the season:	Home: 82-75 (OT), vs. Milwaukee, Nov. 11, 2012, in Columbia, S.C. Away: 81-63 win at Western Carolina (Nov. 12, 2005) in Cullowhee, N.C. Neutral: 74-61 win vs. Chaminade (Nov. 19, 2001) in Maui, Hawaii (Maui Invite)
South Carolina opened up SEC play:	Home: 83-75 win vs. No. 22/24 Vanderbilt (Jan. 8, 2011) in Columbia Away: 56-54 loss at Miss. State (Jan. 9, 2013) in Starkville, Miss.



2012-13
 South Carolina Combined Team Statistics (as of Jan 19, 2013)
 All games

RECORD:	OVERALL	HOME	AWAY	NEUTRAL
ALL GAMES	11-6	7-4	1-2	3-0
CONFERENCE	1-3	0-2	1-1	0-0
NON-CONFERENCE	10-3	7-2	0-1	3-0

##	Player	gp-gs	min	avg	Total		3-Point		F-Throw		Rebounds			pf	dq	a	to	blk	stl	pts	avg	
					fg-fga	fg%	3fg-fga	3fg%	ft-fa	ft%	off	def	tot									avg
01	WILLIAMS, Brenton	17-6	390	22.9	60-128	.469	27-65	.415	57-69	.826	4	23	27	1.6	27	0	22	27	4	15	204	12.0
00	PAGE, LaShay	9-9	220	24.4	32-93	.344	14-45	.311	27-31	.871	4	26	30	3.3	16	0	8	14	1	3	105	11.7
23	ELLINGTON, Bruce	8-4	239	29.9	30-80	.375	6-26	.231	16-26	.615	4	15	19	2.4	23	1	14	26	2	13	82	10.3
24	CARRERA, Michael	12-7	240	20.0	38-81	.469	2-3	.667	44-54	.815	33	54	87	7.3	43	2	11	25	10	2	122	10.2
30	JACKSON, Lakeem	17-17	542	31.9	76-125	.608	0-1	.000	12-38	.316	49	77	126	7.4	41	0	39	39	13	11	164	9.6
02	RICHARDSON, Brian	17-5	349	20.5	48-122	.393	26-66	.394	20-27	.741	17	31	48	2.8	34	0	24	20	9	10	142	8.4
25	KACINAS, Mindaugas	17-7	413	24.3	44-79	.557	3-15	.200	26-38	.684	39	45	84	4.9	43	1	15	32	14	5	117	6.9
05	SMITH, Eric	17-17	485	28.5	34-99	.343	8-33	.242	26-39	.667	7	24	31	1.8	24	0	63	44	1	11	102	6.0
33	SLAWSON, RJ	17-10	273	16.1	27-62	.435	2-8	.250	27-39	.692	33	33	66	3.9	58	2	12	20	9	11	83	4.9
32	LEONARD, Damien	15-1	197	13.1	21-59	.356	13-36	.361	7-10	.700	11	22	33	2.2	14	0	8	17	1	4	62	4.1
14	CHATKEVICIUS, L.	11-2	106	9.6	14-27	.519	1-3	.333	6-10	.600	12	13	25	2.3	17	0	8	14	1	0	35	3.2
35	STEELE, Brian	2-0	4	2.0	0-1	.000	0-0	.000	2-2	1.000	0	1	1	0.5	1	0	0	1	0	1	2	1.0
55	PHILLIPS, Shane	6-0	12	2.0	0-2	.000	0-2	.000	0-0	.000	0	0	0	0.0	1	0	1	1	0	0	0	0.0
12	CONSTABLE, Austin	3-0	5	1.7	0-2	.000	0-1	.000	0-0	.000	1	0	1	0.3	0	0	0	1	0	0	0	0.0
Team											32	33	65				5					
Total.....		17	3475		424-960	.442	102-304	.336	270-383	.705	246	397	643	37.8	342	6	225	286	65	86	1220	71.8
Opponents.....		17	3475		404-920	.439	91-281	.324	260-394	.660	184	331	515	30.3	352	-	218	252	75	145	1159	68.2

TEAM STATISTICS	SC	OPP	Date	Opponent	Score	Att.	
SCORING	1220	1159	& 11/11/12	UW-MILWAUKEE	Wot 82-75	7335	
Points per game	71.8	68.2		11/16/12	MORGAN STATE	w 87-71	8019
Scoring margin	+3.6	-	& 11/19/12	RIDER	w 88-76	7157	
FIELD GOALS-ATT	424-960	404-920	11/21/12	ELON	L 53-65	6754	
Field goal pct	.442	.439	^ 11/24/12	vs Missouri State	Wot 74-67	303	
3 POINT FG-ATT	102-304	91-281	^ 11/25/12	vs UALR	w 74-62	276	
3-point FG pct	.336	.324	% 11/29/12	at St. John's	L 65-89	4902	
3-pt FG made per game	6.0	5.4	12/2/12	CLEMSON	L 55-64	10684	
FREE THROWS-ATT	270-383	260-394	12/7/12	JACKSONVILLE	w 91-74	6980	
Free throw pct	.705	.660	12/19/12	APPALACHIAN STATE	w 74-69	8118	
F-Throws made per game	15.9	15.3	12/22/12	vs Manhattan	w 63-57	0	
REBOUNDS	643	515	12/29/12	PRESBYTERIAN	w 76-60	7344	
Rebounds per game	37.8	30.3	1/5/13	SOUTH CAROLINA STATE	w 80-69	7394	
Rebounding margin	+7.5	-	* 01-09-13	at Mississippi State	L 54-56	6034	
ASSISTS	225	218	* 01-12-13	AUBURN	L 71-74	9117	
Assists per game	13.2	12.8	* 01/16/13	at LSU	Wot 82-73	6654	
TURNOVERS	286	252	* 1/19/13	VANDERBILT	L 51-58	11175	
Turnovers per game	16.8	14.8					
Turnover margin	-2.0	-					
Assist/turnover ratio	0.8	0.9					
STEALS	86	145					
Steals per game	5.1	8.5					
BLOCKS	65	75					
Blocks per game	3.8	4.4					
ATTENDANCE	90077	18169					
Home games-Avg/Game	11-8189	3-5863					
Neutral site-Avg/Game	-	3-193					

* = Conference game
 & = Hoops For Hope Classic (Columbia, S.C.)
 ^ = Hoops For Hope Classic (Puerto Vallarta, Mexico)
 % = SEC/BIG EAST Challenge (Queens, N.Y.)

Score by Periods	1st	2nd	OT	Totals
South Carolina	581	594	45	1220
Opponents	537	600	22	1159



2012-13
 South Carolina Combined Team Statistics (as of Jan 19, 2013)
 Conference games

RECORD:	OVERALL	HOME	AWAY	NEUTRAL
ALL GAMES	1-3	0-2	1-1	0-0
CONFERENCE	1-3	0-2	1-1	0-0
NON-CONFERENCE	0-0	0-0	0-0	0-0

##	Player	gp-gs	min	avg	Total		3-Point		F-Throw		Rebounds				pf	dq	a	to	blk	stl	pts	avg
					fg-fga	fg%	3fg-fga	3fg%	ft-fa	ft%	off	def	tot	avg								
23	ELLINGTON, Bruce	4-4	131	32.8	17-47	.362	4-17	.235	5-9	.556	2	5	7	1.8	13	1	10	15	1	10	43	10.8
24	CARRERA, Michael	4-1	82	20.5	12-27	.444	0-1	.000	15-17	.882	11	18	29	7.3	16	1	5	7	3	1	39	9.8
01	WILLIAMS, Brenton	4-0	73	18.3	7-30	.233	4-16	.250	16-18	.889	0	4	4	1.0	6	0	4	7	0	3	34	8.5
30	JACKSON, Lakeem	4-4	125	31.3	13-21	.619	0-0	.000	5-12	.417	11	16	27	6.8	10	0	9	5	4	4	31	7.8
05	SMITH, Eric	4-4	130	32.5	9-23	.391	2-8	.250	8-12	.667	1	3	4	1.0	3	0	8	7	0	1	28	7.0
02	RICHARDSON, Brian	4-3	71	17.8	10-31	.323	6-17	.353	1-3	.333	7	5	12	3.0	7	0	3	3	2	5	27	6.8
33	SLAWSON, RJ	4-0	54	13.5	5-12	.417	1-3	.333	7-9	.778	6	10	16	4.0	13	0	2	5	0	2	18	4.5
32	LEONARD, Damien	4-0	53	13.3	6-14	.429	5-10	.500	0-1	.000	6	5	11	2.8	2	0	2	2	0	0	17	4.3
14	CHATKEVICIUS, L.	4-2	39	9.8	4-10	.400	0-2	.000	4-4	1.000	3	5	8	2.0	6	0	2	4	1	0	12	3.0
25	KACINAS, Mindaugas	4-2	67	16.8	3-10	.300	0-2	.000	3-4	.750	3	7	10	2.5	8	0	1	5	1	0	9	2.3
Team											3	7	10					1				
Total.....		4	825		86-225	.382	22-76	.289	64-89	.719	53	85	138	34.5	84	2	46	61	12	26	258	64.5
Opponents.....		4	825		85-191	.445	22-68	.324	69-102	.676	39	94	133	33.2	85	-	52	74	16	33	261	65.2

TEAM STATISTICS	SC	OPP	Date	Opponent	Score	Att.
SCORING	258	261	* 01-09-13	at Mississippi State	L 54-56	6034
Points per game	64.5	65.2	* 01-12-13	AUBURN	L 71-74	9117
Scoring margin	-0.7	-	* 01/16/13	at LSU	Wot 82-73	6654
FIELD GOALS-ATT	86-225	85-191	* 1/19/13	VANDERBILT	L 51-58	11175
Field goal pct	.382	.445	* = Conference game			
3 POINT FG-ATT	22-76	22-68	& = Hoops For Hope Classic (Columbia, S.C.)			
3-point FG pct	.289	.324	^ = Hoops For Hope Classic (Puerto Vallarta, Mexico)			
3-pt FG made per game	5.5	5.5	% = SEC/BIG EAST Challenge (Queens, N.Y.)			
FREE THROWS-ATT	64-89	69-102				
Free throw pct	.719	.676				
F-Throws made per game	16.0	17.3				
REBOUNDS	138	133				
Rebounds per game	34.5	33.2				
Rebounding margin	+1.3	-				
ASSISTS	46	52				
Assists per game	11.5	13.0				
TURNOVERS	61	74				
Turnovers per game	15.3	18.5				
Turnover margin	+3.3	-				
Assist/turnover ratio	0.8	0.7				
STEALS	26	33				
Steals per game	6.5	8.3				
BLOCKS	12	16				
Blocks per game	3.0	4.0				
ATTENDANCE	20292	12688				
Home games-Avg/Game	2-10146	2-6344				
Neutral site-Avg/Game	-	0-0				

Score by Periods	1st	2nd	OT	Totals
South Carolina	119	126	13	258
Opponents	121	136	4	261



2012-13
 South Carolina Team Game-by-Game Comparison (as of Jan 20, 2013)
 All games

Opponent	1st	2nd	Score	Mar	Total FG	FG Pct	3-Pointers	3FG Pct	Free Throws	FT Pct	Rebounds	Assist	T/Over	Block	Steal	Fouls
UW-MILWAUKEE	23/38	43/28	82-75	+7	28-63/26-67	.444/.388	0-11/14-33	.000/.424	26-31/9-19	.839/.474	45/33 +12	11/17	17/15	7/3	5/7	16/24
MORGAN STATE	45/41	42/30	87-71	+16	30-57/28-53	.526/.528	6-16/2-13	.375/.154	21-26/13-20	.808/.650	35/22 +13	10/13	20/20	2/4	5/11	20/20
RIDER	44/37	44/39	88-76	+12	32-60/27-53	.533/.509	13-27/6-14	.481/.429	11-14/16-21	.786/.762	33/23 +10	22/13	18/17	2/2	5/9	20/13
ELON	23/31	30/34	53-65	(12)	18-56/26-57	.321/.456	6-19/8-15	.316/.533	11-17/5-11	.647/.455	43/30 +13	10/13	22/14	5/6	7/12	16/19
Missouri State	28/33	30/25	74-67	+7	22-39/23-59	.564/.390	8-18/5-19	.444/.263	22-28/16-28	.786/.571	33/29 +4	13/7	25/13	5/0	2/10	24/24
UALR	39/22	35/40	74-62	+12	28-50/23-57	.560/.404	6-16/5-16	.375/.313	12-17/11-23	.706/.478	40/25 +15	14/14	21/12	5/3	9/11	20/18
St. John's	26/38	39/51	65-89	(24)	24-65/33-58	.369/.569	5-23/7-14	.217/.500	12-21/16-24	.571/.667	43/31 +12	10/19	12/7	1/9	2/8	17/18
CLEMSON	27/28	28/36	55-64	(9)	18-52/17-39	.346/.436	4-15/3-11	.267/.273	15-22/27-37	.682/.730	36/29 +7	10/8	19/13	4/8	3/10	28/25
JACKSONVILLE	57/30	34/44	91-74	+17	31-56/26-68	.554/.382	10-16/3-20	.625/.150	19-29/19-28	.655/.679	42/31 +11	20/11	17/7	6/8	3/7	25/22
APPALACHIAN STATE	37/35	37/34	74-69	+5	28-61/23-63	.459/.365	5-15/4-14	.333/.286	13-19/19-22	.684/.864	37/40 (3)	18/12	17/17	8/4	4/6	21/24
Manhattan	36/30	27/27	63-57	+6	20-49/18-45	.408/.400	6-20/8-24	.300/.333	17-25/13-24	.680/.542	42/23 +19	10/16	19/13	1/4	6/13	19/21
PRESBYTERIAN	40/24	36/36	76-60	+16	27-56/23-49	.482/.469	7-16/4-13	.438/.308	15-24/10-13	.625/.769	34/25 +9	15/10	9/15	4/4	5/5	14/18
SOUTH CAROLINA STATE	37/29	43/40	80-69	+11	32-71/26-61	.451/.426	4-16/0-7	.250/.000	12-21/17-22	.571/.773	42/41 +1	16/13	9/15	3/4	4/3	18/21
Mississippi State	26/26	28/30	54-56	(2)	20-51/19-49	.392/.388	8-21/0-10	.381/.000	6-11/18-25	.545/.720	38/29 +9	10/8	24/17	5/8	7/14	20/15
AUBURN	39/38	32/36	71-74	(3)	26-57/24-41	.456/.585	8-20/8-18	.400/.444	11-16/18-28	.688/.643	31/24 +7	20/14	15/17	3/3	4/9	24/23
LSU	35/33	34/36	82-73	+9	26-58/26-64	.448/.406	2-14/8-27	.143/.296	28-37/13-16	.757/.813	36/40 (4)	9/15	15/22	2/3	6/9	16/26
VANDERBILT	19/24	32/34	51-58	(7)	14-59/16-37	.237/.432	4-21/6-13	.190/.462	19-25/20-33	.760/.606	33/40 (7)	7/15	7/18	2/2	9/1	24/21

Note: Game totals are displayed in the format TEAM/OPPONENT for each category



2012-13
 South Carolina Category Leaders (as of Jan 20, 2013)
 All games

Points	G	Pts	Pts/G
WILLIAMS, Brenton	17	204	12.0
JACKSON, Lakeem	17	164	9.6
RICHARDSON, Brian	17	142	8.4
CARRERA, Michael	12	122	10.2
KACINAS, Mindaugas	17	117	6.9
PAGE, LaShay	9	105	11.7
SMITH, Eric	17	102	6.0
SLAWSON, RJ	17	83	4.9
ELLINGTON, Bruce	8	82	10.3
LEONARD, Damien	15	62	4.1
CHATKEVICIUS, L.	11	35	3.2
STEELE, Brian	2	2	1.0

FG Percentage	FG	Att	Pct
JACKSON, Lakeem	76	125	.608
KACINAS, Mindaugas	44	79	.557
CHATKEVICIUS, L.	14	27	.519
CARRERA, Michael	38	81	.469
WILLIAMS, Brenton	60	128	.469
SLAWSON, RJ	27	62	.435
RICHARDSON, Brian	48	122	.393
ELLINGTON, Bruce	30	80	.375
LEONARD, Damien	21	59	.356
PAGE, LaShay	32	93	.344
SMITH, Eric	34	99	.343
STEELE, Brian	0	1	.000
CONSTABLE, Austin	0	2	.000
PHILLIPS, Shane	0	2	.000

3-Point Percentage	3FG	Att	Pct
CARRERA, Michael	2	3	.667
WILLIAMS, Brenton	27	65	.415
RICHARDSON, Brian	26	66	.394
LEONARD, Damien	13	36	.361
CHATKEVICIUS, L.	1	3	.333
PAGE, LaShay	14	45	.311
SLAWSON, RJ	2	8	.250
SMITH, Eric	8	33	.242
ELLINGTON, Bruce	6	26	.231
KACINAS, Mindaugas	3	15	.200
PHILLIPS, Shane	0	2	.000
CONSTABLE, Austin	0	1	.000
JACKSON, Lakeem	0	1	.000

Free Throw Percent	FG	Att	Pct
STEELE, Brian	2	2	1.000
PAGE, LaShay	27	31	.871
WILLIAMS, Brenton	57	69	.826
CARRERA, Michael	44	54	.815
RICHARDSON, Brian	20	27	.741
LEONARD, Damien	7	10	.700
SLAWSON, RJ	27	39	.692
KACINAS, Mindaugas	26	38	.684
SMITH, Eric	26	39	.667
ELLINGTON, Bruce	16	26	.615
CHATKEVICIUS, L.	6	10	.600
JACKSON, Lakeem	12	38	.316

Scoring Average	G	Pts	Avg/G
WILLIAMS, Brenton	17	204	12.0
PAGE, LaShay	9	105	11.7
ELLINGTON, Bruce	8	82	10.3
CARRERA, Michael	12	122	10.2
JACKSON, Lakeem	17	164	9.6
RICHARDSON, Brian	17	142	8.4
KACINAS, Mindaugas	17	117	6.9
SMITH, Eric	17	102	6.0
SLAWSON, RJ	17	83	4.9
LEONARD, Damien	15	62	4.1
CHATKEVICIUS, L.	11	35	3.2
STEELE, Brian	2	2	1.0

Field Goal Attempts	G	Att	Att/G
WILLIAMS, Brenton	17	128	7.5
JACKSON, Lakeem	17	125	7.4
RICHARDSON, Brian	17	122	7.2
SMITH, Eric	17	99	5.8
PAGE, LaShay	9	93	10.3

Field Goals Made	G	Made	Made/G
JACKSON, Lakeem	17	76	4.5
WILLIAMS, Brenton	17	60	3.5
RICHARDSON, Brian	17	48	2.8
KACINAS, Mindaugas	17	44	2.6
CARRERA, Michael	12	38	3.2

3-Point FG Attempts	G	Att	Att/G
RICHARDSON, Brian	17	66	3.9
WILLIAMS, Brenton	17	65	3.8
PAGE, LaShay	9	45	5.0
LEONARD, Damien	15	36	2.4
SMITH, Eric	17	33	1.9

3-Point FG Made	G	Made	Made/G
WILLIAMS, Brenton	17	27	1.6
RICHARDSON, Brian	17	26	1.5
PAGE, LaShay	9	14	1.6
LEONARD, Damien	15	13	0.9
SMITH, Eric	17	8	0.5

Free Throw Attempts	G	Att	Att/G
WILLIAMS, Brenton	17	69	4.1
CARRERA, Michael	12	54	4.5
SMITH, Eric	17	39	2.3
SLAWSON, RJ	17	39	2.3
KACINAS, Mindaugas	17	38	2.2
JACKSON, Lakeem	17	38	2.2

Free Throws Made	G	Made	Made/G
WILLIAMS, Brenton	17	57	3.4
CARRERA, Michael	12	44	3.7
SLAWSON, RJ	17	27	1.6
PAGE, LaShay	9	27	3.0
KACINAS, Mindaugas	17	26	1.5



2012-13
South Carolina Category Leaders (as of Jan 20, 2013)
All games

Rebounds	G	Reb	Reb/G
JACKSON, Lakeem	17	126	7.4
CARRERA, Michael	12	87	7.3
KACINAS, Mindaugas	17	84	4.9
SLAWSON, RJ	17	66	3.9
RICHARDSON, Brian	17	48	2.8

Rebound Average	G	Reb	Avg/G
JACKSON, Lakeem	17	126	7.4
CARRERA, Michael	12	87	7.3
KACINAS, Mindaugas	17	84	4.9
SLAWSON, RJ	17	66	3.9
PAGE, LaShay	9	30	3.3

Offensive Rebounds	G	No.	Avg/G
JACKSON, Lakeem	17	49	2.9
KACINAS, Mindaugas	17	39	2.3
SLAWSON, RJ	17	33	1.9
CARRERA, Michael	12	33	2.8
RICHARDSON, Brian	17	17	1.0

Defensive Rebounds	G	No.	Avg/G
JACKSON, Lakeem	17	77	4.5
CARRERA, Michael	12	54	4.5
KACINAS, Mindaugas	17	45	2.6
SLAWSON, RJ	17	33	1.9
RICHARDSON, Brian	17	31	1.8

Fouls	G	No.	Per/G
SLAWSON, RJ	17	58	3.4
CARRERA, Michael	12	43	3.6
KACINAS, Mindaugas	17	43	2.5
JACKSON, Lakeem	17	41	2.4
RICHARDSON, Brian	17	34	2.0

Foulsouts	G	No.
SLAWSON, RJ	17	2
CARRERA, Michael	12	2
KACINAS, Mindaugas	17	1
ELLINGTON, Bruce	8	1

Assists	G	No.	Ast/G
SMITH, Eric	17	63	3.7
JACKSON, Lakeem	17	39	2.3
RICHARDSON, Brian	17	24	1.4
WILLIAMS, Brenton	17	22	1.3
KACINAS, Mindaugas	17	15	0.9

Steals	G	No.	Stl/G
WILLIAMS, Brenton	17	15	0.9
ELLINGTON, Bruce	8	13	1.6
SLAWSON, RJ	17	11	0.6
JACKSON, Lakeem	17	11	0.6
SMITH, Eric	17	11	0.6

Blocked Shots	G	No.	Blk/G
KACINAS, Mindaugas	17	14	0.8
JACKSON, Lakeem	17	13	0.8
CARRERA, Michael	12	10	0.8
RICHARDSON, Brian	17	9	0.5
SLAWSON, RJ	17	9	0.5

Minutes	G	No.	Min/G
JACKSON, Lakeem	17	542	31.9
SMITH, Eric	17	485	28.5
KACINAS, Mindaugas	17	413	24.3
WILLIAMS, Brenton	17	390	22.9
RICHARDSON, Brian	17	349	20.5

Turnovers	G	No.	TO/G
SMITH, Eric	17	44	2.6
JACKSON, Lakeem	17	39	2.3
KACINAS, Mindaugas	17	32	1.9
WILLIAMS, Brenton	17	27	1.6
ELLINGTON, Bruce	8	26	3.3



2012-13
South Carolina Team High/Low Analysis (as of Jan 20, 2013)
All games

South Carolina - TEAM GAME HIGHS

POINTS	91	JACKSONVILLE (12/7/12)
	88	RIDER (11/19/12)
	87	MORGAN STATE (11/16/12)
	82	at LSU (01/16/13)
	82	UW-MILWAUKEE (11/11/12)
FIELD GOALS MADE	32	SOUTH CAROLINA STATE (1/5/13)
	32	RIDER (11/19/12)
FIELD GOAL ATTEMPTS	71	SOUTH CAROLINA STATE (1/5/13)
	65	at St. John's (11/29/12)
FIELD GOAL PERCENTAGE	.564 (22-39)	vs Missouri State (11/24/12)
	.560 (28-50)	vs UALR (11/25/12)
3 PT FIELD GOALS MADE	13	RIDER (11/19/12)
	10	JACKSONVILLE (12/7/12)
3 PT FG ATTEMPTS	27	RIDER (11/19/12)
	23	at St. John's (11/29/12)
3 PT FG PERCENTAGE	.625 (10-16)	JACKSONVILLE (12/7/12)
	.481 (13-27)	RIDER (11/19/12)
FREE THROWS MADE	28	at LSU (01/16/13)
	26	UW-MILWAUKEE (11/11/12)
FREE THROW ATTEMPTS	37	at LSU (01/16/13)
	31	UW-MILWAUKEE (11/11/12)
FREE THROW PERCENTAGE	.839 (26-31)	UW-MILWAUKEE (11/11/12)
	.808 (21-26)	MORGAN STATE (11/16/12)
REBOUNDS	45	UW-MILWAUKEE (11/11/12)
	43	at St. John's (11/29/12)
	43	ELON (11/21/12)
ASSISTS	22	RIDER (11/19/12)
	20	AUBURN (01-12-13)
	20	JACKSONVILLE (12/7/12)
STEALS	9	VANDERBILT (1/19/13)
	9	vs UALR (11/25/12)
BLOCKED SHOTS	8	APPALACHIAN STATE (12/19/12)
	7	UW-MILWAUKEE (11/11/12)
TURNOVERS	25	vs Missouri State (11/24/12)
	24	at Mississippi State (01-09-13)
FOULS	28	CLEMSON (12/2/12)
	25	JACKSONVILLE (12/7/12)



2012-13
South Carolina High/Low Analysis (as of Jan 20, 2013)
All games

Opponent - GAME HIGHS

POINTS	89	at St. John's (11/29/12)
	76	RIDER (11/19/12)
	75	UW-MILWAUKEE (11/11/12)
	74	AUBURN (01-12-13)
	74	JACKSONVILLE (12/7/12)
FIELD GOALS MADE	33	at St. John's (11/29/12)
	28	MORGAN STATE (11/16/12)
FIELD GOAL ATTEMPTS	68	JACKSONVILLE (12/7/12)
	67	UW-MILWAUKEE (11/11/12)
FIELD GOAL PERCENTAGE	.585 (24-41)	AUBURN (01-12-13)
	.569 (33-58)	at St. John's (11/29/12)
3 PT FIELD GOALS MADE	14	UW-MILWAUKEE (11/11/12)
	8	at LSU (01/16/13)
	8	AUBURN (01-12-13)
	8	vs Manhattan (12/22/12)
	8	ELON (11/21/12)
3 PT FG ATTEMPTS	33	UW-MILWAUKEE (11/11/12)
	27	at LSU (01/16/13)
3 PT FG PERCENTAGE	.533 (8-15)	ELON (11/21/12)
	.500 (7-14)	at St. John's (11/29/12)
FREE THROWS MADE	27	CLEMSON (12/2/12)
	20	VANDERBILT (1/19/13)
FREE THROW ATTEMPTS	37	CLEMSON (12/2/12)
	33	VANDERBILT (1/19/13)
FREE THROW PERCENTAGE	.864 (19-22)	APPALACHIAN STATE (12/19/12)
	.813 (13-16)	at LSU (01/16/13)
REBOUNDS	41	SOUTH CAROLINA STATE (1/5/13)
	40	VANDERBILT (1/19/13)
	40	at LSU (01/16/13)
	40	APPALACHIAN STATE (12/19/12)
ASSISTS	19	at St. John's (11/29/12)
	17	UW-MILWAUKEE (11/11/12)
STEALS	14	at Mississippi State (01-09-13)
	13	vs Manhattan (12/22/12)
BLOCKED SHOTS	9	at St. John's (11/29/12)
	8	at Mississippi State (01-09-13)
	8	JACKSONVILLE (12/7/12)
	8	CLEMSON (12/2/12)
TURNOVERS	22	at LSU (01/16/13)
	20	MORGAN STATE (11/16/12)
FOULS	26	at LSU (01/16/13)
	25	CLEMSON (12/2/12)



2012-13
 South Carolina High/Low Analysis (as of Jan 20, 2013)
 All games

South Carolina - GAME LOWS

POINTS	51	VANDERBILT (1/19/13)
	53	ELON (11/21/12)
	54	at Mississippi State (01-09-13)
	55	CLEMSON (12/2/12)
	63	vs Manhattan (12/22/12)
FIELD GOALS MADE	14	VANDERBILT (1/19/13)
	18	ELON (11/21/12)
	18	CLEMSON (12/2/12)
FIELD GOAL ATTEMPTS	39	vs Missouri State (11/24/12)
	49	vs Manhattan (12/22/12)
FIELD GOAL PERCENTAGE	.237 (14-59)	VANDERBILT (1/19/13)
	.321 (18-56)	ELON (11/21/12)
3 PT FIELD GOALS MADE	0	UW-MILWAUKEE (11/11/12)
	2	at LSU (01/16/13)
3 PT FG ATTEMPTS	11	UW-MILWAUKEE (11/11/12)
	14	at LSU (01/16/13)
3 PT FG PERCENTAGE	.000 (0-11)	UW-MILWAUKEE (11/11/12)
	.143 (2-14)	at LSU (01/16/13)
FREE THROWS MADE	6	at Mississippi State (01-09-13)
	11	RIDER (11/19/12)
	11	ELON (11/21/12)
	11	AUBURN (01-12-13)
FREE THROW ATTEMPTS	11	at Mississippi State (01-09-13)
	14	RIDER (11/19/12)
FREE THROW PERCENTAGE	.545 (6-11)	at Mississippi State (01-09-13)
	.571 (12-21)	at St. John's (11/29/12)
	.571 (12-21)	SOUTH CAROLINA STATE (1/5/13)
REBOUNDS	31	AUBURN (01-12-13)
	33	RIDER (11/19/12)
	33	vs Missouri State (11/24/12)
	33	VANDERBILT (1/19/13)
ASSISTS	7	VANDERBILT (1/19/13)
	9	at LSU (01/16/13)
STEALS	2	vs Missouri State (11/24/12)
	2	at St. John's (11/29/12)
BLOCKED SHOTS	1	at St. John's (11/29/12)
	1	vs Manhattan (12/22/12)
TURNOVERS	7	VANDERBILT (1/19/13)
	9	PRESBYTERIAN (12/29/12)
	9	SOUTH CAROLINA STATE (1/5/13)
FOULS	14	PRESBYTERIAN (12/29/12)
	16	UW-MILWAUKEE (11/11/12)
	16	ELON (11/21/12)
	16	at LSU (01/16/13)



2012-13
South Carolina High/Low Analysis (as of Jan 20, 2013)
All games

Opponent - GAME LOWS

POINTS	56		at Mississippi State (01-09-13)
	57		vs Manhattan (12/22/12)
	58		VANDERBILT (1/19/13)
	60		PRESBYTERIAN (12/29/12)
	62		vs UALR (11/25/12)
FIELD GOALS MADE	16		VANDERBILT (1/19/13)
	17		CLEMSON (12/2/12)
FIELD GOAL ATTEMPTS	37		VANDERBILT (1/19/13)
	39		CLEMSON (12/2/12)
FIELD GOAL PERCENTAGE	.365	(23-63)	APPALACHIAN STATE (12/19/12)
	.382	(26-68)	JACKSONVILLE (12/7/12)
3 PT FIELD GOALS MADE	0		SOUTH CAROLINA STATE (1/5/13)
	0		at Mississippi State (01-09-13)
3 PT FG ATTEMPTS	7		SOUTH CAROLINA STATE (1/5/13)
	10		at Mississippi State (01-09-13)
3 PT FG PERCENTAGE	.000	(0-7)	SOUTH CAROLINA STATE (1/5/13)
	.000	(0-10)	at Mississippi State (01-09-13)
FREE THROWS MADE	5		ELON (11/21/12)
	9		UW-MILWAUKEE (11/11/12)
FREE THROW ATTEMPTS	11		ELON (11/21/12)
	13		PRESBYTERIAN (12/29/12)
FREE THROW PERCENTAGE	.455	(5-11)	ELON (11/21/12)
	.474	(9-19)	UW-MILWAUKEE (11/11/12)
REBOUNDS	22		MORGAN STATE (11/16/12)
	23		RIDER (11/19/12)
	23		vs Manhattan (12/22/12)
ASSISTS	7		vs Missouri State (11/24/12)
	8		CLEMSON (12/2/12)
	8		at Mississippi State (01-09-13)
STEALS	1		VANDERBILT (1/19/13)
	3		SOUTH CAROLINA STATE (1/5/13)
BLOCKED SHOTS	0		vs Missouri State (11/24/12)
	2		RIDER (11/19/12)
	2		VANDERBILT (1/19/13)
TURNOVERS	7		at St. John's (11/29/12)
	7		JACKSONVILLE (12/7/12)
FOULS	13		RIDER (11/19/12)
	15		at Mississippi State (01-09-13)



2012-13
South Carolina Player High/Low Analysis (as of Jan 20, 2013)
All games

South Carolina - I N D I V I D U A L G A M E H I G H S

Points	23		CARRERA, Michael at LSU (01/16/13)
	22		PAGE, LaShay vs Missouri State (11/24/12)
	22		WILLIAMS, Brenton vs Rider (11/19/12)
	20		RICHARDSON, Brian at Mississippi State (01-09-13)
	20		PAGE, LaShay vs Morgan State (11/16/12)
Field Goals Made	8		ELLINGTON, Bruce vs Auburn (01-12-13)
	8		JACKSON, Lakeem vs South Carolina State (1/5/13)
	8		JACKSON, Lakeem vs Appalachian State (12/19/12)
	8		KACINAS, Mindaugas vs Rider (11/19/12)
Field Goal Att.	19		RICHARDSON, Brian at Mississippi State (01-09-13)
	18		PAGE, LaShay vs UW-Milwaukee (11/11/12)
FG Pct (min 5 made)	1.000	(7-7)	WILLIAMS, Brenton vs UALR (11/25/12)
	.875	(7-8)	JACKSON, Lakeem vs Rider (11/19/12)
3-Point FG Made	5		LEONARD, Damien vs Auburn (01-12-13)
	5		RICHARDSON, Brian at Mississippi State (01-09-13)
	5		WILLIAMS, Brenton vs Rider (11/19/12)
3-Point FG Att.	11		RICHARDSON, Brian at Mississippi State (01-09-13)
	8		LEONARD, Damien vs Auburn (01-12-13)
	8		WILLIAMS, Brenton vs Manhattan (12/22/12)
	8		WILLIAMS, Brenton vs Rider (11/19/12)
3-Pt FG Pct (min 2 made)	1.000	(4-4)	RICHARDSON, Brian vs Jacksonville (12/7/12)
	1.000	(2-2)	WILLIAMS, Brenton vs Appalachian State (12/19/12)
	1.000	(2-2)	ELLINGTON, Bruce vs Appalachian State (12/19/12)
Free Throws Made	9		CARRERA, Michael at LSU (01/16/13)
	9		WILLIAMS, Brenton at LSU (01/16/13)
Free Throw Att.	10		CARRERA, Michael at LSU (01/16/13)
	10		WILLIAMS, Brenton at LSU (01/16/13)
	10		ELLINGTON, Bruce vs Jacksonville (12/7/12)
FT Pct (min 3 made)	1.000	(8-8)	WILLIAMS, Brenton vs UW-Milwaukee (11/11/12)
	1.000	(6-6)	PAGE, LaShay vs Morgan State (11/16/12)
	1.000	(5-5)	PAGE, LaShay vs Appalachian State (12/19/12)
	1.000	(5-5)	CARRERA, Michael vs UW-Milwaukee (11/11/12)
	1.000	(4-4)	CARRERA, Michael vs Auburn (01-12-13)
	1.000	(4-4)	WILLIAMS, Brenton vs Clemson (12/2/12)
	1.000	(3-3)	SMITH, Eric vs Vanderbilt (1/19/13)
	1.000	(3-3)	KACINAS, Mindaugas vs Clemson (12/2/12)
	1.000	(3-3)	PAGE, LaShay vs UALR (11/25/12)
	1.000	(3-3)	RICHARDSON, Brian vs Rider (11/19/12)
	1.000	(3-3)	WILLIAMS, Brenton vs Rider (11/19/12)
	1.000	(3-3)	WILLIAMS, Brenton vs Morgan State (11/16/12)
Rebounds	15		JACKSON, Lakeem vs UALR (11/25/12)
	15		CARRERA, Michael vs UW-Milwaukee (11/11/12)
Assists	9		SMITH, Eric vs Appalachian State (12/19/12)
	7		SMITH, Eric vs South Carolina State (1/5/13)
	7		SMITH, Eric vs Jacksonville (12/7/12)
Steals	3		ELLINGTON, Bruce vs Vanderbilt (1/19/13)
	3		ELLINGTON, Bruce at LSU (01/16/13)
	3		SMITH, Eric vs UALR (11/25/12)
Blocked Shots	4		JACKSON, Lakeem at Mississippi State (01-09-13)
	3		SLAWSON, RJ vs Presbyterian (12/29/12)
	3		KACINAS, Mindaugas vs Appalachian State (12/19/12)
	3		CARRERA, Michael vs UW-Milwaukee (11/11/12)
Turnovers	9		ELLINGTON, Bruce at Mississippi State (01-09-13)

	7	SMITH, Eric vs Manhattan (12/22/12)
Fouls	5	ELLINGTON, Bruce vs Vanderbilt (1/19/13)
	5	CARRERA, Michael vs Auburn (01-12-13)
	5	KACINAS, Mindaugas vs Clemson (12/2/12)
	5	CARRERA, Michael vs Clemson (12/2/12)
	5	SLAWSON, RJ vs UALR (11/25/12)
	5	SLAWSON, RJ vs Morgan State (11/16/12)



2012-13
 South Carolina Opponent High/Low Analysis (as of Jan 20, 2013)
 All games

OPPONENT INDIVIDUAL GAME HIGHS

Points	28		AARON, Jordan vs UW-Milwaukee (11/11/12)
	26		HARRISON, D'Angelo at St. John's (11/29/12)
	26		Lindsey, Nurideen vs Rider (11/19/12)
	24		HEZEKIAH, Matthew vs South Carolina State (1/5/13)
	20		BLACK, Justin vs Morgan State (11/16/12)
Field Goals Made	12		HEZEKIAH, Matthew vs South Carolina State (1/5/13)
	9		Lindsey, Nurideen vs Rider (11/19/12)
	9		BLACK, Justin vs Morgan State (11/16/12)
	9		AARON, Jordan vs UW-Milwaukee (11/11/12)
Field Goal Att.	24		AARON, Jordan vs UW-Milwaukee (11/11/12)
	18		HEZEKIAH, Matthew vs South Carolina State (1/5/13)
FG Pct (min 5 made)	1.000	(6-6)	Greene Jr, Brian vs Auburn (01-12-13)
	.875	(7-8)	GARRETT, Amir at St. John's (11/29/12)
3-Point FG Made	7		AARON, Jordan vs UW-Milwaukee (11/11/12)
	6		Richards, Shane vs Manhattan (12/22/12)
3-Point FG Att.	14		AARON, Jordan vs UW-Milwaukee (11/11/12)
	11		HICKEY, Anthony at LSU (01/16/13)
	11		Richards, Shane vs Manhattan (12/22/12)
3-Pt FG Pct (min 2 made)	1.000	(2-2)	FULLER, Kyle vs Vanderbilt (1/19/13)
	1.000	(2-2)	Greene Jr, Brian vs Auburn (01-12-13)
	1.000	(2-2)	GREENE IV, Phil at St. John's (11/29/12)
	1.000	(2-2)	HAARSMA, James vs UW-Milwaukee (11/11/12)
Free Throws Made	9		Hall, Rod vs Clemson (12/2/12)
	8		Chubb, Rob vs Auburn (01-12-13)
	8		Roquez Johnson at Mississippi State (01-09-13)
	8		ADAMS, Adama vs South Carolina State (1/5/13)
	8		Kates, Donovan vs Manhattan (12/22/12)
Free Throw Att.	12		Hall, Rod vs Clemson (12/2/12)
	10		Roquez Johnson at Mississippi State (01-09-13)
	10		Brown, Rhameil vs Manhattan (12/22/12)
	10		Kates, Donovan vs Manhattan (12/22/12)
	10		Filer, Adonis vs Clemson (12/2/12)
FT Pct (min 3 made)	1.000	(8-8)	ADAMS, Adama vs South Carolina State (1/5/13)
	1.000	(7-7)	HUBBARD, Anthony vs Morgan State (11/16/12)
	1.000	(6-6)	CANTY, Jay vs Appalachian State (12/19/12)
	1.000	(4-4)	CARMOUCHE, Charles at LSU (01/16/13)
	1.000	(4-4)	FLEMING, Kordario vs Jacksonville (12/7/12)
	1.000	(4-4)	Marcus Marshall vs Missouri State (11/24/12)
	1.000	(3-3)	BASKIN, Tevin vs Appalachian State (12/19/12)
	1.000	(3-3)	TRICE, Jamaal vs Appalachian State (12/19/12)
	1.000	(3-3)	HAYWOOD, Jarvis vs Jacksonville (12/7/12)
	1.000	(3-3)	Neighbour, Will vs UALR (11/25/12)
Rebounds	14		HEZEKIAH, Matthew vs South Carolina State (1/5/13)
	11		GARRETT, Amir at St. John's (11/29/12)
Assists	7		Wallace, Josh vs Auburn (01-12-13)
	7		NEAL, Mike vs Appalachian State (12/19/12)
Steals	5		Fred Thomas at Mississippi State (01-09-13)
	5		JACKSON, DeWayne vs Morgan State (11/16/12)
Blocked Shots	5		McDaniels, K.J. vs Clemson (12/2/12)
	4		Colin Borchert at Mississippi State (01-09-13)
	4		BASKIN, Tevin vs Appalachian State (12/19/12)
Turnovers	8		JACKSON, DeWayne vs Morgan State (11/16/12)
	7		Craig Sword at Mississippi State (01-09-13)

Fouls	5	O'BRYANT,III, Johnny at LSU (01/16/13)
	5	Johnson,Noel vs Auburn (01-12-13)
	5	DOWNING, Jordan vs Presbyterian (12/29/12)
	5	Brown, Rhamel vs Manhattan (12/22/12)
	5	BASKIN, Tevin vs Appalachian State (12/19/12)
	5	Harrison, Damarcus vs Clemson (12/2/12)
	5	WINTERS, Ryan vs Elon (11/21/12)
	5	HUBBARD,Anthony vs Morgan State (11/16/12)
	5	AARON, Jordan vs UW-Milwaukee (11/11/12)