



SOUTH CAROLINA BASKETBALL

@GamecockMBB | #Gamecocks | GamecocksOnline.com | #HereSC

SOUTH CAROLINA (10-7, 1-4 SEC) vs. (1/1) KENTUCKY (18-0, 5-0 SEC)

Saturday, Jan. 24 • Colonial Life Arena (18,000) • Columbia, S.C. • 12 p.m. ET

2014-15 SCHEDULE

DATE	OPPONENT	TIME/BROADCAST
O. 26	Benedict +	W, 92-47
N. 14	North Florida	W, 81-56
N. 18	RV/RV Baylor \$	L, 69-65
N. 20	vs. Cornell %	W, 69-45
N. 21	vs. Charlotte %	L, 65-63
N. 23	vs. Akron %	L, 68-63
N. 26	UNC Asheville	W, 89-75
D. 1	at Marshall	W, 77-59
D. 6	RV/RV Oklahoma State !	W, 75-49
D. 19	Clemson	W, 68-45
D. 21	Coker	W, 78-52
D. 30	North Carolina A&T	W, 91-54
J. 3	vs. No. 9/9 Iowa State &	W, 64-60
J. 7	Florida*	L, 72-68
J. 10	at Ole Miss*	L, 65-49
J. 13	RV/RV Alabama*	W, 68-66
J. 17	at Auburn*	L, 71-68
J. 20	RV/- Tennessee*	L, 66-62
J. 24	No. 1/1 Kentucky*	12 p.m./ESPN
J. 28	at LSU*	7 p.m./SECN
J. 31	Georgia*	4 p.m./ESPNU
F. 3	at Arkansas*	9 p.m./SECN
F. 7	at Vanderbilt*	4 p.m./FSN
F. 10	Missouri*	7 p.m./SECN
F. 14	at Kentucky*	2 p.m./ESPN/2
F. 17	at Georgia*	7 p.m./SECN
F. 21	Texas A&M*	12 p.m./SECN
F. 24	at Alabama*	7 p.m./SECN
F. 28	Mississippi State*	6 p.m./SECN
M. 5	Arkansas*	7 p.m./ESPN/2
M. 7	at Tennessee*	4 p.m./FSN
M. 11-15	SEC Tournament (Nashville, Tenn.)	TBD

All home games in **bold** | All times listed Eastern
 * indicates SEC contest | + indicates exhibition | FSN - Fox Sports | SECN+ - SEC Network + | SECN - SEC Network | CBSSN - CBS Sports Network | \$ - ESPN College Hoops Marathon (Columbia, S.C.) | % - Charleston Classic (Charleston, S.C.) | ! - SEC/Big 12 Challenge (Columbia, S.C.) | & Brooklyn Hoops Presents (Brooklyn, N.Y.)



Head Coach: Frank Martin (FIU, '93)
Record At Carolina: 38-45 (3rd season)
Career Record: 155-99 (8th season)
Record vs. Kentucky: 1-2

Top scorer: Notice (11.9)
Top rebounder: Kacinas (5.6)
Top assist maker: Johnson (3.8)
Media Relations: Emily Feeney
Twitter: @GamecockMBB

GAMECOCKS



Head Coach: John Calipari (Clarion, '82)
Record At UK: 170-37 (6th)
Career Record: 615-177 (23rd)
Record vs. S. Carolina: 9-2

Top scorer: Aaron Harrison (11.5)
Top rebounder: Cauley-Stein (6.9)
Top assist maker: Andrew Harrison (4.1)
Media Relations: Eric Lindsey/Deb Moore
Twitter: @KentuckyMBB

WILDCATS

PROBABLE STARTERS

South Carolina	Ht.	Wt.	Yr.	Hometown	PPG	RPG	MPG
G - #10 Duane Notice	6-2	221	So.	Woodbridge, Ontario	11.9	2.6	27.2
G - #0 Sindarius Thornwell	6-5	206	So.	Lancaster, S.C.	11.1	5.3	28.0
G - #4 Tyrone Johnson	6-3	195	Sr.	Plainfield, N.J.	10.4	2.9	28.9
F - #21 Demetrius Henry	6-9	215	So.	Miami, Fla.	6.9	4.0	20.2
F - #14 Laimonas Chatkevicius	6-11	251	Jr.	Klaipeda, Lithuania	9.2	5.3	21.2

Kentucky	Ht.	Wt.	Yr.	Hometown	PPG	RPG	MPG
G - #5 Andrew Harrison	6-6	210	So.	Richmond, Texas	7.4	2.0	23.7
G - #2 Aaron Harrison	6-6	212	So.	Richmond, Texas	11.5	2.5	25.2
F - #15 Willie Cauley-Stein	7-0	240	Jr.	Olathe, Kan.	9.4	6.9	25.2
F - #12 Karl Anthony-Towns	6-11	250	Fr.	Piscataway, N.J.	8.3	6.6	19.7
F - #25 Dominique Hawkins	6-0	195	So.	Richmond, Ky.	1.9	0.8	10.2

TODAY'S GAME

South Carolina concludes a two-game homestand when top-ranked Kentucky visits Colonial Life Arena on Saturday. South Carolina won the most previous meeting between the two schools, posting a 72-67 win over the No. 17/15 Wildcats in Columbia on March 1, 2014. Saturday's matchup will be broadcast on ESPN at Noon. Mark Jones (pxp), Dick Vitale (analyst) and Kaylee Hartung (sideline) will be on the call.

GAME INFORMATION

Game Date: Saturday, Jan. 24, 2015
Game Time: 12 p.m. ET
Arena: Colonial Life Arena (18,000)
Broadcast: ESPN
Talent: Mark Jones (pxp), Dick Vitale (analyst)
 Kaylee Hartung (sideline)
Radio: Gamecock Radio Network
Talent: Andy Demetra (pxp), Casey Manning (analyst)
Sirius: 91; **XM:** 91
Live Stats: GamecocksOnline.com
Tickets: Sold out
Series: Kentucky leads 47-11
Last Meeting: 72-67 South Carolina win, March 1, 2014, in Columbia, S.C.

GAME STORYLINES

- South Carolina is in its 107th season of varsity basketball in 2014-15.
- The Gamecocks are led by third-year head coach Frank Martin. His associate head coach is Matt Figger, his assistant coaches are Perry Clark and Lamont Evans, and his director of operations is Andy Assaley.
- South Carolina battled back from a double-digit deficit in the second half, but a 3 from Justin McKie that would have tied the contest just missed with 16 seconds to go, and makes from the foul line sealed a 66-62 win for Tennessee on Tuesday at Colonial Life Arena. Sophomore guard Sindarius Thornwell posted an SEC season high 17 points in the contest, while sophomore forward Demetrius Henry added 12 points, eight rebounds and one block. Tennessee hit a Gamecock opponent high 57.5% (23-40) from the field, including 55.6% (10-18) from 3-point range in the game.
- The Gamecocks are 1-10 all-time against opponents ranked No. 1 in the AP poll. Their lone victory came in a 68-62 home win over Kentucky on Jan. 26, 2010.
- Saturday's contest vs. Kentucky is sold out. It is the sixth sellout in Colonial Life Arena history for a South Carolina men's basketball game, and the first since hosting Kentucky on Jan. 22, 2011.
- The South Carolina football team will be recognized at halftime of the game vs. Kentucky on Saturday. Head football coach Steve Spurrier and several players from the 2014 Duck Commander Independence Bowl championship squad are expected to be on hand, with the Head Ball Coach slated to address the crowd.



SOUTH CAROLINA GAMECOCKS

Overall: 10-7; SEC: 1-4; Home: 7-3; Away: 1-2; Neutral: 2-2

0		SINDARIUS THORNWELL - So. - G - 6-5 - 215 - Lancaster, S.C. MIN PTS RBS AST FG% 3FG% FT% 28.0 11.1 5.3 1.8 35.3 22.7 70.7	<ul style="list-style-type: none"> Crucial in Carolina's win vs. Iowa State, posting six points in final two minutes, also with key steal/Jan. 5 SEC Player of the Week Scored 13 points, with four rebounds in 28 minutes at Auburn Game high 17 points/8-9 at free throw line, 7 rebounds vs. Tennessee
1		MARCUS STROMAN - Fr. - G - 6-2 - 183 - Columbia, S.C. MIN PTS RBS AST FG% 3FG% FT% 21.4 4.7 3.1 3.8 40.9 20.0 58.5	<ul style="list-style-type: none"> 3.8 assists per game 7 points, 3 assists, 2 steals in season high 29 min. vs. Florida Two assists and two steals, with five points vs. Tennessee
4		TYRONE JOHNSON - Sr. - G - 6-3 - 195 - Plainfield, N.J. MIN PTS RBS AST FG% 3FG% FT% 28.9 10.4 2.9 3.8 41.1 28.6 81.8	<ul style="list-style-type: none"> 13 points on 4-of-9 shooting, including 3-of-4 from 3-point vs. Auburn; also team high four assists and two steals in 30 minutes vs. Tigers Leads team with 13.0 points and 3.6 assists per game in SEC play Six points, six assists and two steals in 34 min vs. Tennessee
5		TEMARCUS BLANTON - Fr. - G - 6-5 - 209 - Locust Grove, Ga. MIN PTS RBS AST FG% 3FG% FT% - - - - - - -	<ul style="list-style-type: none"> Out for the season after suffering a hip injury which required surgery Averaged 20.2 points and 8.0 rebounds per game as a senior when he helped lead his team to its first region tournament championship victory and state tournament victory
10		DUANE NOTICE - So. - G - 6-2 - 212 - Woodbridge, Ontario MIN PTS RBS AST FG% 3FG% FT% 27.2 11.9 2.6 2.8 42.0 34.7 77.8	<ul style="list-style-type: none"> Dec. 8 co-SEC Player of the Week Struggled at Ole Miss, hitting just 3-of-10 attempts for 9 points Foul trouble vs. Alabama; scored 8 points in the second half Led team with 16 points, hitting 6-of-14 and two assists at Auburn
-		AUSTIN CONSTABLE - Jr. - G - 5-11 - 178 - West Chester, Pa. MIN PTS RBS AST FG% 3FG% FT% - - - - - - -	<ul style="list-style-type: none"> Out for the season after suffering a knee injury. Saw action in three games last season, attempting one shot.
14		LAIMONAS CHATKEVICIUS - Jr. - F - 6-11 - 251 - Klaipeda, Lithuania MIN PTS RBS BLK FG% 3FG% FT% 21.2 9.2 5.3 1.4 58.9 41.7 73.1	<ul style="list-style-type: none"> Eight points and two blocks in SEC opener vs. Florida Four rebounds at Ole Miss, also one block Scored eight points in win vs. Alabama Second career double-double with 15 points, 11 rebs. at Auburn
15		REGGIE THEUS JR. - So. - F - 6-6 - 221 - Los Angeles, Calif. MIN PTS RBS AST FG% 3FG% FT% 2.4 0.4 0.1 0.0 50.0 0.0 0.0	<ul style="list-style-type: none"> Saw action in 11 games last season. Saw action vs. North Florida in 2014-15 season opener Saw action vs. Cornell, collecting one steal Scored first basket of the season vs. UNC Asheville
20		JUSTIN MCKIE - So. - G - 6-4 - 195 - Columbia, S.C. MIN PTS RBS AST FG% 3FG% FT% 13.1 4.2 1.9 0.4 36.4 27.6 78.9	<ul style="list-style-type: none"> Tallied career high with 12 points on 5-of-8 shooting at Marshall Solid vs. Clemson, posting five points with one steal Scored six points, with an assist, steal and block in win vs. NC A&T Six points and one block in 15 min vs. Florida
21		DEMETRIUS HENRY - So. - F - 6-9 - 226 - Miami, Fla. MIN PTS RBS BLK FG% 3FG% FT% 20.2 6.9 4.0 1.1 51.1 0.0 63.6	<ul style="list-style-type: none"> Seven points and five rebounds in win vs. Iowa State Six points and four rebounds vs. Florida Six points, one block and one steal vs. Alabama 12 points and eight rebounds, with one block in 26 min. vs. Tennessee
24		MICHAEL CARRERA - Jr. - F - 6-5 - 212 - Anzoátegui, Venezuela MIN PTS RBS BLK FG% 3FG% FT% 17.4 5.5 4.6 0.8 44.1 50.0 72.4	<ul style="list-style-type: none"> DNP vs. UNC Asheville, Marshall & OK State due to a concussion Tied for team high with six rebounds at Ole Miss Season high 12 points, eight rebounds in win vs. Alabama 8 points, 9 rebounds and two blocks vs. Tennessee
25		MINDAUGAS KACINAS - Jr. - F - 6-7 - 227 - Klaipeda, Lithuania MIN PTS RBS BLK FG% 3FG% FT% 20.9 6.9 5.6 0.4 61.8 42.9 79.4	<ul style="list-style-type: none"> Seven points and seven rebounds with two steals in win vs. Coker Team high 16 points, with 7 rebounds and two steals vs. NC A&T 9 points, including two late 3s, and five rebounds vs. Florida 10 points and 8 rebounds in just 17 minutes vs. Alabama
35		BRIAN STEELE - Jr. - F - 6-5 - 194 - Greenville, S.C. MIN PTS RBS AST FG% 3FG% FT% 6.5 1.1 0.7 0.5 23.5 23.1 0.0	<ul style="list-style-type: none"> Saw action in 22 games last season. Saw 15 minutes of play vs. North Florida, scoring six points with two made 3s in the game Scored three points with three rebounds and two assists vs. Cornell
12		SHAMIEK SHEPPARD - Fr. - G - 6-6 - 225 - Brooklyn, N.Y. MIN PTS RBS AST FG% 3FG% FT% 6.3 1.7 1.3 0.0 25.0 1.000 0.0	<ul style="list-style-type: none"> Suffered a knee injury during the summer which required surgery Cleared to return to practice following the break for the holidays Saw first college action vs. NC A&T, scoring three points and collecting two rebounds in five minutes of play/2 points vs. Iowa State

INTERVIEW POLICIES

All interview requests must be made in advance to SID Emily Feeny in the South Carolina Media Relations Office. Beginning with the start of practice in October, Feeny will release a weekly coach and student-athlete availability schedule to media on Mondays.

Post-Game Interview Policy: After each home game, the visiting coach will address the media first, followed by South Carolina student-athletes then South Carolina head coach Frank Martin. (Depending on deadline, this may be altered on a game-by-game basis).

Road Interview Policy: Interviews with Coach Martin while on the road will be scheduled according to the home post-game media procedure. No student-athlete interviews are allowed until after the game once the team leaves Columbia.

All interviews are to be coordinated through the Media Relations Office. This allows the staff to arrange the interview when it best suits the student-athlete's and the reporter's schedules. Please contact the Media Relations Office in advance to make your interview requests. Media are not permitted to contact student-athletes on their own at any time.

All interviews will take place at the designated media interview site for that day as listed in the weekly availability schedule or in the Media Relations Office.

Dormitory, apartment and cell phone numbers for student-athletes will not be provided to the media. Should you need to conduct a telephone interview with a student-athlete, a call will be placed to you from the student-athlete at a mutually agreeable time.

SOUTH CAROLINA MEDIA RELATIONS

Emily Feeny, primary contact
Associate Director

cell: 803-727-3284

e-mail: efeeny@mailbox.sc.edu

Twitter: @EmilyFeenySID

Website: www.GamecocksOnline.com

Facebook: www.Facebook.com/gamecocksonline

Twitter: @GamecockMBB

STAT COMPARISON

	SC	UK	NCAA Rank
Record	10-7	18-0	134/1
Conference Record	1-4	5-0	-
Current Streak	L2	W18	-
Scoring Avg.	70.5	75.5	111/31
Opponent Scoring Avg.	61.0	50.8	54/2
Scoring Margin	+9.5	+24.7	54/1
Field Goal %	.442	.457	138/74
Opponent Field Goal %	.366	.322	8/1
3-Point Field Goal %	.300	.358	302/111
Opponent 3-Point Field Goal %	.309	.270	57/7
3-Point Field Goal Made PG	4.8	6.2	301/190
3-Point Field Goal Attempts PG	15.9	17.2	298/188%
Free Throw %	.730	.688	49/176
Opponent Free Throw %	.710	.652	-
Rebounding Avg.	38.5	41.2	39/8
Opponent Rebounding Avg.	32.1	31.8	-
Rebounding Margin	+6.4	+9.4	25/7
Turnovers Avg.	14.1	11.4	275/49
Opponent Turnover Avg.	15.5	15.8	-
Assists Avg.	14.6	16.0	62/21
Blocks Avg.	4.9	8.1	44/1
Steals Avg.	7.1	7.7	90/60

% indicates total attempts

**** NCAA stats as of Jan. 22

BY THE NUMBERS

8th

South Carolina ranks eighth in the country in field goal percentage defense (36.6%) entering Saturday's matchup vs Kentucky. The Gamecocks have peaked at third in the country in the category this season.

90%

Senior guard Tyrone Johnson is leading the SEC in league contests with a mark of 90% at the charity stripe. He has hit 18-of-20 attempts.

\$269,470

In its two years, Frank and Anya Martin's B-Ball of the South has raised \$269,470, for the Coaches vs. Cancer initiative.

17

Carolina pulled down an SEC season high 17 offensive rebs. vs. Tenn., scoring 17 second-chance points. Carolina averages 12.4 offensive rebounds per game, which ranks 5th in the SEC in overall games.

A SOUTH CAROLINA WIN WOULD ...

- Be the second-straight win over Kentucky for the Gamecocks.
- Be Carolina's second-ever victory over an AP No. 1.
- Be Frank Martin's third-ever victory over an AP No. 1.

- Despite battling back from a 10-point halftime deficit to tie the contest midway through the second half, South Carolina suffered a 71-68 setback at Auburn on Jan. 13, falling to 1-3 in SEC play. Four Gamecocks scored in double figures, as the squad hit 50% from the field. Sophomore guard Duane Notice paced Carolina with 16 points, marking his sixth game this season with 15 or more points. Senior guard Ty Johnson added 13, sophomore guard Sindarius Thornwell chipped in 13 as well, and junior forward Laimonas Chatkevicius posted his first-ever SEC double-double with 15 points and a game-high 11 rebounds.

- Johnson has posted double-figures in four of five SEC games to date, and leads Carolina with 13.0 points per game in league play. He leads the league in SEC games with a 90.0% mark at the free throw line, having hit 18-of-20 thus far.

- South Carolina is averaging 74.5 points per game in home contests this season, holding a +14.1 scoring margin over its opponents in those contests.

- Carolina snapped a brief two-game losing streak on Jan. 13 when it posted a 68-66 win over visiting Alabama at Colonial Life Arena. South Carolina survived shooting slumps at both the beginning and end of the contest, and the Crimson Tide missed a game-winning 3 attempt at the buzzer. Senior guard Tyrone Johnson led Carolina for the third-straight game with 13 points, while junior forwards Mindaugas Kacinas and Michael Carrera chipped in 10 and 12 points, respectively. The duo each pulled down a team high eight rebounds as well.

- The Gamecocks enter Saturday's matchup with an RPI of 124. South Carolina has victories this season over three teams in the top 55 of the RPI in Iowa State (14), Oklahoma State (29) and Alabama (51).

- South Carolina suffered its second loss of the SEC season on Jan. 10, falling on the road to Ole Miss, 65-49. The Gamecocks struggled on both ends of the floor, hitting just 18-of-49, including a 4-of-20 mark from 3-point range. Ole Miss wasn't much better from the floor, however, they hit 50% from beyond the arc and 81.8% at the free throw line.

- The Gamecocks are in their 24th season of competition in the Southeastern Conference in 2015. Carolina owns a 139-238 (.368) all-time record in SEC play.

- Frank Martin owns a 60-63 (.487) all-time record in conference games.

- South Carolina suffered a 72-68 loss to visiting Florida on Jan. 7 in the SEC opener for both schools in Columbia. The Gamecocks had just one in double figures, with senior guard Ty Johnson posting 20 points. Carolina made just eight baskets in the second half, however, the Gamecocks hit 23-of-27 from the foul line (85.2%) in the contest.

- The loss to Florida snapped a seven-game South Carolina win streak. That streak was the longest for the Gamecocks since the opening of the 2003-04 campaign when Carolina won eight straight.

- South Carolina upset No. 9/9 Iowa State on Jan. 3 in a neutral site matchup vs. the Cyclones at the Barclays Center in Brooklyn, N.Y. Sophomore guard Duane Notice led three Gamecocks in double figures with 15 points, while senior guard Ty Johnson and sophomore guard Sindarius Thornwell posted 13 apiece. Thornwell notched six of those points in the final two minutes of the game, also collecting his lone steal of the contest to seal the win for Carolina.

- The Gamecocks, then-ranked fourth in the nation in opponent field goal percentage, held Iowa State to just 35.1 percent (20-57) from the field, which was 15 points below their average entering the game at 50.6 percent.

- Carolina and Iowa State combined for just three made 3s in the contest at the Barclays Center, with the Cyclones hitting just one - well below their season average of 8.7 made 3s per game entering the matchup.

- South Carolina received votes in both the AP and USA Today Coaches Top 25 Polls for the week of Jan. 5. It marked the first time that Carolina has received votes in the AP Poll since Jan. 2009, and the first time with votes in the Coaches Poll since March 2006.

ASSOCIATED PRESS TOP 25

Jan. 19, 2015

Rk.	Team	Record	Pts.
1	Kentucky (63)	17-0	1,623
2	Virginia (2)	17-0	1,562
3	Gonzaga	18-1	1,467
4	Villanova	17-1	1,429
5	Duke	15-2	1,345
6	Wisconsin	16-2	1,282
7	Arizona	16-2	1,228
8	Notre Dame	17-2	1,055
9	Iowa State	13-3	1,004
10	Louisville	15-3	1,003
11	Kansas	14-3	943
12	Utah	14-3	940
13	Maryland	17-2	937
14	Wichita St	16-2	857
15	North Carolina	14-4	803
16	Virginia Commonwealth	15-3	670
17	Texas	13-4	554
18	West Virginia	15-3	501
19	Oklahoma	12-5	445
20	Northern Iowa	16-2	387
21	Baylor	13-4	260
22	Dayton	15-2	241
23	Indiana	14-4	93
24	Seton Hall	13-4	91
25	Iowa	13-5	85

Others receiving votes: Oklahoma St 47, Miami (FL) 41, San Diego St 34, Georgetown 33, Stanford 31, Saint Mary's 18, Providence 17, Colorado St 16, Arkansas 15, Georgia 13, SMU 11, Butler 11, Michigan St 8, LSU 6, Old Dominion 5, Wyoming 4, Ohio State 3, Louisiana Tech 2, Tennessee 2, George Washington 1, Washington 1, St. John's 1

Dropped from rankings: Arkansas 19, Oklahoma St 24, Wyoming 25

USA TODAY COACHES TOP 25

Jan. 19, 2015

Rk.	Team	Record	Pts.
1	Kentucky (31)	17-0	799
2	Virginia (1)	17-0	768
3	Gonzaga	18-1	723
4	Villanova	17-1	697
5	Wisconsin	16-2	654
6	Duke	15-2	653
7	Arizona	16-2	602
8	Maryland	17-2	514
9	Notre Dame	17-2	504
10	Louisville	15-3	502
11	Utah	14-3	473
12	Iowa State	13-3	443
13	Wichita St	16-2	424
14	Kansas	14-3	422
15	North Carolina	14-4	390
16	Virginia Commonwealth	15-3	317
17	West Virginia	15-3	273
18	Texas	13-4	233
19	Northern Iowa	16-2	202
20	Oklahoma	12-5	195
21	Baylor	13-4	120
22	Dayton	15-2	100
23	Indiana	14-4	56
24	Seton Hall	13-4	40
25	Stanford	13-4	33

Others receiving votes: Arkansas 29, San Diego St 28, Iowa 27, Colorado St 26, Oklahoma St 24, Michigan St 17, Ohio State 15, Wyoming 14, Miami (FL) 13, SMU 12, Old Dominion 11, Georgetown 11, NC State 5, Butler 5, Saint Mary's 5, Valparaiso 4, Providence 4, Ole Miss 4, Kansas St 3, Stephen F. Austin 3, LSU 2, St. John's 1

Dropped from rankings: Arkansas 19, Oklahoma St 24, Ohio State 25



SOUTHEASTERN CONFERENCE STANDINGS

As of Jan. 22

Team	Conference	Overall
Kentucky	5-0	18-0
Tennessee	4-1	12-5
Florida	3-2	10-8
Georgia	3-2	12-5
LSU	3-2	14-4
Texas A&M	3-2	12-5
Alabama	2-2	12-5
Arkansas	2-2	13-4
Auburn	2-3	10-8
Ole Miss	2-3	11-7
Mississippi State	2-3	9-9
Missouri	1-4	7-11
South Carolina	1-4	10-8
Vanderbilt	1-4	11-7

COACHES TELECONFERENCE

The weekly SEC men's basketball coaches teleconference will be held every Monday beginning Monday, Jan. 6 through Monday, March 9. The 14 Southeastern Conference men's head basketball coaches will be featured from 10:00 -11:38 a.m. (CT).

Media representatives wishing to participate in the teleconference should contact the SEC Media Relations Department for further details. Each coach will appear on the teleconference for seven minutes, according to the following schedule:

ORDER OF APPEARANCE

(All Times Eastern)

11:00 a.m.	Kevin Stallings, Vanderbilt
11:07 a.m.	Billy Donovan, Florida
11:14 a.m.	Frank Martin, South Carolina
11:21 a.m.	Mark Fox, Georgia
11:28 a.m.	Johnny Jones, LSU
11:35 a.m.	John Calipari, Kentucky
11:42 a.m.	Donnie Tyndall, Tennessee
11:49 a.m.	Mike Anderson, Arkansas
11:56 a.m.	Anthony Grant, Alabama
12:03 a.m.	Bruce Pearl, Auburn
12:10 a.m.	Andy Kennedy, Ole Miss
12:17 a.m.	Rick Ray, Miss. State
12:24 a.m.	Kim Anderson, Missouri
12:31 a.m.	Billy Kennedy, Texas A&M

In addition, the SEC men's basketball teams who make it to postseason will be on a teleconference on Monday, March 16 beginning at 10:00 a.m. CT.

All SEC basketball teleconferences can be listened to on the internet at www.secsports.com shortly after the conclusion of the teleconference.

CAROLINA BENCH PRODUCTION

GAME	SC-OPP	DIFF.	SC HIGH BENCH SCORER	
			PTS.	REB.
North Florida	35-8	+27	Chatkevicius, 11	
Baylor	14-11	+3	Stroman, 10	
vs. Cornell	35-12	+23	Kacinas, 10	
vs. Charlotte	19-11	+8	Kacinas, 11	
vs. Akron	26-19	+7	Chatkevicius, 11	
UNC Asheville	21-16	+5	McKie, 8	
@Marshall	20-26	-5	McKie, 12	
Okla. State	19-21	-2	Kacinas, 9	
Clemson	19-12	+5	Carrera/Kacinas, 6	
Coker	11-10	+1	Kacinas, 7	
NC A&T	33-31	+2	Kacinas, 16	
vs. Iowa State	12-15	-3	Carrera/Kacinas, 3	
Florida	24-35	-11	Kacinas, 9	
@Ole Miss	11-8	+3	Carrera, 5	
Alabama	27-16	+11	Carrera, 12	
@Auburn	11-17	-6	Kacinas, 5	
Tennessee	22-13	+9	Carrera, 8	
Kentucky				
@LSU				
Georgia				
@Arkansas				
@Vanderbilt				
Missouri				
@Kentucky				
@Georgia				
Texas A&M				
@Alabama				
Miss. State				
Arkansas				
@Tennessee				
SEC Tourney				
NCAA Tourney				

SPECIALTY STATS

(PP) points in paint; (OT) points off turnovers; (2nd) second chance points; (FB) fast break points

(South Carolina-Opponent)

GAME	PP	OT	2ND	FB
North Florida	42-14	16-10	11-5	11-5
Baylor	30-22	19-15	8-10	10-4
vs. Cornell	18-14	15-14	13-4	4-4
vs. Charlotte	30-24	18-10	6-7	6-0
vs. Akron	38-24	17-19	17-4	8-6
UNC Asheville	38-16	15-20	12-8	14-10
@Marshall	41-20	25-18	10-17	17-4
Okla. State	32-16	13-12	9-17	16-2
Clemson	28-20	13-14	10-13	7-2
Coker	50-20	19-13	16-17	12-4
NC A&T	42-14	21-14	17-12	14-12
vs. Iowa State	36-32	13-17	4-12	12-10
Florida	22-26	21-14	8-9	13-6
@Ole Miss	26-12	17-13	4-10	6-0
Alabama	34-24	14-23	21-6	9-4
@Auburn	30-24	14-20	9-13	4-7
Tennessee	36-26	20-14	17-9	15-5
Kentucky				
@LSU				
Georgia				
@Arkansas				
@Vanderbilt				
Missouri				
@Kentucky				
@Georgia				
Texas A&M				
@Alabama				
Miss. State				
Arkansas				
@Tennessee				
SEC Tourney				
NCAA Tourney				
SC Total	573	290	192	178
SC Average	33.8	17.1	11.3	10.5
Opp Total	348	260	173	85
Opp Average	20.1	15.3	10.2	5.0

UNIVERSITY INFORMATION

Location..... Columbia, S.C.
 Founded.....1801
 Enrollment.....31,964
 Nickname..... Gamecocks
 Colors Garnet (PMS 202) and Black
 National Affiliation NCAA Division I
 Conference..... Southeastern (SEC)
 Athletics Web Address..... www.GamecocksOnline.com
 University Web Address..... www.sc.edu
 President Dr. Harris Pastides
 NCAA Representative Dr. Zach Kelehear
 Athletics Director Ray Tanner
 Basketball Administrator/Chief Operating Officer..... Kevin O'Connell

BASKETBALL STAFF/INFORMATION

Head Coach Frank Martin
 Alma Mater Florida International, '93
 Record At South Carolina/Seasons38-45 (.457), 3rd season
 Overall Record/Seasons 155-99 (.610), 8th season
 Assistant Coach Perry Clark (Gettysburg, '74)
 Assoc. Head Coach/Recruiting Coord. Matt Figger (Eastern Kentucky, '95)
 Assistant Coach Lamont Evans (Kansas State, '09)
 Director of Basketball Operations Andy Assaley (Cincinnati, '96)
 Strength & Conditioning Coach..... Scott Greenawalt (Muskingum College, '98)
 Athletic Trainer Mark Rodger (Buffalo, '01)
 Video Coordinator David Kiefer (Kansas State, '07)
 Student-Athlete Development Doug Edwards (Florida State, '07)
 Associate Media Relations Director Emily Feeney (Ball State, '03)
 Home Arena..... Colonial Life Arena
 Capacity 18,000
 Arena General Manager..... Lexi Boone
 Press Row Phone Number 803-777-6182

BASKETBALL HISTORY

First Year of Basketball.....1908
 All-Time Record.....1,335-1,194-1 (.527)
 Overall Postseason Record..... 25-18
 NCAA Tournament Appearances 8 (1971, 1972, 1973, 1974, 1989, 1997,
 1998, 2004)
 NCAA Tournament Record..... 4-9
 Last NCAA Tournament Appearance 2004, L vs. Memphis, 59-43
 NIT Appearances 11 (1969, 1975, 1978, 1983, 1991, 1996,
 2001, 2002, 2005, 2006, 2009)
 NIT Record 21-9
 Last NIT Appearance 2009, L vs. Davidson, 70-63
 Conference Championships/Titles. SoCon Regular Season (1927, 1933, 1934,
 1945); SoCon Tournament Champion (1933); ACC Regular Season (1970);
 ACC Champion (1971); SEC Regular Season (1997); SEC East Division Co-
 Champions (2009)

TEAM INFORMATION

2013-14 Record 14-20
 Southeastern Conference Record/Finish 5-13/13th
 SEC Tournament Record 2-1
 Postseason None
 Letterwinners Returning/Lost..... 11/4
 Starters Returning/Lost 4/1
 *based on final game starters from 2013-14 season
 Newcomers 3
 Roster Breakdown 3 freshmen, 5 sophomores, 5 juniors, 1 senior

COACHES vs. CANCER

The Coaches vs. Cancer Suits And Sneakers™ Awareness Week (January 19-25, 2015) is a nationwide event that unites coaches across the country to raise awareness about the fight against cancer, and promote the American Cancer Society as a place for help and support. While coaching games during the week, coaches wear sneakers with their game attire as a visible reminder about the importance of nutrition and physical activity in reducing one's cancer risk. Frank Martin and his staff will wear sneakers on the sideline vs. both Tennessee and Kentucky this week.



SCOUTING KENTUCKY

Kentucky enters Saturday's game with an 18-0 mark, which includes a perfect 5-0 mark in league games. The Wildcats are out-scoring their opponents by 24.7 points per game, which leads the nation. UK is holding its opponents to a nation-leading 32.2 percent from the field and Wildcat opponents hit an average of just 17.9 field goals per outing. Sophomore guard Aaron Harrison leads the team with 11.5 points per game, and rookie Devin Booker is the only other Wildcat in double figures with 10.4 points per outing. Junior forward Willie Cauley-Stein paces the squad on the boards with 6.9 per game. Seven different Wildcats average at least 7.4 points per game. Kentucky is playing just its fourth road game of the season on Saturday. Head coach John Calipari is in his sixth season leading Kentucky.

KENTUCKY SERIES

Kentucky holds a 47-11 all-time lead in the series with South Carolina, including an 18-7 mark in games played in Columbia. The Gamecocks won the most recent meeting between the two schools, a 72-67 decision in Columbia on March 1, 2014. UK had won the previous six meetings between the two schools. The Gamecocks won three-straight over the Wildcats in 2009 and 2010, with that 2010 win over UK when the 'Cats were ranked No. 1. Below is a breakdown of the last 10 meetings between the two schools:

KENTUCKY (11-47)

H: 7-18; A: 2-25; N: 2-4

J. 31, 2009	A	78-77	W	
F. 25, 2009	H	77-59	W	
J. 26, 2010	H	68-62	W	
F. 25, 2010	A	61-82		L
J. 22, 2011	H	58-67		L
F. 19, 2011	A	59-90		L
J. 7, 2012	A	64-79		L
F. 4, 2012	H	52-86		L
F. 5, 2013	A	55-77		L
M. 1, 2014	H	72-67	W	

GAMECOCKS VS. THE AP NO. 1

South Carolina is 1-10 all-time vs. the AP No. 1. Below is a breakdown of those 11 contests.

ALL-TIME RECORD VS. NO. 1 (AP POLL)

Opponent	Date	H/A/N	Result	Score
Duke	Nov. 20, 2001	N	L	56-81
Florida	March 4, 2014	H	L	46-72
Kentucky	Dec. 12, 1977	A	L	65-84
Kentucky	Jan. 26, 2010	H	W	68-62
Kentucky	Feb. 4, 2012	H	L	52-86
Michigan	Jan. 2, 1977	H	L	86-90
North Carolina	Feb. 22, 1957	A	L	62-75
North Carolina	March 9, 1957	H	L	75-95
North Carolina	Dec. 14, 1957	A	L	58-70
North Carolina	Nov. 25, 2011	N	L	62-87
Notre Dame	Jan. 20, 1979	A	L	73-82

Overall: 1-10; Home: 1-4; Away: 0-4; Neutral: 0-2

FRANK MARTIN VS. THE AP NO. 1

Gamecock head coach Frank Martin has two victories over a team ranked No. 1 in the AP poll. His Kansas State squad defeated No. 1 Texas, 71-62, on Jan. 19, 2010, and KSU posted an 84-68 win over top-ranked Kansas on Jan. 29, 2011. Martin is 2-4 all-time vs. the AP No. 1, including 0-1 at South Carolina (vs. No. 1/1 Florida, March 4, 2014).

BY THE #'S

12/8 - After not scoring in the Jan. 13 game at Auburn, sophomore forward Demetrius Henry responded with a 12-point, eight-rebound performance vs. Tennessee. Henry provides 6.9 points and 4.0 rebounds per game for Carolina this season.

1 vs. 8 - Saturday will feature two of the top defenses in the country, as Kentucky opponents hit a nation-leading 32.2% from the floor this season, and the Gamecocks rank eighth in the category allowing opponents to hit just 36.6% from the field.

17 - Sophomore guard Sindarius Thornwell scored an SEC season high 17 points vs. Tennessee on Tuesday. Thornwell hit just 4-of-14 from the field, but he was near flawless at the charity stripe, hitting 8-of-9 attempts.

33.5 - South Carolina is averaging 33.8 points in the paint this season, and has out-scored its opponents 16 times this season in points in the paint, holding a 10-6 record in those contests.

6 - Sophomore guard Duane Notice has led or tied for the team lead in scoring a team-best six times this season, including his 16-point effort at Auburn. Notice paces the Gamecocks with 11.9 points per game in overall games this season.

4th - South Carolina ranks fourth in the SEC in average home attendance, as an average of 10,797 fans attend Carolina home games this season.

4th - South Carolina ranks fourth in scoring defense in the SEC, as opponents average just 61.0 points per game.

4th - The Gamecocks rank fourth in the SEC in free throw percent, hitting 73.0 percent at the charity stripe this season.

2nd - South Carolina ranks second in the SEC in rebounding margin with a mark of +6.4 for the year. The Gamecocks are 9-4 this season when they out-rebound their opponent.

UP NEXT

South Carolina travels to LSU on Wednesday, Jan. 28 for a 7 p.m. ET matchup vs. the Tigers. That contest will be broadcast on the SEC Network with Mike Morgan and Dane Bradshaw on the call. South Carolina holds a 15-14 advantage in the all-time series with LSU. The Gamecocks won the last meeting in Baton Rouge, 82-73, on Jan. 16, 2013, in overtime for Frank Martin's first SEC victory

GAMECOCKS IN THE POLLS

South Carolina received votes in both the AP and USA Today Coaches Top 25 Polls for the week of Jan. 5 after their 9-3 non-conference record, capped by an upset win over No. 9/9 Iowa State on Jan. 3. The Gamecocks appear in the AP poll votes for the first time since Jan. 2009, and in the Coaches poll votes for the first time since March 2006.

THORNWELL SEC PLAYER OF THE WEEK

Sophomore guard Sindarius Thornwell was named SEC Player of the Week on Jan. 5 after averaging 12 points, 6.5 rebounds and two assists as the Gamecocks downed North Carolina A&T and No. 9 Iowa State. It is the first conference player of the week honor for the Lancaster, S.C., native. He earned SEC Freshman of the Week honors three times last season. Thornwell opened the week posting 11 points, five rebounds and two steals, while matching a season high with four assists, and a career high with two blocks vs. North Carolina A&T. He followed that up with 13 points and eight rebounds against No. 9 Iowa State in the Barclays Center in Brooklyn, N.Y. Of those 13 points, ten would come in the second half, including six points in the final two minutes and a key steal to seal the win with 12 seconds left and the Cyclones looking to tie the game down 63-60. The win was Carolina's first over a top-10 opponent since 2010.

BREAKDOWN: IOWA STATE WIN

South Carolina's win vs. ninth-ranked Iowa State was the Gamecocks' first win over a top-10 opponent since Jan. 26, 2010, when Carolina defeated top-ranked Kentucky. It was also the Gamecocks' first neutral site win over a ranked opponent since defeating 14th-ranked Tennessee in the 2006 SEC Tournament. The win propelled South Carolina's RPI 43 points, from 129 to 86, and gave the Gamecocks a 9-3 record for non-conference play this season.

SHEPPARD RETURNS FROM INJURY

Freshman forward Shamiel Sheppard made his collegiate debut on Dec. 30 vs. North Carolina A&T, after missing the first 10 games of the season due to a knee injury suffered this summer which required surgery. Sheppard battled through the rehab process and was nearly a month ahead of his projected schedule for return. The Brooklyn, N.Y., native played in his second collegiate game at the Barclays Center in Carolina's upset win over No. 9/9 Iowa State on Jan. 3, scoring two points and collecting two rebounds.

TENNESSEE NOTABLES

- Sindarius Thornwell led the team in scoring with 17 point. It was the sophomore's highest-scoring game since posting 20 against Charlotte on Nov. 21. He added a season-high eight free throws made to go along with his four field goals.

- Michael Carrera pulled down a season-high nine rebounds (five offensive) in the game, six of which came in the second half. As a team, South Carolina recorded 17 offensive rebounds and limited Tennessee to five.

- Carolina made 14-of-15 free throw attempts in the game (93.3 percent), including all 13 second-half attempts. The mark is the highest in the Frank Martin era.

AUBURN NOTABLES

- The Gamecocks made exactly 50 percent of their field goal attempts, the fourth time this season hitting half or more in a game. It is the first time since Jan. 29 of last season (vs. Texas A&M) that the team made 50 percent or better in a conference game.

- Laimonas Chatkevicius recorded his second double-double of the season, pulling down 11 rebounds to go with 15 points.

- Duane Notice led the team in scoring with 16 points. It marks the sixth time this season he has scored 15 points or more and snaps a three-game stretch of scoring under 10 points. He has led the team in scoring six times.

- The eight free throws made tie a season low, set previously vs. Charlotte. The 53 percent from the charity stripe is the worst in a game since March 8, 2014 (50 percent, vs. Mississippi State).

ALABAMA NOTABLES

- The Carolina bench outscored its Alabama counterparts 27-16. The +11 margin is the largest in any game since a +23 performance in the win over Cornell.

- There was a combined 54 fouls called in the game. The 27 fouls on the Gamecocks were the second-most all season and the 27 from Alabama were the most committed against the Gamecocks all season.

- Laimonas Chatkevicius scored his 400th career point in the second half of the win. He is the fourth player to reach that milestone so far this season.

- Michael Carrera's game-high eight rebounds matched a season high. He also set a new season-high in points (12) and free throws made (7).

- The win over Alabama is the third this season over a team currently in the NCAA Top 40 for RPI. The Tide came into tonight ranked 33rd, Iowa State is 21st and Oklahoma State is 27th.

OLE MISS NOTABLES

- Senior guard Tyrone Johnson led the Gamecocks in scoring for the second-straight game, marking the fourth time this season he has led or shared the team lead in scoring.

- Sophomore guard Duane Notice matched his season high with five assists vs. the Rebels. He is now averaging 3.0 assists per game this season.

- The Gamecocks fall to 1-12 all-time in games played in Oxford vs. the Rebels.

FLORIDA NOTABLES

- Tyrone Johnson recorded his second 20-point game of the season, the first since scoring a career-high 21 against Baylor.

- South Carolina shot 85.2 percent at the free throw line, the best all season in games with ten or more made free throws. Five different players had perfect nights, with Johnson making all nine for a personal career high.

- Tonight was the first game where the opposition out-scored Carolina in the paint. Florida had a 26-22 advantage with a defense that stifled a Gamecock offense that averaged over 35 points in the paint through the first 11 games.

CARRERA NOMINEE FOR NABC GOOD WORKS TEAM

The NABC and Allstate Insurance announced on Dec. 3, its nominees for the NABC Good Works Team. The community service based award recognizes a distinguished group of student-athletes who have demonstrated a commitment to enriching the lives of others and contributing to the great good in their communities. During his time at South Carolina, Carrera has participated in numerous community outreach events, including visiting the Ronald McDonald House, several events with the South Carolina Special Olympics, volunteering at Harvest Hope food bank, visiting with Boy Scout troops, and he participated in a wish with the Make-A-Wish Foundation, among his many other service events.

THORNWELL NAMED SECOND TEAM PRESEASON ALL-SEC

Sophomore guard Sindarius Thornwell was honored with selection to the Preseason All-SEC Second Team last Thursday, the first preseason honor of his career. The Lancaster, S.C., native started all 34 games as a freshman, averaging 13.4 points, 4.1 rebounds 3.0 assists and 1.2 steals in 29.6 minutes per game. After leading all SEC freshmen in scoring and assists in conference games, Thornwell was named to the SEC All-Freshman Team last spring.

2015 SEC TOURNAMENT

The 2015 edition of the SEC Tournament will be held in Nashville, Tenn., at Bridgestone Arena. The tournament was last held in the Music City in 2013. South Carolina owns a 4-4 record in Tournament games played in Nashville. The SEC Network will televise the first three days of the SEC Basketball Tournament (March 11-15), while the semifinals and championship game will be broadcast nationally on ESPN.

SEASON TICKETS, MINI-PLANS FOR SALE

Season tickets for Gamecock men's basketball are still on sale via the South Carolina Ticket Office. Fans should call 1-800-4SC-FANS, or visit www.GamecocksOnline.com/Tickets to purchase. Also available are three Mini-Plans, described below.

Football/Basketball Combo Pack (football, men's and women's basketball)

Football/basketball combo ticket package, which includes one ticket to the football game versus South Alabama (Nov. 22), the men's basketball game versus Clemson (Dec. 19) and the women's basketball game versus Southern California (Nov. 15). Cost for the package is just \$39.

Saturday 5-Game Mini-Plan (men's basketball)

The Saturday 5-Game Mini-Plan includes tickets to Oklahoma State, Georgia, Texas A&M, Mississippi State and Kentucky. Package prices start at \$65 for upper level seats and \$85 for lower level seats, which is a savings of 15%.

Flex Plan (men's basketball)

For \$99 fans will receive eight ticket vouchers redeemable for upper deck tickets to any game except Kentucky.

DOZIER, SILVA SIGN WITH GAMECOCKS

University of South Carolina head men's basketball coach Frank Martin announced on Nov. 13 the signing of **P.J. Dozier** (G - 6-6 - 185 - Columbia, S.C. - Spring Valley High School) and **Chris Silva** (F - 6-8 - 205 - Roselle, N.J. - Roselle Catholic High School) to National Letters of Intent. The duo will join the Gamecocks for the 2015-16 campaign and both will have four years of eligibility beginning next fall. Below is a brief capsule and quote from Martin on each signee.

P.J. Dozier - G - 6-7 - 185 - Columbia, S.C. - Spring Valley High School

Noted as one of the top points guard in the nation and a guard that has a great feel for the game ... Rated the No. 21 prospect in the ESPN 100 and the No. 2 point guard ... Rated as the No. 26 prospect overall and the top prospect in the state according to 247sports.com ... Participated in the NBA Top 100 Camp ... Also participated in the 2012 USA Basketball fall mini-camp and was invited to the U-18 US National Team training camp ... Father, Perry (1986-88), and uncle, Terry (1986-89), both played basketball at South Carolina ... Sister, Asia, plays for the Gamecock women's basketball team.

Martin on Dozier:

"I couldn't be happier that P.J. Dozier has decided to stay home. Sindarius Thornwell, Marcus Stroman and Justin McKie, those guys have opened the door for local kids to believe in what we do and for P.J. to believe in what those guys did and believe in what we did makes me extremely excited. A 6-7 guard, who is a point guard, who knows how to play off the ball. He has the ability, just like Chris (Silva) to be a tremendous defender. We are super excited for what those two guys will bring to the table. They complement our team in ways that we need and we are lucky to have both of them."

Chris Silva - F - 6-9 - 205 - Roselle, N.J. - Roselle Catholic High School

Noted as an explosive athlete, good shot blocker and rebounder ... A four-star prospect according to ESPN.com ... Rated the No. 5 prospect in the state and the 96th overall prospect in the ESPN 100 ... A four-star prospect according to 247sports.com, and the No. 4 prospect in the state ... Rated as the No. 21 power forward by 247sports.com ... Averaged 8.8 points, 9.8 rebounds and 2.1 blocks per game during junior season in 2013-14 ... Originally from Gabon.

Martin on Silva:

"Chris Silva is a 6-9 forward from New Jersey, who is an unbelievable athlete and fearless in how strong he plays. He can step out and shoot the basketball and block shots with the best of them. Chris is a tremendous young man who is fully committed to the Gamecocks. I couldn't be more excited to add him to our front line, and add his athleticism, toughness and shot-blocking ability."

CAROLINA CALLS, FRANK MARTIN SHOW SCHEDULES ANNOUNCED

Carolina Calls Radio Show Dates

(all shows air from 7-8 p.m. ET on 107.5 The Game/Gamecock Radio Network, and are located at Wild Wing Café in The Vista, unless otherwise noted)

December 4, 11*, 18
January 8*, 15, 22, 29
February 5, 12, 19, 26
March 4, 10

Frank Martin TV Show Dates

(The show will air at 11:30 a.m. ET with multiple re-runs; check local listings for all other air times)

December 7, 28
January 4, 11, 18, 25
February 8, 15, 22
March 1, 8

*The Dec. 11 call-in show will be at Wild Wing Café at the Village At Sandhills, and the Jan. 8 show will be at the Wild Wing Café at the Harbison location.



#GAMECOCKS @GAMECOCKMBB



CLASSROOM SLAM DUNK!
Gamecocks post **TEAM RECORD** for semester
GPA with **3.299** for the fall semester of 2014!

LAST SEASON VS. KENTUCKY

GAME 29 - SOUTH CAROLINA 72, NO. 17/15 KENTUCKY 67
MARCH 1, 2014/ COLONIAL LIFE ARENA

COLUMBIA, S.C. - Behind 24 points from senior guard Brenton Williams and six points scored by sophomore forward Laimonas Chatkevicius in the final 2:36, the South Carolina men's basketball team (11-18, 4-12 SEC), earned a 72-67 victory over No. 17/15 Kentucky (21-8, 11-5 SEC), on Saturday night in Southeastern Conference play at Colonial Life Arena.

It was South Carolina's first win versus Kentucky since a 68-62 victory over the Wildcats when UK was ranked No. 1 on Jan. 26, 2010, and it was Carolina's first win over a ranked opponent since defeating No. 22/24 Vanderbilt, 83-75, on Jan. 8, 2011 in Columbia.

Along with Williams, freshman Sindarius Thornwell added 14 points, four assists and three rebounds, while sophomore forward Michael Carrera chipped in 11 points and seven rebounds. Aaron Harrison had a team-high 21 points for the Wildcats to go with six assists, and James Young added 19 points, while Julius Randle had his 16th double-double of the season with 10 points and 15 rebounds.

After a 3-pointer from the right corner from freshman guard Duane Notice in the early going, the Gamecocks pulled within one at 12-11 before Kentucky ran off a 6-1 run. Sophomore Brian Steele ended that as Thornwell found the forward in stride in with a three-quarter-court pass for a layup. Thornwell brought the Gamecocks to within two with 6:56 on the clock as the freshman drove hard to the right side and laid it in with the right hand before being fouled. He sank the ensuing free throw to make it a one-point game.

With a three-point Kentucky lead after a pair of Randle free throws made it a 23-20 game, but with 5:49 remaining, Kentucky head coach John Calipari was given a technical foul and Williams hit both free throws. A minute later, Thornwell stopped at the top of the key and dropped a 3 to make it a 25-24 game.

Giving up an offensive rebound to the Wildcats on the following possession, Williams drew a charge on Andrew Harrison. On the other end, Notice gave Carolina a one-point lead with a floater in the lane with 3:45 on the clock.

Tied at 28-28, Thornwell rose up and hit second 3 of the half with 49 seconds to give the Gamecocks a 31-28 lead at the half despite being out-rebounded 30-15. It was Carolina's defense though that allowed them to have the lead as the team held the Wildcats to 17.2 percent (5-of-29) shooting from the field.

Less than two minutes into the second half, freshman forward Demetrius Henry grabbed a defensive rebounded, gave it to Thornwell and the freshman found Chatkevicius in stride at the other end for an easy two-handed dunk. In the following minute, Williams added four consecutive free throws to extend the lead to 39-29.

Andrew Harrison hit 1-of-2 from the line to slow temporarily slow the run, but six more unanswered came from the Gamecocks as they pushed the lead to 45-30 as Thornwell found Carrera on the backdoor for an alley-oop.

After a jumper from Cauley-Stein, Williams answered with 3 from the right corner to extend the lead to 16.

With a 50-34 lead with 12:45 remaining, Kentucky crept back into the game with five unanswered. Williams though was sent back to the free line with 10:23 on the clock where he sank both shots after Calipari was given his second technical.

After a jumper from Notice pushed it to 16 with just over 10 minutes to play, the Wildcats hit six straight free throws before Aaron Harrison sank a 3-pointer to close within seven at 55-48 with just under seven minutes remaining. Out of a Kentucky timeout, Young cut the Wildcats deficit to 57-53 with under five minutes remaining as he hit his second 3 of the night.

Despite the Wildcats' continued effort, the Gamecocks continued to hold them at bay. With 1:23 left, Chatkevicius put back a missed layup from Thornwell. Young answered though for Kentucky with another 3. But with 44 seconds on the clock, it was Chatkevicius again who stepped up big with a jumper from close range.

After a turnover by Young, Williams stepped to the line after being fouled. The nation's leader in free throw percentage calmly sank both shots, but Aaron Harrison brought Kentucky back within four after hitting his second 3 of the game. Randle pulled Wildcats within one after scoring on a layup and sinking the ensuing free throw after being fouled.

Clinging to a 68-67 lead, Thornwell was fouled on the inbound pass. As he did two weeks ago in a tight game against Alabama, the freshman calmly sank both free throws. After a missed 3-point attempt from Kentucky's Alex Poythress, Williams was sent back to the charity stripe with five seconds remaining. As he's done nearly every time this year, the senior converted both to ice the game and give the Gamecocks the 72-67 victory.

The win was aided by a 38-16 run from South Carolina that began with 7:37 remaining in the first half that ended at the 12:45 mark in the second.

On a night in which South Carolina was out-rebounded 46-28, it was the Gamecocks tenacity on defense that held the conference second-best scoring offense to go 14-of-52 (26.9 percent) from the field. Carolina in turn shot 39.6 percent (21-of-53) overall. Despite the rebounding difference, the Gamecocks were able to outscore Kentucky 28-12 in the paint and got 19 points from its bench compared to the Wildcats' 4.

GAME 29



Official Basketball Box Score - Game Totals - Final Statistics
Kentucky vs South Carolina
 3/1/14 6 p.m. at Columbia, S.C. (Colonial Life Arena)

Kentucky 67 • 21-8, 11-5 SEC

#	Player	Total			3-Ptr		Rebounds			PF	TP	A	TO	Blk	Stl	Min
		FG	FGA	FT	FTA	Off	Def	Total								
30	Randle, Julius	f	1-7	0-1	8-9	4	11	15	3	10	1	1	1	0	0	33
44	Johnson, Dakari	c	2-3	0-0	4-7	3	2	5	1	8	0	0	0	0	0	15
01	Young, James	g	4-12	3-5	8-10	0	2	2	3	19	3	5	1	1	37	
02	Harrison, Aaron	g	4-16	2-6	11-12	3	3	6	5	21	0	0	0	0	32	
06	Harrison, Andrew	g	1-3	1-2	2-4	0	0	0	4	5	4	1	0	0	21	
00	Lee, Marcus		0-0	0-0	0-0	0	0	0	0	0	0	0	0	0	2	
03	Polson, Jarrod		0-2	0-2	0-0	0	1	1	0	0	1	0	0	0	14	
04	Hood, Jon		0-0	0-0	0-0	0	0	0	1	0	0	0	0	0	1	
16	Cauley-Stein, Willie		1-2	0-0	0-0	2	3	5	2	2	0	1	1	2	20	
22	Poythress, Alex		1-7	0-1	0-0	5	2	7	3	2	2	0	1	0	22	
26	Hawkins, Dominique		0-0	0-0	0-0	0	0	0	0	0	0	0	0	0	3	
	Team					4	1	5	3							
	Totals		14-52	6-17	33-42	21	25	46	29	67	10	10	4	3	200	

FG % 1st Half: 5-29 17.2% 2nd half: 9-23 39.1% Game: 14-52 26.9% **Double**
 3FG % 1st Half: 1-6 16.7% 2nd half: 3-11 27.3% Game: 6-17 35.3% **Rebounds**
 FT % 1st Half: 17-23 73.9% 2nd half: 16-19 84.2% Game: 33-42 78.6% **7**

South Carolina 72 • 11-18, 4-12 SEC

#	Player	Total			3-Ptr		Rebounds			PF	TP	A	TO	Blk	Stl	Min
		FG	FGA	FT	FTA	Off	Def	Total								
21	HENRY, Demetrius	f	2-6	0-0	0-0	2	3	5	4	4	0	0	0	1	20	
24	CARRERA, Michael	f	3-5	1-1	4-8	3	4	7	4	11	1	2	3	0	29	
26	KACINAS, Mindaugas	f	0-0	0-0	0-0	0	0	0	4	0	0	0	1	0	16	
00	THORNWELL, Sindarius	g	4-16	2-3	4-5	1	2	3	3	14	4	1	1	1	36	
01	WILLIAMS, Brenton	g	4-10	1-5	15-16	0	0	0	3	24	3	0	0	3	39	
10	NOTICE, Duane		4-8	1-4	0-0	0	0	0	1	9	2	1	0	1	24	
14	CHATKEVICIUS, L.		3-5	0-0	2-2	3	2	5	3	8	1	0	1	0	17	
15	THEUS JR., Reggie		0-0	0-0	0-0	0	0	0	0	0	0	0	0	0	2	
32	RINGER, Desarrund		0-2	0-0	0-1	1	1	2	3	0	0	0	0	0	11	
35	STEELE, Brian		1-1	0-0	0-1	0	1	1	1	2	0	1	0	0	6	
	Team					2	3	5								
	Totals		21-53	5-13	25-33	12	16	28	26	72	11	6	6	6	200	

FG % 1st Half: 10-28 35.7% 2nd half: 11-25 44.0% Game: 21-53 39.6% **Double**
 3FG % 1st Half: 4-8 50.0% 2nd half: 1-5 20.0% Game: 5-13 38.5% **Rebounds**
 FT % 1st Half: 7-10 70.0% 2nd half: 18-23 78.3% Game: 25-33 75.8% **8,8**

Officials: Mike Nance, Kevin Fehr, Tim Gattis
 Technical fouls: Kentucky-TEAM 3, South Carolina-None.
 Attendance: 13,503

Score by periods	1st	2nd	Total
Kentucky	28	39	67
South Carolina	31	41	72

	In	Off	2nd	Fast	Bench
Points	Paint	TS/3	Chance	Break	
UK	12	12	10	6	4
SC	26	14	13	6	19

Low: FG - UK 2nd-00:21, SC 2nd-00:44.
 Largest lead - UK by 6 1st-07:46, SC by 16 2nd-14:18.

Score tied - 6 times.
 Lead changed - 6 times.

ROSTER BREAKDOWN

RETURNING STARTERS (4)

Demetrius Henry (forward)
Michael Carrera (forward)
Mindaugas Kacinas (forward)
Sindarius Thornwell (guard)
**based on final game of 2013-14 season*

RETURNING LETTERWINNERS (11)

Michael Carrera
Laimonas Chatkevicius
Austin Constable
Demetrius Henry
Tyrone Johnson
Mindaugas Kacinas
Justin McKie
Duane Notice
Brian Steele
Reggie Theus Jr.
Sindarius Thornwell

GUARDS (8)

TeMarcus Blanton
Austin Constable
Tyrone Johnson
Justin McKie
Duane Notice
Shamiek Sheppard
Marcus Stroman
Sindarius Thornwell

FORWARDS (7)

Michael Carrera
Laimonas Chatkevicius
Demetrius Henry
Mindaugas Kacinas
Shamiek Sheppard
Brian Steele
Reggie Theus Jr.

BY HEIGHT

Austin Constable, 5-11
Duane Notice, 6-2
Marcus Stroman, 6-2
Tyrone Johnson, 6-3
Justin McKie, 6-4
TeMarcus Blanton, 6-5
Michael Carrera, 6-5
Brian Steele, 6-5
Sindarius Thornwell, 6-5
Shamiek Sheppard, 6-6
Reggie Theus Jr., 6-6
Mindaugas Kacinas, 6-7
Demetrius Henry, 6-9
Laimonas Chatkevicius, 6-11

PRONUNCIATION

Lie-MOAN-us Ha-KEVA-chus
Min-DAWG-us Kye-chin-iss
Justin MACK-ee

2014-15 SOUTH CAROLINA ROSTER

ALPHABETICAL

No.	Name	Pos.	Ht.	Wt.	Cl.	Exp.	Hometown/High/Last School
5	TeMarcus Blanton	G	6-5	209	FR	HS	Locust Grove, Ga./Luella
24	Michael Carrera	F	6-5	212	JR	2VL	Anzoátegui, Venezuela/Montrose Christian School
14	Laimonas Chatkevicius	F	6-11	251	JR	2VL	Klaipeda, Lithuania/South Kent School
-	Austin Constable	G	5-11	178	JR	2VL	West Chester, Pa./Henderson
21	Demetrius Henry	F/C	6-9	226	SO	1VL	Miami, Fla./Faith Baptist Christian School
4	Tyrone Johnson	G	6-3	195	SR	2VL	Plainfield, N.J./Montrose Christian School/Villanova
25	Mindaugas Kacinas	F	6-7	227	JR	2VL	Klaipeda, Lithuania/Word of Life Fire Traditional School
20	Justin McKie	G	6-4	195	SO	1VL	Columbia, S.C./Irmo
10	Duane Notice	G	6-2	212	SO	1VL	Woodbridge, Canada/St. Michael's/St. Thomas More (Oakdale, Conn.)
12	Shamiek Sheppard	G/F	6-6	225	FR	HS	Brooklyn, N.Y./South Shore/Fishburne Military School (Waynesboro City, Va.)
35	Brian Steele	F	6-5	194	JR	2VL	Greenville, S.C./Wade Hampton School
1	Marcus Stroman	G	6-2	183	FR	HS	Columbia, S.C./Keenan
15	Reggie Theus Jr.	F	6-6	221	SO	1VL	Los Angeles, Calif./Fairfax
0	Sindarius Thornwell	G	6-5	215	SO	1VL	Lancaster, S.C./Oak Hill Academy

NUMERICAL

No.	Name	Pos.	Ht.	Wt.	Cl.	Exp.	Hometown/High/Last School
0	Sindarius Thornwell	G	6-5	215	SO	1VL	Lancaster, S.C./Oak Hill Academy
1	Marcus Stroman	G	6-2	183	FR	HS	Columbia, S.C./Keenan
4	Tyrone Johnson	G	6-3	195	SR	2VL	Plainfield, N.J./Montrose Christian School/Villanova
5	TeMarcus Blanton	G	6-5	209	FR	HS	Locust Grove, Ga./Luella
10	Duane Notice	G	6-2	212	SO	1VL	Woodbridge, Canada/St. Michael's/St. Thomas More (Oakdale, Conn.)
-	Austin Constable	G	5-11	178	JR	2VL	West Chester, Pa./Henderson
14	Laimonas Chatkevicius	F	6-11	251	JR	2VL	Klaipeda, Lithuania/South Kent School
15	Reggie Theus Jr.	F	6-6	221	SO	1VL	Los Angeles, Calif./Fairfax
20	Justin McKie	G	6-4	195	SO	1VL	Columbia, S.C./Irmo
21	Demetrius Henry	F/C	6-9	226	SO	1VL	Miami, Fla./Faith Baptist Christian School
24	Michael Carrera	F	6-5	212	JR	2VL	Anzoátegui, Venezuela/Montrose Christian School
25	Mindaugas Kacinas	F	6-7	227	JR	2VL	Klaipeda, Lithuania/Word of Life Traditional School
35	Brian Steele	F	6-5	194	JR	2VL	Greenville, S.C./Wade Hampton School
12	Shamiek Sheppard	G/F	6-6	225	FR	HS	Brooklyn, N.Y./South Shore/Fishburne Military School (Waynesboro City, Va.)

Head Coach: Frank Martin (Florida International, '93)

Associate Head Coach/Recruiting Coordinator: Matt Figger (Eastern Kentucky, '95)

Assistant Coach: Perry Clark (Gettysburg, '74)

Assistant Coach: Lamont Evans (Kansas State, '09)

Director of Basketball Operations: Andy Assaley (Cincinnati, '96)

Strength & Conditioning Coach: Scott Greenawalt (Muskingum College, '98)

Athletic Trainer: Mark Rodger (Buffalo, '01)

Video Coordinator: David Kiefer (Kansas State, '07)

Student-Athlete Development: Doug Edwards (Florida State, '07)

TOP RETURNING...

Scorer..... Sindarius Thornwell, 13.4 ppg
Rebounder..... Michael Carrera, 5.6 rpg
Assist Maker..... Tyrone Johnson, 3.4 apg
FG Shooter *..... Mindaugas Kacinas, 55.6%
3-Point FG Shooter \$..... Sindarius Thornwell, 37.0%
FT Shooter \$..... Tyrone Johnson, 75.3%
Shot Blocker..... Michael Carrera, 0.9 bpg
Steal Maker..... Sindarius Thornwell, 1.17 spg

* at least 100 attempts

\$ at least 50 attempts



HEAD COACH FRANK MARTIN

EIGHTH SEASON OVERALL | 155-99 (.610) | THIRD SEASON AT SOUTH CAROLINA | 38-45 (.457)

THE MARTIN FILE

COACHING

EXPERIENCE

30th year

COLLEGE EXPERIENCE

15th season

COLLEGE HEAD COACH EXPERIENCE

8th season

HIRE DATE AT CAROLINA

March 27, 2012

PERSONAL

HOMETOWN

Miami, Fla.

ALMA MATER

Florida International, 1993 (B.A. Physical Ed.)

FAMILY

Wife, Anya

Children, Brandon, Amalia and Christian

COACHING RESUME

HIGH SCHOOL

Miami Senior High, 1985-93

Varsity Boys' Assistant Coach

Junior Varsity Boys' Head Coach

North Miami High, Head Coach, 1993-95

Miami Senior High, Head Coach, 1995-98

B.T. Washington High, Head Coach, 1999-2000

COLLEGE ASSISTANT COACH

Northeastern, 2000-04

Cincinnati, 2004-06

Kansas State, 2006-07

COLLEGE HEAD COACH

Kansas State, 2007-12

South Carolina, 2012-present

Frank Martin was named the head men's basketball coach at the University of South Carolina on March 27, 2012, becoming the 32nd head coach in the history of the South Carolina program, which enters its 107th season as a varsity sport in 2014-15. Martin owns a 145-92 (.611) overall record as a head coach, entering his eighth season overall, and third season at South Carolina.

Since his appointment as head coach in Columbia, Martin, 48, has become a fixture in the community. He has spoken at numerous events, including Gamecock Club Fan Fests, numerous community council and rotary club events, coaching clinics, and the Fathers and Families Decades of Dads event, among others. He was also selected as a Court Coach for USA Basketball in June 2012, assisting Florida head coach Billy Donovan with the Men's U18 National Team training camp in Colorado Springs, Colo., at the U.S. Olympic Training Center. The camp was used to determine the 12-member roster that represented the USA at the 2012 FIBA Americas U18 Championship in late June.

Martin was honored again during the summer of 2013, serving as an assistant coach for the United States on head coach Bob McKillop's staff alongside Michigan head coach John Beilein for the U.S. Men's World University Games team. The squad spent time in Colorado Springs at training camp, before embarking on a two-week journey to Kazan, Russia, in early July, for the event. He furthered his international coaching experience as head coach of USA East Coast during the summer of 2014, which represented the United States at the Tallinn Cup in Estonia.

During his first season (2012-13) in Columbia, Martin led his squad to a 14-18 record, which included a 4-14 mark in SEC contests. The Garnet and Black captured the Hoops For Hope

Classic tournament crown after posting a 4-0 record competing in the event with home victories over Milwaukee and Rider, before defeating Missouri State in overtime, and UALR in Puerto Vallarta, Mexico, over the Thanksgiving holiday. Freshman forward Michael Carrera was honored after the conclusion of the regular season with selection to the 2013 SEC All-Freshman Team, as voted on by the league's head coaches. During the spring of 2013, the Gamecock coaching staff signed seven freshmen, while welcoming Villanova transfer Ty Johnson to the team, a recruiting class which ranked No. 23 in the nation according to ESPN.com.

Martin's second season (2013-14) leading the Gamecocks saw the squad win four of its final six games of the year, including two games in the SEC Tournament, marking the first Tournament wins for the Gamecocks since the 2008 campaign. Martin and his staff put together a non-conference schedule that challenged his team to prepare for the rigors of the SEC campaign. The Gamecocks posted several quality victories, including a win versus Saint Mary's at the Hawaiian Airlines Diamond Head Classic in December, and home victories versus Alabama, Vanderbilt and No. 17 Kentucky to name a few.

Martin tutored his second SEC All-Freshman Team honoree in as many seasons, as rookie guard Sindarius Thornwell led all freshmen in the SEC in league games in points (15.6) and assists (4.0) to earn a spot on the postseason team. Thornwell also garnered three SEC Freshman of the Week awards, and was named the Feb. 18 Wayman Tisdale National Freshman of the Week.

A native of Miami, Fla., Martin earned his bachelor's degree in physical education from Florida International in 1993. He and his wife, Anya, have three children, Brandon, Amalia and Christian.

MARTIN'S CAREER RECORD, YEAR-BY-YEAR


YEAR	RECORD	CONFERENCE (FINISH)	POSTSEASON
2007-08	21-12	10-6 (3rd)	1-1; NCAA 2nd Round
2008-09	22-12	9-7 (t4th)	1-1; NIT
2009-10	29-8	11-5 (t2nd)	3-1; NCAA Elite Eight
2010-11	23-11	10-6 (t3rd)	1-1; NCAA Third Round
2011-12	22-11	10-8 (5th)	1-1; NCAA Third Round
2012-13	14-18	4-14 (t12th)	-
2013-14	14-20	5-13 (13th)	-
2014-15	10-7	1-4	-
Totals	155-99 (.610)	60-63 (.487)	7-5 (.583)/4 NCAA/1 NIT

2014-15 RADIO/TV SPOT CHART



#0

SINDARIUS THORNWELL
So. - G - 6-5 - 215
Lancaster, S.C.
Oak Hill Academy




#1

MARCUS STROMAN
Fr. - G - 6-2 - 183
Columbia, S.C.
Keenan




#4

TYRONE JOHNSON
Sr. - G - 6-3 - 195
Plainfield, N.J.
Montrose Christian/
Villanova



#5

TEMARCUS BLANTON
Fr. - G - 6-5 - 209
Locust Grove, Ga.
Luella




#10

DUANE NOTICE
So. - G - 6-2 - 212
Woodbridge, Ontario
St. Thomas More
(Oakdale, Conn.)



#12

SHAMIEK SHEPPARD
Fr. - G/F - 6-6 - 225
Brooklyn, N.Y.
Fishburne Military
School




#14

LAIMONAS CHATKEVICIUS
Jr. - F - 6-11 - 251
Klaipeda, Lithuania
South Kent School
(South Kent, Conn.)



#15

REGGIE THEUS JR.
So. - F - 6-6 - 221
Los Angeles, Calif.
Fairfax



#20

JUSTIN MCKIE
So. - G - 6-4 - 195
Columbia, S.C.
Irmo



#21

DEMETRIUS HENRY
So. - F - 6-9 - 226
Miami, Fla.
Faith Baptist Christian
School




#24

MICHAEL CARRERA
Jr. - F - 6-5 - 212
Anzoátegui, Venezuela
Montrose Christian



#25

MINDAUGAS KACINAS
Jr. - F - 6-7 - 227
Klaipeda, Lithuania
Word of Life Fire



#35

BRIAN STEELE
Jr. - F - 6-5 - 194
Greenville, S.C.
Wade Hampton



AUSTIN CONSTABLE
Jr. - G - 5-11 - 178
West Chester, Pa.
Henderson



FRANK MARTIN
Head Coach

GAMECOCKS' RECORD WHEN ...

At home	7-3
On the road	1-2
At neutral sites	2-2
In overtime	0-0
vs. Top 25 team	1-0
vs. Top 10 team	1-0
vs. Top 3 team	0-0
Leading at half	9-2
Trailing at half	1-5
Tied at half	0-0
Shooting 50% or better	3-1
Shooting between 39-49%	6-4
Shooting less than 39%	1-2
Opp. shooting 50% or better	0-1
Opp. shooting between 39-49%	1-5
Opp. shooting less than 39%	9-1
Shooting better than opp.	9-1
Shooting worse than/equal to opp.	1-6
Starters out-score opp. starters	7-2
Opp. starters score/equal more	3-5
Bench out-scores opp. bench	7-5
Opp. bench scores/equals more	3-2
Having more FTs than opp.	7-0
Having equal/less FTs than opp.	3-7
Have more TOs than opp.	1-3
Having equal/less TOs than opp.	9-4
Having more rebounds than opp.	9-4
Having equal/less rebounds than opp.	1-3
Making 6 or more 3FGs	4-1
Having 15 or more assists	7-1
Score more points in paint than opp.	10-6
Scoring equal/less points in paint than opp.	0-1
Scoring more points off TOs than opp.	7-4
Scoring equal/less points off TOs than opp.	4-3
Scoring more 2nd-chance points than opp.	6-2
Scoring equal/less 2nd-chance points than opp.	5-5
Scoring more fast break points than opp.	9-6
Scoring equal/less fast break points than opp.	1-1
Wearing white uniforms	8-5
Wearing Garnet uniforms	1-0
Wearing Black uniforms	1-2
Playing on live TV/live broadcast	10-7
Playing in November	3-3
Playing in December	5-0
Playing in January	2-4
Playing in February	0-0
Playing in March	0-0
Playing a day-game	2-2
Playing a night-game	9-5
Playing on Sunday	1-1
Playing on a Monday	1-0
Playing on a Tuesday	2-2
Playing on a Wednesday	1-1
Playing on a Thursday	1-0
Playing on a Friday	2-1
Playing on a Saturday	2-2
Scoring margin is 5 points or less	2-6
Margin is between 6-10	0-0
Margin is between 11-20	2-1
Margin is more than 20	6-0
Scoring 59 points or less	0-1
Scoring 60-69 points	4-6
Scoring 70-79 points	3-0
Scoring 80-89 points	2-0
Scoring 90-99 points	1-0
Scoring 100+ points	0-0

MISCELLANEOUS

Current streak	L2
Home court streak	L1
Away streak	L2
Neutral court streak	W1

2014-15 SUPERLATIVES

(tied for team lead also included)

Scoring Leaders	'14-15	Career
Demetrius Henry	1	1
Tyrone Johnson	5	9*
Sindarius Thornwell	4	16
Laimonas Chatkevicius	1	1
Duane Notice	6	9
Mindaugas Kacinas	1	3

Rebounding Leaders	'14-15	Career
Mindaugas Kacinas	5	18
Demetrius Henry	2	4
Sindarius Thornwell	5	9
Laimonas Chatkevicius	3	9
Michael Carrera	4	31
Tyrone Johnson	1	4*

Assists Leaders	'14-15	Career
Marcus Stroman	8	8
Sindarius Thornwell	1	18
Tyrone Johnson	6	16*
Duane Notice	5	20

Blocks Leaders	'14-15	Career
Demetrius Henry	6	17
Michael Carrera	4	24
Sindarius Thornwell	5	14
Tyrone Johnson	2	2*
Marcus Stroman	1	1
Laimonas Chatkevicius	9	25
Shamiek Sheppard	1	1
Mindaugas Kacinas	1	16

Steals Leaders	'14-15	Career
Marcus Stroman	4	4
Sindarius Thornwell	5	15
Tyrone Johnson	9	9*
Mindaugas Kacinas	2	12
Justin McKie	1	2
Laimonas Chatkevicius	1	4
Duane Notice	2	6

Double-Figure Scoring	'14-15	Career
Tyrone Johnson	11	21*
Demetrius Henry	5	8
Laimonas Chatkevicius	7	14
Michael Carrera	3	20
Sindarius Thornwell	11	32
Marcus Stroman	1	1
Mindaugas Kacinas	4	14
Duane Notice	9	22
Justin McKie	1	1

20+ points	'14-15	Career
Tyrone Johnson	2	2*
Sindarius Thornwell	1	8
Duane Notice	2	3

30+ points	'14-15	Career
-	-	-

Double-Figure Rebounding	'14-15	Career
Mindaugas Kacinas	3	10
Laimonas Chatkevicius	2	3
Sindarius Thornwell	1	3

5+ assists	'14-15	Career
Marcus Stroman	5	5
Duane Notice	2	7
Tyrone Johnson	6	9*

3+ steals	'14-15	Career
Marcus Stroman	1	1
Tyrone Johnson	2	2*
Sindarius Thornwell	2	6
Mindaugas Kacinas	1	1
Duane Notice	2	2

2+ blocks	'14-15	Career
Michael Carrera	3	17
Laimonas Chatkevicius	9	18
Demetrius Henry	4	10
Mindaugas Kacinas	1	11
Sindarius Thornwell	2	6

Double-Doubles	'14-15	Career
Mindaugas Kacinas	1	3
Laimonas Chatkevicius	2	2
Sindarius Thornwell	1	3

Clutch Free Throws (under 5 min/OT)	FT-FTA	FT%
Sindarius Thornwell	10-14	.714
Mindaugas Kacinas	6-7	.857
Justin McKie	4-4	1.000
Duane Notice	6-8	.750
Michael Carrera	8-10	.800
Marcus Stroman	9-15	.600
Laimonas Chatkevicius	2-5	.400
Tyrone Johnson	7-9	.778
Totals	52-72	.722

* indicates at South Carolina

Miscellaneous

Largest Halftime Lead		
SC	31, vs. NC A&T (Dec. 30, 2014)	
Opp	10, Auburn (Jan. 17, 2015)	
Smallest Halftime Lead		
SC	1, vs. Iowa State (Jan. 3, 2015)	
Opp	2, Clemson (Dec. 19, 2014)	
Fewest Points In First Half		
SC	25, vs. Akron (Nov. 23, 2014)	
Opp	16, NC A&T (Dec. 30, 2014)	
Most Points In First Half		
SC	48, vs. North Florida (Nov. 14, 2014)	
Opp	39, Auburn (Jan. 17, 2015)	
Fewest Points In Second Half		
SC	22, vs. Ole Miss (Jan. 10, 2014)	
Opp	15, Clemson (Dec. 19, 2014)	
Most Points In Second Half		
SC	52, vs. UNC Asheville (Nov. 26, 2014)	
Opp	46, UNC Asheville (Nov. 26, 2014)	
Most Points in Overtime		
SC	-	
Opp	-	
Largest Margin of Victory		
SC	37, vs. NC A&T (Dec. 30, 2014)	
Opp	16, Ole Miss (Jan. 10, 2014)	
Smallest Margin of Victory		
SC	2, vs. Alabama (Jan. 13, 2015)	
Opp	2, Charlotte (Nov. 21, 2014)	

2014-15 GAME BY GAME COMPARISON

	Date	Result	FG-A	Pct	3FG-A	Pct	FT-A	Pct	O-D-Total	PF	Pts	A	TO	Blk	Stl	Min	Half
North Florida			18-53	.340	10-32	.313	10-16	.625	6-22-28	22	56	9	15	5	2	200	27
South Carolina	Nov. 14, 2014	W, 81-56	29-57	.509	4-11	.364	19-26	.731	10-32-42	15	81	19	9	3	7	200	48
RV/RV Baylor !			21-47	.447	6-18	.333	21-26	.808	8-21-29	20	69	9	11	1	6	200	30
South Carolina	Nov. 18, 2014	L, 69-65	22-54	.407	5-21	.238	16-19	.842	13-20-33	21	65	11	10	3	4	200	27
vs. Cornell &			14-52	.269	5-20	.250	12-16	.750	10-22-32	19	45	6	17	6	6	200	21
South Carolina	Nov. 20, 2014	W, 69-45	22-58	.379	8-22	.364	17-21	.810	14-30-44	15	69	16	11	5	10	200	35
vs. Charlotte &			23-53	.434	6-17	.353	13-19	.684	8-24-32	13	65	6	17	5	6	200	29
South Carolina	Nov. 21, 2014	L, 65-63	26-61	.426	3-18	.167	8-9	.889	11-26-37	21	63	13	17	7	6	200	36
vs. Akron &			21-50	.420	4-20	.200	22-27	.815	8-24-32	19	68	6	15	6	6	200	30
South Carolina	Nov. 23, 2014	L, 68-63	25-64	.391	2-10	.200	11-20	.550	21-24-45	20	63	11	17	2	8	200	25
UNC Asheville			23-63	.365	15-29	.517	14-20	.700	15-20-35	21	75	12	22	3	11	200	29
South Carolina	Nov. 26, 2014	W, 89-75	31-60	.517	8-17	.471	19-26	.731	12-27-39	15	89	21	20	10	12	200	37
@ Marshall			16-56	.286	5-26	.192	22-34	.647	18-25-43	20	59	9	19	3	6	200	20
South Carolina	Dec. 1, 2014	W, 77-59	30-63	.476	4-20	.200	13-24	.542	14-25-39	24	77	17	15	3	13	200	39
RV/RV Ok. St. %			16-65	.246	5-24	.208	12-19	.632	16-25-41	17	49	7	12	5	4	200	24
South Carolina	Dec. 6, 2014	W, 75-49	26-60	.433	6-17	.353	17-22	.776	11-38-49	19	75	14	11	8	6	200	32
Clemson			17-57	.298	4-18	.222	7-12	.583	11-20-31	20	45	7	13	5	9	200	30
South Carolina	Dec. 19, 2014	W, 68-45	23-50	.460	7-22	.318	15-20	.750	8-32-40	14	68	17	12	7	7	200	28
Coker			18-58	.310	7-21	.333	9-14	.643	14-17-31	21	52	8	19	1	8	200	23
South Carolina	Dec. 21, 2014	W, 78-52	31-64	.484	3-11	.273	13-19	.684	18-29-47	16	78	21	15	9	11	200	23
North Carolina A&T			18-55	.327	6-22	.2173	12-15	.800	9-11-20	26	54	8	19	2	4	200	16
South Carolina	Dec. 30, 2014	W, 91-54	29-53	.547	5-9	.556	28-34	.824	12-29-41	17	91	20	16	7	7	200	47
vs. No. 9 Iowa State ^			20-57	.351	1-18	.056	19-33	.573	12-22-34	21	60	8	13	4	10	200	36
South Carolina	Jan. 5, 2015	W, 64-60	23-50	.460	2-10	.200	16-26	.615	11-31-42	28	64	8	20	4	8	200	35
Florida*			21-49	.429	5-19	.263	25-30	.833	14-23-37	24	72	14	17	4	7	200	31
South Carolina	Jan. 7, 2015	L, 72-68	20-49	.408	5-13	.385	23-28	.852	7-16-23	20	68	11	11	5	4	200	34
@ Ole Miss*			20-49	.408	7-14	.500	18-22	.818	9-24-33	14	65	13	10	4	5	200	33
South Carolina	Jan. 10, 2015	L, 65-49	18-49	.367	4-20	.200	9-16	.563	9-23-32	20	49	16	15	2	5	200	27
Alabama*			20-41	.488	6-17	.353	20-30	.667	4-19-23	27	66	13	14	4	4	200	25
South Carolina	Jan. 13, 2015	W, 68-66	22-53	.415	3-14	.214	21-27	.778	13-20-33	27	68	9	13	1	5	200	30
@Auburn*			19-52	.365	7-20	.350	26-33	.788	13-23-36	20	71	8	13	4	9	200	39
South Carolina	Jan. 17, 2015	L, 71-68	26-52	.500	8-18	.444	8-15	.533	9-25-34	27	68	12	17	4	3	200	29
Tennessee*			23-40	.575	10-18	.556	10-17	.588	5-23-28	17	66	9	18	3	6	200	31
South Carolina	Jan. 20, 2015	L, 66-62	22-64	.344	4-17	.235	14-15	.933	17-17-34	17	62	13	10	4	5	200	26

! - ESPN College Hoops Tip-Off Marathon (Columbia, S.C.) | & - Charleston Classic (Charleston, S.C.) | % - SEC/Big 12 Challenge (Columbia, S.C.) | ^ - Brooklyn Hoops Presents (Brooklyn, N.Y.)

2014-15 RESULTS: OVERALL, 10-7; HOME, 7-3; AWAY, 1-2; NEUTRAL, 2-2; SEC, 1-4

DATE	OPP.	W/L	SCORE	RECORD (SEC)	POINTS	REBOUNDS	ASSISTS	BLOCKS	STEALS	ATTENDANCE
Nov. 14, 2014	N. Florida	W	81-56	1-0	Johnson/Henry (12)	Kacinas (11)	Stroman (6)	3 with 1	Stroman (2)	10,473 (paid)
Nov. 18, 2014	RV/RV Baylor !	L	69-65	1-1	Johnson (21)	Henry (8)	Thornwell (4)	3 with 1	Thornwell (2)	13,291 (paid)
Nov. 20, 2014	vs. Cornell &	W	69-45	2-1	Thornwell (14)	Kacinas (11)	Johnson (5)	Carrera/Chatkevicius (2)	Stroman (3)	2,517
Nov. 21, 2014	vs. Charlotte &	L	65-63	2-2	Thornwell (20)	Thornwell (8)	Notice (5)	Chatkevicius (3)	Thornwell (2)	2,430
Nov. 23, 2014	vs. Akron &	L	68-63	2-3	Thornwell (13)	Henry (9)	Notice/Stroman (4)	Henry/Carrera (1)	Johnson (4)	1,523
Nov. 26, 2014	UNC Asheville	W	89-75	3-3	Chatkevicius (17)	Chatkevicius (13)	Stroman/Johnson (6)	Chatkevicius/Henry (3)	Thornwell (6)	8,330 (paid)
Dec. 1, 2014	at Marshall	W	77-59	4-3	Notice (27)	Thornwell (10)	Notice (4)	Thornwell (2)	Kacinas (4)	5,013
Dec. 6, 2014	RV/RV Okla. St. %	W	75-49	5-3	Notice (20)	Kacinas (12)	Stroman (5)	Chatkevicius (3)	McKie (2)	12,007
Dec. 19, 2014	Clemson	W	68-45	6-3	Notice (19)	Thornwell (7)	Johnson (9)	Chatkevicius (3)	Chatkevicius/Johnson (2)	11,992 (paid)
Dec. 21, 2014	Coker	W	78-52	7-3	Notice (19)	Carrera (8)	Stroman (8)	Henry (3)	Johnson/Notice (3)	8,419 (paid)
Dec. 30, 2014	NCA&T	W	91-54	8-3	Kacinas (16)	Chatkevicius (9)	Stroman (7)	Chatkevicius/Thornwell (2)	Thornwell/Kacinas (2)	8,156 (paid)
Jan. 3, 2015	vs. No. 9/9 Iowa St. %	W	64-60	9-3	Notice (15)	Thornwell (8)	Notice (4)	4 with 1	Notice (3)	N/A
Jan. 7, 2015	Florida*	L	72-68	9-4 (0-1)	Johnson (20)	Johnson/Kacinas (5)	Johnson/Stroman (3)	Chatkevicius (2)	Stroman (3)	12,181 (paid)
Jan. 10, 2015	at Ole Miss*	L	65-49	9-5 (0-2)	Johnson (13)	Thornwell/Carrera (6)	Notice (5)	Chatkevicius/Thornwell (1)	Thornwell (2)	6,714
Jan. 13, 2015	vs. Alabama*	W	68-66	10-5 (1-2)	Johnson (13)	Carrera/Kacinas (8)	Stroman (3)	Henry (1)	Johnson (2)	11,085 (paid)
Jan. 17, 2015	at Auburn*	L	71-68	10-6 (1-3)	Notice (16)	Chatkevicius (11)	Johnson (4)	Chatkevicius (2)	Johnson (2)	9,121
Jan. 20, 2015	Tennessee*	L	66-62	10-7 (1-4)	Thornwell (17)	Carrera (9)	Johnson (6)	Carrera (2)	Johnson/Stroman (2)	12,032 (paid)

! - ESPN College Hoops Tip-Off Marathon (Columbia, S.C.) | & - Charleston Classic (Charleston, S.C.) | % - SEC/Big 12 Challenge (Columbia, S.C.)

2014-15 GAME-BY-GAME STARTING LINEUPS

OPPONENT, RESULT	GUARD	GUARD	GUARD	FORWARD	FORWARD
N. Florida, W	Notice	Johnson	Thornwell	Henry	Carrera
Baylor, L	Notice	Johnson	Thornwell	Henry	Carrera
vs. Cornell, W	Notice	Johnson	Thornwell	Henry	Carrera
vs. Charlotte, L	Notice	Johnson	Thornwell	Henry	Carrera
vs. Akron, L	Notice	Johnson	Thornwell	Henry	Carrera
Asheville, W	Notice	Johnson	Thornwell	Henry	Chatkevicius
@Marshall, W	Notice	Johnson	Thornwell	Henry	Chatkevicius
Oklahoma State, W	Notice	Johnson	Thornwell	Henry	Chatkevicius
Clemson, W	Notice	Johnson	Thornwell	Henry	Chatkevicius
Coker, W	Notice	Johnson	Thornwell	Henry	Chatkevicius
North Carolina A&T, W	Notice	Johnson	Thornwell	Henry	Chatkevicius
vs. Iowa State, W	Notice	Johnson	Thornwell	Henry	Chatkevicius
Florida, L	Notice	Johnson	Thornwell	Henry	Chatkevicius
@OleMiss, L	Notice	Johnson	Thornwell	Henry	Chatkevicius
Alabama, W	Notice	Johnson	Thornwell	Henry	Chatkevicius
@Auburn, L	Notice	Johnson	Thornwell	Henry	Chatkevicius
Tennessee, L	Notice	Johnson	Thornwell	Henry	Chatkevicius

EXHIB. - SOUTH CAROLINA 92, BENEDICT 47
OCT. 26, 2014/COLONIAL LIFE ARENA

COLUMBIA, S.C. - In the first-ever meeting between South Carolina and Benedict College, the Gamecocks came away with a decisive 92-47 win in the exhibition contest at Colonial Life Arena. Senior point guard Tyrone Johnson led all scorers with 23 points and added six rebounds and six assists.

Benedict got on the scoreboard first with a jumper from forward Lafonzo Smith, but the Gamecocks stormed out to a 9-0 run ignited by the play of Johnson whose one-handed dunk started it. Three minutes later, a run-out led to Johnson lobbing the ball up to Thornwell for an emphatic alley-oop.

Just before the 13-minute mark, the Tigers closed to within six at 13-7 with a 3-pointer from guard Justin Peebles. The Gamecocks responded with six points from Notice and Johnson's first 3-pointer of the game to start an 18-4 run over the next five-plus minutes to push the lead to 37-14 with 5:17 left on the clock.

Just as Benedict was able to get its deficit down to 17, Carolina ended the half on a 16-2 run with back-to-back 3-pointers coming from Johnson and Thornwell to go with six points from junior forward Laimonas Chatkevicius. The Gamecocks took a 55-25 lead into the break after shooting 19-of-34 (55.9 percent) and holding the Tigers to only eight made field goals in the opening 20 minutes.

Carolina extended its lead to 39 nearly seven minutes into the second half after holding Benedict without a made field goal through the first seven-plus minutes of the set. The Gamecocks continued to build on their lead the rest of the way, ending the game with a 92-47 win.

Junior guard Austin Constable did not play in the exhibition contest due to a left knee injury, and sophomore guard Justin McKie did not play due to a concussion.

EXHIBITION



Official Basketball Box Score - Game Totals - Final Statistics
Benedict College vs South Carolina
 10/26/14 4 p.m. ET at Columbia, S.C. (Colonial Life Arena)

Benedict College 47 • 0-0

#	Player	Total		3-Ptr		Rebounds			PF	TP	A	TO	Blk	Stl	Min
		FG	F-GA	FG	F-GA	FT	FTA	Off							
32	SMITH, Lafonzo	1	6	0	1	3	0	1	2	3	0	0	1	0	20
34	MANTOVANI, Roberto	2	3	0	0	1	1	2	3	3	5	0	3	0	24
10	REYNARD, Brennan	1	11	0	4	4	4	1	2	3	6	3	4	0	31
14	RANSOM, Kareem	3	9	2	5	4	4	2	2	4	3	12	1	0	27
22	CRAWFORD, Andrew	3	17	2	11	0	1	0	5	5	8	2	0	0	31
05	PEELES, Justin	1	5	1	5	2	2	0	2	3	5	1	2	0	13
12	ROBIN, Kel	1	5	0	1	0	0	0	0	0	2	0	0	0	9
24	COOKE, Quiron	1	3	0	2	1	3	2	2	2	0	1	0	0	11
25	JOHNSON, Deonte	0	5	0	0	2	1	2	3	2	0	0	0	0	11
30	HARRIS, Christopher	0	1	0	1	0	1	0	0	0	0	0	0	0	2
33	FITZGERALD, Seth	0	1	0	0	0	0	0	0	0	0	0	0	0	2
35	JOHNSON, Shamari	0	0	0	0	0	0	0	1	0	0	0	0	0	4
50	HOLLOWAY, Aumtrill	0	2	0	0	0	0	0	0	1	0	2	0	0	10
52	DEJOURDAN, Elan	0	1	0	0	2	2	0	0	1	2	0	0	0	5
	Team						4	4			1				
Totals		13	69	5	30	16	19	13	18	31	22	47	7	13	15
	FG % 1st Half: 8-37 21.6%		2nd Half: 5-32 15.6%		Game: 13-69 18.8%	Deadball Rebounds									1.2
	3FG % 1st Half: 3-15 20.0%		2nd Half: 2-15 13.3%		Game: 5-30 16.7%	3									
	FT % 1st Half: 9-6 83.3%		2nd Half: 11-13 84.6%		Game: 10-19 84.2%	2									

South Carolina 92 • 0-0

#	Player	Total		3-Ptr		Rebounds			PF	TP	A	TO	Blk	Stl	Min
		FG	F-GA	FG	F-GA	FT	FTA	Off							
21	HENRY, Demetrius	6	8	0	0	3	4	7	7	0	15	0	1	0	21
24	CARRERA, Michael	2	5	0	1	1	2	4	11	5	4	5	2	0	23
00	THORNWELL, Sindarius	5	10	2	5	2	3	4	14	1	0	3	0	23	
04	JOHNSON, Tyrone	6	11	4	7	4	2	6	23	6	1	0	1	30	
10	NOTICE, Duane	1	7	0	4	10	3	3	2	0	2	0	1	32	
01	STROMAN, Marcus	2	6	0	1	1	0	1	3	5	3	7	0	20	
14	CHATKEVICIUS, L.	5	6	0	0	2	10	2	10	1	1	0	1	17	
15	THEUS JR., Reggie	1	3	0	1	0	2	1	2	1	1	3	0	16	
25	KACINAS, Mindaugas	4	8	0	0	4	3	7	3	8	0	2	0	18	
	Team						1	4							
Totals		32	64	6	17	22	28	16	45	61	17	92	23	15	9
	FG % 1st Half: 19-34 55.9%		2nd Half: 13-30 43.3%		Game: 32-64 50.0%	Deadball Rebounds									2
	3FG % 1st Half: 3-8 37.5%		2nd Half: 3-9 33.3%		Game: 6-17 35.3%	3									
	FT % 1st Half: 14-17 82.4%		2nd Half: 8-11 72.7%		Game: 22-28 78.6%	2									

Officials: Bruce Benedict, Brent Hampton, Wil Howard
 Technical fouls: Benedict College-None. South Carolina-None.
 Attendance: 10011
 Exhibition game

Score by periods

Period	1st	2nd	Total
Benedict College	24	23	47
South Carolina	55	37	92

Last FG - SC 2nd-03:07. SC 2nd-02:09.
 Largest lead - SC by 21st-19:38. SC by 47 2nd-01:55.
 SC led for 00:16. SC led for 38:17. Game was tied for 01:27.

GAME #1 - SOUTH CAROLINA 81, N. FLORIDA 56
NOV. 14, 2014/COLONIAL LIFE ARENA

COLUMBIA, S.C. - The South Carolina men's basketball team (1-0) opened the 2014-15 season Friday night with a matchup with the North Florida Ospreys (0-1). Of the 11 players who saw time in the game, six would score eight points or more to spark an 81-56 win. Demetrius Henry and Tyrone Johnson led the team with 12 points apiece and Mindaugas Kacinas went for nine points and 11 rebounds.

Henry's second dunk in the opening two minutes of the contest gave the Gamecocks an early 8-6 lead over the Ospreys. That dunk would spark a run that would give the team a lead for good, as the score would balloon to 22-8 over the next six minutes. The team would not trail in the game. Henry scored six of Carolina's first 14 points with his third dunk of the half at the 15-minute mark and the Gamecocks extended their lead to 12 points at the under-12 minute media timeout at 25-13.

The Gamecocks pushed their lead to twenty at 36-16 with just over five minutes remaining in the opening half on a dunk from junior forward Laimonas Chatkevicius. That would be the exclamation point on what would be a 13-0 run that spanned from 9:39 to 4:07 in the half.

Beau Beech would break the Osprey's scoreless stretch, but by then it would be too late. Carolina held a 48-27 upperhand at the half after hitting 53.1 percent (17-32) from the floor in the opening 20 minutes. Balanced scoring in the first half propelled the Gamecocks, as six different Carolina players scored at least six points in the half, led by Henry's eight.

The play down low would be the difference in the first half, setting a tone that would prevail for the entire game. In the first 20 minutes the Gamecocks held a 26-10 advantage in points in the paint with a 21-11 rebounding margin.

Carolina continued its strong offensive performance early in the second half, as both Henry and Johnson reached double-figures before the first media timeout. Battling foul trouble, the Ospreys struggled offensively, hitting just three of their first nine shots of the second half, trailing the Gamecocks 57-34 at the 15-minute mark. The lead would grow as large as 29 points in the convincing win.

As a team, South Carolina made better than half of its shots (29-57) and won the battle of the boards 42-28 with ten offensive rebounds. The bench would be featured often in the game, with the six reserves pitching in a combined 35 points. In his first collegiate game, freshman guard Marcus Stroman played like a veteran with a line of six points, six assists, two steals and no turnovers. As a team, South Carolina committed just nine turnovers (two in the first half) while forcing its opponent into 15.

GAME #1



Official Basketball Box Score - Game Totals - Final Statistics
UNF vs South Carolina
 11/14/14 7 p.m. ET at Columbia, S.C. (Colonial Life Arena)

UNF 56 • 0-1

#	Player	Total		3-Ptr		Rebounds			PF	TP	A	TO	Blk	Stl	Min
		FG	F-GA	FG	F-GA	FT	FTA	Off							
33	BANKS, Romelo	0	6	0	0	4	0	0	2	4	0	1	2	0	26
24	Davenport, Chris	1	4	0	1	0	0	5	5	6	1	1	0	0	23
00	NESSBIT, Jalen	2	5	2	4	2	3	1	5	6	1	8	2	0	32
02	BEECH, Beau	3	7	3	7	0	0	2	2	5	9	0	2	0	32
14	MOORE, Dallas	0	13	3	5	4	0	4	1	21	1	4	0	0	31
04	WILSON, Devin	1	3	0	1	0	0	1	1	0	0	1	0	0	5
16	MACKAY, Trent	1	7	1	7	0	0	1	3	3	0	3	0	0	22
12	BODAGEY, Aaron	1	7	1	7	0	0	1	1	0	3	1	1	0	20
32	DANIELS, Demarcus	1	3	0	1	2	1	2	5	2	0	2	2	0	18
	Team						4	2			4				
Totals		18	53	10	32	10	16	6	22	28	22	56	9	15	5
	FG % 1st Half: 10-25 40.0%		2nd Half: 8-28 28.6%		Game: 18-53 34.0%	Deadball Rebounds									3
	3FG % 1st Half: 5-14 35.7%		2nd Half: 5-18 27.8%		Game: 10-32 31.3%	3									
	FT % 1st Half: 2-2 100.0		2nd Half: 8-14 57.1%		Game: 10-16 62.5%	2									

South Carolina 81 • 1-0

#	Player	Total		3-Ptr		Rebounds			PF	TP	A	TO	Blk	Stl	Min
		FG	F-GA	FG	F-GA	FT	FTA	Off							
21	HENRY, Demetrius	6	9	0	0	0	2	2	5	12	0	2	1	0	20
24	CARRERA, Michael	2	4	0	1	0	3	1	8	2	1	1	1	0	17
00	THORNWELL, Sindarius	3	7	0	1	0	3	1	4	0	6	2	1	1	20
04	JOHNSON, Tyrone	5	7	0	2	3	0	5	0	12	4	0	0	0	28
10	NOTICE, Duane	2	5	1	3	4	0	4	1	8	5	1	0	21	
01	STROMAN, Marcus	3	7	0	1	0	3	3	1	6	0	6	0	25	
14	CHATKEVICIUS, L.	4	6	0	3	4	1	3	4	11	0	2	0	17	
15	THEUS JR., Reggie	0	0	0	0	0	0	0	0	0	0	1	0	4	
20	MCKIE, Justin	0	3	0	2	4	0	2	3	0	0	0	0	8	
25	KACINAS, Mindaugas	2	5	1	2	4	5	2	11	4	9	0	0	25	
35	STEELE, Brian	2	4	0	0	2	2	0	6	0	0	0	0	15	
	Team						2	2							
Totals		29	57	4	11	19	26	10	32	42	15	81	19	9	3
	FG % 1st Half: 17-32 53.1%		2nd Half: 12-25 48.0%		Game: 29-57 50.9%	Deadball Rebounds									3
	3FG % 1st Half: 2-3 66.7%		2nd Half: 2-8 25.0%		Game: 4-11 36.4%	3									
	FT % 1st Half: 12-15 80.0%		2nd Half: 7-11 63.6%		Game: 19-26 73.1%	2									

Officials: James Barker, Glenn Tullit, Wil Howard
 Technical fouls: UNF-None. South Carolina-None.
 Attendance: 10473
 2014-15 Season Opener

Score by periods

Period	1st	2nd	Total
UNF	27	29	56
South Carolina	48	33	81

Last FG - BU 2nd-00:18. SC 2nd-00:42.
 Largest lead - UNF None. SC by 29 2nd-09:24.
 UNF led for 00:00. SC led for 38:53. Game was tied for 01:07.

GAME #2 - BAYLOR 69, SOUTH CAROLINA 65
NOV. 18, 2014/COLONIAL LIFE ARENA

COLUMBIA, S.C. - The South Carolina men's basketball team hosted Baylor Tuesday afternoon as part of the ESPN College Hoops Tip-Off Marathon. The noon start wouldn't face either side, as the physical matchup was closely contested throughout. The Bears (2-0) were able to keep Carolina (1-1) at arm's length for much of the game, and were able to seal the game with a pair of free throws late in a 69-65 win.

Senior guard Tyrone Johnson scored a career-high 21 points to lead the Gamecocks in a game that featured six ties and six lead changes. Both teams were cold in first half, with Carolina shooting 32 percent and Baylor 38. It was even colder from deep, with the two sides combining to hit just three of 20 3-point attempts. The charity stripe would be the most forgiving area,

GAME #3 - SOUTH CAROLINA 69, CORNELL 45
NOV. 20, 2014/TD ARENA/CHARLESTON CLASSIC

CHARLESTON, S.C. - An opportunistic defense would drive the South Carolina men's basketball team to a win over Cornell on the opening night of the Charleston Classic, held at TD Arena. The Gamecocks (2-1) forced 17 turnovers en route to a 69-45 win, holding the Big Red (2-2) to 27 percent shooting from the field.

Sindarius Thornwell led the team with 14 points despite playing just six minutes of the second half. Mindaugas Kacinas pulled down 11 rebounds to go with 10 points for the team's first double-double of the season and his partner on the post Laimonas Chatkevicius added eight points and seven boards off the bench. Every player on the active roster saw time on the floor, with ten scoring at least two points.

After an even start to the game, Carolina went on a 13-0 run from the 15:20 mark until just under ten minute remaining to open up a 22-11 lead. Five different players contributed to the game-changing run. Thornwell led the early charge, scoring 10 of the team's first 12 points before ending the half with 13.

Bench play would be the difference maker in the first 20 minutes, as the Gamecock reserves outscored their Cornell counterparts 15-0. Kacinas and Chatkevicius combined for 10 points and 14 rebounds, and Marcus Stroman pitched in five points and three steals.

Though it would shoot just 36 percent as a team, Carolina carried a 35-21 lead into the break after forcing 13 turnovers and limiting the Big Red to a tiny 30 percent on 7-of-23 shooting. The Gamecocks had averaged just 13 turnovers forced per game in its first two contests of the 2014-15 season coming into Thursday night.

The second half would be no different, as the lead would dip to 13 with 18:49 to play, but a 13-1 run from then until the 13:19 mark set the team back on the right path. The lead would grow to as large as 28 points. The key in the final 20 minutes would be rebounding, as the Gamecocks enjoyed a 23-15 advantage over a Cornell side that shot just 24 percent in the period.

GAME #4 - CHARLOTTE 65, SOUTH CAROLINA 63
NOV. 21, 2014/TD ARENA/CHARLESTON CLASSIC

CHARLESTON, S.C. - A potential game-winning three pointer from Sindarius Thornwell caromed just off as Charlotte (3-0) earned a 65-63 win over South Carolina (2-2) Friday night in the semifinals of the Charleston Classic. Hot shooting from the 49ers early in the second half erased a seven-point Gamecock lead at the half.

With just over a minute to play in a 63-all game, Thornwell blocked a 3 to start a fastbreak with Marcus Stroman. Thornwell would take a contested floater in transition and missed, and the follow from Duane Notice would be slapped off the backboard. Charlotte would make a pair of free throws on the ensuing possession to provide the game's final points, but Carolina still had chances late.

Inbounding from half court with 14 seconds to play and trailing by just two, Carolina was called for a five-second violation. Before Charlotte could inbound a foul put them at the line for a chance to seal it, but both attempts would be missed. On the second miss, a scramble for the ball would be called in favor of the 49ers, but after review the Gamecocks would get one last chance. Thornwell's attempt for a 3 hit the rim, but did not connect.

The first half was dominated by Carolina after it used an 11-2 run from the 16:28 mark to 13:11 going from down 6-4 to up 15-8. The Gamecocks would make six-straight field goals early in that stretch and 10-of-15 total in the first 10 minutes of action.

The 49ers returned that favor to start the second half, hitting 7-of-9 shots in the first six minutes to erase Carolina's 36-29 halftime lead while the Gamecocks would shoot just 37 percent in the final 20 minutes. The biggest disparity with the second-half shooting was the 49ers making 4-of-5 3s, while Carolina hit just twice on nine attempts.

A 10-0 run from 12:41 to 9:09 in the second half gave Charlotte its largest lead of the game, a 55-48 advantage. Mindaugas Kacinas made sure the momentum would not swing all the way to the visitors, scoring seven-straight points on his own to put Carolina up 57-55 and force a timeout. The 49ers were able to hold on for the late win despite not making a field goal for the final three minutes of action.

Thornwell would lead all scorers in the game with 20 points, 18 of which came in the first half. Michael Carrera and Kacinas joined him in double figures, with 11 apiece.

GAME #5 - AKRON 68, SOUTH CAROLINA 63
NOV. 23, 2014/TD ARENA/CHARLESTON CLASSIC

CHARLESTON, S.C. - The Gamecocks (2-3) wrapped up play at the Charleston Classic Sunday evening, dropping a 68-63 contest to Akron (3-1). Shooting slumps bookending the game would be the difference as the Carolina offense lost its third game of the season by five points or less.

The offense struggled to find its rhythm in the first half. After a jumper from Sindarius Thornwell in the team's first possession of the game, the Gamecocks missed their next eight shots and was 1-of-12 while the Zips went ahead 10-4. While the team's shooting luck would improve, it would shoot just 29 percent from the floor in the first half.

Akron was never able to put up a big lead during the Carolina cold streak thanks to solid rebounding and a strong defensive effort. After a layup at the 6:19 mark to put the Zips ahead 21-18, they would hit just 1-of-9 attempts until the halftime horn. Free throws would carry them to the break, as they made seven in the final four minutes.

Coming in averaging 12 offensive rebounds per game, the Gamecocks had 15 in the first half alone to allow them to attempt 11 more shots. Thornwell had four offensive boards on his own, as did Mindaugas Kacinas. Marcus Stroman led the offense with six points in 15 minutes off the bench.

The Zips came out of the locker room on a hot streak offensively, hitting six of their first seven shots to build their biggest lead of the night at the 16-minute mark, 44-32. A quick 7-0 run from the Gamecocks cut into that margin and forced a timeout, with layups from Kacinas and Chatkevicius that sandwiched a 3-pointer from Duane Notice.

After avoiding a big deficit, the Gamecocks chased the Zips over the next six minutes of the game with the lead fluctuating from eight down to one before a Chakevicius free throw with 6:55 to play brought about the game's first tie since it was 2-2.

The Carolina offense went into a four-minute scoreless stretch soon after the tie that allowed Akron to build up a 63-58 lead before a Thornwell jumper with 34 seconds left. Turnovers on four straight possessions in that stretch for South Carolina would be the key.

After Thornwell's jumper made it 63-60, the Zips hit 5-of-6 free throws to maintain a two-possession lead and outlast the final comeback.

Thornwell led the team with 13 points and was joined in double figures by Chatkevicius (11) and Duane Notice (12). The team pulled down a season-high 21 offensive rebounds, leading to 14 more shots than Akron and 17 second-chance points.

GAME #3

Official Basketball Box Score -- Game Totals -- Final Statistics
Cornell vs S. Carolina
11/20/14 8:25 p.m. at Charleston, S.C. (TD Arena)

Cornell 45 • 2-2

#	Player	Total		3-Ptr		Rebounds		PF	TP	A	T	Blk	Stl	Min			
		FG	FGA	FG	FGA	FT	FTA								Off	Def	Tot
00	Onuorah, David	1	15	0	0	0	3	1	4	3	2	0	1	2	0	17	
32	Miller, Shonn	1	2	6	0	2	5	0	3	3	5	9	0	1	1	0	29
05	Hatter, Robert	g	2	6	0	3	0	0	2	2	1	4	0	2	0	1	19
13	Cherry, Devin	g	3	7	1	3	1	1	0	5	5	2	2	7	0	2	30
23	Cancer, Galal	g	2	13	1	4	5	6	1	2	3	2	10	1	2	0	28
01	Smith, Darryl	g	0	5	0	3	0	0	2	2	0	0	2	0	0	1	10
04	LaMore, Dave	g	0	0	0	2	1	2	1	2	1	0	0	2	0	16	
11	Fleming, Desmond	g	0	0	0	0	0	0	0	0	0	0	0	0	0	5	
12	Aldor-Rad'of, Jordan	g	0	1	0	0	0	0	1	1	1	0	0	0	0	6	
15	Bunce, Braxton	g	0	1	0	0	0	1	0	1	0	0	0	0	0	6	
20	Bathurst, Wil	g	0	3	0	2	1	2	1	1	1	1	2	1	0	10	
22	Mischler, Robert	g	0	0	0	0	0	0	0	0	0	0	0	0	0	3	
25	Fallas, Jolo	g	4	4	3	0	0	1	2	1	1	1	2	2	0	14	
35	Tomic, Ned	g	0	1	0	0	0	1	1	1	0	0	0	0	0	5	
50	Giddens, Deion	g	0	0	0	0	1	0	1	0	0	0	0	0	0	2	
Team			14	52	5	20	12	16	1	2	4	19	4	5	6	200	
Totals			14	52	5	20	12	16	1	2	4	19	4	5	6	200	

FG % 1st Half:	7-23	30.4%	2nd Half:	7-29	24.1%	Game:	14-52	26.9%	Deadball Rebounds:	2
3FG % 1st Half:	2-9	22.2%	2nd Half:	3-11	27.3%	Game:	5-20	25.0%		
FT % 1st Half:	5-7	71.4%	2nd Half:	7-9	77.8%	Game:	12-16	75.0%		

S. Carolina 69 • 2-1

#	Player	Total		3-Ptr		Rebounds		PF	TP	A	T	Blk	Stl	Min			
		FG	FGA	FG	FGA	FT	FTA								Off	Def	Tot
24	CARRERA, Michael	f	2	3	1	1	0	0	4	4	2	5	0	2	2	0	17
21	HENRY, Demetrius	c	1	3	0	0	0	1	0	1	3	2	0	1	0	0	13
00	THORNWELL, Sindarius	g	5	11	3	8	1	2	2	4	14	0	0	0	1	23	
04	JOHNSON, Tyrone	g	2	7	1	3	2	0	3	3	7	5	2	1	2	25	
10	NOTICE, Duane	g	1	4	0	1	4	5	0	1	1	6	4	1	0	23	
01	STROMAN, Marcus	g	1	6	0	1	3	6	0	3	3	6	3	2	0	25	
14	CHATKEVICIUS, L.	g	4	7	0	0	1	6	7	0	8	1	1	2	0	20	
15	THEUS JR., Reggie	g	0	0	0	0	0	0	0	0	0	0	0	0	1	4	
20	MCKIE, Justin	g	2	2	2	2	2	1	2	3	1	8	0	0	0	8	
25	KACINAS, Mindaugas	g	3	8	2	4	4	7	4	11	10	1	0	2	26		
35	STEELE, Brian	g	1	7	1	4	0	3	3	1	3	2	1	0	1	16	
Team			22	58	8	22	17	21	14	30	44	15	6	11	5	200	
Totals			22	58	8	22	17	21	14	30	44	15	6	11	5	200	

FG % 1st Half:	12-33	36.4%	2nd Half:	10-25	40.0%	Game:	22-58	37.9%	Deadball Rebounds:	4
3FG % 1st Half:	3-11	27.3%	2nd Half:	5-11	45.5%	Game:	8-22	36.4%		
FT % 1st Half:	8-10	80.0%	2nd Half:	9-11	81.8%	Game:	17-21	81.0%		

Officials: John Higgins, Lamont Simpson, Pat Driscoll
Technical fouls: Cornell-None; S. Carolina-None.
Attendance: 2517

Score by periods	1st	2nd	Total
Cornell	21	24	45
S. Carolina	35	34	69

Points	In	Off	2nd	Fast	Bench
CHA	24	10	7	0	11
SC	30	18	6	6	19
Score tied - 1 time.					
Lead changed - 5 times.					

Last FG - COR 2nd-03:38, SC 2nd-01:36.
Largest lead - COR by 3 1st-19:23, SC by 28 2nd-10:32.
COR led for 03:17, SC led for 35:06. Game was tied for 00:58.

GAME #4

Official Basketball Box Score -- Game Totals -- Final Statistics
Charlotte vs S. Carolina
11/21/14 7 p.m. at Charleston, S.C. (TD Arena)

Charlotte 65 • 3-0

#	Player	Total		3-Ptr		Rebounds		PF	TP	A	T	Blk	Stl	Min			
		FG	FGA	FG	FGA	FT	FTA								Off	Def	Tot
21	CLAYTON, Willie	f	5	9	0	0	1	4	1	5	2	11	0	2	1	0	27
12	THORNE JR., Mike	c	4	8	0	2	5	0	4	4	2	10	0	2	3	0	34
01	OGBUZZE, Braxton	g	4	9	3	5	3	4	1	2	2	14	2	2	0	30	
14	WILLIAMS, Terrence	g	3	5	1	2	0	0	7	7	3	7	1	1	0	26	
15	HENRY, Pierria	g	3	9	0	2	6	7	7	2	12	2	8	1	3	36	
02	DORN, Torin	g	1	2	0	1	0	1	1	0	2	1	0	0	0	18	
05	WOODS, Keyshawn	g	2	4	1	1	1	1	0	1	0	6	0	0	1	13	
11	BENKOVIC, Ivan	g	1	5	1	4	0	0	0	0	1	3	0	0	0	12	
20	BLAKLEY, Cameron	g	0	2	0	0	0	1	1	1	0	0	1	0	0	4	
Team			23	53	6	17	13	19	8	24	32	13	6	17	5	200	
Totals			23	53	6	17	13	19	8	24	32	13	6	17	5	200	

FG % 1st Half:	10-28	35.7%	2nd Half:	13-25	52.0%	Game:	23-53	43.4%	Deadball Rebounds:	2
3FG % 1st Half:	2-11	18.2%	2nd Half:	4-6	66.7%	Game:	6-17	35.3%		
FT % 1st Half:	7-9	77.8%	2nd Half:	6-10	60.0%	Game:	13-19	68.4%		

S. Carolina 63 • 2-2

#	Player	Total		3-Ptr		Rebounds		PF	TP	A	T	Blk	Stl	Min		
		FG	FGA	FG	FGA	FT	FTA								Off	Def
24	CARRERA, Michael	f	5	8	1	2	0	0	2	2	11	0	1	2	0	20
21	HENRY, Demetrius	c	2	2	0	0	0	0	1	4	4	0	1	0	0	10
00	THORNWELL, Sindarius	g	8	24	1	10	3	4	1	7	8	20	1	1	2	34
04	JOHNSON, Tyrone	g	0	4	0	0	0	0	0	2	0	1	1	0	1	18
10	NOTICE, Duane	g	3	10	1	4	2	2	1	3	1	9	5	1	0	35
01	STROMAN, Marcus	g	1	2	0	2	0	3	3	4	4	1	2	3	0	22
14	CHATKEVICIUS, L.	g	2	4												

GAME #6 - SOUTH CAROLINA 89, UNC ASHEVILLE 75 NOV. 26, 2014/COLONIAL LIFE ARENA

COLUMBIA, S.C. - The South Carolina men's basketball team shook off a brief two-game losing streak Wednesday night, winning a shootout with UNC Asheville 89-75. After falling behind early, the Gamecocks (3-3) went on a big run to claim the lead and out-gun the Bulldogs (2-3) behind five different players scoring in double figures. Laimonas Chatkevicius led the way with 17 points and 13 rebounds after being inserted as a starter for the first time this season.

Asheville jumped out to an early 12-6 lead on a 3 from guard Andrew Rowsey, but the Gamecocks answered with a 21-2 run over the next six minutes to hold a 27-14 lead after a lay-up and make at the foul line from rookie guard Marcus Stroman. The Gamecocks would hit 8-of-11 attempts from the floor during the stretch, including a pair of 3s from sophomore guard Justin McKie and Chatkevicius, and two lay-ups from sophomore guard Sindarius Thornwell.

Asheville would battle back, answering the Carolina run with an 8-0 run of its own on a pair of 3s from Rowsey and Kevin Vannatta and a make underneath from Sam Hughes. Sophomore guard Duane Notice would hit the third Carolina 3 of the half to halt the Bulldog run and put the score at 30-22 Gamecocks with seven minutes remaining in the opening half.

The Bulldogs continued to chip away at the Carolina lead, pulling within five at 34-29 on Rowsey's 16th point of the half with just under a minute remaining. Senior guard Tyrone Johnson responded after a Gamecock timeout, however, hitting a 3 with 30 seconds remaining to give Carolina a 37-29 advantage at the break.

South Carolina shot well in the opening 20 minutes of play, hitting 48.4 percent (15-31), compared to 28.6 percent (10-35) for the Bulldogs.

Sophomore forward Demetrius Henry gave Carolina a 10-point lead at 46-36 early in the second half with a pair of free throws after a Bulldog foul. Rowsey connected for another 3, but the Gamecocks maintained their lead with a 3 from Notice and a lay-in and make and the foul line from Johnson, putting the score at 53-41 Carolina with 13:06 to play.

Rowsey collected his fourth foul of the game with 12:29 remaining in the game, forcing him to the bench. A dunk from Notice and a tip-in from Henry pushed the Carolina lead to 11, but Asheville closed the gap to within eight on a 3 from David Robertson with just under 10 minutes to play. The Bulldogs caught a timeout trailing 57-49.

Chatkevicius collected his first-career double-double moments later, hitting his second 3 of the night following a tip-in, pushing Carolina's lead back to 12 with 7:45 to play.

A coast-to-coast jumper in the lane from Stroman saw the Gamecock lead grow to 18 points at 70-52 with just over six minutes to play. After an Asheville turnover, and one from Carolina on the opposite end, Thornwell after the Gamecocks a 20-point advantage on a steal and two-handed dunk from the baseline.

The Bulldogs would heat up from deep in the waning minutes to cut the lead as low as 10, 85-75 with 51 seconds to play, but the Gamecocks would not let them get any closer.

Both teams were exceptional from 3-point range as Carolina made 8-of-17 and Asheville lived off the deep ball with a 15-of-29 day. Rowsey would score 30 of the team's 73 points, becoming the first 30-point scorer allowed by the Gamecocks this season. On two-point field goals alone in the game, the visitors made just 8-of-34 attempts and allowed the Gamecocks to own the paint by a 38-16 margin.

GAME #7 - SOUTH CAROLINA 77, MARSHALL 59 DEC. 1, 2014/CAM HENDERSON CENTER

HUNTINGTON, W.Va. - In its first true road test of the season, the South Carolina men's basketball team (4-3) passed the test on both ends of the floor in a 77-59 win over Marshall (3-4). Bolstered by a career-high 27 points from Duane Notice and a 41-20 advantage in points in the paint, the team led for nearly the entire game.

The Carolina defense hounded the Herd in the first half, limiting the home side to just seven percent from long range (1-of-14). Marshall wouldn't fare much better from inside as it hit just 5-of-29 attempts overall in the first 20 minutes. The Gamecocks would counter with a two-man attack offensively to carry the team early on.

Notice scored the team's first seven points of the game on a wide array of shots, from a pair of free throws to open the scoring to a layup that capped his one-man run and gave the team an early 7-3 lead. His efforts were the impetus for a 13-0 run that helped the Gamecocks seize a 15-3 lead. Laimonas Chatkevicius joined in on the offense to help the team extend that lead, each scoring 13 points as Carolina ran out to a 39-20 halftime lead.

The defensive intensity would not stay in the locker room after the break, with nine more turnovers forced. The Herd would shoot a respectable 40 percent in the final half, but still lacked the interior defense to slow down Carolina and relied on the charity stripe to score a third of its 39 second-half points. Despite a 1-of-9 second half from three, the Gamecocks scored on 13-of-20 two-point field goals in 20 minutes.

The closest Marshall would come in the second half was 16 points. When it managed to even get that close, an 8-0 run coming off a trio of Marshall turnovers gave Carolina a 61-37 lead with ten minutes left to play in the game, its largest of the day.

Along with Notice and Chatkevicius, who finished with 15 points on 7-of-9 shooting, Justin McKie and Sindarius Thornwell also scored in double figures. After setting or matching his career high in two of the last three games, McKie set an even higher mark with 12 points on 5-of-8 shooting. Thornwell combined his ten points with a team-high ten rebounds for his third career double-double.

On the defensive side, the Gamecocks forced 19 turnovers and held Marshall to 28 percent overall and 19 percent from three. The 20 first-half points allowed by Carolina were the least so far this season.

GAME #8 - SOUTH CAROLINA 75, OKLAHOMA ST. 49 DEC. 6, 2014/COLONIAL LIFE ARENA

COLUMBIA, S.C. - The South Carolina men's basketball team hosted Baylor Tuesday afternoon as part of the ESPN College Hoops Tip-Off Marathon. The noon start wouldn't face either side, as the physical matchup was closely contested throughout. The Bears (2-0) were able to keep Carolina (1-1) at arm's length for much of the game, and were able to seal the game with a pair of free throws late in a 69-65 win.

Senior guard Tyrone Johnson scored a career-high 21 points to lead the Gamecocks in a game that featured six ties and six lead changes.

Both teams were cold in first half, with Carolina shooting 32 percent and Baylor 38. It was even colder from deep, with the two sides combining to hit just three of 20 3-point attempts. The charity stripe would be the most forgiving area, with Baylor hitting 11-of-12 and Carolina making 9-of-10.

Baylor controlled the game early, but a 7-0 run from 9:23 to 7:15 of first half gave the Gamecocks an 18-16 lead. As was the case all day long, when one side seemed to gain momentum it would be quickly snatched away, and the Bears would use a quick 6-0 run in the final two minutes of the half to take a 30-27 lead. A Johnathan Motley jumper that fell just before the buzzer capped the run, the forward would lead all scorers in the half with 13.

The Gamecocks went for much of the opening frame without starters Duane Notice (four minutes) and Demetrius Henry (seven), who were plagued by early foul trouble.

In the final 20 minutes, the Gamecocks were unable to cut deep enough into the Baylor lead, taking a brief 36-35 lead with 16:55 to play before a 12-4 run from the visitors put them ahead for good. With Motley picking up his fourth foul with 13:19 to play, Baylor's senior guard Kenny Chery made up for the scoring slack by scoring 18 of his 20 points in the second half.

The combo of Johnson and Sindarius Thornwell would counter the Baylor duo all game long, though, with Johnson's 21 and Thornwell's 16 leading the offense. After scoring 42 points as a group in the season opener against North Florida, the Carolina bench scored just 14 on Tuesday, with 10 coming from another strong performance by freshman Marcus Stroman. The point guard scored 10 points with five rebounds and three assists in 27 minutes of action.

The Bears converted a turnover into a basket with 4:43 to play in the game that became a 7-0 run to give them their biggest lead of the game at 64-54. The Gamecocks responded with a 7-0 run of their own over the next two minutes to make it 64-61 thanks to a fast-break layup from Thornwell and three straight points from Stroman to put a bow on the run.

A dunk from Michael Carrera with 32 seconds to go cut it to a one-possession game, 66-63, but after Baylor hit the front end of a pair of free throws the Gamecocks missed a 3 in transition and took up too much time committing a foul. Despite Taurean Prince missing both free throws on the other end, the home side was left with less than three seconds following a layup by Johnson to make it 67-65.

After a Gamecock foul on the inbound pass, Chery hit both attempts at the line to take away the chance at a buzzer-beater.

GAME 6



Official Basketball Box Score - Game Totals - Final Statistics
UNC Asheville vs South Carolina
11/26/14 8 p.m. ET at Columbia, S.C. (Colonial Life Arena)

UNC Asheville 75 • 2-3

##	Player	Total		3-Ptr		Rebounds		PF	TP	A	TO	Blk	Stl	Min
		FG	FGA	FG	FGA	FT	FTA							
04	UBARU, Kem	2-11	2-2	3-4	6	4	10	1	9	1	5	0	1	17
21	ZILLI, Giacomo	0-3	0-0	0-0	2	1	3	2	0	1	0	1	0	12
13	ROBERTSON, David	5-10	5-9	0-0	0	1	1	4	15	3	3	0	2	34
15	ROWSEY, Andrew	6-12	4-5	0	1	1	4	30	2	2	0	4	31	
22	LITTLEJOHN, Corey	1-7	1-3	2-4	0	3	3	3	5	0	6	0	2	30
02	WNUK, Alec	0-0	0-0	0-0	0	0	0	0	0	0	0	0	0	1
03	WILMOTH, Ethan	0-0	0-0	0-0	0	0	0	0	0	0	0	0	0	1
10	VANNATTA, Kevin	2-6	1-3	1-1	1	3	4	1	6	3	2	0	1	22
11	NEELY, Marcus	0-0	0-0	0-0	0	0	0	0	0	0	0	0	0	1
12	MILLER, Rakewon	0-0	0-0	0-0	0	0	0	0	0	0	0	0	0	1
20	PAL, Chudier	0-0	0-0	0-0	1	0	1	0	0	1	0	0	0	3
25	CASPER, Jacob	0-0	0-0	0-0	0	0	0	0	0	0	0	0	0	1
31	HUGHES, Sam	1-3	0-0	2-4	0	2	3	4	1	0	0	1	0	24
35	ROBERTS, Jaleel	2-5	0-0	2-2	3	2	5	2	6	0	2	2	0	22
Team				2		3								
Totals		23-63	15-29	14-20	15	20	35	21	75	12	22	3	11	200

FG % 1st Half: 10-35 28.6% 2nd Half: 13-28 46.4% Game: 23-63 36.5%
3FG % 1st Half: 6-14 42.9% 2nd Half: 9-15 60.0% Game: 15-29 51.7%
FT % 1st Half: 3-6 50.0% 2nd Half: 11-14 78.6% Game: 14-20 70.0%

South Carolina 89 • 3-3

##	Player	Total		3-Ptr		Rebounds		PF	TP	A	TO	Blk	Stl	Min
		FG	FGA	FG	FGA	FT	FTA							
14	CHATKEVICIUS, L.	5-11	2-2	5-6	7	6	13	3	17	3	4	3	0	23
21	HENRY, Demetrius	6-11	0-0	3-4	2	6	8	2	15	0	1	3	0	32
00	THORNWELL, Sindarius	5-13	1-5	1-2	1	2	12	4	2	2	0	6	32	
04	JOHNSON, Tyrone	3-7	1-3	5-7	1	3	4	12	6	3	1	1	29	
10	NOTICE, Duane	4-6	2-4	2-4	0	1	12	1	3	1	2	25		
01	STROMAN, Marcus	2-3	0-0	3-3	0	4	4	1	7	6	5	0	1	25
15	THEUS JR., Reggie	1-1	0-0	0-0	0	0	0	0	2	0	1	0	1	1
20	MCKIE, Justin	3-5	2-3	0-0	0	1	1	8	0	0	0	0	13	
25	KACINAS, Mindaugas	2-3	0-0	0-0	1	3	4	2	4	1	2	0	18	
35	STEELE, Brian	0-0	0-0	0-0	0	0	0	1	0	1	0	0	1	2
Team				0		2								
Totals		31-60	8-17	19-26	12	27	39	15	89	21	20	10	12	200

FG % 1st Half: 15-31 48.4% 2nd Half: 16-29 55.2% Game: 31-60 51.7%
3FG % 1st Half: 4-10 40.0% 2nd Half: 4-7 57.1% Game: 17-41 41.7%
FT % 1st Half: 3-5 60.0% 2nd Half: 16-23 69.6% Game: 19-26 72.1%

Score by periods	1st	2nd	Total	Points	In	Off	2nd	Fast	Bench
UNC Asheville	29	46	75	15	20	8	10	16	16
South Carolina	37	52	89	38	15	12	14	21	21

Last FG - SC 2nd-00:51, SC 2nd-00:13.
Largest lead - AVL by 9:14-14:54, SC by 20 2nd-05:58.
AVL led for 03:56. SC led for 31:19. Game was tied for 04:45.

GAME #7



Official Basketball Box Score - Game Totals - Final Statistics
South Carolina vs Marshall
12/1/14 7:30 p.m. at Huntington, W.Va. (Henderson Center)

South Carolina 77 • 4-3

##	Player	Total		3-Ptr		Rebounds		PF	TP	A	TO	Blk	Stl	Min
		FG	FGA	FG	FGA	FT	FTA							
14	CHATKEVICIUS, L.	7-9	1-1	0-0	2	2	4	15	1	4	1	1	18	
21	HENRY, Demetrius	1-4	0-1	0-0	1	2	3	5	4	0	2	0	15	
00	THORNWELL, Sindarius	4-12	0-4	2-6	3	7	10	4	10	3	1	2	27	
04	JOHNSON, Tyrone	0-5	0-1	1-2	1	1	2	3	1	3	0	0	1	20
10	NOTICE, Duane	10-18	2-8	5-5	1	4	5	27	4	1	0	2	36	
01	STROMAN, Marcus	2-4	0-1	2-4	1	3	4	6	3	5	0	0	25	
15	THEUS JR., Reggie	0-0	0-0	0-0	0	0	0	0	0	0	0	0	1	
20	MCKIE, Justin	5-8	1-3	1-3	0	4	4	12	0	1	0	1	22	
25	KACINAS, Mindaugas	0-2	0-0	2-4	3	2	5	2	2	1	0	4	32	
35	STEELE, Brian	0-1	0-1	0-0	0	0	0	1	0	1	0	0	4	
Team				2		2								
Totals		30-63	4-20	13-24	14	25	39	24	77	17	15	3	13	200

FG % 1st Half: 16-34 47.1% 2nd Half: 14-29 48.3% Game: 30-63 47.6%
3FG % 1st Half: 3-11 27.3% 2nd Half: 1-9 11.1% Game: 4-20 20.0%
FT % 1st Half: 4-10 40.0% 2nd Half: 9-14 64.3% Game: 13-24 54.2%

Marshall 59 • 3-4

##	Player	Total		3-Ptr		Rebounds		PF	TP	A	TO	Blk	Stl	Min
		FG	FGA	FG	FGA	FT	FTA							
05	SANE, Cheikh	1-6	0-1	1-2	4	3	7	4	3	1	1	0	19	
25	TAYLOR, Ryan	3-9	0-1	5-8	2	1	3	5	11	2	3	0	32	
31	KAMBOLA, JP	3-6	1-3	1-1	0	2	2	3	8	0	3	0	18	
15	BOYKINS, Devince	0-1	0-0	1-2	0	0	1	1	1	1	0	0	7	
35	LOOP, Austin	2-10	2-10	4-4	2	2	4	10	2	0	0	0	33	
03	JOHNSON, Jay	2-12	0-6	4-6	6	5	11	0	8	0	0	0	27	
01	NIKOLIC, Aleksa	1-5	0-2	2-3	1	6	1	4	3	4	0	1	35	
23	EDMONDS, Justin	3-5	2-3	1-4	1	2	3	1	9	1	0	1	27	
26	MANNING, Tamron	0-0	0-0	0-0	0	0	0	0	0	0	0	0	1	
10	MIOVIC, Milan	1-2	0-0	3-4	1	3	4	4	5	1	2	0	21	
Team				1		3								
Totals		16-56	5-26	22-34	18	25	43	20	59	9	19	3	6	200

FG % 1st Half: 5-29 17.2% 2nd Half: 11-27 40.7% Game: 16-56 28.6%
3FG % 1st Half: 1-4 25.0% 2nd Half: 4-12 33.3% Game: 5-26 19.2%<

GAME #9 - SOUTH CAROLINA 68, CLEMSON 45
DEC. 19, 2014/COLONIAL LIFE ARENA

COLUMBIA, S.C. - Emboldened by a raucous crowd of over 11,000 fans, the South Carolina Gamecocks (6-3) earned a big win over archrival Clemson (6-4) Friday evening at Colonial Life Arena. Duane Notice would score 14 of his game-high 19 points over the final 20 minutes, helping Carolina turn a two-point halftime deficit into a 68-45 win. The sophomore guard would nearly match the entire offensive output of the Tigers, who as a team made just five field goals and scored 15 points in the second half.

With Clemson holding a 30-28 lead coming out of halftime, the two teams traded possessions and were knotted at 35 after a 3 from Clemson's Jaron Blossomgame with 15:09 to play. That would be the visiting side's final field goal made over the next ten minutes, as the Gamecocks embarked on a 26-2 run in that span to put the game away. A barrage of 3-pointers from the Carolina guards sparked the streak, with Notice making two and Sindarius Thornwell adding another that ballooned the lead into double digits and forced a timeout with ten minutes to play.

Free throws from both Demetrius Henry and Tyrone Johnson and a lay-up from Johnson continued the run for the Gamecocks, as the Tigers scored just two points the middle eight minutes of the half. Notice connected for his career-high fifth 3 of the contest with 4:33 remaining to put the Carolina lead at 64-39.

After connecting on just 1-of-9 attempts from deep in the first half, the Gamecocks would hit on 6-of-13 in the second half. Four would come from Notice alone. On the defensive end, South Carolina would limit the opposition to 1-of-11 from long range.

In the opening half it was a game of runs, with the Gamecocks opening with a 10-0 run to take an early 16-7 advantage, holding the Tigers scoreless for nearly six minutes. Notice hit Carolina's first 3 of the game near the nine-minute mark to push the lead to 10 at 19-9. A make at the foul line from Thornwell pushed the lead to 11, but the Tigers responded with a 10-0 run of their own to pull within one at 20-19 with 5:20 to play in the half, forcing a Carolina timeout.

Johnson collected his sixth assist of the half near the three-minute mark on a nifty pass and lay-in under the basket from Mindaugas Kacinas to put the Carolina lead at four. A jumper from Rod Hall with just seven seconds left in the half gave the Tigers their first lead since early in the half, and Clemson held a two-point advantage at 30-28 at the break.

Clemson scored 14 points off of eight Gamecock turnovers in the first half, compared to just four Carolina points off of seven Tiger giveaways. Laimonas Chatkevicius led the Gamecocks with eight points in the opening set, while Henry and Kacinas added six apiece. After allowing the Tigers to score nearly half of their points directly off turnovers in the first half, the Gamecocks would turn the ball over just four times in the second half and kept the Tigers scoreless off them.

With the defensive effort in the second half by Carolina, the Tigers would make just 17.9 percent of its 28 attempts and ended the game at 29.8 percent. It marks the third straight game where an opponent has not been able to crack the 30 percent mark in a game. The 23-point win is the program's largest in the storied rivalry since a 28-point margin in 1971 and it is the biggest win by either side since 1994.

GAME #10 - SOUTH CAROLINA 78, COKER 52
DEC. 21, 2014/COLONIAL LIFE ARENA

COLUMBIA, S.C. - A reliable inside scoring attack helped lead South Carolina to its fifth-straight win of the season Sunday afternoon, as it defeated Coker College 78-52. The Gamecocks converted on well over half their two-point attempts and scored 50 points in the paint, helping to erase a brief deficit early in the game. The win moves Carolina to 7-3 and marks the first time since the 2012-13 season that the team has enjoyed a win streak this long.

The Cobras scored their first five points off of Gamecock turnovers and held a 5-0 upperhand with 16:46 to play, but back-to-back lay-ins from Tyrone Johnson and Duane Notice off Cobra turnovers halted the run. Both teams struggled to maintain possessions through the next several minutes of play, with the Gamecocks having eight turnovers and Coker seven before the under-12 minute media timeout.

A 3 from Coker's Aubrey Daniel knotted the game at 13 with just under 10 minutes to play in the first half. The Gamecocks would score eight unanswered to lead 21-13 before a lay-in from Coker's Jordan Scott stopped the run near the seven-minute mark.

Johnson took a defensive rebound coast-to-coast and pushed the Gamecock lead to nine at 30-21 with 2:27 to play, and Notice sank a 3 just before the break for a 35-23 Carolina upperhand at half.

Demetrius Henry contributed six points and a blocked shot in the final 3:29 of the half for nine points and two blocks at the break. Notice's 12 points led the Gamecocks in the opening set, and Scott led Coker with seven points.

A pair of lay-ups from Notice and Henry and a 3 from Johnson pushed the Carolina lead to 18 points at 42-24 early in the second half. The team's traded made baskets, but the Gamecocks began to pull away, leading by 20 with 11:47 to play at 50-30. Carolina would score the next six unanswered, capped by an emphatic breakaway dunk from Sindarius Thornwell.

South Carolina led by as many as 27 in the second half, taking advantage of its size in the interior to make 60 percent of its two-point field goals in the final 20 minutes (15-of-25).

After the foursome of Laimonas Chatkevicius, Henry, Johnson and Notice joined together to score all 35 of the team's first-half points, the offense would be evenly distributed over the final 20 minutes. Six different players would score four points or more in the second half. Mindaugas Kacinas shined as the game wore down, collecting seven points and five rebounds in just seven minutes played in the final frame.

GAME #11 - SOUTH CAROLINA 91, NC A&T 54
DEC. 30, 2014/COLONIAL LIFE ARENA

COLUMBIA, S.C. - The South Carolina men's basketball team showed little signs of rust from the holiday break, clicking on both ends of the floor in a convincing 91-54 win over North Carolina A&T (2-13) Tuesday night. Six different players scored in double figures for the Gamecocks (8-3), who shot 56 percent from the floor. Strong man-to-man defense by the Gamecocks forced three early turnovers, and A&T was not able to even attempt a field goal until almost three full minutes had passed. It did not make a field goal until the 16:40 mark, as South Carolina built an early 10-2 lead before the first media timeout.

Laimonas Chatkevicius scored seven points with five rebounds in the first five minutes of the game, and led all scorers with nine points at the break. Despite a high success rate from deep, making 3-of-5 attempts in the first half, the Gamecocks opted to take it in the paint offensively. That led to great success, as they would make 13-of-22 two-point field goals and outscored the Aggies 24-4 in the paint for the opening 20 minutes and 42-14 for the game.

Marcus Stroman spearheaded the team's fast break attack early, passing out five assists to go with five rebounds and three points in nine minutes of the opening frame. Three of those assists would come on fast-break layups. The freshman guard finished with five points, seven assists and five rebounds.

The Aggies went almost five minutes without a field goal from the eight-minute mark until 3:10 to go in the half, allowing the Gamecocks to take a 40-12 lead. The margin would grow as large as 47-16 before the teams headed to the locker rooms for halftime. North Carolina A&T shot 20 percent in the half (5-of-25) and did not hit on any of its seven 3-point attempts.

In the second half the Aggies were able to find a rhythm offensively, but still could not keep the Gamecocks from scoring inside. The Garnet and Black again hit better than half of its attempts from the field in the final 20 minutes and also made 16 free throws in that span.

Mindaugas Kacinas led the charge offensively coming out of the break, scoring eight points and pulling down four rebounds in 10 minutes off the bench. He had his second perfect shooting game of the season, making all five field goals and also hit all six free throw attempts. He finished with a game-high 16 points, just two off matching his career high.

The team's 55.8 percent success rate for the game is the fifth-highest in any game during the Frank Martin era, and the 91 points are second only to last season's 92 scored against Marshall.

GAME #9



Official Basketball Box Score - Game Totals - Final Statistics
Clemson vs South Carolina
12/19/14 7 p.m. ET at Columbia, S.C. (Colonial Life Arena)

Clemson 45 • 6-4

#	Player	Total			3-Ptr			Rebounds			PF	TP	A	TO	Blk	Stl	Min
		FG	FGA	FT	FTA	FG	FGA	FT	FTA	Off							
05	BLOSSOMGAME, Jaron	f	5-10	1-1	3-3	1	4	5	2	14	1	1	0	2	34		
15	GRANTHAM, Donte	f	3-8	1-2	0-0	2	2	4	2	7	0	3	1	2	28		
5	NIKOK, Landry	c	0-1	0-0	0-0	1	1	4	0	1	0	0	0	10			
12	HALL, Rod	g	1-8	0-1	0-2	2	2	4	0	2	3	5	0	29			
21	HARRISON, Damarcus	g	4-11	2-7	0-1	0	1	2	10	1	0	2	0	28			
00	ROOKS, Patrick	g	0-3	0-2	0-0	0	0	0	0	0	0	0	0	1			
01	AJUKWA, Austin	g	1-3	0-1	0-1	1	1	2	2	2	0	2	0	13			
10	DeVOE, Gabe	g	0-1	0-1	0-0	0	0	0	0	0	0	0	0	4			
20	ROPER, Jordan	g	0-7	0-3	4-4	0	2	2	1	4	2	0	0	3	19		
33	SMITH, Josh	g	1-2	0-0	0-1	1	1	2	2	2	0	1	0	10			
44	McGILLAN, Riley	g	0-0	0-0	0-0	0	0	0	0	0	0	0	0	2			
50	DJITTE, Sidy	g	2-3	0-0	0-0	3	3	6	5	4	0	0	2	22			
	Team					1	4	5									
	Totals		17-57	4-18	7-12	11	20	31	20	45	7	13	5	9	200		

FG % 1st Half:	12-29	41.4%	2nd Half:	5-28	17.9%	Game:	17-57	29.8%	Deadball Rebounds	1
3FG % 1st Half:	3-7	42.9%	2nd Half:	1-11	9.1%	Game:	4-18	22.2%		
FT % 1st Half:	3-4	75.0%	2nd Half:	4-8	50.0%	Game:	7-12	58.3%		

South Carolina 68 • 6-3

#	Player	Total			3-Ptr			Rebounds			PF	TP	A	TO	Blk	Stl	Min
		FG	FGA	FT	FTA	FG	FGA	FT	FTA	Off							
4	CHATKEVICIUS, L	f	6-8	0-1	0-0	1	1	2	3	12	1	1	3	2	28		
21	HENRY, Demetrius	f	3-4	0-1	2-2	1	4	5	4	8	1	2	2	0	16		
00	THORNWELL, Sindarius	g	1-5	1-4	3-4	0	7	7	2	6	2	0	0	26			
04	JOHNSON, Tyrone	g	1-4	0-2	2-2	0	1	1	0	4	2	2	0	27			
10	NOTTICE, Duane	g	7-15	5-9	0-0	1	3	4	19	1	3	1	1	31			
01	STROMAN, Marcus	g	0-2	0-1	2-6	0	3	3	1	2	2	2	0	19			
15	THEUS JR., Reggie	g	0-0	0-0	0-0	0	0	0	0	0	0	0	0	4			
20	MCKIE, Justin	g	1-5	1-4	2-2	0	2	2	1	5	0	0	0	14			
24	CARRERA, Michael	g	2-3	0-0	2-2	3	3	6	2	6	2	1	0	10			
25	KACINAS, Mindaugas	g	2-4	0-0	2-2	1	4	5	6	1	0	1	0	25			
35	STEELE, Brian	g	0-0	0-0	0-0	0	0	0	0	0	0	0	0	2			
	Team					1	4	5									
	Totals		23-50	7-22	15-20	8	32	40	14	68	17	12	7	200			

FG % 1st Half:	11-26	42.3%	2nd Half:	12-24	50.0%	Game:	23-50	46.0%	Deadball Rebounds	4
3FG % 1st Half:	1-9	11.1%	2nd Half:	6-13	46.2%	Game:	7-22	31.8%		
FT % 1st Half:	3-6	83.3%	2nd Half:	10-14	71.4%	Game:	15-20	75.0%		

Officials: Tony Greene, Joe Lindsey, Roger Ayers
Technical fouls: Clemson-None, South Carolina-None.
Attendance: 11992

Score by periods	1st	2nd	Total
Clemson	30	15	45
South Carolina	28	40	68

Last FG - CU 2nd-01:16, SC 2nd-03:42.
Largest lead - CU by 2 1st-18:36, SC by 28 2nd-03:42.
CU led for 02:35, SC led for 32:36. Game was tied for 04:40.

GAME #10



Official Basketball Box Score - Game Totals - Final Statistics
Coker vs South Carolina
12/21/14 3:30 p.m. ET at Columbia, S.C. (Colonial Life Arena)

Coker 52 • 3-5

#	Player	Total			3-Ptr			Rebounds			PF	TP	A	TO	Blk	Stl	Min
		FG	FGA	FT	FTA	FG	FGA	FT	FTA	Off							
42	Trey James	f	3-8	0-0	2-5	7	8	15	4	8	2	3	1	0	34		
34	Jalen Watson	f	2-6	0-0	3-3	2	2	4	0	7	0	0	0	27			
3	Trey Marshall	g	0-0	0-0	0-0	0	0	0	1	0	1	0	0	3			
03	Erick Bethel	g	5-15	3-8	1-1	1	2	3	0	14	2	3	0	30			
32	Jordan Scott	g	4-14	2-9	3-4	0	1	4	13	0	6	0	1	24			
02	Sean Preston	g	0-1	0-0	0-0	2	2	3	0	2	1	0	0	28			
04	Aubrey Daniel	g	2-8	1-1	0-0	1	1	2	4	5	1	4	0	22			
23	Roman Hall	g	1-1	0-0	0-1	0	0	1	2	0	0	0	0	9			
33	Deion Craig	g	1-2	1-2	0-0	0	0	0	0	3	0	0	0	4			
44	Gabriel Mens	g	0-1	0-0	0-0	0	0	0	1	0	0	0	0	6			
00	Howard Davenport	g	0-1	0-0	0-0	0	0	0	2	0	0	0	0	6			
52	Tim Buchikos	g	0-1	0-0	0-0	0	0	0	1	0	0	1	0	7			
	Team					3	1	4									
	Totals		18-58	7-21	9-14	14	17	31	21	52	8	19	1	8	200		

FG % 1st Half:	9-27	33.3%	2nd Half:	9-31	29.0%	Game:	18-58	31.0%	Deadball Rebounds	2
3FG % 1st Half:	3-10	30.0%	2nd Half:	4-11	36.4%	Game:	7-21	33.3%		
FT % 1st Half:	2-3	66.7%	2nd Half:	7-11	63.6%	Game:	9-14	64.3%		

South Carolina 78 • 7-3

#	Player	Total			3-Ptr			Rebounds			PF	TP	A	TO	Blk	Stl	Min
		FG	FGA	FT	FTA	FG	FGA	FT	FTA	Off							
4	CHATKEVICIUS, L	f	8-12	0-0	0-2	3	2	5	0	16	0	4	2	0	24		
21	HENRY, Demetrius	f	6-8	0-0	4-5	3	2	5	1	16	1	2	3	1	19		
00	THORNWELL, Sindarius	g	2-6	0-1	0-0	1	2	3	1	1	1	1	1	20			
04	JOHNSON, Tyrone	g	4-7	1-2	3-5	0	3	3	12	5	2	1	3	29			
10	NOTTICE, Duane	g	6-12	2-4	5-6	1	4	5	4	19	3	1	0	30			
01	STROMAN, Marcus	g	0-2	0-0	0-0	2	2	2	4	0	8	1	0	22			
15	THEUS JR., Reggie	g	0-2	0-1	0-0	0	0	0	0	0	0	0	0	4			
20	MCKIE, Justin	g	1-6	0-2	0-0	1	3	4	2	2	2	1	0	14			
24	CARRERA, Michael	g	0-3	0-0	0-0	3	5	8	4	0	1						

GAME #12 - SOUTH CAROLINA 64, NO. 9 IOWA STATE 60
JAN. 3, 2015/BARCLAYS CENTER/BROOKLYN, N.Y.

BROOKLYN, N.Y. - On its biggest stage of the season so far, it was an old standby that would help South Carolina notch a signature win Saturday night, beating No. 9 Iowa State 64-60 at the Barclays Center in New York City. The Gamecocks (9-3) used a stingy defense to limit the Cyclones (10-2) to their lowest-scoring game since Jan. 23, 2013 while clinching its first win over a top-ten opponent since the 2009-10 season.

The Gamecocks came out firing from the opening tip, streaking out to a 15-4 lead through the first five minutes of the game. That burst was led by Tyrone Johnson, who scored nine of those 15 points for the hot start, making three straight field goals and adding in a pair of free throws.

The Cyclones answered with a run to cut the deficit to 20-17, but another 12-3 run would give Carolina the game's biggest lead at 32-20. Foul troubles would weaken the frontcourt attack for the Gamecocks, and Iowa State would take advantage with a strong transition offense that cut into the lead and would enter the halftime break down just one point, 36-35.

Coming out of the break the lead would never go higher than six points as every basket would come at a premium. The Gamecocks would score the first two baskets of the half, but Iowa State would remain in striking distance and would finally take its first lead of the game with a 9-2 run that turned a 45-39 deficit into a 48-47 lead.

The lead was traded back and forth on the ensuing possessions before the Gamecocks found themselves down 51-49 with 6:30 to play in the game. Playing shorthanded with foul troubles, Carolina would flip the momentum with a quick 7-0 run over the next two minutes for the 56-51 lead.

After Mindaugas Kacinas and Laimonas Chatkevicius each picked up their fifth fouls to leave the game with a 58-56 lead and two minutes to play, Sindarius Thornwell would provide a trio of clutch plays that would seal the win. The first was an old-fashioned 3-point play with 1:51 to go gave Carolina a five-point lead 61-56.

He followed with another layup as the shot clock was winding down for a 63-57 lead and just a minute to play. After Iowa State got within one possession and had the ball looking for the tie, Thornwell made the steal and hit a free throw to seal the win thanks to the four-point advantage.

South Carolina's three starting guards - Johnson, Thornwell and Duane Notice combined to score 41 of the team's 64 total points. Johnson (Plainfield, N.J.) and Notice (Woodbridge, Ontario) were playing in front of a large group of family and friends, as was Brooklyn native Shamiek Sheppard, who played in his second game back from injury.

GAME #13 - FLORIDA 72, SOUTH CAROLINA 68
JAN. 7, 2015/COLONIAL LIFE ARENA

COLUMBIA, S.C. - Two defensive powers collided Wednesday night in the SEC opener, and a shooting slump in the second half for South Carolina (9-4, 0-1 SEC) would be the difference in a 72-68 loss to Florida (7-6, 1-0 SEC). Tyrone Johnson led the team with 20 points, but the Gamecocks would make only eight field goals in the second half to see their seven-game win streak snapped.

The Gamecocks fought through early adversity in the opening half as Florida's full-court pressure on defense forced turnovers and gave the Gators a quick 17-6 lead just six minutes in. The strong start was buoyed by an 11-0 run that broke up a 6-all tie. Adding to the issues was the quick exit from sophomore guard Sindarius Thornwell, who played just the first six minutes before leaving with foul trouble.

Needing a way to get back into contention, Carolina would turn to its nationally ranked defense to slow down Florida. After a layup from Marcus Stroman broke up the run, the Gamecocks held the visitors without a point for more than four minutes while embarking on an 11-0 run of their own to tie it back up at 17 with 9:33 to play. The rest of the half would be closely contested, with the final four minutes played as a one-possession game.

With Florida's defense locking down Duane Notice and Thornwell on the bench, Tyrone Johnson picked up the scoring slack with an electrifying half. He led all scorers with 11 points on 4-of-6 shooting that included a pair of three-point plays off tough layups. With the game tied at 31 and under a minute to play before halftime, Notice would hit on his first field goal of the game for Carolina's first lead of the game, 34-31 at the break.

The strong end to the half would not carry over into the final 20 minutes for the Gamecock offense. After a jumper from Laimonas Chatkevicius with 18:34 to play, Carolina would make just one field goal in 11 attempts for the next nine minutes to see its 38-32 lead turn into a 51-46 deficit. Free throws would be the team's primary weapon in that stretch and for the half in general, as it would make 16-of-17 in the second half alone and 23-of-27 for the game.

Despite the struggles from the field, Carolina would still lead through the first eight minutes of the half. Florida's Michael Frazier would tie the game at 44 with 11:37 to go, but the game would turn after a flagrant foul was called on Chatkevicius. The call led to a pair of free throws to give Florida a lead it would never give back. It scored the next seven points and kept the Gamecocks at a two-possession deficit until the waning seconds of the game.

It would not be until the final 30 seconds that Carolina's offense was able to find paydirt consistently, with a pair of 3s from Mindaugas Kacinas and a layup by Johnson. Despite not making a field goal for the final 3:19 of the game, Florida countered with a clutch performance from the free throw line to squish any comeback attempts, making eight straight to give the home side no chance at the tie.

Aside from the three straight made field goals in the last minute of regulation, Carolina would make just 5-of-21 attempts in the final half. The missed shots were exacerbated by a strong rebounding effort from Florida, who allowed just 23 to the Gamecocks for the game.

GAME #14 - OLE MISS 65, SOUTH CAROLINA 49
JAN. 10, 2015/TAD SMITH COLISEUM/OXFORD, MISS.

OXFORD, Miss. - The men's basketball team opened the SEC road slate Saturday with a matchup with Ole Miss. The Rebels would lead throughout the game as the Gamecocks were slowed offensively for a season-low in points, losing 65-49.

The loss moves Carolina to 9-5 overall and 0-2 in the SEC, while the Rebels even their record at 1-1 and 10-5 for the season. Tyrone Johnson's 13 points led the team in scoring, Sindarius Thornwell and Duane Notice each scored nine.

The game got off to a slow start, as the lights at Tad Smith Coliseum cut out as the teams were heading off for the under-16 minute media timeout. After a 23-minute delay the game resumed. The Gamecocks would trail 33-27 at the break, using an 11-5 run in the final four minutes.

A pair of drives to the bucket for Johnson opened the second half and Carolina would tie the game at 33-all to force a quick timeout. The Rebels would counter with a full-court press that effectively limited the Carolina comeback attempt. After missing most of the first half to foul trouble, Ole Miss' Stefan Moody erupted for all 16 of his points in the second half as the Rebels pulled away in the middle portion of the final 20 minutes.

The Gamecocks would miss on all 10 of their 3-point attempts in the second half and made just 18-of-49 overall from the field in the game. After tying the game up at 33, it would be three minutes before another field goal would fall to allow a 10-3 run. The final straw would be the cold streak to end the game. After a layup from Thornwell with 4:56 to play to make it a nine-point game, Carolina would go 0-5 from the floor with three turnovers to see Ole Miss end the game on an 8-1 run.

GAME 12



Official Basketball Box Score - Game Totals - Final Statistics
South Carolina vs Iowa State
 01/03/15 8:00 p.m. at Brooklyn, NY (Barclays Center)

South Carolina 64 • 9-3

#	Player	Total		3-Ptr		Rebounds		PF	TP	A TO	Blk	Stl	Min
		FG	FGA	FG	FGA	FT	FTA						
14	CHATKEVICIUS, L.	2-3	0-1	0-0	1-2	3	5	4	0	3	0	0	20
21	HENRY, Demetrius	3-6	0-0	1-2	2	3	5	7	0	3	0	0	27
00	THORNWELL, Sindarius	4-8	1-2	4-8	1	7	8	3	13	0	3	0	27
04	JOHNSON, Tyrone	5-12	1-2	2-2	1	6	7	2	13	3	1	1	35
10	NOTICE, Duane	5-12	0-4	5-9	2	4	6	15	4	4	0	3	37
01	STROMAN, Marcus	1-1	0-0	0-0	1	1	2	3	1	3	0	1	9
12	SHEPPARD, Shamiek	1-4	0-0	0-0	1	1	2	2	0	0	1	1	11
20	MCKIE, Justin	1-2	0-1	0-0	0	1	1	0	2	0	1	0	12
24	CARRERA, Michael	1-2	0-0	1-1	0	0	3	0	0	1	1	0	15
25	KACINAS, Mindaugas	0-0	0-0	3-4	0	1	5	3	0	1	1	0	7
Team				2		5		1					
Totals		23-50	2-10	16-26	11	31	42	28	64	8	20	4	200

FG % 1st Half: 13-28 46.4% 2nd half: 10-22 45.5% Game: 23-50 46.0%
 3FG % 1st Half: 2-7 28.6% 2nd half: 0-3 0.0% Game: 2-10 20.0%
 FT % 1st Half: 8-11 72.7% 2nd half: 8-15 53.3% Game: 16-26 61.5%

Iowa State 60 • 10-2

#	Player	Total		3-Ptr		Rebounds		PF	TP	A TO	Blk	Stl	Min
		FG	FGA	FG	FGA	FT	FTA						
22	Hogue, Dustin	4-6	0-0	7-13	2	4	6	2	15	0	0	0	34
11	Morris, Monté	5-11	0-1	0-1	2	0	2	1	10	2	1	0	38
13	Dejean-Jones, Bryce	1-5	0-3	1-2	0	2	4	3	1	2	0	0	20
15	Long, Naz	3-11	1-7	0-1	0	3	3	4	7	0	3	0	26
31	Niang, Georges	3-13	0-4	4-6	2	6	8	4	10	3	4	1	34
01	McKay, Jameel	4-8	0-0	7-10	4	2	6	4	15	2	1	2	28
02	Nader, Abdel	0-1	0-1	0-0	0	1	1	0	2	1	0	0	10
21	Thomas, Matt	0-2	0-2	0-0	0	1	1	0	0	0	0	1	10
Team				2		3		5					
Totals		20-57	1-18	19-33	12	22	34	21	60	8	13	4	200

FG % 1st Half: 13-30 43.3% 2nd half: 7-27 25.9% Game: 20-57 35.1%
 3FG % 1st Half: 0-10 0.0% 2nd half: 1-8 12.5% Game: 1-18 5.6%
 FT % 1st Half: 9-18 50.0% 2nd half: 10-15 66.7% Game: 19-33 57.6%

Officials: Joe DeRosa, Patrick Adams, Kip Kissingier
 Technical fouls: South Carolina-None. Iowa State-Niang, Georges.
 Attendance: 3546
 Flagrant foul 1 called at 3:20 in 1st half on SC's Tyrone Johnson (#4).

Score by periods	1st	2nd	Total	In	Off	2nd	Fast
South Carolina	36	28	64	Points	Paint	T/O	Chance
Iowa State	35	25	60	SC	36	13	4
				ISU	32	17	12

Last FG - SC 2nd-01:03, ISU 2nd-00:48.
 Largest lead - SC by 12 1st-06:23, ISU by 2 2nd-06:29.
 SC led for 36:01, ISU led for 01:46. Game was tied for 01:52.

GAME #13



Official Basketball Box Score - Game Totals - Final Statistics
Florida vs South Carolina
 1/17/14 7 p.m. ET at Columbia, S.C. (Colonial Life Arena)

Florida 72 • 8-6, 1-0 SEC

#	Player	Total		3-Ptr		Rebounds		PF	TP	A TO	Blk	Stl	Min
		FG	FGA	FG	FGA	FT	FTA						
03	Robinson, Devin	1-5	0-2	2-2	0	3	3	4	2	2	0	1	17
10	Finney-Smith, Dorian	7-12	2-6	4-5	2	5	7	4	20	1	1	2	29
00	Hill, Kasey	2-5	0-0	5-7	1	0	1	5	9	1	6	0	25
11	Chiozza, Chris	0-2	0-0	0-0	2	1	3	5	0	0	0	0	25
25	Walker, Chris	2-5	0-1	0-0	1	3	4	1	4	0	3	0	20
01	Carter, Eli	2-5	0-3	2-2	1	3	4	3	6	3	3	0	20
05	Murphy, Alex	2-5	0-2	0-0	1	1	2	4	1	0	0	0	11
20	Frazier, Michael	4-7	3-5	6-7	0	1	1	17	2	2	0	0	29
30	Kurtz, Jacob	1-3	0-0	6-7	3	3	6	1	8	0	3	0	24
Team				3		6		1					
Totals		21-49	5-19	25-30	14	23	37	24	72	14	17	4	200

FG % 1st Half: 11-24 45.8% 2nd half: 10-25 40.0% Game: 21-49 42.9%
 3FG % 1st Half: 2-8 25.0% 2nd half: 3-11 27.3% Game: 5-19 26.3%
 FT % 1st Half: 7-10 70.0% 2nd half: 18-20 90.0% Game: 25-30 83.3%

South Carolina 68 • 9-4, 0-1 SEC

#	Player	Total		3-Ptr		Rebounds		PF	TP	A TO	Blk	Stl	Min
		FG	FGA	FG	FGA	FT	FTA						
14	CHATKEVICIUS, L.	3-6	0-1	2-2	0	1	3	8	0	2	0	0	21
21	HENRY, Demetrius	3-7	0-0	0-1	1	3	4	1	6	0	0	1	31
00	THORNWELL, Sindarius	1-4	1-2	2-2	0	0	0	5	2	1	0	0	18
04	JOHNSON, Tyrone	5-10	1-2	9-9	1	4	5	1	20	3	1	0	31
10	NOTICE, Duane	1-7	1-3	2-2	0	2	2	1	5	2	2	0	27
01	STROMAN, Marcus	2-5	0-1	3-5	0	0	0	3	7	3	4	0	29
20	MCKIE, Justin	1-2	0-0	4-4	1	1	2	6	0	2	1	0	15
24	CARRERA, Michael	1-2	0-0	0-0	2	2	2	2	0	0	1	0	5
25	KACINAS, Mindaugas	3-6	2-4	1-2	1	4	5	2	9	1	1	0	23
Team				1		2		4					
Totals		20-49	5-13	23-27	7	16	23	20	68	11	11	5	200

FG % 1st Half: 12-24 50.0% 2nd half: 8-25 32.0% Game: 20-49 40.8%
 3FG % 1st Half: 3-5 60.0% 2nd half: 2-8 25.0% Game: 5-13 38.5%
 FT % 1st Half: 7-10 70.0% 2nd half: 16-20 80.0% Game: 23-27 85.2%

Officials: Anthony Jordan, Ted Valentine, Tim Gattis
 Technical fouls: Florida-None. South Carolina-None.
 Attendance: 12181
 2015 SEC Opener

Score by periods	1st	2nd	Total	In	Off	2nd	Fast
Florida	31	41	72	Points	Paint	T/O	Chance
South Carolina	34	34	68	UF	26	14	9
				SC	22	8	13

Last FG - UF 2nd-03:19, SC 2nd-00:06.
 Largest lead - UF by 11 1st-14:15, SC by 6 2nd-18:24.
 UF led for 27:36, SC led for 08:52. Game was tied for 02:27.

GAME #14



Official Basketball Box Score - Game Totals - Final Statistics
South Carolina vs Ole Miss
 01-10-15 4 PM at Oxford, Miss./Tad Smith Coliseum

South Carolina 49 • 9-5, 0-2 SEC

#	Player	Total		3-Ptr		Rebounds		PF	TP	A TO	Blk	Stl	Min
		FG	FGA	FG	FGA	FT	FTA						
14	CHATKEVICIUS, L.	1-3	0-0	1-2	1	3	4	0	3	0	1	1	23
21	HENRY, Demetrius	1-3	0-0	2-6	2	2	4	4	4	1	1	0	14
00	THORNWELL, Sindarius	3-11	1-5	2-4	2	4	6	1	9	4	4	1	35
04	JOHNSON, Tyrone	5-9	1-4	2-2	0	2	3	13	3	5	0	1	36
10	NOTICE, Duane	3-10	1-7	2-2	0	2	4	9	5	1	0	0	2

GAME #15 - SOUTH CAROLINA 68, ALABAMA 66
JAN. 13, 2015/COLONIAL LIFE ARENA

COLUMBIA, S.C. - It would take all 40 minutes to decide, but the Gamecocks would earn their first SEC win of the season Tuesday night, beating Alabama 68-66. A shooting slump to start and end the game would be overcome to move Carolina to 10-5 overall and 1-2 in the SEC, while the Crimson Tide (12-4, 2-1) lost for just the first time in the conference season and saw a five-game win streak come to an end.

The Crimson Tide started the game on a 9-0 run as Carolina would miss on its first six field goal attempts. The offensive troubles were only made worse after leading scorer Duane Notice exited with his second foul of the half with 15:21 still to play. Rather than fold, though, the Gamecocks would rally back and went on a 12-2 run over the next 5:34 to turn the deficit into a 12-11 advantage.

The scoring was balanced throughout the half, as eight different players scored at least two points, and it wasn't until a Mindaugas Kacinas layup with 6:12 to go that a Gamecock player had more than one field goal made.

A corner 3-pointer from Michael Carrera keyed a separation late in the half, as it gave the team its first two-possession lead of the night at 21-17. It was the beginning of a 10-2 run that led to the biggest lead of the half, 28-19. After 16 minutes of tough defense on both ends, the final stretch would be highlighted by offense. The Gamecocks hit five of its last six attempts before the final horn, and Alabama made three straight that included an end-to-end layup before the horn.

The Gamecocks took a 30-25 lead into the break, led by six points from Laimonas Chatkevicius and five apiece from Carrera and Kacinas. That trio also keyed a renewed effort on the glass for Carolina. After two straight games being out-rebounded, the Gamecocks held an 18-10 lead after 20 minutes.

The return of Notice in the second half would be felt immediately, as the sophomore scored the game's first six points to put Carolina ahead by double figures. The pace amped up as both sides tried to avoid effective half-court defenses, and the Gamecocks would take advantage. They would make more field goals than Alabama even attempted through the first nine minutes of the half.

Alabama's Ricky Tarrant made sure the Tide would not fall out of the game, scoring six points on his own over a 40-second stretch to cut Carolina's lead to 50-43 with 10:43 to play. While the Tide did not get to many attempts as the home side, it would be efficient, making 8-of-15 overall through the first 13 minutes.

The Tide would chip into what was a 13-point lead for the Gamecocks, and after a pair of free throws they would trail just 54-49. A pair of tough baskets would slow the rally down, with Tyrone Johnson and Demetrius Henry each getting fouled on made baskets in the paint.

A shooting slump would come at an inopportune time for Carolina, but a solid night at the free throw line would carry them. It would come up empty on eight straight attempts from the 6:31 mark until the final buzzer, but six makes from the charity stripe would make up the difference and led 68-66 with 30 seconds to play.

Up a basket with the ball, the Gamecocks would miss and leave the Tide 25 seconds to come up with the potential game-tying basket. They would instead hold for the win, attempting a 3-pointer at the charity that caught the back of the iron.

GAME #15



Official Basketball Box Score - Game Totals - Final Statistics
Alabama vs South Carolina
 1/13/14 9 p.m. ET at Columbia, S.C. (Colonial Life Arena)

Alabama 66 • 12-4, 2-1 SEC

##	Player	Total		3-Ptr		Rebounds		PF	TP	A TO	Blk	Stl	Min	
		FG-FGA	FG-FGA	FT-FTA	FT-FTA	Off	Def							Tot
03	Kessens, Michael	3-5	0-0	3-6	0	4	4	4	9	2	2	1	0	30
10	Taylor, Jimmie	3-3	0-0	0-1	1	4	5	3	6	0	0	2	0	29
02	Tarrant, Ricky	5-11	2-5	3-4	0	3	3	15	2	5	0	1	26	
20	Randolph, Levi	3-9	1-5	6-7	0	1	1	3	13	2	1	0	0	33
21	Cooper, Rodney	1-4	1-3	4-4	2	2	4	4	7	4	3	0	1	34
01	Norris, Riley	1-1	1-1	0-2	0	0	0	3	3	1	0	0	2	13
05	Coleman, Justin	2-4	1-2	2-3	0	1	1	7	0	1	0	0	11	
11	Hale, Shannon	1-3	0-1	2-2	1	2	2	4	1	0	1	0	12	
32	Obasohan, Retin	1-1	0-0	0-1	0	2	2	2	2	1	0	0	0	12
	Team			0	1	1			2					
Totals		20-41	6-17	20-30	4	19	23	27	66	13	14	4	4	200

FG % 1st Half: 8-19 42.1% 2nd half: 12-22 54.5% Game: 20-41 48.8% Deadball Rebounds 5
 3FG % 1st Half: 3-11 27.3% 2nd half: 3-6 50.0% Game: 6-17 35.3%
 FT % 1st Half: 6-14 42.9% 2nd half: 14-16 87.5% Game: 20-30 66.7%

South Carolina 68 • 10-5, 1-2 SEC

##	Player	Total		3-Ptr		Rebounds		PF	TP	A TO	Blk	Stl	Min	
		FG-FGA	FG-FGA	FT-FTA	FT-FTA	Off	Def							Tot
14	CHATKEVICIUS, L.	3-6	0-1	2-2	2	1	3	2	8	1	1	0	0	26
21	HENRY, Demetrius	3-3	0-0	0-0	0	1	1	4	6	0	1	1	1	30
02	THORNWELL, Sindarius	1-8	1-4	3-4	0	2	2	4	6	1	1	0	0	29
04	JOHNSON, Tyrone	5-12	0-3	3-5	0	3	3	13	2	1	0	2	36	
10	NOTICE, Duane	3-11	1-4	1-1	1	2	3	8	1	1	0	0	18	
01	STROMAN, Marcus	0-1	0-0	3-4	0	1	4	3	3	3	1	0	20	
20	MCKIE, Justin	1-4	0-1	0-0	0	1	2	2	2	0	0	0	17	
24	CARRERA, Michael	2-4	1-1	7-8	4	4	8	3	12	0	2	0	21	
25	KACINAS, Mindaugas	4-4	0-0	2-3	5	3	8	4	10	1	2	0	17	
	Team			1	0	1			1					
Totals		22-53	3-14	21-27	13	20	33	27	68	9	1	5	200	

FG % 1st Half: 10-22 45.5% 2nd half: 12-31 38.7% Game: 22-53 41.5% Deadball Rebounds 5.2
 3FG % 1st Half: 1-6 16.7% 2nd half: 2-8 25.0% Game: 3-14 21.4%
 FT % 1st Half: 9-12 75.0% 2nd half: 12-15 80.0% Game: 21-27 77.8%

Officials: Pat Adams, Lee Cassell, Ron Groover
 Technical fouls: Alabama-Kessens, Michael; South Carolina-CHATKEVICIUS, L.
 Attendance: 11085

Score by periods	1st	2nd	Total	Points	In	Off	2nd	Fast	Bench
Alabama	25	41	66		24	23	6	4	16
South Carolina	30	38	68		34	14	21	9	27

Last FG - UA 2nd-01:44, SC 2nd-06:31
 Largest lead - UA by 9 1st-15:22, SC by 13 2nd-16:22
 UA led for 07:31. SC led for 26:39. Game was tied for 05:30.
 Score tied - 4 times.
 Lead changed - 5 times.

GAME #16 - AUBURN 71, SOUTH CAROLINA 68
JAN. 17, 2015/AUBURN ARENA/AUBURN, ALA.

AUBURN, Ala. - The Gamecock's offense would return in a big way Saturday night at Auburn, but the Tigers would hold off a late rally to win 71-68. Despite hitting 58 percent of its shots in the second half, Carolina (10-6, 1-3 SEC) would be trumped at the foul line, with the home side converting on 18 more than their counterparts.

Carolina enjoyed the early lead from the tip, maintaining that advantage for the first 11 minutes of the game. The Tigers (10-7, 2-2) would pull even with eight minutes to go, tying the game at 19 and outscored the Gamecocks 20-10 in the home stretch to take a 39-29 lead into halftime. The major factor would be turnovers, as Auburn turned 10 South Carolina turnovers into 15 points in the first half alone.

A clean start to the second half would help Carolina open on a 7-0 run in the first three minutes of play, capitalized by a dunk from Laimonas Chatkevicius to force a timeout. The Gamecocks would finally chat his way back to even with 12 minutes to play after a jumper from Chatkevicius knotted it up at 45.

Trailing 53-49 with eight minutes left, the Gamecocks would make their best effort to earn the road victory. The home team would go scoreless over a three-minute stretch, allowing the Garnet and Black to key a 9-0 run and a 58-53 lead. The scoring drought would be broken in a big way, though, as KT Harrell's four-point play would ignite the crowd and his teammates. Auburn would respond with a 10-0 rally that included six points from Harrell and four from Cinmeon Bowers.

It would be a layup from Bowers at the 3:42 mark that would serve as Auburn's final field goal made, but it was able to earn enough trips to the charity stripe to keep Carolina's final comeback attempt well enough at bay. The Tigers made 10-of-12 free throws during its slump from the field, with the only two misses coming in a five-point game and 21 seconds to play.

For as good as its counterparts were in foul shooting, South Carolina would have an off night, making just 8-of-15 overall. Five of those cars would come in the final four minutes of the game.

After the run to reclaim the lead, Auburn was able to maintain a two-possession lead for the final three minutes of regulation. The closest Carolina would come would be three points after Tyrone Johnson hit a 3-pointer at the buzzer.

The Gamecocks would hit 14-of-24 shots from the floor in the final 20 minutes, and was able to snap a recent cold stretch from 3, making 8-of-18. Auburn would make just six field goals in the second half and shot 36 percent from the floor in the game.

GAME #16



Official Basketball Box Score - Game Totals - Final Statistics
South Carolina vs Auburn
 01/17/15 7:30 p.m. at Auburn Arena - Auburn, Ala.

South Carolina 68 • 10-6, 1-3

##	Player	Total		3-Ptr		Rebounds		PF	TP	A TO	Blk	Stl	Min	
		FG-FGA	FG-FGA	FT-FTA	FT-FTA	Off	Def							Tot
14	CHATKEVICIUS, L.	7-10	1-2	0-1	2	9	11	4	15	1	2	2	0	30
21	HENRY, Demetrius	0-1	0-0	0-0	0	0	0	2	0	1	2	1	0	15
02	THORNWELL, Sindarius	4-8	1-4	4-6	1	3	4	5	13	1	4	0	0	28
04	JOHNSON, Tyrone	4-9	3-4	2-2	0	3	3	13	4	3	1	2	30	
10	NOTICE, Duane	6-14	2-6	2-5	1	1	2	16	2	0	0	0	29	
01	STROMAN, Marcus	1-3	0-0	0-1	1	0	1	3	2	3	0	0	22	
20	MCKIE, Justin	0-0	0-0	0-0	0	1	0	0	0	0	0	0	10	
24	CARRERA, Michael	2-4	0-1	0-0	1	1	2	5	4	1	0	1	16	
25	KACINAS, Mindaugas	2-3	1-1	0-0	1	1	2	3	5	0	2	0	0	20
	Team			2	6	8			2					
Totals		26-52	8-18	8-15	9	25	34	27	68	12	17	4	3	200

FG % 1st Half: 12-28 42.9% 2nd half: 14-24 58.3% Game: 26-52 50.0% Deadball Rebounds 1
 3FG % 1st Half: 5-11 45.5% 2nd half: 3-7 42.9% Game: 8-18 44.4%
 FT % 1st Half: 0-1 0.0% 2nd half: 8-14 57.1% Game: 8-15 53.3%

Auburn 71 • 10-7, 2-2

##	Player	Total		3-Ptr		Rebounds		PF	TP	A TO	Blk	Stl	Min	
		FG-FGA	FG-FGA	FT-FTA	FT-FTA	Off	Def							Tot
05	Bowers, Cinmeon	3-11	0-3	4-8	6	4	10	3	10	1	3	1	0	33
25	Granger, Jordan	2-5	0-2	2-2	2	3	5	2	6	2	1	1	1	30
01	Harrell, KT	6-12	4-5	8-8	2	1	3	3	24	0	3	0	0	33
12	Ross-Miller, KC	0-6	0-3	0-0	0	5	3	0	3	1	0	2	19	
14	Mason, Antoine	4-7	2-3	4-6	2	5	3	2	14	0	3	0	25	
00	Canada, Malcolm	1-2	0-1	2-2	0	5	3	4	2	0	1	2	20	
04	Reed, Trayon	0-0	0-0	3-4	0	0	0	2	3	0	1	0	7	
13	Shamsid-Deen, Tahj	2-7	1-2	2-2	0	1	1	7	0	1	0	1	23	
20	Thompson, Alex	1-2	0-1	1-1	1	1	2	1	3	0	0	0	10	
	Team			2	3				2					
Totals		19-52	7-20	26-33	13	23	36	20	71	8	13	4	9	200

FG % 1st Half: 13-35 37.1% 2nd half: 6-17 35.3% Game: 19-52 36.5% Deadball Rebounds 2
 3FG % 1st Half: 3-12 25.0% 2nd half: 4-8 50.0% Game: 7-20 35.0%
 FT % 1st Half: 10-11 90.9% 2nd half: 16-22 72.7% Game: 26-33 78.8%

Officials: Antonio Petty, Tony Henderson, Mike Thibodeaux
 Technical fouls: South Carolina-None. Auburn-None.
 Attendance: 9121

Score by periods	1st	2nd	Total	Points	In	Off	2nd	Fast	Bench
South Carolina	29	39	68		30	14	9	4	11
Auburn	39	32	71		24	20	13	7	17

Last FG - SC 2nd-00:01, AU 2nd-03:42
 Largest lead - SC by 6 1st-12:33, AU by 10 1st-02:22
 SC led for 11:12. AU led for 23:12. Game was tied for 05:36.
 Score tied - 6 times.
 Lead changed - 6 times.

GAME #17 - TENNESSEE 66, SOUTH CAROLINA 62
JAN. 20, 2015/COLONIAL LIFE ARENA

COLUMBIA, S.C. - Despite coming across a hot-shooting Tennessee team that would convert on nearly 60 percent of its attempts, the South Carolina men's basketball team (10-7, 1-4 SEC) found itself down by just two points late in the game Tuesday night. It's rally back from a 17-point deficit would come up short, though, as the Volunteers (12-5, 4-1) won 66-62. Sindarius Thornwell led the team with 17 points.

The Volunteers broke the game open early after a hot stretch from the floor. With the game tied 6-6 five minutes in, Tennessee would hit on 3-of-4 attempts from 3, turning it into a 18-10 advantage just four minutes later. Michael Carrera would snap Carolina's three-minute scoreless streak, and an unlikely source would keep the visitors from pulling away.

On the Gamecocks' very next possession, Marcus Stroman found himself open from deep and sank just the second 3-pointer of his college career to make it a 20-15 game. Three turnovers forced in just over a minute of play would help Carolina inch even closer, trailing 22-19 with seven minutes left to play.

The Vols would hit a scoreless streak of their own late in the half, going over four minutes without a point. It would be turnovers at the root of the drought, as Tennessee committed five in that stretch to allow Carolina to tie the game back up at 22 with 4:14 to play. The Gamecocks weren't able to capitalize fully, shooting just 3-of-9 during that same stretch.

A pair of baskets on consecutive possessions would push the Tennessee lead back to multiple possessions, 27-22, and it would carry a 31-26 lead into the halftime break. Despite allowing the Volunteers to hit half of their first-half attempts (11-of-22), strong offensive rebounding and nine turnovers forced would give Carolina nine extra shots from the floor in the opening 20 minutes.

While four of Tennessee's made field goals came from 3, Carolina countered with 22 points in the paint and seven offensive rebounds. Stroman and Sindarius Thornwell paced the offense with five points apiece, but the team's three leading scorers entering Tuesday night (Thornwell, Duane Notice and Tyrone Johnson) combined to hit just 5-of-20 shots in the half.

A blistering start to the second half would extend the visitor's lead, as Tennessee made 8-of-11 shots overall and all five 3-pointers in the first 11 minutes of the final frame. The streak saw the Volunteers' lead grow as large as 17, 56-39, with just under nine minutes to play.

The Gamecock offense would not help its case early on, but used a quick run with under four minutes to play to wake up the crowd at Colonial Life Arena. Trailing 62-47, a basket from Demetrius Henry and back-to-back 3s from Justin McKie and Thornwell would cut the lead to single digits. The seven-point deficit was the closest Carolina had been in over 14 minutes, but it would be the impetus for its final rally.

Tennessee continued to hit from the field to great effect, but it would not be as successful at the free throw line, and the Gamecocks would use that as the focal point of its rally. The Volunteers went without a field goal attempt for the final two minutes and made just one basket in the run of play over the final 4:21.

Over that same span, Carolina would close with a 15-4 run, but its inability to convert offensively would come back to haunt it one last time. Though it would hit all five free throws in the final 90 seconds and saw Tennessee make just two of its seven chances at the line in the same span, the Gamecocks went 1-of-8 from the field down the stretch and fell just short of the miraculous comeback.

The Gamecocks would get within two, 64-62, with 32 seconds left after a tip-in from Michael Carrera



#4 - TYRONE JOHNSON

SENIOR | GUARD | 6'3" | 195 | 2 LETTERS

PLAINFIELD, N.J./MONTROSE CHRISTIAN SCHOOL/VILLANOVA

SEASON NOTABLES

- Tallied 23 points on 6-of-11 shooting, including 4-of-6 from 3-point range in exhib. vs. Benedict
- Hit 5-7 shots to lead the team with 12 points against North Florida, adding five rebounds, four assists and no turnovers
- Set a new career high in five different categories against Baylor, including 21 points to lead all scorers
- Matched a career high with four steals against Akron
- Dished out a season-best six assists to go with 12 points in a win over UNC Asheville
- Converted a trio of three-point plays and scored 13 points in a win over Oklahoma State
- Set a new career high with nine assists in a win over Clemson
- Scored 12 points with five assists and three steals against Coker
- Secured a career-high seven rebounds to go with 13 points in a win over No.9 Iowa State
- Recorded his second 20-point game of the season, reaching 20 to lead the team against Florida
- Scored 13 points to lead the team in scoring against Alabama
- Reached double figures in scoring for the seventh-straight game, posting 13 at Auburn in 30 minutes

JOHNSON'S SUPERLATIVES

POINTS

Career: 21, vs. Baylor (Nov. 18 2014)
Season: 21, vs. Baylor (Nov. 18 2014)

FIELD GOALS

Career: 9, vs. Baylor (Nov. 18 2014)
Season: 9, vs. Baylor (Nov. 18 2014)

FIELD GOAL ATTEMPTS

Career: 16, vs. Baylor (Nov. 18 2014)
Season: 16, vs. Baylor (Nov. 18 2014)

3-POINT FIELD GOALS

Career: 3, twice, last at Auburn (Jan. 18 2015)
Season: 3, twice, last at Auburn (Jan. 18 2015)

3-POINT FIELD GOAL ATTEMPTS

Career: 9, vs. Baylor (Nov. 18 2014)
Season: 9, vs. Baylor (Nov. 18 2014)

FREE THROWS

Career: 9, vs. Florida (Jan. 7, 2015)
Season: 9, vs. Florida (Jan. 7, 2015)

FREE THROW ATTEMPTS

Career: 11, vs. Manhattan (Dec. 17, 2013)
Season: 9, vs. Florida (Jan. 7, 2015)

REBOUNDS

Career: 7, vs. Iowa State (Jan. 3, 2015)
Season: 7, vs. Iowa State (Jan. 3, 2015)

ASSISTS

Career: 9, vs. Clemson (Dec. 19, 2014)
Season: 9, vs. Clemson (Dec. 19, 2014)

BLOCKS

Career: 1, 7x, last vs. Iowa State (Jan. 3, 2015)
Season: 1, 4x, last vs. Iowa State (Jan. 3, 2015)

STEALS

Career: 4, twice, last vs. Akron (Nov. 23, 2014)
Season: 4, vs. Akron (Nov. 23, 2014)

MINUTES PLAYED

Career: 41, vs. UCONN (Feb. 20, 2012)
Season: 37, vs. Baylor (Nov. 18 2014)

2014-15

Opponent	Date	GS	Min	FG-FGA	Pct	3FG-FGA	Pct	FT-FTA	Pct	Off	Def	Tot	Avg	PF	FO	A	TO	Blk	Stl	Pts	Avg
North Florida	11/14/14	*	28	5-7	.714	0-0	.000	2-3	.667	0	5	5	5.0	0	0	4	0	0	1	12	12.0
Baylor	11/18/14	*	37	9-16	.563	3-9	.333	0-0	.000	0	1	1	3.0	2	0	2	3	1	0	21	16.5
vs. Cornell	11/20/14	*	25	2-7	.286	1-3	.333	2-2	1.000	0	3	3	4.0	2	0	5	2	1	2	7	13.3
vs. Charlotte	11/21/14	*	18	0-4	.000	0-0	.000	0-0	.000	0	0	0	2.3	2	0	1	1	0	1	0	10.0
vs. Akron	11/23/14	*	23	2-8	.250	0-1	.000	3-5	.600	1	3	4	2.6	4	0	2	2	0	4	7	9.4
UNC Asheville	11/26/14	*	29	3-7	.429	1-3	.333	5-7	.714	1	3	4	2.8	1	0	6	3	1	1	12	9.8
at Marshall	12/1/14	*	20	0-5	.000	0-1	.000	1-2	.500	1	1	2	2.7	3	0	3	0	0	1	0	8.6
Oklahoma State	12/6/14	*	24	5-9	.556	0-3	.000	3-3	1.000	0	2	2	2.6	4	0	2	2	0	0	13	9.1
Clemson	12/19/14	*	27	1-4	.250	0-2	.000	2-2	1.000	0	1	1	2.4	0	0	9	2	0	2	4	8.6
Coker	12/21/14	*	29	4-7	.571	1-2	.500	3-5	.600	0	3	3	2.5	3	0	5	2	1	3	12	8.9
NA&T	12/30/14	*	30	3-7	.429	0-0	.000	4-4	1.000	0	1	1	2.4	0	0	5	1	0	1	10	9.0
vs. Iowa State	1/3/15	*	35	5-12	.417	1-2	.500	2-2	1.000	1	6	7	2.8	2	0	3	1	1	1	13	9.3
Florida	1/7/15	*	31	5-10	.500	1-2	.500	9-9	1.000	1	4	5	2.9	1	0	3	1	0	1	20	10.2
at Ole Miss	1/10/15	*	36	5-9	.556	1-4	.250	2-2	1.000	0	2	2	2.9	3	0	3	5	0	1	13	10.4
Alabama	1/13/15	*	36	5-12	.417	0-3	.000	3-5	.600	0	3	3	2.9	2	0	2	1	0	2	13	10.5
at Auburn	1/17/15	*	30	4-9	.444	3-4	.750	2-2	1.000	0	3	3	2.9	3	0	4	3	1	2	13	10.7
Tennessee	1/20/15	*	34	2-13	.153	0-3	.000	2-2	1.000	1	3	4	2.9	4	0	6	1	0	2	6	10.4
Kentucky	1/24/15																				
at LSU	1/28/15																				
Georgia	1/31/15																				
at Arkansas	2/3/15																				
at Vanderbilt	2/7/15																				
Missouri	2/10/15																				
at Kentucky	2/14/15																				
at Georgia	2/17/15																				
Texas A&M	2/21/15																				
at Alabama	2/24/15																				
Mississippi State	2/28/15																				
Arkansas	3/5/15																				
at Tennessee	3/7/15																				

Per 40 Minutes	FGM	FTM	Rebs	Fouls	Assists	Blocks	Steals	Points
	4.9	3.7	4.1	2.8	5.3	0.5	2.0	14.4

CAREER STATISTICS

Season	GP-GS	Min	Avg	FG	FGA	Pct	3FG	3FGA	Pct	FT	FTA	Pct	Off	Def	Tot	Avg	PF	FO	Ast	TO	Blk	Stl	Pts	Avg
2011-12*	32-9	567	17.7	33	106	.311	6	26	.230	35	40	.875	2	31	33	1.0	47	2	65	58	2	19	107	3.3
2012-13	DNP - Transfer																							
2013-14	16-9	430	26.9	52	142	.366	8	19	.421	67	89	.753	10	37	47	2.9	25	0	55	30	1	10	179	11.2
2014-15	17-17	492	28.9	60	146	.411	12	42	.286	45	55	.818	6	44	50	2.9	34	0	55	30	6	25	177	10.4
Totals	65-35	1489	22.9	145	394	.368	26	87	.299	147	184	.799	18	112	130	2.0	106	2	185	118	9	54	463	7.1

* indicates at Villanova

CAREER SEC STATISTICS

Season	GP-GS	Min	Avg	FG	FGA	Pct	3FG	3FGA	Pct	FT	FTA	Pct	Off	Def	Tot	Avg	PF	FO	Ast	TO	Blk	Stl	Pts	Avg
2014	3-0	68	22.7	7	26	.269	1	3	.333	12	15	.800	5	9	14	4.7	5	0	7	7	0	1	27	9.0
2015	5-5	167	33.4	21	53	.396	5	16	.313	18	20	.900	2	15	17	3.4	13	0	18	9	1	8	65	13.0
Totals	8-5	235	29.4	28	79	.354	6	19	.316	30	35	.857	7	24	31	3.9	18	0	25	16	1	9	92	11.5



#24 - MICHAEL CARRERA

JUNIOR | FORWARD | 6'5" | 212 | 2 LETTERS

ANZOÁTEGUI, VENEZUELA/MONTROSE CHRISTIAN

SEASON NOTABLES

- Pulled down a team high 15 rebounds, with two assists and two blocks in exhibition vs. Benedict
- Scored eight points with three rebounds in just 17 minutes against North Florida
- Hit all four free throw attempts and scored 10 points with six rebounds vs. Baylor
- Scored 11 points against Charlotte, surpassing 500 career points in the process
- Returned from injury to score six points with six rebounds in just 10 minutes vs. Clemson
- Secured a season-best eight rebounds in a win over Coker
- Had his best game of the season against Alabama, with 12 points, eight rebounds and seven free throws. Five of those free throws came in the final six minutes of the game to help seal the two-point win
- Set a season high for rebounds after recording nine against Tennessee, adding eight points in 22 minutes

CARRERA'S SUPERLATIVES

POINTS

Career: 23, vs. LSU (Jan. 16, 2013)
Season: 12, vs. Alabama (Jan. 13, 2015)

FIELD GOALS

Career: 7, vs. LSU (Jan. 16, 2013)
Season: 5, vs. Charlotte (Nov. 21, 2014)

FIELD GOAL ATTEMPTS

Career: 13, 2x, last vs. Texas A&M (March 2, 2013)
Season: 8, twice, last vs. Charlotte (Nov. 21, 2014)

3-POINT FIELD GOALS

Career: 2, 3x, last vs. Longwood (Nov. 9, 2013)
Season: 1, vs. Charlotte (Nov. 21, 2014)

3-POINT FIELD GOAL ATTEMPTS

Career: 5, vs. Longwood (Nov. 9, 2013)
Season: 2, vs. Charlotte (Nov. 21, 2014)

FREE THROWS

Career: 9, vs. LSU (Jan. 16, 2013)
Season: 7, vs. Alabama (Jan. 13, 2015)

FREE THROW ATTEMPTS

Career: 10, vs. LSU (Jan. 16, 2013)
Season: 8, vs. Alabama (Jan. 13, 2015)

REBOUNDS

Career: 15, vs. Milwaukee (Nov. 1, 2012)
Season: 9, vs. Tennessee (Jan. 20, 2015)

ASSISTS

Career: 5, vs. Auburn (Jan. 12, 2013)
Season: 2, vs. North Florida (Nov. 14, 2014)

BLOCKS

Career: 4, twice, last vs. Alabama (Feb. 15, 2014)
Season: 2, 3x, last vs. Tennessee (Jan. 20, 2015)

STEALS

Career: 4, at Texas A&M (Jan. 15, 2014)
Season: 1, twice, last vs. Alabama (Jan. 13, 2015)

MINUTES PLAYED

Career: 36, vs. LSU (Jan. 16, 2013)
Season: 27, twice, last at Ole Miss (Jan. 10, 2015)

2014-15

Opponent	Date	GS	Min	FG-FGA	Pct	3FG-FGA	Pct	FT-FTA	Pct	Off	Def	Tot	Avg	PF	FO	A	TO	Blk	Stl	Pts	Avg
North Florida	11/14/14	*	17	2-4	.500	0-0	.000	4-6	.667	2	1	3	3.0	1	0	2	1	1	1	8	8.0
Baylor	11/18/14	*	27	3-8	.375	0-1	.000	4-4	1.000	2	4	6	4.5	5	1	1	1	0	0	10	9.0
vs. Cornell	11/20/14	*	17	2-3	.667	1-1	1.000	0-0	.000	0	4	4	4.3	2	0	0	2	2	0	5	7.7
vs. Charlotte	11/21/14	*	20	5-8	.625	1-2	.500	0-0	.000	0	2	2	3.8	2	0	0	1	2	0	11	8.5
vs. Akron	11/23/14	*	16	1-5	.200	0-1	.000	0-4	.000	2	1	3	3.6	2	0	0	2	1	0	2	7.2
UNC Asheville	11/26/14																				
at Marshall	12/1/14																				
Oklahoma State	12/6/14																				
Clemson	12/19/14		10	2-3	.667	0-0	.000	2-2	1.000	3	3	6	4.0	2	0	0	2	1	0	6	7.0
Coker	12/21/14		16	0-3	.000	0-0	.000	0-0	.000	3	5	8	4.6	4	0	0	1	1	0	0	6.0
NA&T	12/30/14		14	0-4	.000	0-0	.000	1-2	.500	0	5	5	4.6	2	0	0	1	0	0	1	5.4
vs. Iowa State	1/3/15		15	1-2	.500	0-0	.000	1-1	1.000	0	0	0	4.1	3	0	0	0	1	1	3	5.1
Florida	1/7/15		5	1-2	.500	0-0	.000	0-0	.000	2	0	2	3.9	2	0	0	0	1	0	2	4.8
at Ole Miss	1/10/15		27	2-4	.500	1-1	1.000	0-0	.000	0	6	6	4.1	2	0	1	1	0	1	5	4.8
Alabama	1/13/15		21	2-4	.500	1-1	1.000	7-8	.875	4	4	8	4.4	3	0	0	2	0	1	12	5.4
at Auburn	1/17/15		16	2-4	.500	0-1	.000	0-0	.000	1	1	2	4.2	5	1	1	1	0	1	4	5.3
Tennessee	1/20/15		22	3-5	.600	0-0	.000	2-2	1.000	5	4	9	4.6	2	0	1	0	2	0	8	5.5
Kentucky	1/24/15																				
at LSU	1/28/15																				
Georgia	1/31/15																				
at Arkansas	2/3/15																				
at Vanderbilt	2/7/15																				
Missouri	2/10/15																				
at Kentucky	2/14/15																				
at Georgia	2/17/15																				
Texas A&M	2/21/15																				
at Alabama	2/24/15																				
Mississippi State	2/28/15																				
Arkansas	3/5/15																				
at Tennessee	3/7/15																				

Per 40 Minutes	FGM	FTM	Rebs	Fouls	Assists	Blocks	Steals	Points
	4.3	3.5	10.5	6.1	1.0	1.8	0.8	12.7

CAREER STATISTICS

Season	GP-GS	Min	Avg	FG	FGA	Pct	3FG	3FGA	Pct	FT	FTA	Pct	Off	Def	Tot	Avg	PF	FO	Ast	TO	Blk	Stl	Pts	Avg
2012-13	27-22	572	21.2	89	201	.443	7	20	.350	83	112	.741	80	115	195	7.2	85	5	17	51	17	9	268	9.9
2013-14	33-20	649	19.7	64	169	.379	7	30	.233	63	100	.630	76	110	186	5.6	87	1	17	38	32	26	198	6.0
2014-15	14-5	243	17.4	26	59	.441	4	8	.500	21	29	.724	24	40	64	4.6	37	2	6	13	11	5	77	5.5
Totals	74-47	1464	19.8	179	429	.417	18	58	.310	167	241	.693	180	265	445	6.0	209	8	40	102	60	40	543	7.3

CAREER SEC STATISTICS

Season	GP-GS	Min	Avg	FG	FGA	Pct	3FG	3FGA	Pct	FT	FTA	Pct	Off	Def	Tot	Avg	PF	FO	Ast	TO	Blk	Stl	Pts	Avg
2013	18-15	394	21.9	59	139	.424	5	15	.333	53	74	.716	54	77	131	7.3	57	4	11	32	8	8	176	9.8
2014	18-14	395	21.9	34	90	.378	3	13	.231	32	55	.582	49	69	118	6.6	52	1	9	18	19	16	103	5.7
2015	5-0	91	18.2	10	19	.526	2	3	.667	9	10	.900	12	15	27	5.4	14	1	3	4	3	3	31	6.2
Totals	41-29	880	21.5	103	248	.415	10	31	.323	94	139	.676	115	161	276	6.7	123	6	23	54	30	27	310	7.5



#14 - LAIMONAS CHATKEVICIUS

JUNIOR | FORWARD | 6'11" | 251 | 2 LETTERS

KLAIPEDA, LITHUANIA/SOUTH KENT SCHOOL (CONN.)

SEASON NOTABLES

- Posted a double-double with 10 points and 12 rebounds in exhib. vs. Benedict
- Scored 11 points in just 17 minutes against North Florida, hitting 4-6 field goals and 3-4 free throws
- Pulled down six rebounds in 14 minutes against Baylor
- Scored eight points with seven rebounds and two blocks against Cornell
- Matched a career high with three blocks against Charlotte
- Attempted a career-high 12 shots against Akron, scoring 11 points with five rebounds
- Set new career highs in points (17), rebounds (13), blocks (3) and 3-pointers made (2) in just 23 minutes of action in the win over UNC Asheville.
- Made a career-high 7-of-9 shots from the field, scoring 15 points at Marshall in just 18 minutes
- Blocked three shots in the first half of a win over Oklahoma State, matching a career high
- Scored 12 points on 6-of-8 shooting and blocked three shots in a win over Clemson
- Set a new career high with eight made field goals in just 24 minutes vs. Coker
- Scored 14 points on 5-of-6 shooting, also adding nine rebounds against North Carolina A&T
- Recorded his second double-double of the season, pulling down 10 rebounds with 15 points at Auburn

CHATKEVICIUS' SUPERLATIVES

POINTS

Career: 17, vs. UNC Asheville (Nov. 26, 2014)
Season: 17, vs. UNC Asheville (Nov. 26, 2014)

FIELD GOALS

Career: 8, vs. Coker (Dec. 21, 2014)
Season: 8, vs. Coker (Dec. 21, 2014)

FIELD GOAL ATTEMPTS

Career: 12, twice, last vs. Coker (Dec. 21, 2014)
Season: 12, twice, last vs. Coker (Dec. 21, 2014)

3-POINT FIELD GOALS

Career: 2, vs. UNC Asheville (Nov. 26, 2014)
Season: 2, vs. UNC Asheville (Nov. 26, 2014)

3-POINT FIELD GOAL ATTEMPTS

Career: 2, 3x, last vs. UNC Asheville (Nov. 26, 2014)
Season: 2, vs. UNC Asheville (Nov. 26, 2014)

FREE THROWS

Career: 8, vs. Arkansas (March 13, 2014)
Season: 5, vs. UNC Asheville (Nov. 26, 2014)

FREE THROW ATTEMPTS

Career: 10, vs. Arkansas (March 13, 2014)
Season: 6, vs. UNC Asheville (Nov. 26, 2014)

REBOUNDS

Career: 13, vs. UNC Asheville (Nov. 26, 2014)
Season: 13, vs. UNC Asheville (Nov. 26, 2014)

ASSISTS

Career: 4, vs. Jacksonville (Dec. 7, 2012)
Season: 3, vs. UNC Asheville (Nov. 26, 2014)

BLOCKS

Career: 3, 4x, last vs. Oklahoma St. (Dec. 6, 2014)
Season: 3, 3x, last vs. Oklahoma St. (Dec. 6, 2014)

STEALS

Career: 3, at Tennessee (Feb. 8, 2014)
Season: 1, twice, last vs. Oklahoma St. (Dec. 6, 2014)

MINUTES PLAYED

Career: 34, vs. Georgia (Feb. 23, 2013)
Season: 30, at Auburn (Jan. 18 2015)

2014-15

Opponent	Date	GS	Min	FG-FGA	Pct	3FG-3FGA	Pct	FT-FTA	Pct	Off	Def	Tot	Avg	PF	FO	A	TO	Blk	Stl	Pts	Avg
North Florida	11/14/14	17	4-6	.667	0-0	.000	3-4	.750	1	3	4	4.0	1	0	0	2	0	0	11	11.0	
Baylor	11/18/14	14	1-2	.500	0-0	.000	2-2	1.000	1	5	6	5.0	0	0	0	1	0	0	4	7.5	
vs. Cornell	11/20/14	20	4-7	.571	0-0	.000	0-0	.000	1	6	7	5.7	0	0	1	1	2	0	8	7.7	
vs. Charlotte	11/21/14	24	2-4	.500	0-0	.000	0-0	.000	1	6	7	6.0	1	0	1	2	3	0	4	6.8	
vs. Akron	11/23/14	21	5-12	.417	0-1	.000	1-1	1.000	1	4	5	5.8	2	0	0	1	0	0	11	7.6	
UNC Asheville	11/26/14	*	23	5-11	.455	2-2	1.000	5-6	.833	7	6	13	7.0	3	0	3	4	3	0	17	9.2
at Marshall	12/1/14	*	18	7-9	.778	1-1	1.000	0-0	.000	2	2	4	6.6	4	0	1	4	1	1	15	10.0
Oklahoma State	12/6/14	*	23	3-7	.429	0-1	.000	0-0	.000	2	3	5	6.4	0	0	1	0	3	1	6	9.5
Clemson	12/19/14	*	28	6-8	.750	0-1	.000	0-0	.000	1	1	2	5.9	3	0	1	1	3	2	12	9.8
Coker	12/21/14	*	24	8-12	.667	0-0	.000	0-2	.000	3	2	5	5.8	0	0	0	4	2	0	16	10.4
NA&T	12/30/14	*	22	5-6	.833	1-1	1.000	3-4	.750	2	7	9	6.1	2	0	0	1	2	0	14	10.7
vs. Iowa State	1/3/15	*	20	2-3	.667	0-1	.000	0-0	.000	1	2	3	5.8	5	1	0	3	0	0	4	10.2
Florida	1/7/15	*	21	3-6	.500	0-1	.000	2-2	1.000	0	1	1	5.5	3	0	0	0	2	0	8	10.0
at Ole Miss	1/10/15	*	23	1-3	.333	0-0	.000	1-2	.500	1	3	4	5.4	0	0	0	1	1	0	3	9.5
Alabama	1/13/15	*	26	3-6	.500	0-1	.000	2-2	1.000	2	1	3	5.2	2	0	1	1	0	0	8	9.4
at Auburn	1/17/15	*	30	7-10	.700	1-2	.500	0-1	.000	2	9	11	5.6	4	0	1	2	2	0	15	9.8
Tennessee	1/20/15	*	7	0-0	.000	0-0	.000	0-0	.000	1	0	1	5.3	0	0	0	0	0	0	0	9.2
Kentucky	1/24/15																				
at LSU	1/28/15																				
Georgia	1/31/15																				
at Arkansas	2/3/15																				
at Vanderbilt	2/7/15																				
Missouri	2/10/15																				
at Kentucky	2/14/15																				
at Georgia	2/17/15																				
Texas A&M	2/21/15																				
at Alabama	2/24/15																				
Mississippi State	2/28/15																				
Arkansas	3/5/15																				
at Tennessee	3/7/15																				

Per 40 Minutes	FGM	FTM	Rebs	Fouls	Assists	Blocks	Steals	Points
	7.3	2.1	10.0	3.3	1.1	2.7	0.5	17.3

CAREER STATISTICS

Season	GP-GS	Min	Avg	FG	FGA	Pct	3FG	3FGA	Pct	FT	FTA	Pct	Off	Def	Tot	Avg	PF	FO	Ast	TO	Blk	Stl	Pts	Avg
2012-13	23-10	304	13.2	38	85	.447	3	10	.300	22	36	.611	28	46	74	3.2	42	1	12	32	13	3	101	4.4
2013-14	33-1	426	12.9	65	121	.537	0	1	.000	29	42	.690	40	94	134	4.1	78	2	13	32	20	13	159	4.8
2014-15	17-12	361	21.2	66	112	.589	5	12	.417	19	26	.731	29	61	90	5.3	30	1	10	28	24	4	156	9.2
Totals	73-23	1091	14.9	169	318	.531	8	23	.348	70	104	.673	97	201	298	4.1	150	4	35	92	57	20	416	5.7

CAREER SEC STATISTICS

Season	GP-GS	Min	Avg	FG	FGA	Pct	3FG	3FGA	Pct	FT	FTA	Pct	Off	Def	Tot	Avg	PF	FO	Ast	TO	Blk	Stl	Pts	Avg
2013	15-10	213	14.2	23	59	.390	2	7	.286	19	28	.679	17	35	52	3.5	30	1	5	22	11	2	67	4.5
2014	18-1	241	13.4	36	64	.563	0	1	.000	10	17	.588	19	53	72	4.0	51	2	9	22	12	9	82	4.6
2015	5-5	107	21.4	14	25	.560	1	3	.333	5	7	.714	6	14	20	4.0	9	0	2	4	5	0	34	6.8
Totals	38-16	561	14.8	73	148	.493	3	11	.273	34	52	.654	42	102	144	3.8	90	3	16	48	28	11	183	4.8



#25 - MINDAUGAS KACINAS

JUNIOR | FORWARD | 6'7" | 227 | 2 LETTERS

KLAIPEDA, LITHUANIA/WORD OF LIFE FIRE TRADITIONAL SCHOOL

SEASON NOTABLES

- Scored eight points and pulled down seven rebounds in exhib. win vs. Benedict
- Came just a point shy of a double-double, pulling down 11 rebounds with nine points against North Florida
- Led the team to a win over Cornell with 10 points and 11 rebounds, including seven offensive boards
- Went a perfect 5-5 from the floor to score 11 points against Charlotte, adding five offensive rebounds
- Pulled down five offensive rebounds and scored six points in 16 minutes vs. Akron
- Played a season-high 32 minutes and picked a career-high four steals in a win at Marshall
- Hit a career-best two 3-pointers and corralled 12 rebounds in a win over Oklahoma State, adding three assists
- Had his second perfect game of the season, hitting all five field goal attempts and all six free throws to lead the team with 16 points in a win over North Carolina A&T
- Scored 10 points with eight rebounds off the bench, playing just 17 minutes in a win over Alabama

KACINAS' SUPERLATIVES

POINTS

Career: 18, vs. Rider (Nov. 19, 2012)

Season: 16, vs. North Carolina A&T (Dec. 30, 2014)

FIELD GOALS

Career: 8, vs. Rider (Nov. 19, 2012)

Season: 5, twice, last vs. N. Carolina A&T (Dec. 30, 2014)

FIELD GOAL ATTEMPTS

Career: 11, 3x, last at Clemson (Nov. 13, 2013)

Season: 8, vs. Cornell (Nov. 20, 2014)

3-POINT FIELD GOALS

Career: 2, twice, last vs. Florida (Jan. 7, 2015)

Season: 2, twice, last vs. Florida (Jan. 7, 2015)

3-POINT FIELD GOAL ATTEMPTS

Career: 4, twice, last vs. Florida (Jan. 7, 2015)

Season: 4, twice, last vs. Florida (Jan. 7, 2015)

FREE THROWS

Career: 6, 3x, last vs. N. Carolina A&T (Dec. 30, 2014)

Season: 6, vs. North Carolina A&T (Dec. 30, 2014)

FREE THROW ATTEMPTS

Career: 8, twice, last vs. Auburn (March 12, 2014)

Season: 6, vs. North Carolina A&T (Dec. 30, 2014)

REBOUNDS

Career: 14, vs. Longwood (Nov. 9, 2013)

Season: 12, vs. Oklahoma St. (Dec. 6, 2014)

ASSISTS

Career: 3, 4x, last vs. Oklahoma St. (Dec. 6, 2014)

Season: 3, vs. Oklahoma St. (Dec. 6, 2014)

BLOCKS

Career: 3, vs. Appalachian State (Dec. 19, 2012)

Season: 2, twice, last vs. Oklahoma St. (Dec. 6, 2014)

STEALS

Career: 4, at Marshall (Dec. 1, 2014)

Season: 4, at Marshall (Dec. 1, 2014)

MINUTES PLAYED

Career: 36, 3x, last vs. Florida (March 4, 2014)

Season: 32, at Marshall (Dec. 1, 2014)

2014-15

Opponent	Date	GS	Min	FG-FGA	Pct	3FG-FGA	Pct	FT-FTA	Pct	Off	Def	Tot	Avg	PF	FO	A	TO	Blk	Stl	Pts	Avg
North Florida	11/14/14	25	2-5	.400	1-2	.500	4-5	.800	2	9	11	11.0	4	0	0	1	0	0	0	9	9.0
Baylor	11/18/14	15	0-2	.000	0-0	.000	0-0	.000	1	1	2	6.5	0	0	0	1	0	0	0	4.5	
vs. Cornell	11/20/14	26	3-8	.375	0-0	.000	4-4	1.000	7	4	11	8.0	1	0	1	1	0	2	10	6.3	
vs. Charlotte	11/21/14	23	5-5	1.000	0-0	.000	1-1	1.000	5	1	6	7.5	4	0	0	1	1	0	11	7.5	
vs. Akron	11/23/14	16	3-4	.750	0-0	.000	0-0	.000	5	0	5	7.0	1	0	0	2	0	0	6	7.2	
UNC Asheville	11/26/14	18	2-3	.667	0-0	.000	0-0	.000	1	3	4	6.5	2	0	0	1	2	0	4	6.7	
at Marshall	12/1/14	32	0-2	.000	0-0	.000	2-4	.500	3	2	5	6.3	2	0	2	1	0	4	2	6.0	
Oklahoma State	12/6/14	30	3-7	.429	2-4	.500	1-2	.500	4	8	12	7.0	2	0	3	1	2	1	9	6.4	
Clemson	12/19/14	25	2-4	.500	0-0	.000	2-2	1.000	1	4	5	6.8	0	0	1	0	0	1	6	6.3	
Coker	12/21/14	18	3-4	.750	0-0	.000	1-1	1.000	3	4	7	6.8	1	0	0	2	1	2	7	6.4	
NA&T	12/30/14	22	5-5	1.000	0-0	.000	6-6	1.000	3	4	7	6.8	2	0	0	3	0	2	16	7.3	
vs. Iowa State	1/3/15	7	0-0	.000	0-0	.000	3-4	.750	0	1	1	6.3	5	1	0	1	1	0	3	6.9	
Florida	1/7/15	23	3-6	.500	2-4	.500	1-2	.500	1	4	5	6.2	2	0	1	1	0	0	9	7.1	
at Ole Miss	1/10/15	17	2-3	.667	0-1	.000	0-0	.000	1	1	2	5.9	3	0	0	1	0	1	4	6.9	
Alabama	1/13/15	17	4-4	1.000	0-0	.000	2-3	.667	5	3	8	6.1	4	0	1	2	0	0	10	7.1	
at Auburn	1/17/15	20	2-3	.667	1-1	1.000	0-0	.000	1	1	2	5.8	3	0	0	2	0	0	5	6.9	
Tennessee	1/20/15	22	3-3	1.000	0-0	.000	0-0	.000	2	0	2	5.6	1	0	0	0	0	0	6	6.9	
Kentucky	1/24/15																				
at LSU	1/28/15																				
Georgia	1/31/15																				
at Arkansas	2/3/15																				
at Vanderbilt	2/7/15																				
Missouri	2/10/15																				
at Kentucky	2/14/15																				
at Georgia	2/17/15																				
Texas A&M	2/21/15																				
at Alabama	2/24/15																				
Mississippi State	2/28/15																				
Arkansas	3/5/15																				
at Tennessee	3/7/15																				

Per 40 Minutes	FGM	FTM	Rebs	Fouls	Assists	Blocks	Steals	Points
	4.7	3.0	10.7	4.2	1.0	0.8	1.5	13.1

CAREER STATISTICS

Season	GP-GS	Min	Avg	FG	FGA	Pct	3FG	3FGA	Pct	FT	FTA	Pct	Off	Def	Tot	Avg	PF	FO	Ast	TO	Blk	Stl	Pts	Avg
2012-13	31-9	606	19.5	57	110	.518	4	20	.200	34	50	.680	50	66	116	3.7	67	1	21	46	15	10	152	4.9
2013-14	34-27	818	24.1	70	126	.556	0	2	.000	50	77	.649	80	95	175	5.1	103	4	12	53	21	31	190	5.6
2014-15	17-0	356	20.9	42	68	.618	6	14	.429	27	34	.794	45	50	95	5.6	37	1	9	21	7	13	117	6.9
Totals	82-36	1780	21.7	169	304	.556	10	36	.278	111	161	.689	175	211	386	4.7	207	6	42	120	43	54	459	5.6

CAREER SEC STATISTICS

Season	GP-GS	Min	Avg	FG	FGA	Pct	3FG	3FGA	Pct	FT	FTA	Pct	Off	Def	Tot	Avg	PF	FO	Ast	TO	Blk	Stl	Pts	Avg
2013	17-4	255	15.0	16	40	.400	1	7	.143	11	16	.688	14	27	41	2.4	32	0	7	18	2	4	44	2.6
2014	18-11	382	21.2	34	57	.596	0	0	.000	24	36	.667	38	38	76	4.2	58	2	2	23	13	20	92	5.1
2015	5-0	99	19.8	14	19	.737	3	6	.500	3	5	.600	10	9	19	4.3	13	0	2	6	0	1	34	6.8
Totals	39-15	714	18.3	61	113	.540	4	13	.308	38	57	.667	60	74	134	3.4	102	2	11	47	15	25	164	4.2



#35 - BRIAN STEELE

JUNIOR | FORWARD | 6'5" | 194 | 2 LETTERS

GREENVILLE, S.C./WADE HAMPTON SCHOOL

SEASON NOTABLES

- Suffered a knee injury prior to the start of preseason, but was available for the first game of the year
- Hit a pair of threes in 15 minutes of action against North Florida
- Scored once in four minutes against Coker

STEELE'S SUPERLATIVES

POINTS

Career: 8, vs. Georgia (Feb. 22, 2014)
 Season: 6, vs. North Florida (Nov. 14, 2014)

FIELD GOALS

Career: 3, at Tennessee (Feb. 8, 2014)
 Season: 2, vs. North Florida (Nov. 14, 2014)

FIELD GOAL ATTEMPTS

Career: 7, 3x, last vs. Cornell (Nov. 20, 2014)
 Season: 4, vs. North Florida (Nov. 14, 2014)

3-POINT FIELD GOALS

Career: 2, 3x, last vs. North Florida (Nov. 14, 2014)
 Season: 2, vs. North Florida (Nov. 14, 2014)

3-POINT FIELD GOAL ATTEMPTS

Career: 5, twice, last vs. Georgia (Feb. 22, 2014)
 Season: 4, vs. North Florida (Nov. 14, 2014)

FREE THROWS

Career: 2, twice, last vs. Georgia (Feb. 22, 2014)
 Season:

FREE THROW ATTEMPTS

Career: 2, 3x, last vs. Georgia (Feb. 22, 2014)
 Season:

REBOUNDS

Career: 7, vs. Miss. State (March 13, 2013)
 Season: 3, vs. Cornell (Nov. 20, 2014)

ASSISTS

Career: 3, twice, last at Auburn (Feb. 26, 2014)
 Season: 2, vs. Cornell (Nov. 20, 2014)

BLOCKS

Career:
 Season:

STEALS

Career: 2, vs. Texas A&M (Jan. 29, 2014)
 Season: 1, 3x, last vs. UNC Asheville (Nov. 26, 2014)

MINUTES PLAYED

Career: 26, at Tennessee (Feb. 8, 2014)
 Season: 16, vs. Cornell (Nov. 20, 2014)

2014-15

Opponent	Date	GS	Min	FG-FGA	Pct	3FG-FGA	Pct	FT-FTA	Pct	Off	Def	Tot	Avg	PF	FO	A	TO	Blk	Sd	Pts	Avg
North Florida	11/14/14	15	2-4	.500	2-4	.500	0-0	.000	0	2	2	2.0	0	0	0	0	0	0	0	6	6.0
Baylor	11/18/14	8	0-2	.000	0-2	.000	0-0	.000	0	0	0	1.0	1	0	0	0	0	0	0	0	3.0
vs. Cornell	11/20/14	16	1-7	.143	1-4	.250	0-0	.000	0	3	3	1.7	1	0	2	1	0	1	3	3.0	
vs. Charlotte	11/21/14	8	0-1	.000	0-0	.000	0-0	.000	0	2	2	1.8	1	0	0	0	0	0	1	0	2.3
vs. Akron	11/23/14	2	0-0	.000	0-0	.000	0-0	.000	0	0	0	1.4	1	0	1	0	0	1	0	1.8	
UNC Asheville	11/26/14																				
DNP - Coach's Decision																					
at Marshall	12/1/14	4	0-1	.000	0-1	.000	0-0	.000	0	0	0	1.2	1	0	0	0	0	0	0	0	1.5
Oklahoma State	12/6/14	2	0-0	.000	0-0	.000	0-0	.000	0	0	0	1.0	0	0	0	0	0	0	0	0	1.3
Clemson	12/19/14	2	0-0	.000	0-0	.000	0-0	.000	0	0	0	0.8	0	0	0	0	0	0	0	0	1.1
Coker	12/21/14	4	1-2	.500	0-1	.000	0-0	.000	0	0	0	0.8	0	0	1	0	0	0	2	1.2	
NA&T	12/30/14	4	0-0	.000	0-0	.000	0-0	.000	0	0	0	0.7	0	0	0	0	0	0	0	0	1.1
vs. Iowa State	1/3/15																				
DNP - Coach's Decision																					
Florida	1/7/15																				
DNP - Coach's Decision																					
at Ole Miss	1/10/15																				
DNP - Coach's Decision																					
Alabama	1/13/15																				
DNP - Coach's Decision																					
at Auburn	1/17/15																				
DNP - Coach's Decision																					
Tennessee	1/20/15																				
DNP - Coach's Decision																					
Kentucky	1/24/15																				
at LSU	1/28/15																				
Georgia	1/31/15																				
at Arkansas	2/3/15																				
at Vanderbilt	2/7/15																				
Missouri	2/10/15																				
at Kentucky	2/14/15																				
at Georgia	2/17/15																				
Texas A&M	2/21/15																				
at Alabama	2/24/15																				
Mississippi State	2/28/15																				
Arkansas	3/5/15																				
at Tennessee	3/7/15																				

Per 40 Minutes	FGM	FTM	Rebs	Fouls	Assists	Blocks	Steals	Points
2.5	0.0	4.3	3.1	3.1	0.0	1.8	6.8	

CAREER STATISTICS

Season	GP-GS	Min	Avg	FG	FGA	Pct	3FG	3FGA	Pct	FT	FTA	Pct	Off	Def	Tot	Avg	PF	FO	Ast	TO	Blk	Stl	Pts	Avg
2012-13	7-4	79	11.3	5	19	.263	4	14	.286	2	3	.667	4	11	15	2.1	12	1	8	5	0	3	16	2.3
2013-14	22-0	218	9.9	18	44	.409	10	27	.370	2	5	.400	7	17	24	1.1	30	1	11	8	0	5	48	2.2
2014-15	10-0	65	6.5	4	17	.235	3	13	.231	0	0	.000	0	7	7	0.7	5	0	5	2	0	3	11	1.1
Totals	39-4	362	9.3	27	80	.338	17	54	.315	4	8	.500	11	35	46	1.2	47	2	24	15	0	11	75	1.9

CAREER SEC STATISTICS

Season	GP-GS	Min	Avg	FG	FGA	Pct	3FG	3FGA	Pct	FT	FTA	Pct	Off	Def	Tot	Avg	PF	FO	Ast	TO	Blk	Stl	Pts	Avg
2013	4-3	56	14.0	4	11	.364	4	10	.400	0	0	.000	1	6	7	1.8	10	1	6	2	0	2	12	3.0
2014	13-0	124	9.5	14	35	.400	7	21	.333	2	5	.400	4	12	16	1.2	18	0	8	4	0	5	37	2.8
Totals	17-3	180	10.6	18	46	.391	11	31	.355	2	5	.400	5	18	23	1.4	28	1	14	6	0	7	49	2.9



#21 - DEMETRIUS HENRY

SOPHOMORE | FORWARD | 6'9" | 226 | 1 LETTER

MIAMI, FLA./FAITH BAPTIST CHRISTIAN SCHOOL

SEASON NOTABLES

- Scored 15 points and collected seven rebounds in exhib. win vs. Benedict
- Led the team in scoring with 12 points in 20 minutes against North Florida
- Pulled down eight rebounds against Baylor
- Led the team with nine rebounds against Akron
- Scored a career-high 15 points with eight rebounds and three blocks against UNC Asheville
- Blocked a pair of shots with eight points and five rebounds in just 16 minutes against Clemson
- Set a new career high in scoring with 16 points in just 19 minutes against Coker
- Scored 12 points with eight rebounds in just 26 minutes against Tennessee

HENRY'S SUPERLATIVES

POINTS

Career: 16, vs. Coker (Dec. 21, 2014)

Season: 16, vs. Coker (Dec. 21, 2014)

FIELD GOALS

Career: 7, vs. FIU (Nov. 24, 2013)

Season: 6, 3x, last vs. Coker (Dec. 21, 2014)

FIELD GOAL ATTEMPTS

Career: 11, twice, last vs. UNC Asheville (Nov. 26, 2014)

Season: 11, vs. UNC Asheville (Nov. 26, 2014)

3-POINT FIELD GOALS

Career:

Season:

3-POINT FIELD GOAL ATTEMPTS

Career: 1, vs. Arkansas (March 13, 2014)

Season: 1, vs. Clemson (Dec. 20, 2014)

FREE THROWS

Career: 4, vs. Coker (Dec. 21, 2014)

Season: 4, vs. Coker (Dec. 21, 2014)

FREE THROW ATTEMPTS

Career: 5, 4vs. Coker (Dec. 21, 2014)

Season: 5, vs. Coker (Dec. 21, 2014)

REBOUNDS

Career: 11, vs. SC State (Jan. 3, 2014)

Season: 9, vs. Akron (Nov. 23, 2014)

ASSISTS

Career: 3, at Mississippi State (March 8, 2014)

Season: 1, vs. Baylor (Nov. 18, 2014)

BLOCKS

Career: 3, twice, last vs. Coker (Dec. 21, 2014)

Season: 3, twice, last vs. Coker (Dec. 21, 2014)

STEALS

Career: 2, 3x, at Arkansas (Feb. 19, 2014)

Season: 1, twice, last vs. Coker (Dec. 21, 2014)

MINUTES PLAYED

Career: 32, twice, last vs. UNC Asheville (Nov. 26, 2014)

Season: 32, vs. UNC Asheville (Nov. 26, 2014)

2014-15

Opponent	Date	GS	Min	FG-FGA	Pct	3FG-FGA	Pct	FT-FTA	Pct	Off	Def	Tot	Avg	PF	FO	A	TO	Blk	Stl	Pts	Avg
North Florida	11/14/14	*	20	6-9	.667	0-0	.000	0-0	.000	0	2	2	2.0	5	1	0	2	1	0	12	12.0
Baylor	11/18/14	*	25	1-4	.250	0-0	.000	2-2	1.000	5	3	8	5.0	4	0	1	0	1	0	4	8.0
vs. Cornell	11/20/14	*	13	1-3	.333	0-0	.000	0-0	.000	1	0	1	3.7	3	0	0	1	0	0	2	6.0
vs. Charlotte	11/21/14	*	13	2-2	1.000	0-0	.000	0-0	.000	0	1	1	3.0	4	0	0	1	0	0	4	5.5
vs. Akron	11/23/14	*	27	1-7	.143	0-0	.000	1-3	.333	2	7	9	4.2	4	0	0	2	1	0	3	5.0
UNC Asheville	11/26/14	*	32	6-11	.545	0-0	.000	3-4	.750	2	6	8	4.8	2	0	0	1	3	0	15	6.7
at Marshall	12/1/14	*	15	2-4	.500	0-1	.000	0-0	.000	2	2	4	4.6	5	1	0	2	0	1	4	6.3
Oklahoma State	12/6/14	*	17	1-5	.200	0-0	.000	2-2	1.000	0	1	1	4.1	4	0	0	4	2	0	4	6.0
Clemson	12/19/14	*	16	3-4	.750	0-1	.000	2-2	1.000	1	4	5	4.2	4	0	1	2	2	0	8	6.2
Coker	12/21/14	*	19	6-8	.750	0-0	.000	4-5	.800	3	2	5	4.3	1	0	1	2	3	1	16	7.2
NA&T	12/30/14	*	17	4-8	.500	0-0	.000	2-4	.500	2	1	3	4.2	4	0	1	3	1	0	10	7.5
vs. Iowa State	1/3/15	*	27	3-6	.500	0-0	.000	1-2	.500	2	3	5	4.2	5	1	0	3	0	0	7	7.4
Florida	1/7/15	*	31	3-7	.429	0-0	.000	0-1	.000	1	3	4	4.2	1	0	0	0	1	1	6	7.3
at Ole Miss	1/10/15	*	14	1-3	.333	0-0	.000	2-6	.333	2	2	4	4.2	4	0	1	1	0	0	4	7.1
Alabama	1/13/15	*	16	3-3	1.000	0-0	.000	0-0	.000	0	1	1	4.0	4	0	0	1	1	1	6	7.0
at Auburn	1/17/15	*	15	0-1	.000	0-0	.000	0-0	.000	0	0	0	3.8	2	0	1	2	1	0	0	6.6
Tennessee	1/20/15	*	26	5-9	.556	0-0	.000	2-2	1.000	2	6	8	4.0	5	1	0	3	1	0	12	6.9
Kentucky	1/24/15																				
at LSU	1/28/15																				
Georgia	1/31/15																				
at Arkansas	2/3/15																				
at Vanderbilt	2/7/15																				
Missouri	2/10/15																				
at Kentucky	2/14/15																				
at Georgia	2/17/15																				
Texas A&M	2/21/15																				
at Alabama	2/24/15																				
Mississippi State	2/28/15																				
Arkansas	3/5/15																				
at Tennessee	3/7/15																				

Per 40 Minutes	FGM	FTM	Rebs	Fouls	Assists	Blocks	Steals	Points
	5.6	2.4	7.9	7.1	0.7	2.1	0.5	13.6

CAREER STATISTICS

Season	GP-GS	Min	Avg	FG	FGA	Pct	3FG	3FGA	Pct	FT	FTA	Pct	Off	Def	Tot	Avg	PF	FO	Ast	TO	Blk	Stl	Pts	Avg
2013-14	34-29	611	18.0	63	152	.414	0	1	.000	9	37	.243	55	59	114	3.4	118	6	13	28	20	16	135	4.0
2014-15	17-17	343	20.2	48	94	.511	0	2	.000	21	33	.636	24	44	68	4.0	61	4	6	30	18	4	117	6.9
Totals	51-46	954	18.7	111	246	.451	0	3	.000	30	70	.429	79	103	182	3.6	179	10	19	58	38	20	252	4.9

CAREER SEC STATISTICS

Season	GP-GS	Min	Avg	FG	FGA	Pct	3FG	3FGA	Pct	FT	FTA	Pct	Off	Def	Tot	Avg	PF	FO	Ast	TO	Blk	Stl	Pts	Avg
2014	18-13	278	15.4	16	53	.302	0	0	.000	4	17	.235	23	18	41	2.3	58	1	9	11	9	9	36	2.0
2015	5-5	102	20.4	12	23	.522	0	0	.000	4	9	.444	5	12	17	3.4	16	1	2	7	4	2	28	5.6
Totals	23-18	380	16.5	28	76	.368	0	0	.000	8	26	.308	28	30	58	2.5	74	2	11	18	13	11	64	2.8



#20 - JUSTIN MCKIE

SOPHOMORE | GUARD | 6'4" | 195 | 1 LETTER

COLUMBIA, S.C./IRMO

SEASON NOTABLES

- Suffered a concussion during the preseason and was unavailable for the exhib. vs. Benedict
- Hit a career-high three free throws in eight minutes of the season opener against North Florida
- Made both free throws and a pair of threes in a perfect shooting day, scoring a career-high eight points versus Cornell
- Matched his career high with eight points against UNC Asheville, making a pair of 3-pointers in the win
- Played a career-high 22 minutes, scoring 12 points to set a new high-water mark for his career
- Set new career highs in blocks and steals in a win over Oklahoma State

MCKIE'S SUPERLATIVES

POINTS

Career: 12, at Marshall (Dec. 1, 2014)
Season: 12, at Marshall (Dec. 1, 2014)

FIELD GOALS

Career: 5, at Marshall (Dec. 1, 2014)
Season: 5, at Marshall (Dec. 1, 2014)

FIELD GOAL ATTEMPTS

Career: 8, at Marshall (Dec. 1, 2014)
Season: 8, at Marshall (Dec. 1, 2014)

3-POINT FIELD GOALS

Career: 2, twice, last vs. UNC Asheville (Nov. 26, 2014)
Season: 2, twice, last vs. UNC Asheville (Nov. 26, 2014)

3-POINT FIELD GOAL ATTEMPTS

Career: 3, twice, last at Marshall (Dec. 1, 2014)
Season: 4, vs. Tennessee (Jan. 20, 2015)

FREE THROWS

Career: 4, vs. Florida (Jan. 7, 2015)
Season: 4, vs. Florida (Jan. 7, 2015)

FREE THROW ATTEMPTS

Career: 4, twice, last vs. Florida (Jan. 7, 2015)
Season: 4, twice, last vs. Florida (Jan. 7, 2015)

REBOUNDS

Career: 4, 5x, last vs. Coker (Dec. 21, 2014)
Season: 4, 3x, last vs. Coker (Dec. 21, 2014)

ASSISTS

Career: 2, 3x, last vs. Coker (Dec. 21, 2014)
Season: 2, twice, last vs. Coker (Dec. 21, 2014)

BLOCKS

Career: 1, vs. Oklahoma St. (Dec. 6, 2014)
Season: 1, vs. Oklahoma St. (Dec. 6, 2014)

STEALS

Career: 2, vs. Oklahoma St. (Dec. 6, 2014)
Season: 2, vs. Oklahoma St. (Dec. 6, 2014)

MINUTES PLAYED

Career: 22, at Marshall (Dec. 1, 2014)
Season: 22, at Marshall (Dec. 1, 2014)

2014-15

Opponent	Date	GS	Min	FG-FGA	Pct	3FG-FGA	Pct	FT-FTA	Pct	Off	Def	Tot	Avg	PF	FO	A	TO	Blk	Stl	Pts	Avg
North Florida	11/14/14	8	0-3	.000	0-2	.000	3-4	.750	0	0	0	0	0.0	2	0	0	0	0	0	3	3.0
Baylor	11/18/14									DNP - Coach's Decision											
vs. Cornell	11/20/14	8	2-2	1.000	2-2	1.000	2-2	1.000	1	2	3	1.5	1	0	0	0	0	0	0	8	5.5
vs. Charlotte	11/21/14	3	0-1	.000	0-1	.000	0-0	.000	1	0	1	1.3	0	0	1	0	0	0	0	0	3.7
vs. Akron	11/23/14									DNP - Coach's Decision											
UNC Asheville	11/26/14	13	3-5	.600	2-3	.667	0-0	.000	0	1	1	1.3	1	0	0	0	0	0	0	8	4.8
at Marshall	12/1/14	22	5-8	.625	1-3	.333	1-3	.333	0	4	4	1.8	1	0	0	1	0	1	0	12	6.2
Oklahoma State	12/6/14	18	2-4	.500	1-2	.500	1-2	.500	0	4	4	2.2	1	0	1	0	1	0	1	2	6.2
Clemson	12/19/14	14	1-5	.200	1-4	.250	2-2	1.000	0	2	2	2.1	1	0	0	0	0	0	0	5	6.0
Coker	12/21/14	14	1-6	.167	0-2	.000	0-0	.000	1	3	4	2.4	2	0	2	1	0	1	0	2	5.5
NA&T	12/30/14	20	2-5	.400	0-3	.000	2-2	1.000	0	2	2	2.3	0	0	1	0	1	1	1	6	5.6
vs. Iowa State	1/3/15	12	1-2	.500	0-1	.000	0-0	.000	0	1	1	2.2	0	0	0	1	0	0	0	2	5.2
Florida	1/7/15	15	1-2	.500	0-0	.000	4-4	1.000	1	1	2	2.2	2	0	0	2	1	0	6	5.3	
at Ole Miss	1/10/15	8	0-2	.000	0-1	.000	0-0	.000	0	2	2	2.2	0	0	0	0	0	0	0	0	4.8
Alabama	1/13/15	17	1-4	.250	0-1	.000	0-0	.000	0	1	1	2.1	2	0	0	2	0	0	2	4.6	
at Auburn	1/17/15	10	0-0	.000	0-0	.000	0-0	.000	0	1	1	2.0	0	0	0	0	0	0	0	0	4.3
Tennessee	1/20/15	15	1-6	.167	1-4	.250	0-0	.000	0	1	1	1.9	1	0	1	0	0	0	0	3	4.2
Kentucky	1/24/15																				
at LSU	1/28/15																				
Georgia	1/31/15																				
at Arkansas	2/3/15																				
at Vanderbilt	2/7/15																				
Missouri	2/10/15																				
at Kentucky	2/14/15																				
at Georgia	2/17/15																				
Texas A&M	2/21/15																				
at Alabama	2/24/15																				
Mississippi State	2/28/15																				
Arkansas	3/5/15																				
at Tennessee	3/7/15																				

Per 40 Minutes	FGM	FTM	Rebs	Fouls	Assists	Blocks	Steals	Points
4.1	3.0	5.9	2.8	1.2	0.6	1.2	12.8	

CAREER STATISTICS

Season	GP-GS	Min	Avg	FG	FGA	Pct	3FG	3FGA	Pct	FT	FTA	Pct	Off	Def	Tot	Avg	PF	FO	Ast	TO	Blk	Stl	Pts	Avg
2013-14	17-0	80	4.7	3	17	.176	1	8	.125	2	4	.500	4	12	16	0.9	8	0	5	5	0	3	9	0.5
2014-15	15-0	197	13.1	20	55	.364	8	29	.276	15	19	.789	4	25	29	1.9	14	0	6	7	3	6	63	4.2
Totals	32-0	277	8.7	23	72	.319	9	37	.243	17	23	.739	8	37	45	1.4	22	0	11	12	3	9	72	2.3

CAREER SEC STATISTICS

Season	GP-GS	Min	Avg	FG	FGA	Pct	3FG	3FGA	Pct	FT	FTA	Pct	Off	Def	Tot	Avg	PF	FO	Ast	TO	Blk	Stl	Pts	Avg
2014	9-0	56	6.2	2	11	.182	1	5	.200	0	0	.000	1	9	10	1.1	7	0	5	5	0	2	5	0.6
2015	5-0	65	13.0	3	14	.214	1	6	.167	4	4	1.000	1	6	7	1.5	5	0	1	4	1	0	11	2.2
Totals	14-0	121	8.6	5	25	.200	1	11	.091	4	4	1.000	2	15	17	1.2	12	0	6	9	1	2	16	1.1



#10 - DUANE NOTICE

SOPHOMORE | GUARD | 6'2" | 212 | 1 LETTER

WOODBIDGE, ONTARIO, CANADA/ST. THOMAS MORE (OAKDALE, CONN.)

SEASON NOTABLES

- Dished a team best nine assists and scored 10 points in exhib. win vs. Benedict
- Put together a stacked score line of eight points, four rebounds and five assists vs. North Florida
- Played 35 minutes, committing just one turnover with five assists and nine points against Charlotte
- Scored 12 points with four assists against Akron
- Hit 4-of-6 shots for 12 points in a win over UNC Asheville
- Had a career night at Marshall, scoring 27 points on 10-of-18 shooting to lead the team to a big win
- Notched his second-straight 20-point game in a win over Oklahoma State, scoring 20 on 7-of-13 shooting with four rebounds
- Scored 14 of his game-high 19 points in the second half, connecting on a career-high five 3-pointers in a win over Clemson
- Led the team with 19 points, adding in three assists, three steals and five rebounds
- Reached double figures in scoring for the seventh straight game after scoring 13 points in just 19 minutes against North Carolina A&T
- Matched his career high with 37 minutes played against Iowa State, scoring 15 points with six rebounds, four assists and three steals
- Led the team in scoring with 16 points in 32 minutes at Auburn

NOTICE'S SUPERLATIVES

POINTS

Career: 27, at Marshall (Dec. 1, 2014)
Season: 27, at Marshall (Dec. 1, 2014)

FIELD GOALS

Career: 10, at Marshall (Dec. 1, 2014)
Season: 10, at Marshall (Dec. 1, 2014)

FIELD GOAL ATTEMPTS

Career: 18, at Marshall (Dec. 1, 2014)
Season: 18, at Marshall (Dec. 1, 2014)

3-POINT FIELD GOALS

Career: 5, vs. Clemson (Dec. 20, 2014)
Season: 5, vs. Clemson (Dec. 20, 2014)

3-POINT FIELD GOAL ATTEMPTS

Career: 9, vs. Clemson (Dec. 20, 2014)
Season: 9, vs. Clemson (Dec. 20, 2014)

FREE THROWS

Career: 7, at Arkansas (Feb. 19, 2014)
Season: 5, 3x, last vs. Iowa State (Jan. 3, 2015)

FREE THROW ATTEMPTS

Career: 10, at Georgia (Jan. 22, 2014)
Season: 9, vs. Iowa State (Jan. 3, 2015)

REBOUNDS

Career: 8, vs. Auburn (March 12, 2014)
Season: 6, vs. Iowa State (Jan. 3, 2015)

ASSISTS

Career: 8, vs. SC State (Jan. 3, 2014)
Season: 5, 3x, last at Ole Miss (Jan. 10, 2015)

BLOCKS

Career: 1, 6x, last vs. Clemson (Dec. 20, 2014)
Season: 1, twice, last vs. Clemson (Dec. 20, 2014)

STEALS

Career: 3, twice, last vs. Iowa State (Jan. 3, 2015)
Season: 3, twice, last vs. Iowa State (Jan. 3, 2015)

MINUTES PLAYED

Career: 37, vs. Vanderbilt (Feb. 13, 2014)
Season: 37, vs. Iowa State (Jan. 3, 2015)

2014-15

Opponent	Date	GS	Min	FG-FGA	Pct	3FG-FGA	Pct	FF-FTA	Pct	Off	Def	Tot	Avg	PF	FO	A	TO	Blk	Stl	Pts	Avg
North Florida	11/14/14	*	21	2-5	.400	1-1	1.000	3-4	.750	0	4	4	4.0	1	0	5	1	0	1	8	8.0
Baylor	11/18/14	*	15	0-2	.000	0-0	.000	0-0	.000	0	0	0	2.0	3	0	0	1	0	1	0	4.0
vs. Cornell	11/20/14	*	23	1-4	.250	0-1	.000	4-5	.800	0	1	1	1.7	1	0	4	1	0	0	6	4.7
vs. Charlotte	11/21/14	*	35	3-10	.300	1-4	.250	2-2	1.000	1	2	3	2.0	1	0	5	1	0	1	9	5.8
vs. Akron	11/23/14	*	36	5-9	.556	1-3	.333	1-1	1.000	0	2	2	2.0	1	0	4	2	0	1	12	7.0
UNC Asheville	11/26/14	*	25	4-6	.667	2-4	.500	2-4	.500	0	1	1	1.8	2	0	1	3	1	2	12	7.8
at Marshall	12/1/14	*	36	10-18	.556	2-8	.250	5-5	1.000	1	4	5	2.3	3	0	4	1	0	2	27	10.6
Oklahoma State	12/6/14	*	32	7-13	.538	3-6	.500	3-3	1.000	0	4	4	2.5	2	0	2	2	0	1	20	11.8
Clemson	12/19/14	*	31	7-15	.467	5-9	.556	0-0	.000	1	3	4	2.7	1	0	1	3	1	1	19	12.6
Coker	12/21/14	*	30	6-12	.500	2-4	.500	5-6	.833	1	4	5	2.9	4	0	3	1	0	3	19	13.2
NA&T	12/30/14	*	19	3-6	.500	2-3	.667	5-5	1.000	1	0	1	2.7	3	0	2	2	0	1	13	13.2
vs. Iowa State	1/3/15	*	37	5-12	.417	0-4	.000	5-9	.556	2	4	6	3.0	0	0	4	4	0	3	15	13.3
Florida	1/7/15	*	27	1-7	.143	1-3	.333	2-2	1.000	0	2	2	2.9	1	0	2	2	0	0	5	12.7
at Ole Miss	1/10/15	*	29	3-10	.300	1-7	.143	2-2	1.000	0	2	2	2.9	4	0	5	1	0	0	9	12.4
Alabama	1/13/15	*	18	3-11	.273	1-4	.250	1-1	1.000	1	1	2	2.8	3	0	1	1	0	0	8	12.1
at Auburn	1/17/15	*	29	6-14	.429	2-6	.333	2-5	.400	1	1	2	2.8	2	0	2	0	0	0	16	12.4
Tennessee	1/20/15	*	19	2-8	.250	1-5	.200	0-0	.000	0	1	1	2.6	0	0	3	2	0	0	5	11.9
Kentucky	1/24/15																				
at LSU	1/28/15																				
Georgia	1/31/15																				
at Arkansas	2/3/15																				
at Vanderbilt	2/7/15																				
Missouri	2/10/15																				
at Kentucky	2/14/15																				
at Georgia	2/17/15																				
Texas A&M	2/21/15																				
at Alabama	2/24/15																				
Mississippi State	2/28/15																				
Arkansas	3/5/15																				
at Tennessee	3/7/15																				

Per 40 Minutes	FGM	FTM	Rebs	Fouls	Assists	Blocks	Steals	Points
5.9	3.6	3.9	2.8	4.2	0.2	1.5	17.6	

CAREER STATISTICS

Season	GP-GS	Min	Avg	FG	FGA	Pct	3FG	3FGA	Pct	FT	FTA	Pct	Off	Def	Tot	Avg	PF	FO	Ast	TO	Blk	Stl	Pts	Avg
2013-14	34-22	856	25.2	90	237	.380	21	58	.362	78	116	.672	35	64	99	2.9	72	2	99	89	4	20	279	8.2
2014-15	17-17	462	27.2	68	162	.420	25	72	.347	42	54	.778	9	36	45	2.6	32	0	48	28	2	17	203	11.9
Totals	51-39	1318	25.8	158	399	.396	46	130	.354	120	170	.706	44	100	144	2.8	104	2	147	117	6	37	482	9.5

CAREER SEC STATISTICS

Season	GP-GS	Min	Avg	FG	FGA	Pct	3FG	3FGA	Pct	FT	FTA	Pct	Off	Def	Tot	Avg	PF	FO	Ast	TO	Blk	Stl	Pts	Avg
2014	18-14	516	28.7	48	133	.361	8	30	.267	46	71	.648	19	34	53	2.9	41	1	50	58	1	11	150	8.3
2015	5-5	122	24.4	15	50	.300	6	25	.240	7	10	.700	2	7	9	1.8	10	0	13	6	0	0	43	8.6
Totals	23-19	638	27.7	63	183	.344	14	55	.255	53	81	.654	21	41	62	2.7	51	1	63	64	1	11	193	8.4



#15 - REGGIE THEUS JR.

SOPHOMORE | FORWARD | 6'6" | 221 | 1 LETTER

LOS ANGELES, CALIF./FAIRFAX

SEASON NOTABLES

- Scored two points in exhib. win vs. Benedict
- Played four minutes in the season opener against North Florida, picking up one steal
- Scored his first points of the season on a dunk against UNC Asheville

THEUS JR.'S SUPERLATIVES

POINTS

Career: 3, vs. Marshall (Dec. 30, 2013)
 Season: 2, twice, last vs. N. Carolina A&T (Dec. 30, 2014)

FIELD GOALS

Career: 1, 4x, last vs. North Carolina A&T (Dec. 30, 2014)
 Season: 1, twice, last vs. N. Carolina A&T (Dec. 30, 2014)

FIELD GOAL ATTEMPTS

Career: 2, 3x, last vs. Coker (Dec. 21, 2014)
 Season: 2, vs. Coker (Dec. 21, 2014)

3-POINT FIELD GOALS

Career:

Season:

3-POINT FIELD GOAL ATTEMPTS

Career:

Season:

FREE THROWS

Career: 1, 3x, vs. Florida (March 4, 2014)

Season:

FREE THROW ATTEMPTS

Career: 4, vs. Marshall (Dec. 30, 2013)

Season:

REBOUNDS

Career: 3, vs. Marshall (Dec. 30, 2013)

Season: 1, vs. North Carolina A&T (Dec. 30, 2014)

ASSISTS

Career: 1, twice, last at Georgia (Jan. 22, 2014)

Season:

BLOCKS

Career:

Season:

STEALS

Career: 1, 4x, last vs. UNC Asheville (Nov. 26, 2014)

Season: 1, 3x, last vs. UNC Asheville (Nov. 26, 2014)

MINUTES PLAYED

Career: 13, at Georgia (Jan. 22, 2014)

Season: 4, 5x, last vs. N Carolina A&T (Dec. 30, 2014)

2014-15

Opponent	Date	GS	Min	FG-FGA	Pct	3FG-FGA	Pct	FT-FTA	Pct	Off	Def	Tot	Avg	PF	FO	A	TO	Blk	Sd	Pts	Avg
North Florida	11/14/14	4	0-0	.000	0-0	.000	0-0	.000	0	0	0	0	0.0	1	0	0	0	0	1	0	0.0
Baylor	11/18/14									DNP - Coach's Decision											
vs. Cornell	11/20/14	4	0-0	.000	0-0	.000	0-0	.000	0	0	0	0	0.0	0	0	0	0	0	1	0	0.0
vs. Charlotte	11/21/14	0+	0-0	.000	0-0	.000	0-0	.000	0	0	0	0	0.0	0	0	0	0	0	0	0	0.0
vs. Akron	11/23/14	1	1-1	1.000	0-0	.000	0-0	.000	0	0	0	0	0.0	0	0	0	1	0	0	2	0.5
UNC Asheville	11/26/14									DNP - Coach's Decision											
at Marshall	12/1/14	1	0-0	.000	0-0	.000	0-0	.000	0	0	0	0	0.0	0	0	0	0	0	0	0	0.4
Oklahoma State	12/6/14	2	0-0	.000	0-0	.000	0-0	.000	0	0	0	0	0.0	1	0	0	0	0	0	0	0.3
Clemson	12/19/14	2	0-0	.000	0-0	.000	0-0	.000	0	0	0	0	0.0	0	0	0	0	0	0	0	0.3
Coker	12/21/14	4	0-2	.000	0-0	.000	0-0	.000	0	0	0	0	0.0	0	0	0	0	0	0	0	0.3
NA&T	12/30/14	4	1-1	1.000	0-0	.000	0-0	.000	0	1	1	1	0.1	0	0	0	0	0	0	2	0.4
vs. Iowa State	1/3/15									DNP - Coach's Decision											
Florida	1/7/15									DNP - Coach's Decision											
at Ole Miss	1/10/15									DNP - Coach's Decision											
Alabama	1/13/15									DNP - Coach's Decision											
at Auburn	1/17/15									DNP - Coach's Decision											
Tennessee	1/20/15									DNP - Coach's Decision											
Kentucky	1/24/15																				
at LSU	1/28/15																				
Georgia	1/31/15																				
at Arkansas	2/3/15																				
at Vanderbilt	2/7/15																				
Missouri	2/10/15																				
at Kentucky	2/14/15																				
at Georgia	2/17/15																				
Texas A&M	2/21/15																				
at Alabama	2/24/15																				
Mississippi State	2/28/15																				
Arkansas	3/5/15																				
at Tennessee	3/7/15																				

Per 40 Minutes	FGM	FTM	Rebs	Fouls	Assists	Blocks	Steals	Points
3.6	0.0	1.8	2.2	0.0	0.0	5.5	7.3	

CAREER STATISTICS

Season	GP-GS	Min	Avg	FG	FGA	Pct	3FG	3FGA	Pct	FT	FTA	Pct	Off	Def	Tot	Avg	PF	FO	Ast	TO	Blk	Stl	Pts	Avg
2013-14	11-0	39	3.5	2	7	.286	0	0	.000	3	10	.300	3	3	6	0.5	5	0	2	1	0	1	7	0.6
2014-15	9-0	22	2.4	2	4	.500	0	1	.000	0	0	.000	0	1	1	0.1	1	0	0	2	0	3	4	0.4
Totals	20-0	61	3.1	4	11	.364	0	1	.000	3	10	.300	3	4	7	0.4	6	0	2	3	0	4	11	0.6

CAREER SEC STATISTICS

Season	GP-GS	Min	Avg	FG	FGA	Pct	3FG	3FGA	Pct	FT	FTA	Pct	Off	Def	Tot	Avg	PF	FO	Ast	TO	Blk	Stl	Pts	Avg
2014	5-0	22	4.4	0	1	.000	0	0	.000	2	6	.333	0	1	1	0.2	5	0	1	0	0	0	2	0.4
2015																								

Totals



#0 - SINDARIUS THORNWELL

SOPHOMORE | GUARD | 6'5" | 215 | 1 LETTER

LANCASTER, S.C./OAK HILL ACADEMY (WILSON, VA.)

SEASON NOTABLES

- Tallied 14 points, and pulled down three rebounds and three blocks in exhib. win vs. Benedict
- Scored six points with four rebounds in 20 minutes against North Florida
- Passed out four assists to go with 16 points and two steals against Baylor
- Led the team with 14 points against Cornell, scoring 10 of the team's first 12 points in the game
- Surpassed 500 career points after leading all scorers with 20 in a loss to Charlotte, his eighth career 20-point game
- Scored 13 points with eight rebounds and three steals against Akron
- Picked a career-high six steals in a win over UNC Asheville
- Collected a team-high 10 rebounds in a win at Marshall, wrapping up his third career double-double
- Made a season-high seven free throws and scored 13 points to go with nine rebounds against Oklahoma State
- Committed no turnovers and led the team with seven rebounds in the win over Clemson
- Stacked the box score with 11 points, five rebounds, four assists, two steals and two blocks against North Carolina A&T
- Helped seal the upset win over No. 9 Iowa State, scoring six points in the final two minutes and forcing a turnover in the waning seconds and just a three point lead
- Scored 13 points with four rebounds at Auburn
- Led the team with 17 points against Tennessee, playing a season-high 37 minutes

THORNWELL'S SUPERLATIVES

POINTS

Career: 26, at Georgia (Jan. 22, 2014)
 Season: 20, vs. Charlotte (Nov. 21, 2014)

FIELD GOALS

Career: 9, 2x, last at Mississippi State (March 8, 2014)
 Season: 8, vs. Charlotte (Nov. 21, 2014)

FIELD GOAL ATTEMPTS

Career: 24, vs. Charlotte (Nov. 21, 2014)
 Season: 24, vs. Charlotte (Nov. 21, 2014)

3-POINT FIELD GOALS

Career: 4, vs. Ole Miss (Jan. 18, 2014)
 Season: 3, vs. Cornell (Nov. 20, 2014)

3-POINT FIELD GOAL ATTEMPTS

Career: 10, twice, last vs. Charlotte (Nov. 21, 2014)
 Season: 10, vs. Charlotte (Nov. 21, 2014)

FREE THROWS

Career: 10, twice, last vs. Georgia (Feb. 22, 2014)
 Season: 8, vs. Tennessee (Jan. 20, 2015)

FREE THROW ATTEMPTS

Career: 13, vs. Manhattan (Dec. 17, 2013)
 Season: 9, twice, last vs. Tennessee (Jan. 20, 2015)

REBOUNDS

Career: 11, 2x, last at Miss. State (March 8, 2014)
 Season: 10, at Marshall (Dec. 1, 2014)

ASSISTS

Career: 9, vs. Auburn (Feb. 5, 2014)
 Season: 4, 3x, last at Ole Miss (Jan. 10, 2015)

BLOCKS

Career: 2, 6x, last vs. North Carolina A&T (Dec. 30, 2014)
 Season: 2, twice, last vs. North Carolina A&T (Dec. 30, 2014)

STEALS

Career: 6, vs. UNC Asheville (Nov. 26, 2014)
 Season: 6, vs. UNC Asheville (Nov. 26, 2014)

MINUTES PLAYED

Career: 40, vs. Georgia (Feb. 22, 2014)
 Season: 37, vs. Tennessee (Jan. 20, 2015)

2014-15

Opponent	Date	GS	Min	FG-FGA	Pct	3FG-FGA	Pct	FT-FTA	Pct	Off	Def	Tot	Avg	PF	FO	A	TO	Blk	Stl	Pts	Avg
North Florida	11/14/14	*	20	3-7	.429	0-1	.000	0-0	.000	3	1	4	4.0	0	0	2	1	1	1	6	6.0
Baylor	11/18/14	*	32	5-12	.412	1-6	.167	5-7	.714	0	3	3	3.5	5	1	4	2	0	2	16	11.0
vs. Cornell	11/20/14	*	23	5-11	.455	3-8	.375	1-2	.500	2	2	4	3.7	1	0	0	0	0	1	14	12.0
vs. Charlotte	11/21/14	*	34	8-24	.333	1-10	.100	3-4	.750	1	7	8	4.8	3	0	1	7	1	2	20	14.0
vs. Akron	11/23/14	*	35	4-12	.333	1-4	.250	4-4	1.000	5	3	8	5.4	3	0	1	4	1	3	13	13.8
UNC Asheville	11/26/14	*	32	5-13	.385	1-5	.200	1-2	.500	1	1	2	4.8	2	0	4	2	0	6	12	13.5
at Marshall	12/1/14	*	27	4-12	.333	0-4	.000	2-6	.333	3	7	10	5.6	4	0	3	1	2	3	10	13.0
Oklahoma State	12/6/14	*	27	3-9	.333	0-1	.000	7-9	.778	2	7	9	6.0	3	0	0	0	0	0	13	13.0
Clemson	12/19/14	*	26	1-5	.200	1-4	.250	3-4	.750	0	7	7	6.1	2	0	2	0	0	0	6	12.2
Coker	12/21/14	*	20	2-6	.333	0-1	.000	0-0	.000	1	2	3	5.8	1	0	1	1	1	1	4	11.4
NA&T	12/30/14	*	26	3-6	.500	1-1	1.000	4-4	1.000	2	3	5	5.7	3	0	4	2	2	2	11	11.4
vs. Iowa State	1/3/15	*	27	4-8	.500	1-2	.500	4-8	.500	1	7	8	5.9	3	0	0	3	0	1	13	11.5
Florida	1/7/15	*	18	1-4	.250	1-2	.500	2-2	1.000	0	0	0	5.5	5	1	2	1	0	0	5	11.0
at Ole Miss	1/10/15	*	35	3-11	.272	1-5	.200	2-4	.500	2	4	6	5.5	1	0	4	4	1	2	9	10.9
Alabama	1/13/15	*	29	1-8	.125	1-4	.250	3-4	.750	0	2	2	5.3	4	0	1	1	0	0	6	10.5
at Auburn	1/17/15	*	28	4-8	.500	1-4	.250	4-6	.667	1	3	4	5.2	5	1	1	4	0	0	13	10.7
Tennessee	1/20/15	*	37	4-14	.286	1-4	.250	8-9	.889	5	2	7	5.3	2	0	0	4	0	1	17	11.1
Kentucky	1/24/15																				
at LSU	1/28/15																				
Georgia	1/31/15																				
at Arkansas	2/3/15																				
at Vanderbilt	2/7/15																				
Missouri	2/10/15																				
at Kentucky	2/14/15																				
at Georgia	2/17/15																				
Texas A&M	2/21/15																				
at Alabama	2/24/15																				
Mississippi State	2/28/15																				
Arkansas	3/5/15																				
at Tennessee	3/7/15																				

Per 40 Minutes	FGM	FTM	Rebs	Fouls	Assists	Blocks	Steals	Points
	5.0	4.5	7.6	3.9	2.5	0.8	2.1	15.8

CAREER STATISTICS

Season	GP-GS	Min	Avg	FG	FGA	Pct	3FG	3FGA	Pct	FT	FTA	Pct	Off	Def	Tot	Avg	PF	FO	Ast	TO	Blk	Stl	Pts	Avg
2013-14	34-34	1007	29.6	143	370	.386	37	100	.370	131	178	.736	48	91	139	4.1	100	2	101	106	21	40	454	13.4
2014-15	17-17	476	28.0	60	170	.353	15	66	.227	53	75	.707	29	61	90	5.3	47	3	30	37	9	25	188	11.1
Totals	51-51	1483	29.1	203	540	.376	52	166	.313	184	253	.727	77	152	229	4.5	147	5	131	143	30	65	642	12.6

CAREER SEC STATISTICS

Season	GP-GS	Min	Avg	FG	FGA	Pct	3FG	3FGA	Pct	FT	FTA	Pct	Off	Def	Tot	Avg	PF	FO	Ast	TO	Blk	Stl	Pts	Avg
2014	18-18	597	33.2	90	229	.393	21	60	.350	79	105	.752	29	56	85	4.7	55	2	72	75	13	21	280	15.6
2015	5-5	147	29.4	13	45	.289	5	19	.263	19	25	.760	8	11	19	3.8	17	2	8	14	1	3	50	10.0
Totals	23-23	744	32.3	103	274	.376	26	79	.329	98	130	.754	37	67	104	4.5	72	4	80	89	14	24	330	14.3



#12 - SHAMIEK SHEPPARD

FRESHMAN | GUARD | 6'6" | 215 | HS

BROOKLYN, N.Y./SOUTH SHORE/FISHBURNE MILITARY SCHOOL (WAYNESBORO CITY, VA.)

SEASON NOTABLES

- Returned from knee surgery to play against North Carolina A&T, playing five minutes and hitting a three with two rebounds
- Saw his first action in conference games against Tennessee, playing three minutes

SHEPPARD'S SUPERLATIVES

POINTS

3, vs. North Carolina A&T (Dec. 30, 2014)

FIELD GOALS

1, twice, last vs. Iowa State (Jan. 5, 2015)

FIELD GOAL ATTEMPTS

4, vs. Iowa State (Jan. 5, 2015)

3-POINT FIELD GOALS

1, vs. North Carolina A&T (Dec. 30, 2014)

3-POINT FIELD GOAL ATTEMPTS

1, vs. North Carolina A&T (Dec. 30, 2014)

FREE THROWS

FREE THROW ATTEMPTS

REBOUNDS

2, twice, last vs. Iowa State (Jan. 5, 2015)

ASSISTS

BLOCKS

1, twice, last vs. Tennessee (Jan. 20, 2015)

STEALS

1, vs. Iowa State (Jan. 5, 2015)

MINUTES PLAYED

11, vs. Iowa State (Jan. 5, 2015)

2014-15

Opponent	Date	GS	Min	FG-FGA	Pct	3FG-FGA	Pct	FFFTA	Pct	Off	Def	Tot	Avg	PF	FO	A	TO	Blk	Stl	Pts	Avg	
North Florida	11/14/14																					
Baylor	11/18/14																					
vs. Cornell	11/20/14																					
vs. Charlotte	11/21/14																					
vs. Akron	11/23/14																					
UNC Asheville	11/26/14																					
at Marshall	12/1/14																					
Oklahoma State	12/6/14																					
Clemson	12/19/14																					
Coker	12/21/14																					
NA&T	12/30/14		5	1-2	.500	1-1	1.000	0-0	.000	1	1	2	2.0	0	0	0	1	0	0	3	3.0	
vs. Iowa State	1/3/15		11	1-4	.250	0-0	.000	0-0	.000	1	1	2	2.0	2	0	0	0	1	1	2	2.5	
Florida	1/7/15																					
at Ole Miss	1/10/15																					
Alabama	1/13/15																					
at Auburn	1/17/15																					
Tennessee	1/20/15		3	0-2	.000	0-0	.000	0-0	.000	0	0	0	1.3	1	0	0	0	1	0	0	1.7	
Kentucky	1/24/15																					
at LSU	1/28/15																					
Georgia	1/31/15																					
at Arkansas	2/3/15																					
at Vanderbilt	2/7/15																					
Missouri	2/10/15																					
at Kentucky	2/14/15																					
at Georgia	2/17/15																					
Texas A&M	2/21/15																					
at Alabama	2/24/15																					
Mississippi State	2/28/15																					
Arkansas	3/5/15																					
at Tennessee	3/7/15																					

Per 40 Minutes	FGM	FTM	Rebs	Fouls	Assists	Blocks	Steals	Points
4.2	0.0	8.4	6.3	0.0	4.2	2.1	10.5	

CAREER STATISTICS

Season	GP-GS	Min	Avg	FG	FGA	Pct	3FG	3FGA	Pct	FT	FTA	Pct	Off	Def	Tot	Avg	PF	FO	Ast	TO	Blk	Stl	Pts	Avg
2014-15	3-0	19	6.3	2	8	.250	1	11	0.000	0	0	.000	2	2	4	2.0	2	0	0	1	2	1	5	1.7

CAREER SEC STATISTICS

Season	GP-GS	Min	Avg	FG	FGA	Pct	3FG	3FGA	Pct	FT	FTA	Pct	Off	Def	Tot	Avg	PF	FO	Ast	TO	Blk	Stl	Pts	Avg
2015	1-0	3	3.0	0	2	.000	0	0	.000	0	0	.000	0	0	0	0.0	1	0	0	0	1	0	0	0.0



#1 MARCUS STROMAN

FRESHMAN | GUARD | 6'2" | 183 | HS

COLUMBIA, S.C./KEENAN

SEASON NOTABLES

- Scored five points in exhibition win vs. Benedict, adding three assists
- Commanded the offense in his first regular season game, scoring six points with six assists and two steals in 25 minutes, all while committing zero turnovers.
- Led the bench scoring with 10 points, adding five rebounds and three assists against Baylor
- Picked up three steals and scored six points with three assists against Cornell
- Stacked the box score with nine points, six rebounds and four assists against Akron
- Scored seven points with six assists and four rebounds in a win over UNC Asheville
- Passed out five assists with four points and a season-high eight rebounds against Oklahoma State
- Set a new career high with eight assist versus just one turnover against Coker

STROMAN'S SUPERLATIVES

POINTS

10, vs. Cornell (Nov. 18, 2014)

FIELD GOALS

4, vs. Akron (Nov. 23, 2014)

FIELD GOAL ATTEMPTS

7, twice, last vs. Akron (Nov. 23, 2014)

3-POINT FIELD GOALS

1, vs. Baylor (Nov. 18, 2014)

3-POINT FIELD GOAL ATTEMPTS

3, vs. Baylor (Nov. 18, 2014)

FREE THROWS

4, vs. Cornell (Nov. 20, 2014)

FREE THROW ATTEMPTS

6, vs. Cornell (Nov. 20, 2014)

REBOUNDS

8, vs. Oklahoma St. (Dec. 6, 2014)

ASSISTS

8, vs. Coker (Dec. 21, 2014)

BLOCKS

1, twice, last vs. N. Carolina A&T (Dec. 30, 2014)

STEALS

3, vs. Cornell (Nov. 20, 2014)

MINUTES PLAYED

29, vs. Florida (Jan. 7, 2015)

2014-15

Opponent	Date	GS	Min	FG-FGA	Pct	3FG-FGA	Pct	FT-FTA	Pct	Off	Def	Tot	Avg	PF	FO	A	TO	Blk	Sd	Pts	Avg
North Florida	11/14/14	25	3-7	.429	0-1	.000	0-0	.000	0	3	3	3.0	1	0	6	0	0	2	6	6.0	
Baylor	11/18/14	27	3-6	.500	1-3	.333	3-4	.750	2	3	5	4.0	1	0	3	1	1	1	10	8.0	
vs. Cornell	11/20/14	25	1-6	.167	0-1	.000	4-6	.667	0	1	1	3.0	1	0	3	2	0	3	6	7.3	
vs. Charlotte	11/21/14	22	1-2	.500	0-0	.000	2-2	1.000	0	3	3	3.0	3	0	4	1	0	1	4	6.5	
vs. Akron	11/23/14	26	4-7	.571	0-0	.000	1-2	.500	2	4	6	3.6	3	0	4	3	0	0	9	7.0	
UNC Asheville	11/26/14	25	2-3	.667	0-0	.000	3-3	1.000	0	4	4	3.7	3	0	6	5	0	1	7	7.0	
at Marshall	12/1/14	25	2-4	.500	0-1	.000	2-4	.500	1	3	4	3.7	1	0	3	5	0	0	6	6.9	
Oklahoma State	12/6/14	25	2-6	.333	0-0	.000	0-1	.000	2	6	8	4.3	2	0	5	2	0	1	4	6.5	
Clemson	12/19/14	19	0-2	.000	0-1	.000	2-6	.333	0	3	3	4.1	1	0	2	2	0	0	2	6.0	
Coker	12/21/14	22	0-2	.000	0-0	.000	0-0	.000	2	2	4	4.1	2	0	8	1	0	0	0	5.4	
NA&T	12/30/14	17	2-3	.667	0-0	.000	1-3	.333	1	4	5	4.2	1	0	7	2	1	0	5	5.4	
vs. Iowa State	1/3/15	9	1-1	1.000	0-0	.000	0-0	.000	1	1	2	4.0	3	0	1	3	0	1	2	5.1	
Florida	1/7/15	29	2-5	.400	0-1	.000	3-5	.600	0	0	0	3.7	3	0	3	4	0	2	7	5.2	
at Ole Miss	1/10/15	11	1-4	.250	0-1	.000	0-0	.000	0	0	0	3.4	3	0	2	1	0	0	2	5.0	
Alabama	1/13/15	20	0-1	.000	0-0	.000	3-4	.750	0	4	4	3.5	3	0	3	1	0	1	3	4.9	
at Auburn	1/17/15	22	1-3	.333	0-0	.000	0-1	.000	1	0	1	3.3	3	0	2	3	0	0	2	4.7	
Tennessee	1/20/15	15	2-4	.500	1-1	1.000	0-0	.000	0	0	0	3.1	1	0	2	0	0	2	5	4.7	
Kentucky	1/24/15																				
at LSU	1/28/15																				
Georgia	1/31/15																				
at Arkansas	2/3/15																				
at Vanderbilt	2/7/15																				
Missouri	2/10/15																				
at Kentucky	2/14/15																				
at Georgia	2/17/15																				
Texas A&M	2/21/15																				
at Alabama	2/24/15																				
Mississippi State	2/28/15																				
Arkansas	3/5/15																				
at Tennessee	3/7/15																				

Per 40 Minutes	FGM	FTM	Rebs	Fouls	Assists	Blocks	Steals	Points
	3.0	2.6	5.8	3.8	7.0	0.2	1.6	8.8

CAREER STATISTICS

Season	GP-GS	Min	Avg	FG	FGA	Pct	3FG	3FGA	Pct	FT	FTA	Pct	Off	Def	Tot	Avg	PF	FO	Ast	TO	Blk	Stl	Pts	Avg
2014-15	17-0	364	21.4	27	66	.409	2	10	.200	24	41	.585	12	41	53	3.1	35	0	64	36	2	15	80	4.7

CAREER SEC STATISTICS

Season	GP-GS	Min	Avg	FG	FGA	Pct	3FG	3FGA	Pct	FT	FTA	Pct	Off	Def	Tot	Avg	PF	FO	Ast	TO	Blk	Stl	Pts	Avg
2015	5-0	97	19.4	6	17	.353	1	3	.333	6	10	.600	1	4	5	1.0	13	0	12	9	0	5	19	3.8

THE LAST TIME IN SOUTH CAROLINA BASKETBALL ...

AN INDIVIDUAL ...

Scored 20 or more points:	South Carolina: Tyrone Johnson (20), vs. Florida, Jan. 7, 2015 in Columbia, S.C. Opponent: KT Harrell (24), Auburn, Jan. 17, 2015 in Auburn, Ala.
Scored 30 or more points:	South Carolina: Brenton Williams (32) at Missouri, Jan. 25, 2014 in Columbia, Mo. Opponent: Andrew Rowsey (30), UNC Asheville, Nov. 26, 2014 in Columbia, S.C.
Scored 35 or more points:	South Carolina: Brenton Williams (38) vs. Miss. State, March 6, 2013 in Columbia, S.C. Opponent: Michael Frazier II (37), Florida, March 4, 2014 in Columbia, S.C.
Scored 40 or more points:	South Carolina: N/A thru 1992-93 season Opponent: Austin Carr (43), Notre Dame, Dec. 30, 1969 in New Orleans, La.
Collected 20 or more rebounds:	South Carolina: Emmett Hall (23), vs. College of Charleston, Dec. 22, 1993 in Columbia, S.C. Opponent: Ekpe Udoh (20), Baylor, Jan. 2, 2010 in Columbia, S.C.
Collected 15 or more rebounds:	South Carolina: Lakeem Jackson (15), vs. UALR, Nov. 25, 2012 in Puerto Vallarta, Mexico Opponent: Trey James (15), Coker, Dec. 21, 2014 in Columbia, S.C.
Made 12 or more field goals:	South Carolina: Devan Downey (12) vs. Georgia, Jan. 30, 2010 in Columbia, S.C. Opponent: Michael Frazier II (12), Florida, March 4, 2014 in Columbia, S.C.
Made 10 or more field goals:	South Carolina: Duane Notice (10), at Marshall Dec. 1, 2014 in Huntington, W.Va. Opponent: Elston Turner (10), Texas A&M, March 2, 2013 in College Station, Texas
Attempted 20 or more field goals:	South Carolina: Sindarius Thornwell (24), vs. Charlotte Nov. 21, 2014 in Charleston, S.C. Opponent: Michael Frazier II (21), Florida, March 4, 2014 in Columbia, S.C.
Attempted 25 or more field goals:	South Carolina: Devan Downey, 25, at Kentucky, Feb. 25, 2010 in Lexington, Ky. Opponent: Kemmy Burgess (Alaska-Anchorage), 26, Nov. 24, 2005 in Anchorage, Alaska
Dished 10 or more assists:	South Carolina: Devan Downey, 11, vs. LSU, March 13, 2008 in Atlanta, Ga. Opponent: 11, Dee Bost, Mississippi State, Feb. 29, 2012 in Columbia, S.C.
Swiped 5 or more steals:	South Carolina: Sindarius Thornwell, 6 vs. UNC Asheville, Nov. 26, 2014 in Columbia, S.C. Opponent: 5, Allen Payne, Auburn, Feb. 26, 2014 in Auburn, Ala.
Blocked 5 or more shots:	South Carolina: Damontre Harris, 5, vs. Georgia, Feb. 15, 2012 in Columbia, S.C. Opponent: Damian Jones (7), Vanderbilt, Feb. 13, 2014 in Columbia, S.C.
Made 5 or more 3-point field goals:	South Carolina: Duane Notice (5), vs. Clemson Dec. 19, 2014 in Columbia, S.C. Opponent: Andrew Rowsey (6), UNC Asheville, Nov. 26, 2014 in Columbia, S.C.
Attempted 8 or more 3-point field goals:	South Carolina: Duane Notice (9), vs. Clemson Dec. 19, 2014 in Columbia, S.C. Opponent: Austin Loop (10), Marshall, Dec. 1, 2014 in Huntington, W.Va.
Made 10 or more free throws:	South Carolina: Brenton Williams (15), vs. Kentucky, March 1, 2014 in Columbia, S.C. Opponent: Anthony Perez (10), Ole Miss, Jan. 18, 2014 in Columbia, S.C.
Attempted 15 or more free throws:	South Carolina: Brenton Williams (16) vs. Kentucky, March 1, 2014 in Columbia, S.C. Opponent: Shawn Smith (15), Marshall (Dec. 30, 2013) in Columbia, S.C.
Played all 40 minutes of regulation:	South Carolina: Brenton Williams, at Mississippi State, March 8, 2014 in Starkville, Miss. Opponent: Frank Sullivan, Auburn, Jan. 12, 2013 in Columbia, S.C.
A player hit a last-second shot (within 3 seconds) to win a game:	South Carolina: Bruce Ellington vs. Alabama, Jan. 25, 2012 in Columbia, S.C. Opponent: Brian Bryant, Mississippi State, Feb. 29, 2012 in Columbia, S.C.
A player had a double-double:	South Carolina: Laimonas Chatkevicius (15 points, 11 rebounds), at Auburn, Jan. 17, 2015 in Auburn, Ala. Opponent: Cinmeon Bowers (10 points, 10 rebounds), Auburn, Jan. 17, 2015 in Auburn, Ala.
Two or more players had a double-double:	S. Carolina: Michael Carrera (23 points, 10 rebounds) and Lakeem Jackson (11 points, 11 rebounds) at LSU, Jan. 16, 2013 in Baton Rouge, La. Opponent: Alex Oriakhi (18 points, 11 rebounds), Earnest Ross (21 points, 10 rebounds) Missouri, Jan. 22, 2013 in Columbia, Mo.
A player had a triple-double:	South Carolina: Sam Muldrow (16 points, 14 rebounds, 10 blocks) vs. Vanderbilt, Jan. 8, 2011 in Columbia, S.C. *** Only second triple-double in South Carolina history (Chuck Eidson (25 points, 10 rebounds, 10 assists) vs. SC State, Nov. 29, 2002 in Columbia, S.C. Opponent: Daniel Hackett (Southern California - 22 points, 10 rebounds, 10 assists), Nov. 17, 2007 in Columbia, S.C.
Scored 30 or more points in back-to-back games:	South Carolina: Devan Downey, 30 vs. Kentucky, Jan. 26, 2010 in Columbia, S.C. 33 vs. Georgia, Jan. 30, 2010, in Columbia, S.C.
Scored 25 or more points in back-to-back games:	South Carolina: Devan Downey, 33 vs. Georgia, Jan. 30, 2010, in Columbia, S.C. 26 at Tennessee, Feb. 6, 2010 in Knoxville, Tenn.

A TEAM...

Scored 100 or more points:	South Carolina: 103 vs. The Citadel, Nov. 12, 2007 in Columbia, S.C. Opponent: 107, Vanderbilt, Feb. 17, 1996 in Nashville, Tenn.
Scored 50 points or less:	South Carolina: 46, vs. Florida, March 4, 2014 in Columbia S.C. Opponent: 44, Clemson, Dec. 19, 2014 in Columbia, S.C.
Scored 50 points in a half:	South Carolina: 52 (2nd half) vs. UNC Asheville Nov. 26, 2014 in Columbia, S.C. Opponent: 52 (2nd half) vs. Georgia Jan. 22, 2014 in Athens, Ga.
Failed to score 25 points in a half:	South Carolina: 22 (2nd half), at Ole Miss, Jan. 10, 2015 in Oxford, Miss. Opponent: 16 (1st half), North Carolina A&T, Dec. 30, 2014 in Columbia, S.C.

Collected 50 or more rebounds:	South Carolina: 50, vs. Longwood, Nov. 9, 2013 in Columbia, S.C. Opponent: 52, WKU, Nov. 27, 2010 in Bowling Green, Ky.
Shot 60% or better from the field:	South Carolina: 60.8% (31-51) at Western Carolina, Nov. 18, 2005 in Cullowhee, N.C. Opponent: 69.6% (32-46) Missouri, Feb. 28, 2013 in Columbia, S.C.
Shot 50% or better from the field:	South Carolina: 50.0% (26-52), at Auburn, Jan. 17, 2015 in Auburn, Ala. Opponent: 57.5% (23-40) Tennessee, Jan. 20, 2015 in Columbia, S.C.
Shot less than 30% from the field:	South Carolina: 26.3% (15-57), vs. Georgia, Feb. 22, 2014 in Columbia, S.C. Opponent: 28.6% (16-56), Marshall, Dec. 1, 2014 in Huntington, W.Va.
Shot 50% or better from 3-point range (at least 10 attempts):	South Carolina: 73.3% (11-15), vs. Auburn, March 12, Atlanta, Ga. Opponent 55.6% (10-18), Tennessee, Jan. 20, 2015 in Columbia, S.C.
Shot 20% or less from 3-point range (at least 10 attempts):	South Carolina: 20.0% (4-20), at Ole Miss, Jan. 10, 2015 in Oxford, Miss. Opponent: 5.6 % (1-18), Iowa State, Jan. 3, 2015 in Brooklyn, N.Y.
Dished 20 or more assists:	South Carolina: 20, vs. North Carolina A&T, Dec. 30, 2014 in Columbia, S.C. Opponent: 21, Georgia, Jan. 22, 2014 in Athens, Ga.
Made 35 or more shots:	South Carolina: 35 vs. Elon, Nov. 19, 2010 in Columbia, S.C. Opponent: 35, vs. Tennessee, March 5, 2009 in Columbia, S.C.
Attempted 80 or more shots:	South Carolina: 83 vs. WKU Nov. 27, 2010 in Bowling Green, Ky. Opponent: 83, LSU, Feb. 10, 1996 in Columbia, S.C.
Attempted 70 or more shots:	South Carolina: 72, vs. Providence, Dec. 1, 2011 in Columbia, S.C. Opponent: 79, WKU, Nov. 27, 2010 in Bowling Green, Ky.
Made 10 or more 3-pointers:	South Carolina: 11 vs. Auburn, March 12, 2014 in Atlanta, Ga. Opponent: 10, Tennessee, Jan. 20, 2015 in Columbia, S.C.
Did not make a 3-pointer:	South Carolina: 0, vs. Milwaukee, Nov. 11, 2012 in Columbia, S.C. Opponent: 0, Miss. State, Jan. 9, 2013 in Starkville, Miss.
Attempted 30 or more 3-pointers:	South Carolina: 31 vs. Alabama, Jan. 25, 2012 in Columbia, S.C. Opponent: 32, North Florida, Nov. 14, 2014 in Columbia, S.C.
Attempted 25 or more 3-pointers:	South Carolina: 27 vs. Rider, Nov. 19, 2012 in Columbia, S.C. Opponent: 29, UNC Asheville, Nov. 26, 2014 in Columbia, S.C.
Made 30 or more free throws:	South Carolina: 30 vs. Arkansas, March 13, 2014 in Atlanta, Ga. Opponent: 33, Kentucky, March 1, 2014 in Columbia, S.C.
Attempted 40 or more free throws:	South Carolina: 41 vs. Arkansas, March 13, 2014 in Atlanta, Ga. Opponent: 42, Kentucky, March 1, 2014 in Columbia, S.C.
Swiped 15 or more steals:	South Carolina: 15 vs. Vanderbilt, Jan. 16, 2010 in Columbia, S.C. Opponent: 17, Florida, March 4, 2014 in Columbia, S.C.
Blocked 12 or more shots:	South Carolina: 12, vs. Vanderbilt, Jan. 8, 2011 in Columbia, S.C. Opponent: 12, Clemson, Nov. 17, 2013 in Clemson, S.C.
Blocked 8 or more shots:	South Carolina: 9, vs. Coker, Dec. 21, 2014 in Columbia, S.C. Opponent: 9, Auburn, March 12, Atlanta, Ga.
Won by 30 or more points:	South Carolina: 37, vs. North Carolina A&T, Dec. 30, 2014 in Columbia, S.C. Opponent: 39, Florida, Jan. 30, 2013 in Gainesville, Fla.
Won by 20 or more points:	South Carolina: 37, vs. North Carolina A&T, Dec. 30, 2014 in Columbia, S.C. Opponent: 26, Florida, March 4, 2014 in Columbia, S.C.
Played a single overtime game:	Win: 82-73 at LSU, Jan. 16, 2013 in Baton Rouge, La. Loss: 62-54 at Georgia, Feb. 23, 2013 in Athens, Ga.
Played a double overtime game:	Win: 87-85 vs. WKU, Nov. 27, 2010 in Bowling Green, Ky. Loss: 98-88 vs. Louisville, Feb. 20, 1988 in Columbia, S.C.
South Carolina played a No. 1 Team in the country:	Win: 68-62 vs. Kentucky, Jan. 26, 2010 in Columbia, S.C. Loss: 72-46 loss vs. Florida, March. 4, 2014 in Columbia, S.C.
South Carolina played a top-5 opponent:	Win: 68-62 vs. No. 1/1 Kentucky, Jan. 26, 2010 in Columbia, S.C. Loss: 75-36 loss to No. 4/4 Florida, Jan. 30, 2013 in Gainesville, Fla.
South Carolina played a top-10 opponent:	Win: 64-60 vs. No. 9/9 Iowa State, Jan. 3, 2015 in Brooklyn, N.Y. Loss: 74-58 at No. 10/11 Florida, Jan. 8, 2014 in Gainesville, Fla.
South Carolina played a top-25 opponent:	Win: 64-60 vs. No. 9/9 Iowa State, Jan. 3, 2015 in Brooklyn, N.Y. Loss: 79-52 at No. 9/11 Oklahoma State, Dec. 6, 2013 in Stillwater, Okla.
South Carolina defeated a ranked opponent:	Home: Win: 72-67 win over No. 17/15 Kentucky, March 1, 2014 in Columbia, S.C. Away: 77-73 at No. 13/19 Vanderbilt, March 6, 2010 in Nashville, Tenn. Neutral: 64-60 vs. No. 9/9 Iowa State, Jan. 3, 2015 in Brooklyn, N.Y. SEC Home: Win: 72-67 win over No. 17/15 Kentucky, March 1, 2014 in Columbia, S.C. SEC Away: 77-73 at No. 13/19 Vanderbilt, March 6, 2010 in Nashville, Tenn. Non-conference away: 85-84 at No. 19/20 Baylor, Jan. 2, 2009 in Waco, Texas
A South Carolina win opened the season:	Home: 81-56, vs. North Florida, Nov. 14, 2014 in Columbia, S.C. Away: 81-63 win at Western Carolina, Nov. 12, 2005 in Cullowhee, N.C. Neutral: 74-61 win vs. Chaminade, Nov. 19, 2001 in Maui, Hawaii (Maui Invite)
South Carolina opened SEC play:	Home: 72-68 loss vs. Florida, Jan. 7, 2015 in Gainesville, Fla. Away: 74-58 loss at No. 10/11 Florida, Jan. 8, 2014 in Gainesville, Fla.



South Carolina Basketball
 South Carolina Combined Team Statistics (as of Jan 21, 2015)
 All games

RECORD:	OVERALL	HOME	AWAY	NEUTRAL
ALL GAMES	10-7	7-3	1-2	2-2
CONFERENCE	1-4	1-2	0-2	0-0
NON-CONFERENCE	9-3	6-1	1-0	2-2

##	Player	gp-gs	min	avg	Total		3-Point		F-Throw		Rebounds				pf	dq	a	to	blk	stl	pts	avg	
					fg-fga	fg%	3fg-fga	3fg%	ft-fa	ft%	off	def	tot	avg									
10	NOTICE, Duane	17-17	462	27.2	68-162	.420	25-72	.347	42-54	.778	9	36	45	2.6	32	0	48	28	2	17	203	11.9	
00	THORNWELL, Sindari	17-17	476	28.0	60-170	.353	15-66	.227	53-75	.707	29	61	90	5.3	47	3	30	37	9	25	188	11.1	
04	JOHNSON, Tyrone	17-17	492	28.9	60-146	.411	12-42	.286	45-55	.818	6	44	50	2.9	34	0	65	30	6	25	177	10.4	
14	CHATKEVICIUS, L.	17-12	361	21.2	66-112	.589	5-12	.417	19-26	.731	29	61	90	5.3	30	1	10	28	24	4	156	9.2	
25	KACINAS, Mindaugas	17-0	356	20.9	42-68	.618	6-14	.429	27-34	.794	45	50	95	5.6	37	1	9	21	7	13	117	6.9	
21	HENRY, Demetrius	17-17	343	20.2	48-94	.511	0-2	.000	21-33	.636	24	44	68	4.0	61	4	6	30	18	4	117	6.9	
01	STROMAN, Marcus	17-0	364	21.4	27-66	.409	2-10	.200	24-41	.585	12	41	53	3.1	35	0	64	36	2	15	80	4.7	
24	CARRERA, Michael	14-5	243	17.4	26-59	.441	4-8	.500	21-29	.724	24	40	64	4.6	37	2	6	13	11	5	77	5.5	
20	MCKIE, Justin	15-0	197	13.1	20-55	.364	8-29	.276	15-19	.789	4	25	29	1.9	14	0	6	7	3	6	63	4.2	
35	STEELE, Brian	10-0	65	6.5	4-17	.235	3-13	.231	0-0	.000	0	7	7	0.7	5	0	5	2	0	3	11	1.1	
12	SHEPPARD, Shamiek	3-0	19	6.3	2-8	.250	1-1	1.000	0-0	.000	2	2	4	1.3	3	0	0	1	2	1	5	1.7	
15	THEUS JR., Reggie	9-0	22	2.4	2-4	.500	0-1	.000	0-0	.000	0	1	1	0.1	1	0	0	2	0	3	4	0.4	
Team																							
Total.....		17	3400		425-961	.442	81-270	.300	267-366	.730	210	444	654	38.5	336	11	249	239	84	121	1198	70.5	
Opponents.....		17	3400		328-897	.366	109-353	.309	272-383	.710	180	365	545	32.1	341	-	153	264	65	109	1037	61.0	

TEAM STATISTICS	SC	OPP	Date	Opponent	Score	Att.
SCORING	1198	1037	11/14/14	UNF	W 81-56	10473
Points per game	70.5	61.0	! 11/18/14	BAYLOR	L 65-69	13291
Scoring margin	+9.5	-	& 11/20/14	vs Cornell	W 69-45	2517
FIELD GOALS-ATT	425-961	328-897	& 11/21/14	vs Charlotte	L 63-65	2430
Field goal pct	.442	.366	& 11/23/14	vs Akron	L 63-68	1523
3 POINT FG-ATT	81-270	109-353	11/26/14	UNC ASHEVILLE	W 89-75	8330
3-point FG pct	.300	.309	12/1/14	at Marshall	W 77-59	5013
3-pt FG made per game	4.8	6.4	^ 12/6/14	OKLAHOMA STATE	W 75-49	12007
FREE THROWS-ATT	267-366	272-383	12/19/14	CLEMSON	W 68-45	11992
Free throw pct	.730	.710	12/21/14	COKER	W 78-52	8419
F-Throws made per game	15.7	16.0	12/30/14	NORTH CAROLINA A&T	W 91-54	8156
REBOUNDS	654	545	01/03/15	vs Iowa State	W 64-60	3546
Rebounds per game	38.5	32.1	* 1/7/14	FLORIDA	L 68-72	12181
Rebounding margin	+6.4	-	* 01-10-15	at Ole Miss	L 49-65	6714
ASSISTS	249	153	* 1/13/14	ALABAMA	W 68-66	11085
Assists per game	14.6	9.0	* 01/17/15	at Auburn	L 68-71	9121
TURNOVERS	239	264	* 1/20/14	TENNESSEE	L 62-66	12032
Turnovers per game	14.1	15.5				
Turnover margin	+1.5	-				
Assist/turnover ratio	1.0	0.6				
STEALS	121	109				
Steals per game	7.1	6.4				
BLOCKS	84	65				
Blocks per game	4.9	3.8				
ATTENDANCE	107966	30864				
Home games-Avg/Game	10-10797	3-6949				
Neutral site-Avg/Game	-	4-2504				

! - ESPN College Hoops Tip-Off Marathon (Columbia, S.C.)
 & - Charleston Classic (Charleston, S.C.)
 ^ - SEC/Big 12 Challenge (Columbia, S.C.)
 * = Conference game

Score by Periods	1st	2nd	Totals
South Carolina	571	627	1198
Opponents	473	564	1037



South Carolina Basketball
 South Carolina Combined Team Statistics (as of Jan 21, 2015)
 Conference games

RECORD:	OVERALL	HOME	AWAY	NEUTRAL
ALL GAMES	1-4	1-2	0-2	0-0
CONFERENCE	1-4	1-2	0-2	0-0
NON-CONFERENCE	0-0	0-0	0-0	0-0

##	Player	gp-gs	min	avg	Total		3-Point		F-Throw		Rebounds				pf	dq	a	to	blk	stl	pts	avg
					fg-fga	fg%	3fg-fga	3fg%	ft-fta	ft%	off	def	tot	avg								
04	JOHNSON, Tyrone	5-5	167	33.4	21-53	.396	5-16	.313	18-20	.900	2	15	17	3.4	13	0	18	11	1	8	65	13.0
00	THORNWELL, Sindari	5-5	147	29.4	13-45	.289	5-19	.263	19-25	.760	8	11	19	3.8	17	2	8	14	1	3	50	10.0
10	NOTICE, Duane	5-5	122	24.4	15-50	.300	6-25	.240	7-10	.700	2	7	9	1.8	10	0	13	6	0	0	43	8.6
14	CHATKEVICIUS, L.	5-5	107	21.4	14-25	.560	1-4	.250	5-7	.714	6	14	20	4.0	9	0	2	4	5	0	34	6.8
25	KACINAS, Mindaugas	5-0	99	19.8	14-19	.737	3-6	.500	3-5	.600	10	9	19	3.8	13	0	2	6	0	1	34	6.8
24	CARRERA, Michael	5-0	91	18.2	10-19	.526	2-3	.667	9-10	.900	12	15	27	5.4	14	1	3	4	3	3	31	6.2
21	HENRY, Demetrius	5-5	102	20.4	12-23	.522	0-0	.000	4-9	.444	5	12	17	3.4	16	1	2	7	4	2	28	5.6
01	STROMAN, Marcus	5-0	97	19.4	6-17	.353	1-3	.333	6-10	.600	1	4	5	1.0	13	0	12	9	0	5	19	3.8
20	MCKIE, Justin	5-0	65	13.0	3-14	.214	1-6	.167	4-4	1.000	1	6	7	1.4	5	0	1	4	1	0	11	2.2
12	SHEPPARD, Shamiek	1-0	3	3.0	0-2	.000	0-0	.000	0-0	.000	0	0	0	0.0	1	0	0	0	1	0	0	0.0
Team											8	8	16					1				
Total.....		5	1000		108-267	.404	24-82	.293	75-100	.750	55	101	156	31.2	111	4	61	66	16	22	315	63.0
Opponents.....		5	1000		103-231	.446	35-88	.398	99-132	.750	45	112	157	31.4	102	-	57	72	19	31	340	68.0

TEAM STATISTICS	SC	OPP	Date	Opponent	Score	Att.
SCORING	315	340	* 1/7/14	FLORIDA	L 68-72	12181
Points per game	63.0	68.0	* 01-10-15	at Ole Miss	L 49-65	6714
Scoring margin	-5.0	-	* 1/13/14	ALABAMA	W 68-66	11085
FIELD GOALS-ATT	108-267	103-231	* 01/17/15	at Auburn	L 68-71	9121
Field goal pct	.404	.446	* 1/20/14	TENNESSEE	L 62-66	12032
3 POINT FG-ATT	24-82	35-88	! - ESPN College Hoops Tip-Off Marathon (Columbia, S.C.)			
3-point FG pct	.293	.398	& - Charleston Classic (Charleston, S.C.)			
3-pt FG made per game	4.8	7.0	^ - SEC/Big 12 Challenge (Columbia, S.C.)			
FREE THROWS-ATT	75-100	99-132	* = Conference game			
Free throw pct	.750	.750				
F-Throws made per game	15.0	19.8				
REBOUNDS	156	157				
Rebounds per game	31.2	31.4				
Rebounding margin	-0.2	-				
ASSISTS	61	57				
Assists per game	12.2	11.4				
TURNOVERS	66	72				
Turnovers per game	13.2	14.4				
Turnover margin	+1.2	-				
Assist/turnover ratio	0.9	0.8				
STEALS	22	31				
Steals per game	4.4	6.2				
BLOCKS	16	19				
Blocks per game	3.2	3.8				
ATTENDANCE	35298	15835				
Home games-Avg/Game	3-11766	2-7918				
Neutral site-Avg/Game	-	0-0				

Score by Periods	1st	2nd	Totals
South Carolina	146	169	315
Opponents	159	181	340



South Carolina Basketball
 South Carolina Team Game-by-Game Comparison (as of Jan 22, 2015)
 All games

Opponent	1st	2nd	Score	Mar	Total FG	FG Pct	3-Pointers	3FG Pct	Free Throws	FT Pct	Rebounds	Assist	T/Over	Block	Steal	Fouls
UNF	48/27	33/29	81-56	+25	29-57/18-53	.509/.340	4-11/10-32	.364/.313	19-26/10-16	.731/.625	42/28 +14	19/9	9/15	3/5	7/2	15/22
BAYLOR	27/30	38/39	65-69	(4)	22-54/21-47	.407/.447	5-21/6-18	.238/.333	16-19/21-26	.842/.808	33/29 +4	11/10	10/11	3/1	4/6	21/20
Cornell	35/21	34/24	69-45	+24	22-58/14-52	.379/.269	8-22/5-20	.364/.250	17-21/12-16	.810/.750	44/32 +12	16/6	11/17	5/6	10/6	15/19
Charlotte	36/29	27/36	63-65	(2)	26-61/23-53	.426/.434	3-18/6-17	.167/.353	8-9/13-19	.889/.684	37/32 +5	13/6	17/17	7/5	6/6	21/13
Akron	25/30	38/38	63-68	(5)	25-64/21-50	.391/.420	2-10/4-20	.200/.200	11-20/22-27	.550/.815	45/32 +13	11/6	17/15	2/6	8/6	20/19
UNC ASHEVILLE	37/29	52/46	89-75	+14	31-60/23-63	.517/.365	8-17/15-29	.471/.517	19-26/14-20	.731/.700	39/35 +4	21/12	20/22	10/3	12/11	15/21
Marshall	39/20	38/39	77-59	+18	30-63/16-56	.476/.286	4-20/5-26	.200/.192	13-24/22-34	.542/.647	39/43 (4)	17/9	15/19	3/3	13/6	24/20
OKLAHOMA STATE	32/24	43/25	75-49	+26	26-60/16-65	.433/.246	6-17/5-24	.353/.208	17-22/12-19	.773/.632	49/41 +8	14/7	11/12	8/5	6/4	19/17
CLEMSON	28/30	40/15	68-45	+23	23-50/17-57	.460/.298	7-22/4-18	.318/.222	15-20/7-12	.750/.583	40/31 +9	17/7	12/13	7/5	7/9	14/20
COKER	35/23	43/29	78-52	+26	31-64/18-58	.484/.310	3-11/7-21	.273/.333	13-19/9-14	.684/.643	47/31 +16	21/8	15/19	9/1	11/8	16/21
NORTH CAROLINA A&T	47/16	44/38	91-54	+37	29-53/18-55	.547/.327	5-9/6-22	.556/.273	28-34/12-15	.824/.800	41/20 +21	20/8	16/19	7/2	7/4	17/26
Iowa State	36/35	28/25	64-60	+4	23-50/20-57	.460/.351	2-10/1-18	.200/.056	16-26/19-33	.615/.576	42/34 +8	8/8	20/13	4/4	8/10	28/21
FLORIDA	34/31	34/41	68-72	(4)	20-49/21-49	.408/.429	5-13/5-19	.385/.263	23-27/25-30	.852/.833	23/37 (14)	11/14	11/17	5/4	4/7	20/24
Ole Miss	27/33	22/32	49-65	(16)	18-49/20-49	.367/.408	4-20/7-14	.200/.500	9-16/18-22	.563/.818	32/33 (1)	16/13	15/10	2/4	5/5	20/14
ALABAMA	30/25	38/41	68-66	+2	22-53/20-41	.415/.488	3-14/6-17	.214/.353	21-27/20-30	.778/.667	33/23 +10	9/13	13/14	1/4	5/4	27/27
Auburn	29/39	39/32	68-71	(3)	26-52/19-52	.500/.365	8-18/7-20	.444/.350	8-15/26-33	.533/.788	34/36 (2)	12/8	17/13	4/4	3/9	27/20
TENNESSEE	26/31	36/35	62-66	(4)	22-64/23-40	.344/.575	4-17/10-18	.235/.556	14-15/10-17	.933/.588	34/28 +6	13/9	10/18	4/3	5/6	17/17

Note: Game totals are displayed in the format TEAM/OPPONENT for each category



South Carolina Basketball
South Carolina Category Leaders (as of Jan 22, 2015)
All games

Points	G	Pts	Pts/G
NOTICE, Duane	17	203	11.9
THORNWELL, Sindarius	17	188	11.1
JOHNSON, Tyrone	17	177	10.4
CHATKEVICIUS, L.	17	156	9.2
KACINAS, Mindaugas	17	117	6.9
HENRY, Demetrius	17	117	6.9
STROMAN, Marcus	17	80	4.7
CARRERA, Michael	14	77	5.5
MCKIE, Justin	15	63	4.2
STEELE, Brian	10	11	1.1
SHEPPARD, Shamiek	3	5	1.7
THEUS JR., Reggie	9	4	0.4

FG Percentage	FG	Att	Pct
KACINAS, Mindaugas	42	68	.618
CHATKEVICIUS, L.	66	112	.589
HENRY, Demetrius	48	94	.511
THEUS JR., Reggie	2	4	.500
CARRERA, Michael	26	59	.441
NOTICE, Duane	68	162	.420
JOHNSON, Tyrone	60	146	.411
STROMAN, Marcus	27	66	.409
MCKIE, Justin	20	55	.364
THORNWELL, Sindarius	60	170	.353
SHEPPARD, Shamiek	2	8	.250
STEELE, Brian	4	17	.235

3-Point Percentage	3FG	Att	Pct
SHEPPARD, Shamiek	1	1	1.000
CARRERA, Michael	4	8	.500
KACINAS, Mindaugas	6	14	.429
CHATKEVICIUS, L.	5	12	.417
NOTICE, Duane	25	72	.347
JOHNSON, Tyrone	12	42	.286
MCKIE, Justin	8	29	.276
STEELE, Brian	3	13	.231
THORNWELL, Sindarius	15	66	.227
STROMAN, Marcus	2	10	.200
HENRY, Demetrius	0	2	.000
THEUS JR., Reggie	0	1	.000

Free Throw Percent	FG	Att	Pct
JOHNSON, Tyrone	45	55	.818
KACINAS, Mindaugas	27	34	.794
MCKIE, Justin	15	19	.789
NOTICE, Duane	42	54	.778
CHATKEVICIUS, L.	19	26	.731
CARRERA, Michael	21	29	.724
THORNWELL, Sindarius	53	75	.707
HENRY, Demetrius	21	33	.636
STROMAN, Marcus	24	41	.585

Scoring Average	G	Pts	Avg/G
NOTICE, Duane	17	203	11.9
THORNWELL, Sindarius	17	188	11.1
JOHNSON, Tyrone	17	177	10.4
CHATKEVICIUS, L.	17	156	9.2
HENRY, Demetrius	17	117	6.9
KACINAS, Mindaugas	17	117	6.9
CARRERA, Michael	14	77	5.5
STROMAN, Marcus	17	80	4.7
MCKIE, Justin	15	63	4.2
SHEPPARD, Shamiek	3	5	1.7
STEELE, Brian	10	11	1.1
THEUS JR., Reggie	9	4	0.4

Field Goal Attempts	G	Att	Att/G
THORNWELL, Sindarius	17	170	10.0
NOTICE, Duane	17	162	9.5
JOHNSON, Tyrone	17	146	8.6
CHATKEVICIUS, L.	17	112	6.6
HENRY, Demetrius	17	94	5.5

Field Goals Made	G	Made	Made/G
NOTICE, Duane	17	68	4.0
CHATKEVICIUS, L.	17	66	3.9
JOHNSON, Tyrone	17	60	3.5
THORNWELL, Sindarius	17	60	3.5
HENRY, Demetrius	17	48	2.8

3-Point FG Attempts	G	Att	Att/G
NOTICE, Duane	17	72	4.2
THORNWELL, Sindarius	17	66	3.9
JOHNSON, Tyrone	17	42	2.5
MCKIE, Justin	15	29	1.9
KACINAS, Mindaugas	17	14	0.8

3-Point FG Made	G	Made	Made/G
NOTICE, Duane	17	25	1.5
THORNWELL, Sindarius	17	15	0.9
JOHNSON, Tyrone	17	12	0.7
MCKIE, Justin	15	8	0.5
KACINAS, Mindaugas	17	6	0.4

Free Throw Attempts	G	Att	Att/G
THORNWELL, Sindarius	17	75	4.4
JOHNSON, Tyrone	17	55	3.2
NOTICE, Duane	17	54	3.2
STROMAN, Marcus	17	41	2.4
KACINAS, Mindaugas	17	34	2.0

Free Throws Made	G	Made	Made/G
THORNWELL, Sindarius	17	53	3.1
JOHNSON, Tyrone	17	45	2.6
NOTICE, Duane	17	42	2.5
KACINAS, Mindaugas	17	27	1.6
STROMAN, Marcus	17	24	1.4



South Carolina Basketball
South Carolina Category Leaders (as of Jan 22, 2015)
All games

Rebounds	G	Reb	Reb/G
KACINAS, Mindaugas	17	95	5.6
CHATKEVICIUS, L.	17	90	5.3
THORNWELL, Sindarius	17	90	5.3
HENRY, Demetrius	17	68	4.0
CARRERA, Michael	14	64	4.6

Rebound Average	G	Reb	Avg/G
KACINAS, Mindaugas	17	95	5.6
CHATKEVICIUS, L.	17	90	5.3
THORNWELL, Sindarius	17	90	5.3
CARRERA, Michael	14	64	4.6
HENRY, Demetrius	17	68	4.0

Offensive Rebounds	G	No.	Avg/G
KACINAS, Mindaugas	17	45	2.6
THORNWELL, Sindarius	17	29	1.7
CHATKEVICIUS, L.	17	29	1.7
HENRY, Demetrius	17	24	1.4
CARRERA, Michael	14	24	1.7

Defensive Rebounds	G	No.	Avg/G
CHATKEVICIUS, L.	17	61	3.6
THORNWELL, Sindarius	17	61	3.6
KACINAS, Mindaugas	17	50	2.9
JOHNSON, Tyrone	17	44	2.6
HENRY, Demetrius	17	44	2.6

Fouls	G	No.	Per/G
HENRY, Demetrius	17	61	3.6
THORNWELL, Sindarius	17	47	2.8
CARRERA, Michael	14	37	2.6
KACINAS, Mindaugas	17	37	2.2
STROMAN, Marcus	17	35	2.1

Foulsouts	G	No.
HENRY, Demetrius	17	4
THORNWELL, Sindarius	17	3
CARRERA, Michael	14	2
KACINAS, Mindaugas	17	1
CHATKEVICIUS, L.	17	1

Assists	G	No.	Ast/G
JOHNSON, Tyrone	17	65	3.8
STROMAN, Marcus	17	64	3.8
NOTICE, Duane	17	48	2.8
THORNWELL, Sindarius	17	30	1.8
CHATKEVICIUS, L.	17	10	0.6

Steals	G	No.	Stl/G
JOHNSON, Tyrone	17	25	1.5
THORNWELL, Sindarius	17	25	1.5
NOTICE, Duane	17	17	1.0
STROMAN, Marcus	17	15	0.9
KACINAS, Mindaugas	17	13	0.8

Blocked Shots	G	No.	Blk/G
CHATKEVICIUS, L.	17	24	1.4
HENRY, Demetrius	17	18	1.1
CARRERA, Michael	14	11	0.8
THORNWELL, Sindarius	17	9	0.5
KACINAS, Mindaugas	17	7	0.4

Minutes	G	No.	Min/G
JOHNSON, Tyrone	17	492	28.9
THORNWELL, Sindarius	17	476	28.0
NOTICE, Duane	17	462	27.2
STROMAN, Marcus	17	364	21.4
CHATKEVICIUS, L.	17	361	21.2

Turnovers	G	No.	TO/G
THORNWELL, Sindarius	17	37	2.2
STROMAN, Marcus	17	36	2.1
JOHNSON, Tyrone	17	30	1.8
HENRY, Demetrius	17	30	1.8
CHATKEVICIUS, L.	17	28	1.6
NOTICE, Duane	17	28	1.6



South Carolina Basketball
South Carolina Team High/Low Analysis (as of Jan 22, 2015)
All games

South Carolina - TEAM GAME HIGHS

POINTS	91	NORTH CAROLINA A&T (12/30/14)
	89	UNC ASHEVILLE (11/26/14)
	81	UNF (11/14/14)
	78	COKER (12/21/14)
	77	at Marshall (12/1/14)
FIELD GOALS MADE	31	COKER (12/21/14)
	31	UNC ASHEVILLE (11/26/14)
FIELD GOAL ATTEMPTS	64	TENNESSEE (1/20/14)
	64	COKER (12/21/14)
	64	vs Akron (11/23/14)
FIELD GOAL PERCENTAGE	.547 (29-53)	NORTH CAROLINA A&T (12/30/14)
	.517 (31-60)	UNC ASHEVILLE (11/26/14)
3 PT FIELD GOALS MADE	8	at Auburn (01/17/15)
	8	UNC ASHEVILLE (11/26/14)
	8	vs Cornell (11/20/14)
3 PT FG ATTEMPTS	22	CLEMSON (12/19/14)
	22	vs Cornell (11/20/14)
3 PT FG PERCENTAGE	.556 (5-9)	NORTH CAROLINA A&T (12/30/14)
	.471 (8-17)	UNC ASHEVILLE (11/26/14)
FREE THROWS MADE	28	NORTH CAROLINA A&T (12/30/14)
	23	FLORIDA (1/7/14)
FREE THROW ATTEMPTS	34	NORTH CAROLINA A&T (12/30/14)
	27	ALABAMA (1/13/14)
	27	FLORIDA (1/7/14)
FREE THROW PERCENTAGE	.933 (14-15)	TENNESSEE (1/20/14)
	.889 (8-9)	vs Charlotte (11/21/14)
REBOUNDS	49	OKLAHOMA STATE (12/6/14)
	47	COKER (12/21/14)
ASSISTS	21	COKER (12/21/14)
	21	UNC ASHEVILLE (11/26/14)
STEALS	13	at Marshall (12/1/14)
	12	UNC ASHEVILLE (11/26/14)
BLOCKED SHOTS	10	UNC ASHEVILLE (11/26/14)
	9	COKER (12/21/14)
TURNOVERS	20	vs Iowa State (01/03/15)
	20	UNC ASHEVILLE (11/26/14)
FOULS	28	vs Iowa State (01/03/15)
	27	at Auburn (01/17/15)
	27	ALABAMA (1/13/14)



South Carolina Basketball
South Carolina High/Low Analysis (as of Jan 22, 2015)
All games

Opponent - GAME HIGHS

POINTS	75	UNC ASHEVILLE (11/26/14)
	72	FLORIDA (1/7/14)
	71	at Auburn (01/17/15)
	69	BAYLOR (11/18/14)
	68	vs Akron (11/23/14)
FIELD GOALS MADE	23	TENNESSEE (1/20/14)
	23	UNC ASHEVILLE (11/26/14)
	23	vs Charlotte (11/21/14)
FIELD GOAL ATTEMPTS	65	OKLAHOMA STATE (12/6/14)
	63	UNC ASHEVILLE (11/26/14)
FIELD GOAL PERCENTAGE	.575 (23-40)	TENNESSEE (1/20/14)
	.488 (20-41)	ALABAMA (1/13/14)
3 PT FIELD GOALS MADE	15	UNC ASHEVILLE (11/26/14)
	10	TENNESSEE (1/20/14)
	10	UNF (11/14/14)
3 PT FG ATTEMPTS	32	UNF (11/14/14)
	29	UNC ASHEVILLE (11/26/14)
3 PT FG PERCENTAGE	.556 (10-18)	TENNESSEE (1/20/14)
	.517 (15-29)	UNC ASHEVILLE (11/26/14)
FREE THROWS MADE	26	at Auburn (01/17/15)
	25	FLORIDA (1/7/14)
FREE THROW ATTEMPTS	34	at Marshall (12/1/14)
	33	at Auburn (01/17/15)
	33	vs Iowa State (01/03/15)
FREE THROW PERCENTAGE	.833 (25-30)	FLORIDA (1/7/14)
	.818 (18-22)	at Ole Miss (01-10-15)
REBOUNDS	43	at Marshall (12/1/14)
	41	OKLAHOMA STATE (12/6/14)
ASSISTS	14	FLORIDA (1/7/14)
	13	ALABAMA (1/13/14)
	13	at Ole Miss (01-10-15)
STEALS	11	UNC ASHEVILLE (11/26/14)
	10	vs Iowa State (01/03/15)
BLOCKED SHOTS	6	vs Akron (11/23/14)
	6	vs Cornell (11/20/14)
TURNOVERS	22	UNC ASHEVILLE (11/26/14)
	19	NORTH CAROLINA A&T (12/30/14)
	19	COKER (12/21/14)
	19	at Marshall (12/1/14)
FOULS	27	ALABAMA (1/13/14)
	26	NORTH CAROLINA A&T (12/30/14)



South Carolina Basketball
 South Carolina High/Low Analysis (as of Jan 22, 2015)
 All games

South Carolina - GAME LOWS

POINTS	49		at Ole Miss (01-10-15)
	62		TENNESSEE (1/20/14)
	63		vs Charlotte (11/21/14)
	63		vs Akron (11/23/14)
	64		vs Iowa State (01/03/15)
FIELD GOALS MADE	18		at Ole Miss (01-10-15)
	20		FLORIDA (1/7/14)
FIELD GOAL ATTEMPTS	49		FLORIDA (1/7/14)
	49		at Ole Miss (01-10-15)
FIELD GOAL PERCENTAGE	.344	(22-64)	TENNESSEE (1/20/14)
	.367	(18-49)	at Ole Miss (01-10-15)
3 PT FIELD GOALS MADE	2		vs Akron (11/23/14)
	2		vs Iowa State (01/03/15)
3 PT FG ATTEMPTS	9		NORTH CAROLINA A&T (12/30/14)
	10		vs Akron (11/23/14)
	10		vs Iowa State (01/03/15)
3 PT FG PERCENTAGE	.167	(3-18)	vs Charlotte (11/21/14)
	.200	(2-10)	vs Akron (11/23/14)
	.200	(2-10)	vs Iowa State (01/03/15)
	.200	(4-20)	at Marshall (12/1/14)
	.200	(4-20)	at Ole Miss (01-10-15)
FREE THROWS MADE	8		vs Charlotte (11/21/14)
	8		at Auburn (01/17/15)
FREE THROW ATTEMPTS	9		vs Charlotte (11/21/14)
	15		at Auburn (01/17/15)
	15		TENNESSEE (1/20/14)
FREE THROW PERCENTAGE	.533	(8-15)	at Auburn (01/17/15)
	.542	(13-24)	at Marshall (12/1/14)
REBOUNDS	23		FLORIDA (1/7/14)
	32		at Ole Miss (01-10-15)
ASSISTS	8		vs Iowa State (01/03/15)
	9		ALABAMA (1/13/14)
STEALS	3		at Auburn (01/17/15)
	4		BAYLOR (11/18/14)
	4		FLORIDA (1/7/14)
BLOCKED SHOTS	1		ALABAMA (1/13/14)
	2		vs Akron (11/23/14)
	2		at Ole Miss (01-10-15)
TURNOVERS	9		UNF (11/14/14)
	10		BAYLOR (11/18/14)
	10		TENNESSEE (1/20/14)
FOULS	14		CLEMSON (12/19/14)
	15		UNF (11/14/14)
	15		vs Cornell (11/20/14)
	15		UNC ASHEVILLE (11/26/14)



South Carolina Basketball
South Carolina High/Low Analysis (as of Jan 22, 2015)
All games

Opponent - GAME LOWS

POINTS	45	vs Cornell (11/20/14)
	45	CLEMSON (12/19/14)
	49	OKLAHOMA STATE (12/6/14)
	52	COKER (12/21/14)
	54	NORTH CAROLINA A&T (12/30/14)
FIELD GOALS MADE	14	vs Cornell (11/20/14)
	16	at Marshall (12/1/14)
	16	OKLAHOMA STATE (12/6/14)
FIELD GOAL ATTEMPTS	40	TENNESSEE (1/20/14)
	41	ALABAMA (1/13/14)
FIELD GOAL PERCENTAGE	.246 (16-65)	OKLAHOMA STATE (12/6/14)
	.269 (14-52)	vs Cornell (11/20/14)
3 PT FIELD GOALS MADE	1	vs Iowa State (01/03/15)
	4	vs Akron (11/23/14)
	4	CLEMSON (12/19/14)
3 PT FG ATTEMPTS	14	at Ole Miss (01-10-15)
	17	vs Charlotte (11/21/14)
	17	ALABAMA (1/13/14)
3 PT FG PERCENTAGE	.056 (1-18)	vs Iowa State (01/03/15)
	.192 (5-26)	at Marshall (12/1/14)
FREE THROWS MADE	7	CLEMSON (12/19/14)
	9	COKER (12/21/14)
FREE THROW ATTEMPTS	12	CLEMSON (12/19/14)
	14	COKER (12/21/14)
FREE THROW PERCENTAGE	.576 (19-33)	vs Iowa State (01/03/15)
	.583 (7-12)	CLEMSON (12/19/14)
REBOUNDS	20	NORTH CAROLINA A&T (12/30/14)
	23	ALABAMA (1/13/14)
ASSISTS	6	vs Cornell (11/20/14)
	6	vs Charlotte (11/21/14)
	6	vs Akron (11/23/14)
STEALS	2	UNF (11/14/14)
	4	OKLAHOMA STATE (12/6/14)
	4	NORTH CAROLINA A&T (12/30/14)
	4	ALABAMA (1/13/14)
BLOCKED SHOTS	1	BAYLOR (11/18/14)
	1	COKER (12/21/14)
TURNOVERS	10	at Ole Miss (01-10-15)
	11	BAYLOR (11/18/14)
FOULS	13	vs Charlotte (11/21/14)
	14	at Ole Miss (01-10-15)



South Carolina Basketball
South Carolina Player High/Low Analysis (as of Jan 22, 2015)
All games

South Carolina - I N D I V I D U A L G A M E H I G H S

Points	27		NOTICE, Duane at Marshall (12/1/14)
	21		JOHNSON, Tyrone vs Baylor (11/18/14)
	20		JOHNSON, Tyrone vs Florida (1/7/14)
	20		NOTICE, Duane vs Oklahoma State (12/6/14)
	20		THORNWELL, Sindarius vs Charlotte (11/21/14)
Field Goals Made	10		NOTICE, Duane at Marshall (12/1/14)
	9		JOHNSON, Tyrone vs Baylor (11/18/14)
Field Goal Att.	24		THORNWELL, Sindarius vs Charlotte (11/21/14)
	18		NOTICE, Duane at Marshall (12/1/14)
FG Pct (min 5 made)	1.000	(5-5)	KACINAS, Mindaugas vs North Carolina A&T (12/30/14)
	1.000	(5-5)	KACINAS, Mindaugas vs Charlotte (11/21/14)
3-Point FG Made	5		NOTICE, Duane vs Clemson (12/19/14)
	3		JOHNSON, Tyrone at Auburn (01/17/15)
	3		NOTICE, Duane vs Oklahoma State (12/6/14)
	3		THORNWELL, Sindarius vs Cornell (11/20/14)
	3		JOHNSON, Tyrone vs Baylor (11/18/14)
3-Point FG Att.	10		THORNWELL, Sindarius vs Charlotte (11/21/14)
	9		NOTICE, Duane vs Clemson (12/19/14)
	9		JOHNSON, Tyrone vs Baylor (11/18/14)
3-Pt FG Pct (min 2 made)	1.000	(2-2)	CHATKEVICIUS, L. vs UNC Asheville (11/26/14)
	1.000	(2-2)	MCKIE, Justin vs Cornell (11/20/14)
Free Throws Made	9		JOHNSON, Tyrone vs Florida (1/7/14)
	8		THORNWELL, Sindarius vs Tennessee (1/20/14)
Free Throw Att.	9		THORNWELL, Sindarius vs Tennessee (1/20/14)
	9		JOHNSON, Tyrone vs Florida (1/7/14)
	9		NOTICE, Duane vs Iowa State (01/03/15)
	9		THORNWELL, Sindarius vs Oklahoma State (12/6/14)
FT Pct (min 3 made)	1.000	(9-9)	JOHNSON, Tyrone vs Florida (1/7/14)
	1.000	(6-6)	KACINAS, Mindaugas vs North Carolina A&T (12/30/14)
	1.000	(5-5)	NOTICE, Duane vs North Carolina A&T (12/30/14)
	1.000	(5-5)	NOTICE, Duane at Marshall (12/1/14)
	1.000	(4-4)	MCKIE, Justin vs Florida (1/7/14)
	1.000	(4-4)	THORNWELL, Sindarius vs North Carolina A&T (12/30/14)
	1.000	(4-4)	JOHNSON, Tyrone vs North Carolina A&T (12/30/14)
	1.000	(4-4)	THORNWELL, Sindarius vs Akron (11/23/14)
	1.000	(4-4)	KACINAS, Mindaugas vs Cornell (11/20/14)
	1.000	(4-4)	CARRERA, Michael vs Baylor (11/18/14)
	1.000	(3-3)	NOTICE, Duane vs Oklahoma State (12/6/14)
	1.000	(3-3)	JOHNSON, Tyrone vs Oklahoma State (12/6/14)
	1.000	(3-3)	STROMAN, Marcus vs UNC Asheville (11/26/14)
Rebounds	13		CHATKEVICIUS, L. vs UNC Asheville (11/26/14)
	12		KACINAS, Mindaugas vs Oklahoma State (12/6/14)
Assists	9		JOHNSON, Tyrone vs Clemson (12/19/14)
	8		STROMAN, Marcus vs Coker (12/21/14)
Steals	6		THORNWELL, Sindarius vs UNC Asheville (11/26/14)
	4		KACINAS, Mindaugas at Marshall (12/1/14)
	4		JOHNSON, Tyrone vs Akron (11/23/14)
Blocked Shots	3		HENRY, Demetrius vs Coker (12/21/14)
	3		CHATKEVICIUS, L. vs Clemson (12/19/14)
	3		CHATKEVICIUS, L. vs Oklahoma State (12/6/14)
	3		CHATKEVICIUS, L. vs UNC Asheville (11/26/14)
	3		HENRY, Demetrius vs UNC Asheville (11/26/14)
	3		CHATKEVICIUS, L. vs Charlotte (11/21/14)

Turnovers	7	THORNWELL, Sindarius vs Charlotte (11/21/14)
	5	JOHNSON, Tyrone at Ole Miss (01-10-15)
	5	STROMAN, Marcus at Marshall (12/1/14)
Fouls	5	STROMAN, Marcus vs UNC Asheville (11/26/14)
	5	HENRY, Demetrius vs Tennessee (1/20/14)
	5	CARRERA, Michael at Auburn (01/17/15)
	5	THORNWELL, Sindarius at Auburn (01/17/15)
	5	THORNWELL, Sindarius vs Florida (1/7/14)
	5	CHATKEVICIUS, L. vs Iowa State (01/03/15)
	5	KACINAS, Mindaugas vs Iowa State (01/03/15)
	5	HENRY, Demetrius vs Iowa State (01/03/15)
	5	HENRY, Demetrius at Marshall (12/1/14)
	5	THORNWELL, Sindarius vs Baylor (11/18/14)
	5	CARRERA, Michael vs Baylor (11/18/14)
	5	HENRY, Demetrius vs UNF (11/14/14)
Minutes	37	THORNWELL, Sindarius vs Tennessee (1/20/14)
	37	NOTICE, Duane vs Iowa State (01/03/15)
	37	JOHNSON, Tyrone vs Baylor (11/18/14)



South Carolina Basketball
South Carolina Opponent High/Low Analysis (as of Jan 22, 2015)
All games

OPPONENT INDIVIDUAL GAME HIGHS

Points	30		ROWSEY, Andrew vs UNC Asheville (11/26/14)
	24		Harrell,KT at Auburn (01/17/15)
	21		MOORE, Dallas vs UNF (11/14/14)
	20		Summers,Jarvis at Ole Miss (01-10-15)
	20		Finney-Smith, Dorian vs Florida (1/7/14)
	20		Chery, Kenny vs Baylor (11/18/14)
Field Goals Made	10		ROWSEY, Andrew vs UNC Asheville (11/26/14)
	7		Finney-Smith, Dorian vs Florida (1/7/14)
	7		MOORE, Dallas vs UNF (11/14/14)
Field Goal Att.	18		ROWSEY, Andrew vs UNC Asheville (11/26/14)
	16		Chery, Kenny vs Baylor (11/18/14)
FG Pct (min 5 made)	.833	(5-6)	Richardson,Josh vs Tennessee (1/20/14)
	.667	(6-9)	Motley, Johnathan vs Baylor (11/18/14)
3-Point FG Made	6		ROWSEY, Andrew vs UNC Asheville (11/26/14)
	5		ROBERTSON, David vs UNC Asheville (11/26/14)
3-Point FG Att.	12		ROWSEY, Andrew vs UNC Asheville (11/26/14)
	10		Forte, Phil vs Oklahoma State (12/6/14)
	10		LOOP, Austin at Marshall (12/1/14)
3-Pt FG Pct (min 2 made)	1.000	(3-3)	Fallas, JoJo vs Cornell (11/20/14)
	1.000	(2-2)	Richardson,Josh vs Tennessee (1/20/14)
	1.000	(2-2)	Punter, Kevin vs Tennessee (1/20/14)
	1.000	(2-2)	KEYES, Denzel vs North Carolina A&T (12/30/14)
	1.000	(2-2)	Newberry, Jeff vs Oklahoma State (12/6/14)
	1.000	(2-2)	UBARU, Kem vs UNC Asheville (11/26/14)
Free Throws Made	8		Harrell,KT at Auburn (01/17/15)
	8		Summers,Jarvis at Ole Miss (01-10-15)
Free Throw Att.	13		Hogue, Dustin vs Iowa State (01/03/15)
	10		McKay, Jameel vs Iowa State (01/03/15)
FT Pct (min 3 made)	1.000	(8-8)	Harrell,KT at Auburn (01/17/15)
	1.000	(6-6)	CHEATHAM, Jr., Kwan vs Akron (11/23/14)
	1.000	(6-6)	IBITAYO, Deji vs Akron (11/23/14)
	1.000	(5-5)	Miller, Shonn vs Cornell (11/20/14)
	1.000	(5-5)	Motley, Johnathan vs Baylor (11/18/14)
	1.000	(4-4)	Cooper, Rodney vs Alabama (1/13/14)
	1.000	(4-4)	Saiz,Sebastian at Ole Miss (01-10-15)
	1.000	(4-4)	ROPER, Jordan vs Clemson (12/19/14)
	1.000	(4-4)	LOOP, Austin at Marshall (12/1/14)
	1.000	(4-4)	MOORE, Dallas vs UNF (11/14/14)
	1.000	(3-3)	Jalen Watson vs Coker (12/21/14)
	1.000	(3-3)	BLOSSOMGAME, Jaron vs Clemson (12/19/14)
Rebounds	15		Trey James vs Coker (12/21/14)
	11		JOHNSON, Jay at Marshall (12/1/14)
Assists	7		O'Neale, Royce vs Baylor (11/18/14)
	4		Cooper, Rodney vs Alabama (1/13/14)
Steals	4		ROWSEY, Andrew vs UNC Asheville (11/26/14)
	3		Moody,Stefan at Ole Miss (01-10-15)
	3		McKay, Jameel vs Iowa State (01/03/15)
	3		ROPER, Jordan vs Clemson (12/19/14)
	3		Hickey, Anthony vs Oklahoma State (12/6/14)
	3		TAYLOR, Ryan at Marshall (12/1/14)
	3		HENRY, Pierria vs Charlotte (11/21/14)
	3		Chery, Kenny vs Baylor (11/18/14)
Blocked Shots	3		Walker, Chris vs Florida (1/7/14)

	3	CHEATHAM, Jr., Kwan vs Akron (11/23/14)
	3	THORNE JR., Mike vs Charlotte (11/21/14)
Turnovers	8	Richardson,Josh vs Tennessee (1/20/14)
	8	HENRY, Pierria vs Charlotte (11/21/14)
Fouls	5	Tarrant, Ricky vs Alabama (1/13/14)
	5	Chiozza, Chris vs Florida (1/7/14)
	5	Hill, Kasey vs Florida (1/7/14)
	5	DOBY,Khary vs North Carolina A&T (12/30/14)
	5	BURROUGH,Steven vs North Carolina A&T (12/30/14)
	5	DJITTE, Sidy vs Clemson (12/19/14)
	5	TAYLOR, Ryan at Marshall (12/1/14)
	5	Miller, Shonn vs Cornell (11/20/14)
	5	DAVENPORT, Chris vs UNF (11/14/14)
	5	DANIELS, Demarcus vs UNF (11/14/14)
	5	BEECH, Beau vs UNF (11/14/14)