

# SOUTH CAROLINA

## 2016-17 Women's Basketball



Assoc. Media Relations Director: Diana Koval | Office: 803.777.7977 | Cell: 314.369.6050 | Email: dkoval@mailbox.sc.edu | Twitter: @DianaKovalSID  
 Website: www.GamecocksOnline.com | Twitter: @GamecockWBB | Instagram: @GamecockWBB | Facebook: @GamecockWBB | Snapchat: @GamecockWBB

### Game 19

Jan. 26, 2017 • 7 p.m. • Athens, Ga. • Stegeman Coliseum (10,523)

**South Carolina Gamecocks**  
 17-1, 7-0 SEC



**Georgia Lady Bulldogs**  
 10-9, 2-4 SEC

**Ranking:** 5/4 (AP/Coaches)  
**Head Coach:** Dawn Staley  
**Record at South Carolina:** 205-77 (9th)  
**Career Record:** 377-157 (17th)  
**Top Scorer:** A'ja Wilson (16.8)  
**Top Rebounder:** Alaina Coates (10.9)

**Ranking:** -/  
**Head Coach:** Joni Taylor  
**Record at GA:** 31-19 (2nd)  
**Career Record:** Same  
**Top Scorer:** Pachis Roberts (14.2)  
**Top Rebounder:** Pachis Roberts (7.4)

### Schedule/Results

Nov. 7 **Benedict (Exh.)** W, 120-49  
 Nov. 14 at #7/6 Ohio St. (BTN+) W, 92-80

#### Basketball Hall of Fame Women's Challenge

Nov. 20 **Hampton (SECN+)** W, 92-38  
 Nov. 21 **Maine (SECN+)** W, 79-42  
 Nov. 22 **Saint Peter's (SECN+)** W, 93-38  
 Nov. 27 vs. #4/4 Louisville (ESPN2) W, 83-59

#### SEC/Big 12 Challenge

Dec. 1 at #14/15 Texas (ESPN2) W, 76-67

Dec. 4 at Duke L, 63-74

Dec. 11 **Minnesota (SECN)** W, 98-58

Dec. 15 **Clemson (SECN)** W, 83-61

Dec. 18 **#9/9 UCLA (ESPN2)** W, 66-57

Dec. 21 at Savannah State W, 70-30

Jan. 1 **Alabama\* (ESPN2)** W, 93-45

Jan. 5 at Auburn\* (SECN+) W, 73-47

Jan. 8 at Florida\* (ESPNU) W, 81-62

Jan. 12 **Georgia\* (SECN)** W, 66-63

Jan. 15 at LSU\* (SECN+) W, 84-61

Jan. 19 **Ole Miss\* (SECN)** W, 65-46

Jan. 23 **#4/4 Mississippi St.\* (ESPN2)** W, 64-61

Jan. 26 at Georgia\* (SECN) 7 p.m.

Jan. 30 **Tennessee\* (ESPN2)** 6 p.m.

Feb. 2 at Kentucky\* (SECN) 7 p.m.

Feb. 5 at Arkansas\* (ESPN2) 2 p.m.

Feb. 9 **Auburn\* (SECN+)** 7 p.m.

Feb. 13 at UConn (ESPN2) 9 p.m.

Feb. 16 **Vanderbilt\* (SECN)** 7 p.m.

Feb. 19 at Missouri\* (ESPN2) 3 p.m.

Feb. 23 at Texas A&M\* (SECN) 9 p.m.

Feb. 26 **Kentucky\* (ESPNU/2)** 2/5 p.m.

#### SEC Tournament (Greenville, S.C.)

Mar. 1 First Round (SECN) TBA

Mar. 2 Second Round (SECN) TBA

Mar. 3 Quarterfinals (SECN) TBA

Mar. 4 Semifinals (ESPNU) TBA

Mar. 5 Final (ESPN2) TBA

All Times Listed as Eastern and are subject to change

\* indicates SEC Game

### Game Information

**Tickets:** \$5 general admission  
**Live Stats:** GamecocksOnline.com

**Watch On:** SEC Network (Sam Gore, play-by-play;  
 Gail Goestenkers, analyst; Steffi Sorensen, sideline)  
**Radio:** 1320 AM/107.5 in progress (Brad Muller)

### Series History

**South Carolina Record** ..... 12-33  
**In Athens** ..... 3-15  
**In Columbia** ..... 6-14  
**At Neutral Site** ..... 3-4  
**Staley Era** ..... 8-6  
**First Meeting** ..... GA, 62-60, 2/13/76  
**Current Streak** ..... Won 5

#### Last Five Meetings:

Date	Result	Location
1/12/17	W, 66-63	Columbia
2/18/16	W, 61-51	Columbia
2/5/15	W, 58-35	Athens
3/7/14	W, 67-48	Nashville
2/27/14	W, 67-56	Columbia












### South Carolina Notables

- Under head coach Dawn Staley, the Gamecocks are 8-6 against Georgia, including wins in six of the last seven outings. In the 14 games in this segment of the series, 11 included at least one nationally ranked team, four saw neither team reach 60 points and none of them have had either team score more than 69 points. The Gamecocks' 66-63 win over Georgia earlier this month at Colonial Life Arena produced the highest combined score since the inaugural matchup of the Dawn Staley era resulted in a 69-63 Lady Bulldog victory (Jan. 11, 2009).
- National Player of the Year watch lists continue to highlight the dominance of the Gamecock frontcourt of Alaina Coates and A'ja Wilson. Most recently named to the USBWA Ann Meyers Drysdale Midseason list, the duo appears on every list of 25 more candidates still in the running for the awards – Wooden Award Midseason (25), Naismith Trophy Preseason (50), Wade Watch Preseason (25).
- The Gamecocks have steadily their free throw percentage in 2017, hitting 73.2 percent from the stripe in SEC action (fourth-best in the league) after hitting just 67.9 percent in non-conference play. Two Gamecocks rank among the league's best in percentage as Kaela Davis leads the SEC at 91.3 percent against conference foes and Allisha Gray is 12th at 81.5 percent in SEC action.
- Senior Alaina Coates became just the 12th player in Gamecock history to reach 1,500 career points against #4/4 Mississippi State (Jan. 23). Fitting for the center whose game is every expanding and undefendable, the milestone point came on her uncharacteristic drive through the lane for a tough layup in the final 25 seconds of the narrow win. Coates is just the fourth Gamecock to reach the mark while playing her entire career in the SEC.
- In Thursday's win over #4/4 Mississippi State, junior forward A'ja Wilson showed both that her ankle is fully recovered and why she is on the top of every national player of the year list this season. Her SEC career-high 26 points included 16 of the team's 28 in the first half, scoring in a variety of ways – drive, midrange jumper, putback. In the second half as Allisha Gray warmed up her offense, Wilson attacked on the defensive end, blocking two shots and swiping two steals while helping secure the defensive glass.
- Junior guard Allisha Gray has found her footing in SEC play, and more than just on the offensive end. Her 13.3 points per league game are third on the team as are her 5.1 rebounds and 2.0 assists per game. She was the SEC Player of the Week for her role in last week's victories.

### Season Theme - 100

South Carolina head coach Dawn Staley selects a theme for the team and its fans to rally around each season. The "100" this season plays off the meaning of being 100 in terms of commitment to the team and realizing its goals, but each numeral in 100 also represents an evolving principle of the team and season. The "1" reflects one goal, one dream, one team, one family and one focus. The first "0" stands for no boundaries and no complaints. The second "0" represents zero excuses, zero selfishness and zero tolerance.

# 2016-17 South Carolina Media Roster

<b>0</b>		<b>Victoria Patrick</b> 5-8 • Fr. • Guard • Orlando, Fla. PPG <b>1.6</b> RPG <b>0.6</b> APG <b>0.3</b> FG% <b>.292</b> FT% <b>.429</b>	<b>LAST GAME:</b> 1 reb, 2 mins vs. Ole Miss <b>NOTABLE:</b> Solid shooting guard ... averages 7.0 minutes in 14 games played ... No. 25 guard in Class of 2016 ... helped Edgewater HS to state championship in 2014 ... led team with 15.4 ppg as a senior.	<b>Career Highs</b> <b>Pts:</b> 4, 2x, at Sav. St., 12/21/16 <b>Reb:</b> 2, 3x, vs. Alabama, 1/1/17 <b>Ast:</b> 2 at Savannah St., 12/21/16 <b>Stl:</b> 2 vs. Saint Peter's, 11/22/16
<b>1</b>		<b>Bianca Cuevas-Moore</b> 5-6 • Jr. • Guard • Bronx, N.Y. <i>kwub-VAHS</i> PPG <b>8.7</b> RPG <b>1.9</b> APG <b>2.3</b> FG% <b>.401</b> FT% <b>.658</b>	<b>LAST GM:</b> 2 pts, 1 reb vs. Miss. State <b>NOTABLE:</b> Speedy, crafty guard ... continues to mature into understanding when to attack vs. set up teammates ... scored ≥10 pts in 3 of last 6 games ... in SEC play, 11.7 ppg, .483 FG%, .565 3FG%.	<b>Career Highs</b> <b>Pts:</b> 25 vs. Georgia, 1/12/17 <b>Reb:</b> 6 at Alabama, 2/22/16 <b>Ast:</b> 7 at Auburn, 1/5/17 <b>Stl:</b> 5, 2x, vs. SPU, 11/22/16
<b>3</b>		<b>Kaela Davis</b> 6-2 • Jr. • Guard • Suwanee, Ga. <i>KAY-luh</i> PPG <b>12.6</b> RPG <b>4.1</b> APG <b>2.4</b> FG% <b>.349</b> FT% <b>.836</b>	<b>LAST GM:</b> 4 pts, 1 asst, 1 stl vs. Miss. State <b>NOTABLE:</b> Tall, athletic, versatile ... 3rd on team in assists, 4th in ppg ... ranks 3rd in SEC in free throw percentage ... 8 games of ≥3 assists ... shooting 36.7% from 3-point range ... 2x All-ACC at Ga. Tech.	<b>Career Highs</b> <b>Pts:</b> 37 at Ohio State, 11/14/16 <b>Reb:</b> 10 at Ohio State, 11/14/16 <b>Ast:</b> 5 at Ohio State, 11/14/16 <b>Stl:</b> 3, 2x, vs. Georgia, 1/12/17
<b>4</b>		<b>Doniyah Cliney</b> 6-0 • So. • Guard • Newark, N.J. <i>dawn-YAY CLY-nee</i> PPG <b>2.6</b> RPG <b>3.3</b> APG <b>1.0</b> FG% <b>.359</b> FT% <b>.548</b>	<b>LAST GAME:</b> 1 pt, 7 mins vs. Miss. State <b>NOTABLE:</b> Athletic guard with good size ... showed great development in non-conference play, especially on defense ... ≥5 rebs in 5 games.	<b>Career Highs</b> <b>Pts:</b> 10 vs. Florida, 2/11/16 <b>Reb:</b> 9 vs. Clemson, 12/15/16 <b>Ast:</b> 6 at Auburn, 1/5/17 <b>Stl:</b> 3, 2x, at LSU, 1/15/17
<b>10</b>		<b>Alisha Gray</b> 6-0 • Jr. • Guard • Sandersville, Ga. <i>uh-LEE-shub</i> PPG <b>13.4</b> RPG <b>4.6</b> APG <b>2.7</b> FG% <b>.503</b> FT% <b>.742</b>	<b>LAST GM:</b> 17 pts, 7 rebs, 2 stls vs. Miss. State <b>NOTABLE:</b> Steady contributor in every area ... scored ≥10 pts 14 times, ≥4 assists 6 times, ≥5 rebs 9 times ... 21st in SEC in scoring ... last 6 games – 16.2 ppg, 6.0 rpg, 2.0 spg ... 1st-team All-ACC at UNC.	<b>Career Highs</b> <b>Pts:</b> 24 at Ohio State, 11/14/16 <b>Reb:</b> 8 vs. Saint Peter's, 11/22/16 <b>Ast:</b> 7 vs. Minnesota, 12/11/16 <b>Stl:</b> 5 at Savannah St., 12/21/16
<b>12</b>		<b>Araion Bradshaw</b> 5-6 • Fr. • Guard • Boston, Mass. <i>R-ee-on</i> PPG <b>1.2</b> RPG <b>0.8</b> APG <b>0.8</b> FG% <b>.308</b> FT% <b>.750</b>	<b>LAST GAME:</b> 2 pts, 1 stl vs. Ole Miss <b>NOTABLE:</b> Scrappy guard ... has played in 12 games, including ≥10 mins 4 times ... rated No. 10 guard in 2016 class ... helped Tabor Academy to back-to-back appearances in state tournament finals.	<b>Career Highs</b> <b>Pts:</b> 3, 3x, at LSU, 1/15/17 <b>Reb:</b> 2 vs. Minnesota, 12/11/16 <b>Ast:</b> 2, 2x, vs. Alabama, 1/1/17 <b>Stl:</b> 2 vs. Hampton, 11/20/16
<b>15</b>		<b>Tiffany Davis</b> 5-7 • Sr. • Guard • Houston, Texas PPG <b>1.0</b> RPG <b>1.1</b> APG <b>0.2</b> FG% <b>.200</b> FT% <b>.600</b>	<b>LAST GAME:</b> 3 mins at Auburn <b>NOTABLE:</b> Team captain ... has played just two full seasons due to injuries ... this season, played in 10 of the 13 games she was available ... averaging 7.5 minutes ... key factor on defense against #4/4 Louisville.	<b>Career Highs</b> <b>Pts:</b> 11 vs. Ole Miss, 1/30/14 <b>Reb:</b> 6 at Arkansas, 1/2/14 <b>Ast:</b> 3, 4x, vs. SC St., 12/22/13 <b>Stl:</b> 5 vs. Elon, 11/9/12
<b>21</b>		<b>Mikiah Herbert Harrigan</b> 6-2 • Fr. • For. • Pembroke Pines, Fla. <i>muh-KEE-uh</i> PPG <b>4.6</b> RPG <b>4.1</b> BPG <b>1.2</b> FG% <b>.381</b> FT% <b>.692</b>	<b>LAST GM:</b> 1 min vs. Miss. State <b>NOTABLE:</b> Versatile forward with skill on both ends of the court ... ≥10 pts 2 times, ≥5 rebs 7 times, ≥3 blks 3 times... helped Flanagan to four district titles ... FBCA 8A Player of the Year.	<b>Career Highs</b> <b>Pts:</b> 13 vs. Maine, 11/21/16 <b>Reb:</b> 8 vs. Maine, 11/21/16 <b>Blk:</b> 4 vs. Alabama, 1/1/17 <b>Stl:</b> 2 vs. Saint Peter's, 11/22/16
<b>22</b>		<b>A'ja Wilson</b> 6-5 • Jr. • Forward • Hopkins, S.C. <i>A-zhub</i> PPG <b>16.8</b> RPG <b>7.4</b> BPG <b>2.1</b> FG% <b>.583</b> FT% <b>.696</b>	<b>LAST GM:</b> 26 pts, 9 rebs, 3 blks vs. Miss. St. <b>NOTABLE:</b> Team captain ... 3rd in SEC in blks/gm, 4th in FG%, 7th in ppg, 9th in rpg ... 6 20-point games, 5 double-doubles this season... team's top scorer team-high 9 times ... rated #1 in nation by espnW.	<b>Career Highs</b> <b>Pts:</b> 31 at Texas, 12/2/16 <b>Reb:</b> 19 at Kentucky, 3/1/15 <b>Blk:</b> 8, 2x, vs. TAMU, 1/17/16 <b>Stl:</b> 4 vs. Syracuse, 3/25/16
<b>41</b>		<b>Alaina Coates</b> 6-4 • Sr. • Center • Irmo, S.C. <i>uh-LAY-nub COATS</i> PPG <b>14.4</b> RPG <b>10.9</b> BPG <b>1.6</b> FG% <b>.681</b> FT% <b>.685</b>	<b>LAST GM:</b> 9 pts, 12 rebs, 3 assts vs. Miss. St. <b>NOTABLE:</b> Dominant inside ... great hustle every play ... good passer ... team captain ... active NCAA DI leader in rebs and dbl-dbls ... 4th in nation in FG %age, 13th in rpg, 8th in dbl-dbls (12) ... rated #9 in nation by espnW.	<b>Career Highs</b> <b>Pts:</b> 29 vs. Winthrop, 12/13/15 <b>Reb:</b> 18 at Alabama, 2/22/16 <b>Blk:</b> 10 vs. Winthrop, 12/13/15 <b>Ast:</b> 6 at Texas A&M, 1/31/16
<b>52</b>		<b>Tyasha Harris</b> 5-10 • Fr. • Guard • Noblesville, Ind. <i>ty-A-shub</i> PPG <b>5.2</b> RPG <b>1.9</b> APG <b>2.7</b> FG% <b>.438</b> FT% <b>.667</b>	<b>LAST GM:</b> 5 pts, 3 assts vs. Miss. State <b>NOTABLE:</b> Poised, quick, decisive PG, good defender ... ≥10 pts 3 times, ≥5 assts 4 times ... 10th in SEC with 3.4 assists per league game ... last 4 gms – 6.5 ppg, 3.3 rpg, 3.5 apg ... won gold at FIBA U18 Americas.	<b>Career Highs</b> <b>Pts:</b> 10, 2x, at Sav. St., 12/21/16 <b>Reb:</b> 5 at Savannah St., 12/21/16 <b>Ast:</b> 6, 3x, vs. Alabama, 1/1/17 <b>Stl:</b> 4 vs. Georgia, 1/12/17

**Starter** **Reserve**

Based on most recent game

## Five Second Count

South Carolina is one of three programs in the nation to appear in every AP top 10 since the start of the 2014-15 season. The Gamecocks have played in four of the last five NCAA Sweet 16s, including the 2015 Final Four. In the SEC, South Carolina is the three-time reigning regular-season champion, including last season's 16-0 record, and claimed the last two SEC Tournaments. For her leadership, head coach Dawn Staley is the only coach in SEC history to earn three-straight league Coach of the Year honors from her peers.

## Quick Facts

### The University

**Location:** Columbia, S.C.  
**Founded:** 1801  
**Enrollment:** 33,724  
**Colors:** Garnet (PMS 202C) and Black  
**Nickname:** Gamecocks  
**Conference:** Southeastern  
**President:** Dr. Harris Pastides  
**Athletics Director:** Ray Tanner  
**Facility:** Colonial Life Arena (18,000)

### Coaching Staff

**Head Coach:** Dawn Staley  
**Alma Mater:** Virginia, 1992  
**Overall Record:** 377-157 (17th season)  
**School Record:** 205-77 (9th season)  
**Assoc. Head Coach (Alma Mater):**  
 Lisa Boyer (Ithaca, 1979)  
**Assistant Coaches (Alma Mater):**  
 Nikki McCray-Penson (Tennessee, 1995)  
 Fred Chmiel (Excelsior, 2001)

### Team Information

**2015-16 Record:** 33-2  
 Home: 16-1 Away: 11-0 Neutral: 6-1  
**SEC Record (Finish):** 16-0 (1st)  
 Home: 8-0 Away: 8-0  
**Letterwinners Returning/Lost:** 5/7  
**Starters Returning/Lost:** 2/3

### Program History

**First Year of Women's Basketball:** 1974-75  
**All-Time Record:** 785-506 (43rd season)  
**All-Time SEC Record:** 154-200 (26th season)  
**NCAA Appearances (Last):** 13 (2016)  
**NCAA Tournament Record:** 19-13  
**2016 NCAA Result:** Sweet 16, L 72-80, Syracuse, Sioux Falls, S.C.  
**WNIT Appearances (Last):** 4 (2011)  
**WNIT Record:** 3-4

### Media Relations

**Women's Basketball Contact:** Diana Koval  
**Office:** 803.777.7977  
**Cell:** 314.369.6050  
**Email:** dkoval@mailbox.sc.edu  
**Press Row Phone:** 803.777.6182  
**Athletics Department on the Web**  
**Website:** GamecocksOnline.com  
**Twitter:** @GamecocksOnline  
**Instagram:** @GamecocksOnline  
**Facebook:** Facebook.com/GamecocksOnline  
**YouTube:** YouTube.com/GamecocksOnline  
**Women's Basketball on Twitter**  
**Team:** @GamecockWBB  
**Head Coach:** @DawnStaley  
**Women's Basketball on Instagram and Snapchat**  
**Team:** GamecockWBB

## By the Numbers

- Blocked shot needed by Alaina Coates to join teammate A'ja Wilson as the only Gamecocks all-time to reach 200 career blocks
- Career stats in which Alaina Coates leads all active NCAA Div. I players – rebounds (1,127), double-doubles (54)
- Opponents this season who have scored more than 65 points – #7/6 Ohio state, #14/15 Texas, Duke
- Gamecocks who rank among the SEC's top 30 scorers in league play, NOT counting leading scorer A'ja Wilson (16.8 ppg), who does not yet meet the minimum 75 percent of games played
- SEC-only stats in which South Carolina leads the league – scoring offense, scoring defense, scoring margin, field goal percentage, field goal percentage defense and rebounding margin
- Games this season in which South Carolina's starting lineup has scored at least as many points its opponents team, including 12 games of more points
- Made 3s by junior Bianca Cuevas-Moore this season, already her career high
- Free throws made per game by the Gamecocks this season, compared to 8.7 by their opponents
- Percent of the Gamecocks' offense that comes from points in the paint

## Georgia Series Notes

Georgia leads the series 33-12, although the Gamecocks have won the last five meetings and six of the last seven border battles. In the Dawn Staley era (beginning 2008-09), South Carolina leads the series 8-6 in what have been low-scoring affairs for both teams. Over the 14 games in the Staley era, which feature 11 outings in which at least one team was nationally ranked, neither team has scored more than 69 points in a game and four times neither has reached 60 points. During the current segment of the series, the Gamecocks average 55.2 points to the Lady Bulldogs' 54.4 points.

In the defensive series, the Gamecocks' 66-63 win over Georgia earlier this month at Colonial Life Arena produced the highest combined score since the inaugural matchup of the Dawn Staley era resulted in a 69-63 Lady Bulldog victory (Jan. 11, 2009). The win came behind a strong first quarter for South Carolina, which played without A'ja Wilson but still built a 20-7 lead after the opening 10 minutes. The Lady Bulldogs battled to the end, though, out-scoring the Gamecocks in the second and fourth

## Current Streaks

	Total	Home	Road	Neut.
Overall	W11	W15	W4	W1
SEC	W23	W30	W11	—
Non-Conference	W4	W8	W1	W1
Ranked Teams	W5	W3	W6	W1

quarters by shooting 50.0 and 60.0 percent, respectively. South Carolina needed a pair of free throws from junior Allisha Gray with the final five seconds to seal the narrow victory.

South Carolina's results vs. Georgia since the arrival of head coach Dawn Staley:

Date	W/L	Score	Site	Rank (SC/GA)
1/12/17	W	66-63	H	5/-
2/18/16	W	61-51	H	3/-
2/5/15	W	58-35	A	1/22
3/7/14	W	67-48	N	5/-
2/27/14	W	67-56	N	4/-
1/13/13	L	40-42	A	18/13
3/2/12	W	59-55	N	25/16
2/16/12	L	49-61	H	25/18
3/4/11	L	34-66	N	-/-
1/27/11	W	57-48	H	-/20
1/2/11	L	51-61	A	-/-
2/25/10	L	49-65	N	-/24
2/7/10	W	52-42	A	-/14
1/11/09	L	63-69	A	-/1

## Road Ready

The Gamecocks are 234-246 all-time in true road games, including a 62-35 mark under head coach Dawn Staley. In SEC action, Staley is 40-25 on the road in her ninth season at South Carolina.

## SEC Stories

Head coach Dawn Staley has steadily lifted the Gamecocks' national profile by building the Gamecocks into a consistent SEC contender with three straight regular-season titles, shirking decades of difficulty in the nation's best women's basketball conference.

In her ninth season at the helm, Staley boasts a 90-43 (.677) SEC regular-season record and has finished outside the league's top five just twice – an unprecedented achievement for a program that had finished INSIDE the top five only two times in the previous 17 seasons. Staley's 90 wins include five seasons of double-digit league

## Tale of the Tape

Georgia				South Carolina			
Overall	SEC Rank	SEC Only	SEC Rank	Overall	SEC Rank	SEC Only	SEC Rank
10-9		2-4		17-1		7-0	
8-3		2-1		10-0		4-0	
1-5		0-3		6-1		3-0	
1-1				1-0			
63.4	14th	62.7	11th	78.9	1st	75.1	1st
61.3	9th	69.0	10th	54.9	2nd	55.0	1st
.417	13th	.399	11th	.466	1st	.466	1st
.377	8th	.407	7th	.344	1st	.361	1st
.283	12th	.322	6th	.340	4th	.368	5th
3.8	11th	4.7	6th	5.6	4th	6.0	2nd
.318	10th	.330	9th	.268	3rd	.300	5th
.689	9th	.712	6th	.698	8th	.732	4th
12.5		12.3		16.7		16.0	
36.6	12th	35.0	8th	42.6	3rd	38.3	3rd
-0.2	12th	-4.3	12th	+9.3	1st	+4.6	1st
15.2	4th	14.5	2nd	15.6	3rd	13.4	6th
+0.9	9th	-0.5	6th	+2.9	5th	+2.9	4th
7.8	8th	6.3	11th	9.2	7th	9.6	4th
4.5	4th	5.3	1st	5.9	1st	5.3	2nd

victories – 10 in 2012, 11 in 2013, an SEC-best 14 in 2014 and 15 in 2015, and 16 in 2016 – and account for 58.4 percent of the program's all-time 154 league wins.

Staley's SEC regular-season record includes a 50-18 (.735) mark at home and a 40-25 (.615) slate on the road.

#### Fourth Follow-Up?

The Gamecocks enter the 2016-17 season as the three-time reigning SEC regular-season champions, becoming just the third program to win three straight titles, joining Tennessee (2000-04 and 1993-95) and Auburn (1987-89).

SEC coaches and the media picked the Gamecocks to claim the conference title again this season. The league has had the same champion four straight seasons just once before when Tennessee claimed its fourth straight in 2003 en route to the league-record seven consecutive titles (1998-2004).

#### Rankings Review

Ranked fifth in this week's AP Poll, the Gamecocks are in the midst of the nation's third-longest active top-10 ranking streak (63), trailing just UConn (226) and Notre Dame (119) and well ahead of fourth-place Baylor (48). South Carolina has appeared in the top 25 in each of the last 84 AP Polls.

In the Staley era, South Carolina has collected 50 top-five rankings in the AP Poll, including 42 weeks in the top three and 12 weeks at No. 1.

#### Tough Tasks

Head coach Dawn Staley did not shy away from a challenging schedule this season, despite having to replace five seniors from last season's squad. The Gamecocks' overall schedule is ranked the sixth-toughest in the nation based on opponent winning percentage (.679). Their opponents have an average RPI of 83, which ranks fourth in the country and second in the SEC (behind Kentucky at second).

South Carolina's docket features 19 games against teams that played in the 2016 postseason, including 16

against NCAA Tournament squads.

The slate includes seven games against teams ranked in either the AP or USA Today Coaches Top 25 this week, including two against this week's top-10 teams. Just two of those seven games are home games for the Gamecocks.

#### RPI Standing

The Gamecocks are currently second in the RPI behind unanimously ranked No. 1 UConn. Playing in the SEC, ranked second in the conference RPI standings, South Carolina has already faced six teams in the RPI top 25 and three others in the top five. The Gamecocks lead the SEC with five wins against this week's top-25 RPI teams.

In the SEC, five other teams are ranked in the RPI top 25 – Mississippi State (4), Kentucky (14), Tennessee (16), Texas A&M (22) and Auburn (23).

#### League Legends

The Gamecocks are the only team in the nation to boast two former WNBA All-Stars on their coaching staff in head coach Dawn Staley and assistant coach Nikki McCray-Penson. Five other programs tout multiple WNBA alums – Miami, Notre Dame, Penn State, Texas and Vanderbilt – but only Beth Cunningham at Notre Dame and Tina Thompson at Texas earned All-Star status at least once in their time in the league.

### 2016-17 Awards

#### Alaina Coates

USBWA National Player of the Week (12/13-19)

Three-time SEC Player of the Week (11/15-21; 11/22-28; 12/13-19)

Rated No. 9 player in the nation by espnW

Wooden Award Midseason Top 25

USBWA Drysdale Award Midseason Watch List

Naismith Trophy Top 50 Preseason Watch List

Wade Watch List (Preseason)

Preseason All-America Second Team (espnW,

Lindy's, Sporting News)

Preseason All-America Honorable Mention (AP)

Preseason All-SEC First Team (Media, Coaches)

#### Kaela Davis

Naismith Trophy Top 50 Preseason Watch List

#### Allisha Gray

Naismith Trophy Top 50 Preseason Watch List

SEC Player of the Week (1/17-23)

#### A'ja Wilson

Rated No. 1 player in the nation by espnW

Wooden Award Midseason Top 25

USBWA Drysdale Award Midseason Watch List

Naismith Trophy Top 50 Preseason Watch List

Wade Watch List (Preseason)

Preseason All-America First Team (AP, espnW,

Athlon, Lindy's, Sporting News)

Preseason SEC Player of the Year (Media, Coaches)

Preseason All-SEC First Team (Media, Coaches)

#### Team

Preseason Rankings – #2 USBWA; #3 USA Today/

Coaches, ESPN, Athlon; #4 AP, Lindy's; #6

Sporting News; #7 SLAM

Predicted SEC Champion (Media, Coaches)

South Carolina has the added bonus of its other two coaches – associate head coach Lisa Boyer and assistant coach Fred Chmiel – having WNBA coaching experience.

#### Everybody's All-American?

Despite dominating the paint for four seasons with the Gamecocks, senior Alaina Coates has long toiled in the shadow of her SEC Player of the Year teammates. Despite one of the most consistent careers in program history and currently ranking as the active career NCAA Div. I leader in rebounds (1,127) and double-doubles (54), her first All-America nod, honorable mention status from AP and the WBCA, came last season. Still, SEC coaches have long known that when you play South Carolina, you can not ignore Alaina Coates.

### In the National Rankings

(thru games of 1/23)

Team	SEC	NCAA	Actual
Scoring Offense	1	18	78.9
Scoring Defense	2	16	54.9
Scoring Margin	1	6	+24.0
Field Goal Percentage	1	17	.466
Field Goal %age Def.	1	11	.344
3-Point FG %age	4	86	.340
3-Point FG %age Def.	3	17	.268
3-Point FG Made/Gm.	4	188	5.6
Free Throw Percentage	8	148	.698
Rebounding Offense	3	—	42.6
Rebounding Defense	4	—	33.2
Rebounding Margin	1	15	+9.3
Assists	3	65	15.6
Steals	7	88	9.2
Turnover Margin	5	62	+2.9
Turnovers	—	24	13.4
Assist-to-Turnover Ratio	1	35	1.2
Blocked Shots	1	15	5.9
Home Attendance Avg.	1	1	12,180

Alaina Coates	SEC	NCAA	Actual
Scoring	17	237	14.4
Rebounding	2	13	10.9
FG Percentage	1	4	.681
Blocked Shots	6	106	1.6
Offensive Rebs.	3	—	3.5
Double-Doubles	1	8	12.0

Kaela Davis	SEC	NCAA	Actual
Scoring	25	—	12.6
FT Percentage	3	60	.836
3-Pt FGM Per Game	4	—	1.8

Allisha Gray	SEC	NCAA	Actual
Scoring	21	—	13.4

M. Herbert Harrigan	SEC	NCAA	Actual
Blocks	10	182	1.2

A'ja Wilson	SEC	NCAA	Actual
Scoring	7	95	16.8
Rebounding	9	186	7.4
FG Percentage	4	20	.563
Blocked Shots	3	40	2.1
Offensive Rebs.	12	—	2.6

### 2016-17 Double-Doubles

#### Alaina Coates (12)

11/14	at Ohio State	10 pts/13 rebs
11/20	Hampton	28 pts/16 rebs
11/21	Maine	12 pts/14 rebs
11/27	vs. Louisville	17 pts/14 rebs
12/11	Minnesota	16 pts/ 11 rebs
12/15	Clemson	19 pts/10 rebs
12/18	UCLA	20 pts/14 rebs
1/1	Alabama	19 pts/11 rebs
1/8	at Florida	14 pts/13 rebs
1/12	Georgia	12 pts/11 rebs
1/15	at LSU	24 pts/11 rebs
1/19	Ole Miss	15 pts/15 rebs

#### Kaela Davis (1)

11/14	at Ohio State	37 pts/10 rebs
-------	---------------	----------------

#### A'ja Wilson (5)

12/1	at Texas	31 pts/12 rebs
12/15	Clemson	20 pts/10 rebs
12/18	UCLA	13 pts/13 rebs
1/5	at Auburn	10 pts/11 rebs
1/8	at Florida	23 pts/13 rebs

### Gamecocks in 2016-17 National Polls

Poll	Pre	11/14	11/21	11/28	12/5	12/12	12/19	12/26	1/2	1/9	1/16	1/23	1/30	2/6	2/13	2/20	2/27	3/6	3/12	Final
Associated Press	4	4	3	3	6	6	6	6	5	5	5	5								
Coaches	3	3	3	3	6	6	6	6	5	5	5	4								

This season, South Carolina head coach Dawn Staley hopes that the rest of the country also takes notice of her 6-foot-4 center as Coates ranks among the nation's best in field goal percentage (4th, .681), double-doubles (8th, 12) and rebounds (13th, 10.9). She averages a double-double overall (14.4 ppg/10.9 rpg), in SEC play (14.0/11.3) and against nationally ranked opponents (12.4/12.0).

Coates' impact is often unquantifiable, though, as she keeps the defense organized in addition to blocking 1.6 shots per game – nearly 60.0 percent of which result in a transition opportunity for the Gamecocks. Her mobility is unmatched for her size, and her ability to seal the lane in both transition and a half-court set should get an assist.

As Staley likes to say, "There's no one in the country that can do what she does."

### Start Me Up!

After test driving it once in non-conference action, South Carolina head coach Dawn Staley made the move at the start of SEC play to change the point guard in her starting lineup from junior Bianca Cuevas-Moore to freshman Tyasha Harris. The move has benefitted the individuals as much as the team as the revised roles play more to each players' strengths – distribution for Harris and scoring punch from Cuevas-Moore.

In the seven games she has come off the bench – Minnesota, Alabama, at Auburn, at Florida, Georgia, Ole Miss, Mississippi State – Cuevas-Moore has averaged 1.9 assists and 10.1 points on 45.5 percent field goal shooting, including 52.2 percent from 3-point range. In her other 11 games this season, the Bronx, N.Y., native posted 7.7 points per game on 36.6 percent shooting (32.4 percent from 3-point range) and 2.5 assists per game.

Thrust in the spotlight in charge of orchestrating the established offensive weapons that surround her in the opening minutes of the game, Harris has delivered 3.9 assists per game and 6.6 points per outing on 47.1 percent shooting, including 39.1 percent from 3-point range. Those averaged are up from her 1.9 apg, 4.4 ppg in the other 11 games.

### They're Free, Take Two!

South Carolina ranks among the nation's top 15 in free throws attempted (10th) and made (15th). With the

all but one team above them playing between 19 and 22 games to the Gamecocks' 18, South Carolina moves much higher when looking at averages.

With 23.9 free throw attempts per game, South Carolina is sixth in the nation, second in the SEC behind Alabama's 25.0 per game. The Gamecocks are also sixth in free throws made per game at 16.7, best in the SEC.

## Team Specialty Stats

*South Carolina-Opponent*

	Pts. in Paint	Pts. Off TOs	2nd Chance Pts	Fast Break Pts
11/14 at OSU	44-30	16-17	13-12	18-12
11/20 HU	46-20	35-2	23-7	12-3
11/21 Maine	52-8	20-7	14-2	11-0
11/22 SPU	50-14	30-8	17-9	26-0
11/27 vs. UL	40-24	18-15	20-5	14-2
12/1 at Texas	34-30	14-7	14-16	2-8
12/4 at Duke	32-42	18-28	14-15	9-12
12/11 Minn.	42-12	12-11	20-21	18-9
12/15 Clem.	50-26	10-6	21-8	13-4
12/18 UCLA	40-34	5-15	19-12	8-14
12/21 at SSU	42-8	21-4	22-5	20-4
1/1 Ala.	54-14	36-14	18-5	19-6
1/5 at Aub.	22-18	9-15	9-12	4-2
1/8 at Fla.	44-34	21-14	23-15	8-6
1/12 UGa	24-24	14-11	9-17	12-6
1/15 at LSU	38-24	20-10	13-8	8-4
1/19 Miss.	38-30	22-6	14-4	6-6
1/23 MSU	32-32	13-12	15-13	2-4
1/26 at UGa				
1/30 Tenn.				
2/2 at UK				
2/5 at Ark.				
2/9 Aub.				
2/13 at UConn				
2/16 Vandy				
2/19 at Mizz.				
2/23 at TAMU				
2/26 UK				
<i>Season Avg.</i>	<i>40.2-23.6</i>	<i>18.6-11.2</i>	<i>16.6-10.3</i>	<i>11.7-5.7</i>
<i>SEC Avg.</i>	<i>36.0-25.1</i>	<i>19.3-11.7</i>	<i>14.4-10.6</i>	<i>8.4-4.9</i>

## To Three, or Not to Three

South Carolina added a pair of outside threats with junior transfers Kaela Davis and Allisha Gray, but the Gamecocks' offensive strategy continues to center on the paint. In fact, the addition of the outside weapons has made South Carolina no more reliant on the 3-point shot for scoring this season than last.

## Starters vs. Bench Points

	SC Starters	Opp. Starters	SC Bench	Opp. Bench
11/14 at OSU	85	76	7	4
11/20 HU	71	23	21	15
11/21 Maine	53	16	26	26
11/22 SPU	68	28	25	10
11/27 vs. UL	68	34	15	25
12/1 at Texas	64	47	12	20
12/4 at Duke	60	62	3	12
12/11 Minn.	59	37	39	21
12/15 Clem.	68	43	15	18
12/18 UCLA	56	46	10	11
12/21 at SSU	48	22	22	8
1/1 Ala.	72	33	21	12
1/5 at Aub.	46	34	27	13
1/8 at Fla.	70	50	11	12
1/12 UGa	41	49	25	14
1/15 at LSU	76	55	8	6
1/19 Miss.	50	39	15	7
1/23 MSU	61	41	3	20
1/26 at UGa				
1/30 Tenn.				
2/2 at UK				
2/5 at Ark.				
2/9 Aub.				
2/13 at UConn				
2/16 Vandy				
2/19 at Mizz.				
2/23 at TAMU				
2/26 UK				
<i>Season Avg.</i>	<i>62.0</i>	<i>40.8</i>	<i>16.9</i>	<i>14.1</i>
<i>SEC Avg.</i>	<i>59.4</i>	<i>43.0</i>	<i>15.7</i>	<i>12.0</i>

## The Staley Era

In her ninth season at the South Carolina helm, head coach Dawn Staley has guided the program to unprecedented success not just in the SEC but on the national stage as well. Staley led the program to its first ever No. 1 ranking in both the AP and USA Today/Coaches Poll. She also delivered the first SEC regular-season and tournament championships. In fact, Staley has accounted for 83 of the program's all-time 147 SEC regular-season victories – 56.5 percent in just eight of the 25 seasons the Gamecocks have been in the league.

### The Staley Era (2008-09 through present)

Wins	
30-Win Seasons	2
25-Win Seasons	5
20-Win Seasons	5
Winning Seasons	6

### National Rankings

Weeks in the AP Top 25	90
Weeks in the AP Top 10	63
Weeks in the AP Top 3	42
Weeks at AP No. 1	12

### Postseason

NCAA Tournament Appearances	5
NCAA Sweet 16s	4
NCAA Final Fours	1

### In the SEC

Regular-Season Championships	3
Regular-Season Top 5 Finishes	6
Tournament Championships	2
Double-Digit Wins	5

### Pre-Staley in the SEC (1991-92 through 2007-08)

Wins	
30-Win Seasons	0
25-Win Seasons	1
20-Win Seasons	2
Winning Seasons	

### National Rankings

Weeks in the AP Top 25	32
Weeks in the AP Top 10	6
Weeks in the AP Top 3	0
Weeks at AP No. 1	0

### Postseason

NCAA Tournament Appearances	2
NCAA Sweet 16s	1
NCAA Final Fours	0

### In the SEC

Regular-Season Championships	0
Regular-Season Top 5 Finishes	2
Tournament Championships	0
Double-Digit Wins	1

### Pre-Staley All-Time (1974-75 through 2007-08)

Wins	
30-Win Seasons	1
25-Win Seasons	3
20-Win Seasons	9
Winning Seasons	

### National Rankings

Weeks in the AP Top 25	130
Weeks in the AP Top 10	31
Weeks in the AP Top 3	6
Weeks at AP No. 1	0

### Postseason

NCAA Tournament Appearances	8
NCAA Sweet 16s	3
NCAA Final Fours	0

### In Conference (SEC and Metro 1983-84 thru 1990-91)

Regular-Season Championships	5
Regular-Season Top 5 Finishes	10
Tournament Championships	3
Double-Digit Wins	5

This season's 101 3s account for 21.3 percent of the Gamecocks' total offense, which is just SHY of last season when the 190 3s made up 22.1 percent of the offense.

Interestingly, reliance on outside shooting decreases dramatically against ranked opponents. In five wins over top-25 foes this season, South Carolina's 15 3-pointers made up just 11.8 percent of its 381 points, which is much lower than the 18.0 percent of the offense in 15 games against ranked foes last season.

The two-game absence of All-America forward A'ja Wilson also did not impact the Gamecocks' desire to line it up from outside the arc. In the two games without Wilson in the lineup, 22.0 percent of South Carolina's points came from long range compared to 21.2 percent in the games she has played.

### Location, Location, Location

The Gamecocks average 40.2 points in the paint this season, making up 51.0 percent of their offense. Just one opponent has out-scored South Carolina in the paint this season – Duke (42-32, 12/3/16). The Gamecocks are out-pacing their opponents in that space by 16.6 points per game. Their interior advantage has been at least 20 points seven times, including a season-high 44 against Maine (Nov. 21). In five games against ranked opponents, South Carolina has out-scored its opponent 190-150 in the paint.

### Blocking Scheme

South Carolina leads the SEC and ranks 15th in the nation with 5.9 blocked shots per game and have blocked double-digit shots twice this season – 11 vs. Clemson (Dec. 15), 10 vs. Alabama (Jan. 1). The two driving forces of that defensive movement are also the program's all-time career blocked shot leaders – A'ja Wilson (202) and Alaina Coates (199) – and the only two teammates among the top 25 on the NCAA Division I active blocked shots list.

Wilson broke the program's career blocks record earlier this season (vs. Saint Peter's, Nov. 22) but can hardly celebrate with Coates nipping at her heels. The

duo may trade the record several times this season as Wilson is third in the SEC with 2.1 blocks per game, and Coates is closing in at 1.6 per game for sixth in the league. Freshman Mikiah Herbert Harrigan is following in her frontcourt mentors' footsteps, ranking 10th in the league with 1.2 blocks per game, which includes three games of three or more blocks.

### Four x 1,000

South Carolina boasts four 1,000-point scorers on this season's roster, led by senior center Alaina Coates (1,500). Junior transfer Kaela Davis (1,473 – includes 1,246 at Georgia Tech) is next in line with juniors Allisha Gray (1,294 – includes 1,053 at North Carolina) and A'ja Wilson (1,284) just behind. All four were first-team all-conference selections in their most recent seasons as well.

### Helping Hands

South Carolina head coach Dawn Staley likes to say that with good movement, the ball will find who is supposed to shoot it on any given possession. With four 1,000-point scorers on this season's team, many observers wondered how the quartet would abide that philosophy.

Early returns are good as the Gamecocks are third in the SEC in assists per game at 15.6. The quartet of 1,000-point scorers account for 8.2 assists per game of that average with Allisha Gray leading the team at 2.7 and Kaela Davis handing out 2.4 per game. Point guards Tyasha Harris and Bianca Cuevas-Moore account for the majority of the other assists with 2.7 and 2.3 per game, respectively, giving four Gamecocks 40 or more assists this season.

As a team, the Gamecocks have assisted on at least half their field goals 14 times in 18 games, including two games assisting on at least two-thirds of their made baskets – vs. Minnesota (Dec. 11), at Auburn (Jan. 5).

### Alai-ja Awaits

Opponents may be inclined to think of the paint as the Gamecock-owned continent of Alai-ja as senior

center Alaina Coates and junior forward A'ja Wilson have firmly planted the flag in the lane on both ends of the court. Both were on numerous preseason All-America lists this season with Wilson grabbing 32 of a possible 33 first-team votes from the Associated Press. ESPN tapped Wilson as the top player in the nation this season as well, naming Coates the No. 9 player.

This season, the pair combine to average 29.3 points and 17.6 rebounds while shooting a combined 62.7 percent from the field. In five games against ranked opponents, those averages rise to 30.4 points and 20.4 rebounds. Not just one-dimensional threats, the duo also averages 3.0 assists this season. Defensively, they combine for 3.4 blocked shots per game.

Earning All-America and First-Team All-SEC status last season, the duo averaged a combined 27.3 points, 18.5 rebounds and 4.2 blocks. In the Gamecocks' 15 games against ranked opponents, the pair was even more dominant with 29.7 points per game, 20.3 rebounds per contest and 4.9 blocks per outing.

### Quarter Breakdown

Through 18 games this season, South Carolina has out-scored its opponent in all but 14 quarters. The Gamecocks have out-paced their opponent by double digits 21 times in the 72 quarters, including a season-high differential of 25 points (37-12) in the first quarter against Saint Peter's (Nov. 22). In SEC action, the 23-point advantage in the first quarter at Auburn (Jan. 5) was a season high.

South Carolina has shot at least 50.0 percent from the field 28 times in its 72 quarters of action, led by a its 71.4 percent accuracy in the first quarter against Saint Peter's (Nov. 22). The Gamecocks' 37 points in that quarter are the most for the program since the NCAA went to the format for the 2015-16 season.

Defensively, South Carolina has held an opponent to single digits in a quarter 14 times this season, including five quarters of five or fewer points. An opponent has shot under 20.0 percent from the field in 11 quarters, including a pair of quarters under 10.0 percent (7.1% by Florida, 2nd qtr, 1/8/17; 8.3% by Auburn, 4th qtr, 1/5/17).

## Record Book Watch

The Gamecocks' starting frontcourt of Alaina Coates and A'ja Wilson are moving up the career record books quickly. Here's their current standing:

### Blocked Shots

Player	Gms	Blk
1. A'ja Wilson (2015-present)	86	202
2. Alaina Coates (2014-present)	123	199
3. Lakesha Tolliver (2004-07)	112	177
4. Elem Ibiam (2012-15)	126	164
5. Michelle Murray (1990-93)	96	148

### Rebounds

Player	Gms	Reb.
1. Sheila Foster (1979-82)	134	1427
2. Alaina Coates (2014-present)	123	1127
3. Marsha Williams (1990-93)	116	1026
4. Aleighsa Welch (2012-15)	137	956
5. Schonna Banner (1987-90)	125	901

### Offensive Rebounds (Since 1987-88)

Player	Gms	Reb.
1. Aleighsa Welch (2012-15)	137	449
2. Marsha Williams (1990-93)	116	427
3. Alaina Coates (2014-present)	123	351
4. Annie Lester (1997-2000)	110	348
5. Jocelyn Penn (1999-03)	117	345

### Double-Doubles

Player	Gms	Dbl-Dbl.
1. Sheila Foster (1979-82)	134	72
2. Alaina Coates (2014-present)	123	54
3. Marsha Williams (1990-93)	116	44
4. Denise Nanney (1975-77)	78	42
5. Katrina Anderson (1978-79)	71	41
6. Sharon Gilmore (1983-86)	110	32
7. Brantley Southers (1982-86)	120	29
8. Beth Hunt (1989-90)	63	27
9. Schonna Banner (1987-90)	125	25
10. A'ja Wilson (2015-present)	86	24
Aleighsa Welch (2012-15)	137	24

### Points

Player	Gms	FTM
1. Sheila Foster (1979-82)	134	2266
2. Shannon Johnson (1993-96)	109	2230
3. Brantley Southers (1982-86)	120	1982
4. Jocelyn Penn (1999-2003)	117	1939
5. Tiffany Mitchell (2013-16)	139	1885
6. Schonna Banner (1987-90)	125	1791
7. Martha Parker (1986-89)	124	1728
8. Karen Middleton (1988-91)	128	1714
9. Evelyn Johnson (1980-83)	113	1620
10. Marsha Williams (1990-93)	116	1585
— Alaina Coates (2014-present)	123	1500

### Free Throws Made

Player	Gms	FTM
1. Shannon Johnson (1993-96)	109	478
2. Martha Parker (1986-89)	124	473
3. Tiffany Mitchell (2013-16)	139	447
4. Sheila Foster (1979-82)	134	418
5. Jocelyn Penn (1999-03)	117	411
6. Alaina Coates (2014-present)	123	390
7. Nikki Miars (1996-99)	108	357
8. Annie Lester (1997-2000)	110	333
9. Aleighsa Welch (2012-15)	137	329
10. Marsha Williams (1990-93)	116	319
— A'ja Wilson (2015-present)	86	315

### Free Throw Attempts

Player	Gms	FTA
1. Shannon Johnson (1993-96)	109	679
2. Martha Parker (1986-89)	124	641
3. Sheila Foster (1979-82)	134	624
4. Alaina Coates (2014-present)	123	604
Jocelyn Penn (1999-03)	117	604
6. Tiffany Mitchell (2013-16)	139	578
7. Aleighsa Welch (2012-15)	137	545
8. Marsha Williams (1990-93)	116	513
9. Nikki Miars (1996-99)	108	474
10. A'ja Wilson (2015-present)	86	456

Here's a more detailed look at the quarter-by-quarter production for the Gamecocks this season:

Qtr.	SC/Opp Avg. Pts	SC/Opp FG%	Avg. Pts. Margin
1	20.7/12.9	.463/.343	+7.7
2	20.2/13.9	.488/.365	+6.3
3	20.5/14.1	.511/.348	+6.4
4	17.6/13.9	.400/.321	+3.6

Individually, junior guard Kaela Davis leads the Gamecocks with six double-digit scoring quarters and has the highest-scoring quarter this season with 19 points in the first at Auburn (Jan. 5). Alaina Coates and Allisha Gray have three double-digit scoring quarters each, and A'ja Wilson has two.

### SEC Active

Senior Alaina Coates and junior A'ja Wilson feature prominently in the SEC's active leader boards this season.

Coates is running away with the double-double chart at 54 and the rebounding mark at 1,127 – over 350 more

than the second-place player. Coates' 199 career blocks are just one behind league leader Wilson's 202, more than 60 ahead of third place. Coates is fourth in scoring at 1,500 and in field goals made (555).

In addition to leading the blocks list, Wilson is tied for second in double-doubles with 24 and sixth in scoring with 1,284 career points. She is fifth in rebounding (649) and is seventh in field goals made (484).

### This is 30

With 30-point games already this season by juniors Kaela Davis (37 at #7/6 Ohio State, 11/14) and A'ja Wilson (31 at #14/15 Texas, 12/1), the Gamecocks have the most 30-point games in a season since 2002-03 when Jocelyn Penn recorded three such outings, none of which were against a ranked opponent.

The program record for 30-point games in a season is six with the most recent coming in 1994-95. In each of the three seasons with six 30-point games, every game was recorded by the same Gamecock. Shannon Johnson posted six in 1994-95 to duplicate her effort in 1993-94. Beth Hunt originally set the record with her six 30-point games in the 1989-90 campaign. The only 30-point outing against a ranked opponent in those three seasons was Beth Hunt's 34-point showing in a losing effort at then-No. 18 Southern Miss.

Individually, only eight 30-point games by a Gamecock have come against ranked opponents, including this season's showings from Davis and Wilson. Davis' 37 points is the most in a game against a ranked opponent and was the first since Johnson netted 35 against then-#5 Tennessee on Feb. 15, 1996, which until Davis' 37 was the highest-scoring game against a ranked opponent in program history.

Here's a list of the Gamecocks' individual 30-point games against a ranked opponent:

Pts.	Player	Opp.	Date
37	K. Davis	at #7/6 Ohio St.	11/14/16
35	S. Johnson	#5 Tennessee	2/15/96
34	B. Hunt	#18 Southern Miss	1/29/90
32	S. Johnson	#2 Tennessee	2/8/94
32	Ma. Williams	#22 Florida St.	2/4/91
32	K. Anderson	vs. #14 Memphis	3/4/78
31	A. Wilson	at #14/15 Texas	12/1/16
30	B. Southers	#19 Clemson	12/3/83

### Great Gamecock Fans

With over 10,000 season-ticket holders for the second-straight season, South Carolina leads the nation in average attendance at 12,180 and is the only program drawing at least 10,000 fans per game.

The Gamecocks have posted the highest average attendance at the end of the last two seasons and have enjoyed steady fan growth over the last five years – 3,952 in 2012-13; 6,371 in 2013-14; 12,293 in 2014-15; 14,364 in 2015-16.

South Carolina fans have proven they'll travel to see their Gamecocks as well. In the Dec. 4 game at Duke, the Blue Devils reported attendance of 6,036 after drawing just 3,112 prior to the contest. On Dec. 21, Savannah State drew 1,411 for its game against South Carolina despite averaging just 790 before that.

### Games Led Team In...

(Tied for team lead in each category included)

Scoring	2016-17	Career	Record
A'ja Wilson	9	38	35-4
Alaina Coates	6	25	23-2
Kaela Davis	3	3	3-0
Bianca Cuevas-Moore	1	4	4-0
Allisha Gray	1	1	1-0

Rebounding	2016-17	Career	Record
Alaina Coates	14	72	68-4
A'ja Wilson	5	28	26-2
Doniyah Clincy	2	2	2-0
Allisha Gray	2	2	1-1
Kaela Davis	1	1	0-1

Assists	2016-17	Career	Record
Tyasha Harris	7	7	7-0
Bianca Cuevas-Moore	6	17	16-1
Kaela Davis	5	5	5-0
Allisha Gray	4	4	3-1
A'ja Wilson	3	4	4-0
Alaina Coates	2	5	5-0
Doniyah Clincy	1	1	1-0
M. Herbert Harrigan	1	1	1-0

### Miscellaneous Stats

Triple-Doubles	2016-17	Career	Record
Alaina Coates	0	1	1-0

Double-Doubles	2016-17	Career	Record
Alaina Coates	12	54	52-2
A'ja Wilson	5	24	22-2
Kaela Davis	1	1	1-0

30+ Points	2016-17	Career	Record
Kaela Davis	1	1	1-0
A'ja Wilson	1	1	1-0

20+ Points	2016-17	Career	Record
A'ja Wilson	6	18	17-1
Alaina Coates	3	15	14-1
Kaela Davis	3	3	3-0
Allisha Gray	2	2	2-0
Bianca Cuevas-Moore	1	3	3-0

10+ Points	2016-17	Career	Record
A'ja Wilson	14	71	65-6
Allisha Gray	14	14	13-1
Alaina Coates	13	85	82-3
Kaela Davis	12	12	11-1
Bianca Cuevas-Moore	5	21	21-0
Tyasha Harris	3	3	3-0
M. Herbert Harrigan	2	2	2-0
Doniyah Clincy	0	1	1-0
Tiffany Davis	0	1	1-0

10+ Rebounds	2016-17	Career	Record
Alaina Coates	13	62	60-2
A'ja Wilson	5	25	23-2
Kaela Davis	1	1	1-0

5+ Assists	2016-17	Career	Record
Tyasha Harris	4	4	4-0
Allisha Gray	3	3	2-1
Bianca Cuevas-Moore	2	8	8-0
Kaela Davis	2	2	2-0
A'ja Wilson	1	1	1-0
Alaina Coates	0	1	1-0

5+ Steals	2016-17	Career	Record
Bianca Cuevas-Moore	1	2	2-0
Allisha Gray	1	1	1-0
Tiffany Davis	0	1	1-0

5+ Blocks	2016-17	Career	Record
A'ja Wilson	0	7	6-1
Alaina Coates	0	4	4-0

### 2016-17 Scoring Differentials

Largest lead in a win.....	by 57 (93-36), 4th-1:37, vs. Saint Peter's, 11/22
Largest deficit overcome to win.....	by 9 (26-35), 2nd-0:24, vs. Mississippi State, 1/23
Largest lead given up in a loss.....	by 11 (16-5), 1st-3:46, at Duke, 12/4
Largest deficit in a loss.....	by 12 (74-62), 4th-0:38, at Duke, 12/4

### All-Time Records vs. SEC Teams

Opponent	Overall	Under	SEC	SEC	H	A	N	Streak	Last
		Staley	Season	Tourn.					
Alabama	23-15	13-0	18-12	2-2	12-5	9-8	2-2	Won 13	W: 93-45, 1/1/17 (H)
Arkansas	15-17	8-3	14-15	1-2	9-5	5-10	1-2	Won 7	W: 85-32, 1/3/16 (H)
Auburn	21-21	9-3	15-15	2-1	11-7	8-12	2-2	Won 6	W: 73-47, 1/5/17 (A)
Florida	16-20	8-4	14-18	0-2	7-10	9-8	0-2	Won 8	W: 81-62, 1/8/17 (A)
Georgia	12-33	8-6	9-21	2-2	6-14	3-15	3-4	Won 5	W: 66-63, 1/12/17 (H)
Kentucky	25-33	9-9	20-25	2-2	17-9	7-20	2-4	Won 4	W: 93-63, 3/5/16 (N)
LSU	11-22	8-5	9-22	2-0	5-10	4-12	2-0	Won 7	W: 84-61, 1/15/17 (A)
Ole Miss	21-17	11-2	17-12	2-4	12-4	7-8	2-5	Won 9	W: 65-46, 1/19/17 (H)
Miss. State	18-16	9-3	16-14	1-2	11-5	6-9	1-2	Won 9	W: 64-61, 1/23/17 (H)
Missouri	4-1	3-1	3-1	—	2-0	1-1	1-0	Won 3	W: 83-58, 1/10/16 (H)
Tennessee	5-45	4-8	3-26	1-3	2-19	2-21	1-5	Won 3	W: 62-56, 2/15/16 (A)
Texas A&M	3-3	3-3	3-2	0-1	2-1	1-1	0-1	Won 3	W: 70-63, 1/31/16 (A)
Vanderbilt	13-21	8-2	13-18	0-2	7-8	5-11	0-2	Won 6	W: 71-61, 1/7/16 (A)
<b>Totals</b>	<b>187-264</b>	<b>101-49</b>	<b>154-200</b>	<b>14-23</b>	<b>101-97</b>	<b>67-136</b>	<b>16-30</b>	<b>Won 29</b>	

## Fresh Faces

Five new Gamecocks join the fold this season with the four freshmen taking the court right away. Junior forward Alexis Jennings will sit out this season due to NCAA transfer rules.

Guard Tyasha Harris (Noblesville, Ind.) headlines the freshman class, coming off a summer spent helping the U.S. to its seventh-straight gold medal in the FIBA U18 Americas Championship. Araion Bradshaw (Hyde Park, Mass.) and Victoria Patrick (Orlando, Fla.) join her in the guard spot. Bradshaw is point guard with good court vision, and Patrick comes in as a scorer to help stretch the floor. Forward Mikiah Herbert Harrigan rounds out the class, bringing athleticism, speed and perimeter shooting to the team.

The quartet combines to play 51.2 minutes per game, while contributing 11.8 points per game. Harris leads the group in both minutes at 23.6 per game and in scoring (5.2 ppg). She was also the first of the group to earn a starting spot (Dec. 11 vs. Minnesota). Herbert Harrigan is just behind Harris in scoring with 4.6 points per game and earned the start against Georgia (Jan. 15), creating the first freshman tandem in a Gamecock starting lineup since the 2009-10 season.

## AW = All-World

In her third season at South Carolina, junior forward A'ja Wilson is already one of the most decorated Gamecocks in program history as a three-time All-American, the reigning SEC Player and Defensive Player of the Year and a finalist for all three national player of the year awards last season.

This season, Wilson is back atop the Gamecocks' scoring list with 16.8 points per game to rank seventh in the SEC. She has six 20-point games to her credit already this season, including a career-best 31 points at #14/15 Texas (Dec. 1). She entered the season with 12 career 20-point outings (seven in 2015-16, five in 2014-15). Shooting 56.3 percent from the field, she is fourth in the SEC and 20th in the nation.

Defensively, Wilson is just as strong as last season when she set the school record for blocked shots in a season with 103. This season, her 2.1 blocks per game are third in the SEC and 40th in the nation. She broke the school record for career blocks (previously 177) with two against Saint Peter's (Nov. 22), her 74th career game, fewer than anyone else on the program's top 10 list. She now sits at 202 in just 86 career games played.

## The Amazing Technicolor Dream Coates

In the midst of one of the most productive careers for a post player in South Carolina history, senior center Alaina Coates currently leads all active NCAA Div. I players in career rebounds (1,127) and double-doubles (54). Earlier this season, she became the third Gamecock all-time to reach the 1,000-rebound plateau, hitting the mark in a strong second-half effort at #14/15 Texas (Dec. 1). And now sits in second place in the program's all-time standings, trailing Sheila Foster's record of 1,427.

Against Alabama (Jan. 1), Coates became the first Gamecock since 1980-81 to amass 50 career double-doubles, a number that trails only Foster's school-record 72. The Irmo, S.C., native is also a defensive force, ranking second in career blocked shots at 199, just behind teammate A'ja Wilson's 202.

## Gray Area

Junior transfer Allisha Gray may be the Gamecocks' most quiet and consistent offensive powerhouse, tying for team-high honors with in double-figure points in 14 of 18 games this season, including opening her inaugural Gamecock season with five straight double-digit scoring outings and currently enjoying another five-game streak. She scores 13.2 points per game (21st in the SEC) on 50.3 percent shooting.

The best part of Gray's game, however, is likely the often-masked competitive fire that gives her the ability to deliver whatever the team needs in the most crucial moments – kick off her South Carolina career with a 24-point outing at #7/6 Ohio State (Nov. 14) that included 10-of-18 shooting and some of the most momentum-killing baskets of the game, play in the power forward spot with A'ja Wilson on the bench against Georgia (Jan. 12) and LSU (Jan. 15) to grab tough rebounds and hit free throw to seal win over the Lady

Bulldogs, return to the guard spot to pour in 16 third-quarter points against #4/4 Mississippi State (Jan. 23) to pull Gamecocks out of a seven-point halftime deficit then sprint to defend a breakout layup that kept South Carolina in front in the final minute of the game.

The unassuming six-foot guard amassed 1,000 points in her first two seasons at North Carolina, but her contributions go beyond the scoring column. She leads the team with 49 assists (2.7 apg), including eight games of at least three. Gray also adds 4.4 rebounds per game with nine games of five or more boards. In fact, she has twice led the team in rebounding – Saint Peter's (Nov. 22), at Duke (Dec. 4).

## KD for 3 (and on D)

Junior transfer Kaela Davis wasted little time making her mark on the Gamecock offense, opening her South Carolina career with a 37-point, 10-rebound, five-assist effort at No. 7/6 Ohio State (Nov. 14). A 22-point outing against Minnesota (Dec. 11) further solidified her outside shooting prowess, as she hit 6-of-10 from beyond the arc.

Davis was equally efficient in impressing SEC opponents with back-to-back big-scoring games to kick off league play – 16 vs. Alabama (Jan. 1) and 21 at Auburn (Jan. 5).

Ranked 25th in the league in scoring (12.6 ppg) overall, Davis is third in the SEC in free throw percentage (.836), and her 1.8 made 3s per game are fourth-best in the league. She has proven to be much more, showing the ability and willingness to play a variety of positions and roles, grabbing 4.1 rebounds per game and handing out 2.4 assists per outing.

With offense has struggled in recent games, the savvy, 6-foot-2 athlete turned her full attention to defense in the second half of the Gamecocks' win over #4/4 Mississippi State (Jan. 23) and saw the result as one of the SEC's elite scorers, Victoria Vivians, managed just 5 points on 1-of-8 shooting in the final 20 minutes of action.

The daughter of NBA veteran Antonio Davis established herself as an elite scorer in two seasons at Georgia Tech, where she became the fastest Yellow Jacket to 1,000 career points, needing just 52 games to hit the mark, and was a two-time First-Team All-ACC selection.



## Around the SEC

(through games of 1/23)

	SEC Games			Overall		
	W	L	Pct.	W	L	Pct.
South Carolina	7	0	1.000	17	1	.944
Mississippi State	6	1	.857	20	1	.952
Texas A&M	5	2	.714	15	5	.750
Kentucky	5	2	.714	14	6	.700
Auburn	4	2	.667	14	6	.700
Missouri	4	3	.571	14	7	.667
Tennessee	3	3	.500	12	7	.632
Alabama	3	4	.429	15	5	.750
LSU	3	4	.429	14	6	.700
Georgia	2	4	.333	10	9	.526
Ole Miss	2	5	.286	13	7	.650
Arkansas	2	5	.286	13	7	.650
Florida	1	5	.167	10	9	.526
Vanderbilt	0	7	.000	10	10	.500

## Today's Games

### January 26

Tennessee at Florida, 7 p.m. (SECN+)  
 Ole Miss at Kentucky, 7 p.m. (SECN+)  
 Auburn at Missouri, 8 pm. (SECN+)  
 Alabama at Vanderbilt, 9 p.m. (SECN)

Rankings are listed as AP/ESPN Poll  
 All Times Eastern; TV Network in ()

## AP Top 25

(Week of 1/23)

1. Connecticut	18-0
2. Baylor	19-1
3. Maryland	19-1
4. Mississippi State	20-0
5. <b>South Carolina</b>	<b>16-1</b>
6. Florida State	19-2
7. Washington	19-2
8. Notre Dame	18-3
9. Louisville	18-4
10. Stanford	17-3
11. Oregon State	18-2
12. Texas	14-4
13. UCLA	15-4
14. Duke	17-3
15. Ohio State	17-5
16. Arizona State	14-5
17. Miami	14-5
18. NC State	15-5
19. Virginia Tech	16-3
20. Oklahoma	15-5
21. DePaul	16-5
22. West Virginia	15-5
23. South Florida	15-3
24. Green Bay	17-2
25. Kansas State	15-5

## USA Today Coaches Top 25

(Week of 1/23)

1. Connecticut	18-0
2. Baylor	19-1
3. Maryland	19-1
4. <b>South Carolina</b>	<b>16-1</b>
5. Mississippi State	20-0
6. Florida State	19-2
7. Washington	19-2
8. Louisville	18-4
9. Notre Dame	18-3
10. Stanford	17-3
11. Oregon State	18-2
12. UCLA	15-4
13. Texas	14-4
14. Ohio State	17-5
15. Duke	17-3
16. Arizona State	14-5
17. Miami	14-5
18. NC State	15-5
19. DePaul	16-5
20. Oklahoma	15-5
21. Virginia Tech	16-3
22. West Virginia	15-5
23. South Florida	15-3
24. Syracuse	14-7
25. Green Bay	17-2



## Bronx Bomber

Junior point guard Bianca Cuevas-Moore continues to inject speed and scoring into the Gamecocks' offense. Showing her maturity both in earning a starting role earlier this season and in handling her new sixth-player role as a spark off the bench, Cuevas-Moore is balancing her blazing speed and instinct to attack with abandon against her improved communication and ability to set up her teammates. She has multiple assists in 11 games this season and has committed more than two turnovers just four times.

In SEC action, the 5-foot-6 powerhouse is fourth on the team in scoring at 11.7 points per game, which ranks 24th in the league, while also handing out 2.1 assists per conference contest. She is shooting 48.3 percent from the field, including 56.5 percent from 3-point range.

## Talking Ty

Freshman point guard Tyasha Harris arrived in Columbia with lofty expectations and the ambition needed to play the position under Hall of Famer Dawn Staley. Rated the No. 8 point guard in the 2016 recruiting class, Harris has a winning pedigree with three straight state championships at Heritage Christian (Noblesville, Ind.) and a gold medal in the 2016 FIBA U18 Americas Championship.

The poise and command of the position that originally caught Staley's eye have moved Harris into a starting role early in 2017, and she seems comfortable in the position. Drawing her first start against Minnesota (Dec. 11), she matched her career high with six assists to go with nine points on 3-of-4 shooting from 3-point range. In her SEC debut in the starting five against Alabama (Jan. 1), she again dished six assists while adding seven points to the Gamecocks' victory.

A point guard in Staley's mold, the pass-first freshman shook off her freshman nerves against #4/4

## 2016-17 Roster

No.	Name	Pos.	Ht.	Yr.	Hometown/Last School
0	Victoria Patrick	G	5-8	Fr.	Orlando, Fla./Edgewater
1	Bianca Cuevas-Moore	G	5-6	Jr.	Bronx, N.Y./Nazareth Regional
3	Kaela Davis	G	6-2	Jr.	Suwanee, Ga./Georgia Tech
4	Doniyah Cliney	G	6-0	So.	Newark, N.J./Malcolm X Shabazz
10	Allisha Gray	G	6-0	Jr.	Sandersville, Ga./North Carolina
12	Araion Bradshaw	G	5-6	Fr.	Boston, Mass./Tabor Academy
15	Tiffany Davis	G	5-7	Sr.	Houston Texas/Westbury Christian
21	Mikiah Herbert Harrigan	F	6-2	Fr.	Pembroke Pines, Fla./Flanagan
22	A'ja Wilson	F	6-5	Jr.	Hopkins, S.C./Heathwood Hall
35	Alexis Jennings*	F	6-2	Jr.	Madison, Ala./Kentucky
41	Alaina Coates	C	6-4	Sr.	Irmo, S.C./Dutch Fork
52	Tyasha Harris	G	5-10	Fr.	Noblesville, Ind./Heritage Christian

\* indicates will sit out 2015-16 due to NCAA transfer rules

**Head Coach:** Dawn Staley

**Assoc. Head Coach:** Lisa Boyer; **Assistant Coaches:** Nikki McCray-Penson, Fred Chmiel

**Director of Coaching Offensive Analytics:** Melanie Balcomb

Louisville (Nov. 27) when she drew the second-half start and handed out five of her career-high six assists in the final two periods. Her solid play continued at #14/15 Texas (Dec. 1) where she earned a career-best 30 minutes on the court with great effort that included three steals and no turnovers.

In her seven starts this season, Harris averaged a team-best 3.9 assists along with her 6.6 points on 47.1 percent shooting, including 39.1 percent accuracy from 3-point range.

## USA Basketball Connection

At least one Gamecock has donned the red, white and blue for USA Basketball in each of the last three summers, and the group has helped six U.S. teams to five gold

medals and one bronze in that time. Former Gamecock Tiffany Mitchell got the streak started with her FIBA 3x3 World Championship gold in 2014, which A'ja Wilson and Dawn Staley matched with a gold in the 2014 FIBA U18 Americas Championship. Staley went on to assist on USA Basketball's FIBA World Championship gold-medal team that same year. The next summer, Wilson and Staley claimed the 2015 FIBA U19 World Championship gold.

The most recent medals came from freshman Tyasha Harris who steered the U18 team to gold in the FIBA U18 Americas Championship and junior transfer Alexis Jennings, who brought home bronze from the 2016 FIBA 3x3 World Championship.

## South Carolina's Record When...

	vs. Ranked	SEC	All
Record.....	5-0	7-0	17-1
Playing a ranked opponent.....	5-0	1-0	5-0
Playing at home .....	2-0	4-0	10-0
Playing on the road .....	2-0	3-0	6-1
Playing at neutral site .....	1-0	1-0	1-0
Leading at half .....	3-0	6-0	15-0
Trailing at half .....	1-0	1-0	1-1
Tied at half .....	1-0	0-0	1-0
Playing an overtime game .....	0-0	0-0	0-0
0 players score in double figures .....	0-0	0-0	0-0
1 player scores in double figures .....	0-0	0-0	0-0
2 players score in double figures .....	1-0	1-0	1-0
3 players score in double figures .....	1-0	4-0	8-1
4 players score in double figures .....	2-0	2-0	5-0
5 players score in double figures .....	1-0	3-0	3-0
More than 5 players in double figures.....	0-0	0-0	0-0
Starters out-score opponent's starters .....	5-0	6-0	16-0
Starters tie/equal opponent total.....	3-0	5-0	13-0
Opponent's starters score equal/more .....	0-0	1-0	1-1
Bench out-scores opponent's bench .....	1-0	5-0	10-0
Opponent's bench scores equal/more.....	4-0	2-0	7-1
No reserve scores in double figures .....	2-0	5-0	10-1
At least one reserve scores in double figures .....	2-0	2-0	7-0
More than one reserve scores in double figures...	0-0	0-0	0-0
Shooting 50% or better .....	0-0	3-0	6-0
Shooting between 40-49% .....	4-0	3-0	9-1
Shooting between 30-39% .....	1-0	1-0	2-0
Shooting less than 30% .....	0-0	0-0	0-0
Opponent shoots 50% or better.....	0-0	0-0	0-1
Opponent shoots between 40-49% .....	2-0	2-0	4-0
Opponent shoots between 30-39% .....	2-0	3-0	5-0
Opponent shoots less than 30%.....	1-0	2-0	8-0
Shooting better than opponent.....	5-0	6-0	16-0
Shooting worse than/equal to opponent.....	0-0	1-0	1-1
Having more FTs made than opponent.....	5-0	6-0	14-0
Having equal/less FTs made than opponent .....	0-0	1-0	3-1
Out-rebounding opponent .....	3-0	5-0	14-1
Having equal/less rebounds than opponent .....	2-0	2-0	3-0
Having fewer TOs than opponent.....	2-0	5-0	12-0
Having equal or more TOs than opponent.....	3-0	2-0	5-1
Attempting more FT than 3FG.....	5-0	6-0	14-0
Attempting equal/less FT than 3FG .....	0-0	1-0	3-1
Making 5 or more 3FGs.....	1-0	5-0	9-1
Making less than 5 3FGs.....	4-0	2-0	8-0
Making no 3 FGs .....	0-0	0-0	0-0
Attempting 15 or more 3FGs.....	1-0	4-0	8-1
Attempting less than 15 3FGs .....	4-0	3-0	9-0

	vs. Ranked	SEC	All
No South Carolina players foul out .....	4-0	5-0	12-1
One or more SC players foul out.....	1-0	2-0	5-0
No opposing players foul out.....	0-0	5-0	10-1
One or more opposing players foul out .....	5-0	2-0	7-0
Assist at least half of field goals made.....	3-0	5-0	13-1
Assist on at least 2/3 of field goals made.....	0-0	1-0	2-0
Assist on less than half of field goals made .....	2-0	2-0	4-0
Scoring more pts. in paint than opponent .....	4-0	5-0	15-0
Scoring equal/less pts. in paint than opp. ....	1-0	2-0	2-1
Scoring more pts. off TOs than opponent .....	3-0	6-0	14-0
Scoring equal/less pts. off TOs than opp. ....	2-0	1-0	3-1
Scoring more 2nd-chance pts. ....	4-0	5-0	13-0
Scoring equal/less 2nd-chance pts.....	1-0	2-0	4-1
Scoring more fast break pts.....	2-0	5-0	13-0
Scoring equal/less fast break pts.....	3-0	2-0	4-1
Wearing white uniforms.....	3-0	4-0	10-0
Wearing black uniforms .....	2-0	2-0	5-1
Wearing garnet uniforms.....	0-0	1-0	2-0
Wearing pink uniforms .....	0-0	0-0	0-0
Playing in November.....	2-0	5-0	5-0
Playing in December .....	2-0	5-1	5-1
Playing in January .....	1-0	7-0	7-0
Playing in February .....	0-0	0-0	0-0
Playing in March.....	0-0	0-0	0-0
Playing during the day.....	2-0	3-0	7-1
Playing at night.....	3-0	4-0	10-0
Playing on Sunday.....	2-0	3-0	7-1
Playing on Monday.....	2-0	1-0	3-0
Playing on Tuesday.....	0-0	1-0	1-0
Playing on Wednesday.....	0-0	1-0	1-0
Playing on Thursday.....	1-0	3-0	5-0
Playing on Friday .....	0-0	0-0	0-0
Playing on Saturday.....	0-0	0-0	0-0
Margin is less than 5 pts. ....	1-0	2-0	2-0
Margin is between 5-9.....	2-0	0-0	2-0
Margin is between 10-19.....	1-0	2-0	3-1
Margin is between 20-29.....	1-0	2-0	4-0
Margin is between 30-39.....	0-0	0-0	1-0
Margin is between 40-49.....	0-0	1-0	3-0
Margin is 50 pts. or more.....	0-0	0-0	2-0
Having a 20-pt. scorer.....	4-0	6-0	12-0
Having a 30-pt. scorer.....	2-0	0-0	2-0
Scoring 49 points or less.....	0-0	0-0	0-0
Scoring 50-59 points.....	0-0	0-0	0-0
Scoring 60-69 points.....	2-0	3-0	4-1
Scoring 70-79 points.....	1-0	1-0	4-0
Scoring 80-89 points.....	1-0	2-0	4-0
Scoring 90-99 points.....	1-0	1-0	5-0
Scoring 100 points or more.....	0-0	0-0	0-0

## 2016-17 Team High/Low - All Games

South Carolina Highs	South Carolina Lows	Category	Opponent Lows	Opponent Highs
98 vs. Minnesota, 12/11	63 at Duke, 12/4	<b>Points in Game</b>	30, at Savannah St., 12/21	80, at Ohio State, 11/14
64 (1st) vs. Saint Peter's, 11/22	26 (1st) vs. UCLA, 12/18	<b>Points in a Half</b>	12 (1st), at Savannah St., 12/21 12 (2nd), Hampton, 11/20	41 (2nd), at Ohio State, 11/14
37 (1st) vs. Saint Peter's, 11/22	6 (1st) vs. UCLA, 12/18	<b>Points in a Quarter</b>	4 (4th), Saint Peter's, 11/22 4 (4th), Hampton, 11/20	23 (4th), Georgia, 1/12
38 vs. Minnesota, 12/11	22 vs. Georgia, 1/12 22 vs. UCLA, 12/18 22 at Texas, 12/1	<b>Field Goals Made</b>	11, at Savannah St., 12/21	30, at Duke, 12/4
72 vs. Minnesota, 12/11	42 vs. Mississippi State, 1/23	<b>Field Goal Attempts</b>	51, at Savannah St., 12/21	78, UCLA, 12/18
.569 (29-51) at LSU, 1/15	.333 (22-66) vs. UCLA, 12/18	<b>FG Percentage</b>	.216 (11-51), at Sav. St., 12/21	.500 (30-60), at Duke, 12/4
16 vs. Minnesota, 12/11	1 vs. UCLA, 12/18	<b>3-Point FG Made</b>	1, at LSU, 1/15	10, Minnesota, 12/11
33 vs. Minnesota, 12/11	3 vs. UCLA, 12/18	<b>3-Point FG Attempts</b>	6, at LSU, 1/15	27, UCLA, 12/18
.500 (14-28), at Auburn, 1/5	.154 (2-13) at Savannah St., 12/21	<b>3-Point FG Percentage</b>	.148 (4-27), UCLA, 12/18	.467 (7-15), Georgia, 1/12
30 at Texas, 12/1	3 at Auburn, 1/5	<b>Free Throws Made</b>	2, Saint Peter's, 11/22	17, Clemson, 12/15 17, at Ohio State, 11/14
41 at Ohio State, 11/14	4, at Auburn, 1/5	<b>Free Throw Attempts</b>	2, Saint Peter's, 11/22	24, at Ohio State, 11/14
.808 (21-26) at LSU, 1/15	.500 (8-16) at Savannah St., 12/21	<b>FT Percentage</b>	.333 (3-9), Mississippi State, 1/23	1.00 (5-5), at Sav. St., 12/21
54 vs. UCLA, 12/18	31 at LSU, 1/15	<b>Rebounds</b>	24, Saint Peter's, 11/22	47, UCLA, 12/18
29 vs. Minnesota, 12/11	5 at Texas, 12/1	<b>Assists</b>	3, at Savannah St., 12/21	19, vs. Georgia, 1/12
17 vs. Saint Peter's, 11/22	4 at Auburn, 1/5 4 vs. UCLA, 12/18	<b>Steals</b>	2, at Ohio State, 11/14	14, at Duke, 12/4
11 vs. Clemson, 12/15	3 at Duke, 12/4	<b>Blocked Shots</b>	1, at LSU, 1/15 1, at Auburn, 1/5 1, at Savannah St., 12/21 1, Saint Peter's, 11/22	9, at Texas, 12/1
19 at Duke, 12/4	9 vs. Hampton, 11/20	<b>Turnovers</b>	9, Mississippi State, 1/23 9, UCLA, 12/18	24, Hampton, 11/20
22 at Florida, 1/8 22 at Ohio State, 11/14	4 vs. Saint Peter's, 11/22	<b>Fouls</b>	9, at Savannah St., 12/21	29, at Texas, 12/1 29, at Ohio State, 11/14

## 2016-17 Team High/Low - SEC Games Only

South Carolina Highs	South Carolina Lows	Category	Opponent Lows	Opponent Highs
93 vs. Alabama, 1/1	64 vs. Mississippi State, 1/23	<b>Points in Game</b>	45, Alabama, 1/1	63, Georgia, 1/12
52 (2nd) vs. Alabama, 1/1	28 (1st) vs. Mississippi State, 1/23 28 (2nd) vs. Ole Miss, 1/19	<b>Points in a Half</b>	22 (1st), Ole Miss, 1/19 22 (2nd), at Auburn, 1/5 22 (1st), Alabama, 1/1	38, at Florida, 1/8
31 (3rd) vs. Alabama, 1/1	10 (2nd) vs. Georgia, 1/12	<b>Points in a Quarter</b>	5 (2nd), at Florida, 1/8	23 (4th), Georgia, 1/12
34 vs. Alabama, 1/1	20 vs. Mississippi State, 1/23	<b>Field Goals Made</b>	16, at Auburn, 1/5	26, Mississippi State, 1/23 26, at LSU, 1/15
69 at Florida, 1/8	42 vs. Mississippi State, 1/23	<b>Field Goal Attempts</b>	52, Ole Miss, 1/19	66, Mississippi State, 1/23
.569 (29-51) at LSU, 1/15	.367 (22-60) vs. Georgia, 1/12	<b>FG Percentage</b>	.271 (16-59), Alabama, 1/1	.433 (26-60), at LSU, 1/15
14 at Auburn, 1/5	2 vs. Ole Miss, 1/19	<b>3-Point FG Made</b>	1, at LSU, 1/15	7, Georgia, 1/12
28 at Auburn, 1/5	9 vs. Ole Miss, 1/19	<b>3-Point FG Attempts</b>	6, at LSU, 1/15	18, at Auburn, 1/5
.500 (14-28) at Auburn, 1/5	.222 (2-9) vs. Ole Miss, 1/19	<b>3-Point FG Percentage</b>	.167 (1-6), at LSU, 1/15 .167 (3-18), at Auburn, 1/5	.467 (7-15), Georgia, 1/12
21 vs. Mississippi State, 1/23 21 at LSU, 1/15	3 at Auburn, 1/17	<b>Free Throws Made</b>	3, Mississippi State, 1/23	12, at Florida, 1/8 12, at Auburn, 1/5
28 vs. Mississippi State, 1/23	4 at Auburn, 1/5	<b>Free Throw Attempts</b>	9, Mississippi State, 1/23	20, at Florida, 1/8
.808 (21-26) at LSU, 1/15	.652 (15-23) at Florida, 1/8	<b>FT Percentage</b>	.333 (3-9), Mississippi State, 1/23	.800 (12-15), at Auburn, 1/17
48 at Florida, 1/8	31 at LSU, 1/15	<b>Rebounds</b>	27, Alabama, 1/1	42, at Florida, 1/8
20 at Auburn, 1/5	10 vs. Mississippi State, 1/23 10 at Florida, 1/8	<b>Assists</b>	6, at Auburn, 1/5	19, Georgia, 1/12
13 vs. Georgia, 1/12 13 at Florida, 1/8	4 at Auburn, 1/5	<b>Steals</b>	4, vs. Georgia, 1/12 4, at Auburn, 1/5	8, Mississippi State, 1/23 8, at LSU, 1/15
10 vs. Alabama, 1/1	1 vs. Georgia, 1/12	<b>Blocked Shots</b>	1, at LSU, 1/15 1, at Auburn, 1/5	4, Georgia, 1/12 4, Alabama, 1/1
16 at LSU, 1/15	11 vs. Georgia, 1/12	<b>Turnovers</b>	9, Mississippi State, 1/23	22, at Florida, 1/8 22, Alabama, 1/1
22 at Florida, 1/8	12 vs. Ole Miss, 1/19	<b>Fouls</b>	11, at Auburn, 1/5	23, Mississippi State, 1/23

## 2016-17 Individual Superlatives - All Games

Category	South Carolina	Opponent
Points in Game	37 by Kaela Davis at Ohio State, 11/14	29 by Rebecca Greenwell, at Duke, 12/4
Points in a Half	22 (2nd) by Kaela Davis at Ohio State, 11/14	18 (2nd) by Rebecca Greenwell, at Duke, 12/4
Points in a Quarter	19 (1st) by Kaela Davis at Auburn, 1/5	11 (3rd) by Haley Lorenzen, at Florida, 1/8 11 (4th) by Rebecca Greenwell, at Duke, 12/4
Field Goals Made	12 by A'ja Wilson at Texas, 12/1 12 by Alaina Coates vs. Hampton, 11/20	10 by Chloe Jackson, at LSU, 1/15
Field Goal Attempts	21 by Kaela Davis at Ohio State, 11/14	21 by Delicia Washington, at Florida, 1/8
FG Percentage	.889 (8-9) by Alaina Coates vs. Saint Peter's, 11/22	.750 (3-4) by Roshunda Johnson, Mississippi State, 1/23 .750 (3-4) by Jazmine Jones, at Auburn, 1/5
3-Point FG Made	6 by Kaela Davis vs. Minnesota, 12/11	4 Rebecca Greenwell, at Duke, 12/4
3-Point FG Attempts	10 by Kaela Davis vs. Minnesota, 12/11	11 by Kelsey Mitchell, at Ohio State, 11/14
3-Point FG Percentage	1.00 (4-4) by Kaela Davis vs. Saint Peter's, 11/22	.750 (3-4) by Dominique Dillingham, Mississippi State, 1/23 .750 (3-4) by Julie Brosseau, Maine, 11/21
Free Throws Made	14 by A'ja Wilson vs. Hampton, 11/20	8 by Nelly Perry, Clemson, 12/15
Free Throw Attempts	16 by Kaela Davis at Ohio State, 11/14	11 by Nelly Perry, Clemson, 12/15
FT Percentage	1.00 (14-14) by A'ja Wilson vs. Hampton, 11/20	1.000 (4-4) by Tiffany Lewis, at Auburn, 1/5
Rebounds	16 by Alaina Coates vs. Hampton, 11/20	22 by Monique Billings, UCLA, 12/18
Assists	7 by Bianca Cuevas-Moore, at Auburn, 1/5 7 by Allisha Gray, vs. Minnesota, 12/11	8 by Haley Clark, Georgia, 1/12
Steals	5 by Allisha Gray at Savannah State, 12/21 5 by Bianca Cuevas-Moore vs. Saint Peter's, 11/22	5 by Leaonna Odom, at Duke, 12/4
Blocked Shots	4 by Alaina Coates vs. Clemson, 12/15 4 by Alaina Coates vs. Minnesota, 12/11 4 by A'ja Wilson at Texas, 12/1 4 by A'ja Wilson vs. Maine, 11/21	6 by Kelsey Lang, at Texas, 12/1
Turnovers	5 by Allisha Gray at LSU, 1/15 5 by Allisha Gray at Auburn, 1/5 5 by Kaela Davis at Texas, 12/2 5 by A'ja Wilson vs. Louisville, 11/27 5 by Kaela Davis at Ohio State, 11/14 5 by Mikiah Herbert Harrigan at Ohio State, 11/14	6 by Kenyata Hendrix, at Savannah State, 12/21 6 by Lexie Brown, at Duke, 12/4 6 by Stephanie Mavunga, at Ohio State, 11/14

## 2016-17 Individual Superlatives - SEC Games Only

Category	South Carolina	Opponent
Points in Game	26 by A'ja Wilson vs. Mississippi State, 1/23	24 by Chloe Jackson, at LSU, 1/15
Points in a Half	21 (2nd) by Kaela Davis at Auburn, 1/5	14 (1st) by Chloe Jackson, at LSU, 1/15 14 (2nd) by Caliya Robinson, Georgia, 1/12
Points in a Quarter	19 (1st) by Kaela Davis at Auburn, 1/5	11 (3rd) by Haley Lorenzen, at Florida, 1/8
Field Goals Made	10 by A'ja Wilson vs. Mississippi State, 1/23	10 by Chloe Jackson, at LSU, 1/15
Field Goal Attempts	18 by Kaela Davis at Auburn, 1/5	21 by Delicia Washington, at Florida, 1/8
FG Percentage	.875 (7-8) by Allisha Gray, at LSU, 1/15	.750 (3-4) by Roshunda Johnson, Mississippi State, 1/23 .750 (3-4) by Jazmine Jones, at Auburn, 1/5
3-Point FG Made	5 by Bianca Cuevas-Moore at Auburn, 1/5	3 by Dominique Dillingham, Mississippi State, 1/23 3 by Mackenzie Engram, Georgia, 1/12
3-Point FG Attempts	9 by Kaela Davis at Auburn, 1/5	7 by Victoria Vivians, Mississippi State, 1/23
3-Point FG Percentage	.833 (5-6) by Bianca Cuevas-Moore at Auburn, 1/5	.750 (3-4) by Dominique Dillingham, Mississippi State, 1/23
Free Throws Made	8 by Alaina Coates at LSU, 1/15	4 by Dyandria Anderson, at Florida, 1/8 4 by Tiffany Lewis, at Auburn, 1/5
Free Throw Attempts	11 by Alaina Coates at LSU, 1/15	6 by Haley Clark, Georgia, 1/12 6 by Dyandria Anderson, at Florida, 1/8
FT Percentage	1.000 (5-5) by Allisha Gray, at LSU, 1/15	1.000 (4-4) by Tiffany Lewis, at Auburn, 1/5
Rebounds	15 by Alaina Coates vs. Ole Miss, 1/19	10 by Chinwe Okorie, Mississippi State, 1/23 10 by Caliya Robinson, Georgia, 1/12
Assists	7 by Bianca Cuevas-Moore at Auburn, 1/5	8 by Haley Clark, Georgia, 1/12
Steals	4 by Tyasha Harris vs. Georgia, 1/12  4 by Allisha Gray, at Florida, 1/8	3 by Morgan William, Mississippi State, 1/23 3 by Delicia Washington, at Florida, 1/8
Blocked Shots	4 by Mikiah Herbert Harrigan vs. Alabama, 1/1	2 by Taylor Manuel, Ole Miss, 1/19 2 by Caliya Robinson, Georgia, 1/12 2 by Ashley Knight, Alabama, 1/1
Turnovers	5 by Allisha Gray at LSU, 1/15 5 by Allisha Gray at Auburn, 1/5	5 by Alexis Hyder, at LSU, 1/15 5 by Delicia Washington, at Florida, 1/8 5 by Ronni Williams, at Florida, 1/8 5 by Jordan Lewis, Alabama, 1/1

## Gamecock Career Highs

### Araion Bradshaw

**Pts** 3, 3x, last at LSU, 1/15/17  
**FG** 1, 4x, last at LSU, 1/15/17  
**FGA** 4 at Savannah State, 12/21/16  
**FG %** .333 (1-3) vs. Minnesota, 12/11/16  
**3FG** 1, 3x, last at LSU, 1/15/17  
**3FGA** 2, 2x, last at Savannah State, 12/21/16  
**FT** 2 vs. Ole Miss, 1/19/17  
**FTA** 2, 2x, last vs. Ole Miss, 1/19/17  
**FT %** 1.000 (2-2) vs. Ole Miss, 1/19/17  
**Reb** 3 vs. Alabama, 1/1/17  
**Stl** 2 vs. Hampton, 11/20/16  
**Asst** 2, 2x, last vs. Alabama, 1/1/17  
**Min** 15, 2x, last at Savannah State, 12/21/16

### Doniyah Cliney

**Pts** 10 vs. Florida, 2/11/16  
**FG** 3, 3x, last vs. Minnesota, 12/11/16  
**FGA** 6 vs. Ole Miss, 1/19/17  
**FG %** .750 (3-4) vs. Kentucky, 2/4/16  
**3FG** 1, 6x, last at Auburn, 1/5/17  
**3FGA** 2, 5x, last vs. Ole Miss, 1/19/17  
**FT** 4 vs. UCLA, 12/18/16  
**FTA** 6, 2x, last vs. UCLA, 12/18/16  
**FT %** 1.000 (2-2) vs. Maine, 11/21/16  
**Reb** 9 vs. Clemson, 12/15/16  
**Off Reb** 4 vs. Minnesota, 12/11/16  
**Stl** 3 vs. Georgia, 2/18/16  
**Asst** 6 at Auburn, 1/5/17  
**Min** 30 vs. Minnesota, 12/11/16

### Alaina Coates

**Pts** 29 vs. Winthrop, 12/13/15  
**FG** 13 vs. Winthrop, 12/13/15  
**FGA** 16, 2x, last vs. Hampton, 11/20/16  
**FG %** 1.000 (7-7) vs. SC St, 12/22/13  
**FT** 11 at San Diego St., 11/23/13  
**FTA** 15 at San Diego St., 11/23/13  
**FT %** 1.000 (10-10) vs. North Carolina, 3/27/15  
**Reb** 18 at Alabama, 2/22/16  
**Off Reb** 8 vs. Auburn, 3/4/16  
**Def Reb** 13, 3x, last vs. Maine, 11/21/16  
**Blk** 10 vs. Winthrop, 12/13/15  
**Stl** 4, 2x, last vs. Louisville, 11/27/16  
**Asst** 6 at Texas A&M, 1/31/16  
**Min** 38 at Texas A&M, 1/31/16

### Bianca Cuevas-Moore

**Pts** 25 vs. Georgia, 1/12/17  
**FG** 10 vs. Georgia, 1/12/17  
**FGA** 17 vs. Georgia, 1/12/17  
**FG %** .833 (5-6) at Hampton, 12/17/14  
**3FG** 5 at Auburn, 1/5/17  
**3FGA** 7 at Duke, 12/4/16  
**3FG %** .833 (5-6) at Auburn, 1/5/17  
**FT** 9 at Ole Miss, 2/1/15  
**FTA** 11 at Ole Miss, 2/1/15  
**FT %** 1.000 (5-5) vs. Syracuse, 3/22/15  
**Reb** 6 at Alabama, 2/22/16  
**Off Reb** 3 vs. Alabama, 1/29/15  
**Blk** 2, 2x, last vs. UConn, 2/8/16  
**Stl** 5, 2x, last vs. Saint Peter's, 11/22/16  
**Asst** 7 at Auburn, 1/5/17  
**Min** 36 vs. Georgia, 1/12/17

### Kaela Davis

**Pts** 37 at Ohio State, 11/14/16  
**FG** 10 at Ohio State, 11/14/16  
**FGA** 21 at Ohio State, 11/14/16  
**FG %** .714 (5-7) vs. Saint Peter's, 11/22/16  
**3FG** 6 vs. Minnesota, 12/11/16  
**3FGA** 10 vs. Minnesota, 12/11/16  
**3FG %** 1.000 (4-4) vs. Saint Peter's, 11/22/16  
**FT** 13 at Ohio State, 11/14/16  
**FTA** 16 at Ohio State, 11/14/16  
**FT %** 1.000 (4-4) at Texas, 12/1/16  
**Reb** 10 at Ohio State, 11/14/16  
**Off Reb** 3, 3x, last at Auburn, 1/5/17  
**Stl** 3, 2x, last vs. Georgia, 1/12/17  
**Asst** 5, 2x, last vs. Hampton, 11/20/16  
**Min** 36 at Ohio State, 11/14/16

### Tiffany Davis

**Pts** 11 vs. Ole Miss, 1/30/14  
**FG** 3 vs. Savannah State, 12/28/13  
**FGA** 6 vs. SC State, 12/22/13  
**FG %** 1.000 (3-3) vs. Savannah State, 12/28/13  
**3FG** 2, 3x, last vs. Ole Miss, 1/30/14  
**3FGA** 5 vs. Winthrop, 12/20/13  
**3FG %** 1.000 (2-2), 3x, last vs. Ole Miss, 1/30/14  
**FT** 4 at Tennessee, 3/2/14  
**FTA** 4 at Tennessee, 3/2/14  
**FT %** 1.000 (4-4) at Tennessee, 3/2/14  
**Reb** 6 at Arkansas, 1/2/14  
**Off Reb** 2 vs. Arkansas, 1/2/14  
**Stl** 5 vs. Elon, 11/9/12  
**Asst** 3, 4x, last vs. SC State, 12/22/13  
**Min** 30 at Arkansas, 1/2/14

### Allisha Gray

**Pts** 24 at Ohio State, 11/14/16  
**FG** 10 at Ohio State, 11/14/16  
**FGA** 18 at Ohio State, 11/14/16  
**FG %** .875 (7-8) at LSU, 1/15/17  
**3FG** 4, 2x, last at Florida, 1/8/17  
**3FGA** 10 vs. Minnesota, 12/11/16  
**3FG %** 1.000 (2-2) at LSU, 1/15/17  
**FT** 6 vs. Hampton, 11/20/16  
**FTA** 8 vs. Mississippi State, 1/23/17  
**FT %** 1.000 (5-5) at LSU, 1/15/17  
**Reb** 8 vs. Saint Peter's, 11/22/16  
**Off Reb** 4 at Duke, 12/4/16  
**Blk** 3 at LSU, 1/15/17  
**Stl** 5 at Savannah State, 12/21/16  
**Asst** 7 vs. Minnesota, 12/11/16  
**Min** 38, 2x, last vs. Mississippi State, 1/23/17

### Tyasha Harris

**Pts** 11 vs. Georgia, 1/12/17  
**FG** 5 at Savannah State, 12/21/16  
**FGA** 9 at Savannah State, 12/21/16  
**FG %** .600 (3-5), 3x, last vs. Alabama, 1/1/17  
**3FG** 3, 2x, last vs. Georgia, 1/12/17  
**3FGA** 7 vs. Georgia, 1/12/17  
**3FG %** .750 (3-4) vs. Minnesota, 12/11/16  
**FT** 6 at Texas, 12/1/16  
**FTA** 8 at Texas, 12/1/16  
**FT %** .750 (6-8) at Texas, 12/1/16  
**Reb** 5 at Savannah State, 12/21/16  
**Stl** 4 vs. Georgia, 1/12/17  
**Asst** 6, 3x, last vs. Alabama, 1/1/17  
**Min** 35 vs. Mississippi State, 1/23/17

### Mikiah Herbert Harrigan

**Pts** 13 vs. Maine, 11/21/16  
**FG** 5 vs. Maine, 11/21/16  
**FGA** 11 vs. Saint Peter's, 11/22/16  
**FG %** .625 (5-8) vs. Maine, 11/21/16  
**3FGA** 2 vs. Saint Peter's, 11/22/16  
**FT** 5 vs. Louisville, 11/27/16  
**FTA** 5, 2x, last vs. Louisville, 11/27/16  
**FT %** 1.000 (5-5) vs. Louisville, 11/27/16  
**Reb** 8 vs. Maine, 11/21/16  
**Off Reb** 4 vs. Hampton, 11/20/16  
**Def Reb** 6 vs. Maine, 11/21/16  
**Blk** 4 vs. Alabama, 1/1/17  
**Stl** 2 vs. Saint Peter's, 11/22/16  
**Asst** 2, 4x, vs. Minnesota, 12/11/16  
**Min** 25, 2x, last vs. Georgia, 1/12/17

### Victoria Patrick

**Pts** 4, 2x, last at Savannah State, 12/21/16  
**FG** 1, 6x, last at Auburn, 1/5/17  
**FGA** 5 vs. Hampton, 11/20/16  
**3FG** 1, 6x, last at Auburn, 1/5/17  
**3FGA** 4, 2x, last at Savannah State, 12/21/16  
**FT** 1, 3x, last vs. Alabama, 1/1/17  
**FTA** 3 at Savannah State, 12/21/16  
**Reb** 2, 3x, last vs. Alabama, 1/1/17  
**Off Reb** 1, 2x, last vs. Maine, 11/21/16  
**Stl** 2 vs. Saint Peter's, 11/22/16  
**Asst** 2 at Savannah State, 12/21/16  
**Min** 15, 2x, last at Savannah State, 12/21/16

### A'ja Wilson

**Pts** 31 at Texas, 12/1/16  
**FG** 12 at Texas, 12/1/16  
**FGA** 19, 2x, last vs. Texas A&M, 1/17/16  
**FG %** .875 (7-8) vs. Maine, 11/21/16  
**FT** 14 vs. Hampton, 11/20/16  
**FTA** 15 vs. LSU, 2/12/15  
**FT %** 1.000 (14-14) vs. Hampton, 11/20/16  
**Reb** 19 at Kentucky, 3/1/15  
**Off Reb** 7 at Alabama, 2/22/16  
**Def Reb** 14 at Kentucky, 3/1/15  
**Blk** 8, 2x, last vs. Texas A&M, 1/17/16  
**Stl** 4 vs. Syracuse, 3/25/16  
**Asst** 5 vs. Louisville, 11/27/16  
**Min** 39 at Texas A&M, 1/31/16

## The Last Time...

### Individual

#### Scored 50 Points

**South Carolina** 51, Jocelyn Penn vs. Stetson, 1/4/03  
**Opponent** Never

#### Scored 40 Points

**South Carolina** 51, Jocelyn Penn vs. Stetson, 1/4/03  
**Opponent** 46, Cornelia Gayden, LSU, 1/14/95

#### Scored 30 Points

**South Carolina** 31, A'ja Wilson, at Texas, 12/1/16  
**Opponent** 36, Kelsey Mitchell, Ohio State, 11/13/15

#### Grabbed 20 Rebounds

**South Carolina** 25, Kelsey Bone vs. Boston University, 12/28/09  
**Opponent** 22, Monique Billings, UCLA, 12/18/16

#### Grabbed 15 Rebounds

**South Carolina** 15, Alaina Coates vs. Ole Miss, 1/19/17  
**Opponent** 22, Monique Billings, UCLA, 12/18/16

#### Two Players with 20 or More Points

**South Carolina** Alaina Coates 24/Allisha Gray 21 at LSU, 1/15/17  
**Opponent** Kelsey Mitchell 36/Ameryst Alston 23, Ohio State, 11/13/15

#### Two Players with 10 or More Rebounds

**South Carolina** Alaina Coates 13 / A'ja Wilson 13 at Florida, 1/8/17  
**Opponent** Breanna Stewart 10/Gabby Williams 10, UConn, 2/8/16

#### Had 10 Assists

**South Carolina** 10, Tina Roy vs. Savannah State, 12/14/14  
**Opponent** 11, Marneshia Richard, Mississippi State, 1/21/07

#### Had Five Steals

**South Carolina** 5, Allisha Gray at Savannah State, 12/21/16  
**Opponent** 5, Leaonna Odom, at Duke, 12/4/16

#### Had Five Blocked Shots

**South Carolina** 5, A'ja Wilson at Ole Miss, 2/25/16  
**Opponent** 6, Kelsey Lang, at Texas, 12/1/16

#### Had a Double-Double

**South Carolina** Alaina Coates (15 pts/15 rebs) vs. Ole Miss, 1/19/17  
**Opponent** Caliya Robinson (14 pts/10 rebs) vs. Georgia, 1/12/17

#### Two Players had a Double-Double

**South Carolina** Alaina Coates (14 pts/13 rebs)/A'ja Wilson (23 pts/13 rebs) at Florida, 1/8/17  
**Opponent** Sheila Boykin (12 pts/12 rebs)/Danielle Ballard (16 pts/12 rebs), LSU, 2/12/15

#### Three Players had a Double-Double

**South Carolina** Ashley Bruner (16 pts/12 rebs)/Aleighsa Welch (16 pts/ 11 rebs)/Elem Ibiam (12 pts/10 rebs) vs. Kansas, 3/25/13  
**Opponent** Merlakia Jones (26 pts/10 rebs)/Takilya Davis (19 pts/13 rebs)/DeLisha Milton (14 pts/15 rebs), at Florida, 2/20/94

#### Had a Triple-Double

**South Carolina** Alaina Coates (29 pts/16 rebs/10 blks) vs. Winthrop, 12/13/15  
**Opponent** Never

### Team

#### Scored 100 Points

**South Carolina** 102 at Alabama, 1/8/15  
**Opponent** 103, Clemson, 11/21/03

#### Won by 30 or More Points

**South Carolina** 70-30 (40) at Savannah State, 12/21/16  
**Opponent** 66-34 (32), Georgia, 3/4/11

#### Shot 65% or Better from the Field

**South Carolina** .652 (45-69) vs. East Tennessee State, 12/19/00  
**Opponent** Never

#### Shot 60% or Better from the Field

**South Carolina** .612 (30-49) vs. Florida State, 3/29/15  
**Opponent** .604 (29-48), Vanderbilt, 1/18/01

#### Shot 50% or Better from the Field

**South Carolina** .569 (29-51) at LSU, 1/15/17  
**Opponent** .500 (30-60) at Duke, 12/4/16

#### No Players in Double-Figure Points

**South Carolina** at Auburn, 1/19/12  
**Opponent** Arkansas, 1/3/16

#### Five Players in Double-Figure Points

**South Carolina** vs. Louisville, 11/27/16  
**Opponent** Arkansas, 2/14/10

#### More Than Five Players in Double-Figure Points

**South Carolina** 6 vs. Syracuse, 3/22/15  
**Opponent** 6 at Georgia, 2/13/03

#### Faced AP Top-25 Opponent

**Win** 66-57 vs. No. 9 UCLA, 12/18/16  
**Loss** 72-80 vs. No. 14 Syracuse, 3/25/16

#### Faced AP Top-10 Opponent

**Win** 66-57 vs. No. 9 UCLA, 12/18/16  
**Loss** 87-62 at No. 2 UConn, 2/9/15

#### Faced AP Top-5 Opponent

**Win** 64-61 vs. No. 4 Mississippi State, 1/23/17  
**Loss** 87-62 at No. 2 UConn, 2/9/15

#### Faced AP No. 1 Team

**Win** Never  
**Loss** 54-66 vs. No. 1 UConn, 2/8/16

#### Overtime Game

**Win** 58-55 vs. Drexel, 11/28/12  
**Loss** 65-57 at Texas A&M, 1/16/14

#### Double-Overtime Game

**Win** 92-91 at Florida State, 2/4/91  
**Loss** 92-94 at Clemson, 11/19/09

#### South Carolina Was Ranked (AP Poll)

**No. 1** 2/9/15  
**Top 5** No. 5, 1/23/17  
**Top 10** No. 6, 12/26/16  
**Top 25** No. 13, 12/30/13

# South Carolina Single-Quarter Records

*Italics indicates set in 2016-17*

## TEAM

### Scoring

Most	Points
1. vs. <i>Saint Peter's</i> , 11/22/16, 1st qtr.	37
2. vs. Arkansas, 1/3/16, 2nd qtr.	35
3. vs. <i>Minnesota</i> , 12/11/16, 2nd qtr.	33
4. vs. <i>Hampton</i> , 11/20/16, 2nd qtr.	32
5. vs. Kentucky, 3/5/16, 4th qtr.	30
vs. Ohio State, 11/13/15, 1st qtr.	30

Fewest	Points
1. at Mississippi State, 1/24/16, 1st qtr.	7
2. vs. <i>Saint Peter's</i> , 11/22/16, 4th qtr.	8
vs. UConn, 2/8/16, 3rd qtr.	8
vs. UConn, 2/8/16, 1st qtr.	8
at Texas A&M, 1/31/16, 2nd qtr.	8
at Tennessee, 2/15/16, 1st qtr.	8
at Kentucky, 1/14/16, 1st qtr.	8

Fewest Allowed	Points
1. vs. <i>Saint Peter's</i> , 11/22/16, 4th qtr.	4
vs. <i>Hampton</i> , 11/20/16, 4th qtr.	4
vs. Georgia, 2/18/16, 2nd qtr.	4
4. vs. <i>Maine</i> , 11/21/16, 1st qtr.	5
vs. Auburn, 3/4/16, 2nd qtr.	5
at Ole Miss, 2/25/16, 2nd qtr.	5
at Auburn, 1/21/16, 2nd qtr.	5
vs. Missouri, 1/10/16, 1st qtr.	5

Most Allowed	Points
1. vs. Syracuse, 3/25/16, 4th qtr.	30
2. vs. Ohio State, 11/13/15, 1st qtr.	26
3. vs. Georgia, 2/18/16, 4th qtr.	24
vs. Missouri, 1/10/16, 4th qtr.	24
5. vs. <i>Georgia</i> , 1/12/17, 4th qtr.	23

### Margin of Difference

Lead	Score	Margin
1. vs. Arkansas, 1/3/16, 2nd qtr.	35-9	+26
2. vs. <i>Saint Peter's</i> , 11/22/16, 1st qtr.	37-12	+25
3. at <i>Auburn</i> , 1/5/17, 1st qtr.	29-6	+23
4. vs. Arkansas, 1/3/16, 3rd qtr.	29-7	+22
5. vs. Winthrop, 12/13/15, 1st qtr.	26-7	+19
at Clemson, 11/18/15, 3rd qtr.	27-8	+19

Deficit	Score	Margin
1. vs. Syracuse, 3/25/16, 4th qtr.	16-30	-14
2. vs. UConn, 2/8/16, 3rd qtr.	8-19	-11
at Texas A&M, 1/31/16, 2nd qtr.	8-19	-11
4. vs. <i>Georgia</i> , 1/12/17, 2nd qtr.	10-20	-10
5. vs. UConn, 2/8/16, 1st qtr.	8-17	-9

### Field Goals

Made	FGM
1. vs. <i>Saint Peter's</i> , 11/22/16, 1st qtr.	15
2. vs. Arkansas, 1/3/16, 2nd qtr.	14
3. vs. <i>Minnesota</i> , 12/11/16, 3rd qtr.	12
vs. <i>Minnesota</i> , 12/11/16, 2nd qtr.	12
vs. Ohio State, 11/13/15, 4th qtr.	12
vs. UNCG, 11/15/15, 3rd qtr.	12

Attempts	FGA
1. at <i>Auburn</i> , 1/5/17, 1st qtr.	22
2. vs. <i>Minnesota</i> , 12/11/16, 1st qtr.	21
vs. <i>Saint Peter's</i> , 11/22/16, 1st qtr.	21
vs. Kentucky, 3/5/16, 1st qtr.	21
vs. Ole Miss, 1/28/16, 1st qtr.	21
vs. Ohio State, 11/13/15, 4th qtr.	21

Highest Percentage	FGM-A	Pct
1. vs. Kentucky, 3/5/16, 4th qtr.	11-13	.846
2. vs. Hampton, 12/16/15, 3rd qtr.	8-10	.800
3. vs. LSU, 2/28/16, 2nd qtr.	7-9	.778
4. at Clemson, 11/18/15, 3rd qtr.	9-12	.750
5. vs. Arkansas, 1/3/16, 2nd qtr.	14-19	.737

Lowest Percentage	FGM-A	Pct
1. vs. <i>Georgia</i> , 1/12/17, 2nd qtr.	1-12	.083
2. vs. <i>UCLA</i> , 12/18/16, 1st qtr.	2-15	.133
3. vs. UConn, 2/8/16, 3rd qtr.	3-17	.176
4. vs. Georgia, 2/18/16, 1st qtr.	2-11	.182
at Mississippi State, 1/24/16, 1st qtr.	2-11	.182

Lowest %age Allowed	FGM-A	Pct
1. at <i>Florida</i> , 1/8/17, 2nd qtr.	1-14	.071
2. at <i>Auburn</i> , 1/5/17, 4th qtr.	1-12	.083
3. at Ole Miss, 2/25/16, 2nd qtr.	2-18	.111
vs. Missouri, 1/0/16, 1st qtr.	2-18	.111
5. vs. East Carolina, 12/20/15, 4th qtr.	2-17	.118

Highest %age Allowed	FGM-A	Pct
1. at <i>LSU</i> , 1/15/17, 2nd qtr.	9-12	.750
2. vs. <i>Mississippi St.</i> , 1/23/17, 2nd qtr.	9-13	.692
3. at Vanderbilt, 1/7/16, 2nd qtr.	8-13	.615
4. vs. <i>Georgia</i> , 1/12/17, 4th qtr.	9-15	.600
vs. Elon, 12/22/15, 3rd qtr.	6-10	.600
vs. Ole Miss, 1/28/16, 4th qtr.	9-15	.600

### Rebounding

Total	Rebs
1. at <i>Ohio state</i> , 11/14/16, 1st qtr.	20
2. vs. <i>Clemson</i> , 12/15/16, 2nd qtr.	18
vs. Kansas State, 3/20/16, 3rd qtr.	18
at Alabama, 2/22/16, 4th qtr.	18
5. at <i>Florida</i> , 1/18/17, 2nd qtr.	17
vs. <i>Clemson</i> , 12/15/16, 4th qtr.	17
vs. <i>Louisville</i> , 11/27/16, 3rd qtr.	17
vs. <i>Hampton</i> , 11/20/16, 4th qtr.	17
vs. Ohio State, 11/13/15, 3rd qtr.	17

Margin	Rebs	Margin
1. at Alabama, 2/22/16, 4th qtr.	18-3	+15
2. vs. <i>Clemson</i> , 12/15/16, 2nd qtr.	18-4	+14
3. vs. <i>Saint Peter's</i> , 11/22/16, 1st qtr.	16-3	+13
vs. Hampton, 12/16/15, 4th qtr.	15-2	+13
5. at <i>Ohio State</i> , 11/14/16, 1st qtr.	20-9	+11
vs. Kansas State, 3/20/16, 3rd qtr.	18-7	+11
vs. Hampton, 12/16/15, 2nd qtr.	16-5	+11

## INDIVIDUAL

### Scoring

Most	Points
1. <i>Kaela Davis</i> at Auburn, 1/5/17, 1st qtr.	19
2. Tina Roy vs. Arkansas, 1/3/16, 3rd qtr.	15
3. <i>Kaela Davis</i> vs. <i>Minnesota</i> , 12/11/16, 2nd qtr.	14
Tina Roy vs. Syracuse, 3/25/16, 2nd qtr.	14
5. <i>Allisha Gray</i> vs. <i>Mississippi St.</i> , 1/23/17, 3rd qtr.	12
<i>Alaina Coates</i> vs. <i>Hampton</i> , 11/20/16, 2nd qtr.	12
<i>Alaina Coates</i> vs. Kentucky, 2/4/16, 4th qtr.	12
A'ja Wilson, vs. Duke, 12/6/15, 3rd qtr.	12
A'ja Wilson vs. Ohio State, 11/13/15, 4th qtr.	12

### Rebounding

Most	Rebs
1. <i>Alaina Coates</i> vs. <i>Georgia</i> , 1/12/17, 1st qtr.	8
<i>A'ja Wilson</i> at <i>Florida</i> , 1/8/17, 2nd qtr.	8
<i>A'ja Wilson</i> vs. <i>UCLA</i> , 12/18/16, 4th qtr.	8
<i>Alaina Coates</i> vs. <i>Louisville</i> , 11/27/16, 3rd qtr.	8
<i>Alaina Coates</i> vs. <i>Hampton</i> , 11/20/16, 3rd qtr.	8
<i>Alaina Coates</i> vs. Ole Miss, 1/28/16, 2nd qtr.	8

# Staley Era Team Records

*Italics indicates set in 2016-17*

## Scoring

<b>Most</b>	<b>Points</b>
1. vs. Savannah State, 12/14/14	111
2. at Alabama, 1/8/15	102
3. vs. Clemson, 11/20/14	99
vs. Ole Miss, 1/30/14	99
vs. Charleston Southern, 11/9/13	99

<b>Fewest</b>	<b>Points</b>
1. at Stanford, 11/26/10	32
2. vs. Georgia, 3/4/11	34
3. vs. Mississippi State, 3/5/09	39
4. at Georgia, 1/13/13	40
5. at Mississippi State, 2/26/09	41

<b>Fewest Allowed</b>	<b>Points</b>
1. vs. South Carolina State, 12/14/11	21
2. vs. Presbyterian, 11/27/11	24
3. vs. NC Central, 12/1/14	26
vs. SC State, 12/22/13	26
5. vs. NC Central, 12/2/13	27

<b>Most Allowed</b>	<b>Points</b>
1. at Clemson, 11/19/09	94
2. vs. North Carolina, 12/20/09	93
3. at Connecticut, 2/9/15	87
4. vs. Xavier, 11/12/10	84
5. at Tennessee, 2/17/11	82
at Florida, 2/22/09	82

## Margin of Outcome

<b>Victory</b>	<b>Score</b>	<b>Margin</b>
1. vs. Charleston Southern, 11/8/13	99-29	+70
2. vs. NC Central, 12/1/14	90-26	+64
3. vs. Savannah State, 12/14/14	111-49	+62
4. vs. Clemson, 11/20/14	99-41	+58
5. vs. <i>Saint Peter's</i> , 11/22/16	93-38	+55

<b>Defeat</b>	<b>Score</b>	<b>Margin</b>
1. at Stanford, 11/26/10	32-70	-38
2. vs. Georgia, 3/4/11	34-66	-32
3. vs. Stanford, 12/19/08	47-78	-31
4. at Penn State, 11/21/10	48-78	-30
5. vs. Connecticut, 12/28/08	48-77	-29

## Field Goals

<b>Made</b>	<b>FGM</b>
1. vs. Charleston Southern, 11/8/13	39
2. vs. <i>Minnesota</i> , 12/11/16	38
vs. Savannah State, 12/14/14	38
vs. Clemson, 11/20/14	38
5. vs. <i>Saint Peter's</i> , 11/22/16	37
vs. Kentucky, 3/5/16	37
at Alabama, 1/8/15	37
vs. Central Michigan, 12/20/14	37

<b>Attempts</b>	<b>FGA</b>
1. vs. Penn State, 11/20/11	76
2. at Clemson, 11/19/09	74
3. vs. Tennessee, 1/20/11	73
4. vs. <i>Minnesota</i> , 12/11/16	72
vs. Central Michigan, 12/20/14	72
vs. Clemson, 11/20/14	72
vs. Kansas, 3/25/13	72

<b>Highest Percentage</b> (Min. 40 FGA)	<b>FGM-A</b>	<b>Pct</b>
1. vs. Savannah State, 3/20/15	34-53	.642
2. at Alabama, 1/8/15	37-58	.638
3. vs. Florida State, 3/29/15	30-49	.612
4. vs. Charleston Southern, 11/14/13	39-64	.609
5. vs. Ole Miss, 1/30/14	31-51	.608

<b>Lowest Percentage</b> (Min. 40 FGA)	<b>FGM-A</b>	<b>Pct</b>
1. at Stanford, 11/26/10	12-55	.218
2. vs. Georgia, 3/4/11	12-52	.231
3. at Florida, 1/20/13	15-64	.234
4. at Kentucky, 2/5/09	13-55	.236
5. at Georgia, 1/2/11	13-54	.241

<b>Lowest %age Allowed</b> (Min. 40 FGA)	<b>FGM-A</b>	<b>Pct</b>
1. vs. South Carolina State, 12/14/11	6-48	.125
2. vs. NC Central, 12/2/13	8-50	.160
3. vs. Charleston Southern, 11/8/13	10-54	.185
4. vs. Arkansas, 3/6/15	11-57	.193
vs. Hampton, 11/22/12	11-57	.193

<b>Highest %age Allowed</b> (Min. 40 FGA)	<b>FGM-A</b>	<b>Pct</b>
1. vs. Connecticut, 12/28/08	35-62	.565
vs. Florida, 1/9/11	26-46	.565
3. vs. Xavier, 11/12/10	34-61	.557
4. at Connecticut, 2/9/15	31-56	.554
5. at Kentucky, 1/13/11	30-55	.545

## 3-Point Field Goals

<b>Made</b>	<b>3FGM</b>
1. vs. <i>Minnesota</i> , 12/11/16	16
2. at Auburn, 1/5/17	14
3. vs. Kentucky, 3/5/16	12
4. vs. Arkansas, 1/3/16	11
at Alabama, 1/8/15	11

<b>Attempts</b>	<b>3FGA</b>
1. vs. <i>Minnesota</i> , 12/11/16	33
2. vs. Syracuse, 3/25/16	32
3. vs. Penn State, 11/20/11	29
4. at Auburn, 1/5/17	28
vs. College of Charleston, 11/14/13	28
vs. North Carolina, 12/19/10	28

<b>Percentage</b> (Min. 5 3FGA)	<b>3FGM-A</b>	<b>Pct</b>
1. vs. Oregon State, 3/25/14	4-6	.667
vs. Ole Miss, 1/30/14	4-6	.667
vs. Savannah State, 12/28/13	4-6	.667
vs. Western Carolina, 12/29/12	6-9	.667
at Alabama, 1/10/10	8-12	.667
vs. Charlotte, 12/21/08	8-12	.667

## Free Throws

<b>Made</b>	<b>FTM</b>
1. vs. Savannah State, 12/14/14	34
vs. Oregon State, 3/25/14	34
3. vs. Missouri, 1/10/16	32
vs. Ole Miss, 1/30/14	32
at Mississippi State, 1/6/12	32

<b>Attempts</b>	<b>FTA</b>
1. at Mississippi State, 1/6/13	50
2. vs. Savannah State, 12/28/13	48
3. vs. Savannah State, 12/14/14	47
4. vs. Missouri, 2/2/14	46
5. vs. Seton Hall, 11/17/13	44
vs. South Carolina State, 12/21/12	44

<b>Percentage</b> (Min. 10 FTA)	<b>FTM-A</b>	<b>Pct</b>
1. vs. Alabama, 1/19/14	10-11	.909
2. vs. Auburn, 1/2/09	23-26	.885
3. at UCLA, 11/22/15	14-16	.875
vs. San Diego State, 11/28/09	14-16	.875
5. at Mississippi State, 2/6/14	20-23	.870

## Rebounding

<b>Total</b>	<b>Rebs</b>
1. vs. College of Charleston, 11/14/13	62
2. at Florida, 1/20/13	59
3. at Alabama, 2/22/16	58
4. vs. Hampton, 11/22/12	57
5. vs. Savannah State, 12/14/14	56

<b>Margin</b>	<b>Rebs</b>	<b>Margin</b>
1. vs. Savannah State, 12/14/14	56-21	+35
2. vs. Hampton, 12/16/15	52-19	+33
3. at Alabama, 2/7/13	53-24	+29
4. at Alabama, 2/22/16	58-31	+28
vs. Hampton, 12/17/14	48-21	+27

<b>Offensive</b>	<b>Off. Rebs</b>
1. vs. Elon, 11/9/12	29
2. vs. College of Charleston, 11/23/11	27
3. vs. Kansas, 3/25/13	26
at Florida, 1/20/13	26
5. vs. Savannah State, 11/15/12	25
vs. Penn State, 11/20/11	25
at Penn State, 11/21/10	25

## Turnovers

<b>Fewest</b>	<b>TOs</b>
1. at Tennessee, 2/2/12	4
2. vs. CSU Bakersfield, 11/28/15	5
at Clemson, 11/18/15	5
vs. Syracuse, 11/28/14	5
vs. Tennessee, 2/23/15	5
at Missouri, 2/28/13	5
vs. Georgia, 3/2/12	5
vs. Ole Miss, 3/3/11	5

<b>Most</b>	<b>TOs</b>
1. at Wake Forest, 12/3/08	32
2. at Ole Miss, 2/25/16	29
vs. Hampton, 11/22/12	29
vs. Kentucky, 1/15/12	29
4. at Kentucky, 1/13/11	28

## Assists

1. vs. <i>Minnesota</i> , 12/11/16	29
2. vs. NC Central, 12/1/14	26
3. vs. Winthrop, 12/13/15	25
vs. UNCG, 11/15/15	25
vs. San Diego State, 11/23/14	25
vs. Clemson, 11/20/14	25
vs. Alabama, 1/19/14	25
vs. Charleston Southern, 11/8/13	25

## Steals

1. vs. NC Central, 12/1/14	21
vs. Furman, 12/11/11	21
3. vs. San Diego State, 11/23/14	18
4. vs. <i>Saint Peter's</i> , 11/22/16	17
vs. Charleston Southern, 11/8/13	17

## Blocked Shots

1. vs. Winthrop, 12/13/15	16
2. vs. Arkansas, 3/6/15	15
3. at Mississippi State, 2/6/14	14
vs. Kentucky, 1/9/14	14
5. at Kentucky, 3/1/15	12
vs. Charleston Southern, 11/8/13	12





# Dawn Staley

## Head Coach

### 9th Season at South Carolina Virginia, 1992

When three-time Olympic gold medalist Dawn Staley took the reins of the University of South Carolina women's basketball program on May 10, 2008, the Gamecocks' stature immediately rose not just in the Southeastern Conference but on the national stage as well. Building on a foundation of hard work, defensive effort and a "team first" mentality, South Carolina began to realize those expectations in 2011-12, and the program has continued to thrive as one of seven in the nation to be ranked in every Associated Press Top 25 poll since the start of the 2013-14 season. The Gamecocks boast five straight 25-win seasons, which include three SEC regular-season championships (2014, 2015, 2016), two SEC Tournament titles (2015, 2016), an NCAA Final Four appearance (2015) and three other Sweet 16 seasons (2012, 2014, 2016), the program's first ever No. 1 national ranking and a school-record 34 wins in 2014-15. Staley's success has united every demographic in the state of South Carolina as the Gamecocks' fan base tripled over a span of three seasons, and twice led the nation in home attendance (2014-15, 2015-16).

While her coaching career is blossoming, Staley is still recognized for her body of work as a one of the most decorated participants in United States women's basketball history. The Naismith Memorial Basketball Hall of Fame solidified her legacy with her enshrinement as part of the Class of 2013. The Phoenix Club of Philadelphia established the Dawn Staley Award recognizing the nation's top guard in women's Division I basketball in 2013 as well. Staley was inducted into the Women's Basketball Hall of Fame as part of the Class of 2012 and was one of the final nominees for induction to the U.S. Olympic Hall of Fame the same year. In the summer of 2011, the WNBA recognized her as one of the league's "Top 15," honoring the most influential players in the league's history.

Now in her 17th season as a head coach, Staley has amassed a 377-157 (.706) record, including her 205-77 (.727) slate in her ninth season at South Carolina. She has led her teams to seven 25-win seasons, a total of 13 postseason appearances (two WNIT) and 63 weeks in the Associated Press top 10, including 12 in the No. 1 spot. Also a force in USA Basketball, she has been the head coach of three gold medal teams – 2015 FIBA U19 World Championships, 2014 FIBA U18 Americas Championship, 2007 Pan Am Games – and served as an assistant on the Senior National Team 2006-08 and again from 2014 to present, helping the team to gold medals in the 2014 FIBA World Championship and the 2008 and 2016 Olympic Games.

In her ninth season at the helm of the Gamecocks, Staley has been named National Coach of the Year (2014, Basketball Times), a Naismith National Coach of the Year Finalist (2014, 2015, 2016), SEC Coach of the Year (2014, Coaches and AP; 2015, Coaches; 2016, Coaches and AP) and BCA Female Coach of the Year (2012). She became the fastest coach to 200 wins in program history, needing just 277 games at South Carolina to reach the plateau.

Under Staley's leadership, four Gamecocks have collected eight All-America selections, two have picked up three SEC Player of the Year honors, two have earned SEC Defensive Player of the Year recognition, one has been the SEC 6th Player of the Year and three were named SEC Freshman of the Year. She has coached 10 Gamecocks who earned All-SEC honors a combined 19 times, including nine first-team selections, and two Gamecocks have been selected in the WNBA Draft in the last two seasons, including 2016 selection Tiffany Mitchell who became the third first-round selection for South Carolina.

### Coaching Highlights

#### College

- 11 NCAA Tournament Appearances (5 at South Carolina)
- 11 20-Win Seasons (5 at South Carolina)
- 4 Regular-Season Conference Titles (SEC 2014, 2015, 2016; A-10 2008)
- 6 Conference Tournament Titles (SEC 2015, 2016; A-10 2002, 2004, 2005, 2006)
- 3-time Naismith National Coach of the Year Finalist (2014, 2015, 2016)
- Basketball Times National Coach of the Year (2014)
- 4-time WBCA Region Coach of the Year (Region 3 2014, 2015, 2016; Region 1 2005)
- Five-time Conference Coach of the Year (SEC 2014, 2015, 2016; A-10 2004, 2005)

#### USA Basketball

- Senior National Team Asst. Coach (2006-08, 2014-16) – Rio Olympics gold medal (2016), FIBA World Championship gold medal (2014), Beijing Olympics gold medal (2008), FIBA Americas Championship gold medal (2007), FIBA World Championship bronze medal (2006)
- U19 National Team Head Coach – FIBA U19 World Championship gold medal (2015)
- U18 National Team Head Coach – FIBA U18 Americas Championship gold medal (2014)
- Pan Am Games Head Coach – Gold medal (2007)

### Playing Highlights

#### U.S. Professional – 11 seasons

- Five-time WNBA All-Star (2001, 2002, 2003, 2005, 2006)
- Two-time ABL All-Star (1997, 1998)
- WNBA All-Decade Team

#### USA Basketball

- Olympic gold medalist (1996, 2000, 2004)
- Flag bearer for U.S. in Olympic Games Opening Ceremony (2004)
- Two-time USA Basketball Female Athlete of the Year (1994, 2004)

#### College – Virginia (1989-92)

- Kodak All-America (1990, 1991, 1992)
- Honda-Broderick Cup Award for Collegiate Female Athlete of the Year (1991)
- Two-time ACC Player of the Year (1991, 1992)
- NCAA Tournament MOP (1991)

### Other Notables

- Naismith Memorial Basketball Hall of Fame, Class of 2013
- Order of the Palmetto Recipient (2013)
- Women's Basketball Hall of Fame, Class of 2012

### Year-by-Year Coaching Record

Year	School	Record	Conf. Rec.	Conf. Finish	Postseason
2000-01	Temple	19-11	11-5	2nd East	WNIT
2001-02	Temple	20-11	12-4	2nd East	A-10 Tourn. Champ./NCAA 1st Round
2002-03	Temple	14-15	9-7	2nd East	
2003-04	Temple	21-10	14-2	1st East	A-10 Tourn. Champ./NCAA 1st Round
2004-05	Temple	28-4	16-0	1st East*	A-10 Tourn. Champ./NCAA 2nd Round
2005-06	Temple	24-8	12-4	3rd	A-10 Tourn. Champ./NCAA 1st Round
2006-07	Temple	25-8	13-1	2nd	NCAA 2nd Round
2007-08	Temple	21-13	12-2	T-1st	NCAA 1st Round
2008-09	South Carolina	10-18	2-12	11th	
2009-10	South Carolina	14-15	7-9	T-7th	
2010-11	South Carolina	18-15	8-8	T-5th	WNIT 2nd Round
2011-12	South Carolina	25-10	10-6	T-4th	NCAA Sweet 16
2012-13	South Carolina	25-8	11-5	T-4th	NCAA 2nd Round
2013-14	South Carolina	29-5	14-2	1st	NCAA Sweet 16
2014-15	South Carolina	34-3	15-1	T-1st	SEC Tourn. Champ./NCAA Final Four
2015-16	South Carolina	33-2	16-0	1st	SEC Tourn. Champ./NCAA Sweet 16
2016-17	South Carolina	17-1	7-0		
<b>Career</b>	<b>17th season</b>	<b>377-157</b>	<b>189-68</b>		
<b>At SC</b>	<b>9th season</b>	<b>205-77</b>	<b>90-43</b>		



# ARAION BRADSHAW

# #12

**5-6 • Fr. • G • Boston, Mass. • Tabor Academy**  
**Major: Civil Engineering**

### This Season's Highlights

- Played in 12 games, including four SEC contests
- Matched her season high with 15 minutes at Savannah State (Dec. 21)

### Prior to South Carolina

- Ranked as the No. 32 recruit overall and No. 10 guard in the Class of 2016
- Helped high school to back-to-back finals in the NEPSAC Class A Tournament
- Earned NEPSAC Class A East All-Star honors as a senior

### Career Highs

**Pts** ..... 3, 3x, last at LSU, 1/15/17  
**Rebs** ..... 3 vs. Alabama, 1/1/17  
**3FGs** ..... 1, 2x, last vs. Minnesota, 12/11/16  
**Stls** ..... 2 vs. Hampton, 11/20/16  
**Assts** ..... 2, 2x, last vs. Alabama, 1/1/17  
**Min.** 15, 2x, last at Savannah St., 12/21/16

### SEC Career Highs

**Pts** ..... 3 at LSU, 1/15/17  
**Rebs** ..... 3 vs. Alabama, 1/1/17  
**3FGs** ..... 1 at LSU, 1/15/17  
**Stls** ..... 1 vs. Ole Miss, 1/19/17  
**Assts** ..... 2 vs. Alabama, 1/1/17  
**Min.** ..... 6 vs. Alabama, 1/1/17

### 2016-17 Game-by-Game Stats

Opponent	Date	GS	MIN	FG-A	3FG-A	FT-A	Reb	A	TO	B	S	TP
at Ohio State	11/14	1	0-0	0-0	0-0	0	0	0	0	0	0	0
Hampton	11/20	10	0-0	0-0	0-0	1	1	0	0	2	0	0
Maine	11/21	9	0-1	0-0	0-0	0	1	1	0	0	0	0
Saint Peter's	11/22	15	1-1	1-1	0-0	0	1	1	0	0	0	3
vs. Louisville	11/27	4	0-1	0-0	0-0	0	0	0	0	0	0	0
at Texas	12/1											
at Duke	12/4											
Minnesota	12/11	12	1-3	1-2	0-0	2	2	2	0	1	3	3
Clemson	12/15	9	0-0	0-0	0-0	1	1	0	0	0	0	0
UCLA	12/18											
at Sav. State	12/21	15	1-4	0-2	0-0	1	1	0	0	1	2	2
Alabama	1/1	6	0-2	0-1	1-2	3	2	1	0	0	1	1
at Auburn	1/5											
at Florida	1/8	3	0-0	0-0	0-0	0	0	0	0	0	0	0
Georgia	1/12											
at LSU	1/15	4	1-1	1-1	0-0	1	0	2	0	0	3	3
Ole Miss	1/19	2	0-0	0-0	2-2	0	0	0	0	1	2	2
Miss. State	1/23											

### Career Stats at South Carolina

Year	GP	GS	Min	Avg	FG	FGA	Pct	3FG	FGA	Pct	FT	FTA	Pct	Off	Def	Tot	Avg	PF	FO	A	TO	Blk	Stl	Pts	Avg
2016-17	12	0	90	7.5	4	13	.308	3	7	.429	3	4	.750	3	6	9	0.8	12	0	9	7	0	5	14	1.2



# DONIYAH CLINEY

# #4

**6-0 • So. • G • Newark, N.J. • Shabazz**  
**Major: Sociology**

## This Season's Highlights

- Played in every game with one start
- Led team in rebounding twice – Saint Peter's, at Savannah St.
- Picked up two of her three steals in final minute of the first quarter at LSU (Jan. 15) to help Gamecocks to nine-point lead
- Dished out three of her career-best six assists at Auburn (Jan. 5) in the fourth quarter
- Slowed down #9/9 UCLA's backcourt attack (Dec. 18) and netted the final four points of the second quarter to even the score and give the Gamecocks momentum heading into halftime
- Made an impact on the glass against Clemson (Dec. 15), grabbing a career-best nine boards, including three offensive ... netted a season-high seven points and came up with a steal and layup in transition to cap a pivotal 12-2 Gamecock run in the third quarter that put Carolina in control
- Was solid defensively in 20 minutes off the bench against #4/4 Louisville (Nov. 27)
- Tied for team lead in rebounds with eight against Saint Peter's (Nov. 22)

## Career Summary

- Posted first career double-digit scoring game in first career start against #16/19 Florida (Feb. 11)
- Made her South Carolina debut at Vanderbilt (Jan. 7) after missing early season with hand injury

## Miscellaneous

	Season	Career
<b>10+ Points</b>	0	1
<b>Tm-High Rebs</b>	2	2
<b>Tm-High Assists</b>	1	1

## Career Highs

<b>Pts</b> .....	10 vs. Florida, 2/11/16
<b>Rebs</b> .....	9 vs. Clemson, 12/15/16
<b>3FGs</b> .....	1, 6x, last at Auburn, 1/5/17
<b>Sdls</b> .....	3, 2x, last at LSU, 1/15/17
<b>Assts</b> .....	6 at Auburn, 1/5/17
<b>Min</b> .....	30 vs. Minnesota, 12/11/16

## Season Highs

<b>Pts</b> .....	7 vs. Clemson, 12/15
<b>Rebs</b> .....	9 vs. Clemson, 12/15
<b>3FGs</b> .....	1, 2x, last at Auburn, 1/5
<b>Sdls</b> .....	3 at LSU, 1/15
<b>Assts</b> .....	6 at Auburn, 1/5
<b>Min</b> .....	30 vs. Minnesota, 12/11

## SEC Career Highs

<b>Pts</b> .....	10 vs. Florida, 2/11/16
<b>Rebs</b> .....	5 vs. Alabama, 1/1/17
<b>3FGs</b> .....	1, 4x, last at Auburn, 1/5/17
<b>Sdls</b> .....	3, 2x, last at LSU, 1/15/17
<b>Assts</b> .....	6 at Auburn, 1/5/17
<b>Min</b> .....	26 vs. Kentucky, 2/4/16

## 2016-17 Game-by-Game Stats

Opponent	Date	GS	MIN	FG-A	3FG-A	FT-A	Reb	A	TO	B	S	TP
at Ohio State	11/14		13	0-2	0-0	0-0	1	0	0	0	0	0
Hampton	11/20		17	1-2	0-0	0-0	1	0	2	0	2	2
Maine	11/21		22	1-2	0-1	2-2	4	4	1	0	2	4
Saint Peter's	11/22		20	1-2	1-1	0-0	8	1	1	0	2	3
vs. Louisville	11/27		20	0-1	0-1	3-6	4	0	3	0	0	3
at Texas	12/1		4	0-0	0-0	0-0	0	0	0	0	0	0
at Duke	12/4		2	0-0	0-0	0-0	0	0	1	0	0	0
Minnesota	12/11	*	30	3-5	0-1	0-0	8	3	0	1	0	6
Clemson	12/15		19	2-4	0-0	3-5	9	1	1	0	1	7
UCLA	12/18		29	1-4	0-1	4-6	4	0	0	0	1	6
at Sav. State	12/21		21	1-2	0-0	1-2	7	0	2	0	1	3
Alabama	1/1		20	0-1	0-0	1-2	5	1	1	0	1	1
at Auburn	1/5		21	1-1	1-1	0-0	1	6	1	0	0	3
at Florida	1/8		15	0-1	0-1	1-2	1	0	1	0	1	1
Georgia	1/12		21	0-3	0-1	0-0	4	1	1	0	1	0
at LSU	1/15		23	1-3	0-1	1-2	1	0	1	0	3	3
Ole Miss	1/19		20	2-6	0-2	0-2	2	1	1	0	2	4
Miss. State	1/23		7	0-0	0-0	1-2	0	0	0	0	0	1

## Career Stats at South Carolina

Year	GP	GS	Min	Avg	FG	FGA	Pct	3FG	FGA	Pct	FT	FTA	Pct	Off	Def	Tot	Avg	PF	FO	A	TO	Blk	Stl	Pts	Avg
2014-15	— Did Not Play —																								
2015-16	20	3	219	11.0	20	47	.426	4	13	.308	18	27	.667	5	11	16	0.8	24	0	14	21	1	10	62	3.1
2016-17	18	1	324	18.0	14	39	.359	2	11	.182	17	31	.548	23	37	60	3.3	25	0	18	17	1	17	47	2.6
<b>Career</b>	<b>38</b>	<b>4</b>	<b>543</b>	<b>14.3</b>	<b>34</b>	<b>86</b>	<b>.395</b>	<b>6</b>	<b>24</b>	<b>.250</b>	<b>35</b>	<b>58</b>	<b>.603</b>	<b>28</b>	<b>48</b>	<b>76</b>	<b>2.0</b>	<b>49</b>	<b>0</b>	<b>32</b>	<b>38</b>	<b>2</b>	<b>27</b>	<b>109</b>	<b>2.9</b>



# ALAINA COATES

# #41

**6-4 • Sr. • C • Irmo, S.C. • Dutch Fork**  
**Major: Sociology**

## Career Highlights

Rated No. 9 player in the nation by espnW (2016-17)  
Wooden and USBWA Drysdale Midseason Watch Lists  
Naismith Trophy Top 50 Preseason Watch List (2016-17)  
Wade Watch List (2016-17)  
Preseason All-America Second Team (espnW, Lindy's, Sporting News)  
Preseason All-SEC First Team (Media, Coaches)  
All-SEC First Team (2016 Coaches, AP)  
Naismith Midseason Watch List (2015-16)  
2016 NCAA Sioux Falls All-Regional Team

SEC All-Defensive Team (2016)  
All-SEC 2nd Team (Coaches - 2014, 2015; AP - 2015)  
2015 NCAA Greensboro Region MOP  
2015 SEC All-Tournament Team  
SEC Co-6th Player of the Year (2014 Coaches)  
SEC Freshman of the Year (2014 Coaches, AP)  
Freshman All-America First Team (2013-14 Full Court)  
SEC All-Freshman Team (2014)  
2015 Pan American Games, silver medal (USA)

## Miscellaneous

	Season	Career
Triple-Double	0	1
Double-Double	12	54
20+ Points	3	15
10+ Points	13	85
10+ Rebounds	13	62
5+ Blocks	0	4
Tm-High Points	6	25
Tm-High Rebs.	14	72

## This Season's Highlights

- Selected to be a team captain this season
- Three-time SEC Player of the Week (11/15-21, 11/22-28, 12/13-19); USBWA National Player of the Week (12-13/19)
- Tops the SEC and is fourth in the nation in field goal percentage ... is 13th nationally and second in the conference in rebounds ... comes in 17th in the SEC in scoring
- Leads the league with 11.3 rebounds in conference play and also ranks in the top 10 in field goal percentage (3rd) and blocks per game (7th) ... averaging a double-double in SEC play - 14.0 ppg, 11.3 rpg
- Converted a key layup to put Carolina ahead by three with 25 seconds to play against #4/4 Mississippi State (Jan. 23)
- Had six points and six rebounds in eight first-quarter minutes against Ole Miss (Jan. 19), scoring another six points during a 13-3 Gamecock run that ended the second quarter with a double-digit Gamecock lead
- Netted 18 of her game-high 24 points in the first half at LSU (Jan. 15), going 8-of-11 from the line
- Showed great effort on the glass in the opening 10 minutes against Georgia (Jan. 12) with eight rebounds, which tied for the most in one quarter by a Gamecock in program history ... scored 10 of her 12 points in the first half
- Notched 50th career double-double in SEC opener against Alabama (Jan. 1), nearly hitting the mark by halftime after posting nine points and five boards in the first quarter
- Scored 11 of her game-high 20 points against #9/9 UCLA (Dec. 18) in the third quarter to fuel Carolina's game-changing 24-5 run that turned a first-half deficit into a double-digit lead late in the period
- Imposed her will in all aspects against Clemson (Dec. 15) – points, rebounds, assists, blocks – moving into second on South Carolina's all-time rebounding list with the last of her 10 boards
- Controlled the glass down the stretch against #14/15 Texas (Dec. 1) with seven second-half boards, the sixth of which gave her 1,000 for her career

## 2016-17 Game-by-Game Stats

Opponent	Date	GS	MIN	FG-A	3FG-A	FTA	Reb	A	TO	B	S	TP
at Ohio State	11/14	*	31	4-7	0-0	2-4	13	3	2	1	0	10
Hampton	11/20	*	24	12-16	0-0	4-7	16	1	0	2	1	28
Maine	11/21	*	22	6-7	0-0	0-1	14	0	0	1	1	12
Saint Peter's	11/22	*	19	8-9	0-0	0-2	7	2	0	1	1	16
vs. Louisville	11/27	*	31	5-9	0-0	7-9	14	1	3	1	4	17
at Texas	12/1	*	22	0-2	0-0	6-8	7	0	0	2	0	6
at Duke	12/4	*	37	3-7	0-0	2-2	5	2	2	2	1	8
Minnesota	12/11	*	25	7-8	0-0	2-3	11	2	3	4	1	16
Clemson	12/15	*	30	8-10	0-0	3-4	10	3	2	4	2	19
UCLA	12/18	*	24	5-10	0-0	10-13	14	0	1	1	0	20
at Sav. State	12/21	*	21	3-5	0-0	3-4	7	2	1	0	0	9
Alabama	1/1	*	23	8-10	0-0	3-4	11	1	1	2	3	19
at Auburn	1/5	*	30	2-2	0-0	1-2	6	0	1	2	1	5
at Florida	1/8	*	32	6-10	0-0	2-4	13	2	3	2	1	14
Georgia	1/12	*	30	4-7	0-0	4-6	11	1	0	0	2	12
at LSU	1/15	*	30	8-10	0-0	8-11	11	2	2	1	2	24
Ole Miss	1/19	*	30	6-10	0-0	3-4	15	2	1	1	3	15
Miss State	1/23	*	31	3-5	0-0	3-4	12	3	2	1	0	9

- Matched a career high with four steals against #4/4 Louisville (Nov. 27), including one that led to a pivotal 3-point play for Carolina at the end of the first half

## Career Highs

Pts	29 vs. Winthrop, 12/13/15
Rebs	18 at Alabama, 2/22/16
Blks	10 vs. Winthrop, 12/13/15
Stls	4, 2x, last vs. Louisville, 11/27/16
Assts	6 at Texas A&M, 1/31/16
Min	38 at Texas A&M, 1/31/16

## Season Highs

Pts	28 vs. Hampton, 11/20
Rebs	16 vs. Hampton, 11/20
Blks	4, 2x, last vs. Clemson, 12/15
Stls	4 vs. Louisville, 11/27
Assts	3, 3x, last vs. Miss. State, 1/23
Min	37 at Duke, 12/4

## SEC Career Highs

Pts	27 vs. Kentucky, 2/4/16
Rebs	18 at Alabama, 2/22/16
Blks	5, 3x, last vs. Alabama, 1/29/15
Stls	4 at Tennessee, 2/15/16
Assts	6 at Texas A&M, 1/31/16
Min	38 at Texas A&M, 1/31/16

## Career Summary

- Is third Gamecock all-time to amass 1,000 career points and 1,000 career rebounds and now stands second in program history in career boards
- Is just fourth Gamecock all-time to accrue 1,500 career points playing every season in the SEC, 12th overall
- Ranks second in school history in career rebounds, double-doubles and blocks
- Ranks first among active NCAA Division I players in career rebounds (1,127) and double-doubles (54), ranking fourth in career field goal percentage (.618)
- Holds career school records for defensive rebounds, rebounds in SEC play and double-doubles in SEC games

## Career Stats at South Carolina

Year	GP	GS	Min	Avg	FG	FGA	Pct	3FG	FGA	Pct	FT	FTA	Pct	Off	Def	Tot	Avg	PF	FO	A	TO	Blk	Stl	Pts	Avg
2013-14	34	1	668	19.6	148	242	.612	0	0	—	121	185	.654	82	203	285	8.4	83	1	11	57	73	17	417	12.3
2014-15	36	5	760	21.1	141	251	.562	0	0	—	117	168	.696	99	186	285	7.9	62	0	28	50	53	19	399	11.1
2015-16	35	33	937	26.8	168	261	.644	0	0	—	89	159	.560	107	253	360	10.3	87	0	33	53	45	43	425	12.1
2016-17	18	18	492	27.3	98	144	.681	0	0	—	63	92	.685	63	134	197	10.9	37	0	27	24	28	23	259	14.4
<b>Career</b>	<b>123</b>	<b>57</b>	<b>2857</b>	<b>23.2</b>	<b>555</b>	<b>898</b>	<b>.618</b>	<b>0</b>	<b>0</b>	<b>—</b>	<b>390</b>	<b>604</b>	<b>.646</b>	<b>351</b>	<b>776</b>	<b>1127</b>	<b>9.2</b>	<b>269</b>	<b>1</b>	<b>99</b>	<b>184</b>	<b>199</b>	<b>102</b>	<b>1500</b>	<b>12.2</b>



# BIANCA CUEVAS-MOORE

# #1

**5-6 • Jr. • Guard • Bronx, N.Y. • Nazareth Regional  
Major: Criminal Justice**

## This Season's Highlights

- Started 11 of 18 games
- Tied for fourth in the SEC in 3-pointers per game (1.9) in league play
- Has knocked down multiple 3-pointers in four of seven SEC contests
- Connected on first three shots at LSU (Jan. 15) for team-high nine first-quarter points en route to 17 points to finish in double figures for the third time in league action
- Netted 17 of her career-high 25 points in the second half against Georgia (Jan. 12), including eight in a back-and-forth final period ... applied good defensive pressure on the perimeter to disrupt the Lady Bulldogs' offense
- Posted her best offensive showing of the season at Auburn (Jan. 5), knocking down at least one 3 in each quarter to for a career-high five en route to a season-high 19 points
- Hit 3 early in third quarter against Clemson (Dec. 15) to spark a 13-4 run that put the Gamecocks firmly in control
- Scored four of her nine points at Duke (Dec. 4) on transition layups during a 12-0 first-quarter run
- Matched her career high with five steals against Saint Peter's (Nov. 22) in just 16 minutes

## Career Summary

- Has played in all but one game in her career
- Led team in assists three times in 2015-16
- Tied for school record with 37 games played in 2014-15

## Miscellaneous

	Season	Career
<b>20+ Points</b>	1	3
<b>10+ Points</b>	4	20
<b>5+ Assists</b>	2	8
<b>5+ Steals</b>	1	2
<b>Tm-High Points</b>	1	4
<b>Tm-High Assists</b>	6	17

## Career Highs

<b>Pts</b> .....	25 vs. Georgia, 1/12/17
<b>Rebs</b> .....	6 at Alabama, 2/22/16
<b>3FGs</b> .....	5 at Auburn, 1/5/17
<b>Stls</b> .....	5, 2x, last vs. Saint Peter's, 11/22/16
<b>Assts</b> .....	7 at Auburn, 1/5/17
<b>Min</b> .....	36 vs. Georgia, 1/12/17

## Season Highs

<b>Pts</b> .....	25 vs. Georgia, 1/12
<b>Rebs</b> .....	5 vs. UCLA, 12/18
<b>3FGs</b> .....	5 at Auburn, 1/5
<b>Stls</b> .....	5 vs. Saint Peter's, 11/22
<b>Assts</b> .....	7 at Auburn, 1/5
<b>Min</b> .....	36 vs. Georgia, 1/12

## SEC Career Highs

<b>Pts</b> .....	25 vs. Georgia, 1/12/17
<b>Rebs</b> .....	6 at Alabama, 2/11/16
<b>3FGs</b> .....	5 at Auburn, 1/5/17
<b>Stls</b> .....	5 vs. Missouri, 1/10/16
<b>Assts</b> .....	7 at Auburn, 1/5/17
<b>Min</b> .....	36 vs. Georgia, 1/12/17

## 2016-17 Game-by-Game Stats

Opponent	Date	GS	MIN	FG-A	3FG-A	FT-A	Reb	A	TO	B	S	TP
at Ohio State	11/14	*	22	3-7	0-2	3-4	2	2	1	0	3	9
Hampton	11/20	*	16	1-5	1-2	1-2	1	1	0	1	2	4
Maine	11/21	*	17	2-4	1-1	2-2	1	2	1	0	2	7
Saint Peter's	11/22	*	16	5-8	1-3	0-1	3	3	2	0	5	11
vs. Louisville	11/27	*	17	1-6	0-3	2-2	1	3	0	0	1	4
at Texas	12/1	*	19	2-9	0-1	3-4	0	2	1	0	2	7
at Duke	12/4	*	22	4-11	1-7	0-0	2	2	4	0	2	9
Minnesota	12/11		13	2-6	1-3	1-3	2	1	0	0	2	6
Clemson	12/15	*	26	1-3	1-3	1-2	2	4	2	1	1	4
UCLA	12/18	*	23	4-14	1-1	1-2	5	1	3	0	0	10
at Sav. State	12/21	*	19	1-4	1-2	0-0	3	5	0	0	2	3
Alabama	1/1		23	3-6	2-3	1-2	1	1	3	0	1	9
at Auburn	1/5		30	7-11	5-6	0-0	2	7	0	0	0	19
at Florida	1/8		23	1-6	1-3	0-0	2	1	2	0	2	3
Georgia	1/12		36	10-17	2-5	3-6	2	3	2	0	2	25
at LSU	1/15	*	34	6-11	2-3	3-4	2	3	2	0	2	17
Ole Miss	1/19		26	2-6	1-2	2-2	2	0	3	0	0	7
Miss. State	1/23		21	0-3	0-1	2-2	1	0	1	0	0	2

## Career Stats at South Carolina

Year	GP	GS	Min	Avg	FG	FGA	Pct	3FG	FGA	Pct	FT	FTA	Pct	Off	Def	Tot	Avg	PF	FO	A	TO	Blk	Stl	Pts	Avg
2014-15	37	0	536	14.5	74	200	.370	16	72	.222	45	58	.776	13	35	48	1.3	44	1	64	60	5	42	209	5.6
2015-16	34	1	615	18.1	78	207	.377	20	76	.263	50	66	.758	10	50	60	1.8	43	1	63	64	2	47	226	6.6
2016-17	18	11	403	22.4	55	137	.401	21	51	.412	25	38	.658	8	26	34	1.9	33	0	41	28	2	29	156	8.7
<b>Career</b>	<b>89</b>	<b>12</b>	<b>1553</b>	<b>17.4</b>	<b>207</b>	<b>544</b>	<b>.381</b>	<b>57</b>	<b>199</b>	<b>.286</b>	<b>120</b>	<b>162</b>	<b>.741</b>	<b>31</b>	<b>111</b>	<b>142</b>	<b>1.6</b>	<b>120</b>	<b>1</b>	<b>168</b>	<b>152</b>	<b>9</b>	<b>118</b>	<b>591</b>	<b>6.6</b>



# KAELA DAVIS

# #3

**6-2 • Jr. • Guard • Suwanee, Ga. • Georgia Tech**  
**Major: Integrated Technology**

## Career Highlights

Naismith Trophy Top 50 Preseason Watch List (2016-17) | 2012 FIBA 3x3 U18 World Champs., gold medal (USA)  
 Two-time All-ACC (1st team, 2015; 2nd team, 2014) | 2011 FIBA U16 Americas Champs., gold medal (USA)  
 2012 FIBA U17 World Championships, gold medal (USA)

## This Season's Highlights

- Is fourth in the league in 3s made per game (1.8)
- Ranks 25th in the SEC with 12.6 points per game and is tied for 27th in scoring in league action
- Has shot 21-of-23 (.913) from the line in league play, good for the best mark among conference players
- Locked down one of SEC's top scorers in Victoria Vivians in second half of win over #4/4 Mississippi State (Jan. 23), holding her to 1-of-8 shooting and five points over the final 20 minutes
- Got hot early at Auburn (Jan. 5), scoring 13 of team's first 17 points en route to 19 first-quarter points that included five 3s in the opening 10 minutes ... first-quarter scoring was most by a Gamecock in one quarter in program history
- Reached double figures by halftime and finished with 16 points in her SEC debut against Alabama (Jan. 1)
- Caught fire from the 3-point line against Minnesota (Dec. 11), knocking down a career-best six 3s, including five in the first half
- Knocked down two timely 3-pointers in a back-and-forth third quarter against #14/15 Texas (Dec. 1) to finish in double figures for the fourth-straight game
- Scored team's first seven points in the opening 98 seconds against #4/4 Louisville (Nov. 27) and added back-to-back 3s early in the second half to eliminate any Cardinal comeback from the eight-point halftime deficit
- Brilliant Gamecock debut at #7/6 Ohio State (Nov. 14), stuffing the box score with 37 points – 11 in the second, third and fourth quarters each – 10 rebounds, five assists and three steals ... first Gamecock to score 30 or more points in a game since Ieasia Walker netted 30 against Clemson on Nov. 18, 2010, and the most ever by a Gamecock against a ranked opponent

## Prior to South Carolina

- Two-time All-ACC selection in two seasons at Georgia Tech
- Fastest player in Georgia Tech history to 1,000 career points (52 games)
- Ranked as No. 1 guard and No. 2 overall recruit in 2013 class
- 2013 McDonald's and WBCA All-America
- Has three gold medals with USA Basketball – 2012 FIBA U17 World Championships, 2012 FIBA 3x3 U18 World Championships, 2011 FIBA Americas U16 Championship

## Miscellaneous

	Season	Career
<b>Double-Doubles</b>	1	1
<b>30+ Points</b>	1	1
<b>20+ Points</b>	3	3
<b>10+ Points</b>	12	12
<b>10+ Rebounds</b>	1	1
<b>5+ Assists</b>	2	2
<b>Tm-High Points</b>	3	3
<b>Tm-High Rebs</b>	1	1
<b>Tm-High Assists</b>	5	5

## Career Highs

**Pts** ..... 37 at Ohio State, 11/14/16  
**Rebs**..... 10 at Ohio State, 11/14/16  
**3FGs**..... 6 vs. Minnesota, 12/11/16  
**Stls**..... 3, 2x, last vs. Georgia, 1/12/17  
**Assts** ..... 5, 2x, last vs. Hampton, 11/20/16  
**Min**..... 36 at Ohio State, 11/14/16

## SEC Career Highs

**Pts** .....21 at Auburn, 1/5/17  
**Rebs**.....6 at Florida, 1/8/17  
**3FGs**.....5 at Auburn, 1/5/17  
**Stls**.....3 vs. Georgia, 1/12/17  
**Assts** ..... 3 at LSU, 1/15/17  
**Min**.....29, 2x, last vs. Miss. State, 1/23/17

## 2016-17 Game-by-Game Stats

Opponent	Date	GS	MIN	FG-A	3FG-A	FT-A	Reb	A	TO	B	S	TP
at Ohio State	11/14	*	36	10-21	4-6	13-16	10	5	5	0	3	37
Hampton	11/20	*	30	1-9	1-5	0-0	7	5	2	0	1	3
Maine	11/21	*	26	3-11	1-6	3-4	3	3	2	0	1	10
Saint Peter's	11/22	*	19	5-7	4-4	0-0	3	3	1	0	0	14
vs. Louisville	11/27	*	20	5-10	3-5	0-0	8	1	1	0	0	13
at Texas	12/1	*	34	3-6	2-4	4-4	3	1	5	0	2	12
at Duke	12/4	*	31	5-14	2-9	2-4	6	2	0	0	2	14
Minnesota	12/11	*	28	8-15	6-10	0-0	3	4	1	0	0	22
Clemson	12/15	*	28	6-16	2-7	3-4	3	4	3	0	0	17
UCLA	12/18	*	33	1-13	0-1	0-0	4	2	4	0	2	2
at Sav. State	12/21	*	21	3-9	0-3	0-0	4	3	1	0	2	6
Alabama	1/1	*	23	5-10	1-3	5-6	3	2	1	0	1	16
at Auburn	1/5	*	22	8-18	5-9	0-0	5	2	3	0	1	21
at Florida	1/8	*	25	4-16	1-5	1-1	6	1	3	0	2	10
Georgia	1/12	*	27	1-10	0-2	2-2	3	2	2	0	3	4
at LSU	1/15	*	28	2-7	0-3	4-4	2	3	2	0	1	8
Ole Miss	1/19	*	29	3-11	1-2	7-8	1	0	1	0	0	14
Miss. State	1/23	*	29	1-9	0-6	2-2	0	1	2	0	1	4

## Career Stats at South Carolina

Year	GP	GS	Min	Avg	FG	FGA	Pct	3FG	FGA	Pct	FT	FTA	Pct	Off	Def	Tot	Avg	PF	FO	A	TO	Blk	Stl	Pts	Avg
2016-17	18	17	489	27.2	74	212	.349	33	90	.367	46	55	.836	23	51	74	4.1	38	1	44	39	0	22	227	12.6



# TIFFANY DAVIS

# #15

**5-7 • Sr. • Guard • Houston, Texas • Westbury Christian**  
**Major: Psychology**

### This Season's Highlights

- Selected to be a team captain
- Has played in 10 games – has missed the last five games with knee injury
- Was solid defensively playing five minutes in the pivotal second quarter against #4/4 Louisville (Nov. 27)

### Career Summary

- Missed 2015-16 with knee injury suffered in September
- Missed the bulk of the 2012-13 season after suffering a knee injury
- Graduated in 2016 with bachelor's degree in retail management

### Miscellaneous

	Season	Career
<b>10+ Points</b>	0	1
<b>5+ Steals</b>	0	1
<b>Tm-High Points</b>	0	0
<b>Tm-High Assists</b>	0	0

### Career Highs

**Pts** ..... 11 vs. Ole Miss, 1/30/14  
**3FGs**.....2, 3x, last vs. Ole Miss, 1/30/14  
**Rebs**.....6 at Arkansas, 1/2/14  
**Stls**.....5 vs. Elon, 11/9/12  
**Assts** ..... 3, 4x, last vs. SC State, 12/22/13  
**Min**.....30 at Arkansas, 1/2/14

### Season Highs

**Pts** ..... 4 vs. Hampton, 11/20  
**3FGs**.....1 vs. Alabama, 1/1  
**Rebs**.....3 vs. Saint Peter's, 11/22  
**Stls**.....1 vs. Saint Peter's, 11/22  
**Assts** ..... 1, 2x, last vs. Saint Peter's, 11/22  
**Min**.....17 vs. Saint Peter's, 11/22

### SEC Career Highs

**Pts** ..... 11 vs. Ole Miss, 1/30/14  
**Rebs**.....6 at Arkansas, 2/11/16  
**3FGs**..... 2 vs. Ole Miss, 1/30/14  
**Stls**.....  
**Assts** .....2, 4x, last at LSU, 1/4/15  
**Min**.....30 at Arkansas, 1/2/14

### 2016-17 Game-by-Game Stats

Opponent	Date	GS	MIN	FG-A	3FG-A	FT-A	Reb	A	TO	B	S	TP
at Ohio State	11/14	1	0-0	0-0	0-0	0	0	0	0	0	0	0
Hampton	11/20	13	1-3	0-1	2-3	2	0	0	0	0	0	4
Maine	11/21	10	1-2	0-1	0-0	2	1	1	0	0	0	2
Saint Peter's	11/22	17	0-3	0-2	0-0	3	1	1	0	1	0	0
vs. Louisville	11/27	9	0-1	0-1	1-2	2	0	0	0	0	0	1
at Texas	12/1											
at Duke	12/4	3	0-0	0-0	0-0	1	0	2	0	0	0	0
Minnesota	12/11	7	0-2	0-2	0-0	1	0	0	1	0	0	0
Clemson	12/15	4	0-2	0-1	0-0	0	0	0	0	0	0	0
UCLA	12/18											
at Sav. State	12/21											
Alabama	1/1	8	1-1	1-1	0-0	0	0	0	0	0	0	3
at Auburn	1/5	3	0-1	0-1	0-0	0	0	0	0	0	0	0
at Florida	1/8											
Georgia	1/12											
at LSU	1/15											
Ole Miss	1/19											
Miss. State	1/23											

### Career Stats at South Carolina

Year	GP	GS	Min	Avg	FG	FGA	Pct	3FG	FGA	Pct	FT	FTA	Pct	Off	Def	Tot	Avg	PF	FO	A	TO	Blk	Stl	Pts	Avg
2012-13	3	0	40	13.3	4	8	.500	1	4	.250	3	4	.750	1	3	4	1.3	2	0	4	2	0	5	12	4.0
2013-14	32	7	356	11.1	23	59	.390	12	30	.400	19	26	.731	5	27	32	1.0	29	0	29	40	1	4	77	2.4
2014-15	16	0	84	5.3	6	16	.375	5	13	.385	6	9	.667	5	13	18	1.1	5	0	7	9	0	0	23	1.4
2016-17	10	0	75	7.5	3	15	.200	1	10	.100	3	5	.600	2	9	11	1.1	1	0	2	4	1	1	10	1.0
<b>Career</b>	<b>61</b>	<b>7</b>	<b>555</b>	<b>9.1</b>	<b>36</b>	<b>98</b>	<b>.367</b>	<b>19</b>	<b>57</b>	<b>.333</b>	<b>31</b>	<b>44</b>	<b>.705</b>	<b>13</b>	<b>52</b>	<b>65</b>	<b>1.1</b>	<b>37</b>	<b>0</b>	<b>42</b>	<b>55</b>	<b>2</b>	<b>10</b>	<b>122</b>	<b>2.0</b>



# ALLISHA GRAY

# #10

**6-0 • Jr. • Guard • Sandersville, Ga. • North Carolina**  
**Major: Broadcasting**

## Career Highlights

SEC Player of the Week (1/17-23)  
 Naismith Trophy Top 50 Preseason Watch List (2016-17)  
 First-Team All-ACC (2015)

WBCA Honorable Mention All-America (2015)  
*Full Court* Freshman All-America Second Team (2014)

## This Season's Highlights

- Started every game this season, finishing in double figures in all but four contests
- Leads the team in assists (2.7) and ranks 21st in the SEC in scoring
- Came alive in the second half against #4/4 Mississippi State (Jan. 23) with 16 of her 17 points in the final two periods, including 12 in the third quarter to help Carolina turn a seven-point halftime deficit into a one-point lead ... delivered the key defensive play after running down a Bulldog guard to deter a layup in transition and preserve the one-point Gamecock lead with 54 seconds to play
- Scored eight of her 11 points against Ole Miss (Jan. 19) in the first quarter to help open early 20-11 lead
- Second on team in points and rebounds at LSU (Jan. 15) battling in the forward spot while blocking a career-best three shots ... became the second Gamecock this season to pair a 20-point game with at least three blocks
- Grabbed the biggest rebound of her seven against Georgia (Jan. 12) off a missed Lady Bulldog free throw with three seconds left then hit the resulting two free throws to stretch the Gamecock lead to three ... six of her seven rebounds and 11 of her 14 points came in the second half
- Found her shooting stroke in the early going at Florida (Jan. 8) with four first-half 3-pointers, the third of which opened the scoring in Carolina's dominant second quarter
- Paced the defensive effort at Savannah State (Dec. 21) with career highs in steals (5) and blocks (2) ... added 12 points and four assists on the offensive end
- Converted two crucial 3-point plays from the left block against #9/9 UCLA (Dec. 18), the second of which pushed Carolina's lead back to double-digits early in the fourth quarter
- Triggered South Carolina's 3-point shooting outburst against Minnesota (Dec. 11), connecting on two early 3s to help open the contest on a 15-0 run ... finished with 18 points in just 19 minutes of action and boasted career bests with four 3-pointers and a game-high seven assists
- Tallied 11 of her game-high 17 points in the third quarter against #4/4 Louisville (Nov. 27), including six during the period-opening 16-5 run to help end any threat of a Cardinal comeback
- Crafty scorer with 24 points at #7/6 Ohio State (Nov. 14) in Gamecock debut, including five as part of 10-0 run early in fourth quarter to stop end Buckeyes' comeback hopes

## Prior to South Carolina

- Played two seasons at North Carolina, amassing over 1,000 career points in that time
- 2015 First-Team All-ACC and WBCA All-Region
- Ranked as No. 4 guard and No. 7 overall recruit in 2013 class
- Three-time Georgia state player of the year (2010-12)

## 2016-17 Game-by-Game Stats

Opponent	Date	GS	MIN	FG-A	3FG-A	FT-A	Reb	A	TO	B	S	TP
at Ohio State	11/14	*	38	10-18	0-3	4-8	7	3	0	0	2	24
Hampton	11/20	*	24	4-9	2-7	6-7	1	4	0	0	2	16
Maine	11/21	*	22	5-9	0-1	0-0	3	3	2	0	0	10
Saint Peter's	11/22	*	19	4-7	1-4	4-5	8	5	1	1	1	13
vs. Louisville	11/27	*	22	7-12	2-5	1-1	3	0	0	0	0	17
at Texas	12/1	*	35	2-7	0-1	4-4	4	0	3	0	0	8
at Duke	12/4	*	37	4-9	2-6	1-2	6	6	2	0	1	11
Minnesota	12/11	*	19	7-13	4-10	0-0	5	7	1	0	2	18
Clemson	12/15	*	27	3-10	1-3	1-2	2	1	0	2	2	8
UCLA	12/18	*	23	4-6	0-0	3-5	3	2	0	0	0	11
at Sav. State	12/21	*	21	6-10	0-1	0-1	4	4	1	2	5	12
Alabama	1/1	*	18	2-8	1-4	2-2	2	2	1	1	1	7
at Auburn	1/5	*	23	2-7	1-5	0-0	4	2	5	0	0	5
at Florida	1/8	*	27	6-10	4-7	2-2	6	2	0	1	4	18
Georgia	1/12	*	26	4-11	1-3	5-6	7	1	1	0	1	14
at LSU	1/15	*	31	7-8	2-2	5-5	5	2	5	3	2	21
Ole Miss	1/19	*	30	4-8	0-1	3-4	5	4	3	1	1	11
Miss. State	1/23	*	38	5-9	2-3	5-8	7	1	1	0	2	17

## Career Stats at South Carolina

Year	GP	GS	Min	Avg	FG	FGA	Pct	3FG	FGA	Pct	FT	FTA	Pct	Off	Def	Tot	Avg	PF	FO	A	TO	Blk	Stl	Pts	Avg
2016-17	18	18	480	26.7	86	171	.503	23	66	.348	46	62	.742	32	50	82	4.6	37	1	49	26	11	26	241	13.4

## Miscellaneous

	Season	Career
20+ Points	2	2
10+ Points	14	14
5+ Assists	3	3
Tm-High Points	1	1
Tm-High Assists	5	5

## Career Highs

Pts .....24 at Ohio State, 11/14/16  
 Rebs.....8 vs. Saint Peter's, 11/22/16  
 3FGs.....4, 2x, last at Florida, 1/8/17  
 Stls.....5 at Savannah St., 12/21/16  
 Assts .....7 vs. Minnesota, 12/11/16  
 Min.....38, 2x, last vs. Miss. State, 1/23/17

## SEC Career Highs

Pts .....21 at LSU, 1/15/17  
 Rebs.....7, 2x, last vs. Miss. State, 1/23/17  
 3FGs.....4 at Florida, 1/8/17  
 Stls.....4 at Florida, 1/8/17  
 Assts .....4 vs. Ole Miss, 1/19/17  
 Min.....38 vs. Miss. State, 1/23/17





# TYASHA HARRIS

# #52

**5-10 • Fr. • Guard • Noblesville, Ind. • Heritage Christian**  
**Major: Sports Management**

### This Season's Highlights

- Has eight starts, moving into the full-time role at the start of SEC play
- In eight games started, averaged 6.5 points on 46.3 percent shooting, to go with 3.8 assists and 1.3 steals
- Ranks sixth among conference players in assist to turnover ratio (1.6) in league play and is also in the top 10 in assists (10th)
- Gave Gamecocks first lead over #4/4 Mississippi State (Jan. 23) with clutch third-quarter 3 as part of 13-2 run that overcame seven-point halftime deficit
- Dished out two of her game-high five assists against Ole Miss (Jan. 19) during Carolina's crucial 13-3 second-quarter run
- Impacted the game on both ends of the floor against Georgia (Jan. 12) with career highs in points (11) and steals (4) ... connected on three 3s, including one from the right corner that answered a Georgia 3-pointer and sparked a pivotal 7-1 Gamecock run in the fourth quarter
- Jump-started Carolina's 12-2 run to open the game against Alabama (Jan. 1) with a 3-pointer in the first minute and four of her career-high six assists in the first half
- Impressed against Minnesota (Dec. 11) in first career start with nine points and three 3-pointers, including the first basket of the game that sparked a 15-0 run ... facilitated the offense in the opening two quarters, matching her career high in assists (6) by the half
- Played a great all-around game against #14/15 Texas (Dec. 1) in a career-high 30 minutes of action, notching three steals and reaching double figures (10) for the first time ... netted four-straight points late in the fourth quarter to put the game out of the Longhorns' reach
- Drew the second-half start against #4/4 Louisville (Nov. 27), logging 14 of her 29 minutes during the half and dishing out five of her career-high six assists in that time

### Prior to South Carolina

- Ranked as the No. 27 recruit overall and the No. 8 point guard in the 2016 Class
- Finalist for Indiana's Miss Basketball award
- Helped Heritage Christian to three straight state titles, including the 2016 championship in the program's first season in Class 3A
- Is her high school's all-time top scorer with 2,004 career points, also holding school record in steals (487) and ranking third in assists (426)
- Earned gold medal with USA Basketball in 2016 FIBA Americas U18 Championship

### Miscellaneous

	Season	Career
<b>10+ Points</b>	3	3
<b>5+ Assists</b>	4	4
<b>Tm-High Points</b>	0	0
<b>Tm-High Assists</b>	7	7

### Career Highs

<b>Pts</b> .....	11 vs. Georgia, 1/12/17
<b>Rebs</b> .....	5 at Savannah St., 12/21/16
<b>Stls</b> .....	4 vs. Georgia, 1/12/17
<b>Assts</b> .....	6, 3x, last vs. Alabama, 1/1/17
<b>Min</b> .....	35 vs. Miss. State, 1/23/17

### SEC Career Highs

<b>Pts</b> .....	11 vs. Georgia, 1/12/17
<b>Rebs</b> .....	4, 3x, last vs. Ole Miss, 1/19/17
<b>Stls</b> .....	4 vs. Georgia, 1/12/17
<b>Assts</b> .....	6 vs. Alabama, 1/1/17
<b>Min</b> .....	35 vs. Miss. State, 1/23/17

### 2016-17 Game-by-Game Stats

Opponent	Date	GS	MIN	FG-A	3FG-A	FT-A	Reb	A	TO	B	S	TP
at Ohio State	11/14		19	1-4	0-0	1-2	0	3	1	0	0	3
Hampton	11/20		16	1-4	1-3	0-0	2	2	0	1	0	3
Maine	11/21		19	2-4	0-1	0-0	2	3	2	0	1	4
Saint Peter's	11/22		14	3-5	1-3	0-0	0	1	2	1	0	7
vs. Louisville	11/27		29	0-3	0-2	0-0	0	6	1	0	0	0
at Texas	12/1		30	2-6	0-4	6-8	1	0	0	0	3	10
at Duke	12/4		25	1-2	1-1	0-0	1	1	4	0	0	3
Minnesota	12/11	*	21	3-5	3-4	0-0	1	6	3	0	0	9
Clemson	12/15		7	0-0	0-0	0-0	1	0	2	0	0	0
UCLA	12/18		19	1-2	0-0	0-2	1	1	1	0	0	2
at Sav. State	12/21		22	5-9	0-1	0-0	5	1	0	0	0	10
Alabama	1/1	*	25	3-5	1-3	0-0	1	6	1	1	1	7
at Auburn	1/5	*	23	2-5	1-3	0-0	3	2	2	0	1	5
at Florida	1/8	*	29	2-5	0-2	1-2	2	2	2	0	2	5
Georgia	1/12	*	31	3-8	3-7	2-2	4	3	2	0	4	11
at LSU	1/15	*	29	3-7	0-2	0-0	4	3	2	0	2	6
Ole Miss	1/19	*	32	2-3	0-1	0-0	4	5	2	1	0	4
Miss. State	1/23	*	35	1-3	1-3	2-2	1	3	4	1	0	5

### Career Stats at South Carolina

Year	GP	GS	Min	Avg	FG	FGA	Pct	3FG	FGA	Pct	FT	FTA	Pct	Off	Def	Tot	Avg	PF	FO	A	TO	Blk	Stl	Pts	Avg
2016-17	18	8	425	23.6	35	80	.438	12	40	.300	12	18	.667	3	30	33	1.8	22	0	48	31	5	14	94	5.2



# MIKIAH HERBERT HARRIGAN #21

**6-2 • Fr. • Forward • Pembroke Pines, Fla./Flanagan**  
**Major: Criminal Justice**

### This Season's Highlights

- Providing good minutes in every game this season
- Tied for fourth on the team in rebounding average
- Ranks 10th in the SEC with 1.2 bpg on the season
- Drew first career start against Georgia (Jan. 12), stepping into the lineup for the injured A'ja Wilson
- Protected the rim in the second half in her SEC debut against Alabama (Jan. 1) with four blocks in the final 20 minutes, including one on back-to-back Crimson Tide possessions late in the contest
- Contributed timely blocks against #9/9 UCLA (Dec. 18), denying a last-second Bruin field goal at the end of the first half before recording blocks on back-to-back possessions during Carolina's key third-quarter run
- Netted five of her 11 points against #4/4 Louisville (Nov. 27) in the final 1:24 of the first half to send the Gamecocks into the locker room with an eight-point lead they would not relinquish

### Prior to South Carolina

- Ranked as the No. 12 forward in the 2016 Class
- Helped team to four district championships
- Named 2016 8A Player of the Year by the Florida Basketball Coaches Association (FBCA)
- Was a two-time FBCA All-State selection

### Miscellaneous

	Season	Career
<b>10+ Points</b>	2	2
<b>10+ Rebounds</b>	0	0
<b>Tm-High Points</b>	0	0
<b>Tm-High Rebs</b>	0	0

### Career Highs

<b>Pts</b> .....	13 vs. Maine, 11/21/16
<b>Rebs</b> .....	8 vs. Maine, 11/21/16
<b>Blks</b> .....	4 vs. Alabama, 1/1/17
<b>Stls</b> .....	2 vs. Saint Peter's, 11/22/16
<b>Min</b> .....	25 vs. Saint Peter's, 11/22/16

### SEC Career Highs

<b>Pts</b> .....	7 at Florida, 1/8/17
<b>Rebs</b> .....	5 vs. Alabama, 1/1/17
<b>Blks</b> .....	4 vs. Alabama, 1/1/17
<b>Stls</b> .....	1 vs. Alabama, 1/1/17
<b>Min</b> .....	24 vs. Georgia, 1/12/17

### 2016-17 Game-by-Game Stats

Opponent	Date	GS	MIN	FG-A	3FG-A	FT-A	Reb	A	TO	B	S	TP
at Ohio State	11/14		22	2-2	0-0	0-1	5	0	5	1	1	4
Hampton	11/20		17	4-9	0-0	0-0	7	2	0	2	1	8
Maine	11/21		24	5-8	0-0	3-5	8	2	0	0	0	13
Saint Peter's	11/22		25	4-11	0-2	1-2	4	0	2	2	2	9
vs. Louisville	11/27		17	3-5	0-0	5-5	2	1	0	1	1	11
at Texas	12/1		18	1-4	0-0	0-1	4	2	0	0	0	2
at Duke	12/4		8	0-0	0-0	0-0	3	1	0	0	0	0
Minnesota	12/11		17	1-4	0-0	3-4	3	2	1	0	1	5
Clemson	12/15		15	2-4	0-0	4-4	5	0	2	2	0	8
UCLA	12/18		23	1-3	0-0	0-0	7	0	2	3	1	2
at Sav. State	12/21		22	1-5	0-0	1-2	6	0	3	3	0	3
Alabama	1/1		20	2-6	0-0	0-0	5	1	2	4	1	4
at Auburn	1/5		15	1-2	0-0	0-0	4	0	1	2	0	2
at Florida	1/8		16	3-7	0-0	1-2	3	0	1	0	0	7
Georgia	1/12	*	24	0-4	0-0	0-0	2	0	3	0	0	0
at LSU	1/15		10	1-3	0-0	0-0	2	0	0	0	0	2
Ole Miss	1/19		14	1-7	0-0	0-0	3	0	0	2	0	2
Miss. State	1/23		1	0-0	0-0	0-0	0	0	0	0	0	0

### Career Stats at South Carolina

Year	GP	GS	Min	Avg	FG	FGA	Pct	3FG	FGA	Pct	FT	FTA	Pct	Off	Def	Tot	Avg	PF	FO	A	TO	Blk	Stl	Pts	Avg
2016-17	18	1	309	17.2	32	84	.381	0	2	.000	18	26	.692	26	47	73	4.1	26	2	11	22	22	8	82	4.6



# VICTORIA PATRICK

# #0

**5-9 • Fr. • Guard • Orlando, Fla. • Edgewater**  
**Major: Biology**

### This Season's Highlights

- Played in 14 games this season, including six of seven SEC games
- Matched her season high with 15 minutes at Savannah State (Dec. 21)

### Prior to South Carolina

- Ranked as the No. 25 guard in the Class of 2016
- Helped team to 2014 state championship
- Earned First-Team All-Metro West and All-Area honors from the *Orlando Sentinel* in 2016
- Led team with 15.8 points per game as a senior, helping team to state semifinals

### Career Highs

**Pts** ..... 4, 2x, last at Savannah St., 12/21/16  
**Rebs**..... 2, 3x, last vs. Alabama, 1/1/17  
**3FGs**..... 1, 6x, last at Auburn, 1/5/17  
**Stls**..... 2 vs. Saint Peter's, 11/22/16  
**Min.** 15, 2x, last at Savannah St., 12/21/16

### SEC Career Highs

**Pts** ..... 3, 2x, last at Auburn, 1/5/17  
**Rebs**..... 2 vs. Alabama, 1/1/17  
**3FGs**..... 1 at Auburn, 1/5/17  
**Stls**..... 1 vs. Alabama, 1/1/17  
**Min**..... 11 at LSU, 1/15/17

### 2016-17 Game-by-Game Stats

Opponent	Date	GS	MIN	FG-A	3FG-A	FT-A	Reb	A	TO	B	S	TP
at Ohio State	11/14		1	0-0	0-0	0-0	0	0	0	0	0	0
Hampton	11/20		11	1-5	1-3	1-2	2	1	1	0	0	4
Maine	11/21		10	1-3	1-3	0-0	1	0	0	0	0	3
Saint Peter's	11/22		15	1-4	1-4	0-0	0	1	1	0	2	3
vs. Louisville	11/27		3	0-0	0-0	0-0	0	0	0	0	0	0
at Texas	12/1											
at Duke	12/4											
Minnesota	12/11		7	1-1	1-1	0-0	0	0	0	1	0	3
Clemson	12/15		4	0-1	0-0	0-0	0	0	0	0	0	0
UCLA	12/18											
at Sav. State	12/21		15	1-4	1-4	1-3	2	2	1	0	0	4
Alabama	1/1		10	1-2	0-1	1-2	2	0	0	0	1	3
at Auburn	1/5		4	1-2	1-2	0-0	0	0	0	0	0	3
at Florida	1/8		1	0-0	0-0	0-0	0	0	0	0	0	0
Georgia	1/12		4	0-0	0-0	0-0	0	0	0	1	0	0
at LSU	1/15		11	0-1	0-0	0-0	0	0	0	0	0	11
Ole Miss	1/19		2	0-1	0-1	0-0	1	0	0	0	0	0
Miss. State	1/23											

### Career Stats at South Carolina

Year	GP	GS	Min	Avg	FG	FGA	Pct	3FG	FGA	Pct	FT	FTA	Pct	Off	Def	Tot	Avg	PF	FO	A	TO	Blk	Stl	Pts	Avg
2016-17	14	0	98	7.0	7	24	.292	6	19	.316	3	7	.429	2	6	8	0.6	4	0	4	3	2	3	23	1.6



# A'JA WILSON

# #22

**6-5 • Jr. • Forward • Hopkins, S.C. • Heathwood Hall**  
**Major: Broadcasting**

## Career Highlights

Rated No. 1 player in the nation by espnW (2016-17)  
 Wooden and USBWA Drysdale Midseason Watch Lists  
 Naismith Trophy Top 50 Preseason Watch List (2016-17)  
 Wade Watch List (2016-17)  
 Preseason All-America First Team (AP; espnW, Athlon, Lindy's, Sporting News)  
 Preseason SEC Player of the Year (Media, Coaches)  
 2016 Naismith, Wooden and Wade Trophy Finalist  
 2016 All-America First Team (AP, WBCA, USBWA, ESPN, Wooden Award)  
 2016 SEC Player of the Year (Coaches, AP)  
 2016 SEC Defensive Player of the Year (Coaches)

SEC Tournament All-Tournament Team  
 Two-time All-SEC First Team (2015, 2016)  
 2015 USA Basketball Female Athlete of the Year  
 2015 Rainbow Wahine Showdown Tournament MVP  
 Four-time SEC Player of the Week  
 2015 All-America (Third Team, AP; Hon. Men, WBCA)  
 2015 SEC Freshman of the Year (Coaches, AP)  
 2015 SEC All-Freshman Team  
 USBWA National Freshman of the Week (Dec. 1-7)  
 Five-time SEC Freshman of the Week  
 2014 Nat'l HS Player of the Year (WBCA, Naismith, Parade)  
 2014 McDonald's and Parade (HS) All-America

## Miscellaneous

	Season	Career
<b>Double-Double</b>	5	24
<b>30+ Points</b>	1	1
<b>20+ Points</b>	6	18
<b>10+ Points</b>	14	71
<b>10+ Rebounds</b>	5	25
<b>5+ Blocks</b>	0	7
<b>Tm-High Points</b>	9	39
<b>Tm-High Rebs.</b>	5	28
<b>Tm-High Assists</b>	2	3

## This Season's Highlights

- Selected to be a team captain
- Is third in the SEC and 40th in the nation in blocks per game (2.1), also among league top 10 in field goal percentage (4th) and scoring (7th)
- Had her way inside early against #4/4 Mississippi State (Jan. 23) with 16 first-half points on 7-of-8 shooting ... in second half, knocked down a tough turnaround jumper to extend Carolina's lead late before converting two free throws to again push the advantage to three with two seconds to play
- Returned to the court against Ole Miss (Jan. 19) after missing two games due to an ankle sprain, limited to 15 minutes
- Dominated second quarter at Florida (Jan. 8) with eight points and six boards during 17-0 run that delivered the win
- Provided the offense for the Gamecocks in the early going against Alabama (Jan. 1), netting seven first-quarter points before scoring Carolina's first six points of the second period
- Grabbed 11 of her 13 rebounds against #9/9 UCLA (Dec. 18) in the second half after limited first-half minutes due to foul trouble with eight of those coming in the fourth quarter to keep the Bruins at bay
- Dominant performance at #14/15 Texas (Dec. 1), delivering on both ends of the court with a career-high 31 points with nine in the fourth quarter, including two crucial putbacks that stifled any chance of a Longhorn comeback ... also effective on defensive end with a team-high four blocks and three steals
- Scored 11 of her team-high 17 points against #4/4 Louisville (Nov. 27) in first half to help build eight-point halftime lead ... also handed out career-best five assists
- Added two blocked shots to her double-digit scoring effort against Saint Peter's (Nov. 22) to break the school record for career blocked shots

## Career Highs

**Pts** ..... 31 at Texas, 12/1/16  
**Rebs** ..... 19 at Kentucky, 3/1/15  
**Blks** ..... 8, 2x, last vs. Texas A&M, 1/17/16  
**Sdls** ..... 4 vs. Syracuse, 3/25/16  
**Assts** ..... 5 vs. Louisville, 11/27/16  
**Min** ..... 39 at Texas A&M, 1/31/16

## Season Highs

**Pts** ..... 31 at Texas, 12/1  
**Rebs** ..... 13, 2x, last at Florida, 1/18  
**Blks** ..... 4, 2x, last at Texas, 12/1  
**Sdls** ..... 3, 2x, last at Texas, 12/1  
**Assts** ..... 5 vs. Louisville, 11/27  
**Min** ..... 38, 2x, last vs. Miss. State, 1/23

## SEC Career Highs

**Pts** ..... 26, 2x, last vs. Miss. State, 1/23/17  
**Rebs** ..... 19 at Kentucky, 3/1/15  
**Blks** ..... 8, 2x, last vs. Texas A&M, 1/17/16  
**Sdls** ..... 2, 3x, last vs. Miss. State, 1/23/17  
**Assts** ..... 3, 4x, last at Ole Miss, 2/25/16  
**Min** ..... 39 at Texas A&M, 1/31/16

## 2016-17 Game-by-Game Stats

Opponent	Date	GS	MIN	FG-A	3FG-A	FT-A	Reb	A	TO	B	S	TP
at Ohio State	11/14	*	16	1-3	0-0	3-6	3	0	3	3	0	5
Hampton	11/20	*	22	3-8	0-0	14-14	7	2	3	2	1	20
Maine	11/21	*	19	7-8	0-0	0-2	3	2	0	4	0	14
Saint Peter's	11/22	*	21	5-9	0-0	4-7	5	4	1	2	3	14
vs. Louisville	11/27	*	28	6-12	0-0	5-6	5	5	5	2	1	17
at Texas	12/1	*	38	12-18	0-0	7-11	12	0	4	4	3	31
at Duke	12/4	*	35	7-14	0-0	4-6	6	0	4	1	0	18
Minnesota	12/11	*	21	5-10	0-0	0-0	6	2	0	2	2	10
Clemson	12/15	*	31	9-17	0-0	2-4	10	4	1	2	0	20
UCLA	12/18	*	26	5-14	0-0	3-4	13	0	3	1	0	13
at Sav. State	12/21	*	23	8-10	0-0	2-4	3	1	1	1	1	18
Alabama	1/1	*	24	9-13	0-0	5-6	9	2	3	2	2	23
at Auburn	1/5	*	29	4-7	0-1	2-2	11	1	2	2	1	10
at Florida	1/8	*	29	8-14	0-0	7-10	13	2	2	3	1	23
Georgia	1/12											DNP
at LSU	1/15											DNP
Ole Miss	1/19	*	15	3-5	0-0	0-2	4	0	2	0	1	6
Miss. State	1/23	*	38	10-13	0-0	6-8	9	2	4	3	2	26

## Career Highlights

- Finalist for all three national player of the year awards, consensus first-team All-American in 2015-16 – only returning Naismith Trophy finalist this season
- Second player in league history to earn SEC Player of the Year and SEC Defensive Player of the Year in the same season (2016)
- Set school record for blocked shots in a season with 103 in 2015-16, ranking 12th in the nation
- Holds school blocked shots records for career (202), an SEC career (95) and in an SEC game (8, two times)
- Second player in program history to reach 1,000 career points as a sophomore

## Career Stats at South Carolina

Year	GP	GS	Min	Avg	FG	FGA	Pct	3FG	FGA	Pct	FT	FTA	Pct	Off	Def	Tot	Avg	PF	FO	A	TO	Blk	Stl	Pts	Avg
2014-15	37	1	734	19.8	177	329	.538	1	3	.333	131	198	.662	78	165	243	6.6	72	1	37	62	65	32	486	13.1
2015-16	33	32	895	27.1	205	386	.531	0	0	—	120	166	.723	88	199	287	8.7	78	1	47	74	103	27	530	16.1
2016-17	16	16	415	25.9	102	175	.583	0	1	.000	64	92	.696	42	77	119	7.4	38	1	27	38	34	18	268	16.8
<b>Career</b>	<b>86</b>	<b>49</b>	<b>2044</b>	<b>23.8</b>	<b>484</b>	<b>890</b>	<b>.544</b>	<b>1</b>	<b>4</b>	<b>.250</b>	<b>315</b>	<b>456</b>	<b>.691</b>	<b>208</b>	<b>441</b>	<b>649</b>	<b>7.6</b>	<b>188</b>	<b>3</b>	<b>111</b>	<b>174</b>	<b>202</b>	<b>77</b>	<b>1284</b>	<b>14.9</b>













Official Basketball Box Score -- Game Totals -- Final Statistics  
**Ole Miss vs #5/5 South Carolina**  
 01/19/17 7 p.m. at Columbia, S.C./Colonial Life Arena



**Ole Miss 46 • 13-6 (2-4 SEC)**

#	Player	Total		3-Ptr		Rebounds			PF	TP	A	TO	Blk	Stl	Min
		FG-FGA	FG-FGA	FT-FTA	Off	Def	Tot								
11	Joseph, Shequila	f	2-8	0-2	1-2	1	5	6	4	5	3	3	1	1	30
50	Manuel, Taylor	f	6-11	0-0	1-4	0	5	5	2	13	3	2	2	2	33
05	Sisk, Erika	g	2-8	1-3	0-0	0	2	2	0	5	1	3	0	1	30
23	Sessom, Shandricka	g	4-12	0-2	3-4	2	5	7	4	11	2	1	0	0	29
44	Lewis, Torri	g	2-2	1-1	0-0	0	0	0	3	5	0	0	0	0	18
01	Glover, Bree	g	1-2	0-1	0-2	0	0	0	0	2	0	0	0	0	6
10	Muhate, Cecilia	g	0-0	0-0	0-0	0	0	0	0	0	0	0	0	1	3
20	Muhammad, Madinah	g	0-1	0-0	0-0	0	2	2	1	0	0	2	0	0	5
24	Hart, Bretta	g	0-3	0-0	0-0	1	1	2	1	0	0	2	0	0	6
25	Alston, Alissa	g	2-5	0-0	1-2	1	3	4	2	5	3	4	0	1	32
32	Rodgers, Kate	g	0-0	0-0	0-0	0	0	0	1	0	0	0	0	0	1
42	Gibson, Shelby	g	0-0	0-0	0-0	0	2	2	2	0	0	1	0	0	7
	Team					0	1	1							
	<b>Totals</b>		<b>19-52</b>	<b>2-9</b>	<b>6-14</b>	<b>5</b>	<b>26</b>	<b>31</b>	<b>20</b>	<b>46</b>	<b>12</b>	<b>18</b>	<b>3</b>	<b>6</b>	<b>200</b>

1st - FG %:	5-14	35.7%	2nd - 4-12	33.3%	3rd - 5-11	45.5%	4th - 5-15	33.3%	Game:	19-52	36.5%	Deadball	
3FG %:	1-1	100.0%	0-2	0.0%	0-4	0.0%	1-2	50.0%		2-9	22.2%	Rebounds	6
FT %:	0-0	0.0%	3-4	75.0%	3-8	37.5%	0-2	0.0%		6-14	42.9%		

**#5/5 South Carolina 65 • 16-1 (6-0 SEC)**

#	Player	Total		3-Ptr		Rebounds			PF	TP	A	TO	Blk	Stl	Min
		FG-FGA	FG-FGA	FT-FTA	Off	Def	Tot								
22	WILSON, A'ja	f	3-5	0-0	0-2	2	2	4	1	6	0	2	0	1	15
41	COATES, Alaina	c	6-10	0-0	3-4	3	12	15	3	15	2	1	1	3	30
03	DAVIS, Kaela	g	3-11	1-2	7-8	1	0	1	1	14	0	1	0	0	29
10	GRAY, Allisha	g	4-8	0-1	3-4	2	3	5	1	11	4	3	1	1	30
52	HARRIS, Tyasha	g	2-3	0-1	0-0	0	4	4	0	4	5	2	1	0	32
00	PATRICK, Victoria	g	0-1	0-1	0-0	0	1	1	0	0	0	0	0	0	2
01	CUEVAS-MOORE, Bianc	g	2-6	1-2	2-2	1	1	2	1	7	0	3	0	0	26
04	CLINEY, Doniyah	g	2-6	0-2	0-2	1	1	2	3	4	1	1	0	2	20
12	BRADSHAW, Araion	g	0-0	0-0	2-2	0	0	0	1	2	0	0	0	1	2
21	HERBERT HARRIGAN,	g	1-7	0-0	0-0	2	1	3	1	2	0	0	2	0	14
	Team					0	4	4							
	<b>Totals</b>		<b>23-57</b>	<b>2-9</b>	<b>17-24</b>	<b>12</b>	<b>29</b>	<b>41</b>	<b>12</b>	<b>65</b>	<b>12</b>	<b>14</b>	<b>5</b>	<b>8</b>	<b>200</b>

1st - FG %:	7-19	36.8%	2nd - 6-14	42.9%	3rd - 5-10	50.0%	4th - 5-14	35.7%	Game:	23-57	40.4%	Deadball	
3FG %:	0-0	0.0%	1-4	25.0%	0-1	0.0%	1-4	25.0%		2-9	22.2%	Rebounds	3,1
FT %:	6-6	100.0%	4-6	66.7%	4-6	66.7%	3-6	50.0%		17-24	70.8%		

Officials: Lisa Mattingly, Douglas Knight, Eric Koch  
 Technical fouls: Ole Miss-None. #5/5 South Carolina-None.  
 Attendance: 12518

Score by periods	1st	2nd	3rd	4th	Total
Ole Miss	11	11	13	11	<b>46</b>
#5/5 South Carolina	20	17	14	14	<b>65</b>

Last FG - OM 4th-00:14, SC 4th-01:00.  
 Largest lead - OM by 2 1st-08:52, SC by 21 4th-00:29.  
 OM led for 00:59. SC led for 38:35. Game was tied for 00:16.

Points	In	Off	2nd	Fast	Bench
OM	30	6	4	6	7
SC	38	22	14	6	15

Score tied - 2 times.  
 Lead changed - 2 times.



Official Basketball Box Score -- Game Totals -- Final Statistics  
**#4/4 Mississippi St. vs #5/5 South Carolina**  
 01/23/17 7 p.m. at Columbia, S.C./Colonial Life Arena



**#4/4 Mississippi St. 61 • 20-1 (6-1 SEC)**

#	Player	Total		3-Ptr		Rebounds			PF	TP	A	TO	Blk	Stl	Min
		FG-FGA	FG-FGA	FT-FTA	Off	Def	Tot								
03	Breanna Richardson	f	6-12	0-0	0-1	4	3	7	1	12	2	4	0	1	29
45	Chinwe Okorie	c	2-5	0-0	0-0	7	3	10	5	4	1	1	1	1	15
00	Dominique Dillingham	g	3-8	3-4	0-0	2	0	2	3	9	3	0	1	1	31
02	Morgan William	g	2-11	0-2	0-0	0	2	2	4	4	6	1	0	3	40
35	Victoria Vivians	g	4-16	2-7	2-5	1	2	3	3	12	1	3	1	0	29
01	Blair Schaefer	g	0-3	0-2	0-0	0	0	0	0	0	0	0	0	0	6
04	Ameshya Williams	g	0-0	0-0	0-0	0	1	1	0	0	0	0	0	0	3
11	Roshunda Johnson	g	3-4	1-1	1-1	1	2	3	0	8	2	0	0	1	14
13	Ketara McChapel	g	0-1	0-0	0-0	0	1	1	2	0	1	0	0	0	11
15	Taiera McCowan	g	5-5	0-0	0-2	3	0	3	5	10	0	0	0	1	18
25	Zion Campbell	g	1-1	0-0	0-0	0	0	0	0	2	0	0	0	0	4
	Team					1	1	2							
	<b>Totals</b>		<b>26-66</b>	<b>6-16</b>	<b>3-9</b>	<b>19</b>	<b>15</b>	<b>34</b>	<b>23</b>	<b>61</b>	<b>16</b>	<b>9</b>	<b>3</b>	<b>8</b>	<b>200</b>

1st - FG %:	7-22	31.8%	2nd - 9-13	69.2%	3rd - 5-17	29.4%	4th - 5-14	35.7%	Game:	26-66	39.4%	Deadball	
3FG %:	2-6	33.3%	1-1	100.0%	2-4	50.0%	1-5	20.0%		6-16	37.5%	Rebounds	2
FT %:	0-0	0.0%	0-5	0.0%	1-1	100.0%	2-3	66.7%		3-9	33.3%		

**#5/5 South Carolina 64 • 17-1 (7-0 SEC)**

#	Player	Total		3-Ptr		Rebounds			PF	TP	A	TO	Blk	Stl	Min
		FG-FGA	FG-FGA	FT-FTA	Off	Def	Tot								
22	WILSON, A'ja	f	10-13	0-0	6-8	2	7	9	2	26	2	4	3	2	38
41	COATES, Alaina	c	3-5	0-0	3-4	2	10	12	3	9	3	2	1	0	31
03	DAVIS, Kaela	g	1-9	0-6	2-2	0	0	0	3	4	1	2	0	1	29
10	GRAY, Allisha	g	5-9	2-3	5-8	3	4	7	3	17	1	1	0	2	38
52	HARRIS, Tyasha	g	1-3	1-3	2-2	0	1	1	3	5	3	4	1	0	35
01	CUEVAS-MOORE, Bianc	g	0-3	0-1	2-2	1	0	1	2	2	0	1	0	0	21
04	CLINEY, Doniyah	g	0-0	0-0	1-2	0	0	0	1	1	0	0	0	0	7
21	HERBERT HARRIGAN,	g	0-0	0-0	0-0	0	0	0	0	0	0	0	0	0	1
	Team					1	2	3							
	<b>Totals</b>		<b>20-42</b>	<b>3-13</b>	<b>21-28</b>	<b>9</b>	<b>24</b>	<b>33</b>	<b>17</b>	<b>64</b>	<b>10</b>	<b>14</b>	<b>5</b>	<b>5</b>	<b>200</b>

1st - FG %:	6-12	50.0%	2nd - 4-6	66.7%	3rd - 5-12	41.7%	4th - 5-12	41.7%	Game:	20-42	47.6%	Deadball	
3FG %:	0-4	0.0%	0-1	0.0%	3-5	60.0%	0-3	0.0%		3-13	23.1%	Rebounds	5,1
FT %:	3-3	100.0%	5-7	71.4%	8-12	66.7%	5-6	83.3%		21-28	75.0%		

Officials: Dee Kantner, Tina Napier, Bryan Enterline  
 Technical fouls: #4/4 Mississippi St.-None. #5/5 South Carolina-None.  
 Attendance: 13120

Score by periods	1st	2nd	3rd	4th	Total
#4/4 Mississippi St.	16	19	13	13	<b>61</b>
#5/5 South Carolina	15	13	21	15	<b>64</b>

Last FG - MS 4th-01:25, SC 4th-00:25.  
 Largest lead - MS by 9 2nd-00:24, SC by 4 3rd-05:38.  
 MS led for 21:56. SC led for 10:55. Game was tied for 07:09.

Points	In	Off	2nd	Fast	Bench
MS	32	12	13	4	20
SC	32	13	15	2	3

Score tied - 8 times.  
 Lead changed - 5 times.



## South Carolina Game-by-Game Highs (as of Jan 23, 2017)

### All games



Opponent	Date	Score	Points	Rebounds	Assists	Steals	Blocked shots
at #7/6 Ohio State	11/14/16	92-80	37-DAVIS, Kaela	13-COATES, Alaina	5-DAVIS, Kaela	3-DAVIS, Kaela	3-WILSON, A'ja
HAMPTON	11/20/16	92-38	28-COATES, Alaina	16-COATES, Alaina	5-DAVIS, Kaela	2-CUEVAS-MOORE, GRAY, Allisha CLINEY, Donyiah BRADSHAW, Araion	2-HERBERT HARRI COATES, Alaina WILSON, A'ja
MAINE	11/21/16	79-42	14-WILSON, A'ja	14-COATES, Alaina	4-CLINEY, Donyiah	2-CLINEY, Donyiah	4-WILSON, A'ja
SAINT PETER'S	11/22/16	93-38	16-COATES, Alaina	8-GRAY, Allisha CLINEY, Donyiah	5-GRAY, Allisha	5-CUEVAS-MOORE,	2-HERBERT HARRI WILSON, A'ja
vs #4/4 Louisville	11/27/16	83-59	17-COATES, Alaina GRAY, Allisha WILSON, A'ja	14-COATES, Alaina	6-HARRIS, Tyasha	4-COATES, Alaina	2-WILSON, A'ja
at #14/15 Texas	12/01/16	76-67	31-WILSON, A'ja	12-WILSON, A'ja	2-HERBERT HARRI CUEVAS-MOORE,	3-WILSON, A'ja HARRIS, Tyasha	4-WILSON, A'ja
at Duke	12/04/16	63-74	18-WILSON, A'ja	6-DAVIS, Kaela GRAY, Allisha WILSON, A'ja	6-GRAY, Allisha	2-DAVIS, Kaela	2-COATES, Alaina
MINNESOTA	12/11/16	98-58	22-DAVIS, Kaela	11-COATES, Alaina	7-GRAY, Allisha	2-WILSON, A'ja GRAY, Allisha CUEVAS-MOORE,	4-COATES, Alaina
CLEMSON	12/15/16	83-61	20-WILSON, A'ja	10-WILSON, A'ja COATES, Alaina	4-CUEVAS-MOORE, WILSON, A'ja DAVIS, Kaela	2-COATES, Alaina GRAY, Allisha	4-COATES, Alaina
#9/9 UCLA	12/18/16	66-57	20-COATES, Alaina	14-COATES, Alaina	2-GRAY, Allisha DAVIS, Kaela	2-DAVIS, Kaela	3-HERBERT HARRI
at Savannah State	12/21/16	70-30	18-WILSON, A'ja	7-COATES, Alaina CLINEY, Donyiah	5-CUEVAS-MOORE,	5-GRAY, Allisha	3-HERBERT HARRI
ALABAMA	01/01/17	93-45	23-WILSON, A'ja	11-COATES, Alaina	6-HARRIS, Tyasha	3-COATES, Alaina	4-HERBERT HARRI
at Auburn	01/05/17	73-47	21-DAVIS, Kaela	11-WILSON, A'ja	7-CUEVAS-MOORE,	1-WILSON, A'ja HARRIS, Tyasha COATES, Alaina DAVIS, Kaela	2-HERBERT HARRI WILSON, A'ja COATES, Alaina
at Florida	01/08/17	81-62	23-WILSON, A'ja	13-COATES, Alaina WILSON, A'ja	2-COATES, Alaina WILSON, A'ja GRAY, Allisha HARRIS, Tyasha	4-GRAY, Allisha	3-WILSON, A'ja
GEORGIA	01/12/17	66-63	25-CUEVAS-MOORE,	11-COATES, Alaina	3-HARRIS, Tyasha CUEVAS-MOORE,	4-HARRIS, Tyasha	1-PATRICK, Victoria
at LSU	01/15/17	84-61	24-COATES, Alaina	11-COATES, Alaina	3-DAVIS, Kaela CUEVAS-MOORE, HARRIS, Tyasha	3-CLINEY, Donyiah	3-GRAY, Allisha
OLE MISS	01/19/17	65-46	15-COATES, Alaina	15-COATES, Alaina	5-HARRIS, Tyasha	3-COATES, Alaina	2-HERBERT HARRI
#4/4 MISSISSIPPI ST.	01/23/17	64-61	26-WILSON, A'ja	12-COATES, Alaina	3-COATES, Alaina HARRIS, Tyasha	2-WILSON, A'ja GRAY, Allisha	3-WILSON, A'ja



**South Carolina Points-Rebounds-Assists (as of Jan 23, 2017)**  
**All games**



Opponent	Date	Score		00	01	03	04	10	12	15
				PATRICK,VI	CUEVAS-MOO	DAVIS,KAEI	CLINEY,DON	GRAY,ALLIS	BRADSHAW,A	DAVIS,TIFF
at #7/6 Ohio State	11/14/16	92-80	w	0-0-0	9-2-2	37-10-5	0-1-0	24-7-3	0-0-0	0-0-0
HAMPTON	11/20/16	92-38	w	4-2-1	4-1-1	3-7-5	2-1-0	16-1-4	0-1-1	4-2-0
MAINE	11/21/16	79-42	w	3-1-0	7-1-2	10-3-3	4-4-4	10-3-3	0-0-1	2-2-1
SAINT PETER'S	11/22/16	93-38	w	3-0-1	11-3-3	14-3-3	3-8-1	13-8-5	3-0-1	0-3-1
vs #4/4 Louisville	11/27/16	83-59	w	0-0-0	4-1-3	13-8-1	3-4-0	17-3-0	0-0-0	1-2-0
at #14/15 Texas	12/01/16	76-67	w	DNP	7-0-2	12-3-1	0-0-0	8-4-0	DNP	DNP
at Duke	12/04/16	63-74	L	DNP	9-2-2	14-6-2	0-0-0	11-6-6	DNP	0-1-0
MINNESOTA	12/11/16	98-58	w	3-0-0	6-2-1	22-3-4	6-8-3	18-5-7	3-2-2	0-1-0
CLEMSON	12/15/16	83-61	w	0-0-0	4-2-4	17-3-4	7-9-1	8-2-1	0-1-1	0-0-0
#9/9 UCLA	12/18/16	66-57	w	DNP	10-5-1	2-4-2	6-4-0	11-3-2	DNP	DNP
at Savannah State	12/21/16	70-30	w	4-2-2	3-3-5	6-4-3	3-7-0	12-4-4	2-1-1	DNP
ALABAMA	01/01/17	93-45	w	3-2-0	9-1-1	16-3-2	1-5-1	7-2-2	1-3-2	3-0-0
at Auburn	01/05/17	73-47	w	3-0-0	19-2-7	21-5-2	3-1-6	5-4-2	DNP	0-0-0
at Florida	01/08/17	81-62	w	0-0-0	3-2-1	10-6-1	1-1-0	18-6-2	0-0-0	DNP
GEORGIA	01/12/17	66-63	w	0-0-0	25-2-3	4-3-2	0-4-1	14-7-1	DNP	DNP
at LSU	01/15/17	84-61	w	0-0-0	17-2-3	8-2-3	3-1-0	21-5-2	3-1-0	DNP
OLE MISS	01/19/17	65-46	w	0-1-0	7-2-0	14-1-0	4-2-1	11-5-4	2-0-0	DNP
#4/4 MISSISSIPPI ST.	01/23/17	64-61	w	DNP	2-1-0	4-0-1	1-0-0	17-7-1	DNP	DNP

Opponent	Date	Score		21	22	41	52
				HERBERT HA	WILSON,A'J	COATES,ALA	HARRIS,TYA
at #7/6 Ohio State	11/14/16	92-80	w	4-5-0	5-3-0	10-13-3	3-0-3
HAMPTON	11/20/16	92-38	w	8-7-2	20-7-2	28-16-1	3-2-2
MAINE	11/21/16	79-42	w	13-8-2	14-3-2	12-14-0	4-2-3
SAINT PETER'S	11/22/16	93-38	w	9-4-0	14-5-4	16-7-2	7-0-1
vs #4/4 Louisville	11/27/16	83-59	w	11-2-1	17-5-5	17-14-1	0-0-6
at #14/15 Texas	12/01/16	76-67	w	2-4-2	31-12-0	6-7-0	10-1-0
at Duke	12/04/16	63-74	L	0-3-1	18-6-0	8-5-2	3-1-1
MINNESOTA	12/11/16	98-58	w	5-3-2	10-6-2	16-11-2	9-1-6
CLEMSON	12/15/16	83-61	w	8-5-0	20-10-4	19-10-3	0-1-0
#9/9 UCLA	12/18/16	66-57	w	2-7-0	13-13-0	20-14-0	2-1-1
at Savannah State	12/21/16	70-30	w	3-6-0	18-3-1	9-7-2	10-5-1
ALABAMA	01/01/17	93-45	w	4-5-1	23-9-2	19-11-1	7-1-6
at Auburn	01/05/17	73-47	w	2-4-0	10-11-1	5-6-0	5-3-2
at Florida	01/08/17	81-62	w	7-3-0	23-13-2	14-13-2	5-2-2
GEORGIA	01/12/17	66-63	w	0-2-0	DNP	12-11-1	11-4-3
at LSU	01/15/17	84-61	w	2-2-0	DNP	24-11-2	6-4-3
OLE MISS	01/19/17	65-46	w	2-3-0	6-4-0	15-15-2	4-4-5
#4/4 MISSISSIPPI ST.	01/23/17	64-61	w	0-0-0	26-9-2	9-12-3	5-1-3



South Carolina Team Game-by-Game Comparison (as of Jan 23, 2017)  
All games



Opponent	1st	2nd	Score	Mar	Total FG	FG Pct	3-Pointers	3FG Pct	Free Throws	FT Pct	Rebounds	Assist	T/Over	Block	Steal	Fouls	
#7/6 Ohio State	44/39	48/41	92-80	+12	31-64/28-70	.494/.400	4-11/7-27	.364/.259	26-41/17-24	.634/.708	48/36	+12	16/10	17/17	5/5	9/2	22/29
HAMPPTON	53/26	39/12	92-38	+54	29-70/14-58	.414/.241	6-21/4-15	.286/.267	28-35/6-12	.800/.500	50/36	+14	19/9	9/24	8/3	12/3	12/26
MAINE	43/19	36/23	79-42	+37	33-59/15-56	.559/.268	3-14/5-22	.214/.227	10-16/7-9	.625/.778	42/27	+15	21/9	10/13	5/2	7/4	11/15
SAINT PETER'S	64/21	29/17	93-38	+55	37-66/16-54	.561/.296	10-24/4-20	.417/.200	9-17/2-2	.529/1000	44/24	+20	22/6	13/22	7/1	17/11	4/14
#4/4 Louisville	37/29	46/30	83-59	+24	27-60/23-60	.450/.383	5-17/6-18	.294/.333	24-31/7-10	.774/.700	46/29	+17	17/14	13/17	4/5	7/3	19/27
#14/15 Texas	33/30	43/37	76-67	+9	22-52/28-68	.423/.412	2-10/4-13	.200/.308	30-40/7-14	.750/.500	37/40	(3)	5/13	13/17	6/9	10/5	18/29
Duke	29/36	34/38	63-74	(11)	24-57/30-60	.421/.500	6-23/5-12	.261/.417	9-14/9-11	.643/.818	33/30	+3	14/8	19/16	3/3	6/14	11/15
MINNESOTA	57/27	41/31	98-58	+40	38-72/18-63	.528/.286	16-33/10-32	.485/.313	6-10/12-18	.600/.667	45/38	+7	29/12	11/14	9/3	9/6	17/17
CLEMSON	38/28	45/33	83-61	+22	31-67/21-61	.463/.344	4-14/2-11	.286/.182	17-25/17-23	.680/.739	49/30	+19	18/5	13/11	11/2	6/5	19/20
#9/9 UCLA	26/26	40/31	66-57	+9	22-66/22-78	.333/.282	1-3/4-27	.333/.148	21-32/9-17	.656/.529	54/47	+7	6/9	15/9	5/7	4/11	14/27
Savannah State	39/12	31/18	70-30	+40	30-62/11-51	.484/.216	2-13/3-15	.154/.200	8-16/5-5	.500/1000	50/25	+25	19/3	10/16	6/1	12/7	9/9
ALABAMA	41/22	52/23	93-45	+48	34-64/16-59	.531/.271	6-16/4-16	.375/.250	19-26/9-12	.731/.750	44/27	+17	18/9	14/22	10/4	12/6	18/21
Auburn	41/25	32/22	73-47	+26	28-56/16-58	.500/.276	14-28/3-18	.500/.167	3-4/12-15	.750/.800	37/32	+5	20/6	15/11	6/1	4/4	19/11
Florida	47/24	34/38	81-62	+19	30-69/23-63	.435/.365	6-18/4-10	.333/.400	15-22/8-20	.652/.600	48/42	+6	10/11	14/22	6/2	13/6	22/22
GEORGIA	30/27	36/36	66-63	+3	22-60/24-57	.367/.421	6-18/7-15	.333/.467	16-22/8-14	.727/.571	34/40	(6)	11/19	11/18	1/4	13/4	14/22
LSU	49/36	35/25	84-61	+23	29-51/26-60	.569/.433	5-12/1-6	.417/.167	21-26/8-16	.808/.500	31/30	+1	13/8	16/18	4/1	12/8	15/19
OLE MISS	37/22	28/24	65-46	+19	23-57/19-52	.404/.365	2-9/2-9	.222/.222	17-24/6-14	.708/.429	41/31	+10	12/12	14/18	5/3	8/6	12/20
#4/4 MISSISSIPPI ST.	28/35	36/26	64-61	+3	20-42/26-66	.476/.394	3-13/6-16	.231/.375	21-28/3-9	.750/.333	33/34	(1)	10/16	14/9	5/3	5/8	17/23

Note: Game totals are displayed in the format TEAM/OPPONENT for each category



**South Carolina Combined Team Statistics (as of Jan 23, 2017)  
vs. Ranked Teams**



<b>RECORD:</b>	<b>OVERALL</b>	<b>HOME</b>	<b>AWAY</b>	<b>NEUTRAL</b>
ALL GAMES	5-0	2-0	2-0	1-0
CONFERENCE	1-0	1-0	0-0	0-0
NON-CONFERENCE	4-0	1-0	2-0	1-0

#	Player	gp-gs	min	avg	Total		3-Point		F-Throw		Rebounds			pf	dq	a	to	blk	stl	pts	avg		
					fg-fga	fg%	3fg-fga	3fg%	ft-fa	ft%	off	def	tot										
22	WILSON, A'ja	5-5	146	29.2	34-60	.567	0-0	.000	24-35	.686	14	28	42	8.4	14	1	7	19	13	6	92	18.4	
10	GRAY, Alisha	5-5	156	31.2	28-52	.538	4-12	.333	17-26	.654	5	19	24	4.8	12	0	6	4	0	4	77	15.4	
03	DAVIS, Kaela	5-5	152	30.4	20-59	.339	9-22	.409	19-22	.864	3	22	25	5.0	11	0	10	17	0	8	68	13.6	
41	COATES, Alaina	5-5	139	27.8	17-33	.515	0-0	.000	28-38	.737	20	40	60	12.0	15	0	7	8	6	4	62	12.4	
01	CUEVAS-MOORE, Bia	5-4	102	20.4	10-39	.256	1-8	.125	11-14	.786	2	7	9	1.8	14	0	8	7	0	6	32	6.4	
52	HARRIS, Tyasha	5-1	132	26.4	5-18	.278	1-9	.111	9-14	.643	1	2	3	0.6	7	0	13	7	1	3	20	4.0	
21	HERBERT HARRIGAN	5-0	81	16.2	7-14	.500	0-0	.000	5-7	.714	5	13	18	3.6	8	0	3	7	5	3	19	3.8	
04	CLINEY, Doniyah	5-0	73	14.6	1-7	.143	0-2	.000	8-14	.571	4	5	9	1.8	9	0	0	3	0	1	10	2.0	
15	DAVIS, Tiffany	2-0	10	5.0	0-1	.000	0-1	.000	1-2	.500	0	2	2	1.0	0	0	0	0	0	0	1	0.5	
12	BRADSHAW, Araion	2-0	5	2.5	0-1	.000	0-0	.000	0-0	.000	0	0	0	0.0	0	0	0	0	0	0	0	0.0	
00	PATRICK, Victoria	2-0	4	2.0	0-0	.000	0-0	.000	0-0	.000	0	0	0	0.0	0	0	0	0	0	0	0	0.0	
Team											13	13	26										
Total.....		5	1000		122-284	.430	15-54	.278	122-172	.709	67	151	218	43.6	90	1	54	72	25	35	381	76.2	
Opponents.....		5	1000		127-342	.371	27-101	.267	43-74	.581	76	110	186	37.2	135	9	62	69	29	29	324	64.8	

<b>TEAM STATISTICS</b>	<b>SC</b>	<b>OPP</b>
SCORING	381	324
Points per game	76.2	64.8
Scoring margin	+11.4	-
FIELD GOALS-ATT	122-284	127-342
Field goal pct	.430	.371
3 POINT FG-ATT	15-54	27-101
3-point FG pct	.278	.267
3-pt FG made per game	3.0	5.4
FREE THROWS-ATT	122-172	43-74
Free throw pct	.709	.581
F-Throws made per game	24.4	8.6
REBOUNDS	218	186
Rebounds per game	43.6	37.2
Rebounding margin	+6.4	-
ASSISTS	54	62
Assists per game	10.8	12.4
TURNOVERS	72	69
Turnovers per game	14.4	13.8
Turnover margin	-0.6	-
Assist/turnover ratio	0.8	0.9
STEALS	35	29
Steals per game	7.0	5.8
BLOCKS	25	29
Blocks per game	5.0	5.8
ATTENDANCE	26487	11825
Home games-Avg/Game	2-13244	2-5006
Neutral site-Avg/Game	-	1-1812

<b>Date</b>	<b>Opponent</b>		<b>Score</b>	<b>Att.</b>
11/14/16	at #7/6 Ohio State	w	92-80	6683
@ 11/27/16	vs #4/4 Louisville	w	83-59	1812
12/01/16	at #14/15 Texas	w	76-67	3330
12/18/16	#9/9 UCLA	w	66-57	13367
* 01/23/17	#4/4 MISSISSIPPI ST.	w	64-61	13120

\* = Conference game  
@ = Basketball Hall of Fame Women's Challenge (Columbia, S.C./Springfield, Mass.)

<b>Score by Periods</b>	<b>1st</b>	<b>2nd</b>	<b>3rd</b>	<b>4th</b>	<b>Totals</b>
South Carolina	70	98	116	97	381
Opponents	81	78	79	86	324



**South Carolina Combined Team Statistics (as of Jan 23, 2017)**  
**Conference games**



<b>RECORD:</b>	<b>OVERALL</b>	<b>HOME</b>	<b>AWAY</b>	<b>NEUTRAL</b>
ALL GAMES	7-0	4-0	3-0	0-0
CONFERENCE	7-0	4-0	3-0	0-0
NON-CONFERENCE	0-0	0-0	0-0	0-0

#	Player	gp-gs	min	avg	Total		3-Point		F-Throw		Rebounds			pf	dq	a	to	blk	stl	pts	avg	
					fg-fga	fg%	3fg-fga	3fg%	ft-fta	ft%	off	def	tot									
22	WILSON, A'ja	5-5	135	27.0	34-52	.654	0-1	.000	20-28	.714	16	30	46	9.2	12	0	7	13	10	7	88	17.6
41	COATES, Alaina	7-7	206	29.4	37-54	.685	0-0	.000	24-35	.686	21	58	79	11.3	16	0	11	10	9	12	98	14.0
10	GRAY, Alisha	7-7	193	27.6	30-61	.492	11-25	.440	22-27	.815	17	19	36	5.1	18	1	14	16	6	11	93	13.3
01	CUEVAS-MOORE, Bia	7-1	193	27.6	29-60	.483	13-23	.565	11-16	.688	3	9	12	1.7	13	0	15	13	0	7	82	11.7
03	DAVIS, Kaela	7-7	183	26.1	24-81	.296	8-30	.267	21-23	.913	7	13	20	2.9	18	0	11	14	0	9	77	11.0
52	HARRIS, Tyasha	7-7	204	29.1	16-36	.444	6-21	.286	5-6	.833	1	18	19	2.7	13	0	24	15	3	10	43	6.1
21	HERBERT HARRIGAN	7-1	101	14.4	8-29	.276	0-0	.000	1-2	.500	7	12	19	2.7	10	1	1	7	8	1	17	2.4
04	CLINEY, Doniyah	7-0	127	18.1	4-15	.267	1-6	.167	4-10	.400	5	9	14	2.0	10	0	9	6	0	8	13	1.9
12	BRADSHAW, Araion	4-0	15	3.8	1-3	.333	1-2	.500	3-4	.750	1	3	4	1.0	5	0	2	3	0	1	6	1.5
15	DAVIS, Tiffany	2-0	11	5.5	1-2	.500	1-2	.500	0-0	.000	0	0	0	0.0	0	0	0	0	0	0	3	1.5
00	PATRICK, Victoria	6-0	32	5.3	2-6	.333	1-4	.250	1-2	.500	0	3	3	0.5	2	0	0	0	1	1	6	1.0
Team											5	11	16				1					
Total.....		7	1400		186-399	.466	42-114	.368	112-153	.732	83	185	268	38.3	117	2	94	98	37	67	526	75.1
Opponents.....		7	1400		150-415	.361	27-90	.300	58-100	.580	92	144	236	33.7	138	4	81	118	18	42	385	55.0

<b>TEAM STATISTICS</b>	<b>SC</b>	<b>OPP</b>	<b>Date</b>	<b>Opponent</b>	<b>Score</b>	<b>Att.</b>
SCORING	526	385	* 01/01/17	ALABAMA	w 93-45	12069
Points per game	75.1	55.0	* 01/05/17	at Auburn	w 73-47	2144
Scoring margin	+20.1	-	* 01/08/17	at Florida	w 81-62	2232
FIELD GOALS-ATT	186-399	150-415	* 01/12/17	GEORGIA	w 66-63	12043
Field goal pct	.466	.361	* 01/15/17	at LSU	w 84-61	2840
3 POINT FG-ATT	42-114	27-90	* 01/19/17	OLE MISS	w 65-46	12518
3-point FG pct	.368	.300	* 01/23/17	#4/4 MISSISSIPPI ST.	w 64-61	13120
3-pt FG made per game	6.0	3.9				
FREE THROWS-ATT	112-153	58-100	* = Conference game			
Free throw pct	.732	.580	@ = Basketball Hall of Fame Women's Challenge (Columbia, S.C./Springfield, Mass.)			
F-Throws made per game	16.0	8.3				
REBOUNDS	268	236				
Rebounds per game	38.3	33.7				
Rebounding margin	+4.6	-				
ASSISTS	94	81				
Assists per game	13.4	11.6				
TURNOVERS	98	118				
Turnovers per game	14.0	16.9				
Turnover margin	+2.9	-				
Assist/turnover ratio	1.0	0.7				
STEALS	67	42				
Steals per game	9.6	6.0				
BLOCKS	37	18				
Blocks per game	5.3	2.6				
ATTENDANCE	49750	7216				
Home games-Avg/Game	4-12438	3-2405				
Neutral site-Avg/Game	-	0-0				

<b>Score by Periods</b>	<b>1st</b>	<b>2nd</b>	<b>3rd</b>	<b>4th</b>	<b>Totals</b>
South Carolina	159	114	131	122	526
Opponents	86	105	99	95	385



**South Carolina Combined Team Statistics (as of Jan 23, 2017)**  
**All games**



<b>RECORD:</b>	<b>OVERALL</b>	<b>HOME</b>	<b>AWAY</b>	<b>NEUTRAL</b>
ALL GAMES	17-1	10-0	6-1	1-0
CONFERENCE	7-0	4-0	3-0	0-0
NON-CONFERENCE	10-1	6-0	3-1	1-0

##	Player	gp-gs	min	avg	Total		3-Point		F-Throw		Rebounds			pf	dq	a	to	blk	stl	pts	avg	
					fg-fga	fg%	3fg-fga	3fg%	ft-fga	ft%	off	def	tot									
22	WILSON, A'ja	16-16	415	25.9	102-175	.583	0-1	.000	64-92	.696	42	77	119	7.4	38	1	27	38	34	18	268	16.8
41	COATES, Alaina	18-18	492	27.3	98-144	.681	0-0	.000	63-92	.685	63	134	197	10.9	37	0	27	24	28	23	259	14.4
10	GRAY, Alisha	18-18	480	26.7	86-171	.503	23-66	.348	46-62	.742	32	50	82	4.6	37	1	49	26	11	26	241	13.4
03	DAVIS, Kaela	18-17	489	27.2	74-212	.349	33-90	.367	46-55	.836	23	51	74	4.1	38	1	44	39	0	22	227	12.6
01	CUEVAS-MOORE, Bia	18-11	403	22.4	55-137	.401	21-51	.412	25-38	.658	8	26	34	1.9	33	0	41	28	2	29	156	8.7
52	HARRIS, Tyasha	18-8	425	23.6	35-80	.438	12-40	.300	12-18	.667	3	30	33	1.8	22	0	48	31	5	14	94	5.2
21	HERBERT HARRIGAN	18-1	309	17.2	32-84	.381	0-2	.000	18-26	.692	26	47	73	4.1	26	2	11	22	22	8	82	4.6
04	CLINEY, Doniyah	18-1	324	18.0	14-39	.359	2-11	.182	17-31	.548	23	37	60	3.3	25	0	18	17	1	17	47	2.6
00	PATRICK, Victoria	14-0	98	7.0	7-24	.292	6-19	.316	3-7	.429	2	6	8	0.6	4	0	4	3	2	3	23	1.6
12	BRADSHAW, Araion	12-0	90	7.5	4-13	.308	3-7	.429	3-4	.750	3	6	9	0.8	12	0	9	7	0	5	14	1.2
15	DAVIS, Tiffany	10-0	75	7.5	3-15	.200	1-10	.100	3-5	.600	2	9	11	1.1	1	0	2	4	1	1	10	1.0
Team											30	36	66				2					
Total.....		18	3600		510-1094	.466	101-297	.340	300-430	.698	257	509	766	42.6	273	5	280	241	106	166	1421	78.9
Opponents.....		18	3600		376-1094	.344	81-302	.268	156-245	.637	230	368	598	33.2	366	13	179	294	59	113	989	54.9

<b>TEAM STATISTICS</b>	<b>SC</b>	<b>OPP</b>	<b>Date</b>	<b>Opponent</b>	<b>Score</b>	<b>Att.</b>
SCORING	1421	989	11/14/16	at #7/6 Ohio State	w 92-80	6683
Points per game	78.9	54.9	@ 11/20/16	HAMPTON	w 92-38	11795
Scoring margin	+24.0	-	@ 11/21/16	MAINE	w 79-42	11057
FIELD GOALS-ATT	510-1094	376-1094	@ 11/22/16	SAINT PETER'S	w 93-38	11455
Field goal pct	.466	.344	@ 11/27/16	vs #4/4 Louisville	w 83-59	1812
3 POINT FG-ATT	101-297	81-302	12/01/16	at #14/15 Texas	w 76-67	3330
3-point FG pct	.340	.268	12/04/16	at Duke	L 63-74	6036
3-pt FG made per game	5.6	4.5	12/11/16	MINNESOTA	w 98-58	12461
FREE THROWS-ATT	300-430	156-245	12/15/16	CLEMSON	w 83-61	11916
Free throw pct	.698	.637	12/18/16	#9/9 UCLA	w 66-57	13367
F-Throws made per game	16.7	8.7	12/21/16	at Savannah State	w 70-30	1411
REBOUNDS	766	598	* 01/01/17	ALABAMA	w 93-45	12069
Rebounds per game	42.6	33.2	* 01/05/17	at Auburn	w 73-47	2144
Rebounding margin	+9.3	-	* 01/08/17	at Florida	w 81-62	2232
ASSISTS	280	179	* 01/12/17	GEORGIA	w 66-63	12043
Assists per game	15.6	9.9	* 01/15/17	at LSU	w 84-61	2840
TURNOVERS	241	294	* 01/19/17	OLE MISS	w 65-46	12518
Turnovers per game	13.4	16.3	* 01/23/17	#4/4 MISSISSIPPI ST.	w 64-61	13120
Turnover margin	+2.9	-				
Assist/turnover ratio	1.2	0.6				
STEALS	166	113				
Steals per game	9.2	6.3				
BLOCKS	106	59				
Blocks per game	5.9	3.3				
ATTENDANCE	121801	26488				
Home games-Avg/Game	10-12180	7-3525				
Neutral site-Avg/Game	-	1-1812				

\* = Conference game  
@ = Basketball Hall of Fame Women's Challenge (Columbia, S.C./Springfield, Mass.)

<b>Score by Periods</b>	<b>1st</b>	<b>2nd</b>	<b>3rd</b>	<b>4th</b>	<b>Totals</b>
South Carolina	372	364	369	316	1421
Opponents	233	251	254	251	989