



SOUTH CAROLINA BASKETBALL

MBB CONTACT: EMILY MILES // EFEENEY@MAILBOX.SC.EDU // 803-777-7743 // @EMILYMILES_SID

2016-17 SCHEDULE

OVERALL: 14-3 | SEC: 4-0

NOVEMBER

6	Newberry +	W, 107-89
11	Louisiana Tech	W, 85-76
13	Holy Cross %	W, 81-49
15	Monmouth %	W, 70-69 (OT)
18	SC State %	W, 92-50
23	No. 25/24 Michigan	W, 61-46
26	vs. No. 18/16 Syracuse!	W, 64-50

DECEMBER

1	Vermont	W, 68-50
4	FIU	W, 70-54
12	vs. Seton Hall &	L, 67-64
17	at USF	W, 77-66
21	Clemson	L, 62-60
27	Lander	W, 90-62
30	at Memphis	L, 70-54

JANUARY

4	at Georgia*	W, 67-61
7	Texas A&M*	W, 79-68
11	at Tennessee*	W, 70-60
14	Ole Miss*	W, 67-56
18	No. 19/21 Florida*	6:30 p.m./ SECN
21	at No. 5/5 Kentucky*	6 p.m./ESPN
24	Auburn*	6:30 p.m./ SECN
28	at Missouri*	8:30 p.m. SECN

FEBRUARY

1	at LSU*	9 p.m./ SECN
4	Georgia*	2 p.m./ESPN/2
7	Alabama*	6:30 p.m./ SECN
11	at Mississippi State*	8 p.m./ESPN2
15	Arkansas*	6:30 p.m./ SECN
18	at Vanderbilt*	8:30 p.m./ SECN
21	at Florida*	7 p.m./ESPN
25	Tennessee*	1 p.m./ SECN
28	Mississippi State*	7 p.m./ESPNU

MARCH

4	at Ole Miss*	8:30 p.m./ SECN
8-12	TBA (SEC Tournament)	TBA

All home games in **bold** | All times listed Eastern
* indicates SEC contest | + indicates exhibition | **SECN+** - SEC Network + | **SECN** - SEC Network | **CBSN** - CBS Sports Network | % - Brooklyn Hoops Holiday Invitational (Columbia, S.C.) | ! - Brooklyn Hoops Holiday Invitational (Brooklyn, N.Y.) | & - Under Armour Reunion (New York, N.Y.)

No. 24/24 SOUTH CAROLINA (14-3, 4-0 SEC) vs. No. 19/21 FLORIDA (14-3, 5-0 SEC)

WED., JAN. 18 • COLONIAL LIFE ARENA (18,000) • COLUMBIA, S.C. • 6:30 P.M. ET • SEC NETWORK



GAMECOCKS



GATORS

VS

Head Coach: Frank Martin (FIU, '93)
Record At Carolina: 84-66 (5th season)
Career Record: 201-120 (10th season)
Record vs. Florida: 1-5

Top scorer: Thornwell (18.0)
Top rebounder: Thornwell (7.1)
Top assist maker: Thornwell (3.5)
Media Relations: Emily Miles
Twitter Updates: @GamecockMBB

Head Coach: Mike White (Ole Miss, '00)
Record At Florida: 35-18 (2nd season)
Career Record: 136-58 (6th season)
Record vs. S. Carolina: 0-1

Top scorer: Allen (13.9)
Top rebounder: Joh Egbunu (7.1)
Top assist maker: Hill (4.9)
Media Relations: Denver Parler
Twitter Updates: @GatorsMBK

GAME 18

Broadcast: SEC Network
Play-By-Play: Tom Hart
Analyst: Daymeon Fishback
Producer: Trevor Towle

Radio: Gamecock Radio Network
Play-By-Play: Derek Scott
Analyst: Casey Manning
Sirius: 145; **XM:** 380

Watch: WatchESPN
Live Stats: GamecocksOnline.com
Tickets: GamecocksOnline.com

Series: Florida leads 43-23
Last Meeting: 73-69 (OT), SC win, Feb. 20, 2016, in Columbia
Series In Columbia: UF leads 21-14
Series Trend: Florida has won seven of the last 10 meetings

PROBABLE STARTERS

SOUTH CAROLINA	HT.	WT.	YR.	HOMETOWN	PPG	RPG	MPG
G - #0 Sindarius Thornwell	6-5	205	Sr.	Lancaster, S.C.	18.0	7.1	31.9
G - #10 Duane Notice	6-2	225	Sr.	Toronto, Ontario	9.9	2.2	31.1
G - #15 PJ Dozier	6-6	205	So.	Columbia, S.C.	14.9	4.8	27.0
F - #21 Maik Kotsar	6-10	245	Fr.	Tallin, Estonia	7.4	5.5	23.5
F - #30 Chris Silva	6-9	223	So.	Libreville, Gabon	9.7	6.3	19.9

FLORIDA	HT.	WT.	YR.	HOMETOWN	PPG	RPG	MPG
G - #0 Kasey Hill	6-1	175	Sr.	Umatilla, Fla.	9.5	2.9	29.2
G - #5 KeVaughn Allen	6-2	183	So.	Little Rock, Ark.	13.9	2.4	28.2
F - #1 Devin Robinson	6-8	200	Jr.	Chesterfield, Va.	11.4	5.1	24.6
F - #23 Justin Leon	6-8	206	Sr.	Conway, Ark.	6.7	3.1	20.7
C - #13 Kevarrus Hayes	6-9	218	So.	Live Oak, Fla.	5.4	3.8	15.6

***probable starters based on previous game

TODAY'S GAME

South Carolina will face back-to-back ranked opponents this week for the second time this season, beginning with Wednesday's matchup vs. No. 19/21 Florida. The Gators and Gamecocks enter SEC action this week tied with Kentucky atop the standings with undefeated conference records. Carolina looks for its second straight victory over the Gators, as the Gamecocks earned an overtime win in Columbia in the only meeting between the two former SEC East rivals last season.

GAME STORYLINES

- South Carolina is in its 109th season of varsity basketball in 2016-17.
- On the sidelines, Frank Martin is joined by associate head coach Matt Figger, assistant coaches Perry Clark and Bruce Shingler, and director of operations Andy Assaley.
- South Carolina is back in the national rankings this week, checking in at No. 24 in both the AP and Coaches Polls. The Gamecocks jumped in to the national rankings on Nov. 28 for the first time this season after posting wins over two ranked opponents the previous week in No. 25/24 Michigan and No. 18/16 Syracuse. The Gamecocks checked in at No. 20 in the Associated Press poll and No. 23 in the Coaches Poll. The Gamecocks have risen to as high as 15th in the AP poll this season, which was the highest rank for Carolina since the Gamecocks were ranked 14th in the final poll of the 1997-98 campaign. The Gamecocks high mark in the Coaches poll this season was at No. 15.
- South Carolina led for the entire contest in a 67-56 home win over Ole Miss last Saturday to improve to 14-3 on the year and 4-0 in league action. Sophomore forward Chris Silva collected his second career double-double with a career high 16 points and 11 rebounds. Classmate PJ Dozier also provided 16 points and rookie guard Rakym Felder was a spark off the bench, scoring





















SOCIAL HUB

@GAMECOCKMBB // #GAMECOCKS
FACEBOOK.COM/GAMECOCKMBB



SOUTH CAROLINA GAMECOCKS

Overall: 14-3; SEC: 4-0; Home: 10-1; Away: 3-1; Neutral: 1-1

0		SINDARIUS THORNWELL - Sr. - G - 6-5 - 211 - Lancaster, S.C. MIN PTS RBS AST FG% 3FG% FT% 31.9 18.0 7.1 3.5 45.4 40.5 82.8	- 16 points, including 11 in final 6:23, also 7 rebounds, 5 steals in win vs. A&M - Led the team with 22 points, including 16 in the second half, along with 4 assists, 4 steals in win at Tennessee - 10 points, eight rebounds and two steals in win vs. Ole Miss - In league play, 16.8 points, 7.8 rebounds, 2.5 assists and 4.3 steals per game
1		KORY HOLDEN - Jr. - G - 6-1 - 181 - Salisbury, Md. MIN PTS RBS AST FG% 3FG% FT% 36.3 17.7 3.0 4.2 39.4 38.8 79.5	- Junior guard who transferred from Delaware and will have to sit out the 2016-17 season due to NCAA transfer rules - Tallied 892 points in two seasons at Delaware - Stats listed are from sophomore season at Delaware
2		HASSANI GRAVETT - R-So. - G - 6-1 - 183 - Villa Rica, Ga. MIN PTS RBS AST FG% 3FG% FT% 19.8 4.4 1.8 1.8 32.4 25.6 65.0	- Breakout game vs. Seton Hall, tallied a season high 11 points, to go along with three rebounds in 28 minutes - Scored six points, including a free throw with 30 seconds remaining to help seal the win over Georgia in his SEC debut - Led bench scorers with 12 points in win at Tennessee
4		RAKYM FELDER - Fr. - G - 5-10 - 210 - Brooklyn, N.Y. MIN PTS RBS AST FG% 3FG% FT% 14.3 6.1 1.5 1.6 45.6 48.7 70.8	- Tallied second-straight double-figure game with 10 points, an assist and a steal at Memphis - A perfect 3-of-3 from range, and 6-of-8 overall from the field, for 19 points, to go along with two assists and two steals in win vs. A&M - 5 points, two assists and two steals in 14 minutes in win at Tennessee - 12 points, including 9-straight during middle portion of 2nd half, vs. Ole Miss
5		TEMARCUS BLANTON - R-So. - G - 6-5 - 206 - Locust Grove, Ga. MIN PTS RBS AST FG% 3FG% FT% 5.4 1.3 1.3 0.1 37.5 66.7 50.0	- DNP vs. SC State and Michigan due to an abdominal strain - Hit a jumper in return to the court in upset win vs. Syracuse - DNP in seven games due to a groin strain (Vermont through Memphis) - Returned to the court at Georgia, saw two minutes of action - Pulled down three rebounds with a steal in seven minutes vs. Ole Miss
10		DUANE NOTICE - Sr. - G - 6-2 - 225 - Toronto, Canada MIN PTS RBS AST FG% 3FG% FT% 31.1 9.9 2.2 2.5 34.7 31.7 66.0	- Breakout game vs. FIU, matched career high with 27 points, hitting a career high six 3s - 13 points with three rebounds in win vs. Lander - 9-12 from the field, 4-9 from 3-point range in win over A&M for 19 points - 11 points, hitting a pair of 3s, and also 3 rebounds in win at Tennessee - 7 points, 3 assists and a pair of steals in the win vs. Ole Miss
12		KHADIM GUEYE - Fr. - F - 7-0 - 235 - Dakar, Senegal MIN PTS RBS BLK FG% 3FG% FT% 8.4 0.7 1.2 0.4 30.0 0.0 62.5	- Tallied first points of the season vs. SC State, scoring six points with five rebounds - Four points, three rebounds and two blocks in win over Lander - Pulled down two rebounds at Memphis - Pulled down two rebounds with a steal in home win vs. Ole Miss
13		TOMMY CORCHIANI - Fr. - G - 6-1 - 173 - Raleigh, N.C. MIN PTS RBS AST FG% 3FG% FT% 1.8 0.0 0.3 0.0 0.0 0.0 0.0	- Averaged 12 points, four rebounds and four assists during senior season at Ravenscroft High School - Son of former NC State standout Chris Corchiani - Saw action vs. SC State, collecting a rebound
14		RAN TUT - Jr. - F - 6-9 - 210 - Melbourne, Australia MIN PTS RBS AST FG% 3FG% FT% 5.9 0.7 1.7 0.2 33.3 0.0 0.0	- Played two seasons at Monroe College, averaging 10.4 points, 5.9 rebounds and 1.1 blocks in 21.0 minutes per game - Valuable minutes off the bench in opener vs. La Tech, 4 points, 6 rebounds - Saw action in win at Tennessee off the bench
15		PJ DOZIER - So. - G - 6-6 - 205 - Columbia, S.C. MIN PTS RBS AST FG% 3FG% FT% 27.0 14.9 4.8 3.1 43.9 41.2 72.5	- Career high 26 points/8 rebounds/5 assists/4 steals vs. Clemson - Scored a game high 24 points, with five assists in win at Georgia - Eight points, 4 assists and two steals in win over A&M - Was in foul trouble at Tennessee; scored six points in the win - 16 points, 5 rebounds and 3 assists in home win vs. Ole Miss/13.5 ppg in SEC games
20		JUSTIN MCKIE - Sr. - G - 6-4 - 204 - Columbia, S.C. MIN PTS RBS AST FG% 3FG% FT% 19.5 5.0 2.7 1.4 36.8 27.8 61.1	- Big vs. Seton Hall, hit two clutch free throws with 31 seconds on the clock to tie the game; scored 9 points with 2 steals, converting both steals into points - Third-career double-figure point game with 10 points, two assists at Memphis - 3 points and 5 rebounds in win at Georgia off the bench - Hit a corner 3, and dished an assist and collected a steal in road win at Tennessee
21		MAIK KOTSAR - Fr. - F - 6-10 - 245 - Tallin, Estonia MIN PTS RBS AST FG% 3FG% FT% 23.5 7.4 5.5 0.6 53.2 0.0 43.5	- Collected first-career double-double with 10 points and 11 rebounds in win over Lander - Five points and five rebounds at Memphis - 5 points and a team high 8 rebounds in win at Tennessee - Six points and six rebounds, along with two blocks and a steal in just 16 minutes in home win vs. Ole Miss
23		EVAN HINSON - Fr. - G - 6-4 - 238 - Deltona, Fla. MIN PTS RBS AST FG% 3FG% FT% 3.0 0.0 0.0 0.0 0.0 0.0 0.0	- Averaged 23.5 points, 6.8 rebounds and 4.7 assists per game as a junior when he was named the Daytona Beach News-Journal's Player of the Year on the hardwood - Also a member of the Carolina football team, playing tight end - Joined the basketball team following the Birmingham Bowl - Saw first basketball action of the season vs. Ole Miss
24		SEDEE KEITA - Fr. - F - 6-9 - 240 - Philadelphia, Pa. MIN PTS RBS BLK FG% 3FG% FT% 12.2 1.7 2.5 0.5 26.7 0.0 54.5	- Was sidelined during preseason camp due to a wrist injury - 7 points and five rebounds in win over Lander - Pulled down seven rebounds with two steals in 25 minutes at Memphis - 5 rebounds and a block in 10 minutes in win at Tennessee
25		CHRISTIAN SCHMITT - Fr. - G - 6-0 - 175 - Mars, Pa. MIN PTS RBS AST FG% 3FG% FT% 1.7 0.0 0.0 0.0 0.0 0.0 0.0	- Walk-on who joined the Gamecocks this fall - Averaged 12.0 points, 3.0 rebounds and 5.0 assists per game during senior season at Mars Area High - Saw action vs. SC State and Lander
30		CHRIS SILVA - So. - F - 6-9 - 223 - Libreville, Gabon MIN PTS RBS BLK FG% 3FG% FT% 19.9 9.7 6.3 1.9 57.8 0.0 71.2	- Leads the team and is among SEC leaders with 1.9 blocks per game - 6-of-7 from the floor, for 13 points, with three blocks in win at Georgia - Career high 15 points, also 6 rebounds and a block in win over A&M - Was in early foul trouble in win at Tennessee, but blocked two shots and had two steals - Career high 16 points in home win vs. Ole Miss, also 11 rebs for 2nd-career double-double
31		JARRELL HOLLIMAN - R-Jr. - F - 6-7 - 206 - Alpharetta, Ga. MIN PTS RBS AST FG% 3FG% FT% 6.4 0.5 0.7 0.2 33.3 0.0 1.000	- R-junior forward who saw action in four contests last season - Career high 14 minutes in opener vs. La Tech, scoring first points of his career, finishing with four points and an assist - Collected a rebound vs. Holy Cross in 12 minutes off the bench
34		JOHN RAGIN - So. - G - 6-2 - 177 - Eastover, S.C. MIN PTS RBS AST FG% 3FG% FT% - - - - - - -	- Saw action in four contests before an illness sidelined him for the final 11 games of the season - Tallied two points in home win vs. Francis Marion (Dec. 30)

INTERVIEW POLICIES

All interview requests must be made in advance to SID Emily Miles in the South Carolina Media Relations Office. Beginning with the start of practice in October, Miles will release a weekly coach and student-athlete availability schedule to media on Mondays.

Post-Game Interview Policy: After each home game, the visiting coach will address the media first, followed by South Carolina student-athletes then South Carolina head coach Frank Martin. (Depending on deadline, this may be altered on a game-by-game basis).

Road Interview Policy: Interviews with Coach Martin and Gamecock student-athletes while on the road will be scheduled according to the home post-game media procedure.

All interviews are to be coordinated through the Media Relations Office. This allows the staff to arrange the interview when it best suits the student-athlete's and the reporter's schedules. Please contact the Media Relations Office in advance to make your interview requests. Media are not permitted to contact student-athletes on their own at any time.

All interviews will take place at the designated media interview site for that day as listed in the weekly availability schedule or in the Media Relations Office.

Dormitory, apartment and cell phone numbers for student-athletes will not be provided to the media. Should you need to conduct a telephone interview with a student-athlete, a call will be placed to you from the student-athlete at a mutually agreeable time.

SOUTH CAROLINA MEDIA RELATIONS

Emily Miles, primary contact

Associate Director

cell: 803-727-3284

e-mail: efeeneey@mailbox.sc.edu

Twitter: @EmilyMiles_SID

Website: www.GamecocksOnline.com

Facebook: www.Facebook.com/GamecockMBB

Twitter: @GamecockMBB

Instagram: @GamecockMBB

STAT COMPARISON

	SC	FLORIDA	NCAA Rank
Record	14-3	14-3	24/24
Conference Record	4-0	5-0	-
Current Streak	W4	W7	-
Scoring Avg.	71.7	79.0	230/62
Opponent Scoring Avg.	59.8	67.1	8/74
Scoring Margin	+11.9	+11.9	35/36
Field Goal %	.429	.455	244/126
Opponent Field Goal %	.364	.433	3/180
3-Point Field Goal %	.358	.357	145/149
Opponent 3-Point Field Goal %	.279	.330	1/114
3-Point Field Goal Made PG	6.9	7.1	220/199
3-Point Field Goal Attempts PG	19.4	19.9	262/236%
Free Throw %	.693	.725	183/94
Opponent Free Throw %	.713	.686	-
Rebounding Avg.	37.4	35.2	137/238
Opponent Rebounding Avg.	34.1	34.6	-
Rebounding Margin	+3.2	+0.6	102/198
Turnovers Avg.	13.5	11.4	182/33
Opponent Turnover Avg.	17.1	16.7	12/17
Assists Avg.	13.8	12.2	175/270
Blocks Avg.	4.8	5.1	54/38
Steals Avg.	8.4	8.4	25/29

% indicates total attempts

NCAA stats games through Jan. 15

BY THE NUMBERS

3rd

South Carolina ranks **third** nationally in field goal percentage defense (games through Jan. 15), allowing opponents to hit just 36.4% from the floor this season. That mark leads the SEC as well.

1st

Carolina ranks **1st** in 3-point field goal percentage defense (27.9%) nationally. Gamecock opponents average just 4.7 made 3s per game on 16.9 attempts per game.

20+

The Gamecocks have forced three-straight opponents - A&M-25, Tennessee-22 and most recently Ole Miss-21 - to at least 20 turnovers.

5-0

South Carolina is looking for just its second **5-0** start ever in SEC play. The 1996-97 Gamecocks began SEC action 11-0.

+16.5

South Carolina is out-scoring its opponents by **16.5** points per game in home contests this season, scoring 74.8 points per game, compared to 58.4 by its opponents.

A SOUTH CAROLINA WIN WOULD ...

- Be the Gamecocks' second straight in the series vs. Florida, marking the first back-to-back Carolina wins in the series since the second matchup of the 2010 SEC season and the first in 2011
- Be Carolina's 11th at home this season and 27th in the last 31 games at Colonial Life Arena
- Push South Carolina's win streak to five games
- Improve Frank Martin's record to 2-5 all-time vs. UF
- Be a 5-0 start to SEC action for Carolina, just the second time the Gamecocks have gone 5-0 to open league play

12 points, including nine straight for the Gamecocks during the middle portion of the second half.

- In league play, Carolina opponents are averaging 21.0 turnovers per contest.

- South Carolina currently leads the nation in 3-point field goal percentage defense, holding opponents to just 27.9 percent from beyond the arc this season.

- South Carolina leads the SEC in several defensive categories entering Wednesday's matchup vs. the Gators. In overall games, Carolina is tops in scoring defense (59.8), FG% defense (36.4%) and 3-point FG% defense (27.9%), as well as in steals (8.4 per game). In strictly league games, Carolina is first in scoring defense (31.2), FG% defense (38.0%) and steals (10.0 per game).

- South Carolina is 10-1 at home this season, averaging 74.8 points per game and hitting 44.2% from the field.

- South Carolina head coach Frank Martin is 80-78 (.506) all-time in conference games.

- South Carolina is in its 26th basketball season as a member of the Southeastern Conference. The Gamecocks are 159-253 (.382) all-time in SEC games.

- The Gamecocks currently rank 26th in the NCAA RPI (games through Jan. 15), which is third in the SEC behind Florida (3rd) and Kentucky (7th).

- Nine different Gamecocks average at least 12 minutes per game, and seven different players provide at least five points per outing.

- Sophomore guard Hassani Gravett and freshman guard Rakym Felder have both been a spark off the bench for Carolina this season. In the last 10 games, Gravett has led the Gamecocks in points off the bench four times, and Felder five times. Last week, Gravett led the bench with 12 crucial points vs. Tennessee, and Felder scored 12 of his own in the win over Ole Miss, including nine-straight Carolina points midway through the second half.

- Behind 22 points, including 16 in the second half, from senior guard Sindarius Thornwell, and 12 off the bench from sophomore guard Hassani Gravett, South Carolina closed a 10-point victory at Tennessee on Jan. 11, 70-60. The win was Carolina's second in the last three games in Knoxville, and just the second since the 2002 SEC campaign at Thompson-Boling Arena.

- Carolina's win at Tennessee was the 200th of head coach Frank Martin's coaching career. He amassed a 117-54 record as head coach at Kansas State, and holds a mark of 84-66 in his fifth season at Carolina.

- South Carolina improved to 9-1 in home games and 2-0 in league play with a 79-68 win over Texas A&M

in the SEC home opener at Colonial Life Arena on Jan. 7. South Carolina was led by four in double-figures, with senior guard Duane Notice and rookie guard Rakym Felder's 19 points each leading the way. Notice connected on 4-of-9 from 3-point range, while Felder was a perfect 3-of-3 from beyond the arc. Texas A&M hit an opponent season high 52.9% from the field, but 30 Gamecock points off of 25 Aggie turnovers, and 18 second-chance points for Carolina saw the home team earn the 11-point win.

- After scoring five early points vs. A&M, Thornwell would go scoreless through the middle part of the game vs. the Aggies. He scored 11 of his 16 points in the final 6:23 of the contest, while he also assisted on a crucial 3 from Dozier with 3:21 remaining to give Carolina its biggest lead of the game at 72-61.

- The Gamecocks are now 10-16 all-time in SEC openers after posting a 67-61 road win at Georgia to begin the league campaign on Jan. 4 at Stegeman Coliseum in Athens. The win snapped a four-game UGA win streak in the series, and was just the third Gamecock win in the last 10 at Stegeman. Sophomore guard PJ Dozier connected on 9-of-17 attempts for a game high 24 points, it was his sixth 20-point performance of the season, while senior guard Sindarius Thornwell filled up the stat sheet in his return with 19 points and 11 rebounds for his eighth career double-double, while he also blocked three shots and had six of Carolina's seven steals. The Gamecocks held J.J. Frazier to just 3-of-10 from the field and 1-of-6 from 3-point range.

- Thornwell was named to the SEC All-Defensive Team last March, while Notice was named the league's Sixth Man Of The Year.

KEY STAT

South Carolina is the only Power 5 conference to have both its men's and women's basketball teams currently undefeated in conference play. The Gamecock men are 4-0 entering Wednesday's matchup vs. Florida, and the Carolina women are 5-0 after a 23-point road win at LSU this past Sunday.

ASSOCIATED PRESS TOP 25

Jan. 16, 2016

Rk.	Team	Record	Pts.
1	Villanova (28)	17-1	1,580
2	Kansas (32)	16-1	1,562
3	UCLA (3)	18-1	1,472
4	Gonzaga (2)	17-0	1,433
5	Kentucky	15-2	1,357
6	Baylor	16-1	1,315
7	Creighton	17-1	1,185
7	West Virginia	15-2	1,185
9	North Carolina	16-3	1,063
10	Florida State	16-2	964
11	Oregon	16-2	931
12	Louisville	15-3	900
13	Butler	15-3	823
14	Arizona	16-2	757
15	Notre Dame	16-2	748
16	Virginia	13-3	677
17	Wisconsin	14-3	644
18	Duke	14-4	614
19	Florida	14-3	405
20	Cincinnati	15-2	373
21	Purdue	14-4	309
22	Xavier	13-4	294
23	Saint Mary's	15-2	210
24	South Carolina	14-3	125
25	Maryland	16-2	121

Others receiving votes: TCU 29, USC 14, SMU 8, Nevada 7, Northwestern 7, UNC Wilmington 6, Iowa State 5, Akron 1, Kansas State 1

Dropped from rankings: Minnesota 24, Kansas State 25, USC 25

ESPN/USA TODAY TOP 25

Jan. 9, 2016

Rk.	Team	Record	Pts.
1	Kansas (23)	16-1	785
2	Villanova (4)	17-1	759
3	UCLA (2)	18-1	725
4	Gonzaga (3)	17-0	718
5	Kentucky	15-2	655
6	Baylor	16-1	641
7	Creighton	17-1	590
8	West Virginia	15-2	563
9	North Carolina	16-3	480
10	Oregon	16-2	467
11	Louisville	15-3	444
12	Florida State	16-2	393
13	Arizona	16-2	385
14	Butler	15-3	381
15	Notre Dame	16-2	372
16	Virginia	13-3	338
17	Wisconsin	14-3	322
18	Duke	14-4	301
19	Xavier	13-4	214
20	Cincinnati	15-2	206
21	Florida	14-3	187
22	Purdue	14-4	133
23	Saint Mary's	15-2	115
24	South Carolina	14-3	79
25	Maryland	16-2	30

Others receiving votes: Northwestern 20, USC 17, UNC Wilmington 17, California 16, Indiana 14, TCU 10, Miami 5, Middle Tennessee 4, New Mexico State 4, SMU 3, Nevada 2, Utah 2, Illinois State 1, Kansas State 1, Minnesota 1

Dropped from rankings: Minnesota 24, USC 25



SOUTHEASTERN CONFERENCE STANDINGS

As of Jan. 16

Team	Conference	Overall
Florida	5-0	14-3
Kentucky	5-0	15-2
South Carolina	4-0	14-3
Alabama	3-1	10-6
Mississippi State	3-1	12-4
Georgia	3-2	11-6
Arkansas	2-3	13-4
Tennessee	2-3	9-8
Vanderbilt	2-3	8-9
Auburn	1-4	11-6
LSU	1-4	9-7
Ole Miss	1-4	10-7
Texas A&M	1-4	9-7
Missouri	0-4	5-11

COACHES TELECONFERENCE

The weekly SEC men's basketball coaches teleconference will be held Monday, Jan. 2 and 16; Thursday, Jan. 26; Monday, Feb. 6, 20 and March 6. Media representatives wishing to participate in the teleconference should contact the SEC Communications Department for further details. Each coach will appear on the teleconference for seven minutes, according to the following schedule:

ORDER OF APPEARANCE

(All Times Eastern)

11:00 a.m.	Bryce Drew, Vanderbilt
11:07 a.m.	Mike White, Florida
11:14 a.m.	Frank Martin, South Carolina
11:21 a.m.	Mark Fox, Georgia
11:28 a.m.	Johnny Jones, LSU
11:35 a.m.	John Calipari, Kentucky
11:42 a.m.	Rick Barnes, Tennessee
11:49 a.m.	Mike Anderson, Arkansas
11:56 a.m.	Avery Johnson, Alabama
12:03 a.m.	Bruce Pearl, Auburn
12:10 a.m.	Andy Kennedy, Ole Miss
12:17 a.m.	Ben Howland, Miss. State
12:24 a.m.	Kim Anderson, Missouri
12:31 a.m.	Billy Kennedy, Texas A&M

In addition, the SEC men's basketball teams who make it to postseason will be on a teleconference on Monday, March 13 beginning at 10:00 a.m. CT.

All SEC basketball teleconferences can be listened to on the internet at www.secdigitalnetwork.com shortly after the conclusion of the teleconference.

CAROLINA BENCH PRODUCTION

GAME	SC-OPP	DIFF.	SC HIGH BENCH SCORER
La Tech	18-19	-1	Gravett, 7
Holy Cross	25-9	+16	McKie, 10
Monmouth	12-14	-2	McKie, 8
SC State	31-9	+22	Felder, 9
Michigan	7-15	-8	McKie, 5
vs. Syracuse	7-7	-	McKie, 3
Vermont	8-18	-10	Keita, 4
FIU	11-2	+9	Keita, 6
vs. Seton Hall	16-13	+3	Gravett, 11
at USF	13-14	-1	Felder, 11
Clemson	3-29	-26	Gravett, 2
Lander	37-25	+12	Felder, 20
at Memphis	18-7	+11	Felder, 10
at Georgia	9-8	+1	Gravett, 6
Texas A&M	19-12	+7	Felder, 19
at Tennessee	22-19	+3	Gravett, 12
Ole Miss	12-24	-12	Felder, 12
Florida			
at Kentucky			
Auburn			
at Missouri			
at LSU			
Georgia			
Alabama			
at Mississippi State			
Arkansas			
at Vanderbilt			
at Florida			
Tennessee			
Mississippi State			
at Ole Miss			

SPECIALTY STATS

(PP) points in paint; (OT) points off turnovers; (2nd) second chance points; (FB) fast break points

(South Carolina-Opponent)

GAME	PP	OT	2ND	FB
La Tech	38-30	17-18	19-9	13-10
Holy Cross	30-20	12-9	13-4	14-4
Monmouth	24-26	10-13	12-17	0-10
SC State	44-12	23-9	28-4	14-4
Michigan	36-8	14-8	9-10	8-0
vs. Syracuse	30-8	11-11	9-10	8-3
Vermont	46-18	24-11	11-11	9-3
FIU	34-26	24-6	17-10	13-4
vs. Seton Hall	28-28	19-18	5-15	6-6
at USF	30-24	16-12	17-11	9-11
Clemson	36-33	10-10	18-13	6-15
Lander	40-24	15-7	16-7	23-14
at Memphis	14-32	9-13	5-6	3-10
at Georgia	38-18	18-9	13-7	8-5
Texas A&M	32-26	30-12	18-8	13-4
at Tennessee	26-22	19-21	6-11	17-6
Ole Miss	24-20	20-22	9-6	7-8
Florida				
at Kentucky				
Auburn				
at Missouri				
at LSU				
Georgia				
Alabama				
at Mississippi State				
Arkansas				
at Vanderbilt				
at Florida				
Tennessee				
Mississippi State				
at Ole Miss				
SC Total	550	291	225	171
SC Average	32.3	17.1	13.2	10.1
Opp Total	375	209	159	118
Opp Average	22.1	12.3	9.4	6.9

UNIVERSITY INFORMATION

Location..... Columbia, S.C.
 Founded..... 1801
 Enrollment..... 33,724
 Nickname..... Gamecocks
 Colors Garnet (PMS 202) and Black
 National Affiliation NCAA Division I
 Conference..... Southeastern (SEC)
 Athletics Web Address www.GamecocksOnline.com
 University Web Address..... www.sc.edu
 President Dr. Harris Pastides
 NCAA Representative Dr. Valinda Littlefield
 Athletics Director Ray Tanner
 Basketball Administrator/Chief Operating Officer..... Kevin O'Connell

BASKETBALL STAFF/INFORMATION

Head Coach Frank Martin
 Alma Mater Florida International, '93
 Record At South Carolina/Seasons 84-66 (.560), 5th season
 Overall Record/Seasons 201-120 (.626), 10 season
 Assoc. Head Coach/Recruiting Coord. Matt Figger (Eastern Kentucky, '95)
 Assistant Coach Perry Clark (Gettysburg, '74)
 Assistant Coach Bruce Shingler (St. Augustine's College, '05)
 Director of Basketball Operations Andy Assaley (Cincinnati, '96)
 Strength & Conditioning Coach..... Scott Greenawalt (Muskingum College, '98)
 Athletic Trainer Mark Rodger (Buffalo, '01)
 Video Coordinator Jay Gibbons (Clayton State, '03)
 Student-Athlete Development Doug Edwards (Florida State, '07)
 Student Assistant Coach Brian Steele (South Carolina, '16)
 Graduate Student Manager Ryan McIntyre (West Virginia, '16)
 Director of Social Media Dushawn Davis (Coastal Carolina, '11)
 Special Assistant to the Head Coach..... Jarett Gerald (South Carolina, '11)
 Associate Media Relations Director..... Emily Miles (Ball State, '03)
 Home Arena..... Colonial Life Arena
 Capacity 18,000
 Arena General Manager..... Sid Kenyon
 Press Row Phone Number 803-777-6182

BASKETBALL HISTORY

First Year of Basketball..... 1908
 All-Time Record..... 1,381-1,215-1 (.531)
 Overall Postseason Record..... 26-19
 NCAA Tournament Appearances..... 8 (1971, 1972, 1973, 1974, 1989, 1997, 1998, 2004)
 NCAA Tournament Record..... 4-9
 Last NCAA Tournament Appearance 2004, L vs. Memphis, 59-43
 NIT Appearances 11 (1969, 1975, 1978, 1983, 1991, 1996, 2001, 2002, 2005, 2006, 2009, 2016)
 NIT Record 22-10
 Last NIT Appearance 2016, L vs. Georgia Tech, 83-66
 Conference Championships/Titles.....
 SoCon Regular Season (1927, 1933, 1934, 1945); SoCon Tournament
 Champion (1933); ACC Regular Season (1970);
 ACC Champion (1971); SEC Regular Season (1997); SEC East Division
 Co-Champions (2009)

MEDIA RELATIONS

Associate Media Relations Director/Men's Basketball Emily Miles
 Miles' email efeeney@mailbox.sc.edu
 Miles' office phone 803-777-7743
 Miles' cell phone 803-727-3284
 Miles on Twitter..... @EmilyMiles_SID
 Website GamecocksOnline.com

SCOUTING FLORIDA

- Led by second-year head coach Mike White, Florida is 14-3 overall this season and is undefeated at 5-0 in SEC games.
 - Florida played its first 11 games of the season at neutral site or away matchups due to arena renovations at the Stephen C. O'Connell Center. UF's first home game came in a 94-71 win over Little Rock on Dec. 21.
 - The Gators have posted wins at Arkansas, vs. Ole Miss and Tennessee, at Alabama and most recently an OT win over Georgia thus far in SEC contests.
 - The Gators are led by three in double figures, with KeVaughn Allen's 13.9 per game a team high. Canyon Barry adds 12.8 per contest and Devin Robinson provides 11.4.
 - Barry leads the team in SEC games at 15.4 per outing. He tallied a season high 27 in the OT victory over Georgia, connecting on five 3s, and hitting all of his eight attempts at the free throw line.
 - Florida is strong defensively, as UF has forced at least 18 turnovers in each of its last four games.
 - UF ranks 29th nationally with 8.4 steals per game, which is second in the conference to South Carolina's 8.4 per outing (25th nationally) as well.



FLORIDA SERIES

Florida leads the all-time series with South Carolina, 43-23, and holds a 21-14 edge in games played in Columbia. South Carolina won last season's meeting against the Gators, a 73-69 overtime thriller at Colonial Life Arena. That Gamecock win snapped a streak of seven straight wins in the series for Florida. Carolina aims for its first back-to-back wins over the Gators since the 2010-2011 league campaigns. Below is a breakdown of the series, and a look at the last 10 meetings between the two schools:

FLORIDA (23-43)

H: 14-21; A: 7-20; N: 2-2

F. 10, 2010	H	77-71	W	
J. 15, 2011	A	72-69	W	
F. 9, 2011	H	60-79		L
J. 14, 2012	H	65-79		L
F. 2, 2012	A	66-74		L
J. 30, 2013	A	36-75		L
J. 8, 2014	A	58-74		L
M. 4, 2014	H	46-72		L
J. 7, 2015	H	68-72		L
F. 20, 2016	H	73-69	W	

OVER THE COURSE OF THE LAST FIVE GAMES...

- The Gamecocks are 4-1 over the course of the last five games, with the only loss during the stretch in the non-conference finale at Memphis on Dec. 30.
 - As a team, Carolina is averaging 38.4 percent from the field (114-297), and holding opponents to 39.5 percent (98-248).
 - Senior guard Sindarius Thornwell has played in four of the last five games and is averaging 16.8 points, 7.8 rebounds and 4.3 steals per game.
 - Sophomore forward Chris Silva is averaging 1.6 blocks per game, while also posting 10.8 points and 5.8 rebounds per contest.
 - The Gamecocks are averaging 59.4 shot attempts per game, compared to 49.6 per game from its opponents.
 - The Gamecocks are averaging 15.0 turnovers per game, compared to 20.0 per game by its opponents.

SILVA EMERGING AS CONSISTENT OFFENSIVE THREAT

Sophomore forward Chris Silva has emerged as a consistent offensive threat this season. The Libreville, Gabon, native has set a new career high in scoring three different times this season, including in last weekend's win over Ole Miss, scoring a career best 16 points, while matching his career high with 11 rebounds. Silva has hit 57.8 percent of his shot attempts this season (59-102), and is also hitting 71.2 percent (47-66) at the foul line. His rebounds per game average (6.3) is almost two more than his freshman season, and his 33 blocks this season are already five more than he had in all of 2015-16. Below is a quick breakdown of some key numbers from his rookie to sophomore campaigns:

	<i>Freshman</i>	<i>Sophomore</i>
FG%	48.2%	57.8%
FT%	60.9%	71.2%
Points per game	5.4	9.7
Rebounds per game	4.5	6.3
Blocks per game	0.9	1.9

BY THE NUMBERS

2.0 - Sophomore forward Chris Silva is averaging 1.9 blocks per game this season, which ranks seventh in the SEC and 52nd nationally.

2.1 - PJ Dozier's 2.1 steals per game is second on the team and ranks second in the SEC and 31st nationally. Dozier has five games this season with at least three steals, and collected a season high four steals vs. FIU.

2.5 - Senior guard Sindarius Thornwell is averaging 2.5 steals per game this season, including an impressive 4.3 per game during league play.

2.982 - The Gamecocks excelled in the classroom during the fall semester, as the team posted a cumulative GPA of 2.982.

4.3 - Thornwell is averaging 4.3 steals per game in league play. He collected two steals in Carolina's most recent win vs. Ole Miss.

6 - South Carolina committed just six turnovers in the win vs. A&M, trying for the fewest in the Frank Martin era.

13 - South Carolina's 13 steals vs. FIU on Dec. 4 marked a season high in the category, surpassing the previous high of 12 vs. Syracuse.

16 - Sophomore forward Chris Silva scored a career high 16 points in Carolina's win vs. Ole Miss on Jan. 14.

25 - The 25 turnovers by Texas A&M were an opponent high this season. It was the most turnovers in a game by a Carolina opponent since SE Louisiana committed 26 turnovers on Dec. 21, 2011.

28 - Dozier's 28 made 3s this season are 18 more than his total of 10 from his rookie campaign.

32-2 - Over the course of the last two seasons, the Gamecocks are 32-2 in games when leading at the half. Carolina was 20-1 last season when leading at the half, and 12-1 this season when holding the edge at the break.

18 - Sophomore guard PJ Dozier is 18 points away from reaching 500 for his career.

42.1% - Rookie guard Rakym Felder is averaging 42.1% (8-19) from 3-point range over the course of the last 5 games. He was a perfect 3-of-3 in the win over A&M on Jan. 7 from 3-point range.

59.8 - South Carolina ranks eighth in the country and leads the SEC in scoring defense, as opponents are averaging just 59.8 points per game this season.

112 - Senior guard Sindarius Thornwell currently ranks third all-time in career games started in the Garnet and Black at 112. Thornwell is four starts away from tying Melvin Watson and BJ McKie for first all-time in the category (116).

161 - Senior guard Sindarius Thornwell now ranks in the top 10 in career steals at Carolina with 161, including 28 this season.

171 - South Carolina is 171-80 all-time at Colonial Life Arena, including a 10-1 mark this season.

300 - Senior guard Duane Notice collected the 300th assist of his career at Memphis on Dec. 30.

541 - Sindarius Thornwell ranks fourth among active players in the SEC with 541 career rebounds.

1,201 - Senior guard Duane Notice ranks 29th all-time at Carolina with 1,201 points. He is three points away from surpassing Tarence Kinsey (1,204) for 28th all-time.

1,476 - Senior guard Sindarius Thornwell ranks 11th all-time at Carolina with 1,476 career points. He needs 13 points to surpass Tre' Kelley (1,488) for 10th all-time. Thornwell is just the fourth Gamecock to score at least 1,400 points since the turn of the century.

2,677 - Senior guards Duane Notice and Sindarius Thornwell have combined to score 2,677 points during their time in the Garnet and Black.

THE DEFENSE

South Carolina is making headlines this season for its tenacious defense, which has held 10 of 16 opponents to below 40% from the floor. The Gamecocks have ranked among the top 25 in the nation in field goal percentage defense at the conclusion of the last two seasons - 13th in 2014-15 when opponents hit 38.7%, and 25th in 2015-16 when opponents hit 39.7% - while Carolina currently ranks third nationally (opponent field goal percent of 36.4%) in the category this season.

UP NEXT

South Carolina travels to face No. 5/5 Kentucky on Saturday at Rupp Arena. The game marks Carolina's first road game in the series since the 2015 league campaign. The matchup will be broadcast on ESPN with a 6 p.m. ET tip. Tom Hart (pxp), Kara Lawson (analyst) and Kaylee Hartung (sidelines) will have the call.

CAROLINA TRENDS UNDER MARTIN

Gamecock trends under Frank Martin ...

- South Carolina is 52-34 when posting at least six made 3s in a game.
 - South Carolina posted a season high 12 made 3s in the 32-point win vs. Holy Cross on Nov. 13, 2016.
- South Carolina is 70-24 when scoring more points in the paint than its opponent.
 - The Gamecocks out-scored Syracuse 30-8 in points in the paint in the upset win at the Barclays Center on Nov. 26.
- South Carolina is 71-31 when holding its opponents to under 45 percent from the field.
 - South Carolina held Michigan to 19.2% from the field on Nov. 23.
- South Carolina is 66-28 when out-rebounding its opponent.
 - The Gamecocks out-rebounded Ole Miss 42-32 in the Jan. 14 win over the Rebels.

DOZIER NUMBERS

South Carolina sophomore guard PJ Dozier has tallied double-digit points in 12 games this season, including 16 in Carolina's win over Ole Miss last Saturday. Dozier also has 11 games with at least 15 points and he has scored 20 or more in six games. His field goal percentage of 43.9 percent (94-214) is six percentage points higher than last season's number of 38.1 percent (91-239) during his rookie campaign. Most notably is his accuracy from beyond the arc. Dozier connected on 10-of-47 attempts last season (21.3%), and has already surpassed his mark of made 3s 17 games into this season, hitting 28-of-68 attempts at 41.2 percent. He is also making a mark on the defensive end, leading the team and the SEC with 35 steals, 2.1 per game, which ranks 31st nationally.

A LOOK BACK AT THE NON-CONFERENCE

South Carolina faced a tough non-conference slate in 2016-17, highlighted by four contests away from home, including two neutral site and two true away games. Carolina posted an 8-1 record at home during non-league action, with wins over La Tech, Holy Cross, Monmouth, SC State, Michigan, Vermont, FIU and Lander. Carolina posted a strong 64-50 neutral site win over Syracuse at the Barclays Center in Brooklyn, and also captured a road win at USEF. Carolina's losses came in a three-point decision vs. Seton Hall at Madison Square Garden and a two-point home loss to Clemson before the break for the holiday. The final non-conference game of the regular season saw former Metro Conference foe Memphis post a 16-point win over Carolina at FedExForum. The Gamecocks concluded the non-conference slate at No. 50 in the NCAA RPI.

OLE MISS NOTABLES

- South Carolina is 4-0 to in league play for just the second time in school history.
- The Gamecocks are 10-1 at home this season and have won 26 of their last 30 at Colonial Life Arena.
- South Carolina has held seven opponents to 60 points or less this season.
- Carolina has now forced 84 turnovers (21.0 per game) in its four SEC games.
- Sophomore Chris Silva had a new-career high tonight with his 16 points.
- The Gamecocks have had 40 steals so far in SEC play. They had 10 takeaways tonight.

TENNESSEE NOTABLES

- Carolina beat Tennessee for the second-straight time Wednesday night, marking the first time to log consecutive wins against the Volunteers since 2003-04.
- The Gamecocks held a 26-22 advantage in points in the paint. Carolina is 12-1 when holding a plus-margin in the category this season.
- Thornwell had four steals marking his fifth-straight game with three-plus takeaways.
- Carolina forced 22 turnovers and has now forced 63 turnovers (21.0 per game) in its three SEC games.

TEXAS A&M NOTABLES

- The six turnovers by South Carolina are tied for the fewest ever in the Frank Martin era. Senior guard Sindarius Thornwell scored 11 of his 16 points in the final 6:23.
- Thornwell had five steals, all coming in the opening half, to move into seventh place all-time at South Carolina with 155 career steals.
- Senior guard Duane Notice is in sole possession of third place all-time in program history for career 3-point field goals with 178 after knocking down four shots from deep Saturday.
- With the win, the Gamecocks improve to 2-0 in SEC play for just the fourth time in school history. Today's victory also marks the first time Carolina has won two-straight in the series vs. Texas A&M.
- The Gamecocks held the Aggies leading-scorer, Tyler Davis, to just two points in the second half and 10 points overall in the game.

GEORGIA NOTABLES

- Sophomore guard PJ Dozier tallied his sixth 20-point game of the season after leading all scorers with 24 Wednesday night.
- Senior guard Sindarius tied a career-high with six steals. The Lancaster, S.C., native, previously had six steals at home vs. UNC-Asheville on Nov. 26, 2014.
- Tonight's win snapped a four-game losing streak to the Bulldogs that dated back to the 2015 SEC Tournament.
- The win was Carolina's second-straight in an SEC opener on the road after posting an 81-69 at Auburn last season.

THORNWELL NAMED TO PRESEASON SQUAD

Senior guard Sindarius Thornwell was named to the Preseason All-SEC First Team on Thursday by the league's coaches. Thornwell enters the season as the league's high scorer for active players with 1,278 career points. This marks the third-straight season that Thornwell has garnered preseason honors from the coaches, as he was named to the Preseason All-SEC Second Team prior to his sophomore and junior campaigns.

2016-17 SCHEDULE

South Carolina has an exciting schedule set for the 2016-17 campaign. The slate features 14 games, with 10 home contests, including one exhibition. Highlighting the non-conference portion of the schedule is the Gamecocks' participation in the Brooklyn Hoops Holiday Invitational, as well as a matchup versus Seton Hall in the Under Armour "Reunion" double-header at Madison Square Garden in mid-December. The Gamecocks will face eight teams that advanced to the postseason a year ago, with four of those NCAA Tournament participants, including Syracuse, which advanced to the Final Four.

GAMECOCKS CONCLUDE HISTORIC 2015-16 REGULAR SEASON

South Carolina concluded an historic regular season on March 5, 2015, with a 76-61 win on the road at Arkansas. That victory set the school record for regular-season wins at 24. The Gamecocks began the season 15-0, their best start since the 1933-34 campaign, and the 24 wins marked the most since the 1996-97 squad also posted 24 victories. In addition, South Carolina's 11 SEC wins marked the most since 1998, match the second-most ever by a Carolina team and marked just the fourth time that the Gamecocks had double-digit SEC wins in their 25 years in the league.

GAMECOCKS ANNOUNCE MARTIN'S MATH CLUB

The SC Education Oversight Committee (EOC) announced on Nov. 28 "Martin's Math Club," a partnership with University of South Carolina head men's basketball coach Frank Martin and the University of South Carolina Athletics Department. Martin, a former high school math educator, developed the project designed to help young people learn that math is fun and relevant in their daily lives. The inaugural "Martin's Math Club" contest will run from November 28, 2016-February 24, 2017. The contest provides the opportunity for teachers and students in grades Kindergarten through 8th grade to win two tickets to a Gamecock men's basketball home game. With assistance from SC math educators, the EOC published 18 standards-based lessons for K-8th grade that incorporate math and basketball. For more information visit helpwithmathsc.org.

NOTICE NOMINATED FOR NABC GOOD WORKS TEAM

University of South Carolina senior guard Duane Notice has been named a nominee for the Allstate NABC Good Works Team. It was announced by the National Association of Basketball Coaches (NABC) on Nov. 30. The team honors student-athletes for their outstanding community outreach. During his time at South Carolina Notice has been extremely involved in community outreach, spending time with several organizations such as: Harvest Hope Food Bank, Special Olympics, Palmetto Health Children's Hospital, Boy Scouts, the Dorn V.A. Medical Center in town, Ronald McDonald House, the Richland County Sheriff's Department, Epworth Children's Home and Brookland Baptist Church to name a few. Also of note, Notice and his teammates spent time volunteering with the Red Cross Flood Relief during the historic flooding in Columbia in October 2015, making care packages of food and personal hygiene products for families who had been devastated by the flooding. Members of the Allstate NABC Good Works Team* will be invited by Allstate, an official corporate partner of the NCAA, to the 2017 NABC Convention and 2017 NCAA Men's Final Four* in Phoenix, where they will participate in a community service project benefiting the city. More information about the Allstate NABC Good Works Team* is available at www.nabc.org.

RECORD BOOK WATCH

GAMES STARTED

1. 116, Melvin Watson (1995-98)
- 116, BJ McKie (1996-99)
3. **112, Sindarius Thornwell (2013-present)**
4. 111, Alex English (1973-76)
5. 108, Nate Davis (1974-77)
6. 107, Mike Doyle (1977-80)
7. 105, Mike Dunleavy (1973-76)
- 105, Jack Gilloon (1975-78)
9. 102, Tre' Kelley (2003-07)
- 102, Chuck Eidson (2000-03)
- 102, Brad Jergenson (1981-84)

FREE THROWS MADE

1. 672, BJ McKie (1996-99)
2. 578, John Roche (1969-71)
3. 567, Art Whisnant (1960-62)
4. **408, Sindarius Thornwell (2013-present)**
5. 389, Jimmy Foster (1981-84)
6. 382, Lee Collins (1953-56)
- 382, Kevin Joyce (1971-73)
8. 356, Mike Dunleavy (1973-76)
9. 355, Devan Downey (2007-10)
10. 351, Joe Smith (1952-55)

3-POINT FIELD GOALS MADE

1. 264, Jamel Bradley (1999-2002)
2. 215, BJ McKie (1996-99)
3. **182, Duane Notice (2013-present)**
4. 174, Devan Downey (2007-10)
5. 169, Brenton Williams (2011-14)
6. 167, Tre' Kelley (2004-07)
7. 152, Larry Davis (1996-97)
8. 147, Brandis Raley-Ross (2006-10)
9. 139, Jo Jo English (1989-92)
10. **136, Sindarius Thornwell (2013-present)**

3-POINT FIELD GOALS ATTEMPTED

1. 686, Jamel Bradley (1999-2002)
2. 554, BJ McKie (1996-99)
3. 503, Devan Downey (2007-10)
- 503, Tre' Kelley (2004-07)
5. **491, Duane Notice (2013-present)**
6. **420, Sindarius Thornwell (2013-present)**
7. 415, Larry Davis (1996-97)
8. 410, Brenton Williams (2011-14)
9. 403, Aaron Lucas (1999-2002)
10. 396, Brandis Raley-Ross (2006-10)

3-POINT PCT. (Min. 50 made)

1. .466 (117-251), Brent Price (1988-89)
2. .412 (169-410), Brenton Williams (2011-14)
3. .410 (102-249), Bryce Sheldon (2006-07)
4. .396 (131-330), Evaldas Baniulis (2006-10)
5. .388 (215-554), BJ McKie (1996-99)
6. .385 (264-686), Jamel Bradley (1999-2002)
7. .376 (139-370), Jo Jo English (1989-92)
8. .371 (147-396), Brandis Raley-Ross (2006-10)
9. **.370 (182-491), Duane Notice (2013-present)**
10. .366 (152-415), Larry Davis (1996-97)

STEALS

1. 277, Devan Downey (2007-10)
2. 272, Chuck Eidson (2000-03)
3. 223, Barry Manning (1988-92)
4. 194, Melvin Watson (1995-98)
5. 165, BJ McKie (1996-99)
- 165, Michael Foster (1984-87)
7. **161, Sindarius Thornwell (2013-present)**
8. 152, Jamie Watson (1991-94)
9. 142, Tarence Kinsey (2003-06)
10. 141, Carlos Powel (2001-05)

LAST SEASON VS. FLORIDA

GAME 27 - CAROLINA 73, FLORIDA 69 (OT)
FEB. 20, 2016/COLONIAL LIFE ARENA

COLUMBIA, S.C. - The 23rd-ranked South Carolina men's basketball team picked up a crucial win Saturday afternoon, holding off Florida (17-10, 8-6 SEC) in overtime, 73-69. Michael Carrera went for 20 points and matched his career-high with 15 rebounds to lead the team, four Gamecocks in total scored in double digits. The win keeps Carolina (22-5, 9-5) in position for a top-four seed in the upcoming conference tournament, and snaps a five-year winless streak against the Gators.

A 7-0 run gave South Carolina an early lead to start the game, and the team slowly added to its total through the first 10 minutes for a 21-10 lead. Mindaugas Kacinas was locked in early, hitting his first four shots from the field. As a team, the offense scored 20 of its 30 total first-half points in the paint. Following a Florida 3, the Gamecocks used another 9-0 run to take their largest lead of the day at 30-13 with seven minutes to play.

Unbeknownst to them at the time, that would be the team's final points of the period. The Gators closed the final seven minutes with a 20-0 run to storm back to a 33-30 halftime lead. Carolina missed nine-straight field goals and committed three turnovers to allow Florida to swing the momentum. Michael Carrera led the home side with eight points and nine rebounds in the first 20 minutes.

The Gators pushed the lead up to seven, 39-32, two minutes in to the second half, but the Gamecocks would not be deflated. They would turn Florida over four times and hold them scoreless for a five-minute stretch that helped Carolina climb back ahead 43-42 with 11 minutes to go in the game. From that point on it would be neck-and-neck, neither team would lead by more than four for the rest of regulation.

There would be ten lead changes in the final ten minutes of regulation, but the Gamecocks would hold a 64-63 advantage after a dunk from Sindarius Thornwell with 30 seconds to play. Florida would draw the foul on the other end, but split the free throws to tie it. Both teams had another chance to end it, but the game would move to the extra period.

In overtime, Laimonas Chatkevicius scored the team's first two baskets for an early lead in overtime, but Florida's Chris Chiozza hit a 3 off a turnover to take the 69-68 lead with 2:42 to go. South Carolina's defense would hold the Gators without a point the rest of the way, getting a pair of free throws from Carrera and Thornwell in the final 90 seconds to take the lead back for good.

GAME 27



Official Basketball Box Score -- Game Totals -- Final Statistics
Florida vs South Carolina
 2/20/16 12 p.m. ET at Columbia, S.C. (Colonial Life Arena)

Florida 69 • 17-10, 8-6 SEC

#	Player	Pos	Total			3-Ptr			Rebounds			PF	TP	A	TO	Blk	Stl	Min																							
			FG	FGA	FT	FTA	FG	FGA	FT	FTA	Off								Def	Tot																					
10	Finney-Smith, Dorian	f	6	16	3	8	3	4	5	8	13	1	18	5	2	2	1	42																							
24	Leon, Justin	f	2	5	0	3	0	0	0	1	1	3	4	3	0	0	0	25																							
15	Egbunu, John	c	2	6	0	0	1	2	2	3	5	5	5	0	0	1	0	23																							
00	Hill, Kasey	g	0	4	0	1	0	0	0	2	2	3	0	7	4	0	1	20																							
04	Allen, KeVaughn	g	3	8	0	3	3	3	0	1	1	0	9	0	1	0	1	34																							
02	Francis-Ramirez, B.	g	0	2	0	2	0	0	0	1	1	0	0	0	0	0	0	4																							
03	Robinson, Devin	g	6	11	3	6	2	2	3	5	8	0	17	1	0	3	1	40																							
11	Chiozza, Chris	g	4	11	3	9	0	0	0	3	3	2	11	2	4	0	0	25																							
13	Hayes, Kevarrius	g	1	2	0	0	3	4	2	2	4	3	5	1	0	1	0	10																							
32	Rimmer, Schuyler	g	0	0	0	0	0	0	0	0	0	1	0	0	2	0	0	2																							
Team									3			1			4			2																							
Totals			24-65			9-32			12-15			15			27			42			18			69			19			15			7			4			225		

FG % 1st Half: 12-30 40.0% 2nd half: 10-27 37.0% OT: 2-8 25.0% Game: 24-65 36.9% Deadball Rebounds 3FG % 1st Half: 4-13 30.8% 2nd half: 4-13 30.8% OT: 1-6 16.7% Game: 9-32 28.1% Rebounds FT % 1st Half: 5-7 71.4% 2nd half: 7-8 87.5% OT: 0-0 0.0% Game: 12-15 80.0% 3

South Carolina 73 • 22-5, 9-5 SEC

#	Player	Pos	Total			3-Ptr			Rebounds			PF	TP	A	TO	Blk	Stl	Min																							
			FG	FGA	FT	FTA	FG	FGA	FT	FTA	Off								Def	Tot																					
14	CHATKEVICIUS, L.	f	6	16	1	3	0	0	4	1	5	1	13	3	1	0	0	36																							
24	CARRERA, Michael	f	6	19	4	8	4	6	6	9	15	0	20	3	3	3	3	43																							
25	KACINAS, Mindaugas	f	6	10	0	2	2	2	2	5	7	2	14	1	0	1	0	37																							
00	THORNWELL, Sindarius	g	5	15	1	2	6	6	3	0	3	3	17	2	3	0	1	44																							
10	NOTICE, Duane	g	2	5	1	4	0	0	2	2	4	4	5	8	1	0	1	36																							
01	STROMAN, Marcus	g	2	2	0	0	2	0	0	3	3	2	4	0	1	0	0	19																							
04	GREGORY, Jamall	g	0	0	0	0	0	0	0	0	0	0	0	0	0	0	0	3																							
15	DOZIER, PJ	g	0	2	0	0	0	0	0	0	0	0	0	0	1	0	0	5																							
20	MCKIE, Justin	g	0	0	0	0	0	0	0	0	0	1	0	0	0	0	0	1																							
30	SILVA, Chris	g	0	0	0	0	0	0	0	0	0	1	0	0	0	0	0	1																							
Team									0			2			2																										
Totals			27-69			7-19			12-16			17			22			39			14			73			17			10			4			5			225		

FG % 1st Half: 13-34 38.2% 2nd half: 12-31 38.7% OT: 2-4 50.0% Game: 27-69 39.1% Deadball Rebounds 3FG % 1st Half: 3-11 27.3% 2nd half: 4-7 57.1% OT: 0-1 0.0% Game: 7-19 36.8% Rebounds FT % 1st Half: 1-2 50.0% 2nd half: 6-8 75.0% OT: 5-6 83.3% Game: 12-16 75.0% 2,4

Officials: Antinio Petty, Tim Gattis, Mark Whitehead
 Technical fouls: Florida-None. South Carolina-None.
 Attendance: 18000

Score by periods	1st	2nd	OT	Total
Florida	33	31	5	69
South Carolina	30	34	9	73

	In	Off	2nd	Fast	Break	Bench
Points	26	16	11	9	33	
Paint	38	15	15	11	4	
T/O						
Chance						

Last FG - UF OT-02:42, SC OT-03:41.
 Largest lead - UF by 7 2nd-18:17, SC by 17 1st-07:12.
 UF led for 16:45. SC led for 22:28. Game was tied for 05:40.

Score tied - 9 times.
 Lead changed - 15 times.

ROSTER BREAKDOWN

Returning Starters (2)

Duane Notice
Sindarius Thornwell
**based on final game of 2015-16 season*

Returning Letterwinners (8)

TeMarcus Blanton
PJ Dozier
Jarrell Holliman
Justin McKie
Duane Notice
John Ragin
Chris Silva
Sindarius Thornwell

Guards (12)

Tommy Corchiani
Rakym Felder
Evan Hinson
PJ Dozier
John Ragin
TeMarcus Blanton
Hassani Gravett
Kory Holden
Justin McKie
Duane Notice
Christian Schmitt
Sindarius Thornwell

Forwards (6)

Khadim Gueye
Sedee Keita
Maik Kotsar
Chris Silva
Ran Tut
Jarrell Holliman

By Height

Christian Schmitt (6-0)
Rakym Felder (6-1)
Tommy Corchiani (6-1)
Hassani Gravett (6-1)
Kory Holden (6-1)
John Ragin (6-2)
Duane Notice (6-2)
Evan Hinson (6-4)
Justin McKie (6-4)
TeMarcus Blanton (6-5)
Sindarius Thornwell (6-5)
PJ Dozier (6-6)
Jarrell Holliman (6-7)
Sedee Keita (6-9)
Chris Silva (6-9)
Ran Tut (6-9)
Maik Kotsar (6-10)
Khadim Gueye (7-0)

2016-17 SOUTH CAROLINA MEN'S BASKETBALL ROSTER

Alphabetical Roster

No.	Name	Pos.	Ht.	Wt.	Cl.	Exp.	Hometown/High/Last School
5	TeMarcus Blanton	G	6-5	206	R-SO	1VL	Locust Grove, Ga./Luella
13	Tommy Corchiani	G	6-1	173	FR	HS	Raleigh, N.C./Ravenscroft High School
15	PJ Dozier	G	6-6	205	SO	1VL	Columbia, S.C./Spring Valley
4	Rakym Felder	G	5-10	210	FR	HS	Brooklyn, N.Y./Lincoln High School
2	Hassani Gravett	G	6-1	183	SO	TR	Villa Rica, Ga./Alexander/Pensacola State College
12	Khadim Gueye	F	7-0	235	FR	HS	Dakar, Senegal/Bradenton, Fla./Victory Rock Prep
23	Evan Hinson	G	6-4	240	FR	HS	Deltona, Fla./Deltona
1	Kory Holden	G	6-1	181	JR	2VL/TR	Salisbury, Md./J.M. Bennett/Delaware
31	Jarrell Holliman	F	6-7	206	R-JR	2VL	Alpharetta, Ga./Alpharetta/Elmhurst College
24	Sedee Keita	F	6-9	240	FR	HS	Philadelphia, Pa./22ft Basketball Academy
21	Maik Kotsar	F	6-10	245	FR	HS	Tallin, Estonia/Wichita, Kan./Sunrise Christian Academy
20	Justin McKie	G	6-4	204	SR	3VL	Columbia, S.C./Irmo
10	Duane Notice	G	6-2	225	SR	3VL	Woodbridge, Canada/St. Michael's/St. Thomas More (Oakdale, Conn.)
34	John Ragin	G	6-2	177	SO	1VL	Eastover, S.C./Cardinal Newman
25	Christian Schmitt	G	6-0	175	FR	HS	Mars, Pa./Mars Area High School
30	Chris Silva	F	6-9	223	SO	1VL	Libreville, Gabon/Roselle (N.J.) Catholic
0	Sindarius Thornwell	G	6-5	211	SR	3VL	Lancaster, S.C./Oak Hill Academy
14	Ran Tut	F	6-9	210	JR	TR	Melbourne, Australia/Edison Academy/Monroe College

Numerical Roster

No.	Name	Pos.	Ht.	Wt.	Cl.	Exp.	Hometown/High/Last School
0	Sindarius Thornwell	G	6-5	211	SR	3VL	Lancaster, S.C./Oak Hill Academy
1	Kory Holden	G	6-1	181	JR	2VL/TR	Salisbury, Md./J.M. Bennett/Delaware
2	Hassani Gravett	G	6-1	183	SO	TR	Villa Rica, Ga./Alexander/Pensacola State College
4	Rakym Felder	G	5-10	210	FR	HS	Brooklyn, N.Y./Lincoln High School
5	TeMarcus Blanton	G	6-5	206	R-SO	1VL	Locust Grove, Ga./Luella
10	Duane Notice	G	6-2	225	SR	3VL	Woodbridge, Canada/St. Michael's/St. Thomas More (Oakdale, Conn.)
12	Khadim Gueye	F	7-0	235	FR	HS	Dakar, Senegal/Bradenton, Fla./Victory Rock Prep
13	Tommy Corchiani	G	6-1	173	FR	HS	Raleigh, N.C./Ravenscroft High School
14	Ran Tut	F	6-9	210	JR	TR	Melbourne, Australia/Edison Academy/Monroe College
15	PJ Dozier	G	6-6	205	SO	1VL	Columbia, S.C./Spring Valley
20	Justin McKie	G	6-4	204	SR	3VL	Columbia, S.C./Irmo
21	Maik Kotsar	F	6-10	245	FR	HS	Tallin, Estonia/Wichita, Kan./Sunrise Christian Academy
23	Evan Hinson	G	6-4	240	FR	HS	Deltona, Fla./Deltona
24	Sedee Keita	F	6-9	240	FR	HS	Philadelphia, Pa./22ft Basketball Academy
25	Christian Schmitt	G	6-0	175	FR	HS	Mars, Pa./Mars Area High School
30	Chris Silva	F	6-9	223	SO	1VL	Libreville, Gabon/Roselle (N.J.) Catholic
31	Jarrell Holliman	F	6-7	206	R-JR	2VL	Alpharetta, Ga./Alpharetta/Elmhurst College
34	John Ragin	G	6-2	177	SO	1VL	Eastover, S.C./Cardinal Newman

Head Coach: Frank Martin (Florida International, '93)

Associate Head Coach/Recruiting Coordinator: Matt Figger (Eastern Kentucky, '95)

Assistant Coach: Perry Clark (Gettysburg, '74)

Assistant Coach: Bruce Shingler (St. Augustine's College, '05)

Director of Basketball Operations: Andy Assaley (Cincinnati, '96)

Strength & Conditioning Coach: Scott Greenawalt (Muskingum College, '98)

Athletic Trainer: Mark Rodger (Buffalo, '01)

Student-Athlete Development: Doug Edwards (Florida State, '07)

Video Coordinator: Jay Gibbons (Clayton State, '03)

Student Assistant Coach: Brian Steele (South Carolina, '16)

Graduate Student Manager: Ryan McIntyre (West Virginia, '16)

Director of Social Media: Dushawn Davis (Coastal Carolina, '11)

Special Assistant to the Head Coach: Jarett Gerald (South Carolina, '11)

Associate Media Relations Director: Emily Miles (Ball State, '03)

TOP RETURNING ...

Scorer Thornwell, 14.5 ppg
Rebounder Thornwell, 4.8 rpg
Assist Maker Thornwell, 3.8 apg
FG Shooter * Silva, 48.2 FG%
3-Point FG Shooter \$ Notice, 39.8 3FG%
FT Shooter \$ Thornwell, 76.4%
Shot Blocker Silva, 0.9 bpg
Steal Maker Thornwell, 1.5 spg

* at least 100 attempts

\$ at least 50 attempts

PRONUNCIATION GUIDE

RAH-kim Felder
HA-deem Gaye
Cee-dee K-ta
Mike Coat-sar
Justin MACK-ee



HEAD COACH FRANK MARTIN

HEAD COACH | 10TH SEASON OVERALL | 201-120 (.626) | FIFTH SEASON AT SOUTH CAROLINA | 84-66 (.560)

THE MARTIN FILE

COACHING

Experience

32nd year

College Experience

17th season

College Head Coach Experience

10th season

Hire Date At Carolina

March 27, 2012

PERSONAL

Hometown

Miami, Fla.

Alma Mater

Florida International, 1993 (B.A. Physical Ed.)

Family

Wife, Anya

Children, Brandon, Amalia and Christian

COACHING RESUME

High School

Miami Senior High, 1985-93

Varsity Boys' Assistant Coach

Junior Varsity Boys' Head Coach

North Miami High, Head Coach, 1993-95

Miami Senior High, Head Coach, 1995-98

B.T. Washington High, Head Coach, 1999-2000

College Assistant Coach

Northeastern, 2000-04

Cincinnati, 2004-06

Kansas State, 2006-07

College Head Coach

Kansas State, 2007-12

South Carolina, 2012-present

Frank Martin was named the head men's basketball coach at the University of South Carolina on March 27, 2012, becoming the 32nd head coach in the history of the South Carolina program, which enters its 109th season as a varsity sport in 2016-17. Martin owns a 187-117 (.600) overall record as a head coach, entering his 10th season overall, and a 70-63 (.526) record entering his fifth season at South Carolina.

In Martin's fourth season leading the Garnet and Black (2015-16), Carolina put together one of the top seasons in its history, matching a school record for wins with a 25-9 overall record on the year, while the Gamecocks reached double-digit SEC wins for just the fourth time since joining the league, posting an 11-7 mark in conference contests. The SEC finish was Carolina's highest since the league combined its East and West Divisions prior to the 2012 season. South Carolina began the season 15-0, its best start since the 1933-34 campaign and went on to post a school-record 24 regular-season wins.

The Gamecocks received votes or were ranked for 15 weeks in the USA Today Coaches Poll, rising to as high as 15th, and for a total of 14 weeks in the AP poll, rising to as high as 19th, during the season. Carolina advanced to postseason play for the first time since 2009, making their 12th appearance in the Postseason NIT as one of the top four seeds in the event. The Gamecocks posted a win over High Point in the opening round, before suffering a season-ending loss to visiting Georgia Tech on March 21.

Three Gamecocks were honored with postseason awards by the SEC coaches, with senior forward Michael Carrera earning First Team All-SEC accolades, junior guard Sindarius Thornwell was named to the All-Defensive Team and junior guard Duane Notice was named the league's Sixth Man of the Year. Carrera went on to earn honors from several organizations following the best season of his career. Carrera, Notice and Thornwell each reached the 1,000 career-point plateau during the season as well.

Prior to his appointment in Columbia, Martin spent the previous five seasons as the head coach at Kansas State University, leading the Wildcats to the NCAA Tournament four times, including a trip to the "Elite 8," during the 2009-10 campaign when the squad won a school record 29 contests. Martin's Wildcats won at least 21 games in each of his five seasons at the helm, as the program compiled a record of 117-54 (.684) under his direction. During that time, Kansas State posted a 50-32 (.609) record in Big 12 Conference games, finishing fifth or higher in each season, with three season finishes of third or better.

A native of Miami, Fla., Martin earned his bachelor's degree in physical education from Florida International in 1993. He and his wife, Anya, have three children, Brandon, Amalia and Christian.

MARTIN'S CAREER RECORD, YEAR-BY-YEAR

YEAR	RECORD	CONFERENCE (FINISH)	POSTSEASON
2007-08	21-12	10-6 (3rd)	1-1; NCAA Tournament 2nd Round
2008-09	22-12	9-7 (t4th)	1-1; NIT
2009-10	29-8	11-5 (t2nd)	3-1; NCAA Tournament Elite Eight
2010-11	23-11	10-6 (t3rd)	1-1; NCAA Tournament Third Round
2011-12	22-11	10-8 (5th)	1-1; NCAA Tournament Third Round
2012-13	14-18	4-14 (t12th)	-
2013-14	14-20	5-13 (13th)	-
2014-15	17-16	6-12 (t11th)	-
2015-16	25-9	11-7 (t3rd)	1-1; NIT
2016-17	14-3	4-0	-
Totals	201-120 (.626)	80-78 (.506)	8-6 (.571)/4 NCAA/2 NIT

GAMECOCK SUPERLATIVES UNDER MARTIN

Most Field Goals Made

- 39, vs. High Point (March 15, 2016)
- 37, vs. Hofstra (Nov. 22, 2015)
- 35, vs. Lander (Dec. 27, 2016)
- 34, vs. Lipscomb (Nov. 27, 2015)
34, vs. Marshall (Dec. 30, 2013)

Most Field Goals Attempted

- 73, vs. Georgia (March 3, 2016)
72, vs. Oral Roberts (Nov. 16, 2015)
- 70, vs. Texas A&M (Jan. 7, 2017)
- 71, vs. SC State (Jan. 5, 2013)
- 69, vs. Florida (Feb. 20, 2016)
69, vs. USC Upstate (Dec. 19, 2013)

Highest Field Goal Percent

- 60.0 (39-65) vs. High Point (March 15, 2016)
- 58.7 (27-46) vs. Holy Cross (Nov. 13, 2016)
- 58.3 (28-48) vs. Saint Mary's (Dec. 22, 2013)
- 57.7 (30-52) vs. Arkansas (Jan. 26, 2013)
- 56.4 (22-39) vs. Missouri State (Nov. 24, 2012)

Most 3-Point Field Goals Made

- 13, vs. Rider (Nov. 19, 2012)
- 12, vs. Holy Cross (Nov. 13, 2016)
12, at Texas A&M (Feb. 6, 2016)
- 11, vs. Auburn (March 12, 2014)
- 10, vs. Lander (Dec. 27, 2016)
10, at USF (Dec. 17, 2016)
10, at Mississippi State (March 8, 2014)
10, at Missouri (Jan. 25, 2014)
10, vs. Missouri (Feb. 28, 2013)
10, vs. Jacksonville (Dec. 7, 2012)

Most 3-Point Field Goals Attempted

- 31, vs. Mississippi State (March 13, 2013)
- 30, at Alabama (Feb. 24, 2015)
- 29, vs. USC Upstate (Dec. 19, 2013)
- 27, vs. Francis Marion (Dec. 30, 2015)
27, vs. Rider (Nov. 19, 2012)

Highest 3-Point Field Goal Percentage (min. 10 attempts)

- 73.3 (11-15) vs. Auburn (March 12, 2014)
- 58.3 (7-12) vs. Arkansas (Jan. 26, 2013)
- 57.1 (12-21) at Texas A&M (Feb. 6, 2016)
57.1 (8-14) at Georgia (Jan. 22, 2014)
- 54.5 (6-11) at Oklahoma State (Dec. 6, 2013)

Most Free Throws Made

- 46, vs. Memphis (Jan. 2, 2016)
- 30, vs. Arkansas (March 13, 2014)
- 29, vs. Norfolk State (Nov. 14, 2015)
- 28, vs. Alabama (Jan. 30, 2016)
28, vs. NC A&T (Dec. 30, 2014)
28, vs. Mississippi State (March 6, 2013)
28, at LSU (Jan. 16, 2013)

Most Free Throws Attempted

- 63, vs. Memphis (Jan. 2, 2016)
- 46, vs. Alabama (Jan. 30, 2016)
- 42, vs. Norfolk State (Nov. 14, 2015)
- 41, vs. Mississippi State (Jan. 26, 2016)
41, vs. Arkansas (March 13, 2014)

Highest Free Throw Percentage (min. 10 attempts)

- 93.8 (15-16) vs. Holy Cross (Nov. 13, 2016)
- 93.3 (14-15) vs. Tennessee (Jan. 20, 2015)
- 92.9 (13-14) at Georgia (Feb. 17, 2015)
- 92.3 (12-13) at Tennessee (March 7, 2015)
- 85.2 (23-28) vs. Florida (Jan. 7, 2015)

Most Offensive Rebounds

- 26, vs. Vanderbilt (Feb. 13, 2014)
- 24, at St. John's (Nov. 29, 2012)
- 21, vs. Akron (Nov. 23, 2014)
21, at Mississippi State (March 8, 2014)
21, at Clemson (Nov. 17, 2013)

Most Defensive Rebounds

- 38, vs. Oklahoma State (Dec. 6, 2014)
38, vs. Longwood (Nov. 9, 2013)
- 35, vs. Memphis (Jan. 2, 2016)
- 34, vs. Vanderbilt (Jan. 9, 2016)
34, vs. Western Carolina (Nov. 30, 2015)

Most Total Rebounds

- 53, vs. Memphis (Jan. 2, 2016)
- 51, vs. Mississippi State (Jan. 26, 2016)
51, vs. Western Carolina (Nov. 30, 2015)
- 50, vs. Alabama (Jan. 30, 2016)
50, vs. Longwood (Nov. 9, 2013)

Most Personal Fouls

- 33, at Georgia (Feb. 22, 2014)
- 32, vs. Marshall (Dec. 30, 2013)
- 31, at Texas A&M (Jan. 15, 2014)
- 30, at Memphis (Dec. 30, 2016)
30, at Auburn (Feb. 26, 2014)

Most Points

- 94, vs. LSU (Feb. 10, 2016)
94, vs. Hofstra (Nov. 22, 2015)
- 92, vs. SC State (Nov. 18, 2016)
92, vs. Lipscomb (Nov. 27, 2015)
92, vs. Marshall (Dec. 30, 2013)

Fewest Points

- 36, at Florida (Jan. 30, 2012)
- 43, at Kentucky (Feb. 14, 2015)
43, vs. Kentucky (Jan. 24, 2015)
- 44, vs. Tennessee (March 14, 2014)
- 46, vs. Florida (March 4, 2014)
46, vs. LSU (Feb. 14, 2013)

Most Assists

- 25, vs. High Point (March 15, 2016)
24, vs. Lipscomb (Nov. 27, 2015)
22, at Texas A&M (Feb. 6, 2015)
22, vs. Rider (Nov. 19, 2012)
- 21, vs. Coker (Dec. 21, 2014)
21, vs. UNC Asheville (Nov. 26, 2014)

Fewest Turnovers

- 6, vs. Texas A&M (Jan. 7, 2017)
6, vs. Kentucky (March 1, 2014)
- 7, at USF (Dec. 17, 2016)
7, vs. Mississippi State (Feb. 28, 2015)
7, at Georgia (Feb. 17, 2015)
7, vs. Georgia (Feb. 22, 2014)
7, vs. Akron (Dec. 28, 2013)
7, at Kentucky (Feb. 5, 2013)
7, vs. Vanderbilt (Jan. 19, 2013)

Most Blocks

- 10, vs. Lander (Dec. 27, 2016)
10, vs. High Point (March 15, 2016)
10 vs. UNC Asheville (Nov. 26, 2014)
- 9, vs. SC State (Nov. 18, 2016)
9, at Georgia (Feb. 2, 2016)
9, vs. Drexel (Dec. 15, 2015)
9, vs. Coker (Dec. 21, 2014)

Most Steals

- 13, vs. FIU (Dec. 4, 2016)
13, vs. Francis Marion (Dec. 30, 2015)
13, at Marshall (Dec. 1, 2014)
- 12, at Tennessee (Jan. 11, 2017)
12, vs. Syracuse (Nov. 26, 2016)
12, vs. USF (Dec. 5, 2015)
12, vs. Lipscomb (Nov. 27, 2015)
12, vs. Ole Miss (March 12, 2015)
12, vs. UNC Asheville (Nov. 26, 2014)

Most Points By Opponent

- 97, at Georgia (Jan. 22, 2014)
- 90, vs. Missouri (Feb. 28, 2013)
- 89, vs. Kentucky (Feb. 13, 2016)
89, at St. John's (Nov. 29, 2012)
- 86, vs. Manhattan (Dec. 17, 2013)

Fewest Point By Opponent

- 44, vs. Longwood (Nov. 9, 2013)
- 45, vs. Akron (Dec. 28, 2013)
45, vs. Cornell (Nov. 20, 2014)
45, vs. Clemson (Dec. 19, 2014)
- 46, vs. Michigan (Nov. 23, 2016)

Most Field Goals Made By Opponent

- 33, at St. John's (Nov. 29, 2012)
- 32, vs. Missouri (Feb. 28, 2013)
- 31, vs. Kentucky (Feb. 13, 2016)
- 30, vs. Georgia Tech (March 21, 2016)
30, vs. Arkansas (March 5, 2015)

Fewest Field Goals Made By Opponent

- 10, vs. Michigan (Nov. 23, 2016)
- 11, vs. Georgia (Jan. 31, 2015)
- 13, vs. Akron (Dec. 28, 2013)
13, vs. Longwood (Nov. 9, 2013)
- 14, vs. Syracuse (Nov. 26, 2016)
14, vs. Cornell (Nov. 20, 2014)
14, vs. Kentucky (March 1, 2014)

Highest Opponent Field Goal Percent

- 69.6 (32-46) vs. Missouri (Feb. 28, 2013)
- 61.4 (27-44) at Kentucky (Feb. 5, 2013)
- 58.5 (24-41) vs. Auburn (Jan. 12, 2013)
- 58.1 (25-43) vs. Georgia (Feb. 2, 2013)
- 57.8 (26-45) at Florida (Jan. 8, 2014)

Most Rebounds By Opponent

- 49, vs. Seton Hall (Dec. 12, 2016)
49, vs. LSU (Feb. 14, 2013)
- 47, at Georgia (Feb. 23, 2013)
- 46, five times

Fewest Rebounds By Opponent

- 16, vs. Holy Cross (Nov. 13, 2016)
- 20, vs. NC A&T (Dec. 30, 2014)
- 22, vs. Drexel (Dec. 15, 2015)
22, vs. Morgan State (Nov. 16, 2012)
- 23, vs. Hofstra (Nov. 22, 2015)
23, vs. Alabama (Jan. 13, 2015)
23, vs. Manhattan (Dec. 22, 2012)
23, vs. Rider (Nov. 19, 2012)

GAMECOCKS' RECORD WHEN ...

At home	10-1
On the road	3-1
At neutral sites	1-1
In overtime	0-0
vs. Top 25 team	2-0
vs. Top 10 team	0-0
vs. Top 3 team	0-0
Leading at half	12-1
Trailing at half	2-2
Tied at half	0-0
Shooting 50% or better	4-0
Shooting between 39-49%	8-0
Shooting less than 39%	2-3
Opp. shooting 50% or better	1-0
Opp. shooting between 39-49%	3-2
Opp. shooting less than 39%	10-1
Shooting better than opp.	12-1
Shooting worse than/equal to opp.	2-2
Starters out-score opp. starters	12-1
Opp. starters score/equal more	13-2
Bench out-scores opp. bench	7-2
Opp. bench scores/equals more	7-1
Having more FT attempts than opp.	5-0
Having equal/less FT attempts than opp.	9-3
Have more TOs than opp.	3-1
Having equal/less TOs than opp.	11-2
Having more rebounds than opp.	10-1
Having equal/less rebounds than opp.	4-2
Making 6 or more 3FGs	9-1
Having 15 or more assists	8-0
Score more points in paint than opp.	13-1
Scoring equal/less points in paint than opp.	1-2
Scoring more points off TOs than opp.	9-1
Scoring equal/less points off TOs than opp.	5-2
Scoring more 2nd-chance points than opp.	10-1
Scoring equal/less 2nd-chance points than opp.	5-2
Scoring more fast break points than opp.	11-0
Scoring equal/less fast break points than opp.	3-3
Wearing white uniforms	10-1
Wearing Garnet uniforms	3-0
Wearing Black uniforms	1-2
Playing on live TV/live broadcast	14-3
Playing in November	6-0
Playing in December	4-3
Playing in January	4-0
Playing in February	0-0
Playing in March	0-0
Playing a day-game	4-0
Playing a night-game	10-3
Playing on Sunday	2-0
Playing on a Monday	0-1
Playing on a Tuesday	2-0
Playing on a Wednesday	3-1
Playing on a Thursday	1-0
Playing on a Friday	2-1
Playing on a Saturday	4-0
Scoring margin is 5 points or less	0-2
Margin is between 6-10	4-0
Margin is between 11-20	7-1
Margin is more than 20	3-0
Scoring 59 points or less	0-1
Scoring 60-69 points	5-2
Scoring 70-79 points	5-0
Scoring 80-89 points	2-0
Scoring 90-99 points	2-0
Scoring 100+ points	0-0

MISCELLANEOUS

Current streak	W4
Home court streak	W3
Away streak	W2
Neutral court streak	L1

2016-17 SUPERLATIVES

(tied for team lead also included)

Scoring Leaders	'16-17	Career
Sindarius Thornwell	7	40
PJ Dozier	7	8
Duane Notice	2	18
Rakym Felder	2	2
Chris Silva	1	2
Maik Kotsar	1	1

Rebounding Leaders	'16-17	Career
Chris Silva	8	13
Maik Kotsar	5	5
Sindarius Thornwell	4	34
PJ Dozier	4	6

Assists Leaders	'16-17	Career
PJ Dozier	9	15
Sindarius Thornwell	6	48
Duane Notice	3	37
Hassani Gravett	3	3
Rakym Felder	2	2
Justin McKie	1	3
Maik Kotsar	1	1

Blocks Leaders	'16-17	Career
Chris Silva	11	18
Sindarius Thornwell	4	25
Maik Kotsar	3	3
Sedee Keita	2	2
PJ Dozier	1	8
Justin McKie	1	2
Rakym Felder	1	1
Khadim Gueye	1	1

Steals Leaders	'16-17	Career
PJ Dozier	10	20
Sindarius Thornwell	6	43
Duane Notice	4	22
Justin McKie	2	4
Maik Kotsar	1	1
Hassani Gravett	1	1
Ran Tut	1	1
Maik Kotsar	1	1
Sedee Keita	1	1

Double-Figure Scoring	'16-17	Career
PJ Dozier	12	21
Sindarius Thornwell	11	79
Chris Silva	10	16
Duane Notice	8	61
Maik Kotsar	7	7
Rakym Felder	5	5
Justin McKie	2	3
Hassani Gravett	2	2

20+ points	'16-17	Career
PJ Dozier	6	6
Sindarius Thornwell	5	20
Duane Notice	1	7
Rakym Felder	1	1

30+ points	'16-17	Career
-	-	-

Double-Figure Rebounding	'16-17	Career
Chris Silva	3	4
Sindarius Thornwell	2	8
PJ Dozier	1	1
Maik Kotsar	1	1

5+ assists	'16-17	Career
PJ Dozier	5	8
Sindarius Thornwell	4	25
Duane Notice	2	16
Rakym Felder	1	1
Hassani Gravett	1	1

3+ steals	'16-17	Career
PJ Dozier	6	10
Sindarius Thornwell	5	20
Duane Notice	1	7
Maik Kotsar	1	1
Justin McKie	1	1

2+ blocks	'16-17	Career
Chris Silva	10	20
Sindarius Thornwell	4	12
Maik Kotsar	3	3
PJ Dozier	1	2
Rakym Felder	1	1
Khadim Gueye	1	1

Double-Doubles	'16-17	Career
Sindarius Thornwell	2	8
Chris Silva	2	2
PJ Dozier	1	1
Maik Kotsar	1	1

Clutch Free Throws (under 5 min/OT)	FT-FTA	FT%
Sindarius Thornwell	15-18	.833
Duane Notice	4-6	.667
Justin McKie	5-6	.833
Chris Silva	6-9	.667
PJ Dozier	8-14	.571
Hassani Gravett	4-8	.500
Rakym Felder	1-2	.500
Maik Kotsar	4-9	.444
Totals	47-72	.653

Dunks	'16-17
Chris Silva	14
PJ Dozier	4
Sindarius Thornwell	3
Sedee Keita	2
Maik Kotsar	1

Miscellaneous

Largest Halftime Lead	
SC	37, vs. Lander (Dec. 27, 2016)
Opp	6, USF (Dec. 17, 2016)
Smallest Halftime Lead	
SC	2, at Georgia (Jan. 4, 2017)
Opp	2, Texas A&M (Jan. 7, 2017)
Fewest Points In First Half	
SC	25, vs. Clemson (Dec. 21, 2016)
Opp	16, Lander (Dec. 27, 2016)
Most Points In First Half	
SC	53, vs. Lander (Dec. 27, 2016)
Opp	38, Texas A&M (Jan. 7, 2017)
Fewest Points In Second Half	
SC	26, at Memphis (Dec. 30, 2016)
Opp	17, vs. Holy Cross (Nov. 13, 2016)
Most Points In Second Half	
SC	46, vs. USF (Dec. 17, 2016)
Opp	46, Lander (Dec. 27, 2016)
Most Points in Overtime	
SC	10, vs. Monmouth (Nov. 15, 2016)
Opp	9, vs. Monmouth (Nov. 15, 2016)
Largest Margin of Victory	
SC	42, vs. SC State (Nov. 18, 2016)
Opp	16, Memphis (Dec. 30, 2016)
Smallest Margin of Victory	
SC	1, vs. Monmouth (Nov. 15, 2016)
Opp	2, Clemson (Dec. 21, 2016)

2016-17 GAME BY GAME COMPARISON

	Date	Result	FG-A	Pct	3FG-A	Pct	FT-A	Pct	O-D-Total	PF	Pts	A	TO	Blk	Stl	Min	Half
La Tech			24-55	.436	7-20	.350	21-30	.700	9-20-29	28	76	8	14	4	11	200	31
South Carolina	Nov. 11, 2016	W, 85-76	30-57	.526	9-18	.500	16-26	.615	10-25-35	20	85	16	15	4	6	200	42
Holy Cross &			17-45	.378	5-20	.250	10-15	.667	5-11-16	16	49	12	9	0	3	200	32
South Carolina	Nov. 13, 2016	W, 81-49	27-46	.587	12-24	.500	15-16	.938	8-24-32	17	81	17	11	6	4	200	44
Monmouth &			20-65	.308	6-28	.214	23-27	.852	15-26-41	24	69	10	18	4	15	225	22
South Carolina	Nov. 15, 2016	W, 70-69 (OT)	23-68	.338	7-23	.304	17-25	.680	16-30-46	22	70	15	20	5	7	225	29
SC State &			16-52	.308	5-14	.357	13-21	.619	8-16-24	19	50	6	14	1	6	200	50
South Carolina	Nov. 18, 2016	W, 92-50	33-65	.508	8-24	.333	18-21	.857	17-30-47	17	92	17	13	9	6	200	92
Michigan			10-52	.192	2-26	.077	24-32	.750	18-18-36	17	46	2	16	0	7	200	27
South Carolina	Nov. 23, 2016	W, 61-46	23-53	.434	4-15	.257	11-18	.611	15-25-40	24	61	10	13	6	5	200	33
vs. Syracuse %			14-44	.318	6-15	.400	16-26	.615	9-21-30	19	50	9	17	2	6	200	26
South Carolina	Nov. 26, 2016	W, 64-50	23-51	.451	4-13	.308	14-19	.737	10-27-37	21	64	13	15	1	12	200	37
Vermont			18-51	.353	5-20	.250	9-14	.643	10-21-31	14	50	5	18	2	7	200	32
South Carolina	Dec. 1, 2016	W, 68-50	29-62	.468	4-13	.308	6-7	.857	10-26-36	15	68	18	13	3	11	200	43
FIU			19-46	.413	5-15	.333	11-16	.688	7-28-35	18	54	5	23	1	7	200	22
South Carolina	Dec. 4, 2016	W, 70-54	25-61	.410	8-21	.381	12-19	.632	11-23-34	17	70	15	9	6	13	200	36
vs. Seton Hall ^			19-55	.345	3-12	.250	26-36	.722	18-31-49	18	67	6	17	2	6	200	27
South Carolina	Dec. 12, 2016	L, 67-64	22-57	.386	5-16	.313	15-25	.600	12-23-35	23	64	6	13	4	10	200	34
@ USF			21-50	.420	6-11	.545	18-27	.667	13-28-41	18	66	5	17	2	3	200	37
South Carolina	Dec. 17, 2016	W, 77-66	27-62	.435	10-25	.400	13-20	.650	11-23-34	21	77	18	7	4	9	200	31
Clemson			21-51	.412	3-16	.188	17-27	.630	11-25-36	21	62	8	15	5	9	200	29
South Carolina	Dec. 21, 2016	L, 62-60	22-62	.355	2-16	.125	14-20	.700	14-21-35	22	60	10	14	4	8	200	25
Lander			22-62	.355	5-23	.217	13-19	.684	10-24-34	17	62	12	13	4	7	200	16
South Carolina	Dec. 27, 2016	W, 90-62	35-68	.515	10-22	.455	10-16	.625	13-32-45	16	90	18	12	10	6	200	53
@ Memphis			20-43	.465	1-7	.143	29-37	.784	10-22-32	18	70	14	16	4	4	200	33
South Carolina	Dec. 30, 2016	L, 70-54	18-57	.316	9-25	.360	9-15	.600	17-18-35	30	54	12	19	2	6	200	28
@ Georgia *			17-47	.362	4-13	.308	23-30	.767	11-29-40	17	61	10	16	3	2	200	34
South Carolina	Jan. 4, 2017	W, 67-61	26-61	.426	5-17	.294	10-17	.588	11-23-34	23	67	11	8	8	7	200	36
Texas A&M *			27-51	.529	11-19	.579	3-5	.600	12-25-37	15	68	16	25	4	3	200	38
South Carolina	Jan. 7, 2017	W, 79-68	28-70	.400	9-25	.360	14-17	.824	17-13-30	10	79	14	6	2	11	200	36
at Tennessee *			17-52	.327	1-11	.091	25-33	.758	17-20-37	22	60	10	22	5	6	200	21
South Carolina	Jan. 11, 2017	W, 70-60	22-54	.407	7-13	.538	19-27	.704	15-23-38	26	70	12	22	5	12	200	27
Ole Miss *			17-55	.309	5-17	.294	17-23	.739	11-21-32	23	56	8	21	3	9	200	20
South Carolina	Jan. 14, 2017	W, 67-56	20-55	.364	5-20	.250	22-31	.710	13-29-42	19	67	12	20	3	10	200	34

& - Brooklyn Hoops Holiday Invitational (Columbia, S.C.) | % - Brooklyn Hoops Holiday Invitational (Barclays Center, Brooklyn, N.Y.) | ^ - Under Armour Reunion (Madison Square Garden, New York, N.Y.) | * - SEC contest



SOUTH CAROLINA GAMECOCKS

OVERALL: 14-3; SEC: 4-0; HOME: 10-1; AWAY: 3-1; NEUTRAL: 1-1

DATE	OPP.	W/L	SCORE	RECORD (SEC)	POINTS	REBOUNDS	ASSISTS	BLOCKS	STEALS	ATTENDANCE
Nov. 11, 2016	La Tech	W	85-76	1-0 (0-0)	Thornwell (18)	Thornwell (7)	Thornwell (6)	Silva (2)	Dozier (2)	13,334 (paid)
Nov. 13, 2016	Holy Cross &	W	81-49	2-0 (0-0)	Thornwell (20)	Silva (8)	Notice/Dozier (5)	Thornwell/Silva (2)	4 with 1	9,270 (paid)
Nov. 15, 2016	Monmouth &	W	70-69 (OT)	3-0 (0-0)	Thornwell (23)	Silva (10)	Thornwell/Notice (5)	Thornwell (3)	Notice (3)	9,779 (paid)
Nov. 18, 2016	SC State &	W	92-50	4-0 (0-0)	Thornwell (22)	Kotsar (8)	Dozier (6)	Silva (3)	Dozier (3)	10,159 (paid)
Nov. 23, 2016	Michigan	W	61-46	5-0 (0-0)	Thornwell (21)	Thornwell (10)	Gravett (4)	Thornwell (3)	Dozier (2)	13,051 (paid)
Nov. 26, 2016	vs. Syracuse %	W	64-50	6-0 (0-0)	Thornwell/Kotsar (16)	Dozier (10)	Thornwell (5)	Keita (1)	Dozier/Thornwell (3)	8,733
Dec. 1, 2016	Vermont	W	68-50	7-0 (0-0)	Dozier (21)	Thornwell/Dozier (6)	Thornwell (9)	Silva (2)	Dozier/Thornwell (3)	11,579 (paid)
Dec. 4, 2016	FIU	W	70-54	8-0 (0-0)	Notice (27)	Dozier/Silva (7)	Felder (4)	Silva (5)	Dozier/Kotsar (4)	10,587 (paid)
Dec. 12, 2016	vs. Seton Hall ^	L	67-64	8-1 (0-0)	Dozier (20)	Silva (9)	Dozier (3)	Silva (4)	4 with 2	7,558
Dec. 17, 2016	at USF	W	77-66	9-1 (0-0)	Dozier (23)	Kotsar (9)	Dozier/Felder (5)	4 with 1	McKie (4)	2,489
Dec. 21, 2016	Clemson	L	62-60	9-2 (0-0)	Dozier (26)	Dozier/Kotsar (8)	Dozier (5)	Dozier (2)	Dozier (4)	17,026 (paid)
Dec. 27, 2016	Lander	W	90-62	10-2 (0-0)	Felder (20)	Silva/Kotsar (11)	Gravett (5)	Silva (3)	Dozier (2)	10,088 (paid)
Dec. 30, 2016	at Memphis	L	70-54	10-3 (0-0)	Dozier (13)	Silva (8)	4 with 2	Silva/Keita (1)	Keita (2)	10,812
Jan. 4, 2017	at Georgia *	W	67-61	11-3 (1-0)	Dozier (24)	Thornwell (11)	Dozier (5)	Silva/Thornwell (3)	Thornwell (6)	8,856
Jan. 7, 2017	Texas A&M *	W	79-68	12-3 (2-0)	Notice/Felder (19)	Thornwell (7)	Dozier (4)	Kotsar/Silva (1)	Thornwell (5)	14,249 (paid)
Jan. 11, 2017	at Tennessee *	W	70-60	13-3 (3-0)	Thornwell (22)	Kotsar (8)	Thornwell (4)	Silva (2)	Thornwell (4)	13,794
Jan. 14, 2017	Ole Miss *	W	67-56	14-3 (4-0)	Dozier/Silva (16)	Silva (11)	3 with 3	Kotsar (2)	Thornwell/Notice (2)	15,202 (paid)

& - Brooklyn Hoops Holiday Invitational (Columbia, S.C.) | % - Brooklyn Hoops Holiday Invitational (Barclays Center, Brooklyn, N.Y.) | ^ - Under Armour Reunion (Madison Square Garden, New York, N.Y.) | * - indicates SEC game

2016-17 GAME-BY-GAME STARTING LINEUPS

OPPONENT, RESULT	GUARD	GUARD	GUARD	FORWARD	FORWARD
La Tech, W	Dozier	Thornwell	Notice	Kotsar	Silva
Holy Cross, W	Dozier	Thornwell	Notice	Kotsar	Silva
Monmouth, W	Dozier	Thornwell	Notice	Kotsar	Silva
SC State, W	Dozier	Thornwell	Notice	Kotsar	Silva
Michigan, W	Dozier	Thornwell	Notice	Kotsar	Silva
vs. Syracuse, W	Dozier	Thornwell	Notice	Kotsar	Silva
Vermont, W	Dozier	Thornwell	Notice	Kotsar	Silva
FIU, W	Dozier	McKie	Notice	Kotsar	Silva
vs. Seton Hall, L	Dozier	McKie	Notice	Kotsar	Silva
at USF, W	Dozier	McKie	Notice	Kotsar	Silva
Clemson, L	Dozier	McKie	Notice	Kotsar	Silva
Lander, W	Dozier	McKie	Notice	Kotsar	Silva
at Memphis, L	Dozier	McKie	Notice	Kotsar	Silva
at Georgia, W	Dozier	Thornwell	Notice	Kotsar	Silva
Texas A&M, W	Dozier	Thornwell	Notice	Kotsar	Silva
at Tennessee, W	Dozier	Thornwell	Notice	Kotsar	Silva
Ole Miss, W	Dozier	Thornwell	Notice	Kotsar	Silva

**EXB - SOUTH CAROLINA 107, NEWBERRY 89
NOV. 6, 2016/COLONIAL LIFE ARENA**

COLUMBIA, S.C. - South Carolina opened its 2016-17 season with a 107-89 exhibition win over Newberry College on Sunday afternoon at Colonial Life Arena. Carolina shot 50.0 percent from the field in the game en route to its offensive outburst. Senior guard Sindarius Thornwell led all players with 34 points on 13-of-24 shooting. The Lancaster, S.C., native, recorded a double-double with 11 rebounds, which led the team. He also led the team with five assists and five blocks.

South Carolina jumped out to a 12-point lead in the first half with 11:23 left, but Newberry would keep the game competitive forcing 12 turnovers and knocking down 10 shots from deep. Thornwell led all scorers at the break with 16 points on 6-of-10 shooting. He also led the team with five rebounds. Carolina shot 51.5 percent from the field as they headed to halftime with a 53-46 lead.

The Gamecocks opened the second half on a 29-11 run, building their lead to 81-57. Thornwell (10 points) and sophomore guard PJ Dozier (nine points) helped fuel the scoring outburst with 26 of those points. Dozier finished tied for second on the team with 17 points. Senior guard Duane Notice, last season's SEC Sixth Man of the Year, also poured in 17 points. Notice was 4-for-9 from behind the arc.

Carolina's defense ramped up in the second half holding Newberry to a 42.1 field goal percentage. The Gamecocks forced 21 turnovers in the game and out-rebounded the Wolves 52-33. Newberry, who looked to run all game with a smaller lineup, would finish the game with 39 attempts from three-point range.

With the win, South Carolina remains unbeaten in five career exhibition contests under the direction of Head Coach Frank Martin.

**GAME 1 - SOUTH CAROLINA 85, LA TECH 76
NOV. 11, 2016/COLONIAL LIFE ARENA**

COLUMBIA, S.C. - The South Carolina men's basketball team (1-0) opened the 2016-17 regular season with an 85-76 victory over Louisiana Tech (0-1) Friday night. Four Gamecock starters were in double-figures, led by senior guard Sindarius Thornwell, who poured in 18 points. The Lancaster, S.C., native filled up the stat sheet leading the team in rebounds (7) and assists (6).

Senior guard Duane Notice (17), sophomore guard PJ Dozier (17) and sophomore forward Chris Silva (11) were the other South Carolina starters in double figures. Dozier's 17 points were a new career-high.

The Gamecocks jumped out to a 7-2 lead to start the game behind five points from Dozier. The Gamecocks extended their lead to 16-6 after Thornwell hit a 3-pointer with 12:49 left in the first half.

South Carolina's half court defense was suffocating in the first 10 minutes, as they held the Bulldogs to 29 percent shooting from the field. Louisiana Tech finished half one 11-of-29 from the field (37.9 percent).

The Bulldogs closed the gap to 18-16 with 10:24 left, but Carolina pushed the lead back to nine at 36-27 with 2:36 to play in the half after back-to-back 3s from senior guard Justin McKie and sophomore guard Hassani Gravett.

Gravett ended the first half with an exclamation point as he tipped in a Notice 3-point miss at the buzzer. Carolina led 42-31 at the break as the, Villa Rica, Ga. native's, tip-in gave the team its biggest lead of the first half at 11.

Thornwell led all scorers at halftime with nine points on 4-of-8 shooting. He also had five rebounds and three assists. Junior forward Ran Tut had a nice first half off the bench, dropping four points and tying for the team lead in rebounds with five. Notice had eight points, Dozier seven and Gravett seven to round out Carolina's scoring in the opening period. Carolina out-rebounded La Tech 22-18 in half one.

In the second half, the Bulldogs cut the deficit to seven with 14:13 left after a 3-pointer by sophomore guard Deric Jean from the right wing. La Tech's Jacobi Boykins stole the ball at half court finishing with an emphatic dunk at the other end to cut the lead to 59-54. He was whistled for a technical foul after the play. Notice missed both free throws but Silva put the Gamecocks back up by seven after a dunk on the ensuing possession off a great dish from Gravett.

La Tech's Daquan Bracy would cut the lead to four at 65-61, knocking down a 3-pointer with 7:58 left. Thornwell would answer the basket with a fast break 3 of his own from the left corner to put Carolina back up seven with 5:56 on the clock. The Bulldogs answered, but Silva increased the lead to nine with a 3-point play with 4:31 left after beating Jean to the hole for the and-one bucket.

Thornwell hit his third 3 of the game with 8:34 left to put the Gamecocks up 66-42. He finished the night 4-for-6 from behind the arc. McKie joined Thornwell in double figures, scoring his 10th point of the night with 3:08 left after stealing the ball and taking it coast-to-coast for the lay in to give Carolina a 74-47 lead late in the game.

**GAME 2 - SOUTH CAROLINA 81, HOLY CROSS 49
NOV. 13, 2016/COLONIAL LIFE ARENA**

COLUMBIA, S.C. - South Carolina (2-0) picked up its second win of the season Sunday night at Colonial Life Arena after an 81-49 victory versus Holy Cross (0-1). The Gamecock defense limited the Crusaders to just 17 second half points and 30 percent shooting (6-20) from the field in the half. Carolina senior guard Sindarius Thornwell had 20 points to lead all scorers.

After trailing 4-3 early in the game, Carolina went on a 9-0 run after a put-back dunk by sophomore Chris Silva that put the Gamecocks up 12-4. Senior guard Justin McKie extended the early lead to 10 after a transition layup put Carolina ahead 18-8 with 11:56 to go in the first half. McKie's layup forced Crusader Head Coach Bill Carmody to take a timeout after his team started the game 2-for-11 from the field (18.1 percent).

After the timeout, freshman guard Rakym Felder hit a 3-pointer from the top of the key to put the Gamecocks up 24-13. Carolina started the game on fire from the field, hitting 10-of-14 shots, good for 71.4 percent.

Holy Cross cut the lead to five at the 7:08 mark, but Thornwell answered with a post up bucket from the left block to put the Gamecocks up 33-26. Senior guard Duane Notice then hit a 3 on the team's next possession, putting Carolina up 10, 36-26, with 3:03 left in the opening half.

Senior guard PJ Dozier hit his third 3 of the first half from the left wing with 1:29 left to put the Gamecocks up 15. Holy Cross answered with a 3-point bucket of its own. The teams exchanged 3s again on their next possessions, as Thornwell hit from deep for Carolina and Robert Champion, the Crusaders' leading scorer from a year ago, hit one for Holy Cross. Champion's 3 cut the deficit to 12 just before the half with Carolina leading 44-32.

Thornwell led all scorers at the break with 14. Dozier was the second-leading scorer on the stat sheet with 13 first-half points for the Gamecocks. Notice had four assists to lead all players. Carolina shot 58.3 percent in the opening period, including going 8-of-13 from deep. Champion, and forward Malachi Alexander, each scored 12 points for the Crusaders to account for 24 of the team's 32 first-half points.

Carolina picked up right where it left off in the second half as Thornwell hit a 3 at the 15:03 mark to give the Gamecocks a 16-point lead, 53-37. McKie tallied his eighth point with just under 12 minutes to play with a high floater in the lane, which put Carolina up by 20, 59-39.

The Gamecocks defense remained locked in during half two. Holy Cross started the second half 4-for-13, just 30.8 percent from the field. Carolina's hot shooting continued on the offensive end, as it started the second half 8-of-16 (50 percent).

Thornwell hit his fourth 3 of the game with 8:34 left to put the Gamecocks up 66-42. He finished the night 4-for-6 from behind the arc. McKie joined Thornwell in double figures, scoring his 10th point of the night with 3:08 left after stealing the ball and taking it coast-to-coast for the lay in to give Carolina a 74-47 lead late in the game.

EXHIBITION

**Official Basketball Box Score - Game Totals - Final Statistics
Newberry vs South Carolina
11/16/16 4:30 p.m. ET at Columbia, S.C. (Colonial Life Arena)**

Newberry 89 • 0-0

#	Player	Total			3-Ptr			Rebounds			PF	TP	A	TO	Bk	Stl	Min
		FG	FGA	FT	FTA	Off	Def	Total									
02	Quaman Burton	0-3	0-1	2-2	1	3	4	1	2	3	3	0	0	0	0	17	
04	Rob Valentine	3-6	2-4	0-0	1	0	1	3	8	0	1	0	0	0	0	17	
15	Xavier Hill	2-6	0-2	1-1	1	1	2	2	5	1	2	0	0	0	0	16	
20	D.J. Copeland	3-6	2-4	0-0	1	1	2	2	8	4	0	0	1	1	16		
30	James Stepp	5-12	3-8	0-0	1	1	2	0	13	0	3	0	3	0	17		
00	Gerald Evans	2-5	1-1	0-0	1	3	4	0	5	3	5	0	1	1	23		
01	Mushack Sackor	0-2	0-0	0-0	1	0	1	2	0	0	1	1	1	1	4		
03	Marshall Lange	4-11	3-7	0-0	0	4	4	2	11	2	2	0	0	0	23		
05	Sikander Nielsen	5-8	2-4	1-1	0	2	2	3	13	2	2	0	0	0	23		
10	Luke Gibson	0-0	0-0	0-0	0	0	0	0	0	0	0	0	0	0	1		
12	Jamaal Satisfield	4-5	1-1	1-3	1	4	5	3	10	0	1	0	0	0	13		
22	Mason Speare	4-8	4-8	0-0	0	3	3	2	12	2	0	1	1	1	23		
23	Amp Moore	1-3	0-0	0-0	1	1	2	2	1	1	0	1	1	0	7		
Team					1	2											
Totals		33-75	18-40	5-7	9	24	33	22	89	18	21	2	11	200			

FG % 1st Half: 17-37 45.9% 2nd Half: 16-38 42.1% Game: 33-75 44.0% Deadball Rebounds 1
3FG % 1st Half: 10-22 45.5% 2nd Half: 8-18 44.4% Game: 18-40 45.0%
FT % 1st Half: 2-2 100.0 2nd Half: 3-5 60.0% Game: 5-7 71.4%

South Carolina 107 • 0-0

#	Player	Total			3-Ptr			Rebounds			PF	TP	A	TO	Bk	Stl	Min
		FG	FGA	FT	FTA	Off	Def	Total									
21	KOTSAR, Maik	2-3	0-0	1-2	1	2	3	0	5	2	0	0	1	1	17		
30	SILVA, Chris	2-3	0-0	0-0	3	3	6	5	4	1	3	1	1	1	10		
00	THORNWELL, Sindarius	13-24	2-8	6-6	6	5	11	1	34	5	3	5	2	0	36		
10	NOTICE, Duane	5-13	4-10	3-3	0	5	5	0	17	2	1	0	0	0	36		
15	DOZIER, PJ	7-16	0-2	3-3	1	3	4	0	17	3	0	3	0	27			
02	GRAVETT, Hassani	1-3	0-0	2-2	0	1	1	1	4	3	2	1	0	14			
05	BLANTON, TeMarcus	3-8	2-3	0-0	2	1	3	1	8	0	1	0	0	13			
12	GUEYE, Khadim	2-2	0-0	2-5	1	6	7	2	6	1	1	0	0	20			
20	MCKIE, Justin	3-5	1-2	2-2	4	2	6	1	9	4	3	0	1	19			
31	HOLLIMAN, Jarrell	1-1	0-0	1-2	1	2	3	0	3	0	1	0	1	1	8		
Team					0	3	3										
Totals		39-78	9-25	20-25	19	33	52	11	107	21	18	7	9	200			

FG % 1st Half: 17-33 51.5% 2nd Half: 22-45 48.9% Game: 39-78 50.0% Deadball Rebounds 1.1
3FG % 1st Half: 5-11 45.5% 2nd Half: 4-14 28.6% Game: 9-25 36.0%
FT % 1st Half: 14-17 82.4% 2nd Half: 6-8 75.0% Game: 20-25 80.0%

Score by periods				1st	2nd	Total	Points	In	Off	2nd	Fast	Bench
1st	2nd	3rd	4th									
Newberry	46	43	89									
South Carolina	53	54	107									

Officals: Olanidis Poole, Garrick Shannon, Roger Ayers
Technical fouls: Newberry-None. South Carolina-None.
Attendance: 13344
Exhibition contest
Last FG - NBV 2nd-00:02, SC 2nd-02:27.
Largest lead - NBV by 2 1st-15:39, SC by 28 2nd-11:05.
NBV led for 00:12, SC led for 37:19. Game was tied for 02:29.

GAME 1

**Official Basketball Box Score - Game Totals - Final Statistics
Louisiana Tech vs South Carolina
11/11/16 6:30 p.m. ET at Columbia, S.C. (Colonial Life Arena)**

Louisiana Tech 76 • 0-1

#	Player	Total			3-Ptr			Rebounds			PF	TP	A	TO	Bk	Stl	Min
		FG	FGA	FT	FTA	Off	Def	Total									
02	MCCREE, Erik	1-5	0-4	6-8	2	2	4	4	8	1	2	0	0	0	31		
24	SHERMAN, Omar	6-9	0-2	0-0	0	7	7	2	12	0	1	2	0	0	32		
00	BOYKINS, Jacobi	4-7	2-4	4-7	1	1	2	5	14	0	1	0	3	20			
01	JEAN, Deric	4-11	2-3	8-9	3	2	5	4	18	1	4	0	1	33			
25	DAVIS, Qydrar	2-4	1-3	0-0	0	0	0	3	5	0	3	0	2	26			
03	HARRIS, Jalen	2-7	0-2	2-2	0	3	3	4	6	2	2	1	3	18			
04	BRACEY, DaQuan	5-7	2-2	0-0	1	1	5	12	2	0	0	0	0	23			
05	WHITE, Joniah	0-2	0-0	1-2	3	0	3	1	1	0	0	1	0	8			
22	WASHINGTON, Jy'lan	0-0	0-0	0-0	0	0	0	0	0	1	0	0	0	0+			
35	POWELL, Oliver	0-0	0-0	0-0	0	4	4	0	0	1	0	0	2	9			
Team					0	0	0										
Totals		24-55	7-20	21-30	9	20	29	28	76	8	14	4	11	200			

FG % 1st Half: 11-29 37.9% 2nd Half: 13-26 50.0% Game: 24-55 43.6% Deadball Rebounds 6.1
3FG % 1st Half: 0-7 0.0% 2nd Half: 7-13 53.8% Game: 7-20 35.0%
FT % 1st Half: 9-14 64.3% 2nd Half: 12-16 75.0% Game: 21-30 70.0%

South Carolina 85 • 1-0

#	Player	Total			3-Ptr			Rebounds			PF	TP	A	TO	Bk	Stl	Min
		FG	FGA	FT	FTA	Off	Def	Total									
21	KOTSAR, Maik	2-2	0-0	0-3	1	1	2	4	4	0	0	0	1	14			
30	SILVA, Chris	4-6	0-0	3-5	0	2	4	11	0	1	2	0	18				
00	THORNWELL, Sindarius	7-16	2-4	2-2	1	6	7	4	18	6	6	1	1	32			
10	NOTICE, Duane	4-7	3-6	6-8	0	1	1	0	17	3	3	0	1	29			
15	DOZIER, PJ	5-9	2-3	5-6	4	0	4	3	17	2	2	0	2	30			
02	GRAVETT, Hassani	3-7	1-2	0-2	1	3	0	7	2	1	0	0	0	24			
05	BLANTEY, Khadim	0-0	0-0	0-0	0	0	0	3	0	1	0	0	1	1			
14	TUT, Ran	2-5	0-1	0-0	2	4	6	4	1	0	1	1	1	19			
20	MCKIE, Justin	1-3	1-2	0-0	1	4	5	0	3	1	1	0	0	19			
31	HOLLIMAN, Jarrell	2-2	0-0	0-0	0	0	2	4	1	0	0	0	1	14			
Team					3	2	5										
Totals		30-57	9-18	16-26	10	25	35	20	85	16	15	4	6	200			

FG % 1st Half: 16-36 44.4% 2nd Half: 14-21 66.7% Game: 30-57 52.6% Deadball Rebounds 6
3FG % 1st Half: 6-13 46.2% 2nd Half: 3-5 60.0% Game: 9-18 50.0%
FT % 1st Half: 4-5 80.0% 2nd Half: 12-21 57.1% Game: 16-26 61.5%

Score by periods				1st	2nd	Total	Points	In	Off	2nd	Fast	Bench
1st	2nd	3rd	4th									
Louisiana Tech	31	45	76									
South Carolina	42	43	85									

Officals: Tony Greene, Glenn Tullit, Todd Austin
Technical fouls: Louisiana Tech-BOYKINS, Jacobi. South Carolina-None.
Attendance: 13344
2016-17 Season Opener
Last FG - TECH 2nd-00:16, SC 2nd-00:49.
Largest lead - TECH by 1 1st-19:39, SC by 15 2nd-17:54.
TECH led for 01:19, SC led for 38:20. Game was tied for 00:21.

GAME 2

**Official Basketball Box Score - Game Totals - Final Statistics
Holy Cross vs South Carolina
11/13/16 6 p.m. ET at Columbia, S.C. (Colonial Life Arena)**

Holy Cross 49 • 0-1

#	Player	Total			3-Ptr			Rebounds			PF	TP	A	TO	Bk	Stl	Min
		FG	FGA	FT	FTA	Off											

GAME 6 - SOUTH CAROLINA 64, #18/16 SYRACUSE
NOV. 26, 2016/BROOKLYN, NY. (BARCLAYS CENTER)

BROOKLYN - The South Carolina men's basketball team picked up another top-25 victory Saturday afternoon, earning a 64-50 win over No. 18/16 Syracuse (4-1) in the Barclays Center in Brooklyn, N.Y. as part of the Brooklyn Hoops Holiday Invite. The Gamecocks (6-0) had three players score 15 points or more, and used a fierce defensive effort to hold the Orange to 36 points under their season scoring average.

The Gamecocks set the tone early against Syracuse, softening its vaunted zone defense with a pair of 3s from Sindarius Thornwell and PJ Dozier to open the game. It took Carolina just 25 seconds to earn a lead it held for the entire half -- and ultimately, the game -- and after an 8-0 run the lead grew to 20-11 and remained at least a two-possession game for the final 10 minutes of the period.

South Carolina's defense frustrated and harassed the Orange, limiting them to just eight field goals total in the half and a 34 percent success rate from the floor. Driven by 21 points combined from Thornwell and Dozier, the Gamecocks took a 37-26 lead into the halftime break. As a team, South Carolina shot 50 percent in the half, making 11-of-21 attempts on two-point field goals thanks to great dribble penetration from the point guard tandem of Dozier and Thornwell. The duo's ability to get inside Syracuse's zone paid off all afternoon, with South Carolina enjoying a 30-8 margin in points in the paint by the time the final buzzer sounded.

Syracuse made a strong push out of intermission, starting with an 8-3 run to get the Barclays Center crowd of 8,733 on their feet in a 40-34 game. A Thornwell layup off a Maik Kotsar steal broke off the momentum for a spell, but Syracuse's pressure did not let up. Freshman Sedee Keita gave South Carolina some juice off a big block on a dunk attempt, with the ensuing rebound scooped up and taken coast-to-coast by Hassani Gravett for the lay-in. After the Orange split a pair of free throws, Duane Notice relived some more pressure on a deep 3-pointer to make it a 47-39 game with 13 minutes still to play in the game.

Foul troubles would be a major hurdle early in the second half for the Gamecocks, as Syracuse went into the double bonus with 11 minutes still to play while the Gamecocks saw the Orange whistled just twice in the same span. Free throw opportunities gave Syracuse a chance stop the clock and cut into its deficit, but Frank Howard missed four straight shots at the line to keep Carolina ahead by three possessions, 51-43, at the eight-minute mark. South Carolina's defense made sure that free throws would be the best looks the opposition could get; the Gamecocks held Syracuse without a made field goal from the 15:16 mark until a 3-pointer finally broke the spell with 6:37 to play.

South Carolina's offense would not enjoy the same success as its defense, though, as a scoring drought from 10:32 to 4:37 kept it from taking advantage of Syracuse's struggles. Kotsar flipped in his tenth point of the game off a helper from Thornwell to snap the dry spell and make it 53-46 with four minutes to go. The Orange's 17th turnover of the game on the following possession helped Carolina continue what would become a key 6-0 run over a span of three and a half minutes that put the Gamecocks back ahead by double-digits, 57-46, and they would cruise to the 64-50 win thanks to a 7-of-8 success rate at the free throw line down the stretch and just one Syracuse field goal over the final three minutes.

GAME 7 - NO. 20/23 CAROLINA 68, VERMONT 50
DEC. 1, 2016/COLONIAL LIFE ARENA

COLUMBIA, S.C. - No. 20/23 South Carolina (7-0) downed Vermont (6-3) 68-50 Thursday night to remain undefeated. Sophomore PJ Dozier tallied a new career-high 21 points to lead the way for the Gamecocks. Freshman Maik Kotsar (14), sophomore Chris Silva (12) and senior Sindarius Thornwell (11) were also in double-figures.

Carolina jumped out to a 7-3 lead at the first media timeout behind five points from Dozier. The Gamecock defense was stifling in the early goings as the Catamounts started the game 1-for-6 from the field (16.7 percent). Two free throws by Dre Willis cut the lead to 7-5 and ended a 4:09 scoreless drought for Vermont with 13:11 left in the first half.

The game then went back-and-forth the next few minutes as the teams traded baskets. A jumper by Vermont's Cam Ward cut it to 13-11 with 12:01 remaining in the first half, but five-straight points by Thornwell pushed the Gamecocks' lead to 18-11.

Vermont closed the gap, but South Carolina pushed the lead back to seven at 24-17 on a jumper from Hassani Gravett. A Vermont 3-pointer and a free throw brought the game back to three points at 24-21 before Silva scored seven-straight points to make it 31-23, giving Carolina its biggest lead of the half at the under-four media timeout. Dozier hit a 3 to make it 34-23 on the first possession out of the timeout. The made 3 marked a scorching 14-for-21 (66.7 percent) start from the field for the Gamecocks.

A Silva and-1 play made it 39-25 with 2:21 left. Vermont would close the half on a 7-4 run, as Carolina led 43-32 at the break. Dozier and Silva were both in double-figures for the Gamecocks with 12 points apiece at halftime. The duo tied for the team-lead in rebounds as well with four. Thornwell nearly broke into double-figures for Carolina, as he tallied nine points in the opening period. The Gamecocks finished half one 17-of-28 (60.7 percent) from the field.

Carolina came out firing on all cylinders in the second half. Two quick baskets by Kotsar and a transition alley hoop from Thornwell to Dozier forced Catamount head coach John Becker to take a timeout just two minutes into the half after the 6-0 run by the Gamecocks.

The run was stretched to 13-1 after Dozier made 3 with 16:10 left in the game. South Carolina's hot first half shooting continued as they started 6-of-7 (85.7 percent) from the field after the break.

The Gamecocks led 58-37 at the under 12 media timeout with 11:09 left after pushing the run to 16-5. From there, Carolina would lead by 19 or more the rest of the game.

Kotsar exploded in the second half with 12 points to lead all scorers. Dozier added nine and tallied his first career 20-point game with 4:52 left after a made layup. Thornwell got into double-figures with a made put back late, as he finished with 11 points and led the team with nine assists, which tied a career single-game high for the senior. The Lancaster, S.C. native, has been in double-figures every game this season for South Carolina.

GAME 8 - NO. 20/23 CAROLINA 70, FIU 54
DEC. 4, 2016/COLONIAL LIFE ARENA

COLUMBIA, S.C. - No. 20/23 South Carolina (8-0) picked up its eighth-straight win of the season after defeating FIU (3-6) 70-54 at Colonial Life Arena on Sunday afternoon. Senior guard Duane Notice tied a career-high with 27 points. He was on fire from deep, knocking down six 3s, which set a new-career high. Joining Notice in double-figures was sophomore PJ Dozier (20), who logged his second-straight 20-point game.

Carolina got off to another solid start as Dozier faked a pass to the corner and pulled up from the left wing knocking down a 3 with 17:11 remaining in the first half. The made long-ball forced a Panther time out just three minutes in as the Gamecocks opened play on a 7-0 run.

The lead was pushed to 11-5 at the first media timeout. Dozier, who came into the game fresh off a career-high 21 points in the team's win over Vermont on Thursday, remained hot from the field scoring seven of Carolina's first 11 points.

Freshman Rakyim Felder pinpointed a long pass down the floor to Notice who laid it in to make it 15-7. FIU cut the score to 19-14 after an Anthony Boswell 3 from the corner.

The Gamecocks then went on another 7-0 run as Notice knocked down a trey ball from the right wing to move the lead to double-digits at 26-14 with 5:07 left in the first half. Another Notice 3 with 3:54 left pushed him into double-figures on the score sheet.

Freshman Maik Kotsar snagged an offensive rebound on Carolina's final offensive possession of the half and found a wide-open Notice, who was spotting up behind the arc. Notice knocked down his third 3 of the half and put the Gamecocks up 36-22 at the break. The Toronto, Ontario, native, led all scorers with 14 at halftime. Dozier joined him in double-figures with 11 (4-for-4). Carolina's stingy defense forced a season-high 14 turnovers in the first half.

FIU big man Michael Kessens scored via layup to cut the Gamecocks' lead to 13 with 11:14 left, but Carolina answered with a 7-0 run to push the lead to 20 with 6:37 remaining. The Gamecocks would lead by 16 or more the rest of the way.

Notice broke 20 on the score sheet after hitting his fifth 3 of the game with 4:54 left to put the Gamecocks up 61-40. Dozier tallied his 20th point with a free throw on the ensuing possession. Notice's career-high sixth 3 came with 3:21 left. He finished 8-of-13 from the field and 6-of-10 from behind the arc. Dozier went 7-for-13 from the field, including 2-for-4 from deep. The Columbia, S.C., native, had seven rebounds which tied sophomore Chris Silva for the team lead. Felder led the team with four assists.

GAME 6

Official Basketball Box Score - Game Totals - Final Statistics
South Carolina vs Syracuse
 11/26/16 2:30 p.m. ET at Brooklyn, NY. (Barclays Center)

South Carolina 64 • 6-0

#	Player	Total			3-Ptr			Rebounds			PF	TP	A	T	Blk	Stl	Min
		FG	FGA	FT	FTA	FG	FGA	FT	FTA	Off							
11	KOTSAR, Maik	f	7-9	0-0	2-2	0	2	2	3	16	0	2	0	2	0	20	
30	SILVA, Chris	f	1-4	0-0	1-2	4	2	6	3	3	1	2	0	0	0	16	
00	THORNWELL, Sindarius	g	3-6	1-2	9-10	2	4	6	3	16	5	3	0	3	3	31	
10	NOTICE, Duane	g	2-7	2-4	1-2	1	2	3	3	7	2	1	0	1	3	32	
15	DOZIER, PJ	g	7-16	1-4	0-0	2	8	10	3	15	1	3	0	3	29		
02	GRAVETT, Hassani	g	1-4	0-2	0-0	3	3	1	2	1	0	0	2	2	21		
04	FELDER, Rakyim	g	0-0	0-0	0-0	0	0	0	2	0	0	0	0	0	2		
05	BLANTON, TeMarcus	g	1-1	0-0	0-0	0	0	0	0	2	0	0	0	0	4		
12	GUEYE, Khadim	g	0-0	0-0	0-0	0	0	0	0	2	0	0	0	0	4		
20	MCKIE, Justin	g	1-2	0-1	1-3	0	2	2	0	3	1	2	0	0	16		
24	KEITA, Sedee	g	0-2	0-0	0-0	0	1	1	0	1	1	1	1	1	15		
Team			1	3	4												
Totals			23-51	4-13	14-19	10	27	37	21	64	13	15	1	12	200		

FG % 1st Half:	14-28	50.0%	2nd half:	9-23	39.1%	Game:	14-44	45.1%	Deadball Rebounds	4
3FG % 1st Half:	3-7	42.9%	2nd half:	1-6	16.7%	Game:	4-13	30.8%	Rebounds	2
FT % 1st Half:	6-9	66.7%	2nd half:	8-10	80.0%	Game:	14-19	73.7%		

Syracuse 50 • 4-1

#	Player	Total			3-Ptr			Rebounds			PF	TP	A	T	Blk	Stl	Min
		FG	FGA	FT	FTA	FG	FGA	FT	FTA	Off							
20	LYDON, Tyler	f	5-12	3-5	5-6	0	7	7	2	18	0	6	0	1	35		
21	ROBERSON, Tyler	f	0-3	0-0	1-2	3	3	6	2	1	0	2	0	0	21		
32	COLEMAN, DaJuan	c	1-2	0-0	2-4	1	3	4	2	4	1	0	0	1	15		
01	HOWARD, Frank	g	3-7	1-2	3-7	0	0	0	3	10	3	1	0	2	24		
05	WHITE III, Andrew	g	3-9	1-5	3-4	0	3	3	2	10	0	1	0	1	34		
04	GILLON, John	g	1-1	1-1	0-1	0	1	1	0	3	3	5	0	1	28		
12	THOMPSON, Taurian	g	1-6	0-1	2-2	1	1	2	4	4	0	2	0	1	13		
13	CHUKWI, Paschal	g	0-2	0-0	0-0	3	3	4	0	0	0	1	0	1	17		
25	BATTLE, Tyus	g	0-2	0-1	0-0	0	0	0	0	2	0	2	0	1	13		
Team			1	2	3												
Totals			14-44	6-15	16-26	9	21	30	19	50	9	17	2	6	200		

FG % 1st Half:	8-23	34.8%	2nd half:	6-21	28.6%	Game:	14-44	31.8%	Deadball Rebounds	4
3FG % 1st Half:	4-8	50.0%	2nd half:	2-7	28.6%	Game:	6-15	40.0%	Rebounds	4
FT % 1st Half:	6-9	66.7%	2nd half:	10-17	58.8%	Game:	16-26	61.5%		

Officials: Brent Hampton, Tony Green, Lamar Simpson
 Technical fouls: South Carolina-None. Syracuse-None.
 Attendance: 8733
 Brooklyn Hoops Holiday Invitational
 Most Outstanding Player: Sindarius Thornwell (SC)

Score by periods	1st	2nd	Total	Points	In	Off	2nd	Fast	Bench
South Carolina	37	27	64	30	11	9	8	7	
Syracuse	26	24	50	30	11	10	3	7	

Last FG - SC 2nd-01:25, SU 2nd-01:02.
 Largest lead - SU by 16 2nd-01:25, SU None.
 SC led for 39:35, SU led for 00:00. Game was tied for 00:25.

GAME 7

Official Basketball Box Score - Game Totals - Final Statistics
Vermont vs South Carolina
 12/1/16 6:30 p.m. ET at Columbia, S.C. (Colonial Life Arena)

Vermont 50 • 6-3

#	Player	Total			3-Ptr			Rebounds			PF	TP	A	T	Blk	Stl	Min
		FG	FGA	FT	FTA	FG	FGA	FT	FTA	Off							
03	Lamb, Anthony	f	5-9	1-3	1-3	1	2	3	5	12	0	6	0	1	23		
35	Henson, Payton	f	2-5	0-1	2-2	4	4	8	0	6	0	2	0	1	27		
02	Bell-Haynes, Trae	g	2-5	0-0	1-2	0	0	0	0	5	0	3	0	4	15		
20	Notunc, Ernie	g	2-9	2-7	0-0	0	3	3	2	6	1	0	0	0	33		
34	Steidl, Kurt	g	1-7	1-6	0-0	0	3	3	0	3	0	1	0	0	24		
01	Hearithly, Josh	g	1-3	0-1	0-0	1	0	1	1	2	1	0	1	0	17		
12	Payen, Darren	g	0-1	0-0	0-0	0	1	1	0	0	0	0	0	0	3		
14	Ward, Cam	g	2-5	1-2	0-0	0	1	1	2	5	2	3	0	0	17		
14	Willis, Dre	g	2-4	0-0	4-5	2	3	5	2	8	0	2	0	1	23		
25	Urquhart, Drew	g	1-3	0-0	1-2	1	2	3	2	3	0	1	1	0	18		
Team			1	2	3												
Totals			18-51	5-20	9-14	10	21	31	14	50	5	18	2	7	200		

FG % 1st Half:	11-27	40.7%	2nd half:	7-24	29.2%	Game:	18-51	35.3%	Deadball Rebounds	1
3FG % 1st Half:	4-11	36.4%	2nd half:	1-9	11.1%	Game:	5-20	25.0%	Rebounds	1
FT % 1st Half:	6-7	85.7%	2nd half:	3-7	42.9%	Game:	9-14	64.3%		

South Carolina 68 • 7-0

#	Player	Total			3-Ptr			Rebounds			PF	TP	A	T	Blk	Stl	Min
		FG	FGA	FT	FTA	FG	FGA	FT	FTA	Off							
21	KOTSAR, Maik	f	7-10	0-0	0-0	0	5	5	2	14	0	2	0	1	26		
30	SILVA, Chris	f	5-6	0-0	2-2	3	3	6	3	12	0	2	0	1	18		
00	THORNWELL, Sindarius	g	4-10	1-2	2-2	2	2	5	1	11	9	1	0	3	29		
10	NOTICE, Duane	g	1-6	0-4	0-0	0	2	2	1	2	4	2	0	0	28		
15	DOZIER, PJ	g	9-15	3-5	0-1	1	5	6	3	21	1	3	0	3	32		
02	GRAVETT, Hassani	g	1-2	0-0	0-0	0	0	0	0	2	0	0	0	0	10		
04	FELDER, Rakyim	g	1-1	0-0	0-0	0	2	2	0	0	1	0	0	1	13		
12	GUEYE, Khadim	g	0-1	0-0	0-0												

GAME 12 - NO. -/25 CAROLINA 90 - LANDER 62
DEC. 27, 2016/COLONIAL LIFE ARENA

COLUMBIA, S.C. - South Carolina (10-2) posted a 90-62 victory versus instate foe Lander (3-7) Tuesday night at Colonial Life Arena. Freshman Rakym Felder led the team with a career-high 20 points after going 5-for-7 from the 3-point line.

The Bearcats scored the game's first hoop, but Carolina went on an 11-0 run to take an 11-2 lead with 15:32 left in the opening half. Freshman Maik Kotsar had six of the team's first 11 points.

The Gamecocks pushed the run to 19-0 after a pair of Notice free throws with 12:56 remaining. A jumper by freshman Sedee Keita improved the run to 29-1, as Carolina led 29-3 with 9:48 to go in the first half. The Gamecocks' defense held Lander to 1-of-15 shooting in the first 10 minutes.

The Bearcats ended their 0-for-14 field goal drought, as Carolina was up 36-7 at the under eight media timeout. Felder hit back-to-back 3s to extend the lead to 50-14 with 1:49 on the clock. The Brooklyn, N.Y., native, then hit another 3 with 44 seconds left, as the Gamecocks led 53-16 at halftime.

Carolina shot 20-for-32 (63 percent) in the opening half, including 7-for-11 from 3. The Gamecocks held Lander to just 17 percent (5-for-30) shooting from the field and had a 25-14 edge in the rebound column. Felder led the way with 15 points, as he was 4-of-4 from behind the arc in the first half. Nine different players scored in half one for Carolina.

After the break, Felder hit his fifth 3-pointer with 12:19 to go in the game, as Carolina jumped out to its biggest lead of the night, 73-33.

Kotsar posted his first career double-double, snagging his 10th rebound and scoring his 10th point on the ensuing possession with 9:16 to go and the Gamecocks in control up 77-43.

South Carolina remained up by 30 the rest of the way, before a late Lander 3 with 18 seconds left in the game to make it 90-62.

PJ Dozier (15), Duane Notice (13) and Kotsar (10) joined Felder in double-figures. Chris Silva tied Kotsar for the team lead with 11 rebounds and Carolina tied a season-high with 18 assists on the night.

GAME 13 - MEMPHIS 70, -/25 CAROLINA 54
DEC. 30, 2016/FEDEXFORUM/MEMPHIS, TENN.

MEMPHIS, Tenn. - The South Carolina men's basketball team dropped a 70-54 decision at Memphis (10-4) Friday night in its final game of 2016. Three Gamecocks reached double figures in scoring, but a season-low shooting percentage and a season-high 30 fouls stunted the offense. PJ Dozier led the team with 13 points in 24 minutes of action.

Both teams battled self-inflicted woes in the opening 10 minutes of the game, as South Carolina (10-3) shot well from the field but were held back by foul troubles and nine turnovers, and Memphis hit just four of its first 17 attempts. A jumper by PJ Dozier made it 15-12 in the Gamecocks' favor with 11:23 to play, but the Tigers countered with an 11-0 run over the next four minutes for their first lead of the night. Following the Dozier basket, Carolina ended the half just 3-of-14 from then on, but took advantage of a Memphis scoring spell late in the period to cut what once was a 10-point deficit down to five points at the buzzer.

Memphis took a 33-28 lead into the break, powered by 11 points from Markel Crawford. The guard accounted for almost half of his team's total field goals (five out of 11), as the Tigers shot 39 percent from the floor but made up for that with 10 free throws. South Carolina was led by six points from Chris Silva and five points from Hassani Gravett and Dozier, but were unable to keep a consistent lineup on the floor thanks to 13 team fouls that saddled four different players with two fouls in the period.

The Gamecocks were able to trim the lead back to one possession, 39-38, eight minutes in to the second half thanks to a 7-1 run. Memphis struck back with an 11-3 run over the next three minutes to ward off the Gamecock momentum, using five straight missed field goals from South Carolina to maintain the lead.

Foul trouble started to weigh heavily on the Gamecocks as the final period wore on. Leading rebounder Chris Silva picked up his fifth foul with six minutes to go, and leading scorer Dozier took a seat as well just two minutes later. The Tigers pulled away late from the free throw line and took its largest lead of the game to the final buzzer, 70-54.

GAME 14 - NO. -/RV CAROLINA 67 - GEORGIA 61
JAN. 4, 2017/ATHENS, GA./STEGEMAN COLISEUM

ATHENS, Ga. - South Carolina (11-3, 1-0 SEC) kicked off SEC play with a 67-61 road win at Georgia (9-5, 1-1 SEC) on Wednesday night. Sophomore PJ Dozier led all scorers with 24 points. Senior guard Sindarius Thornwell filled up the stat sheet for his eighth career double-double with 19 points and 11 rebounds.

Both teams exchanged buckets in the early goings with the score all knotted up 7-7 with 15:46 left at the first media timeout of the game. Carolina's offense and defense were in sync early, as nine of the team's first 11 points came off Bulldog turnovers.

A Hassani Gravett 3-pointer with 11:38 left put the Gamecocks up 16-14. Mike Edwards was able to answer for Georgia, as the score was again tied, this time at 16 all, as the teams headed to the benches for the under 12 media timeout with 10:15 left.

Back-to-back hoops by sophomore Chris Silva put Carolina up by four, 24-20, marking the Gamecocks' biggest lead of the first half with 7:10 remaining on the clock. The Bulldogs clawed back to take the lead 28-26 right before a made 3 by senior Justin McKie from the left corner that put Carolina back in front, 29-28, with 4:10 left.

A J.J. Frazier made 3 gave Georgia the lead back, as they went ahead 33-31 with 1:36 remaining in the half. The Bulldogs hit a free throw to go up 34-33 with 12 seconds left, giving the Gamecocks one more chance on the offensive end before the break. Dozier fed Thornwell at the top of the key. Thornwell fed it right back to Dozier on the left wing and he pulled up as time expired. The Columbia, S.C. native knocked down the shot from deep to give Carolina a 36-34 lead at the break.

Dozier led all scorers at half with 14 points. Silva poured in eight. The back-and-forth first half affair featured 11 ties and 13 lead changes. The Gamecocks were able to force eight turnovers in the opening period, which led to 11 points.

Carolina opened the second half on an 8-3 run as it jumped to a 44-37 lead at the under 16 media timeout with 15:58 remaining. The lead held firm at seven, 48-41, at the next media timeout with 11:01 on the clock. The Bulldogs opened the second half shooting just 18 percent from the field (2-of-11).

Georgia cut the Gamecock lead to two, 51-49, but Carolina answered with consecutive buckets from Dozier and Silva to push it back to six, 55-49, with 7:36 left.

In a four point game with 2:07 remaining, Silva went to the charity stripe to shoot two. He made the first, but missed the second. Gravett came up with a huge play tipping the miss to an open teammate to retain possession for the Gamecocks. Thornwell scored and Carolina went back up by six, 62-56, with 1:44 on the clock.

The Bulldogs shifted momentum back their way as leading scorer Yante Mar-en drilled a 3 at the top of the key with 57 seconds left to make it a one point game, 62-61. Thornwell attacked the hoop aggressively on the next possession and tipped in his own miss at the rim to put the Gamecocks up 64-61 with 36 seconds left. Georgia would get only one shot up in its final two possessions as Carolina held on for the hard-fought 67-61 conference victory on the road.

GAME 12



Official Basketball Box Score - Game Totals - Final Statistics
Lander vs South Carolina
 12/27/16 7 p.m. ET at Columbia, S.C. (Colonial Life Arena)

Lander 62 • 3-7

#	Player	Total		3-Ptr		Rebounds		PF	TP	A	TO	Bk	Stl	Min
		FG	FGA	FG	FGA	FT	FTA							
05	Chris Tate	f	2-5	0-0	0-2	1	4	5	0	4	0	0	2	20
22	TJ Knight	f	3-11	0-0	0-0	2	3	5	3	6	1	1	0	24
02	Rahu Purdie	g	5-6	1-2	0-0	0	1	1	2	11	3	2	0	23
10	JR Washington	g	3-13	2-9	8-9	1	4	5	1	16	1	3	0	31
24	Taylor Bufkin	g	0-2	0-1	0-0	1	2	0	2	0	2	1	0	10
03	Jarryd Coleman	g	1-5	1-5	0-0	0	2	0	3	2	1	0	0	17
12	James Cumming	g	0-0	0-0	0-0	0	0	0	0	0	0	0	0	1
15	Clenzo Ross	g	2-5	1-2	3-4	1	4	5	3	8	4	2	0	19
20	Srdjan Ivic	g	0-2	0-0	0	1	2	3	0	0	0	0	0	14
32	Jordan Dingle	g	3-8	0-3	1-2	0	3	3	1	7	0	0	0	19
35	Nicklas Jonsson	g	1-3	0-1	0-0	0	0	0	0	2	0	0	0	9
40	Telvin Gabriel	g	2-2	0-0	1-2	1	0	1	5	0	1	0	1	13
	Team					2	0	2			1			
	Totals		22-62	5-23	13-19	10	24	34	17	62	12	13	4	7

FG % 1st Half: 5-30 16.7% 2nd half: 17-32 53.1% Game: 22-62 35.5%
 3FG % 1st Half: 0-9 0.0% 2nd half: 5-14 35.7% Game: 5-23 21.7%
 FT % 1st Half: 6-8 75.0% 2nd half: 7-11 63.6% Game: 13-19 68.4%

South Carolina 90 • 10-2

#	Player	Total		3-Ptr		Rebounds		PF	TP	A	TO	Bk	Stl	Min
		FG	FGA	FG	FGA	FT	FTA							
05	KOTSAR, Maik	f	5-10	0-0	0-2	4	7	11	2	10	0	0	2	24
30	SILVA, Chris	f	3-6	0-0	0-0	2	9	11	4	6	0	5	3	15
10	NOTICE, Duane	g	5-10	1-5	2-2	0	3	3	0	13	1	0	1	25
15	DOZIER, PJ	g	6-9	3-4	0-0	1	2	3	15	3	0	0	2	25
20	MCKIE, Justin	g	3-8	1-3	2-2	2	1	3	2	9	4	0	0	23
02	GRAVETT, Hassani	g	2-6	0-3	2-2	0	2	2	1	6	5	1	1	24
04	FELDER, Rakym	g	6-10	5-7	3-3	0	0	0	2	20	4	3	0	20
12	GUEYE, Khadim	g	2-3	0-0	0-2	3	3	1	4	1	1	2	0	18
13	CORCIANI, Tommy	g	0-0	0-0	0-0	0	0	0	1	0	0	1	0	1
14	TUT, Ran	g	0-0	0-0	0-0	1	0	1	0	0	0	0	1	3
24	KEITA, Sedee	g	3-6	0-0	1-2	3	2	5	0	7	0	1	0	18
25	SCHMITT, Christian	g	0-0	0-0	0-0	0	0	0	0	0	0	0	0	1
31	HOLLIMAN, Jarrell	g	0-0	0-0	0-0	0	0	0	0	0	0	0	0	3
	Team					0	3	3						
	Totals		35-68	10-22	10-16	13	32	45	16	90	18	10	0	20

FG % 1st Half: 20-33 60.6% 2nd half: 15-35 42.9% Game: 35-68 51.5%
 3FG % 1st Half: 7-12 58.3% 2nd half: 3-10 30.0% Game: 10-22 45.5%
 FT % 1st Half: 6-9 66.7% 2nd half: 4-7 57.1% Game: 10-16 62.5%

Officials: Tony Henderson, Jerry Heater, Garrick Shannon
 Technical fouls: Lander-None, South Carolina-None.
 Attendance: 10088

Score by periods	1st			2nd			Total		
	Points	In	Off	Points	In	Off	Points	In	Off
Lander	16	46	62						
South Carolina	53	37	90						

Last FG - LU 2nd-00:18, SC 2nd-01:50. Score tied - 1 time.
 Largest lead - LU by 2 1st-19:18, SC by 40 2nd-12:19. Lead changed - 1 time.
 LU led for 00:24, SC led for 38:36. Game was tied for 01:00.

GAME 13



Official Basketball Box Score - Game Totals - Final Statistics
South Carolina vs Memphis
 12/30/16 8:11 PM at Memphis, Tenn.

South Carolina 54 • 10-3

#	Player	Total		3-Ptr		Rebounds		PF	TP	A	TO	Bk	Stl	Min
		FG	FGA	FG	FGA	FT	FTA							
21	KOTSAR, Maik	f	2-7	0-0	1-2	3	2	5	3	5	2	3	0	30
30	SILVA, Chris	f	2-3	0-0	2-2	2	6	8	5	6	1	3	1	17
10	NOTICE, Duane	g	0-8	0-7	2-4	1	1	2	1	2	1	4	0	24
15	DOZIER, PJ	g	5-16	2-5	1-2	1	4	5	13	2	2	0	1	24
20	MCKIE, Justin	g	4-8	2-3	0-0	1	0	1	2	10	2	0	0	21
02	GRAVETT, Hassani	g	2-4	2-3	2-2	1	0	1	5	8	2	1	0	25
04	FELDER, Rakym	g	3-8	3-7	1-3	1	2	2	10	1	2	0	1	24
12	GUEYE, Khadim	g	0-0	0-0	0-0	2	2	2	0	0	0	0	1	8
24	KEITA, Sedee	g	0-3	0-0	0-0	5	2	7	4	0	1	0	1	25
25	SCHMITT, Christian	g	0-0	0-0	0-0	0	0	0	0	0	0	0	0	1
31	HOLLIMAN, Jarrell	g	0-0	0-0	0-0	0	0	0	0	0	0	0	0	1
	Team					2	0	2			2			
	Totals		18-57	9-25	9-15	17	18	35	30	54	12	19	2	6

FG % 1st Half: 9-25 36.0% 2nd half: 9-32 28.1% Game: 18-57 31.6%
 3FG % 1st Half: 4-11 36.4% 2nd half: 5-14 35.7% Game: 9-25 36.0%
 FT % 1st Half: 6-9 66.7% 2nd half: 3-6 50.0% Game: 9-15 60.0%

Memphis 70 • 10-4

#	Player	Total		3-Ptr		Rebounds		PF	TP	A	TO	Bk	Stl	Min
		FG	FGA	FG	FGA	FT	FTA							
01	Lawson,Dedric	f	4-9	0-1	11-13	4	11	15	4	19	8	4	2	37
02	Rivers,Jimario	f	4-7	0-0	2-2	1	1	2	4	10	0	2	1	25
10	Lawson,K.J.	g	0-6	0-0	1-4	2	2	4	2	1	1	0	1	29
03	Martin,Jeremiah	g	1-4	0-1	3-3	1	1	2	3	5	2	3	0	32
05	Crawford,Markel	g	9-13	0-2	10-12	2	5	7	28	1	3	0	1	38
04	Clergeot,Keon	g	2-3	1-2	0-1	0	0	1	5	2	1	0	0	21
10	Kessee,Christian	g	0-0	0-0	0-0	1	1	1	0	0	0	0	0	6
12	Randall,Craig	g	0-1	0-1	2-2	0	0	0	1	2	0	2	0	9
23	Moffatt,Alex	g	0-0	0-0	0-0	0	0	0	0	0	0	0	0	1
42	McDowell,Jake	g	0-0	0-0	0-0	0	0	0	0	0	0	0	0	2
	Team					0	1	1						
	Totals		20-43	1-7	29-37	10	22	32	18	70	14	16		

GAME 15 - NO. -/RV CAROLINA 79, TEXAS A&M 68
JAN. 7, 2017/COLONIAL LIFE ARENA

COLUMBIA, S.C. - South Carolina (12-3, 2-0 SEC) posted a double-digit win in its SEC home opener Saturday afternoon, after defeating a tough Texas A&M (8-6, 0-3 SEC) team 79-68. Senior guard Duane Notice and freshman guard Rakym Felder each scored 19 points to lead Carolina. The duo combined for seven of the team's nine 3s in the game.

Carolina trailed A&M 9-7 at the first media timeout with 15:54 left in the opening half. The Gamecocks struggled to shoot the ball early after going 3-of-13 (23 percent) in the game's first five minutes. Senior Sindarius Thornwell had five of the team's first seven points.

The shooting woes (3-for-19) continued for the Gamecocks up until the next media timeout with 11:45 left as the Aggies pushed their lead to 13-9. Carolina kept the game tight on the defensive end, forcing five early turnovers.

The lead was cut to 20-17 after a couple of 3-balls from freshman Rakym Felder with 10:06 on the clock. Another 3-pointer tied the game with 8:55 left, as the Gamecocks swung the ball around the perimeter to Notice who was wide open on the outside.

A&M extended the lead back to the three at the next media timeout with 5:09 left. The Aggies shot the ball well in the early goings, as they were 13-for-20 (65 percent) from the floor. Sophomore Chris Silva led the Gamecocks to that point with seven points.

The Aggies pushed the lead to seven, 33-26, after a made 3 by DJ Hogg with 4:37 to go before the break, but a Notice 3 cut the deficit to 33-31 with 2:15 on the clock. Felder followed with a steal and transition layup at the opposite end and a made free throw after being fouled, which capped an 8-0 run as Carolina regained the lead for the first time since the beginning of the game.

The Gamecocks led by one, 36-35, after a pair of Notice free throws with four seconds left. Hogg was able to get off a deep 3 as time expired. The shot banked in as A&M took a 38-36 lead at the break. Notice led Carolina at halftime with 10. Silva and Felder each had nine. Hogg led all scorers at the break with 14. Carolina's defense forced a season-high 15 turnovers in the first half, leading to 16 points.

The Gamecocks opened the second half on a 7-0 run jumping out to a 43-38 lead. They led 45-40 at the first media timeout with 15:31 to go. A pair of 3s by Notice and Felder then forced Aggie head coach Billy Kennedy to take a timeout with 14:07 on the clock, as Carolina led by its biggest margin of the game, 51-43.

Texas A&M then went on a run of its own, as a Hogg jumper trimmed the lead to just two, 56-54, with 10:23 left. The score remained 56-54 until the next media timeout with 7:54 to go in the game. The Aggies then retook the lead 59-58 with seven minutes left after a made 3 from the right wing by Tony Trocha-Morelos.

The Gamecocks quickly regained the lead 65-59 after a 7-0 run with 5:46 left. A putback by Thornwell extended the margin to 69-61 with 4:21 to go. With 3:02 left, Thornwell then threw a no-look dart to the right corner where a wide-open PJ Dozier was spotting up. Dozier knocked down the 3 to put Carolina ahead by 11, 72-61, its biggest lead of the game. Hogg answered on the ensuing possession with a 3 and Carolina led by eight, 72-64, at the final media timeout.

The Gamecocks led by nine or more the rest of the way. Thornwell put the game on ice with a pair of free throws with 34 seconds left as Carolina improved to 2-0 in SEC play. Thornwell (16) and Silva (15) joined Notice and Felder in double-figures for the Gamecocks.

GAME 16 - NO. RV/RV CAROLINA 70, TENNESSEE 60
JAN. 11, 2017/KNOXVILLE, TENN./THOMPSON BOLING

KNOXVILLE, Tenn. - South Carolina (13-3, 3-0 SEC) picked up a 70-60 road win at Tennessee (8-8, 1-3 SEC) Wednesday night, as head coach Frank Martin earned career victory No. 200. Senior Sindarius Thornwell finished with 22 points, including 16 in the second half, as the Gamecocks improved to 3-0 in league play for the first time since 1997.

A made layup by sophomore Hassani Gravett gave Carolina its first lead of the game, 8-6, with 11:56 to go in a physical first eight minutes. The Gamecock defense held the Volunteers to 20 percent shooting (3-for-15) to start the game, including an 0-for-9 field goal drought.

A 3-pointer by sophomore PJ Dozier pushed the lead to 13-7 with 10:44 on the clock. Tennessee snapped its field goal drought with 8:40 to go, as it cut the lead to 13-9. South Carolina answered with a 5-0 run to push the lead to 18-9 with 7:50 left, forcing a timeout by Vols head coach Rick Barnes.

Two layoffs by freshman Rakym Felder extended the lead to double-digits as the Gamecocks led 24-11 with 5:14 to go and 27-14 at the under four media timeout with 3:55 left in the half.

Tennessee responded with a 9-0 run to end the half, cutting the lead to 27-21 at the break. Gravett led the way with in the first half with seven points. Thornwell had six to lead the starters. Carolina's defense forced 14 turnovers in the first half and held the Vols to 24 percent shooting (6-for-25). The 21 points allowed marked the ninth time this season the Gamecock defense held its opponent below 30 points in the first half.

Carolina came out of halftime swinging, as senior Duane Notice hit a 3 from the right wing to cap a 7-0 run that put the Gamecocks ahead 34-21 with 18:28 to go. Tennessee answered with a 6-0 run over the next 2:15 to trim the deficit back to single-digits, 34-27, at the first media timeout of the second half with 15:45 left.

A Gravett 3-pointer in front of the South Carolina bench off an out of bounds play put the Gamecocks ahead by 10, 43-33, with 12:51 to go. The lead was cut to seven, 50-43, with 8:28 on the clock after a layup by Robert Hubbs III.

Thornwell then scored his 20th point after splitting the defense for a close-range bucket to put Carolina up comfortably, 58-47 with 4:27 left in the contest. A layup by freshman Maik Kotsar made it 60-47 just before the final media timeout with 3:48 to go.

South Carolina remained ahead by nine or more the remainder of the game en route to the 70-60 victory. Gravett finished with 12 points and Notice with 11. Kotsar led the way on the glass with eight boards.

GAME 17 - NO. RV/RV CAROLINA 67, OLE MISS 56
JAN. 14, 2017/COLONIAL LIFE ARENA

COLUMBIA, S.C. - South Carolina (14-3, 4-0 SEC) remained unbeaten in SEC play with a 67-56 win over Ole Miss (10-7, 1-4 SEC) at Colonial Life Arena Saturday night. Four Gamecocks were in double-figures, led by sophomore Chris Silva, who recorded his second career double-double with 16 points and 10 rebounds in 28 minutes.

Carolina jumped out to a 6-0 lead thanks to six early points from sophomore PJ Dozier. The Gamecocks led 6-2 at the first media timeout with 15:56 on the clock. Freshman Maik Kotsar was efficient on the glass, pulling down three offensive rebounds early on. A 3-pointer by Cullen Neal brought the Rebels within three, 10-7, at the next media timeout with 11:31 left. Each team had shooting woes early, as Carolina started 2-for-16 (13 percent) and Ole Miss 2-for-9 (22 percent).

Rasheed Brooks brought the rebels within three again, 16-13, after a made 3 with 8:34 to go. The Gamecocks pushed the lead to six, 19-13, after Dozier scored his 10th point with 7:51 on the clock. The Columbia, S.C., native, started the game 4-of-7 from the field.

The Carolina defense was locked in to end the first half, as they held Ole Miss scoreless for the final 4:06. The Gamecocks went on a 9-0 run and took a comfortable 14-point lead, 34-20, at the break.

Dozier led all scorers with 15 (4-for-8) at halftime. Silva nearly had a double-double with nine points and eight rebounds. Carolina forced 18 turnovers in the first half and held a 24-16 edge in the rebound column, including 10 boards on the offensive end.

The Gamecocks kept the foot on the pedal to start the second half as they started 3-for-3 from the field. Senior Duane Notice hit a 3 from the corner to put Carolina ahead 20, 41-21, for the first time in the game with 18:16 to go.

The lead remained steady in double-digits, as it was 46-28 with 11 minutes to go. The Gamecocks defense was stifling, holding Ole Miss to 3-of-17 shooting to start the second half.

Freshman Rakym Felder hit a deep 3 from the right wing to make it 56-33 with 9:23 on the clock. He then hit another 3 two possessions later to give Carolina its biggest lead of the game, 61-36 with 8:02 left in the ballgame. The Brooklyn, N.Y., native, had a stretch of nine-straight points for the Gamecocks through the middle portion of the half.

Ole Miss was able to connect on a few late shots, but the Gamecocks closed the 67-56 conference victory. Dozier finished tied with Silva for a game-high 16 points. Felder had 12, while Sindarius Thornwell posted 10 points and eight rebounds.

GAME 15

Official Basketball Box Score - Game Totals - Final Statistics
Texas A&M vs South Carolina
 1/17/17 1:30 p.m. ET at Columbia, S.C. (Colonial Life Arena)

Texas A&M 68 • 8-6, 0-3 SEC

#	Player	Total	3-Ptr			Rebounds			PF	TP	A	TO	Blk	Stl	Min
			FG-FGA	FG-FGA	FT-FTA	Off	Def	Total							
01	DJ Hogg	9-13	7-9	0-0	1	5	6	2	25	3	6	1	1	36	
44	Robert Williams	6-11	0-0	0-1	8	6	14	3	12	1	6	2	0	31	
24	Tyler Davis	4-8	0-0	2-2	1	4	5	3	10	1	3	1	0	23	
03	Admon Gilder	3-8	0-2	0-0	0	7	7	1	6	4	5	0	1	33	
12	Chris Collins	1-2	1-2	0-0	0	0	0	2	3	2	1	0	0	29	
00	Kobie Eubanks	0-0	0-0	0-0	1	0	1	0	0	1	0	0	0	12	
05	JC Hampton	2-4	1-3	0-0	0	0	0	1	5	3	1	0	0	11	
10	Tony Trocha-Morelos	2-5	2-3	0-0	0	0	0	3	6	1	3	0	1	17	
42	Tavorio Miller	0-0	0-0	1-2	0	2	2	0	1	0	0	0	0	8	
	Team				1	1	2								
	Totals	27-51	11-19	3-5	12	25	37	15	68	16	25	4	3	200	

FG % 1st Half: 16-23 69.6% 2nd Half: 11-28 39.3% Game: 27-51 52.9%
 3FG % 1st Half: 5-7 71.4% 2nd Half: 6-12 50.0% Game: 11-19 57.9%
 FT % 1st Half: 1-2 50.0% 2nd Half: 2-3 66.7% Game: 3-5 60.0%

South Carolina 79 • 12-3, 2-0 SEC

#	Player	Total	3-Ptr			Rebounds			PF	TP	A	TO	Blk	Stl	Min
			FG-FGA	FG-FGA	FT-FTA	Off	Def	Total							
21	KOTSAR, Maik	1-6	0-0	0-0	2	3	5	2	2	0	0	1	0	28	
30	SILVA, Chris	6-10	0-0	3-4	4	2	6	2	15	0	1	1	1	31	
00	THORNWELL, Sindarius	6-16	1-6	3-4	5	2	7	0	16	2	1	0	5	35	
10	NOTICE, Duane	6-12	4-9	3-3	0	1	1	1	19	3	0	0	1	32	
15	DOZIER, PJ	3-12	1-5	1-2	2	2	4	8	4	1	0	2	2	26	
02	GRAVETT, Hassani	0-3	0-2	0-0	0	0	0	0	0	1	1	0	0	13	
04	FELDER, Rakym	6-8	3-3	4-4	2	2	4	1	19	2	1	0	2	16	
05	BLANTON, TeMarcus	0-0	0-0	0-0	0	0	0	0	0	1	0	0	0	4	
20	MCKIE, Justin	0-2	0-0	0-0	0	0	0	0	0	2	0	0	0	11	
24	KEITA, Sedee	0-1	0-0	0-0	0	0	0	0	0	0	0	0	0	4	
	Team				2	1	3								
	Totals	28-70	9-25	14-17	17	13	30	10	79	14	6	2	11	200	

FG % 1st Half: 13-37 35.1% 2nd Half: 15-33 45.5% Game: 28-70 40.0%
 3FG % 1st Half: 5-13 38.5% 2nd Half: 4-12 33.3% Game: 9-25 35.0%
 FT % 1st Half: 5-7 71.4% 2nd Half: 9-10 90.0% Game: 14-17 82.4%

Officials: Tony Greene, Roger Ayers, John Hampton
 Technical fouls: Texas A&M-None. South Carolina-None.
 Attendance: 14249

Score by periods	1st	2nd	Total
Texas A&M	38	30	68
South Carolina	36	43	79

Last FG - TAMU 2nd-00:23, SC 2nd-00:17.
 Largest lead - TAMU by 7 1st-10:46, SC by 11 2nd-03:21.
 TAMU led for 16:48. SC led for 21:30. Game was tied for 01:42.

GAME 16

Official Basketball Box Score - Game Totals - Final Statistics
South Carolina vs Tennessee
 01/11/17 6:31 p.m. ET at Knoxville, Tenn. (Thompson-Boling Arena)

South Carolina 70 • 13-3, 3-0 SEC

#	Player	Total	3-Ptr			Rebounds			PF	TP	A	TO	Blk	Stl	Min
			FG-FGA	FG-FGA	FT-FTA	Off	Def	Total							
21	KOTSAR, Maik	2-6	0-0	1-2	4	8	3	5	1	5	0	0	2	28	
30	SILVA, Chris	4-0	0-0	0-0	1	0	1	4	4	0	0	2	2	11	
0	Thornwell, Sindarius	6-12	1-2	9-10	2	3	5	22	4	4	1	4	32		
10	NOTICE, Duane	3-5	2-4	3-4	1	2	3	2	11	0	1	0	1	32	
15	DOZIER, PJ	2-10	1-1	1-1	1	3	4	5	6	2	6	0	1	19	
12	GUHEY, Khadim	0-0	0-0	0-0	0	0	0	1	0	0	0	0	0	2	
14	TUT, Ran	0-0	0-0	0-0	0	0	0	0	0	0	0	0	0	3	
2	Gravett, Hassani	4-8	2-4	2-2	1	1	2	1	12	1	3	0	0	19	
20	MCKIE, Justin	1-1	1-1	2-4	1	1	2	1	5	1	0	1	1	19	
24	KEITA, Sedee	0-0	0-0	0-1	0	5	2	0	0	0	1	0	1	10	
4	Felder, Rakym	2-6	0-1	1-3	2	2	2	1	5	2	2	0	0	14	
5	Blanton, TeMarcus	0-2	0-0	0-0	1	0	1	3	0	1	0	0	1	11	
	Team				3	2	5								
	Totals	22-54	7-13	19-27	15	23	37	26	70	12	22	5	12	200	

FG % 1st Half: 11-33 33.3% 2nd Half: 11-21 52.4% Game: 22-54 40.7%
 3FG % 1st Half: 3-8 37.5% 2nd Half: 4-5 80.0% Game: 7-13 53.8%
 FT % 1st Half: 2-5 40.0% 2nd Half: 17-22 77.3% Game: 19-27 70.4%

Tennessee 60 • 8-6, 1-3 SEC

#	Player	Total	3-Ptr			Rebounds			PF	TP	A	TO	Blk	Stl	Min
			FG-FGA	FG-FGA	FT-FTA	Off	Def	Total							
11	Alexander, Kyle	1-1	0-0	1-2	2	2	4	0	3	0	3	1	0	11	
2	Williams, Grant	3-8	0-1	9-12	5	1	6	4	15	0	2	3	0	32	
0	Bone, Jordan	3-10	0-1	1-3	0	1	1	0	7	1	5	0	3	20	
23	Bowden, Jordan	1-7	0-2	2-2	1	1	2	4	0	0	0	0	0	19	
3	Hubbs III, Robert	4-11	0-2	4-4	2	5	7	12	2	1	1	0	35		
1	Turner, Lamonte	2-4	1-2	7-8	1	2	3	12	2	3	0	3	26		
12	Parker, Kwe	0-0	0-0	0-0	2	2	1	0	1	2	0	0	0	4	
11	Evans, Lew	1-2	0-0	0-0	1	2	3	2	2	0	0	0	0	4	
25	Phillips, Shembria	0-4	0-2	0-0	0	2	2	3	0	1	1	0	0	3	
4	Keita, Sedee	2-5	0-1	1-2	1	2	1	4	5	3	2	0	0	30	
	Team				4	2	6								
	Totals	17-52	1-11	25-33	17	20	37	22	60	10	22	5	6	200	

FG % 1st Half: 6-25 24.0% 2nd Half: 11-27 40.7% Game: 17-52 32.7%
 3FG % 1st Half: 0-4 0.0% 2nd Half: 1-7 14.3% Game: 1-11 9.1%
 FT % 1st Half: 9-16 56.3% 2nd Half: 16-17 94.1% Game: 25-33 75.8%



#20 - JUSTIN MCKIE

SENIOR | GUARD | 6'4" | 204 | 3 LETTERS

COLUMBIA, S.C./IRMO

SEASON NOTABLES

- Tallied nine points and pulled down six rebounds in the exhibition win vs. Newberry
- Pulled down five rebounds off the bench in opening win vs. La Tech (Nov. 11)
- Posted the second double-figure scoring game of his career with 10 points on 5-of-7 shooting vs. Holy Cross (Nov. 13)
- Led all bench scorers with eight points in 27 minutes, also collecting a career-high six rebounds in Carolina's OT win vs. Monmouth (Nov. 15)
- Scored six points, grabbed four rebounds, tallied two assists and led all bench players in minutes (21) for the third consecutive game in win vs. SC State (Nov. 18)
- Played 17 minutes off the bench and logged five points, four rebounds and one block in win vs. No. 25/24 Michigan (Nov. 23)
- Made first career start in win vs. FIU (Dec. 4), played 13 minutes due to early foul trouble and had an assist and a steal
- Had nine points, two steals, one assist and one rebound in loss vs. Seton Hall (Dec. 12) at Madison Square Garden, made second career start in the game
- Recorded nine points, four rebounds and three assists in win at USF (Dec. 17), posted career-highs for steals (4) and minutes (33) in the victory
- Started his fourth-straight game and scored three points in loss vs. Clemson (Dec. 21), had five rebounds, two assists and a steal in 29 minutes
- Nine points with three rebounds and a season-high four assists in win vs. Lander (Dec. 27)
- Recorded third double-figure scoring game of his career with 10 points at Memphis (Dec. 30)
- Tallied three points, five rebounds and one assist in win at Georgia (Jan. 4)

MCKIE'S CAREER HIGHS

Points

Career 12, at Marshall (Dec. 1, 2014)
 Season 10, twice, last at Memphis (Dec. 30, 2016)

Field Goals

Career 5, twice, last vs. Holy Cross (Nov. 13, 2016)
 Season 5, vs. Holy Cross (Nov. 13, 2016)

Field Goal Attempts

Career 13, at USF (Dec. 17, 2016)
 Season 13, at USF (Dec. 17, 2016)

3-Point Field Goals

Career 2, 3x, last at Memphis (Dec. 30, 2016)
 Season 2, at Memphis (Dec. 30, 2016)

3-Point Field Goal Attempts

Career 6, vs. Monmouth (Nov. 15, 2016)
 Season 6, vs. Monmouth (Nov. 15, 2016)

Free Throws

Career 4, vs. Florida (Jan. 7, 2015)
 Season 2, 5x, last at Tennessee (Jan. 11, 2017)

Free Throw Attempts

Career 4, 4x, last at Tennessee (Jan. 11, 2017)
 Season 4, at Tennessee (Jan. 11, 2017)

Rebounds

Career 6, vs. Monmouth (Nov. 15, 2016)
 Season 6, vs. Monmouth (Nov. 15, 2016)

Assists

Career 5, vs. Lipscomb (Nov. 27, 2015)
 Season 4, vs. Lander (Dec. 27, 2016)

Blocks

Career 1, 3x, last at USF (Dec. 17, 2016)
 Season 1, twice, last at USF (Dec. 17, 2016)

Steals

Career 4, at USF (Dec. 17, 2016)
 Season 4, at USF (Dec. 17, 2016)

Minutes Played

Career 33, at USF (Dec. 17, 2016)
 Season 33, at USF (Dec. 17, 2016)

2016-17

Opponent	Date	GS	Min	FG-FGA	Pct	3FG-3FGA	Pct	FFTA	Pct	Off	Def	Tot	Avg	PF	FO	A	TO	Blk	Stl	Pts	Avg	
Louisiana Tech	11/11/16		19	1-3	.333	1-2	.500	0-0	.000	1	4	5	5.0	0	0	1	1	0	0	3	3.0	
Holy Cross	11/13/16		22	5-7	.714	0-2	.000	0-0	.000	0	1	1	3.0	0	0	0	0	0	0	10	6.5	
Monmouth	11/15/16		27	3-10	.300	1-6	.167	1-2	.500	2	4	6	4.0	2	0	0	2	0	0	8	7.0	
SC State	11/18/16		21	3-6	.500	0-2	.000	0-0	.000	1	3	4	4.0	1	0	2	0	0	0	6	6.8	
Michigan	11/23/16		17	2-3	.666	1-2	.500	0-0	.000	0	4	4	3.0	0	0	0	0	0	1	0	5	6.4
vs. Syracuse	11/26/16		16	1-2	.500	0-1	.000	1-3	.333	0	2	2	3.7	0	0	1	2	0	0	3	5.8	
Vermont	12/1/16		20	1-6	.167	0-2	.000	0-0	.000	1	2	3	3.6	1	0	3	0	0	2	2	5.3	
FIU	12/4/16	*	13	0-3	.000	0-2	.000	0-0	.000	0	0	0	3.1	3	0	1	0	0	1	0	4.6	
vs. Seton Hall	12/12/16	*	23	3-6	.500	1-1	1.000	2-2	1.000	0	1	1	2.9	2	0	1	0	0	2	9	5.1	
at USF	12/17/16	*	33	3-13	.231	1-5	.200	2-2	1.000	2	2	4	3.0	2	0	3	0	1	4	9	5.5	
Clemson	12/21/16	*	29	1-5	.200	0-3	.000	1-2	.500	1	4	5	3.2	2	0	2	2	0	1	3	5.3	
Lander	12/27/16	*	23	3-8	.375	1-3	.333	2-3	.667	2	1	3	3.2	2	0	4	0	0	1	9	5.6	
at Memphis	12/30/16	*	21	4-8	.500	2-3	.667	2-2	1.000	1	0	1	3.0	2	0	2	2	0	0	10	5.9	
at Georgia	1/4/17		16	1-4	.250	1-1	1.000	0-0	.000	3	2	5	3.1	3	0	1	0	0	0	3	5.7	
Texas A&M	1/7/17		11	0-2	.000	0-0	.000	0-0	.000	0	0	0	2.9	0	0	2	0	0	0	0	5.3	
at Tennessee	1/11/17		19	1-1	1.000	1-1	1.000	2-4	.500	1	1	2	2.9	1	0	1	0	1	1	5	5.3	
Ole Miss	1/14/17		2	0-0	.000	0-0	.000	0-0	.000	0	0	0	2.7	0	0	0	1	0	0	0	5.0	
Florida	1/18/17																					
at Kentucky	1/21/17																					
Auburn	1/24/17																					
at Missouri	1/28/17																					
at LSU	2/1/17																					
Georgia	2/4/17																					
Alabama	2/7/17																					
at Mississippi State	2/11/17																					
Arkansas	2/15/17																					
at Vanderbilt	2/18/17																					
at Florida	2/21/17																					
Tennessee	2/25/17																					
Mississippi State	2/28/17																					
at Ole Miss	3/4/17																					
vs. SEC Tournament	TBD																					
vs. NCAA Tournament	TBD																					

CAREER STATISTICS

Season	GP-GS	Min	Avg	FG	FGA	Pct	3FG	3FGA	Pct	FT	FTA	Pct	Off	Def	Tot	Avg	PF	FO	Ast	TO	Blk	Stl	Pts	Avg
2013-14	17-0	80	4.7	3	17	.176	1	8	.125	2	4	.500	4	12	16	0.9	8	0	5	5	0	3	9	0.5
2014-15	25-0	282	11.3	26	67	.388	11	36	.306	18	23	.783	11	33	44	1.8	20	0	8	11	3	9	81	3.2
2015-16	27-0	217	8.0	14	47	.298	3	18	.167	9	14	.643	7	20	27	1.0	21	1	22	7	2	2	40	1.5
2016-17	17-6	332	19.5	32	87	.368	10	36	.278	11	18	.611	15	31	46	2.7	24	0	24	10	3	12	85	5.0
Totals	86-6	911	10.6	75	218	.344	25	98	.255	40	59	.678	37	96	133	1.5	73	1	59	33	8	26	215	2.5

CAREER SEC STATISTICS

Season	GP-GS	Min	Avg	FG	FGA	Pct	3FG	3FGA	Pct	FT	FTA	Pct	Off	Def	Tot	Avg	PF	FO	Ast	TO	Blk	Stl	Pts	Avg
2014	9-0	56	6.2	2	11	.182	1	5	.200	0	0	.000	1	9	10	1.1	7	0	5	5	0	2	5	0.6
2015	12-0	130	10.8	5	21	.238	2	11	.182	6	6	1.000	6	12	18	1.5	10	0	1	6	1	2	18	1.5
2016	12-0	79	6.6	4	14	.286	0	3	.000	3	6	.500	4	3	7	0.6	4	0	7	4	0	1	11	0.9
2017	4-0	48	12.0	2	7	.286	2	2	1.000	2	4	.500	4	3	7	1.8	4	0	4	1	1	1	8	2.0
Totals	37-0	313	8.5	13	53	.245	5	21	.238	11	16	.688	15	27	42	1.1	25	0	17	16	3	6	42	1.1



#10 - DUANE NOTICE

SENIOR | GUARD | 6'2" | 225 | 3 LETTERS

TORONTO, ONTARIO, CANADA/ST. THOMAS MORE (OAKDALE, CONN.)

SEASON NOTABLES

- Tallied 17 points, hitting four 3s in the exhibition win vs. Newberry
- 17 points with three assists and a steal in opener vs. La Tech (Nov. 11)
- Dished a team high five assists in win vs. Holy Cross (Nov. 13)
- Dished the game winning assist on PJ Dozier's jumper as time expired in OT win over Monmouth (Nov. 15)
- Scored 15 points with five assists and a team high three steals vs. the Hawks
- Led team with 35 minutes in win vs. No. 25/24 Michigan (Nov. 23), one of four Gamecocks in double figures with 13 points, also had five rebounds, which was a season-high
- Played 32 minutes, which led team, in win vs. No. 18/16 Syracuse (Nov. 26), tallied seven points, three rebounds, two assists and a steal in the victory
- Matched career-high with 27 points in win vs. FIU (Dec. 4), made 6-of-10 from behind the arc to set a new single-game career-high for 3-point field goals, led team with 36 minutes and had an assist and a rebound
- Posted four points, four rebounds, two assists and two steals in loss vs. Seton Hall (Dec. 12) at Madison Square Garden, played game-high 36 minutes
- Played team-high 37 minutes and posted 15 points, four assists, two rebounds and one steal in win at USF (Dec. 17), scored 14 points and hit four 3s in the second half
- Led team with 36 minutes in loss vs. Clemson (Dec. 21), scored four points, had two rebounds and two assists
- Tied for team lead with 19 points in win vs. Texas A&M (Jan. 7), went 4-of-9 from deep in 32 minutes, surpassed Devan Downey (174) for sole possession of third place all-time for career 3-point makes with 178
- One of three Gamecocks in double-figures after scoring 11 (3-for-5) in win at Tennessee (Jan. 11)

NOTICE'S CAREER HIGHS

Points

Career 27, twice, last vs. at FIU (Dec. 4, 2016)

Season 27, vs. FIU (Dec. 4, 2016)

Field Goals

Career 10, at Marshall (Dec. 1, 2014)

Season 9, vs. FIU (Dec. 4, 2016)

Field Goal Attempts

Career 18, twice, last at LSU (Jan. 28, 2015)

Season 14, vs. FIU (Dec. 4, 2016)

3-Point Field Goals

Career 6, vs. FIU (Dec. 4, 2016)

Season 6, vs. FIU (Dec. 4, 2016)

3-Point Field Goal Attempts

Career 11, twice, last at Alabama (Feb. 24, 2015)

Season 10, twice, last at USF (Dec. 17, 2016)

Free Throws

Career 12, vs. Memphis (Jan. 2, 2016)

Season 6, vs. La Tech (Nov. 11, 2016)

Free Throw Attempts

Career 12, vs. Memphis (Jan. 2, 2016)

Season 8, vs. La Tech (Nov. 11, 2016)

Rebounds

Career 8, vs. Auburn (March 12, 2014)

Season 5, vs. Michigan (Nov. 23, 2016)

Assists

Career 8, twice, last vs. Florida (Feb. 20, 2016)

Season 5, twice, last vs. Monmouth (Nov. 15, 2016)

Blocks

Career 1, 9x, last vs. Lander (Dec. 27, 2016)

Season 1, vs. Lander (Dec. 27, 2016)

Steals

Career 3, 6x, last vs. Monmouth (Nov. 15, 2016)

Season 3, vs. Monmouth (Nov. 15, 2016)

Minutes Played

Career 41, vs. Monmouth (Nov. 15, 2016)

Season 41, vs. Monmouth (Nov. 15, 2016)

2016-17

Opponent	Date	GS	Min	FG-FGA	Pct	3FG-FGA	Pct	FT-FTA	Pct	Off	Def	Tot	Avg	PF	FO	Ast	TO	Blk	Stl	Pts	Avg
Louisiana Tech	11/11/16	*	29	4-7	.571	3-6	.500	6-8	.750	0	1	1	1.0	0	0	3	3	0	1	17	17.0
Holy Cross	11/13/16	*	23	2-5	.400	2-4	.500	0-0	.000	0	0	0	0.5	1	0	5	3	0	1	6	11.5
Monmouth	11/15/16	*	41	5-13	.384	3-8	.375	2-2	1.000	2	1	3	1.3	1	0	5	3	0	3	15	12.7
SC State	11/18/16	*	25	1-5	.200	1-5	.200	2-2	1.000	0	0	0	1.0	1	0	4	3	0	0	5	10.8
Michigan	11/23/16	*	35	5-12	.417	1-5	.200	2-4	.500	2	3	5	1.8	1	0	0	0	0	1	13	11.2
vs. Syracuse	11/26/16	*	32	2-7	.286	2-4	.500	1-2	.500	1	2	3	2.0	3	0	2	1	0	1	7	10.5
Vermont	12/1/16	*	28	1-6	.167	0-4	.000	0-0	.000	0	2	2	2.0	1	0	4	2	0	0	2	9.3
FIU	12/4/16	*	36	9-14	.643	6-10	.600	3-4	.750	0	1	1	1.9	2	0	1	0	0	0	27	11.5
vs. Seton Hall	12/12/16	*	36	1-10	.100	1-5	.200	1-4	.250	2	2	4	2.1	0	0	2	3	0	2	4	10.7
at USF	12/17/16	*	37	4-12	.333	4-10	.400	3-4	.750	0	2	2	2.1	1	0	4	1	0	1	15	11.1
Clemson	12/21/16	*	36	1-9	.111	0-5	.000	2-3	.667	1	1	2	2.1	3	0	2	2	0	0	4	10.5
Lander	12/27/16	*	25	5-10	.500	1-5	.200	2-2	1.000	0	3	3	2.2	0	0	1	0	1	1	13	10.7
at Memphis	12/30/16	*	24	0-8	.000	0-7	.000	2-4	.500	1	1	2	2.2	1	0	1	4	0	0	2	10.0
at Georgia	1/4/17	*	29	1-7	.143	0-3	.000	0-2	.000	3	1	4	2.3	2	0	2	2	0	0	2	9.4
Texas A&M	1/7/17	*	32	6-12	.500	4-9	.444	3-3	1.000	0	1	1	2.2	1	0	3	0	0	1	19	10.1
at Tennessee	1/11/17	*	32	3-5	.600	2-4	.500	3-4	.750	1	2	3	2.3	2	0	0	1	0	1	11	10.1
Ole Miss	1/14/17	*	28	2-8	.250	2-7	.286	1-2	.500	0	1	1	2.2	2	0	3	1	0	2	7	9.9
Florida	1/18/17																				
at Kentucky	1/21/17																				
Auburn	1/24/17																				
at Missouri	1/28/17																				
at LSU	2/1/17																				
Georgia	2/4/17																				
Alabama	2/7/17																				
at Mississippi State	2/11/17																				
Arkansas	2/15/17																				
at Vanderbilt	2/18/17																				
at Florida	2/21/17																				
Tennessee	2/25/17																				
Mississippi State	2/28/17																				
at Ole Miss	3/4/17																				
vs. SEC Tournament	TBD																				
vs. NCAA Tournament	TBD																				

CAREER STATISTICS

Season	GP-GS	Min	Avg	FG	FGA	Pct	3FG	3FGA	Pct	FT	FTA	Pct	Off	Def	Tot	Avg	PF	FO	Ast	TO	Blk	Stl	Pts	Avg
2013-14	34-22	856	25.2	90	237	.380	21	58	.362	78	116	.672	35	64	99	2.9	72	2	99	89	4	20	279	8.2
2014-15	33-33	987	29.9	127	337	.377	61	168	.363	72	91	.791	20	67	87	2.6	61	0	89	60	4	29	387	11.7
2015-16	34-8	935	27.5	115	298	.389	68	171	.398	68	91	.747	26	57	83	2.4	55	0	78	35	1	32	366	10.8
2016-17	17-17	528	31.1	52	150	.347	32	101	.317	33	50	.660	13	24	37	2.2	22	0	42	29	1	15	169	9.9
Totals	118-80	3306	28.0	384	1020	.376	182	498	.365	251	348	.721	94	212	306	2.6	210	2	308	213	10	96	1201	10.2

CAREER SEC STATISTICS

Season	GP-GS	Min	Avg	FG	FGA	Pct	3FG	3FGA	Pct	FT	FTA	Pct	Off	Def	Tot	Avg	PF	FO	Ast	TO	Blk	Stl	Pts	Avg
2014	18-14	516	28.7	48	133	.361	8	30	.267	46	71	.648	19	34	53	2.9	41	1	50	58	1	11	150	8.3
2015	18-18	548	30.4	62	191	.325	33	102	.324	26	36	.722	12	35	47	2.6	35	0	48	30	2	11	183	10.2
2016	18-5	533	29.6	63	153	.412	40	97	.412	22	33	.667	15	31	46	2.6	34	0	43	22	0	17	188	10.4
2017	4-4	121	30.3	12	32	.375	8	23	.348	7	11	.636	4	5	9	2.3	7	0	8	4	0	4	39	9.8
Totals	58-41	1718	29.6	185	509	.363	89	252	.353	101	151	.669	50	105	155	2.7	117	1	149	114	3	43	560	9.7



#0 - SINDARIUS THORNWELL

SENIOR | GUARD | 6'5" | 211 | 3 LETTERS

LANCASTER, S.C./OAK HILL ACADEMY (WILSON, VA.)

SEASON NOTABLES

- Led the team with 18 points, seven rebounds and six assists in opener vs. La Tech
- Posted the 16th 20-point game of his career with a team high 20 points, hitting four 3s, in win vs. Holy Cross (Nov. 13)
- Led the team for the third straight game to open the season with 23 points, nine rebounds, five assists and a pair of steals to go along with a career high three blocks in the OT win over Monmouth (Nov. 15)
- Tallied third 20-point game of the season (17th of career) after leading team in points with 22 for the fourth straight game, also had five rebounds in 25 minutes played in win vs. SC State (Nov. 18)
- Tallied fourth-straight 20-point game of the season after leading team with 21 in win vs. No. 25/24 Michigan (Nov. 23), also had 10 rebounds to record first double-double of the season, shot 8-of-12 (67 percent) from the field
- Tied for team-lead with 16 points in win vs. No. 18/16 Syracuse (Nov. 26), had six rebounds, team-high five assists and three steals in 31 minutes, went 9-of-10 from the free-throw line
- Scored 11 points and tied a single-game career-high with nine assists in win vs. Vermont (Dec. 1), also had five rebounds and tied for the team lead with three steals
- Recorded eighth career double-double after scoring 19 points and leading the team with 11 rebounds in win at Georgia (Jan. 7), played team-high 39 minutes and tied a career-high with six steals
- Led team with 35 minutes and seven rebounds in win vs. Texas A&M (Jan. 7), scored 11 of his 16 points in the game's final 6:23, also tallied five steals, all in the first half, to move into seventh place all-time on the career steals list (155)
- Top-scorer after pouring in 22 points in win at Tennessee (Jan. 11) for his fifth 20-point outing of the season and the 20th of his career, went 9-for-10 from charity stripe, also had five rebounds and led the team with four assists and four steals

THORNWELL'S CAREER HIGHS

Points

Career 26, at Georgia (Jan. 22, 2014)
Season 23, vs. Monmouth (Nov. 15, 2016)

Field Goals

Career 9, 4x, last at Arkansas (March 5, 2016)
Season 8, 3x, last at Georgia (Jan. 4, 2017)

Field Goal Attempts

Career 24, vs. Charlotte (Nov. 21, 2014)
Season 18, vs. Monmouth (Nov. 15, 2016)

3-Point Field Goals

Career 5, at Auburn (Jan. 5, 2016)
Season 4, vs. Holy Cross (Nov. 13, 2016)

3-Point Field Goal Attempts

Career 10, twice, last vs. Charlotte (Nov. 21, 2014)
Season 6, 3x, last vs. Texas A&M (Jan. 9, 2017)

Free Throws

Career 11, vs. LSU (Feb. 10, 2016)
Season 9, 3x, last at Tennessee (Jan. 11, 2017)

Free Throw Attempts

Career 14, twice, last vs. LSU (Feb. 10, 2016)
Season 11, vs. Monmouth (Nov. 15, 2016)

Rebounds

Career 11, 5x, last at Georgia (Jan. 4, 2017)
Season 11, at Georgia (Jan. 4, 2017)

Assists

Career 9, 3x, last vs. Vermont (Dec. 1, 2016)
Season 9, vs. Vermont (Dec. 1, 2016)

Blocks

Career 3, 3x, last at Georgia (Jan. 4, 2017)
Season 3, 3x, last at Georgia (Jan. 4, 2017)

Steals

Career 6, twice, last at Georgia (Jan. 4, 2017)
Season 6, at Georgia (Jan. 4, 2017)

Minutes Played

Career 44, vs. Florida (Feb. 20, 2016)
Season 41, vs. Monmouth (Nov. 15, 2016)

2016-17

Opponent	Date	GS	Min	FG-FGA	Pct	3FG-3FGA	Pct	FT-FTA	Pct	Off	Def	Tot	Avg	PF	FO	A	TO	Blk	Stl	Pts	Avg
Louisiana Tech	11/11/16	*	32	7-16	.438	2-4	.500	2-2	1.000	1	6	7	7.0	4	0	6	6	1	1	18	18.0
Holy Cross	11/13/16	*	27	5-9	.555	4-6	.667	6-6	1.000	3	5	8	6.0	1	0	0	0	2	0	20	19.0
Monmouth	11/15/16	*	41	6-18	.333	2-5	.400	9-11	.818	3	6	9	7.0	2	0	5	3	3	2	23	20.3
SC State	11/18/16	*	25	8-15	.533	2-6	.333	4-4	1.000	2	3	5	6.5	2	0	1	2	0	1	22	20.8
Michigan	11/23/16	*	32	8-12	.667	2-4	.500	3-5	.600	1	9	10	7.2	1	0	3	4	3	1	21	20.8
vs. Syracuse	11/26/16	*	31	3-6	.500	1-2	.500	9-10	.900	2	4	6	7.0	3	0	5	3	0	3	16	20.0
Vermont	12/1/16	*	29	4-10	.400	1-2	.500	2-2	1.000	3	2	5	6.7	1	0	9	1	0	3	11	18.7
FIU	12/4/16	-	-	-	-	-	-	-	-	-	-	-	-	-	-	-	-	-	-	-	-
vs. Seton Hall	12/12/16	-	-	-	-	-	-	-	-	-	-	-	-	-	-	-	-	-	-	-	-
at USF	12/17/16	-	-	-	-	-	-	-	-	-	-	-	-	-	-	-	-	-	-	-	-
Clemson	12/21/16	-	-	-	-	-	-	-	-	-	-	-	-	-	-	-	-	-	-	-	-
Lander	12/27/16	-	-	-	-	-	-	-	-	-	-	-	-	-	-	-	-	-	-	-	-
at Memphis	12/30/16	-	-	-	-	-	-	-	-	-	-	-	-	-	-	-	-	-	-	-	-
at Georgia	1/4/17	*	35	8-17	.471	1-3	.333	2-4	.500	3	8	11	7.3	3	0	1	1	3	6	19	18.8
Texas A&M	1/7/17	*	35	6-16	.375	1-6	.167	3-4	.750	5	2	7	7.2	0	0	2	1	0	5	16	18.4
at Tennessee	1/11/17	*	32	6-12	.500	1-2	.500	9-10	.900	2	3	5	7.0	3	0	4	4	1	4	22	18.8
Ole Miss	1/14/17	*	32	3-10	.300	0-2	.000	4-6	.667	4	4	8	7.1	2	0	3	3	0	2	10	18.0
Florida	1/18/17																				
at Kentucky	1/21/17																				
Auburn	1/24/17																				
at Missouri	1/28/17																				
at LSU	2/1/17																				
Georgia	2/4/17																				
Alabama	2/7/17																				
at Mississippi State	2/11/17																				
Arkansas	2/15/17																				
at Vanderbilt	2/18/17																				
at Florida	2/21/17																				
Tennessee	2/25/17																				
Mississippi State	2/28/17																				
at Ole Miss	3/4/17																				
vs. SEC Tournament	TBD																				
vs. NCAA Tournament	TBD																				

CAREER STATISTICS

Season	GP-GS	Min	Avg	FG	FGA	Pct	3FG	3FGA	Pct	FT	FTA	Pct	Off	Def	Tot	Avg	PF	FO	Ast	TO	Blk	Stl	Pts	Avg
2013-14	34-34	1007	29.6	143	370	.386	37	100	.370	131	178	.736	48	91	139	4.1	100	2	101	106	21	40	454	13.4
2014-15	33-33	1011	30.6	114	335	.340	38	142	.268	101	141	.716	50	111	161	4.9	83	3	73	71	11	43	367	11.1
2015-16	34-34	1125	33.1	144	377	.382	46	138	.333	123	161	.764	39	124	163	4.8	66	0	130	77	16	50	457	13.4
2016-17	11-11	351	31.9	64	141	.454	17	42	.405	53	64	.828	28	50	78	7.1	22	0	39	28	13	28	198	18.0
Totals	112-112	3494	31.2	465	1223	.380	138	422	.327	408	544	.750	165	376	541	4.8	271	5	343	282	61	161	1476	13.2

CAREER SEC STATISTICS

Season	GP-GS	Min	Avg	FG	FGA	Pct	3FG	3FGA	Pct	FT	FTA	Pct	Off	Def	Tot	Avg	PF	FO	Ast	TO	Blk	Stl	Pts	Avg
2014	18-18	597	33.2	90	229	.393	21	60	.350	79	105	.752	29	56	85	4.7	55	2	72	75	13	21	280	15.6
2015	18-18	578	32.1	55	180	.306	23	83	.277	58	76	.763	24	52	76	4.2	47	2	39	44	3	19	191	10.6
2016	18-18	634	35.2	83	219	.379	25	73	.342	67	87	.770	25	60	85	4.7	34	0	71	44	10	26	258	14.3
2017	4-4	134	33.5	23	55	.418	3	13	.231	18	24	.750	14	17	31	7.8	8	0	10	9	4	17	67	16.8
Totals	58-58	1943	33.5	251	683	.367	72	229	.314	222	292	.760	92	185	277	4.8	144	4	192	172	30	83	796	13.7



#31 JARRELL HOLLIMAN

R-JUNIOR | FORWARD | 6'7" | 206 | 2 LETTERS

ALPHARETTA, GA./ALPHARETTA/ELMHURST COLLEGE

SEASON NOTABLES

- Tallied three points in eight minutes in the exhibition win vs. Newberry
- Scored the first points of his Gamecock career and played a career high 14 minutes in season opener vs. La Tech (Nov. 11)
- Collected a rebound in 12 minutes vs. Holy Cross (Nov. 13)
- Pulled down two rebounds in nine minutes in OT win vs. Monmouth (Nov. 15)
- Played eight minutes and snagged one rebound in win vs. SC State (Nov. 18)
- Saw three minutes of action and logged one block (first of career) in win vs. Vermont (Dec. 1)
- Had two rebounds in three minutes in win vs. FIU (Dec. 4)
- Logged two minutes in loss vs. Seton Hall at Madison Square Garden (Dec. 12)
- Saw 10 minutes of action off the bench in win at USF (Dec. 17), hit two free throws (first of his career) early in the second half to log first points since season-opener
- Played five minutes off the bench and grabbed two rebounds in loss vs. Clemson (Dec. 21)

HOLLIMAN'S CAREER HIGHS

Points

Career 4, vs. La Tech (Nov. 11, 2016)

Season 4, vs. La Tech (Nov. 11, 2016)

Field Goals

Career 2, vs. La Tech (Nov. 11, 2016)

Season 2, vs. La Tech (Nov. 11, 2016)

Field Goal Attempts

Career 2, vs. La Tech (Nov. 11, 2016)

Season 2, vs. La Tech (Nov. 11, 2016)

3-Point Field Goals

Career -

Season -

3-Point Field Goal Attempts

Career -

Season -

Free Throws

Career 2, at USF (Dec. 17, 2016)

Season 2, at USF (Dec. 17, 2016)

Free Throw Attempts

Career 2, at USF (Dec. 17, 2016)

Season 2, at USF (Dec. 17, 2016)

Rebounds

Career 2, 3x, last vs. Clemson (Dec. 21, 2016)

Season 2, 3x, last vs. Clemson (Dec. 21, 2016)

Assists

Career 1, twice, last vs. Monmouth (Nov. 15, 2016)

Season 1, twice, last vs. Monmouth (Nov. 15, 2016)

Blocks

Career 1, vs. Vermont (Dec. 1, 2016)

Season 1, vs. Vermont (Dec. 1, 2016)

Steals

Career -

Season -

Minutes Played

Career 14, vs. La Tech (Nov. 11, 2016)

Season 14, vs. La Tech (Nov. 11, 2016)

2016-17

Opponent	Date	GS	Min	FG-FGA	Pct	3FG-FGA	Pct	FT-FTA	Pct	Off	Def	Tot	Avg	PF	FO	A	TO	Blk	Stl	Pts	Avg
Louisiana Tech	11/11/16		14	2-2	1.000	0-0	.000	0-0	.000	0	0	0	0.0	2	0	1	0	0	0	4	4.0
Holy Cross	11/13/16		12	0-1	.000	0-0	.000	0-0	.000	1	0	1	0.5	2	0	0	0	0	0	0	2.0
Monmouth	11/15/16		9	0-0	.000	0-0	.000	0-0	.000	1	2	1.0	2.0	2	0	1	0	0	0	0	1.3
SC State	11/18/16		8	0-1	.000	0-0	.000	0-0	.000	0	1	1.0	2.0	2	0	0	0	0	0	0	1.0
Michigan	11/23/16	-	-	-	-	-	-	-	-	-	-	-	-	-	-	-	-	-	-	-	-
vs. Syracuse	11/26/16	-	-	-	-	-	-	-	-	-	-	-	-	-	-	-	-	-	-	-	-
Vermont	12/1/16		3	0-0	.000	0-0	.000	0-0	.000	0	0	0	0.8	0	0	0	0	1	0	0	0.8
FIU	12/4/16		3	0-0	.000	0-0	.000	0-0	.000	0	2	2	1.0	0	0	0	1	0	0	0	0.7
vs. Seton Hall	12/12/16		2	0-0	.000	0-0	.000	0-0	.000	0	0	0	0.9	0	0	0	0	0	0	0	0.6
at USF	12/17/16		10	0-1	.000	0-0	.000	2-2	1.000	0	0	0	0.8	3	0	0	0	0	0	2	0.8
Clemson	12/21/16		5	0-1	.000	0-0	.000	0-0	.000	0	2	2	0.9	0	0	0	0	0	0	0	0.7
Lander	12/27/16		3	0-0	.000	0-0	.000	0-0	.000	0	0	0	0.8	0	0	0	0	0	0	0	0.6
at Memphis	12/30/16		1	0-0	.000	0-0	.000	0-0	.000	0	0	0	0.7	0	0	0	0	0	0	0	0.5
at Georgia	1/4/17	-	-	-	-	-	-	-	-	-	-	-	-	-	-	-	-	-	-	-	-
Texas A&M	1/7/17	-	-	-	-	-	-	-	-	-	-	-	-	-	-	-	-	-	-	-	-
at Tennessee	1/11/17	-	-	-	-	-	-	-	-	-	-	-	-	-	-	-	-	-	-	-	-
Ole Miss	1/14/17	-	-	-	-	-	-	-	-	-	-	-	-	-	-	-	-	-	-	-	-
Florida	1/18/17	-	-	-	-	-	-	-	-	-	-	-	-	-	-	-	-	-	-	-	-
at Kentucky	1/21/17	-	-	-	-	-	-	-	-	-	-	-	-	-	-	-	-	-	-	-	-
Auburn	1/24/17	-	-	-	-	-	-	-	-	-	-	-	-	-	-	-	-	-	-	-	-
at Missouri	1/28/17	-	-	-	-	-	-	-	-	-	-	-	-	-	-	-	-	-	-	-	-
at LSU	2/1/17	-	-	-	-	-	-	-	-	-	-	-	-	-	-	-	-	-	-	-	-
Georgia	2/4/17	-	-	-	-	-	-	-	-	-	-	-	-	-	-	-	-	-	-	-	-
Alabama	2/7/17	-	-	-	-	-	-	-	-	-	-	-	-	-	-	-	-	-	-	-	-
at Mississippi State	2/11/17	-	-	-	-	-	-	-	-	-	-	-	-	-	-	-	-	-	-	-	-
Arkansas	2/15/17	-	-	-	-	-	-	-	-	-	-	-	-	-	-	-	-	-	-	-	-
at Vanderbilt	2/18/17	-	-	-	-	-	-	-	-	-	-	-	-	-	-	-	-	-	-	-	-
at Florida	2/21/17	-	-	-	-	-	-	-	-	-	-	-	-	-	-	-	-	-	-	-	-
Tennessee	2/25/17	-	-	-	-	-	-	-	-	-	-	-	-	-	-	-	-	-	-	-	-
Mississippi State	2/28/17	-	-	-	-	-	-	-	-	-	-	-	-	-	-	-	-	-	-	-	-
at Ole Miss	3/4/17	-	-	-	-	-	-	-	-	-	-	-	-	-	-	-	-	-	-	-	-
vs. SEC Tournament	TBD	-	-	-	-	-	-	-	-	-	-	-	-	-	-	-	-	-	-	-	-
vs. NCAA Tournament	TBD	-	-	-	-	-	-	-	-	-	-	-	-	-	-	-	-	-	-	-	-

CAREER STATISTICS

Season	GP-GS	Min	Avg	FG	FGA	Pct	3FG	3FGA	Pct	FT	FTA	Pct	Off	Def	Tot	Avg	PF	FO	Ast	TO	Blk	Stl	Pts	Avg
2015-16	4-0	9	2.3	0	0	.000	0	0	.000	0	0	.000	0	0	0	0.0	1	0	0	1	0	0	0	0.0
2016-17	11-0	70	6.4	2	6	.333	0	0	.000	2	2	1.000	2	6	8	0.7	12	0	2	1	1	0	6	0.5
Totals	15-0	79	5.3	2	6	.333	0	0	.000	2	2	1.000	2	6	8	0.5	13	0	2	2	1	0	6	0.4

CAREER SEC STATISTICS

Season	GP-GS	Min	Avg	FG	FGA	Pct	3FG	3FGA	Pct	FT	FTA	Pct	Off	Def	Tot	Avg	PF	FO	Ast	TO	Blk	Stl	Pts	Avg
2016																								



#14 RAN TUT

JUNIOR | FORWARD | 6'9" | 210 | TRANSFER

MELBOURNE, AUSTRALIA/EDISON ACADEMY/MONROE COLLEGE

SEASON NOTABLES

- DNP in the exhibition vs. Newberry due to a knee injury
- Scored four points off the bench, pulling down six rebounds in opener vs. La Tech (Nov. 11)
- Collected three rebounds, with a block and a steal in eight minutes off the bench vs. Holy Cross (Nov. 13)
- Recorded two points and three rebounds off the bench in win vs. SC State (Nov. 18)
- Had two rebounds in three minutes of action in win vs. Vermont (Dec. 1)
- Played four minutes off the bench and logged an assist and a steal in win at USF (Dec. 17)
- Made SEC debut in win at Tennessee (Jan. 11) and saw three minutes of action off the bench at the end of the first half

TUT'S SEASON HIGHS

Points

4, vs. La Tech (Nov. 11, 2016)

Field Goals

2, vs. La Tech (Nov. 11, 2016)

Field Goal Attempts

5, vs. La Tech (Nov. 11, 2016)

3-Point Field Goals

-

3-Point Field Goal Attempts

1, vs. La Tech (Nov. 11, 2016)

Free Throws

-

Free Throw Attempts

-

Rebounds

6, vs. La Tech (Nov. 11, 2016)

Assists

1, twice, last at USF (Dec. 17, 2016)

Blocks

1, 3x, last vs. Lander (Dec. 27, 2016)

Steals

1, twice, last at USF (Dec. 17, 2016)

Minutes

19, vs. La Tech (Nov. 11, 2016)

2016-17

Opponent	Date	GS	Min	FG-FGA	Pct	3FG-3FGA	Pct	FFFTA	Pct	Off	Def	Tot	Avg	PF	FO	A	TO	Blk	Stl	Pts	Avg
Louisiana Tech	11/11/16		19	2-5	.400	0-1	.000	0-0	.000	2	4	6	6.0	0	0	1	0	1	1	4	4.0
Holy Cross	11/13/16		8	0-0	.000	0-0	.000	0-0	.000	0	3	3	4.5	0	0	0	0	1	1	0	2.0
Monmouth	11/15/16		-	-	-	-	-	-DNP - Coaches Decision	-	-	-	-	-	-	-	-	-	-	-	-	-
SC State	11/18/16		7	1-2	.500	0-0	.000	0-0	.000	1	2	3	4.0	0	0	0	0	0	0	2	2.0
Michigan	11/23/16		1	0-0	.000	0-0	.000	0-0	.000	0	0	0	3.0	0	0	0	0	0	0	0	1.5
vs. Syracuse	11/26/16		-	-	-	-	-	-DNP - Coaches Decision	-	-	-	-	-	-	-	-	-	-	-	-	-
Vermont	12/1/16		3	0-1	.000	0-0	.000	0-0	.000	0	2	2	2.8	0	0	0	0	0	0	0	1.2
FIU	12/4/16		-	-	-	-	-	-DNP - Coaches Decision	-	-	-	-	-	-	-	-	-	-	-	-	-
vs. Seton Hall	12/12/16		-	-	-	-	-	-DNP - Coaches Decision	-	-	-	-	-	-	-	-	-	-	-	-	-
at USF	12/17/16		4	0-1	.000	0-0	.000	0-0	.000	0	0	0	2.3	1	0	1	0	0	1	0	1.0
Clemson	12/21/16		-	-	-	-	-	-DNP - Coaches Decision	-	-	-	-	-	-	-	-	-	-	-	-	-
Lander	12/27/16		3	0-0	.000	0-0	.000	0-0	.000	1	0	1	2.1	0	0	0	0	1	0	0	0.9
at Memphis	12/30/16		-	-	-	-	-	-DNP - Coaches Decision	-	-	-	-	-	-	-	-	-	-	-	-	-
at Georgia	1/4/17		-	-	-	-	-	-DNP - Coaches Decision	-	-	-	-	-	-	-	-	-	-	-	-	-
Texas A&M	1/7/17		-	-	-	-	-	-DNP - Coaches Decision	-	-	-	-	-	-	-	-	-	-	-	-	-
at Tennessee	1/11/17		3	0-0	.000	0-0	.000	0-0	.000	0	0	0	1.9	0	0	0	0	0	0	0	0.8
Ole Miss	1/14/17		5	0-0	.000	0-0	.000	0-0	.000	0	0	0	1.7	1	0	0	1	0	0	0	0.7
Florida	1/18/17		-	-	-	-	-	-	-	-	-	-	-	-	-	-	-	-	-	-	-
at Kentucky	1/21/17		-	-	-	-	-	-	-	-	-	-	-	-	-	-	-	-	-	-	-
Auburn	1/24/17		-	-	-	-	-	-	-	-	-	-	-	-	-	-	-	-	-	-	-
at Missouri	1/28/17		-	-	-	-	-	-	-	-	-	-	-	-	-	-	-	-	-	-	-
at LSU	2/1/17		-	-	-	-	-	-	-	-	-	-	-	-	-	-	-	-	-	-	-
Georgia	2/4/17		-	-	-	-	-	-	-	-	-	-	-	-	-	-	-	-	-	-	-
Alabama	2/7/17		-	-	-	-	-	-	-	-	-	-	-	-	-	-	-	-	-	-	-
at Mississippi State	2/11/17		-	-	-	-	-	-	-	-	-	-	-	-	-	-	-	-	-	-	-
Arkansas	2/15/17		-	-	-	-	-	-	-	-	-	-	-	-	-	-	-	-	-	-	-
at Vanderbilt	2/18/17		-	-	-	-	-	-	-	-	-	-	-	-	-	-	-	-	-	-	-
at Florida	2/21/17		-	-	-	-	-	-	-	-	-	-	-	-	-	-	-	-	-	-	-
Tennessee	2/25/17		-	-	-	-	-	-	-	-	-	-	-	-	-	-	-	-	-	-	-
Mississippi State	2/28/17		-	-	-	-	-	-	-	-	-	-	-	-	-	-	-	-	-	-	-
at Ole Miss	3/4/17		-	-	-	-	-	-	-	-	-	-	-	-	-	-	-	-	-	-	-
vs. SEC Tournament	TBD		-	-	-	-	-	-	-	-	-	-	-	-	-	-	-	-	-	-	-
vs. NCAA Tournament	TBD		-	-	-	-	-	-	-	-	-	-	-	-	-	-	-	-	-	-	-

CAREER STATISTICS

Season	GP-GS	Min	Avg	FG	FGA	Pct	3FG	3FGA	Pct	FT	FIA	Pct	Off	Def	Tot	Avg	PF	FO	Ast	TO	Blk	Stl	Pts	Avg
2016-17	9-0	53	5.9	3	9	.333	0	1	.000	0	0	.000	4	11	15	1.7	2	0	2	1	3	3	6	0.7

CAREER SEC STATISTICS

Season	GP-GS	Min	Avg	FG	FGA	Pct	3FG	3FGA	Pct	FT	FIA	Pct	Off	Def	Tot	Avg	PF	FO	Ast	TO	Blk	Stl	Pts	Avg
2017	2-0	8	4.0	0	0	.000	0	0	.000	0	0	.000	0	0	0	0.0	1	0	0	1	0	0	0	0.0



#1 KORY HOLDEN

JUNIOR | GUARD | 6'1" | 181 | 2 LETTERS

SALISBURY, MD./DELAWARE

SEASON NOTABLES

- Transfer from Delaware in the offseason, and is not eligible to play in 2016-17 due to NCAA transfer rules

HOLDEN'S CAREER HIGHS

Points

-

Field Goals

-

Field Goal Attempts

-

3-Point Field Goals

-

3-Point Field Goal Attempts

-

Free Throws

-

Free Throw Attempts

-

Rebounds

-

Assists

-

Blocks

-

Steals

-

Minutes

-

CAREER STATISTICS (AT DELAWARE)

Season	GP-GS	Min	Avg	FG	FGA	Pct	3FG	3FGA	Pct	FT	FTA	Pct	Off	Def	Tot	Avg	PF	FO	Ast	TO	Blk	Stl	Pts	Avg
2014-15	29-28	990	34.1	117	296	.395	24	64	.375	102	135	.756	16	74	90	3.1	58	2	144	95	4	16	360	12.4
2015-16	30-27	1088	36.3	181	459	.394	69	178	.388	101	127	.795	16	75	91	3.0	62	0	126	88	2	12	532	17.7
Totals	59-55	2078	35.2	298	755	.395	93	242	.384	205	262	.782	32	149	181	3.1	120	2	270	183	6	28	892	15.1



#5 TEMARCUS BLANTON

R-SOPHOMORE | GUARD | 6'5" | 206 | 1 LETTER

LOCUST GROVE, GA./LUELLA

SEASON NOTABLES

- Scored eight points in 13 minutes in the exhibition win vs. Newberry
- Hit a 3 off the bench in win vs. Holy Cross (Nov. 13), for his first points of the season
- Four points and four rebounds in OT win over Monmouth (Nov. 15)
- Tallied two points in four minutes in win vs. No. 18/16 Syracuse (Nov. 26)
- Played two minutes in win at Georgia (Jan. 4), was his first game action after missing seven straight contests with a groin injury
- Posted a new career-high for minutes (11) in win at Tennessee (Jan. 11), had a steal, an assist and a rebound
- Pulled down three rebounds in seven minutes in win vs. Ole Miss (Jan. 14)

BLANTON'S CAREER HIGHS

Points

Career 6, vs. Drexel (Dec. 15, 2015)
 Season 4, vs. Monmouth (Nov. 15, 2016)

Field Goals

Career 2, vs. Drexel (Dec. 15, 2015)
 Season 1, 3x, last vs. Syracuse (Nov. 26, 2016)

Field Goal Attempts

Career 3, vs. Monmouth (Nov. 15, 2016)
 Season 3, vs. Monmouth (Nov. 15, 2016)

3-Point Field Goals

Career 2, vs. Drexel (Dec. 15, 2015)
 Season 1, twice, last vs. Monmouth (Nov. 15, 2016)

3-Point Field Goal Attempts

Career 2, twice, last vs. Monmouth (Nov. 15, 2016)
 Season 1, twice, last vs. Monmouth (Nov. 15, 2016)

Free Throws

Career 2, twice, last vs. Francis Marion (Dec. 30, 2015)
 Season 1, vs. Monmouth (Nov. 15, 2016)

Free Throw Attempts

Career 2, 3x, last vs. Monmouth (Nov. 15, 2016)
 Season 2, vs. Monmouth (Nov. 15, 2016)

Rebounds

Career 4, vs. Monmouth (Nov. 15, 2016)
 Season 4, vs. Monmouth (Nov. 15, 2016)

Assists

Career 1, 3x, last at Tennessee (Jan. 11, 2017)
 Season 1, at Tennessee (Jan. 11, 2017)

Blocks

Career -
 Season -

Steals

Career 1, 4x, last vs. Ole Miss (Jan. 14, 2017)
 Season 1, twice, last vs. Ole Miss (Jan. 14, 2017)

Minutes Played

Career 11, at Tennessee (Jan. 11, 2017)
 Season 11, at Tennessee (Jan. 11, 2017)

2016-17

Opponent	Date	GS	Min	FG-FGA	Pct	3FG-FGA	Pct	FT-FTA	Pct	Off	Def	Tot	Avg	PF	FO	A	TO	Blk	Stl	Pts	Avg
Louisiana Tech	11/11/16	-	-	-	-	-	-	-DNP - Coaches Decision	-	-	-	-	-	-	-	-	-	-	-	-	-
Holy Cross	11/13/16	3	1-1	1.000	1-1	1.000	0-0	.000	0	1	1	1.0	0	0	0	0	0	0	0	3	3.0
Monmouth	11/15/16	7	1-3	.333	1-2	.500	1-2	.500	1	3	4	2.5	0	0	0	1	0	0	0	4	3.5
SC State	11/18/16	-	-	-	-	-	-	-DNP - Abdominal Strain	-	-	-	-	-	-	-	-	-	-	-	-	-
Michigan	11/23/16	-	-	-	-	-	-	-DNP - Abdominal Strain	-	-	-	-	-	-	-	-	-	-	-	-	-
vs. Syracuse	11/26/16	4	1-1	1.000	0-0	.000	0-0	.000	0	0	0	1.7	0	0	0	0	0	0	0	2	3.0
Vermont	12/1/16	-	-	-	-	-	-	-DNP - Groin Strain	-	-	-	-	-	-	-	-	-	-	-	-	-
FIU	12/4/16	-	-	-	-	-	-	-DNP - Groin Strain	-	-	-	-	-	-	-	-	-	-	-	-	-
vs. Seton Hall	12/12/16	-	-	-	-	-	-	-DNP - Groin Strain	-	-	-	-	-	-	-	-	-	-	-	-	-
at USF	12/17/16	-	-	-	-	-	-	-DNP - Groin Strain	-	-	-	-	-	-	-	-	-	-	-	-	-
Clemson	12/21/16	-	-	-	-	-	-	-DNP - Groin Strain	-	-	-	-	-	-	-	-	-	-	-	-	-
Lander	12/27/16	-	-	-	-	-	-	-DNP - Groin Strain	-	-	-	-	-	-	-	-	-	-	-	-	-
at Memphis	12/30/16	-	-	-	-	-	-	-DNP - Groin Strain	-	-	-	-	-	-	-	-	-	-	-	-	-
at Georgia	1/4/17	2	0-0	.000	0-0	.000	0-0	.000	0	0	0	1.3	1	0	0	0	0	0	0	0	2.3
Texas A&M	1/7/17	4	0-0	.000	0-0	.000	0-0	.000	0	0	0	1.0	0	0	0	1	0	0	0	0	1.8
at Tennessee	1/11/17	11	0-2	.000	0-0	.000	0-0	.000	1	0	1	1.0	3	0	1	0	0	1	11	1.5	
Ole Miss	1/14/17	7	0-1	.000	0-0	.000	0-0	.000	0	3	3	1.3	0	0	0	1	0	1	0	1.3	
Florida	1/18/17	-	-	-	-	-	-	-	-	-	-	-	-	-	-	-	-	-	-	-	-
at Kentucky	1/21/17	-	-	-	-	-	-	-	-	-	-	-	-	-	-	-	-	-	-	-	-
Auburn	1/24/17	-	-	-	-	-	-	-	-	-	-	-	-	-	-	-	-	-	-	-	-
at Missouri	1/28/17	-	-	-	-	-	-	-	-	-	-	-	-	-	-	-	-	-	-	-	-
at LSU	2/1/17	-	-	-	-	-	-	-	-	-	-	-	-	-	-	-	-	-	-	-	-
Georgia	2/4/17	-	-	-	-	-	-	-	-	-	-	-	-	-	-	-	-	-	-	-	-
Alabama	2/7/17	-	-	-	-	-	-	-	-	-	-	-	-	-	-	-	-	-	-	-	-
at Mississippi State	2/11/17	-	-	-	-	-	-	-	-	-	-	-	-	-	-	-	-	-	-	-	-
Arkansas	2/15/17	-	-	-	-	-	-	-	-	-	-	-	-	-	-	-	-	-	-	-	-
at Vanderbilt	2/18/17	-	-	-	-	-	-	-	-	-	-	-	-	-	-	-	-	-	-	-	-
at Florida	2/21/17	-	-	-	-	-	-	-	-	-	-	-	-	-	-	-	-	-	-	-	-
Tennessee	2/25/17	-	-	-	-	-	-	-	-	-	-	-	-	-	-	-	-	-	-	-	-
Mississippi State	2/28/17	-	-	-	-	-	-	-	-	-	-	-	-	-	-	-	-	-	-	-	-
at Ole Miss	3/4/17	-	-	-	-	-	-	-	-	-	-	-	-	-	-	-	-	-	-	-	-
vs. SEC Tournament	TBD	-	-	-	-	-	-	-	-	-	-	-	-	-	-	-	-	-	-	-	-
vs. NCAA Tournament	TBD	-	-	-	-	-	-	-	-	-	-	-	-	-	-	-	-	-	-	-	-

CAREER STATISTICS

Season	GP-GS	Min	Avg	FG	FGA	Pct	3FG	3FGA	Pct	FT	FTA	Pct	Off	Def	Tot	Avg	PF	FO	Ast	TO	Blk	Stl	Pts	Avg
2015-16	8-0	32	4.0	3	8	.375	2	4	.500	4	4	1.000	2	3	5	0.6	4	0	2	1	0	2	12	1.5
2016-17	7-0	38	5.4	3	8	.375	2	3	.667	1	2	.500	2	7	9	1.3	4	0	1	3	0	2	9	1.3
Totals	15-0	70	4.7	6	16	.375	4	7	.571	5	6	.833	4	10	14	0.9	8	0	3	4	0	4	21	1.4

CAREER SEC STATISTICS

Season	GP-GS	Min	Avg	FG	FGA	Pct	3FG	3FGA	Pct	FT	FTA	Pct	Off	Def	Tot	Avg	PF	FO	Ast	TO	Blk	Stl	Pts	Avg
2016	1-0	3	3.0	1	1	1.000	0	0	.000	0	0	.000	0	0	0	0.0	0	0	0	0	0	0	2	2.0
2017	4-0	24	6.0	0	3	.000	0	0	.000	0	0	.000	1	3	4	1.0	4	0	1	2	0	2	0	0.0
Totals	5-0	27	5.4	1	4	.250	0	0	.000	0	0	.000	1	3	4	0.8	4	0	1	2	0	2	2	0.4



#2 HASSANI GRAVETT

R-SOPHOMORE | GUARD | 6'1" | 183 | TRANSFER

VILLA RICA, GA./ALEXANDER/PENSACOLA STATE COLLEGE

SEASON NOTABLES

- Scored four points with three assists in the exhibition win vs. Newberry
- High scorer off the bench with seven points, adding a pair of assists in 24 minutes vs. La Tech in season opener (Nov. 11)
- Scored four points, dishing four assists with a steal in win vs. Holy Cross (Nov. 13)
- Collected one steal and one assist in OT win vs. Monmouth (Nov. 15)
- Had new career-high eight points in 16 minutes off bench vs. SC State (Nov. 18), also had an assist and two rebounds
- Led all bench players with 29 minutes (career-high) played in win vs. No. 25/24 Michigan, tallied two points, four rebounds and four assists, which led team
- Recorded two points, three rebounds, two assists and two steals in victory vs. No. 18/16 Syracuse (Nov. 26), his 21 minutes played off the bench led all reserves
- Scored two points in 10 minutes in win vs. Vermont (Dec. 1)
- Played 24 minutes in win vs. FIU (Dec. 4), logging one point, three rebounds and two assists
- Dropped 11 points (3-of-6) for first career game in double figures in loss vs. Seton Hall (Dec. 12) at Madison Square Garden, also had three rebounds and a steal in 28 minutes off bench
- Saw 18 minutes of action off the bench, logging two points and a steal in loss vs. Clemson (Dec. 21)
- Dished a team high five assists, adding six points in win over Lander (Dec. 27)
- Scored eight points, matching season-high with two made 3s at Memphis (Dec. 30)
- Logged new career-high with 12 points in 19 minutes off the bench in win at Tennessee (Jan. 11)

GRAVETT'S SEASON HIGHS

Points

13, at Tennessee (Jan. 11, 2017)

Field Goals

4, at Tennessee (Jan. 11, 2017)

Field Goal Attempts

8, at Tennessee (Jan. 11, 2017)

3-Point Field Goals

2, 4x, last at Tennessee (Jan. 11, 2017)

3-Point Field Goal Attempts

5, vs. Seton Hall (Dec. 12, 2016)

Free Throws

3, twice, last at Georgia (Jan. 4, 2017)

Free Throw Attempts

3, twice, last at Georgia (Jan. 4, 2017)

Rebounds

4, vs. Michigan (Nov. 23, 2016)

Assists

5, vs. Lander (Dec. 27, 2016)

Blocks

1, vs. Lander (Dec. 27, 2016)

Steals

2, vs. Syracuse (Nov. 26, 2016)

Minutes

29, vs. Michigan (Nov. 23, 2016)

2016-17

Opponent	Date	GS	Min	FG-FGA	Pct	3FG-FGA	Pct	FT-FTA	Pct	Off	Def	Tot	Avg	PF	FO	A	TO	Blk	Stl	Pts	Avg
Louisiana Tech	11/11/16	24	3-7	.429	1-2	.500	0-2	.000	2	1	3	3.0	0	0	2	1	0	0	7	7.0	
Holy Cross	11/13/16	17	2-6	.333	0-3	.000	0-0	.000	0	2	2	2.5	2	0	4	3	0	1	4	5.5	
Monmouth	11/15/16	18	0-3	.000	0-0	.000	0-2	.000	0	2	2	2.3	2	0	1	3	0	1	0	3.7	
SC State	11/18/16	16	3-6	.500	2-4	.500	0-0	.000	0	2	2	2.3	2	0	1	0	0	0	8	4.8	
Michigan	11/23/16	29	1-6	.167	0-3	.000	0-0	.000	2	2	4	2.6	2	0	4	1	0	0	2	4.2	
vs. Syracuse	11/26/16	21	1-4	.250	0-2	.000	0-0	.000	0	3	3	2.7	1	0	2	1	0	2	2	3.8	
Vermont	12/1/16	10	1-2	.500	0-0	.000	0-0	.000	0	0	0	2.3	0	0	0	2	0	0	2	3.6	
FIU	12/4/16	24	0-5	.000	0-3	.000	1-2	.500	0	3	3	2.4	3	0	2	1	0	0	1	3.3	
vs. Seton Hall	12/12/16	28	3-6	.500	2-5	.400	3-4	.750	0	3	3	2.4	4	0	0	3	0	1	11	4.1	
at USF	12/17/16	-	-	-	-	-	-	-	-	-	-	-	-	-	-	-	-	-	-	-	
Clemson	12/21/16	18	1-4	.250	0-2	.000	0-0	.000	0	0	0	2.2	1	0	0	1	0	1	2	3.9	
Lander	12/27/16	24	2-6	.333	0-3	.000	2-2	1.000	0	2	2	2.2	1	0	5	1	1	1	6	4.1	
at Memphis	12/30/16	25	2-4	.500	2-3	.667	2-2	1.000	1	0	1	2.1	5	1	2	1	0	0	8	4.4	
at Georgia	1/4/17	13	1-2	.500	1-2	.500	3-4	.750	1	0	1	2.0	1	0	1	1	0	0	6	4.5	
Texas A&M	1/7/17	13	0-3	.000	0-2	.000	0-0	.000	0	0	0	1.9	0	0	1	1	0	0	0	4.2	
at Tennessee	1/11/17	19	4-8	.500	2-4	.500	2-2	1.000	1	1	2	1.9	1	0	1	3	0	0	12	4.7	
Ole Miss	1/14/17	18	0-2	.000	0-1	.000	0-0	.000	0	0	0	1	0	2	2	0	0	0	0	0	
Florida	1/18/17																				
at Kentucky	1/21/17																				
Auburn	1/24/17																				
at Missouri	1/28/17																				
at LSU	2/1/17																				
Georgia	2/4/17																				
Alabama	2/7/17																				
at Mississippi State	2/11/17																				
Arkansas	2/15/17																				
at Vanderbilt	2/18/17																				
at Florida	2/21/17																				
Tennessee	2/25/17																				
Mississippi State	2/28/17																				
at Ole Miss	3/4/17																				
vs. SEC Tournament	TBD																				
vs. NCAA Tournament	TBD																				

CAREER STATISTICS

Season	GP-GS	Min	Avg	FG	FGA	Pct	3FG	3FGA	Pct	FT	FTA	Pct	Off	Def	Tot	Avg	PF	FO	Ast	TO	Blk	Stl	Pts	Avg
2016-17	16-0	317	19.8	24	74	.324	10	39	.256	13	20	.650	7	21	28	1.8	26	1	28	25	1	7	71	4.4

CAREER SEC STATISTICS

Season	GP-GS	Min	Avg	FG	FGA	Pct	3FG	3FGA	Pct	FT	FTA	Pct	Off	Def	Tot	Avg	PF	FO	Ast	TO	Blk	Stl	Pts	Avg
2017	4-0	63	15.8	5	15	.333	3	9	.333	5	6	.833	2	1	3	0.8	3	0	5	7	0	0	18	4.5



#15 PJ DOZIER

SOPHOMORE | GUARD | 6'6" | 205 | 1 LETTER

COLUMBIA, S.C./SPRING VALLEY

SEASON NOTABLES

- Scored 17 points, with two assists and four rebounds in season opener vs. La Tech (Nov. 11)
- Hit the game-winning jumper as time expired in overtime victory over Monmouth (Nov. 15), didn't score in regulation vs. the Hawks, but scored six of Carolina's 10 points in OT to help secure win
- Poured in eight points and led the team with six assists and three steals in win vs. SC State (Nov. 18)
- Had two rebounds, two steals and one block in 17 minutes played in win vs. Michigan (Nov. 23), foul trouble limited his minutes, helped hold Wolverine leading-scorer Zak Irvin to just five points (2-of-13 shooting)
- Posted the first double-double of his career with 15 points and 10 rebounds in win vs. No. 18/16 Syracuse (Nov. 26), also had three steals and one assist in 29 minutes played
- Led all scorers with 21 points on 9-of-15 shooting in win vs. Vermont (Dec. 1), went 3-for-5 from behind the arc, also had six boards, three steals and one assists in 32 minutes played (career-high)
- Had second-straight 20-point game after going 7-for-13 from the field and 2-for-4 from 3 in win vs. FIU (Dec. 4), tied for team lead with seven rebounds and four steals, also had three assists in just 22 minutes played
- Tallied third-straight 20-point performance after leading team with 20 points in loss vs. Seton Hall (Dec. 12) at Madison Square Garden, posted five rebounds, three assists and two steals in 34 minutes, recorded career-highs for minutes (34) and field goal attempts (19)
- Despite foul trouble, scored 23 points in win at USF (Dec. 17), led team with three steals and tied for the team lead with five assists, also had four rebounds, game marked his fourth-straight contest with 20-plus points
- Posted his fifth-straight 20-point game in loss vs. Clemson (Dec. 21) after leading all scorers with a new career-high 26 points (10-for-22), tied for team lead with eight rebounds and led team with five assists, four steals and two blocks in 34 minutes
- Scored 15 points, with three assists, three rebounds and two steals in win over Lander (Dec. 27)
- Led the team with 13 points, also five rebounds and two assists in loss at Memphis (Dec. 30)
- Had 24 points to lead all scorers in win at Georgia (Jan. 4), also had seven rebounds and led team with five assists
- Tied for team lead with 16 points (15 in the first half) in win vs. Ole Miss (Jan. 14), also had five rebounds and three assists

DOZIER'S CAREER HIGHS

Points

Career 26, vs. Clemson (Dec. 21, 2016)
 Season 26, vs. Clemson (Dec. 21, 2016)

Field Goals

Career 10, vs. Clemson (Dec. 21, 2016)
 Season 10, vs. Clemson (Dec. 21, 2016)

Field Goal Attempts

Career 22, vs. Clemson (Dec. 21, 2016)
 Season 22, vs. Clemson (Dec. 21, 2016)

3-Point Field Goals

Career 3, 3x, last vs. Lander (Dec. 27, 2016)
 Season 3, 3x, last vs. Lander (Dec. 27, 2016)

3-Point Field Goal Attempts

Career 6, vs. Holy Cross (Nov. 13, 2016)
 Season 6, vs. Holy Cross (Nov. 13, 2016)

Free Throws

Career 10, vs. Drexel (Dec. 15, 2015)
 Season 5, vs. La Tech (Nov. 11, 2016)

Free Throw Attempts

Career 16, vs. Drexel (Dec. 15, 2015)
 Season 6, vs. La Tech (Nov. 11, 2016)

Rebounds

Career 10, vs. Syracuse (Nov. 26, 2016)
 Season 10, vs. Syracuse (Nov. 26, 2016)

Assists

Career 6, vs. SC State (Nov. 18, 2016)
 Season 6, vs. SC State (Nov. 18, 2016)

Blocks

Career 2, twice, last vs. Clemson (Dec. 21, 2016)
 Season 2, vs. Clemson (Dec. 21, 2016)

Steals

Career 5, vs. Francis Marion (Dec. 30, 2015)
 Season 4, twice, last vs. Clemson (Dec. 21, 2016)

Minutes Played

Career 34, twice, last vs. Clemson (Dec. 21, 2016)
 Season 34, twice, last vs. Clemson (Dec. 21, 2016)

2016-17

Opponent	Date	GS	Min	FG-FGA	Pct	3FG-FGA	Pct	FT-FTA	Pct	Off	Def	Tot	Avg	PF	FO	A	TO	Blk	Stl	Pts	Avg
Louisiana Tech	11/11/16	*	30	5-9	.556	2-3	.667	5-6	.833	0	4	4	4.0	3	0	2	2	0	2	17	17.0
Holy Cross	11/13/16	*	28	4-7	.571	3-6	.500	4-4	1.000	0	3	3	3.5	3	0	5	2	0	1	15	16.0
Monmouth	11/15/16	*	30	3-10	.300	0-2	.000	0-0	.000	0	2	2	3.0	2	0	2	3	0	1	6	12.7
SC State	11/18/16	*	21	2-7	.286	2-4	.500	2-2	1.000	0	2	2	2.8	1	0	6	1	0	3	8	11.5
Michigan	11/23/16	*	17	0-5	.000	0-1	.000	0-0	.000	1	2	2	2.6	4	0	0	3	1	2	0	9.2
vs. Syracuse	11/26/16	*	29	7-16	.438	1-4	.250	0-0	.000	2	8	10	3.8	3	0	1	3	0	3	15	10.2
Vermont	12/1/16	*	32	9-15	.600	3-5	.600	0-1	.000	1	5	6	4.1	3	0	1	3	0	3	21	11.7
FIU	12/4/16	*	22	7-13	.538	2-4	.500	4-6	.667	1	6	7	4.8	2	0	3	0	0	4	20	12.8
vs. Seton Hall	12/12/16	*	34	9-19	.474	1-5	.200	1-3	.333	0	5	5	4.6	2	0	3	2	0	2	20	13.6
at USF	12/17/16	*	28	9-18	.500	2-4	.500	3-5	.600	1	4	5	4.6	4	0	5	2	0	3	23	14.5
Clemson	12/21/16	*	34	10-22	.455	2-5	.400	4-5	.800	3	5	8	4.9	2	0	5	4	2	4	26	15.5
Lander	12/27/16	*	25	6-9	.667	3-4	.750	0-0	.000	1	2	3	4.8	3	0	3	0	0	2	15	15.5
at Memphis	12/30/16	*	24	5-16	.312	2-5	.400	1-2	.500	1	4	5	4.8	5	1	2	2	0	1	13	15.3
at Georgia	1/4/17	*	33	9-17	.529	2-5	.400	4-4	1.000	0	7	7	4.9	1	0	5	2	0	1	24	15.9
Texas A&M	1/7/17	*	26	3-12	.250	1-5	.200	1-2	.500	2	2	4	4.9	4	0	4	1	0	2	8	15.4
at Tennessee	1/11/17	*	19	2-10	.200	1-1	1.000	1-1	1.000	1	3	4	4.8	5	1	2	6	0	1	6	14.8
Ole Miss	1/14/17	*	27	4-9	.444	1-5	.200	7-10	.700	2	3	5	4.8	0	0	3	2	0	0	16	14.9
Florida	1/18/17																				
at Kentucky	1/21/17																				
Auburn	1/24/17																				
at Missouri	1/28/17																				
at LSU	2/1/17																				
Georgia	2/4/17																				
Alabama	2/7/17																				
at Mississippi State	2/11/17																				
Arkansas	2/15/17																				
at Vanderbilt	2/18/17																				
at Florida	2/21/17																				
Tennessee	2/25/17																				
Mississippi State	2/28/17																				
at Ole Miss	3/4/17																				
vs. SEC Tournament	TBD																				
vs. NCAA Tournament	TBD																				

CAREER STATISTICS

Season	GP-GS	Min	Avg	FG	FGA	Pct	3FG	3FGA	Pct	FT	FTA	Pct	Off	Def	Tot	Avg	PF	FO	Ast	TO	Blk	Stl	Pts	Avg
2015-16	34-28	647	19.0	91	239	.381	10	47	.213	37	68	.544	27	74	101	3.0	84	1	70	90	13	34	229	6.7
2016-17	17-17	459	27.0	94	214	.439	28	68	.412	37	51	.725	16	66	82	4.8	47	2	52	38	3	35	253	14.9
Totals	51-45	1106	21.7	185	453	.408	38	115	.330	74	119	.622	43	140	183	3.6	131	3	122	128	16	69	482	9.5

CAREER SEC STATISTICS

Season	GP-GS	Min	Avg	FG	FGA	Pct	3FG	3FGA	Pct	FT	FTA	Pct	Off	Def	Tot	Avg	PF	FO	Ast	TO	Blk	Stl	Pts	Avg
2016	18-14	332	18.4	42	121	.347	1	21	.048	18	30	.600	16	33	49	2.7	48	1	40	56	5	12	103	5.7
2017	4-4	105	26.3	18	48	.375	5	16	.313	13	17	.765	5	15	20	5.0	10	1	14	11	0	4	54	13.5
Totals	22-18	437	19.9	60	169	.355	6	37	.162	31	47	.660	21	48	69	3.1	58	2	54	67	5	16	157	7.1



#21 JOHN RAGIN

SOPHOMORE | GUARD | 6'2" | 177 | 1 LETTER

EASTOVER, S.C./CARDINAL NEWMAN

SEASON NOTABLES

.

RAGIN'S CAREER HIGHS

Points

Career 2, vs. Francis Marion (Dec. 30, 2015)

Season

Field Goals

Career 1, vs. Francis Marion (Dec. 30, 2015)

Season

Field Goal Attempts

Career 1, 3x, last vs. Francis Marion (Dec. 30, 2015)

Season

3-Point Field Goals

Career -

Season

3-Point Field Goal Attempts

Career 1, vs. USF (Dec. 5, 2015)

Season

Free Throws

Career -

Season

Free Throw Attempts

Career -

Season

Rebounds

Career 1, vs. Western Carolina (Nov. 30, 2015)

Season

Assists

Career -

Season

Blocks

Career -

Season

Steals

Career -

Season

Minutes Played

Career 2, 4x, last at Alabama (Jan. 13, 2016)

Season

2016-17

Opponent	Date	GS	Min	FG-FGA	Pct	3FG-3FGA	Pct	FT-FTA	Pct	Off	Def	Tot	Avg	PF	FO	A	TO	Blk	Stl	Pts	Avg
Louisiana Tech	11/11/16	-	-	-	-	-	-	-	-	-	-	-	-	-	-	-	-	-	-	-	-
Holy Cross	11/13/16	-	-	-	-	-	-	-	-	-	-	-	-	-	-	-	-	-	-	-	-
Monmouth	11/15/16	-	-	-	-	-	-	-	-	-	-	-	-	-	-	-	-	-	-	-	-
SC State	11/18/16	-	-	-	-	-	-	-	-	-	-	-	-	-	-	-	-	-	-	-	-
Michigan	11/23/16	-	-	-	-	-	-	-	-	-	-	-	-	-	-	-	-	-	-	-	-
vs. Syracuse	11/26/16	-	-	-	-	-	-	-	-	-	-	-	-	-	-	-	-	-	-	-	-
Vermont	12/1/16	-	-	-	-	-	-	-	-	-	-	-	-	-	-	-	-	-	-	-	-
FIU	12/4/16	-	-	-	-	-	-	-	-	-	-	-	-	-	-	-	-	-	-	-	-
vs. Seton Hall	12/12/16	-	-	-	-	-	-	-	-	-	-	-	-	-	-	-	-	-	-	-	-
at USF	12/17/16	-	-	-	-	-	-	-	-	-	-	-	-	-	-	-	-	-	-	-	-
Clemson	12/21/16	-	-	-	-	-	-	-	-	-	-	-	-	-	-	-	-	-	-	-	-
Lander	12/27/16	-	-	-	-	-	-	-	-	-	-	-	-	-	-	-	-	-	-	-	-
at Memphis	12/30/16	-	-	-	-	-	-	-	-	-	-	-	-	-	-	-	-	-	-	-	-
at Georgia	1/4/17	-	-	-	-	-	-	-	-	-	-	-	-	-	-	-	-	-	-	-	-
Texas A&M	1/7/17	-	-	-	-	-	-	-	-	-	-	-	-	-	-	-	-	-	-	-	-
at Tennessee	1/11/17	-	-	-	-	-	-	-	-	-	-	-	-	-	-	-	-	-	-	-	-
Ole Miss	1/14/17	-	-	-	-	-	-	-	-	-	-	-	-	-	-	-	-	-	-	-	-
Florida	1/18/17	-	-	-	-	-	-	-	-	-	-	-	-	-	-	-	-	-	-	-	-
at Kentucky	1/21/17	-	-	-	-	-	-	-	-	-	-	-	-	-	-	-	-	-	-	-	-
Auburn	1/24/17	-	-	-	-	-	-	-	-	-	-	-	-	-	-	-	-	-	-	-	-
at Missouri	1/28/17	-	-	-	-	-	-	-	-	-	-	-	-	-	-	-	-	-	-	-	-
at LSU	2/1/17	-	-	-	-	-	-	-	-	-	-	-	-	-	-	-	-	-	-	-	-
Georgia	2/4/17	-	-	-	-	-	-	-	-	-	-	-	-	-	-	-	-	-	-	-	-
Alabama	2/7/17	-	-	-	-	-	-	-	-	-	-	-	-	-	-	-	-	-	-	-	-
at Mississippi State	2/11/17	-	-	-	-	-	-	-	-	-	-	-	-	-	-	-	-	-	-	-	-
Arkansas	2/15/17	-	-	-	-	-	-	-	-	-	-	-	-	-	-	-	-	-	-	-	-
at Vanderbilt	2/18/17	-	-	-	-	-	-	-	-	-	-	-	-	-	-	-	-	-	-	-	-
at Florida	2/21/17	-	-	-	-	-	-	-	-	-	-	-	-	-	-	-	-	-	-	-	-
Tennessee	2/25/17	-	-	-	-	-	-	-	-	-	-	-	-	-	-	-	-	-	-	-	-
Mississippi State	2/28/17	-	-	-	-	-	-	-	-	-	-	-	-	-	-	-	-	-	-	-	-
at Ole Miss	3/4/17	-	-	-	-	-	-	-	-	-	-	-	-	-	-	-	-	-	-	-	-
vs. SEC Tournament	TBD	-	-	-	-	-	-	-	-	-	-	-	-	-	-	-	-	-	-	-	-
vs. NCAA Tournament	TBD	-	-	-	-	-	-	-	-	-	-	-	-	-	-	-	-	-	-	-	-

CAREER STATISTICS

Season	GP-GS	Min	Avg	FG	FGA	Pct	3FG	3FGA	Pct	FT	FIA	Pct	Off	Def	Tot	Avg	PF	FO	Ast	TO	Blk	Stl	Pts	Avg
2015-16	4-0	8	2.0	1	3	.333	0	1	.000	0	0	.000	0	1	1	0.3	0	0	0	0	0	0	2	0.5
2016-17																								
Totals																								

CAREER SEC STATISTICS

Season	GP-GS	Min	Avg	FG	FGA	Pct	3FG	3FGA	Pct	FT	FIA	Pct	Off	Def	Tot	Avg	PF	FO	Ast	TO	Blk	Stl	Pts	Avg
2016	1-0	2	2.0	0	0	.000	0	0	.000	0	0	.000	0	0	0	0.0	0	0	0	0	0	0	0	0.0



#30 CHRIS SILVA

SOPHOMORE | FORWARD | 6'9" | 223 | 1 LETTER

LIBREVILLE, GABON/ROSELLE (N.J.)

SEASON NOTABLES

- Scored four points with six rebounds in the exhibition win vs. Newberry
- Foul trouble early, but returned to score 11 points with two rebounds and two blocks in season opener vs. La Tech (Nov. 11)
- Scored nine points with a team high eight rebounds and two blocks in win vs. Holy Cross (Nov. 13)
- Collected first career double-double with 10 points and game high 10 rebounds in OT win over Monmouth (Nov. 15)
- Had 11 points, seven rebounds and led team with three blocks in win vs. SC State (Nov. 18), went 5-for-5 from the charity stripe
- One of four Gamecocks in double figures after scoring 10 points in just 14 minutes in win vs. No. 25/24 Michigan (Nov. 23), played limited minutes due to foul trouble
- Recorded three points, six rebounds and one assist in 16 minutes in win vs. No. 18/16 Syracuse (Nov. 26)
- One of four Gamecocks in double-figures with a season-high 12 points (5-of-6 from the field) in win vs. Vermont (Dec. 1), tied for team lead with six rebounds, also had two blocks and a steal
- Posted eight points and tied for team-lead with seven rebounds in season-high 25 minutes played in win vs. FIU (Dec. 4), set a new career-high with team-leading five blocks and tied a career-high with three steals
- Was one of three players in double figures after scoring 11 points in loss vs. Seton Hall (Dec. 12) at Madison Square Garden, led team with nine rebounds and four blocks, also had a steal, logged season-high 29 minutes
- Played just 16 minutes due to foul trouble in win at USF (Dec. 17), scored six points and had five rebounds
- Fouled out late in the game with new career-high 14 points in loss vs. Clemson (Dec. 21) on 4-of-5 shooting, went 6-of-7 from the free throw line and had four rebounds in 22 minutes
- Pulled down a team-high eight rebounds to go along with six points at Memphis (Dec. 30)
- Tallied 13 points (6-of-7) in win at Georgia (Jan. 4), also had three rebounds and tied for team lead with three blocks, his six made field goals were a new career-high
- Went 6-of-10 from the field en route to scoring new career-high 15 points in win vs. Texas A&M (Jan. 7), also had six rebounds, one block and one steal while logging new career-high 31 minutes
- Recorded second career double-double with career high 16 points and 10 rebounds in win vs. Ole Miss (Jan. 14)

SILVA'S CAREER HIGHS

Points

Career 16, vs. Ole Miss (Jan. 14, 2017)

Season 16, vs. Ole Miss (Jan. 14, 2017)

Field Goals

Career 6, two times, last vs. Texas A&M (Jan. 7, 2017)

Season 6, two times, last vs. Texas A&M (Jan. 7, 2017)

Field Goal Attempts

Career 11, vs. Ole Miss (Jan. 14, 2017)

Season 11, vs. Ole Miss (Jan. 14, 2017)

3-Point Field Goals

Career -

Season -

3-Point Field Goal Attempts

Career -

Season -

Free Throws

Career 8, vs. Norfolk State (Nov. 14, 2015)

Season 6, twice, last vs. Ole Miss (Jan. 14, 2017)

Free Throw Attempts

Career 12, vs. Norfolk State (Nov. 14, 2015)

Season 8, vs. Seton Hall (Dec. 12, 2016)

Rebounds

Career 11, 3x, last vs. Ole Miss (Jan. 14, 2017)

Season 11, twice, last vs. Ole Miss (Jan. 14, 2017)

Assists

Career 1, 9x, last vs. Ole Miss (Jan. 14, 2017)

Season 1, 5x, last vs. Ole Miss (Jan. 14, 2017)

Blocks

Career 5, vs. FIU (Dec. 4, 2016)

Season 5, vs. FIU (Dec. 4, 2016)

Steals

Career 3, twice, last vs. FIU (Dec. 4, 2016)

Season 3, twice, last vs. FIU (Dec. 4, 2016)

Minutes Played

Career 31, vs. Texas A&M (Jan. 7, 2017)

Season 31, vs. Texas A&M (Jan. 7, 2017)

2016-17

Opponent	Date	GS	Min	FG-FGA	Pct	3FG-3FGA	Pct	FT-FTA	Pct	Off	Def	Tot	Avg	PF	FO	A	TO	Blk	Stl	Pts	Avg
Louisiana Tech	11/11/16	*	18	4-6	.667	0-0	.000	3-5	.600	0	2	2	2.0	4	0	0	1	2	0	11	11.0
Holy Cross	11/13/16	*	18	4-6	.667	0-0	.000	1-2	.500	3	5	8	5.0	4	0	0	0	2	0	9	10.0
Monmouth	11/15/16	*	21	3-5	.600	0-0	.000	4-6	.667	4	6	10	6.7	5	1	0	2	2	0	10	10.0
SC State	11/18/16	*	14	3-5	.600	0-0	.000	5-5	1.000	3	4	7	6.8	2	0	0	1	3	0	11	10.3
Michigan	11/23/16	*	14	3-5	.600	0-0	.000	4-5	.800	2	1	3	6.0	4	0	1	2	1	0	10	10.2
vs. Syracuse	11/26/16	*	16	1-4	.250	0-0	.000	1-2	.500	4	2	6	6.0	3	0	1	2	0	0	3	9.0
Vermont	12/1/16	*	18	5-6	.833	0-0	.000	2-2	1.000	3	6	6.0	3.0	3	0	0	2	2	1	12	9.4
FIU	12/4/16	*	25	2-10	.200	0-0	.000	4-7	.571	2	5	7	6.1	1	0	1	3	5	3	8	9.3
vs. Seton Hall	12/12/16	*	29	3-5	.600	0-0	.000	5-8	.625	4	5	9	6.4	5	1	0	3	4	1	11	9.4
at USF	12/17/16	*	16	3-4	.750	0-0	.000	0-2	.000	1	4	5	6.3	4	0	0	1	0	0	6	9.1
Clemson	12/21/16	*	14	4-5	.800	0-0	.000	6-7	.857	1	3	4	6.1	5	1	1	1	1	0	14	9.5
Lander	12/27/16	*	15	3-6	.500	0-0	.000	0-0	.000	2	9	11	6.5	4	0	0	5	3	0	6	9.3
at Memphis	12/30/16	*	17	2-3	.667	0-0	.000	2-2	1.000	2	6	8	6.6	5	1	1	3	1	1	6	9.0
at Georgia	1/4/17	*	26	6-7	.857	0-0	.000	1-2	.500	1	2	3	6.4	4	0	0	0	3	0	13	9.3
Texas A&M	1/7/17	*	31	6-10	.600	0-0	.000	3-4	.750	4	2	6	6.3	2	0	0	1	1	1	15	9.7
at Tennessee	1/11/17	*	11	2-4	.500	0-0	.000	0-0	.000	1	0	1	6.0	4	0	0	0	2	2	4	9.3
Ole Miss	1/14/17	*	28	5-11	.455	0-0	.000	6-7	.857	2	9	11	6.3	3	0	1	1	1	1	16	9.7
Florida	1/18/17																				
at Kentucky	1/21/17																				
Auburn	1/24/17																				
at Missouri	1/28/17																				
at LSU	2/1/17																				
Georgia	2/4/17																				
Alabama	2/7/17																				
at Mississippi State	2/11/17																				
Arkansas	2/15/17																				
at Vanderbilt	2/18/17																				
at Florida	2/21/17																				
Tennessee	2/25/17																				
Mississippi State	2/28/17																				
at Ole Miss	3/4/17																				
vs. SEC Tournament	TBD																				
vs. NCAA Tournament	TBD																				

CAREER STATISTICS

Season	GP-GS	Min	Avg	FG	FGA	Pct	3FG	3FGA	Pct	FT	FTA	Pct	Off	Def	Tot	Avg	PF	FO	Ast	TO	Blk	Stl	Pts	Avg
2015-16	32-6	425	13.3	53	110	.482	0	0	.000	67	110	.609	56	87	143	4.5	100	3	6	34	28	14	173	5.4
2016-17	17-17	339	19.9	59	102	.578	0	0	.000	47	66	.712	39	68	107	6.3	63	4	6	28	33	10	165	9.7
Totals	49-23	764	15.6	112	212	.528	0	0	.000	114	176	.648	95	155	250	5.1	163	7	12	62	61	24	338	6.9

CAREER SEC STATISTICS

Season	GP-GS	Min	Avg	FG	FGA	Pct	3FG	3FGA	Pct	FT	FTA	Pct	Off	Def	Tot	Avg	PF	FO	Ast	TO	Blk	Stl	Pts	Avg
2016	18-6	221	12.3	30	54	.556	0	0	.000	27	47	.574	27	46	73	4.1	57	2	3	15	10	6	87	4.8
2017	4-4	96	24.0	19	32	.594	0	0	.000	10	13	.769	8	13	21	5.3	13	0	1	2	7	4	48	12.0
Totals	22-10	317	14.4	49	86	.570	0	0	.000	37	60	.617	35	59	94	4.3	70	2	4	17	17	10	135	6.1



#13 TOMMY CORCHIANI

FRESHMAN | GUARD | 6'1" | HS

RALEIGH, N.C./RAVENS CROFT

SEASON NOTABLES

- Made Gamecock debut in win vs. SC State (Nov. 18), played three minutes and collected first career rebound on defensive end
- Saw one minute of action off the bench in win vs. Vermont (Dec. 1)
- Made SEC debut playing two minutes in win vs. Ole Miss (Jan. 14)

CORCHIANI'S SEASON HIGHS

Points

-

Field Goals

-

Field Goal Attempts

-

3-Point Field Goals

-

3-Point Field Goal Attempts

-

Free Throws

-

Free Throw Attempts

-

Rebounds

1, vs. SC State (Nov. 18, 2016)

Assists

-

Blocks

-

Steals

-

Minutes

3, vs. SC State (Nov. 18, 2016)

2016-17

Opponent	Date	GS	Min	FG-FGA	Pct	3FG-3FGA	Pct	FT-FTA	Pct	Off	Def	Tot	Avg	PF	FO	A	TO	Blk	Stl	Pts	Avg
Louisiana Tech	11/11/16	-	-	-	-	-	-	-	-	-	-	-	-	-	-	-	-	-	-	-	-
Holy Cross	11/13/16	-	-	-	-	-	-	-	-	-	-	-	-	-	-	-	-	-	-	-	-
Monmouth	11/15/16	-	-	-	-	-	-	-	-	-	-	-	-	-	-	-	-	-	-	-	-
SC State	11/18/16	-	3	0-0	.000	0-0	.000	0-0	.000	0	1	1	1.0	2	0	0	0	0	0	0	0.0
Michigan	11/23/16	-	-	-	-	-	-	-	-	-	-	-	-	-	-	-	-	-	-	-	-
vs. Syracuse	11/26/16	-	-	-	-	-	-	-	-	-	-	-	-	-	-	-	-	-	-	-	-
Vermont	12/1/16	-	1	0-0	.000	0-0	.000	0-0	.000	0	0	0	0.5	0	0	0	0	0	0	0	0.0
FIU	12/4/16	-	-	-	-	-	-	-	-	-	-	-	-	-	-	-	-	-	-	-	-
vs. Seton Hall	12/12/16	-	-	-	-	-	-	-	-	-	-	-	-	-	-	-	-	-	-	-	-
at USF	12/17/16	-	-	-	-	-	-	-	-	-	-	-	-	-	-	-	-	-	-	-	-
Clemson	12/21/16	-	-	-	-	-	-	-	-	-	-	-	-	-	-	-	-	-	-	-	-
Lander	12/27/16	-	1	0-0	.000	0-0	.000	0-0	.000	0	0	0	0.3	1	0	0	1	0	0	0	0.0
at Memphis	12/30/16	-	-	-	-	-	-	-	-	-	-	-	-	-	-	-	-	-	-	-	-
at Georgia	1/4/17	-	-	-	-	-	-	-	-	-	-	-	-	-	-	-	-	-	-	-	-
Texas A&M	1/7/17	-	-	-	-	-	-	-	-	-	-	-	-	-	-	-	-	-	-	-	-
at Tennessee	1/11/17	-	-	-	-	-	-	-	-	-	-	-	-	-	-	-	-	-	-	-	-
Ole Miss	1/14/17	-	0	0-0	.000	0-0	.000	0-0	.000	0	0	0	0.3	0	0	0	0	0	0	0	0.0
Florida	1/18/17	-	-	-	-	-	-	-	-	-	-	-	-	-	-	-	-	-	-	-	-
at Kentucky	1/21/17	-	-	-	-	-	-	-	-	-	-	-	-	-	-	-	-	-	-	-	-
Auburn	1/24/17	-	-	-	-	-	-	-	-	-	-	-	-	-	-	-	-	-	-	-	-
at Missouri	1/28/17	-	-	-	-	-	-	-	-	-	-	-	-	-	-	-	-	-	-	-	-
at LSU	2/1/17	-	-	-	-	-	-	-	-	-	-	-	-	-	-	-	-	-	-	-	-
Georgia	2/4/17	-	-	-	-	-	-	-	-	-	-	-	-	-	-	-	-	-	-	-	-
Alabama	2/7/17	-	-	-	-	-	-	-	-	-	-	-	-	-	-	-	-	-	-	-	-
at Mississippi State	2/11/17	-	-	-	-	-	-	-	-	-	-	-	-	-	-	-	-	-	-	-	-
Arkansas	2/15/17	-	-	-	-	-	-	-	-	-	-	-	-	-	-	-	-	-	-	-	-
at Vanderbilt	2/18/17	-	-	-	-	-	-	-	-	-	-	-	-	-	-	-	-	-	-	-	-
at Florida	2/21/17	-	-	-	-	-	-	-	-	-	-	-	-	-	-	-	-	-	-	-	-
Tennessee	2/25/17	-	-	-	-	-	-	-	-	-	-	-	-	-	-	-	-	-	-	-	-
Mississippi State	2/28/17	-	-	-	-	-	-	-	-	-	-	-	-	-	-	-	-	-	-	-	-
at Ole Miss	3/4/17	-	-	-	-	-	-	-	-	-	-	-	-	-	-	-	-	-	-	-	-
vs. SEC Tournament	TBD	-	-	-	-	-	-	-	-	-	-	-	-	-	-	-	-	-	-	-	-
vs. NCAA Tournament	TBD	-	-	-	-	-	-	-	-	-	-	-	-	-	-	-	-	-	-	-	-

CAREER STATISTICS

Season	GP-GS	Min	Avg	FG	FGA	Pct	3FG	3FGA	Pct	FT	FIA	Pct	Off	Def	Tot	Avg	PF	FO	Ast	TO	Blk	Stl	Pts	Avg
2016-17	4-0	7	1.8	0	0	.000	0	0	.000	0	0	.000	0	1	1	0.3	3	0	0	1	0	0	0	0.0

CAREER SEC STATISTICS

Season	GP-GS	Min	Avg	FG	FGA	Pct	3FG	3FGA	Pct	FT	FIA	Pct	Off	Def	Tot	Avg	PF	FO	Ast	TO	Blk	Stl	Pts	Avg
2017	1-0	2	2.0	0	0	.000	0	0	.000	0	0	.000	0	0	0	0.0	0	0	0	0	0	0	0	0.0



#4 RAKYM FELDER

FRESHMAN | GUARD | 5'10" | HS

BROOKLYN, N.Y./LINCOLN

SEASON NOTABLES

- Made season debut vs. Holy Cross (Nov. 13), scoring eight points with three assists and a rebound
- Played 17 minutes off the bench, logging nine points, four rebounds, two assists, two steals and two blocks in win vs. SC State (Nov. 18)
- Saw 11 minutes of action off the bench in win vs. No. 25/24 Michigan, logging one steal
- Logged two minutes off the bench in win vs. No. 18/16 Syracuse
- Tallied 13 minutes off the bench, posting two rebounds, one assist and one steal in win vs. Vermont (Dec. 1)
- Led all bench players with 25 minutes in win vs. FIU (Dec. 4), had four points, two rebounds and led the team with four assists
- Played nine minutes off the bench in loss vs. Seton Hall (Dec. 12) at Madison Square Garden
- Logged new career-highs in minutes (26), points (11) and assists (5) in win at USF (Dec. 17), also had two rebounds, knocked down a career-high three 3-pointers in the first half
- Recorded a rebound and an assist in five minutes off the bench in loss vs. Clemson (Dec. 21)
- Breakout game, scoring a season high 20 points, hitting 6-of-10 from the field, including 5-of-7 from 3-point range, in win over Lander; also dished four assists
- Second straight double-figure scoring game with 10 points on three 3s and a free throw in loss at Memphis (Dec. 30)
- Tied for team lead with 19 points in just 16 minutes off the bench in win vs. Texas A&M (Jan. 7), went 6-of-8 (75 percent) from the field and a perfect 3-for-3 from behind the arc, also had four rebounds, two assists and two steals
- Scored 12 points (2-for-5 from deep) in 17 minutes off the bench in win vs. Ole Miss (Jan. 14)

FELDER'S SEASON HIGHS

Points

20, vs. Lander (Dec. 27, 2016)

Field Goals

6, twice, last vs. Texas A&M (Jan. 7, 2017)

Field Goal Attempts

10, vs. Lander (Dec. 27, 2016)

3-Point Field Goals

5, vs. Lander (Dec. 27, 2016)

3-Point Field Goal Attempts

7, vs. Lander (Dec. 27, 2016)

Free Throws

4, vs. Texas A&M (Jan. 7, 2017)

Free Throw Attempts

4, vs. Texas A&M (Jan. 7, 2017)

Rebounds

4, twice, last vs. Texas A&M (Jan. 7, 2017)

Assists

5, at USF (Dec. 17, 2016)

Blocks

2, vs. SC State (Nov. 18, 2016)

Steals

2, 3x, last at Tennessee (Jan. 11, 2017)

Minutes

26, at USF (Dec. 17, 2016)

2016-17

Opponent	Date	GS	Min	FG-FGA	Pct	3FG-3FGA	Pct	FT-FTA	Pct	Off	Def	Tot	Avg	PF	FO	A	TO	Blk	Stl	Pts	Avg
Louisiana Tech	11/11/16	-	-	-	-	-	-	-	-	-	-	-	-	-	-	-	-	-	-	-	-
Holy Cross	11/13/16	14	2-2	1.000	2-2	1.000	2-2	1.000	0	1	1	1.0	0	0	3	1	0	0	0	8	8.0
Monmouth	11/15/16	4	0-1	.000	0-0	.000	0-0	.000	0	0	0	0.5	0	0	0	0	0	0	0	0	4.0
SC State	11/18/16	17	4-7	.571	1-2	.500	0-1	.000	1	3	4	1.7	3	0	2	3	2	2	2	9	5.7
Michigan	11/23/16	11	0-1	.000	0-0	.000	0-2	.000	0	0	0	1.3	2	0	0	1	0	1	0	4.3	
vs. Syracuse	11/26/16	2	0-0	.000	0-0	.000	0-0	.000	0	0	0	1.0	2	0	0	0	0	0	0	0	3.4
Vermont	12/1/16	13	0-1	.000	0-0	.000	0-0	.000	0	2	2	1.2	0	0	1	0	0	1	0	2.8	
FIU	12/4/16	25	2-4	.500	0-2	.000	0-0	.000	1	1	2	1.7	1	0	4	0	0	1	4	3.0	
vs. Seton Hall	12/12/16	9	0-0	.000	0-0	.000	0-0	.000	0	0	0	1.1	0	0	0	1	0	0	0	2.6	
at USF	12/17/16	26	3-7	.429	3-6	.500	2-2	1.000	0	2	2	1.2	1	0	5	2	1	0	11	3.6	
Clemson	12/21/16	5	0-2	.000	0-1	.000	0-0	.000	0	1	1	1.2	1	0	0	3	1	0	0	3.2	
Lander	12/27/16	20	6-10	.600	5-7	.714	3-3	1.000	0	0	0	1.1	2	0	4	3	0	1	20	4.7	
at Memphis	12/30/16	24	3-8	.375	3-7	.428	1-3	.333	1	1	2	1.2	2	0	1	2	0	1	10	5.2	
at Georgia	1/4/17	12	0-4	.000	0-3	.000	0-0	.000	0	1	1	1.2	1	0	1	0	0	0	0	4.8	
Texas A&M	1/7/17	16	6-8	.750	3-3	1.000	4-4	1.000	2	2	4	1.4	1	0	2	1	0	2	19	5.8	
at Tennessee	1/11/17	14	2-6	.333	0-1	.000	1-3	.333	0	2	2	1.4	1	0	2	2	0	2	5	5.7	
Ole Miss	1/14/17	17	3-7	.429	2-5	.400	4-4	1.000	0	3	3	1.5	0	0	0	3	0	1	12	6.1	
Florida	1/18/17																				
at Kentucky	1/21/17																				
Auburn	1/24/17																				
at Missouri	1/28/17																				
at LSU	2/1/17																				
Georgia	2/4/17																				
Alabama	2/7/17																				
at Mississippi State	2/11/17																				
Arkansas	2/15/17																				
at Vanderbilt	2/18/17																				
at Florida	2/21/17																				
Tennessee	2/25/17																				
Mississippi State	2/28/17																				
at Ole Miss	3/4/17																				
vs. SEC Tournament	TBD																				
vs. NCAA Tournament	TBD																				

CAREER STATISTICS

Season	GP-GS	Min	Avg	FG	FGA	Pct	3FG	3FGA	Pct	FT	FIA	Pct	Off	Def	Tot	Avg	PF	FO	Ast	TO	Blk	Stl	Pts	Avg
2016-17	16-0	229	14.3	31	68	.456	19	39	.487	17	24	.708	5	19	24	1.5	17	0	25	23	4	12	98	6.1

CAREER SEC STATISTICS

Season	GP-GS	Min	Avg	FG	FGA	Pct	3FG	3FGA	Pct	FT	FIA	Pct	Off	Def	Tot	Avg	PF	FO	Ast	TO	Blk	Stl	Pts	Avg
2017	4-0	59	14.8	11	25	.440	5	12	.417	9	11	.818	2	8	10	2.5	3	0	5	6	0	5	36	9.0



#12 KHADIM GUEYE

FRESHMAN | FORWARD | 7'0" | HS

DAKAR, SENEGAL/VICTORY ROCK PREP

SEASON NOTABLES

- Scored six points with seven rebounds in the exhibition win vs. Newberry
- Collected two rebounds in win vs. Holy Cross (Nov. 13)
- Played 17 minutes off the bench and scored first career points after going 4-for-4 from the free throw line in win vs. SC State (Nov. 18), also had new single-game high five rebounds
- Snagged two rebounds in 13 minutes off the bench in win vs. No. 25/24 Michigan (Nov. 23)
- Recorded four minutes in victory over No. 18/16 Syracuse (Nov. 26)
- Saw six minutes of action off the bench in win vs. Vermont (Dec. 1)
- Played eight minutes in win vs. FIU (Dec. 4)
- Logged two minutes in loss vs. Seton Hall (Dec. 12) at Madison Square Garden
- Posted two rebounds and a block in 13 minutes off the bench in win at USF (Dec. 17)
- Matched a career-high with 17 minutes playing in a reserve role in loss vs. Clemson (Dec. 21), had one point and a rebound, his free throw in second half was his first points since SC State (Nov. 18)
- Blocked two shots, and added four points in win over Lander (Dec. 27)

GUEYE'S SEASON HIGHS

Points

6, vs. SC State (Nov. 18, 2016)

Field Goals

2, vs. Lander (Dec. 27, 2016)

Field Goal Attempts

3, twice, last vs. Lander (Dec. 27, 2016)

3-Point Field Goals

-

3-Point Field Goal Attempts

-

Free Throws

4, vs. SC State (Nov. 18, 2016)

Free Throw Attempts

4, vs. SC State (Nov. 18, 2016)

Rebounds

5, vs. SC State (Nov. 18, 2016)

Assists

1, vs. Lander (Dec. 27, 2016)

Blocks

2, twice, last vs. Lander (Dec. 27, 2016)

Steals

1, twice, last vs. Ole Miss (Jan. 14, 2017)

Minutes

18, vs. Lander (Dec. 27, 2016)

2016-17

Opponent	Date	GS	Min	FG-FGA	Pct	3FG-FGA	Pct	FT-FTA	Pct	Off	Def	Tot	Avg	PF	FO	A	TO	Blk	Stl	Pts	Avg
Louisiana Tech	11/11/16		1	0-0	.000	0-0	.000	0-0	.000	0	0	0	0.0	3	0	0	1	0	0	0	0.0
Holy Cross	11/13/16		13	0-0	.000	0-0	.000	0-0	.000	1	1	2	1.0	1	0	0	1	1	0	0	0.0
Monmouth	11/15/16		1	0-0	.000	0-0	.000	0-0	.000	0	0	0	0.7	2	0	0	1	0	0	0	0.0
SC State	11/18/16		17	1-3	.333	0-0	.000	4-4	1.000	2	3	5	1.8	0	0	0	0	2	0	6	1.5
Michigan	11/23/16		13	0-2	.000	0-0	.000	0-0	.000	1	1	2	1.8	2	0	0	0	0	0	0	1.2
vs. Syracuse	11/26/16		4	0-0	.000	0-0	.000	0-0	.000	0	0	0	1.5	2	0	0	0	0	0	0	1.0
Vermont	12/1/16		6	0-1	.000	0-0	.000	0-0	.000	0	0	0	1.3	2	0	0	0	0	0	0	0.9
FIU	12/4/16		8	0-1	.000	0-0	.000	0-0	.000	0	0	0	1.1	2	0	0	1	0	0	0	0.8
vs. Seton Hall	12/12/16		2	0-0	.000	0-0	.000	0-0	.000	0	0	0	1.0	2	0	0	0	0	0	0	0.7
at USF	12/17/16		13	0-0	.000	0-0	.000	0-0	.000	1	1	2	1.1	2	0	0	0	1	0	0	0.6
Clemson	12/21/16		17	0-0	.000	0-0	.000	1-2	.500	1	0	1	1.1	4	0	0	0	0	0	1	0.6
Lander	12/27/16		18	2-3	.667	0-0	.000	0-2	.000	0	3	3	1.3	1	0	1	1	2	0	4	0.9
at Memphis	12/30/16		8	0-0	.000	0-0	.000	0-0	.000	0	2	2	1.3	2	0	0	0	0	0	1	0.8
at Georgia	1/4/17		5	0-0	.000	0-0	.000	0-0	.000	0	0	0	1.2	1	0	0	1	0	0	0	0.8
Texas A&M	1/7/17		-	-	-	-	-	-	-	-	-	-	-	-	-	-	-	-	-	-	-
at Tennessee	1/11/17		2	0-0	.000	0-0	.000	0-0	.000	0	0	0	1.1	1	0	0	0	0	0	0	0.7
Ole Miss	1/14/17		7	0-0	.000	0-0	.000	0-0	.000	0	2	2	1.2	1	0	0	1	0	1	0	0.7
Florida	1/18/17																				
at Kentucky	1/21/17																				
Auburn	1/24/17																				
at Missouri	1/28/17																				
at LSU	2/1/17																				
Georgia	2/4/17																				
Alabama	2/7/17																				
at Mississippi State	2/11/17																				
Arkansas	2/15/17																				
at Vanderbilt	2/18/17																				
at Florida	2/21/17																				
Tennessee	2/25/17																				
Mississippi State	2/28/17																				
at Ole Miss	3/4/17																				
vs. SEC Tournament	TBD																				
vs. NCAA Tournament	TBD																				

CAREER STATISTICS

Season	GP-GS	Min	Avg	FG	FGA	Pct	3FG	3FGA	Pct	FT	FTA	Pct	Off	Def	Tot	Avg	PF	FO	Ast	TO	Blk	Stl	Pts	Avg
2016-17	16-0	135	8.4	3	10	.300	0	0	.000	5	8	.625	6	13	19	1.2	28	0	1	7	6	2	11	0.7

CAREER SEC STATISTICS

Season	GP-GS	Min	Avg	FG	FGA	Pct	3FG	3FGA	Pct	FT	FTA	Pct	Off	Def	Tot	Avg	PF	FO	Ast	TO	Blk	Stl	Pts	Avg
2017	3-0	14	4.7	0	0	.000	0	0	.000	0	0	.000	0	2	2	0.7	3	0	0	2	0	1	0	0.0



#23 EVAN HINSON

FRESHMAN | GUARD | 6'4" | HS

DELTONA, FLA./DELTONA

SEASON NOTABLES

- Also a member of the Carolina football team. Joined the basketball squad at the conclusion of the football season
- Made Gamecock debut in win vs. Ole Miss (Jan. 14)

HINSON'S SEASON HIGHS

Points

-

Field Goals

-

Field Goal Attempts

-

3-Point Field Goals

-

3-Point Field Goal Attempts

-

Free Throws

-

Free Throw Attempts

-

Rebounds

-

Assists

-

Blocks

-

Steals

-

Minutes

3, vs. Ole Miss (Jan. 14, 2017)

2016-17

Opponent	Date	GS	Min	FG-FGA	Pct	3FG-3FGA	Pct	FT-FTA	Pct	Off	Def	Tot	Avg	PF	FO	A	TO	Blk	Stl	Pts	Avg	
Louisiana Tech	11/11/16	-	-	-	-	-	-	-	-	-	-	-	-	-	-	-	-	-	-	-	-	-
Holy Cross	11/13/16	-	-	-	-	-	-	-	-	-	-	-	-	-	-	-	-	-	-	-	-	-
Monmouth	11/15/16	-	-	-	-	-	-	-	-	-	-	-	-	-	-	-	-	-	-	-	-	-
SC State	11/18/16	-	-	-	-	-	-	-	-	-	-	-	-	-	-	-	-	-	-	-	-	-
Michigan	11/23/16	-	-	-	-	-	-	-	-	-	-	-	-	-	-	-	-	-	-	-	-	-
vs. Syracuse	11/26/16	-	-	-	-	-	-	-	-	-	-	-	-	-	-	-	-	-	-	-	-	-
Vermont	12/1/16	-	-	-	-	-	-	-	-	-	-	-	-	-	-	-	-	-	-	-	-	-
FIU	12/4/16	-	-	-	-	-	-	-	-	-	-	-	-	-	-	-	-	-	-	-	-	-
vs. Seton Hall	12/12/16	-	-	-	-	-	-	-	-	-	-	-	-	-	-	-	-	-	-	-	-	-
at USF	12/17/16	-	-	-	-	-	-	-	-	-	-	-	-	-	-	-	-	-	-	-	-	-
Clemson	12/21/16	-	-	-	-	-	-	-	-	-	-	-	-	-	-	-	-	-	-	-	-	-
Lander	12/27/16	-	-	-	-	-	-	-	-	-	-	-	-	-	-	-	-	-	-	-	-	-
at Memphis	12/30/16	-	-	-	-	-	-	-	-	-	-	-	-	-	-	-	-	-	-	-	-	-
at Georgia	1/4/17	-	-	-	-	-	-	-	-	-	-	-	-	-	-	-	-	-	-	-	-	-
Texas A&M	1/7/17	-	-	-	-	-	-	-	-	-	-	-	-	-	-	-	-	-	-	-	-	-
at Tennessee	1/11/17	-	-	-	-	-	-	-	-	-	-	-	-	-	-	-	-	-	-	-	-	-
Ole Miss	1/14/17	3		0-0	.000	0-0	.000	0-0	.000	0	0	0	0.0	0	0	0	0	0	0	0	0	0.0
Florida	1/18/17																					
at Kentucky	1/21/17																					
Auburn	1/24/17																					
at Missouri	1/28/17																					
at LSU	2/1/17																					
Georgia	2/4/17																					
Alabama	2/7/17																					
at Mississippi State	2/11/17																					
Arkansas	2/15/17																					
at Vanderbilt	2/18/17																					
at Florida	2/21/17																					
Tennessee	2/25/17																					
Mississippi State	2/28/17																					
at Ole Miss	3/4/17																					
vs. SEC Tournament	TBD																					
vs. NCAA Tournament	TBD																					

CAREER STATISTICS

Season	GP-GS	Min	Avg	FG	FGA	Pct	3FG	3FGA	Pct	FT	FIA	Pct	Off	Def	Tot	Avg	PF	FO	Ast	TO	Blk	Stl	Pts	Avg
2016-17	1-0	3	3.0	0	0	.000	0	0	.000	0	0	.000	0	0	0	0.0	1	0	0	0	0	0	0	0.0

CAREER SEC STATISTICS

Season	GP-GS	Min	Avg	FG	FGA	Pct	3FG	3FGA	Pct	FT	FIA	Pct	Off	Def	Tot	Avg	PF	FO	Ast	TO	Blk	Stl	Pts	Avg
2017	1-0	3	3.0	0	0	.000	0	0	.000	0	0	.000	0	0	0	0.0	1	0	0	0	0	0	0	0.0



#24 SEDEE KEITA

FRESHMAN | FORWARD | 6'9" | HS

PHILADELPHIA, PA./22FT BASKETBALL ACADEMY

SEASON NOTABLES

- Made South Carolina debut in win vs. No. 24/25 Michigan after missing the first four games with a wrist injury, played eight minutes off bench and recorded one rebound on the offensive end
- Led all big men with 15 minutes off the bench in win vs. No. 18/16 Syracuse (Nov. 26), tallied one rebound, one assist, one block and one steal
- Scored first career points (4) in win vs. Vermont (Dec. 1), also recorded three rebounds in 10 minutes off the bench
- Played 19 minutes and logged six points and four rebounds in win vs. FIU (Dec. 4)
- Logged 18 minutes off the bench, recording five points and three rebounds in loss vs. Seton Hall (Dec. 12) at Madison Square Garden
- Saw three minutes of action but did not record any stats in win at USF (Dec. 17)
- Played seven minutes and gathered two rebounds in loss vs. Clemson (Dec. 27)
- Scored a career-high seven points, while pulling down five rebounds in win over Lander (Dec. 27)
- Played a season-high 25 minutes off the bench, pulling down career-high seven rebounds with two steals at Memphis (Dec. 30)
- Pulled down five rebounds in win at Tennessee in 10 minutes of action off the bench (Jan. 11)

KEITA'S SEASON HIGHS

Points

7, vs. Lander (Dec. 27, 2016)

Field Goals

3, twice, last vs. Lander (Dec. 27, 2016)

Field Goal Attempts

6, twice, last vs. Lander (Dec. 27, 2016)

3-Point Field Goals

-

3-Point Field Goal Attempts

-

Free Throws

3, vs. Seton Hall (Dec. 12, 2016)

Free Throw Attempts

3, vs. Seton Hall (Dec. 12, 2016)

Rebounds

7, vs. Memphis (Dec. 30, 2016)

Assists

1, vs. Syracuse (Nov. 26, 2016)

Blocks

1, 3x, last at Tennessee (Jan. 11, 2017)

Steals

1, twice, last vs. Ole Miss (Jan. 14, 2017)

Minutes

19, vs. FIU (Dec. 4, 2016)

2016-17

Opponent	Date	GS	Min	FG-FGA	Pct	3FG-3FGA	Pct	FT-FTA	Pct	Off	Def	Tot	Avg	PF	FO	A	TO	Blk	Stl	Pts	Avg
Louisiana Tech	11/11/16	-	-	-	-	-	-	-DNP - wrist injury	-	-	-	-	-	-	-	-	-	-	-	-	-
Holy Cross	11/13/16	-	-	-	-	-	-	-DNP - wrist injury	-	-	-	-	-	-	-	-	-	-	-	-	-
Monmouth	11/15/16	-	-	-	-	-	-	-DNP - wrist injury	-	-	-	-	-	-	-	-	-	-	-	-	-
SC State	11/18/16	-	-	-	-	-	-	-DNP - wrist injury	-	-	-	-	-	-	-	-	-	-	-	-	-
Michigan	11/23/16	-	8	0-0	.000	0-0	.000	0-0	.000	1	0	1	1.0	2	0	0	2	0	0	0	0.0
vs. Syracuse	11/26/16	-	15	0-2	.000	0-0	.000	0-0	.000	0	1	1	1.0	1	0	1	1	1	1	0	0.0
Vermont	12/1/16	-	10	1-4	.250	0-0	.000	2-2	1.000	1	2	3	1.7	2	0	0	1	0	0	4	1.3
FIU	12/4/16	-	19	3-6	.500	0-0	.000	0-0	.000	1	3	4	2.3	0	0	0	0	1	0	6	2.5
vs. Seton Hall	12/12/16	-	18	1-5	.200	0-0	.000	3-4	.750	1	2	3	2.4	3	0	0	0	0	0	5	3.0
at USF	12/17/16	-	3	0-0	.000	0-0	.000	0-0	.000	0	0	0	2.0	0	0	0	0	0	0	0	2.5
Clemson	12/21/16	-	7	0-1	.000	0-0	.000	0-0	.000	0	1	1	1.9	2	0	0	0	0	0	0	2.1
Lander	12/27/16	-	18	3-6	.500	0-0	.000	1-2	.500	3	2	5	2.3	0	0	0	1	0	0	7	2.8
at Memphis	12/30/16	-	25	0-3	.000	0-0	.000	0-0	.000	5	2	7	2.8	4	0	1	0	1	2	0	2.4
at Georgia	1/4/17	-	13	0-1	.000	0-0	.000	0-0	.000	0	1	1	2.6	2	0	0	0	2	0	0	2.2
Texas A&M	1/7/17	-	4	0-1	.000	0-0	.000	0-0	.000	0	0	0	2.4	0	0	0	0	0	0	0	2.0
at Tennessee	1/11/17	-	10	0-0	.000	0-0	.000	0-0	.000	0	5	5	2.6	2	0	0	0	1	0	0	1.8
Ole Miss	1/14/17	-	8	0-1	.000	0-0	.000	0-2	.000	0	1	1	3	0	0	2	0	1	0	0	
Florida	1/18/17	-	-	-	-	-	-	-	-	-	-	-	-	-	-	-	-	-	-	-	-
at Kentucky	1/21/17	-	-	-	-	-	-	-	-	-	-	-	-	-	-	-	-	-	-	-	-
Auburn	1/24/17	-	-	-	-	-	-	-	-	-	-	-	-	-	-	-	-	-	-	-	-
at Missouri	1/28/17	-	-	-	-	-	-	-	-	-	-	-	-	-	-	-	-	-	-	-	-
at LSU	2/1/17	-	-	-	-	-	-	-	-	-	-	-	-	-	-	-	-	-	-	-	-
Georgia	2/4/17	-	-	-	-	-	-	-	-	-	-	-	-	-	-	-	-	-	-	-	-
Alabama	2/7/17	-	-	-	-	-	-	-	-	-	-	-	-	-	-	-	-	-	-	-	-
at Mississippi State	2/11/17	-	-	-	-	-	-	-	-	-	-	-	-	-	-	-	-	-	-	-	-
Arkansas	2/15/17	-	-	-	-	-	-	-	-	-	-	-	-	-	-	-	-	-	-	-	-
at Vanderbilt	2/18/17	-	-	-	-	-	-	-	-	-	-	-	-	-	-	-	-	-	-	-	-
at Florida	2/21/17	-	-	-	-	-	-	-	-	-	-	-	-	-	-	-	-	-	-	-	-
Tennessee	2/25/17	-	-	-	-	-	-	-	-	-	-	-	-	-	-	-	-	-	-	-	-
Mississippi State	2/28/17	-	-	-	-	-	-	-	-	-	-	-	-	-	-	-	-	-	-	-	-
at Ole Miss	3/4/17	-	-	-	-	-	-	-	-	-	-	-	-	-	-	-	-	-	-	-	-
vs. SEC Tournament	TBD	-	-	-	-	-	-	-	-	-	-	-	-	-	-	-	-	-	-	-	-
vs. NCAA Tournament	TBD	-	-	-	-	-	-	-	-	-	-	-	-	-	-	-	-	-	-	-	-

CAREER STATISTICS

Season	GP-GS	Min	Avg	FG	FGA	Pct	3FG	3FGA	Pct	FT	FTA	Pct	Off	Def	Tot	Avg	PF	FO	Ast	TO	Blk	Stl	Pts	Avg
2016-17	13-0	158	12.2	8	30	.267	0	0	.000	6	11	.545	12	20	32	2.5	21	0	2	7	6	4	22	1.7

CAREER SEC STATISTICS

Season	GP-GS	Min	Avg	FG	FGA	Pct	3FG	3FGA	Pct	FT	FTA	Pct	Off	Def	Tot	Avg	PF	FO	Ast	TO	Blk	Stl	Pts	Avg
2017	4-0	35	8.8	0	3	.000	0	0	.000	0	3	.000	0	7	7	1.8	7	0	0	2	3	1	0	0.0



#21 MAIK KOTSAR

FRESHMAN | FORWARD | 6'10" | HS

TALLIN, ESTONIA/SUNRISE CHRISTIAN ACADEMY

SEASON NOTABLES

- Started first career game and scored four points with a pair of rebounds and a steal in opener vs. La Tech (Nov. 11)
- Scored in double figures (15 points) for the first time in his career in win vs. SC State (Nov. 18) after going a perfect 7-for-7 from the field, also led team with eight rebounds
- Posted 10 points and five rebounds in 23 minutes in win vs. No. 25/24 Michigan (Nov. 23), scored in double figures for the second straight game
- Finished tied for team-lead with career-high 16 points (7-of-9 shooting) in victory over No. 18/16 Syracuse (Nov. 26), had two steals and two rebounds in 30 minutes, which was new career-high for minutes played
- Tallied 14 points, including 12 in the second half, on 7-of-10 shooting in win vs. Vermont (Dec. 1) for his fourth-straight game in double-figures, also had five rebounds and a steal in 26 minutes
- Posted four points, six rebounds and set new career-highs with three assists and four steals in win vs. FIU (Dec. 4), five of six rebounds came on offensive glass
- Recorded four points, seven rebounds and two steals in loss vs. Seton Hall (Dec. 12) at Madison Square Garden, played only 19 minutes due to foul trouble
- Tallied 11 points (5-of-6) and led the team with nine rebounds (career-high) in win at USF (Dec. 17), played 30 minutes to match a career-high
- One of three Gamecocks in double-figures with 10 points (5-of-13) in loss vs. Clemson (Dec. 21), tied for team lead with eight rebounds, also had two steals in 27 minutes
- Collected first double-double of his career with 10 points, and 11 rebounds - which matched a team high - in win over Lander (Dec. 27)
- Five points and five rebounds with two assists in loss at Memphis (Dec. 30)
- Grabbed eight rebounds to lead team in win at Tennessee (Jan. 11)

KOTSAR'S SEASON HIGHS

Points

16, vs. Syracuse (Nov. 26, 2016)

Field Goals

7, 3x, last vs. Vermont (Dec. 1, 2016)

Field Goal Attempts

13, vs. Clemson (Dec. 16, 2016)

3-Point Field Goals

-

3-Point Field Goal Attempts

-

Free Throws

2, 3x, last vs. Syracuse (Nov. 16, 2016)

Free Throw Attempts

3, 3x, last at USF (Dec. 17, 2016)

Rebounds

11, vs. Lander (Dec. 27, 2016)

Assists

3, vs. FIU (Dec. 4, 2016)

Blocks

2, 3x, last vs. Ole Miss (Jan. 14, 2017)

Steals

4, vs. FIU (Dec. 4, 2016)

Minutes

30, twice, last at FIU (Dec. 17, 2016)

2016-17

Opponent	Date	GS	Min	FG-FGA	Pct	3FG-FGA	Pct	FFFTA	Pct	Off	Def	Tot	Avg	PF	FO	A	TO	Blk	Stl	Pts	Avg
Louisiana Tech	11/11/16	*	14	2-2	1.000	0-0	.000	0-3	.000	1	1	2	2.0	4	0	0	0	0	1	4	4.0
Holy Cross	11/13/16	*	15	2-2	1.000	0-0	.000	2-2	1.000	1	2	3	2.5	3	0	1	0	0	0	6	5.0
Monmouth	11/15/16	*	26	2-5	.400	0-0	.000	0-0	.000	1	1	2	2.3	4	0	1	1	0	0	4	4.7
SC State	11/18/16	*	23	7-7	1.000	0-0	.000	1-3	.333	4	4	8	3.8	1	0	1	0	2	0	15	7.3
Michigan	11/23/16	*	23	4-7	.571	0-0	.000	2-2	1.000	2	3	5	4.0	3	0	2	0	0	0	10	7.8
vs. Syracuse	11/26/16	*	30	7-9	.778	0-0	.000	2-2	1.000	0	2	2	3.7	3	0	0	2	0	2	16	9.2
Vermont	12/1/16	*	26	7-10	.700	0-0	.000	0-0	.000	0	5	5	3.9	2	0	0	2	0	1	14	9.9
FIU	12/4/16	*	25	2-5	.400	0-0	.000	0-0	.000	5	1	6	4.1	2	0	3	3	0	4	4	9.1
vs. Seton Hall	12/12/16	*	19	2-6	.333	0-0	.000	0-0	.000	3	4	7	4.4	4	0	0	1	0	2	4	8.6
at USF	12/17/16	*	30	5-6	.833	0-0	.000	1-3	.333	2	7	9	4.9	3	0	0	0	1	0	11	8.8
Clemson	12/21/16	*	27	5-13	.385	0-0	.000	0-1	.000	6	2	8	5.2	2	0	0	0	0	2	10	8.9
Lander	12/27/16	*	24	5-10	.500	0-0	.000	0-2	.000	4	7	11	5.7	2	0	0	0	2	0	10	9.0
at Memphis	12/30/16	*	30	2-7	.285	0-0	.000	1-2	.500	3	2	5	5.6	3	0	2	3	0	0	5	8.7
at Georgia	1/4/17	*	16	0-2	.000	0-0	.000	0-1	.000	0	1	1	5.3	4	0	0	0	0	0	0	8.1
Texas A&M	1/7/17	*	28	1-6	.167	0-0	.000	0-0	.000	2	3	5	5.3	2	0	0	0	1	0	2	7.7
at Tennessee	1/11/17	*	28	2-6	.333	0-0	.000	1-2	.500	4	4	8	5.4	3	0	1	5	0	0	5	7.5
Ole Miss	1/14/17	*	16	3-6	.500	0-0	.000	0-0	.000	5	1	6	5	1	0	2	2	1	6		
Florida	1/18/17																				
at Kentucky	1/21/17																				
Auburn	1/24/17																				
at Missouri	1/28/17																				
at LSU	2/1/17																				
Georgia	2/4/17																				
Alabama	2/7/17																				
at Mississippi State	2/11/17																				
Arkansas	2/15/17																				
at Vanderbilt	2/18/17																				
at Florida	2/21/17																				
Tennessee	2/25/17																				
Mississippi State	2/28/17																				
at Ole Miss	3/4/17																				
vs. SEC Tournament	TBD																				
vs. NCAA Tournament	TBD																				

CAREER STATISTICS

Season	GP-GS	Min	Avg	FG	FGA	Pct	3FG	3FGA	Pct	FT	FIA	Pct	Off	Def	Tot	Avg	PF	FO	Ast	TO	Blk	Stl	Pts	Avg
2016-17	17-17	400	23.5	58	109	.532	0	0	.000	10	23	.435	43	50	93	5.5	50	1	10	20	8	13	126	7.4

CAREER SEC STATISTICS

Season	GP-GS	Min	Avg	FG	FGA	Pct	3FG	3FGA	Pct	FT	FIA	Pct	Off	Def	Tot	Avg	PF	FO	Ast	TO	Blk	Stl	Pts	Avg
2017	4-4	88	22.0	6	20	.300	0	0	.000	1	3	.333	11	9	20	5.0	14	1	1	7	3	1	13	3.3



#25 CHRISTIAN SCHMITT

FRESHMAN | GUARD | 6'0" | HS

MARS, PA. | MARS AREA HIGH SCHOOL

SEASON NOTABLES

- Made South Carolina debut in win vs. SC State (Nov. 18), played three minutes and attempted one 3
- Played one minute off the bench in win vs. Vermont (Dec. 1)
- Saw action vs. Lander (Dec. 27)

SCHMITT'S SEASON HIGHS

Points

-

Field Goals

-

Field Goal Attempts

1, vs. SC State (Nov. 18, 2016)

3-Point Field Goals

-

3-Point Field Goal Attempts

1, vs. SC State (Nov. 18, 2016)

Free Throws

-

Free Throw Attempts

-

Rebounds

-

Assists

-

Blocks

-

Steals

-

Minutes

3, vs. SC State (Nov. 18, 2016)

2016-17

Opponent	Date	GS	Min	FG-FGA	Pct	3FG-FGA	Pct	FT-FTA	Pct	Off	Def	Tot	Avg	PF	FO	A	TO	Blk	Stl	Pts	Avg	
Louisiana Tech	11/11/16	-	-	-	-	-	-	-	-	-	-	-	-	-	-	-	-	-	-	-	-	-
Holy Cross	11/13/16	-	-	-	-	-	-	-	-	-	-	-	-	-	-	-	-	-	-	-	-	-
Monmouth	11/15/16	-	-	-	-	-	-	-	-	-	-	-	-	-	-	-	-	-	-	-	-	-
SC State	11/18/16	-	3	0-1	.000	0-1	.000	0-0	.000	0	0	0	0	0	0	0	2	0	0	0	0	0.0
Michigan	11/23/16	-	-	-	-	-	-	-	-	-	-	-	-	-	-	-	-	-	-	-	-	-
vs. Syracuse	11/26/16	-	-	-	-	-	-	-	-	-	-	-	-	-	-	-	-	-	-	-	-	-
Vermont	12/1/16	-	1	0-0	.000	0-0	.000	0-0	.000	0	0	0	0	0	0	0	0	0	0	0	0	0.0
FIU	12/4/16	-	-	-	-	-	-	-	-	-	-	-	-	-	-	-	-	-	-	-	-	-
vs. Seton Hall	12/12/16	-	-	-	-	-	-	-	-	-	-	-	-	-	-	-	-	-	-	-	-	-
at USF	12/17/16	-	-	-	-	-	-	-	-	-	-	-	-	-	-	-	-	-	-	-	-	-
Clemson	12/21/16	-	-	-	-	-	-	-	-	-	-	-	-	-	-	-	-	-	-	-	-	-
Lander	12/27/16	-	1	0-0	.000	0-0	.000	0-0	.000	0	0	0	0	0	0	0	0	0	0	0	0	0.0
at Memphis	12/30/16	-	1	0-0	.000	0-0	.000	0-0	.000	0	0	0	0	0	1	0	0	0	0	0	0	0.0
at Georgia	1/4/17	-	-	-	-	-	-	-	-	-	-	-	-	-	-	-	-	-	-	-	-	-
Texas A&M	1/7/17	-	-	-	-	-	-	-	-	-	-	-	-	-	-	-	-	-	-	-	-	-
at Tennessee	1/11/17	-	-	-	-	-	-	-	-	-	-	-	-	-	-	-	-	-	-	-	-	-
Ole Miss	1/14/17	-	-	-	-	-	-	-	-	-	-	-	-	-	-	-	-	-	-	-	-	-
Florida	1/18/17	-	-	-	-	-	-	-	-	-	-	-	-	-	-	-	-	-	-	-	-	-
at Kentucky	1/21/17	-	-	-	-	-	-	-	-	-	-	-	-	-	-	-	-	-	-	-	-	-
Auburn	1/24/17	-	-	-	-	-	-	-	-	-	-	-	-	-	-	-	-	-	-	-	-	-
at Missouri	1/28/17	-	-	-	-	-	-	-	-	-	-	-	-	-	-	-	-	-	-	-	-	-
at LSU	2/1/17	-	-	-	-	-	-	-	-	-	-	-	-	-	-	-	-	-	-	-	-	-
Georgia	2/4/17	-	-	-	-	-	-	-	-	-	-	-	-	-	-	-	-	-	-	-	-	-
Alabama	2/7/17	-	-	-	-	-	-	-	-	-	-	-	-	-	-	-	-	-	-	-	-	-
at Mississippi State	2/11/17	-	-	-	-	-	-	-	-	-	-	-	-	-	-	-	-	-	-	-	-	-
Arkansas	2/15/17	-	-	-	-	-	-	-	-	-	-	-	-	-	-	-	-	-	-	-	-	-
at Vanderbilt	2/18/17	-	-	-	-	-	-	-	-	-	-	-	-	-	-	-	-	-	-	-	-	-
at Florida	2/21/17	-	-	-	-	-	-	-	-	-	-	-	-	-	-	-	-	-	-	-	-	-
Tennessee	2/25/17	-	-	-	-	-	-	-	-	-	-	-	-	-	-	-	-	-	-	-	-	-
Mississippi State	2/28/17	-	-	-	-	-	-	-	-	-	-	-	-	-	-	-	-	-	-	-	-	-
at Ole Miss	3/4/17	-	-	-	-	-	-	-	-	-	-	-	-	-	-	-	-	-	-	-	-	-
vs. SEC Tournament	TBD	-	-	-	-	-	-	-	-	-	-	-	-	-	-	-	-	-	-	-	-	-
vs. NCAA Tournament	TBD	-	-	-	-	-	-	-	-	-	-	-	-	-	-	-	-	-	-	-	-	-

CAREER STATISTICS

Season	GP-GS	Min	Avg	FG	FGA	Pct	3FG	3FGA	Pct	FT	FTA	Pct	Off	Def	Tot	Avg	PF	FO	Ast	TO	Blk	Stl	Pts	Avg
2016-17	4-0	6	1.5	0	1	.000	0	1	.000	0	0	.000	0	0	0	0.0	1	0	0	2	0	0	0	0.0

CAREER SEC STATISTICS

Season	GP-GS	Min	Avg	FG	FGA	Pct	3FG	3FGA	Pct	FT	FTA	Pct	Off	Def	Tot	Avg	PF	FO	Ast	TO	Blk	Stl	Pts	Avg
2017																								

THE LAST TIME...

AN INDIVIDUAL ...

Scored 20 or more points:	South Carolina: Sindarius Thornwell (22) at Tennessee, Jan. 11, 2017, in Knoxville, Tenn. Opponent: DJ Hogg (25), Texas A&M, Jan. 7, 2017, in Columbia, S.C.
Scored 30 or more points:	South Carolina: Laimonas Chatkevicius (30), vs. High Point, March 15, 2016, in Columbia, S.C. Opponent: Kevin Punter (36), Tennessee, Jan. 23, 2016 in Knoxville, Tenn.
Scored 35 or more points:	South Carolina: Brenton Williams (38) vs. Mississippi State, March 6, 2013 in Columbia, S.C. Opponent: Kevin Punter (36), Tennessee, Jan. 23, 2016 in Knoxville, Tenn.
Scored 40 or more points:	South Carolina: N/A thru 1992-93 season Opponent: Austin Carr (43), Notre Dame, Dec. 30, 1969 in New Orleans, La.
Collected 20 or more rebounds:	South Carolina: Emmett Hall (23), vs. College of Charleston, Dec. 22, 1993 in Columbia, S.C. Opponent: Ekpe Udoh (20), Baylor, Jan. 2, 2010 in Columbia, S.C.
Collected 15 or more rebounds:	South Carolina: Michael Carrera (15), vs. Florida, Feb. 20, 2016 in Columbia, S.C. Opponent: Sebastian Saiz (15), Ole Miss, Jan. 14, 2017, in Columbia, S.C.
Made 12 or more field goals:	South Carolina: Laimonas Chatkevicius (15), vs. High Point, March 15, 2016, in Columbia, S.C. Opponent: Michael Frazier II (12), Florida, March 4, 2014 in Columbia, S.C.
Made 10 or more field goals:	South Carolina: PJ Dozier (10), vs. Clemson, Dec. 21, 2016, in Columbia, S.C. Opponent: Wes Clark (10), Missouri, Jan. 16, 2016, in Columbia, S.C.
Attempted 20 or more field goals:	South Carolina: PJ Dozier (22), vs. Clemson, Dec. 21, 2016, in Columbia, S.C. Opponent: Jamal Murray (21), Kentucky, Feb. 13, 2016, in Columbia, S.C.
Attempted 25 or more field goals:	South Carolina: Devan Downey, 25, at Kentucky, Feb. 25, 2010 in Lexington, Ky. Opponent: Kemmy Burgess (Alaska-Anchorage), 26, Nov. 24, 2005 in Anchorage, Alaska
Dished 10 or more assists:	South Carolina: Devan Downey, 11, vs. LSU, March 13, 2008 in Atlanta, Ga. Opponent: 11, Jabril Durham, Arkansas, March 5, 2016 in Fayetteville, Ark.
Swiped 5 or more steals:	South Carolina: Sindarius Thornwell, 5, vs. Texas A&M, Jan. 7, 2017 in Columbia, S.C. Opponent: 5, Allen Payne, Auburn, Feb. 26, 2014 in Auburn, Ala.
Blocked 5 or more shots:	South Carolina: Chris Silva, 5, vs. FIU, Dec. 4, 2016 in Columbia, S.C. Opponent: Avry Holmes (5), Clemson, Dec. 18, 2015 in Greenville, S.C.
Made 5 or more 3-point field goals:	South Carolina: Rakym Felder (5), vs. Lander, Dec. 27, 2016, in Columbia, S.C. Opponent: DJ Hogg (7), Texas A&M, Jan. 7, 2017, in Columbia, S.C.
Attempted 8 or more 3-point field goals:	South Carolina: Duane Notice (9), vs. Texas A&M, Jan. 7, 2017, in Columbia, S.C. Opponent: Opponent: DJ Hogg (9), Texas A&M, Jan. 7, 2017, in Columbia, S.C.
Made 10 or more free throws:	South Carolina: Michael Carrera (11), Kentucky, Feb. 13, 2016, in Columbia, S.C. Opponent: Dedric Lawson (11) and Markel Crawford (10), Memphis, Dec. 30, 2015, in Memphis, Tenn.
Attempted 15 or more free throws:	South Carolina: Michael Carrera (15), vs. Kentucky, Feb. 13, 2016, in Columbia, S.C. Opponent: Ryan Rosburg (17), at Tennessee, Feb. 16, 2016 in Columbia, Mo.
Played all 40 minutes of regulation:	South Carolina: Duane Notice, vs. Texas A&M, Feb. 21, 2015 in Columbia, S.C. Opponent: Frank Sullivan, Auburn, Jan. 12, 2013 in Columbia, S.C.
A player hit a last-second shot (within 3 seconds) to win a game:	South Carolina: PJ Dozier (Buzzer Beater), vs. Monmouth, Nov. 15, 2016, in Columbia, S.C. Opponent: JJ Frazier (Free Throws), Georgia, March 11, 2016 in Nashville, Tenn.
A player had a double-double:	South Carolina: Chris Silva (16 points, 11 rebounds), vs. Ole Miss, Jan. 14, 2017, in Columbia, S.C. Opponent: Sebastian Siaz (11 points, 15 rebounds), Ole Miss, Jan. 14, 2017, in Columbia, S.C.
Two or more players had a double-double:	S. Carolina: Michael Carrera (11 points, 10 rebounds), Sindarius Thornwell (18 points, 11 rebounds), at Georgia, Feb. 2, 2016, in Athens, Ga. Opponent: Alex Oriakhi (18 points, 11 rebounds), Earnest Ross (21 points, 10 rebounds) Missouri, Jan. 22, 2013 in Columbia, Mo.
A player had a triple-double:	South Carolina: Sam Muldrow (16 points, 14 rebounds, 10 blocks) vs. Vanderbilt, Jan. 8, 2011 in Columbia, S.C. *** Only second triple-double in South Carolina history (Chuck Eidson (25 points, 10 rebounds, 10 assists) vs. SC State, Nov. 29, 2002 in Columbia, S.C. Opponent: Daniel Hackett (Southern California - 22 points, 10 rebounds, 10 assists), Nov. 17, 2007 in Columbia, S.C.
Scored 30 or more points in back-to-back games:	South Carolina: Devan Downey, 30 vs. Kentucky, Jan. 26, 2010 in Columbia, S.C. 33 vs. Georgia, Jan. 30, 2010, in Columbia, S.C.
Scored 25 or more points in back-to-back games:	South Carolina: Devan Downey, 33 vs. Georgia, Jan. 30, 2010, in Columbia, S.C. 26 at Tennessee, Feb. 6, 2010 in Knoxville, Tenn.

A TEAM ...

Scored 100 or more points:	South Carolina: 103 vs. The Citadel, Nov. 12, 2007 in Columbia, S.C. Opponent: 107, Vanderbilt, Feb. 17, 1996 in Nashville, Tenn.
Scored 50 points or less:	South Carolina: 46, vs. Florida, March 4, 2014 in Columbia S.C. Opponent: 50, Vermont, Dec. 1, 2016 in Columbia, S.C.
Scored 50 points in a half:	South Carolina: 53 (1st half), vs. Lander, Dec. 27, 2016, in Columbia, S.C. Opponent: 52 (2nd half), Georgia Jan. 22, 2014 in Athens, Ga.
Failed to score 25 points in a half:	South Carolina: 23 (1st half), at Georgia, Feb. 2, 2016, in Athens, Ga. Opponent: 20 (1st half), Ole Miss, Jan. 14, 2017, in Columbia, S.C.

Collected 50 or more rebounds:	South Carolina: 50, vs. Alabama, Jan. 30, 2016, in Columbia, S.C. Opponent: 52, WKU, Nov. 27, 2010 in Bowling Green, Ky.
Shot 60% or better from the field:	South Carolina: 60.0% (39-65), vs. High Point, March 15, 2016, in Columbia, S.C. Opponent: 69.6% (32-46) Missouri, Feb. 28, 2013 in Columbia, S.C.
Shot 50% or better from the field:	South Carolina: 52.9% (27-51), vs. Texas A&M, Jan. 7, 2017, in Columbia, S.C. Opponent: 50.8% (30-59), Georgia Tech, March 21, 2016, in Columbia, S.C.
Shot less than 30% from the field:	South Carolina: 27.1% (16-59), vs. Texas A&M, Feb. 21, 2015 in Columbia, S.C. Opponent: 19.2% (10-52), Michigan, Nov. 23, 2016, in Columbia, S.C.
Shot 50% or better from 3-point range (at least 10 attempts):	South Carolina: 53.8% (7-13), at Tennessee, Jan. 11, 2017, in Knoxville, Tenn. Opponent: 54.5% (6-11), USE, Dec. 17, 2016, in Tampa, Fla.
Shot 20% or less from 3-point range (at least 10 attempts):	South Carolina: 14.3% (3-21), vs. Missouri, Jan. 16, 2016, in Columbia, S.C. Opponent: 9.1% (1-11), Tennessee, Jan. 11, 2017, in Knoxville, Tenn.
Dished 20 or more assists:	South Carolina: 25, vs. High Point, March 15, 2016, in Columbia, S.C. Opponent: 20, Mississippi State, Feb. 27, 2016, in Starkville, Miss.
Made 35 or more shots:	South Carolina: 35, vs. Lander, Dec. 27, 2016, in Columbia, S.C. Opponent: 35, vs. Tennessee, March 5, 2009 in Columbia, S.C.
Attempted 80 or more shots:	South Carolina: 83 vs. WKU Nov. 27, 2010 in Bowling Green, Ky. Opponent: 83, LSU, Feb. 10, 1996 in Columbia, S.C.
Attempted 70 or more shots:	South Carolina: 70, vs. Texas A&M, Jan. 7, 2017 in Columbia, S.C. Opponent: 71, Arkansas, Feb. 3, 2015 in Fayetteville, Ark.
Made 10 or more 3-pointers:	South Carolina: 10, vs. Lander, Dec. 27, 2016, in Columbia, S.C. Opponent: 11, Texas A&M, Jan. 7, 2017, in Columbia, S.C.
Did not make a 3-pointer:	South Carolina: vs. Milwaukee, Nov. 11, 2012 in Columbia, S.C. Opponent: Miss. State, Jan. 9, 2013 in Starkville, Miss.
Attempted 30 or more 3-pointers:	South Carolina: 31 vs. Alabama, Jan. 25, 2012 in Columbia, S.C. Opponent: 30, High Point, March 15, 2016, in Columbia, S.C.
Attempted 25 or more 3-pointers:	South Carolina: 25, vs. Texas A&M, Jan. 7, 2017, in Columbia, S.C. Opponent: 26, Michigan, Nov. 23, 2016, in Columbia, S.C.
Made 30 or more free throws:	South Carolina: 46 vs. Memphis, Jan. 2, 2015 in Columbia, S.C. Opponent: 30, Tennessee, Jan. 23, 2016 in Knoxville, Tenn.
Attempted 40 or more free throws:	South Carolina: 46, vs. Alabama, Jan. 30, 2016, in Columbia, S.C. Opponent: 42, Kentucky, March 1, 2014 in Columbia, S.C.
Swiped 15 or more steals:	South Carolina: 15 vs. Vanderbilt, Jan. 16, 2010 in Columbia, S.C. Opponent: 15, Monmouth, Nov. 15, 2016, in Columbia, S.C.
Blocked 12 or more shots:	South Carolina: 12, vs. Vanderbilt, Jan. 8, 2011 in Columbia, S.C. Opponent: 12, Mississippi State, Jan. 26, 2016, in Columbia, S.C.
Blocked 8 or more shots:	South Carolina: 8, at Georgia, Jan. 4, 2017, in Athens, Ga. Opponent: 9, Georgia, March 3, 2016 in Columbia, S.C.
Won by 30 or more points:	South Carolina: 42, vs. SC State, Nov. 18, 2016, in Columbia, S.C. Opponent: 34, Kentucky, Feb. 14, 2015 in Lexington, Ky.
Won by 20 or more points:	South Carolina: 28, vs. Lander, Dec. 27, 2016, in Columbia, S.C. Opponent: 27, Kentucky, Feb. 13, 2016, in Columbia, S.C.
Played a single overtime game:	Win: 70-69, vs. Monmouth, Nov. 15, 2016, in Columbia, S.C. Loss: 62-54 at Georgia, Feb. 23, 2013 in Athens, Ga.
Played a double overtime game:	Win: 87-85 vs. WKU, Nov. 27, 2010 in Bowling Green, Ky. Loss: 98-88 vs. Louisville, Feb. 20, 1988 in Columbia, S.C.
South Carolina played a No. 1 Team in the country:	Win: 68-62 vs. Kentucky, Jan. 26, 2010 in Columbia, S.C. Loss: 77-43 loss at Kentucky, Feb. 14, 2015 in Lexington, Ky.
South Carolina played a top-5 opponent:	Win: 68-62 vs. No. 1/1 Kentucky, Jan. 26, 2010 in Columbia, S.C. Loss: 75-36 loss to No. 4/4 Florida, Jan. 30, 2013 in Gainesville, Fla.
South Carolina played a top-10 opponent:	Win: 81-78 at No. 8/8 Texas A&M, Feb. 6, 2016, in College Station, Texas Loss: 58-43 loss vs. Kentucky, Jan. 24, 2015 in Columbia, S.C.
South Carolina played a top-25 opponent:	Win: 64-50 vs. No. 18/16 Syracuse, Nov. 26, 2016, in Brooklyn, N.Y. Loss: 89-62 loss vs. No. 22/21 Kentucky, Feb. 13, 2016, in Columbia, S.C.
South Carolina defeated a ranked opponent:	Home: 61-46 win over No. 25/24 Michigan, Nov. 23, 2016 in Columbia, S.C. Away: 77-73 at No. 13/19 Vanderbilt, March 6, 2010 in Nashville, Tenn. Neutral: 64-50 vs. No. 18/16 Syracuse, Nov. 26, 2016 in Brooklyn, N.Y. SEC Home: Win: 72-67 win over No. 17/15 Kentucky, March 1, 2014 in Columbia, S.C.
South Carolina defeated a top 10 opponent:	SEC Away: 81-78 at No. 8/8 Texas A&M, Feb. 6, 2016, in College Station, Texas Non-conference away: 85-84 at No. 19/20 Baylor, Jan. 2, 2009 in Waco, Texas Home: Win: 68-62 win vs. No. 1/1 Kentucky, Jan. 26, 2010 in Columbia, S.C. Away: 81-78 at No. 8/8 Texas A&M, Feb. 6, 2016, in College Station, Texas Neutral: 64-60 vs. No. 9/9 Iowa State, Jan. 3, 2015 in Brooklyn, N.Y.
A South Carolina win opened the season:	Home: 85-76 win vs. La Tech on Nov. 11, 2016, in Columbia, S.C. Away: 81-63 win at Western Carolina, Nov. 12, 2005 in Cullowhee, N.C. Neutral: 74-61 win vs. Chaminade, Nov. 19, 2001 in Maui, Hawaii (Maui Invite)
South Carolina opened SEC play:	Home: 79-68 win vs. Texas A&M, Jan. 7, 2017 in Columbia, S.C. Away: 67-61 win at Georgia, Jan. 4, 2017, in Athens, Ga.



South Carolina Basketball
 South Carolina Combined Team Statistics (as of Jan 14, 2017)
 All games

Overall record: 14-3 Conf: 4-0 Home: 10-1 Away: 3-1 Neutral: 1-1

##	Player	gp-gs	min	avg	Total		3-Point		F-Throw		Rebounds				pf	dq	a	to	blk	stl	pts	avg
					fg-fga	fg%	3fg-fga	3fg%	ft-fa	ft%	off	def	tot	avg								
00	THORNWELL, Sindari	11-11	351	31.9	64-141	.454	17-42	.405	53-64	.828	28	50	78	7.1	22	0	39	28	13	28	198	18.0
15	DOZIER, PJ	17-17	459	27.0	94-214	.439	28-68	.412	37-51	.725	16	66	82	4.8	47	2	52	38	3	35	253	14.9
10	NOTICE, Duane	17-17	528	31.1	52-150	.347	32-101	.317	33-50	.660	13	24	37	2.2	22	0	42	29	1	15	169	9.9
30	SILVA, Chris	17-17	339	19.9	59-102	.578	0-0	.000	47-66	.712	39	68	107	6.3	63	4	6	28	33	10	165	9.7
21	KOTSAR, Maik	17-17	400	23.5	58-109	.532	0-0	.000	10-23	.435	43	50	93	5.5	50	1	10	20	8	13	126	7.4
04	FELDER, Rakym	16-0	229	14.3	31-68	.456	19-39	.487	17-24	.708	5	19	24	1.5	17	0	25	23	4	12	98	6.1
20	MCKIE, Justin	17-6	332	19.5	32-87	.368	10-36	.278	11-18	.611	15	31	46	2.7	24	0	24	10	3	12	85	5.0
02	GRAVETT, Hassani	16-0	317	19.8	24-74	.324	10-39	.256	13-20	.650	7	21	28	1.8	26	1	28	25	1	7	71	4.4
24	KEITA, Sedee	13-0	158	12.2	8-30	.267	0-0	.000	6-11	.545	12	20	32	2.5	21	0	2	7	6	4	22	1.7
05	BLANTON, TeMarcus	7-0	38	5.4	3-8	.375	2-3	.667	1-2	.500	2	7	9	1.3	4	0	1	3	0	2	9	1.3
12	GUEYE, Khadim	16-0	135	8.4	3-10	.300	0-0	.000	5-8	.625	6	13	19	1.2	28	0	1	7	6	2	11	0.7
14	TUT, Ran	9-0	53	5.9	3-9	.333	0-1	.000	0-0	.000	4	11	15	1.7	2	0	2	1	3	3	6	0.7
31	HOLLIMAN, Jarrell	11-0	70	6.4	2-6	.333	0-0	.000	2-2	1.000	2	6	8	0.7	12	0	2	1	1	0	6	0.5
25	SCHMITT, Christian	4-0	6	1.5	0-1	.000	0-1	.000	0-0	.000	0	0	0	0.0	1	0	0	2	0	0	0	0.0
13	CORCHIANI, Tommy	4-0	7	1.8	0-0	.000	0-0	.000	0-0	.000	0	1	1	0.3	3	0	0	1	0	0	0	0.0
23	HINSON, Evan	1-0	3	3.0	0-0	.000	0-0	.000	0-0	.000	0	0	0	0.0	1	0	0	0	0	0	0	0.0
Team											28	28	56				7					
Total.....		17	3425		433-1009	.429	118-330	.358	235-339	.693	220	415	635	37.4	343	8	234	230	82	143	1219	71.7
Opponents.....		17	3425		319-876	.364	80-287	.279	298-418	.713	194	386	580	34.1	324	5	146	291	46	111	1016	59.8

TEAM STATISTICS	SC	OPP	Date	Opponent	Score	Att.
SCORING	1219	1016	11/11/16	LOUISIANA TECH	w 85-76	13344
Points per game	71.7	59.8	^ 11/13/16	HOLY CROSS	w 81-49	9270
Scoring margin	+11.9	-	^ 11/15/16	MONMOUTH	wot 70-69	9779
FIELD GOALS-ATT	433-1009	319-876	^ 11/18/16	SC STATE	w 92-50	10159
Field goal pct	.429	.364	11/23/16	MICHIGAN	w 61-46	13051
3 POINT FG-ATT	118-330	80-287	\$ 11/26/16	vs Syracuse	w 64-50	8733
3-point FG pct	.358	.279	12/1/16	VERMONT	w 68-50	11579
3-pt FG made per game	6.9	4.7	12/4/16	FIU	w 70-54	10587
FREE THROWS-ATT	235-339	298-418	12/12/16	vs SETON HALL	L 64-67	7558
Free throw pct	.693	.713	12/17/16	at USF	w 77-66	2489
F-Throws made per game	13.8	17.5	12/21/16	CLEMSON	L 60-62	17026
REBOUNDS	635	580	12/27/16	LANDER	w 90-62	10088
Rebounds per game	37.4	34.1	12/30/16	at Memphis	L 54-70	10812
Rebounding margin	+3.2	-	* 01/04/17	at Georgia	w 67-61	8856
ASSISTS	234	146	* 1/7/17	TEXAS A&M	w 79-68	14249
Assists per game	13.8	8.6	* 01/11/17	at Tennessee	w 70-60	13794
TURNOVERS	230	291	* 1/14/17	OLE MISS	w 67-56	15202
Turnovers per game	13.5	17.1				
Turnover margin	+3.6	-				
Assist/turnover ratio	1.0	0.5				
STEALS	143	111				
Steals per game	8.4	6.5				
BLOCKS	82	46				
Blocks per game	4.8	2.7				
ATTENDANCE	134334	52242				
Home games-Avg/Game	11-12212	4-8988				
Neutral site-Avg/Game	-	2-8146				

^ = Brooklyn Hoops Holiday Invitational (Columbia, S.C.)
 \$ = Brooklyn Hoops Holiday Invitational (Brooklyn, N.Y.)
 * = Conference game

Score by Periods	1st	2nd	OT	Totals
South Carolina	618	591	10	1219
Opponents	472	535	9	1016



South Carolina Basketball
 South Carolina Combined Team Statistics (as of Jan 14, 2017)
 Conference games

RECORD:	OVERALL	HOME	AWAY	NEUTRAL
ALL GAMES	4-0	2-0	2-0	0-0
CONFERENCE	4-0	2-0	2-0	0-0
NON-CONFERENCE	0-0	0-0	0-0	0-0

##	Player	gp-gs	min	avg	Total		3-Point		F-Throw		Rebounds				pf	dq	a	to	blk	stl	pts	avg
					fg-fga	fg%	3fg-fga	3fg%	ft-fa	ft%	off	def	tot	avg								
00	THORNWELL, Sindari	4-4	134	33.5	23-55	.418	3-13	.231	18-24	.750	14	17	31	7.8	8	0	10	9	4	17	67	16.8
15	DOZIER, PJ	4-4	105	26.3	18-48	.375	5-16	.313	13-17	.765	5	15	20	5.0	10	1	14	11	0	4	54	13.5
30	SILVA, Chris	4-4	96	24.0	19-32	.594	0-0	.000	10-13	.769	8	13	21	5.3	13	0	1	2	7	4	48	12.0
10	NOTICE, Duane	4-4	121	30.3	12-32	.375	8-23	.348	7-11	.636	4	5	9	2.3	7	0	8	4	0	4	39	9.8
04	FELDER, Rakym	4-0	59	14.8	11-25	.440	5-12	.417	9-11	.818	2	8	10	2.5	3	0	5	6	0	5	36	9.0
02	GRAVETT, Hassani	4-0	63	15.8	5-15	.333	3-9	.333	5-6	.833	2	1	3	0.8	3	0	5	7	0	0	18	4.5
21	KOTSAR, Maik	4-4	88	22.0	6-20	.300	0-0	.000	1-3	.333	11	9	20	5.0	14	1	1	7	3	1	13	3.3
20	MCKIE, Justin	4-0	48	12.0	2-7	.286	2-2	1.000	2-4	.500	4	3	7	1.8	4	0	4	1	1	1	8	2.0
12	GUEYE, Khadim	3-0	14	4.7	0-0	.000	0-0	.000	0-0	.000	0	2	2	0.7	3	0	0	2	0	1	0	0.0
24	KEITA, Sedee	4-0	35	8.8	0-3	.000	0-0	.000	0-3	.000	0	7	7	1.8	7	0	0	2	3	1	0	0.0
05	BLANTON, TeMarcus	4-0	24	6.0	0-3	.000	0-0	.000	0-0	.000	1	3	4	1.0	4	0	1	2	0	2	0	0.0
23	HINSON, Evan	1-0	3	3.0	0-0	.000	0-0	.000	0-0	.000	0	0	0	0.0	1	0	0	0	0	0	0	0.0
14	TUT, Ran	2-0	8	4.0	0-0	.000	0-0	.000	0-0	.000	0	0	0	0.0	1	0	0	1	0	0	0	0.0
13	CORCHIANI, Tommy	1-0	2	2.0	0-0	.000	0-0	.000	0-0	.000	0	0	0	0.0	0	0	0	0	0	0	0	0.0
Team											5	5	10				2					
Total.....		4	800		96-240	.400	26-75	.347	65-92	.707	56	88	144	36.0	78	2	49	56	18	40	283	70.8
Opponents.....		4	800		78-205	.380	21-60	.350	68-91	.747	51	95	146	36.5	77	0	44	84	15	20	245	61.2

TEAM STATISTICS	SC	OPP	Date	Opponent	Score	Att.
SCORING	283	245	* 01/04/17	at Georgia	w 67-61	8856
Points per game	70.8	61.2	* 1/7/17	TEXAS A&M	w 79-68	14249
Scoring margin	+9.5	-	* 01/11/17	at Tennessee	w 70-60	13794
FIELD GOALS-ATT	96-240	78-205	* 1/14/17	OLE MISS	w 67-56	15202
Field goal pct	.400	.380	^ = Brooklyn Hoops Holiday Invitational (Columbia, S.C.)			
3 POINT FG-ATT	26-75	21-60	\$ = Brooklyn Hoops Holiday Invitational (Brooklyn, N.Y.)			
3-point FG pct	.347	.350	* = Conference game			
3-pt FG made per game	6.5	5.3				
FREE THROWS-ATT	65-92	68-91				
Free throw pct	.707	.747				
F-Throws made per game	16.3	17.0				
REBOUNDS	144	146				
Rebounds per game	36.0	36.5				
Rebounding margin	-0.5	-				
ASSISTS	49	44				
Assists per game	12.3	11.0				
TURNOVERS	56	84				
Turnovers per game	14.0	21.0				
Turnover margin	+7.0	-				
Assist/turnover ratio	0.9	0.5				
STEALS	40	20				
Steals per game	10.0	5.0				
BLOCKS	18	15				
Blocks per game	4.5	3.8				
ATTENDANCE	29451	22650				
Home games-Avg/Game	2-14726	2-11325				
Neutral site-Avg/Game	-	0-0				

Score by Periods	1st	2nd	Totals
South Carolina	133	150	283
Opponents	113	132	245



South Carolina Basketball
 South Carolina Team Game-by-Game Comparison (as of Jan 16, 2017)
 All games

Opponent	1st	2nd	Score	Mar	Total FG	FG Pct	3-Pointers	3FG Pct	Free Throws	FT Pct	Rebounds	Assist	T/Over	Block	Steal	Fouls
LOUISIANA TECH	42/31	43/45	85-76	+9	30-57/24-55	.526/.436	9-18/7-20	.500/.350	16-26/21-30	.615/.700	35/29 +6	16/8	15/14	4/4	6/11	20/28
HOLY CROSS	44/32	37/17	81-49	+32	27-46/17-45	.587/.378	12-24/5-20	.500/.250	15-16/10-15	.938/.667	32/16 +16	17/12	11/9	6/0	4/3	17/16
MONMOUTH	29/22	31/38	70-69	+1	23-68/20-65	.338/.308	7-23/6-28	.304/.214	17-25/23-27	.680/.852	46/41 +5	15/10	20/18	5/4	7/15	22/24
SC STATE	50/25	42/25	92-50	+42	33-65/16-52	.508/.308	8-24/5-14	.333/.357	18-21/13-21	.857/.619	47/24 +23	17/6	13/14	9/1	6/6	17/19
MICHIGAN	33/27	28/19	61-46	+15	23-53/10-52	.434/.192	4-15/2-26	.267/.077	11-18/24-32	.611/.750	40/36 +4	10/2	13/16	6/0	5/7	24/17
Syracuse	37/26	27/24	64-50	+14	23-51/14-44	.451/.318	4-13/6-15	.308/.400	14-19/16-26	.737/.615	37/30 +7	13/9	15/17	1/2	12/6	21/19
VERMONT	43/32	25/18	68-50	+18	29-62/18-51	.468/.353	4-13/5-20	.308/.250	6-7/9-14	.857/.643	36/31 +5	18/5	13/18	3/2	11/7	15/14
FIU	36/22	34/32	70-54	+16	25-61/19-46	.410/.413	8-21/5-15	.381/.333	12-19/11-16	.632/.688	34/35 (1)	15/5	9/23	6/1	13/7	17/18
SETON HALL	34/27	30/40	64-67	(3)	22-57/19-55	.386/.345	5-16/3-12	.313/.250	15-25/26-36	.600/.722	35/49 (14)	6/6	13/17	4/2	10/6	23/18
USF	31/37	46/29	77-66	+11	27-62/21-50	.435/.420	10-25/6-11	.400/.545	13-20/18-27	.650/.667	34/41 (7)	18/5	7/17	4/2	9/3	21/18
CLEMSON	25/29	35/33	60-62	(2)	22-62/21-51	.355/.412	2-16/3-16	.125/.188	14-20/17-27	.700/.630	35/36 (1)	10/8	14/15	4/5	8/9	22/21
LANDER	53/16	37/46	90-62	+28	35-68/22-62	.515/.355	10-22/5-23	.455/.217	10-16/13-19	.625/.684	45/34 +11	18/12	12/13	10/4	6/7	16/17
Memphis	28/33	26/37	54-70	(16)	18-57/20-43	.316/.465	9-25/1-7	.360/.143	9-15/29-37	.600/.784	35/32 +3	12/14	19/16	2/4	6/4	30/18
Georgia	36/34	31/27	67-61	+6	26-61/17-47	.426/.362	5-17/4-13	.294/.308	10-17/23-30	.588/.767	34/40 (6)	11/10	8/16	8/3	7/2	23/17
TEXAS A&M	36/38	43/30	79-68	+11	28-70/27-51	.400/.529	9-25/11-19	.360/.579	14-17/3-5	.824/.600	30/37 (7)	14/16	6/25	2/4	11/3	10/15
Tennessee	27/21	43/39	70-60	+10	22-54/17-52	.407/.327	7-13/1-11	.538/.091	19-27/25-33	.704/.758	38/37 +1	12/10	22/22	5/5	12/6	26/22
OLE MISS	34/20	33/36	67-56	+11	20-55/17-55	.364/.309	5-20/5-17	.250/.294	22-31/17-23	.710/.739	42/32 +10	12/8	20/21	3/3	10/9	19/23

Note: Game totals are displayed in the format TEAM/OPPONENT for each category



South Carolina Basketball
 South Carolina Category Leaders (as of Jan 16, 2017)
 All games

Points	G	Pts	Pts/G
DOZIER, PJ	17	253	14.9
THORNWELL, Sindarius	11	198	18.0
NOTICE, Duane	17	169	9.9
SILVA, Chris	17	165	9.7
KOTSAR, Maik	17	126	7.4
FELDER, Rakym	16	98	6.1
MCKIE, Justin	17	85	5.0
GRAVETT, Hassani	16	71	4.4
KEITA, Sedee	13	22	1.7
GUEYE, Khadim	16	11	0.7
BLANTON, TeMarcus	7	9	1.3
HOLLIMAN, Jarrell	11	6	0.5
TUT, Ran	9	6	0.7

FG Percentage	FG	Att	Pct
SILVA, Chris	59	102	.578
KOTSAR, Maik	58	109	.532
FELDER, Rakym	31	68	.456
THORNWELL, Sindarius	64	141	.454
DOZIER, PJ	94	214	.439
BLANTON, TeMarcus	3	8	.375
MCKIE, Justin	32	87	.368
NOTICE, Duane	52	150	.347
TUT, Ran	3	9	.333
HOLLIMAN, Jarrell	2	6	.333
GRAVETT, Hassani	24	74	.324
GUEYE, Khadim	3	10	.300

3-Point Percentage	3FG	Att	Pct
BLANTON, TeMarcus	2	3	.667
FELDER, Rakym	19	39	.487
DOZIER, PJ	28	68	.412
THORNWELL, Sindarius	17	42	.405
NOTICE, Duane	32	101	.317
MCKIE, Justin	10	36	.278
GRAVETT, Hassani	10	39	.256
TUT, Ran	0	1	.000
SCHMITT, Christian	0	1	.000

Free Throw Percent	FG	Att	Pct
HOLLIMAN, Jarrell	2	2	1.000
THORNWELL, Sindarius	53	64	.828
DOZIER, PJ	37	51	.725
SILVA, Chris	47	66	.712
FELDER, Rakym	17	24	.708
NOTICE, Duane	33	50	.660
GRAVETT, Hassani	13	20	.650
GUEYE, Khadim	5	8	.625
MCKIE, Justin	11	18	.611
KEITA, Sedee	6	11	.545
BLANTON, TeMarcus	1	2	.500
KOTSAR, Maik	10	23	.435

Scoring Average	G	Pts	Avg/G
THORNWELL, Sindarius	11	198	18.0
DOZIER, PJ	17	253	14.9
NOTICE, Duane	17	169	9.9
SILVA, Chris	17	165	9.7
KOTSAR, Maik	17	126	7.4
FELDER, Rakym	16	98	6.1
MCKIE, Justin	17	85	5.0
GRAVETT, Hassani	16	71	4.4
KEITA, Sedee	13	22	1.7
BLANTON, TeMarcus	7	9	1.3
GUEYE, Khadim	16	11	0.7
TUT, Ran	9	6	0.7

Field Goal Attempts	G	Att	Att/G
DOZIER, PJ	17	214	12.6
NOTICE, Duane	17	150	8.8
THORNWELL, Sindarius	11	141	12.8
KOTSAR, Maik	17	109	6.4
SILVA, Chris	17	102	6.0

Field Goals Made	G	Made	Made/G
DOZIER, PJ	17	94	5.5
THORNWELL, Sindarius	11	64	5.8
SILVA, Chris	17	59	3.5
KOTSAR, Maik	17	58	3.4
NOTICE, Duane	17	52	3.1

3-Point FG Attempts	G	Att	Att/G
NOTICE, Duane	17	101	5.9
DOZIER, PJ	17	68	4.0
THORNWELL, Sindarius	11	42	3.8
FELDER, Rakym	16	39	2.4
GRAVETT, Hassani	16	39	2.4

3-Point FG Made	G	Made	Made/G
NOTICE, Duane	17	32	1.9
DOZIER, PJ	17	28	1.6
FELDER, Rakym	16	19	1.2
THORNWELL, Sindarius	11	17	1.5
GRAVETT, Hassani	16	10	0.6
MCKIE, Justin	17	10	0.6

Free Throw Attempts	G	Att	Att/G
SILVA, Chris	17	66	3.9
THORNWELL, Sindarius	11	64	5.8
DOZIER, PJ	17	51	3.0
NOTICE, Duane	17	50	2.9
FELDER, Rakym	16	24	1.5

Free Throws Made	G	Made	Made/G
THORNWELL, Sindarius	11	53	4.8
SILVA, Chris	17	47	2.8
DOZIER, PJ	17	37	2.2
NOTICE, Duane	17	33	1.9
FELDER, Rakym	16	17	1.1



South Carolina Basketball
South Carolina Category Leaders (as of Jan 16, 2017)
All games

Rebounds	G	Reb	Reb/G
SILVA, Chris	17	107	6.3
KOTSAR, Maik	17	93	5.5
DOZIER, PJ	17	82	4.8
THORNWELL, Sindarius	11	78	7.1
MCKIE, Justin	17	46	2.7

Rebound Average	G	Reb	Avg/G
THORNWELL, Sindarius	11	78	7.1
SILVA, Chris	17	107	6.3
KOTSAR, Maik	17	93	5.5
DOZIER, PJ	17	82	4.8
MCKIE, Justin	17	46	2.7

Offensive Rebounds	G	No.	Avg/G
KOTSAR, Maik	17	43	2.5
SILVA, Chris	17	39	2.3
THORNWELL, Sindarius	11	28	2.5
DOZIER, PJ	17	16	0.9
MCKIE, Justin	17	15	0.9

Defensive Rebounds	G	No.	Avg/G
SILVA, Chris	17	68	4.0
DOZIER, PJ	17	66	3.9
KOTSAR, Maik	17	50	2.9
THORNWELL, Sindarius	11	50	4.5
MCKIE, Justin	17	31	1.8

Fouls	G	No.	Per/G
SILVA, Chris	17	63	3.7
KOTSAR, Maik	17	50	2.9
DOZIER, PJ	17	47	2.8
GUEYE, Khadim	16	28	1.8
GRAVETT, Hassani	16	26	1.6

Foulsouts	G	No.
SILVA, Chris	17	4
DOZIER, PJ	17	2
GRAVETT, Hassani	16	1
KOTSAR, Maik	17	1

Assists	G	No.	Ast/G
DOZIER, PJ	17	52	3.1
NOTICE, Duane	17	42	2.5
THORNWELL, Sindarius	11	39	3.5
GRAVETT, Hassani	16	28	1.8
FELDER, Rakym	16	25	1.6

Steals	G	No.	Stl/G
DOZIER, PJ	17	35	2.1
THORNWELL, Sindarius	11	28	2.5
NOTICE, Duane	17	15	0.9
KOTSAR, Maik	17	13	0.8
MCKIE, Justin	17	12	0.7
FELDER, Rakym	16	12	0.8

Blocked Shots	G	No.	Blk/G
SILVA, Chris	17	33	1.9
THORNWELL, Sindarius	11	13	1.2
KOTSAR, Maik	17	8	0.5
GUEYE, Khadim	16	6	0.4
KEITA, Sedee	13	6	0.5

Minutes	G	No.	Min/G
NOTICE, Duane	17	528	31.1
DOZIER, PJ	17	459	27.0
KOTSAR, Maik	17	400	23.5
THORNWELL, Sindarius	11	351	31.9
SILVA, Chris	17	339	19.9

Turnovers	G	No.	TO/G
DOZIER, PJ	17	38	2.2
NOTICE, Duane	17	29	1.7
SILVA, Chris	17	28	1.6
THORNWELL, Sindarius	11	28	2.5
GRAVETT, Hassani	16	25	1.6



South Carolina Basketball
 South Carolina Team High/Low Analysis (as of Jan 16, 2017)
 All games

South Carolina - TEAM GAME HIGHS

POINTS	92	SC STATE (11/18/16)
	90	LANDER (12/27/16)
	85	LOUISIANA TECH (11/11/16)
	81	HOLY CROSS (11/13/16)
	79	TEXAS A&M (1/7/17)
FIELD GOALS MADE	35	LANDER (12/27/16)
	33	SC STATE (11/18/16)
FIELD GOAL ATTEMPTS	70	TEXAS A&M (1/7/17)
	68	LANDER (12/27/16)
	68	MONMOUTH (11/15/16)
FIELD GOAL PERCENTAGE	.587 (27-46)	HOLY CROSS (11/13/16)
	.526 (30-57)	LOUISIANA TECH (11/11/16)
3 PT FIELD GOALS MADE	12	HOLY CROSS (11/13/16)
	10	LANDER (12/27/16)
	10	at USF (12/17/16)
3 PT FG ATTEMPTS	25	TEXAS A&M (1/7/17)
	25	at Memphis (12/30/16)
	25	at USF (12/17/16)
3 PT FG PERCENTAGE	.538 (7-13)	at Tennessee (01/11/17)
	.500 (12-24)	HOLY CROSS (11/13/16)
	.500 (9-18)	LOUISIANA TECH (11/11/16)
FREE THROWS MADE	22	OLE MISS (1/14/17)
	19	at Tennessee (01/11/17)
FREE THROW ATTEMPTS	31	OLE MISS (1/14/17)
	27	at Tennessee (01/11/17)
FREE THROW PERCENTAGE	.938 (15-16)	HOLY CROSS (11/13/16)
	.857 (18-21)	SC STATE (11/18/16)
	.857 (6-7)	VERMONT (12/1/16)
REBOUNDS	47	SC STATE (11/18/16)
	46	MONMOUTH (11/15/16)
ASSISTS	18	LANDER (12/27/16)
	18	at USF (12/17/16)
	18	VERMONT (12/1/16)
STEALS	13	FIU (12/4/16)
	12	at Tennessee (01/11/17)
	12	vs Syracuse (11/26/16)
BLOCKED SHOTS	10	LANDER (12/27/16)
	9	SC STATE (11/18/16)
TURNOVERS	22	at Tennessee (01/11/17)
	20	OLE MISS (1/14/17)
	20	MONMOUTH (11/15/16)
FOULS	30	at Memphis (12/30/16)
	26	at Tennessee (01/11/17)



South Carolina Basketball
South Carolina High/Low Analysis (as of Jan 16, 2017)
All games

Opponent - GAME HIGHS

POINTS	76	LOUISIANA TECH (11/11/16)
	70	at Memphis (12/30/16)
	69	MONMOUTH (11/15/16)
	68	TEXAS A&M (1/7/17)
	67	vs SETON HALL (12/12/16)
FIELD GOALS MADE	27	TEXAS A&M (1/7/17)
	24	LOUISIANA TECH (11/11/16)
FIELD GOAL ATTEMPTS	65	MONMOUTH (11/15/16)
	62	LANDER (12/27/16)
FIELD GOAL PERCENTAGE	.529 (27-51)	TEXAS A&M (1/7/17)
	.465 (20-43)	at Memphis (12/30/16)
3 PT FIELD GOALS MADE	11	TEXAS A&M (1/7/17)
	7	LOUISIANA TECH (11/11/16)
3 PT FG ATTEMPTS	28	MONMOUTH (11/15/16)
	26	MICHIGAN (11/23/16)
3 PT FG PERCENTAGE	.579 (11-19)	TEXAS A&M (1/7/17)
	.545 (6-11)	at USF (12/17/16)
FREE THROWS MADE	29	at Memphis (12/30/16)
	26	vs SETON HALL (12/12/16)
FREE THROW ATTEMPTS	37	at Memphis (12/30/16)
	36	vs SETON HALL (12/12/16)
FREE THROW PERCENTAGE	.852 (23-27)	MONMOUTH (11/15/16)
	.784 (29-37)	at Memphis (12/30/16)
REBOUNDS	49	vs SETON HALL (12/12/16)
	41	at USF (12/17/16)
	41	MONMOUTH (11/15/16)
ASSISTS	16	TEXAS A&M (1/7/17)
	14	at Memphis (12/30/16)
STEALS	15	MONMOUTH (11/15/16)
	11	LOUISIANA TECH (11/11/16)
BLOCKED SHOTS	5	at Tennessee (01/11/17)
	5	CLEMSON (12/21/16)
TURNOVERS	25	TEXAS A&M (1/7/17)
	23	FIU (12/4/16)
FOULS	28	LOUISIANA TECH (11/11/16)
	24	MONMOUTH (11/15/16)



South Carolina Basketball
South Carolina High/Low Analysis (as of Jan 16, 2017)
All games

South Carolina - GAME LOWS

POINTS	54	at Memphis (12/30/16)
	60	CLEMSON (12/21/16)
	61	MICHIGAN (11/23/16)
	64	vs Syracuse (11/26/16)
	64	vs SETON HALL (12/12/16)
FIELD GOALS MADE	18	at Memphis (12/30/16)
	20	OLE MISS (1/14/17)
FIELD GOAL ATTEMPTS	46	HOLY CROSS (11/13/16)
	51	vs Syracuse (11/26/16)
FIELD GOAL PERCENTAGE	.316 (18-57)	at Memphis (12/30/16)
	.338 (23-68)	MONMOUTH (11/15/16)
3 PT FIELD GOALS MADE	2	CLEMSON (12/21/16)
	4	MICHIGAN (11/23/16)
	4	vs Syracuse (11/26/16)
	4	VERMONT (12/1/16)
3 PT FG ATTEMPTS	13	vs Syracuse (11/26/16)
	13	VERMONT (12/1/16)
	13	at Tennessee (01/11/17)
3 PT FG PERCENTAGE	.125 (2-16)	CLEMSON (12/21/16)
	.250 (5-20)	OLE MISS (1/14/17)
FREE THROWS MADE	6	VERMONT (12/1/16)
	9	at Memphis (12/30/16)
FREE THROW ATTEMPTS	7	VERMONT (12/1/16)
	15	at Memphis (12/30/16)
FREE THROW PERCENTAGE	.588 (10-17)	at Georgia (01/04/17)
	.600 (9-15)	at Memphis (12/30/16)
	.600 (15-25)	vs SETON HALL (12/12/16)
REBOUNDS	30	TEXAS A&M (1/7/17)
	32	HOLY CROSS (11/13/16)
ASSISTS	6	vs SETON HALL (12/12/16)
	10	MICHIGAN (11/23/16)
	10	CLEMSON (12/21/16)
STEALS	4	HOLY CROSS (11/13/16)
	5	MICHIGAN (11/23/16)
BLOCKED SHOTS	1	vs Syracuse (11/26/16)
	2	at Memphis (12/30/16)
	2	TEXAS A&M (1/7/17)
TURNOVERS	6	TEXAS A&M (1/7/17)
	7	at USF (12/17/16)
FOULS	10	TEXAS A&M (1/7/17)
	15	VERMONT (12/1/16)



South Carolina Basketball
South Carolina High/Low Analysis (as of Jan 16, 2017)
All games

Opponent - GAME LOWS

POINTS	46	MICHIGAN (11/23/16)
	49	HOLY CROSS (11/13/16)
	50	SC STATE (11/18/16)
	50	vs Syracuse (11/26/16)
	50	VERMONT (12/1/16)
FIELD GOALS MADE	10	MICHIGAN (11/23/16)
	14	vs Syracuse (11/26/16)
FIELD GOAL ATTEMPTS	43	at Memphis (12/30/16)
	44	vs Syracuse (11/26/16)
FIELD GOAL PERCENTAGE	.192 (10-52)	MICHIGAN (11/23/16)
	.308 (16-52)	SC STATE (11/18/16)
	.308 (20-65)	MONMOUTH (11/15/16)
3 PT FIELD GOALS MADE	1	at Memphis (12/30/16)
	1	at Tennessee (01/11/17)
3 PT FG ATTEMPTS	7	at Memphis (12/30/16)
	11	at USF (12/17/16)
	11	at Tennessee (01/11/17)
3 PT FG PERCENTAGE	.077 (2-26)	MICHIGAN (11/23/16)
	.091 (1-11)	at Tennessee (01/11/17)
FREE THROWS MADE	3	TEXAS A&M (1/7/17)
	9	VERMONT (12/1/16)
FREE THROW ATTEMPTS	5	TEXAS A&M (1/7/17)
	14	VERMONT (12/1/16)
FREE THROW PERCENTAGE	.600 (3-5)	TEXAS A&M (1/7/17)
	.615 (16-26)	vs Syracuse (11/26/16)
REBOUNDS	16	HOLY CROSS (11/13/16)
	24	SC STATE (11/18/16)
ASSISTS	2	MICHIGAN (11/23/16)
	5	VERMONT (12/1/16)
	5	FIU (12/4/16)
	5	at USF (12/17/16)
STEALS	2	at Georgia (01/04/17)
	3	HOLY CROSS (11/13/16)
	3	at USF (12/17/16)
	3	TEXAS A&M (1/7/17)
BLOCKED SHOTS	0	HOLY CROSS (11/13/16)
	0	MICHIGAN (11/23/16)
TURNOVERS	9	HOLY CROSS (11/13/16)
	13	LANDER (12/27/16)
FOULS	14	VERMONT (12/1/16)
	15	TEXAS A&M (1/7/17)



South Carolina Basketball
South Carolina Player High/Low Analysis (as of Jan 16, 2017)
All games

South Carolina - I N D I V I D U A L G A M E H I G H S

Points	27		NOTICE, Duane vs FIU (12/4/16)
	26		DOZIER, PJ vs Clemson (12/21/16)
	24		DOZIER, PJ at Georgia (01/04/17)
	23		DOZIER, PJ at USF (12/17/16)
	23		THORNWELL, Sindarius vs Monmouth (11/15/16)
Field Goals Made	10		DOZIER, PJ vs Clemson (12/21/16)
	9		DOZIER, PJ at Georgia (01/04/17)
	9		DOZIER, PJ at USF (12/17/16)
	9		DOZIER, PJ vs SETON HALL (12/12/16)
	9		NOTICE, Duane vs FIU (12/4/16)
	9		DOZIER, PJ vs Vermont (12/1/16)
Field Goal Att.	22		DOZIER, PJ vs Clemson (12/21/16)
	19		DOZIER, PJ vs SETON HALL (12/12/16)
FG Pct (min 5 made)	1.000	(7-7)	KOTSAR, Maik vs SC State (11/18/16)
	.857	(6-7)	SILVA, Chris at Georgia (01/04/17)
3-Point FG Made	6		NOTICE, Duane vs FIU (12/4/16)
	5		FELDER, Rakym vs Lander (12/27/16)
3-Point FG Att.	10		NOTICE, Duane at USF (12/17/16)
	10		NOTICE, Duane vs FIU (12/4/16)
3-Pt FG Pct (min 2 made)	1.000	(3-3)	FELDER, Rakym vs Texas A&M (1/7/17)
	1.000	(2-2)	FELDER, Rakym vs Holy Cross (11/13/16)
Free Throws Made	9		Thornwell, Sindarius at Tennessee (01/11/17)
	9		THORNWELL, Sindarius vs Syracuse (11/26/16)
	9		THORNWELL, Sindarius vs Monmouth (11/15/16)
Free Throw Att.	11		THORNWELL, Sindarius vs Monmouth (11/15/16)
	10		DOZIER, PJ vs Ole Miss (1/14/17)
	10		Thornwell, Sindarius at Tennessee (01/11/17)
	10		THORNWELL, Sindarius vs Syracuse (11/26/16)
FT Pct (min 3 made)	1.000	(6-6)	THORNWELL, Sindarius vs Holy Cross (11/13/16)
	1.000	(5-5)	SILVA, Chris vs SC State (11/18/16)
	1.000	(4-4)	FELDER, Rakym vs Ole Miss (1/14/17)
	1.000	(4-4)	FELDER, Rakym vs Texas A&M (1/7/17)
	1.000	(4-4)	DOZIER, PJ at Georgia (01/04/17)
	1.000	(4-4)	GUEYE, Khadim vs SC State (11/18/16)
	1.000	(4-4)	THORNWELL, Sindarius vs SC State (11/18/16)
	1.000	(4-4)	DOZIER, PJ vs Holy Cross (11/13/16)
	1.000	(3-3)	NOTICE, Duane vs Texas A&M (1/7/17)
	1.000	(3-3)	FELDER, Rakym vs Lander (12/27/16)
Rebounds	11		SILVA, Chris vs Ole Miss (1/14/17)
	11		THORNWELL, Sindarius at Georgia (01/04/17)
	11		KOTSAR, Maik vs Lander (12/27/16)
	11		SILVA, Chris vs Lander (12/27/16)
Assists	9		THORNWELL, Sindarius vs Vermont (12/1/16)
	6		DOZIER, PJ vs SC State (11/18/16)
	6		THORNWELL, Sindarius vs Louisiana Tech (11/11/16)
Steals	6		THORNWELL, Sindarius at Georgia (01/04/17)
	5		THORNWELL, Sindarius vs Texas A&M (1/7/17)
Blocked Shots	5		SILVA, Chris vs FIU (12/4/16)
	4		SILVA, Chris vs SETON HALL (12/12/16)
Turnovers	6		DOZIER, PJ at Tennessee (01/11/17)
	6		THORNWELL, Sindarius vs Louisiana Tech (11/11/16)
Fouls	5		KOTSAR, Maik vs Ole Miss (1/14/17)
	5		DOZIER, PJ at Tennessee (01/11/17)

	5	SILVA, Chris at Memphis (12/30/16)
	5	GRAVETT, Hassani at Memphis (12/30/16)
	5	DOZIER, PJ at Memphis (12/30/16)
	5	SILVA, Chris vs Clemson (12/21/16)
	5	SILVA, Chris vs SETON HALL (12/12/16)
	5	SILVA, Chris vs Monmouth (11/15/16)
Minutes	41	NOTICE, Duane vs Monmouth (11/15/16)
	41	THORNWELL, Sindarius vs Monmouth (11/15/16)
	37	NOTICE, Duane at USF (12/17/16)
	36	NOTICE, Duane vs Clemson (12/21/16)
	36	NOTICE, Duane vs SETON HALL (12/12/16)
	36	NOTICE, Duane vs FIU (12/4/16)



South Carolina Basketball
South Carolina Opponent High/Low Analysis (as of Jan 16, 2017)
All games

OPPONENT INDIVIDUAL GAME HIGHS

Points	28		Crawford,Markel at Memphis (12/30/16)
	25		DJ Hogg vs Texas A&M (1/7/17)
	25		MCMURRAY, Jahmal at USF (12/17/16)
	21		CARRINGTON,KHADEEN vs SETON HALL (12/12/16)
	20		NOTTAGE, Eric vs FIU (12/4/16)
Field Goals Made	9		DJ Hogg vs Texas A&M (1/7/17)
	9		Crawford,Markel at Memphis (12/30/16)
Field Goal Att.	18		CARRINGTON,KHADEEN vs SETON HALL (12/12/16)
	17		MCMURRAY, Jahmal at USF (12/17/16)
FG Pct (min 5 made)	.833	(5-6)	Rahu Purdie vs Lander (12/27/16)
	.714	(5-7)	BRACEY, DaQuan vs Louisiana Tech (11/11/16)
3-Point FG Made	7		DJ Hogg vs Texas A&M (1/7/17)
	5		MCMURRAY, Jahmal at USF (12/17/16)
3-Point FG Att.	9		DJ Hogg vs Texas A&M (1/7/17)
	9		JR Washington vs Lander (12/27/16)
	9		Walton Jr., Derrick vs Michigan (11/23/16)
	9		Robinson, Justin vs Monmouth (11/15/16)
3-Pt FG Pct (min 2 made)	1.000	(3-3)	Neal,Cullen vs Ole Miss (1/14/17)
	1.000	(2-2)	Parker, Juwan at Georgia (01/04/17)
	1.000	(2-2)	BRACEY, DaQuan vs Louisiana Tech (11/11/16)
Free Throws Made	11		Lawson,Dedric at Memphis (12/30/16)
	10		Crawford,Markel at Memphis (12/30/16)
Free Throw Att.	13		Maten, Yante at Georgia (01/04/17)
	13		Lawson,Dedric at Memphis (12/30/16)
FT Pct (min 3 made)	1.000	(7-7)	Hornbeak, Je'lon vs Monmouth (11/15/16)
	1.000	(6-6)	REED, Marcquise vs Clemson (12/21/16)
	1.000	(4-4)	Hubbs III, Robert at Tennessee (01/11/17)
	1.000	(3-3)	Neal,Cullen vs Ole Miss (1/14/17)
	1.000	(3-3)	Martin,Jeremiah at Memphis (12/30/16)
Rebounds	15		Saiz,Sebastian vs Ole Miss (1/14/17)
	15		Lawson,Dedric at Memphis (12/30/16)
Assists	8		Lawson,Dedric at Memphis (12/30/16)
	4		Admon Gilder vs Texas A&M (1/7/17)
	4		Frazier, J.J. at Georgia (01/04/17)
	4		Clenzo Ross vs Lander (12/27/16)
	4		Robinson, Justin vs Monmouth (11/15/16)
	4		Patrick Benzan vs Holy Cross (11/13/16)
Steals	4		Bell-Haynes, Trae vs Vermont (12/1/16)
	4		Seaborn, Micah vs Monmouth (11/15/16)
Blocked Shots	3		Williams, Grant at Tennessee (01/11/17)
	3		Chris Tate vs Lander (12/27/16)
Turnovers	8		Irvin, Zak vs Michigan (11/23/16)
	7		MITCHELL, Shelton vs Clemson (12/21/16)
Fouls	5		DJITTE, Sidy vs Clemson (12/21/16)
	5		Lamb, Anthony vs Vermont (12/1/16)
	5		Irvin, Zak vs Michigan (11/23/16)
	5		BRACEY, DaQuan vs Louisiana Tech (11/11/16)
	5		BOYKINS, Jacobi vs Louisiana Tech (11/11/16)