

SOUTH CAROLINA WOMEN'S BASKETBALL



Be the change.

Game Information

Date: Sunday, February 16, 2014, 2:30 p.m. (CT)
Site: Baton Rouge, La./Maravich Assembly Ctr. (13,215)
TV: ESPN2 (Bob Picozzi, pxp; LaChina Robinson, analyst)
Radio: 1320 AM The Fan (Brad Muller); GamecocksOnline.com; Sirius 92/XM 190
Live Video: ESPN3
Live Stats: GamecocksOnline.com

South Carolina Gamecocks

22-2, 10-1 SEC

Ranking: 5/6 (AP/Coaches)
Head Coach: Dawn Staley
Record at SC: 114-68 (6th)
Career Rec.: 286-148 (14th)
vs. LSU: 2-7
Top Scorer: Mitchell (15.1 ppg)
Top Rebounder: Coates (7.8 rpg)



vs.



LSU Tigers

18-6, 7-4 SEC

Ranking: 19/17 (AP/Coaches)
Head Coach: Nikki Caldwell
Rec. at LSU.: 63-29 (3rd)
Career Rec.: 135-55 (6th)
vs. SC: 1-1
Top Scorer: Plaisance (14.5 ppg)
Top Rebounder: Plaisance (7.4)

Series History: LSU leads 22-5
In Baton Rouge: LSU leads 12-1
In Columbia: LSU leads 10-3
Neutral Site: SC leads 1-0

2013-14 Schedule

Nov. 1	North Greenville (Exh.)	W, 96-35
Nov. 8	Charleston Southern	W, 99-29
Nov. 10	Louisiana Tech	W, 68-45
Nov. 14	C. of Charleston (FSSO)	W, 81-54
Nov. 17	Seton Hall	W, 88-67
Nov. 20	at Clemson	W, 68-43
Nov. 23	at San Diego State	W, 88-54
Nov. 25	at Southern Cal (Pac-12)	W, 70-50
Dec. 2	NC Central (FSSO)	W, 79-27
Dec. 8	at Charlotte	W, 76-61
<i>Carolinas Challenge</i>		
Dec. 18	vs. #14/13 North Carolina	L, 66-74
Dec. 20	Winthrop	W, 69-61
Dec. 22	SC State (FSSO)	W, 70-26
Dec. 28	Savannah State (FSSO)	W, 82-40
Jan. 2	at Arkansas*	W, 55-51
Jan. 5	Vanderbilt* (ESPNU)	W, 76-66
Jan. 9	#9/10 Kentucky*	W, 68-59
Jan. 12	at Auburn* (SPSO)	W, 72-66
Jan. 16	at #25/21 Texas A&M* (FSW) L	65-67 (ot)
Jan. 19	Alabama*	W, 77-51
Jan. 26	at #16/19 Vanderbilt* (ESPN2)	W, 61-57
Jan. 30	Mississippi*	W, 99-70
Feb. 2	Missouri*	W, 78-62
Feb. 6	at Mississippi State*	W, 71-64
Feb. 9	Arkansas* (SECTV)	W, 67-49
Feb. 16	at #19/17 LSU* (ESPN2)	3:30 p.m.
Feb. 20	at Kentucky* (FSSO)	7 p.m.
Feb. 23	Florida* (SPSO)	1 p.m.
Feb. 27	Georgia*	7 p.m.
Mar. 2	at Tennessee* (ESPNU)	2:30 p.m.

* indicates SEC game

All Times Listed as Eastern and are subject to change

Television outlet listed in parentheses – FSSO is Fox Sports South/Fox Sports Carolinas; SPSO is SportSouth; FSW is Fox Sports Southwest; SECTV is SEC over-the-air syndicated package













South Carolina Notables

- South Carolina has been participating in "Play 4 Kay" Week, wearing special shooting shirts and pink accessories for games this week. The Gamecocks have a larger celebration of those involved in the fight against breast cancer, especially that of assistant coach Nikki McCray, planned for their Feb. 23 home game against Florida.
- The Gamecocks moved into the Associated Press top five this week for the first time since Jan. 10, 1982.
- Junior forward Aleighsa Welch has tailored her game to a new environment this season, finding new ways to assert herself among her 6-foot-4 teammates inside. Adding range to her jumper and using her athleticism to drive to the rim, she is second in the league and 11th in the nation with a .585 field goal percentage while ranking 15th in the SEC in scoring (13.7 ppg) and 10th in rebounding (7.6 rpg). In the Gamecocks' four games against ranked opponents this season, Welch has lifted her game even farther, averaging a double-double with 17.3 points and 10.5 rebounds per game to go with her 2.0 assists per contest.
- Eschewing the idea of a sophomore slump, South Carolina leading scorer Tiffany Mitchell has established herself as one of the most versatile players in the SEC – one of two in the league to rank among its top 15 in scoring, steals and assists. Her effort has earned her spots on the Naismith Trophy Midseason 30 and the Wade Trophy and Dawn Staley Award Watch Lists.

Tale of the Tape

LSU				South Carolina			
Overall	SEC Rank	SEC Only	SEC Rank	Overall	SEC Rank	SEC Only	SEC Rank
18-6		7-4		Overall Record	22-2	10-1	
10-1		4-1		Home Record	14-0	6-0	
6-5		3-3		Away Record	8-1	4-1	
2-0				Neutral Record	0-1		
71.3	6th	69.7	6th	Points Per Game	74.7	71.7	4th
62.5	8th	64.5	4th	Opp. Points Per Game	53.8	60.2	2nd
.429	7th	.419	6th	Field Goal %age	.487	.480	2nd
.387	8th	.385	4th	Opp. Field Goal %age	.341	.344	1st
.372	4th	.366	4th	3-Pt. Field Goal %age	.364	.400	2nd
.298	6th	.316	13th	Opp. 3-Pt. Field Goal %age	.279	.331	10th
.708	6th	.759	5th	Free Throw %age	.665	.700	9th
15.8		14.9		FTs Made Per Game	18.5	18.3	
39.8	8th	38.3	5th	Rebounds Per Game	41.0	40.8	2nd
+4.4	7th	+2.6	4th	Rebounding Margin	+10.0	+8.6	1st
13.7	12th	12.5	12th	Assists Per Game	15.8	14.8	3rd
+2.3	5th	+1.6	3rd	Turnover Margin	-0.6	-6.0	14th
9.0	7th	7.8	T-6th	Steals Per Game	6.7	5.0	13th
3.5	9th	4.0	6th	Blocks Per Game	7.2	8.7	1st

2013-14 South Carolina Media Roster

0		<p>India Farmer 6-0 • Freshman • Forward • N. Myrtle Beach, S.C.</p> <p>PPG 0.5 RPG 0.4 APG 0.0 FG% .286 FT% —</p>	<p>LAST GAME: 2 min vs. Arkansas NOTABLE: Has played in 11 games ... Hit a 3 against Alabama for first SEC pts ... First career points and rebounds against NC Central ... Named Toast of the Coast Player of the Year by <i>The Sun News</i>, earned all-state honors as a senior.</p>	<p>Career Highs Pts: 3, 2x, last vs. Ala., 1/19/14 Reb: 3 vs. NC Central 12/2/13 A: — S: — Min: 11 vs. NC Central 12/2/13</p>
2		<p>Olivia Gaines 5-7 • Junior • Guard • Chester, S.C.</p> <p>PPG 2.4 RPG 1.5 APG 1.2 FG% .529 FT% .727</p>	<p>LAST GAME: 5 pts, 1 reb, 1 stl vs. Arkansas NOTABLE: SEC-high five points vs. Arkansas ... First career start vs. Ala. ... Aggressive defender ... Named 2013 Junior/Community College Player of the Year by WBCA ... Helped team to 2013 NJCAA Division II national title.</p>	<p>Career Highs Pts: 7 vs. Savannah St., 12/28/13 Reb: 5 vs. NC Central 12/2/13 A: 5 vs. Char. Sthrn., 11/8/13 S: 3 vs. Char. Sthrn., 11/8/13 Min: 23 vs. Alabama, 1/19/14</p>
5		<p>Khadijah Sessions 5-8 • Sophomore • Guard • Myrtle Beach, S.C. <i>kub-DEE-zhub SESH-uns</i></p> <p>PPG 7.7 RPG 1.4 APG 3.2 FG% .396 FT% .700</p>	<p>LAST GAME: 3 pts, 2 assts vs. Arkansas NOTABLE: Assist leader six times ... has 7 double-figure scoring games, including last 3, and 5 games of 5+ assists ... Hit two FTs in final seconds at Vandy and Mississippi State to seal victories ... Voted a team captain.</p>	<p>Career Highs Pts: 19 vs. Auburn, 2/3/13 Reb: 5 at Florida, 1/20/13 A: 6, 2x, vs. Missouri, 2/2/14 S: 4, 3x, vs. Missouri, 2/2/14 Min: 37 at USC, 11/25/13</p>
12		<p>Wilka Montout 6-3 • Senior • Forward • Cayenne, French Guiana <i>WIL-kub mawn-TOO</i></p> <p>PPG 1.9 RPG 2.0 APG 0.2 FG% .341 FT% .316</p>	<p>LAST GAME: 2 min vs. Arkansas NOTABLE: Solid play at Vandy during foul trouble for starters ... Hit pair of 3s against Alabama ... Career-high 8 rebs vs. CoFC ... Rangy forward who can stretch defenses with her shooting touch.</p>	<p>Career Highs Pts: 12 vs. LA Tech, 11/12/12 Reb: 8 vs. CoFC, 11/14/13 B: 2, 2x, vs. CSU, 11/8/13 S: 1, 4x, vs. CSU, 11/8/13 Min: 24 vs. Sav. State, 11/15/12</p>
15		<p>Tiffany Davis 5-7 • R-Freshman • Guard • Houston, Texas</p> <p>PPG 2.5 RPG 1.2 APG 1.0 FG% .367 FT% .625</p>	<p>LAST GAME: 3 pts, 2 rebs vs. Arkansas NOTABLE: Career-high 11 pts vs. Ole Miss in just 16 min off bench ... Learning how to get team organized on both ends and spot up for open shots on offense ... Good shooter ... Fully recovered from knee surgery last fall.</p>	<p>Career Highs Pts: 11 vs. Ole Miss, 1/30/14 Reb: 6 at Arkansas, 1/2/14 A: 3, 4x, vs. SC.St., 12/22/13 S: 5 vs. Elon, 11/9/12 Min: 30 at Arkansas, 1/2/14</p>
21		<p>LeAnna Morrison 5-5 • R-Sophomore • Guard • Monck's Corner, S.C.</p> <p>PPG 0.7 RPG 0.6 APG 0.2 FG% .182 FT% .600</p>	<p>LAST GAME: 2 pts, 1 rebs in 2 min vs. Arkansas NOTABLE: Has played in 15 games ... Hit first career field goal against NC Central ... Ran track for two seasons at Charlotte ... Named 2011 All-Lowcountry Female Athlete of the Year by <i>The Post & Courier</i>.</p>	<p>Career Highs Pts: 3 vs. NC Central 12/2/13 Reb: 2, 2x, vs. Sav. St., 12/28/13 A: 1, 3x, at San Diego St., 11/23/13 S: 1 vs. Seton Hall, 11/17/13 Min: 12 vs. NC Central 12/2/13</p>
23		<p>Tina Roy 5-11 • R-Sophomore • Guard • Kaplan, La.</p> <p>PPG 3.8 RPG 2.3 APG 1.7 FG% .292 FT% .647</p>	<p>LAST GAME: 3 pts, 5 rebs vs. Arkansas NOTABLE: Averaged 6.5 rebs over last two games ... Great all-around game at Mississippi St., contributing in every way ... Key to 1st-half run vs. Kentucky, 11 points in opening 20 min ... Fully recovered from knee surgery in Aug. 2012.</p>	<p>Career Highs Pts: 15 vs. Presby, 11/27/11 Reb: 8 at Miss. State, 2/6/14 A: 7 vs. Char. Sthrn., 11/8/13 S: 3 at Charlotte 11/27/11 Min: 31 vs. Vandy, 1/5/14</p>
24		<p>Aleighsa Welch 6-0 • Junior • Forward • Goose Creek, S.C. <i>uh-LEE-sub Welch</i></p> <p>PPG 13.7 RPG 7.6 APG 2.1 FG% .585 FT% .620</p>	<p>LAST GAME: 16 pts, 7 rebs, 5 blks vs. Arkansas NOTABLE: Current SEC Player of the Week ... Ranks 12th in nation, 2nd in SEC in FG%age ... 15th in SEC in ppg, 10th in rpg, 3rd in off. rebs (3.4) ... 7 dbl-dbls ... CoSIDA Acad. All-District ... Preseason All-SEC 1st Team ... Team captain.</p>	<p>Career Highs Pts: 23 vs. N. Carolina, 12/18/13 Reb: 17 vs. CoFC, 11/14/13 A: 5 vs. Savannah St., 12/28/13 S: 3, 4x, at Charlotte, 12/8/13 Min: 43 at Texas A&M, 1/16/14</p>
25		<p>Tiffany Mitchell 5-9 • Sophomore • Guard • Charlotte, N.C.</p> <p>PPG 15.1 RPG 5.3 APG 3.5 FG% .525 FT% .773</p>	<p>LAST GAME: 15 pts, 8 rebs, 4 assts vs. Arkansas NOTABLE: Scored 10+ pts 21 times and team's top scorer 9 times ... Ranks 9th in SEC in ppg, 4th in steals (2.3), 10th in FT%age, 14th in assists ... Named to Naismith Midseason 30 and Wade Trophy and Dawn Staley Award Watch Lists.</p>	<p>Career Highs Pts: 22 at USC, 11/25/13 Reb: 11, 5x, at Arkansas, 1/2/14 A: 9 at San Diego St., 11/23/13 S: 6 at Auburn, 1/12/14 Min: 39 vs. Kentucky, 1/9/14</p>
31		<p>Asia Dozier 6-0 • Sophomore • Guard/Forward • Columbia, S.C. <i>Asia DOE-zhur</i></p> <p>PPG 7.2 RPG 2.8 APG 2.9 FG% .381 FT% .600</p>	<p>LAST GAME: 4 assts, 1 reb vs. Arkansas NOTABLE: Scored in double figures 7 times ... Team-high assists 7 times, including 6 SEC games ... Key to 1st half lead at Vandy while three other starters out with foul trouble ... Avg. 3.8 assists in SEC play to rank 9th in league.</p>	<p>Career Highs Pts: 16, 2x, last at SDSU, 11/23/13 Reb: 10 vs. Elon, 11/9/12 A: 6 vs. Ole Miss, 1/30/14 S: 2, 5x, at Charlotte, 12/8/13 Min: 40 at Arkansas, 1/2/14</p>
33		<p>Elem Ibiam 6-4 • Junior • Center • Fayetteville, Ga. <i>ELL-um IB-ee-um</i></p> <p>PPG 9.9 RPG 6.6 BPG 2.7 FG% .554 FT% .716</p>	<p>LAST GAME: 10 pts, 6 rebs, 2 blks vs. Arkansas NOTABLE: Leads SEC and is 18th in nation in blocks ... Netted 10+ pts 14 times and blocked at least 3 shots 12 times ... 10+ pts in last 5 of last 6 games ... Holds school record with 65 blocks this season, seventh in career blks ... Team captain.</p>	<p>Career Highs Pts: 19, 2x, at Charlotte, 12/8/13 Reb: 12 at Texas A&M, 1/16/14 B: 7 at Mississippi State, 2/6/14 S: 2, 4x, vs. UNC, 12/18/13 Min: 34 at Texas A&M, 1/16/14</p>
41		<p>Alaina Coates 6-4 • Freshman • Center • Irmo, S.C. <i>uh-LAY-nub COATS</i></p> <p>PPG 12.0 RPG 7.8 BPG 2.0 FG% .630 FT% .628</p>	<p>LAST GAME: 10 pts, 8 rebs vs. Arkansas NOTABLE: Has 7 double-doubles, 5 20-pt gms ... Only fr. to rank among both SEC's top 25 ppg and 20 rpg ... In SEC, 8th in rpg, 23rd in ppg, 3rd in blks ... Avg. 12.5 pts, 8.5 rebs, 2.4 blks in SEC play ... 4-time SEC Fr. of the Week.</p>	<p>Career Highs Pts: 24, 2x, vs. Ole Miss, 1/30/14 Reb: 17 vs. Kentucky, 1/9/14 B: 5 at Arkansas, 1/2/14 S: 2 at Clemson, 11/20/13 Min: 28 vs. Vanderbilt, 1/5/14</p>

Starter

Reserve

Quick Facts

The University

Location: Columbia, S.C.

Founded: 1801

Enrollment: 31,288

Colors: Garnet (PMS 202C) and Black

Nickname: Gamecocks

Conference: Southeastern

President: Dr. Harris Pastides

Athletics Director: Ray Tanner

Facility: Colonial Life Arena (18,000)

Coaching Staff

Head Coach: Dawn Staley

Alma Mater: Virginia, 1992

Overall Record: 286-148 (14th season)

School Record: 114-68 (6th season)

Assoc. Head Coach (Alma Mater):

Lisa Boyer (Ithaca, 1972)

Assistant Coaches (Alma Mater):

Nikki McCray (Tennessee, 1995)

Darius Taylor (Michigan, 2000)

Team Information

2012-13 Record: 25-8

Home: 13-3 Away: 7-3 Neutral: 5-2

SEC Record (Finish): 11-5 (T-4th)

Home: 6-2 Away: 5-3

Letterwinners Returning/Lost: 6/3

Starters Returning/Lost: 2/3

Program History

First Year of Women's Basketball: 1974-75

All-Time Record: 694-497 (40th season)

All-Time SEC Record: 112-198 (23rd season)

NCAA Appearances (Last): 10 (2013)

NCAA Tournament Record: 11-10

Last NCAA Result: L, 69-75, Kansas, Boulder, Colo., 3/25/13, Second Round

WNIT Appearances (Last): 4 (2011)

WNIT Record: 3-4

Media Relations

Women's Basketball Contact: Diana Koval

Office: 803.777.7977

Cell: 314.369.6050

Email: dkoval@mailbox.sc.edu

Press Row Phone: 803.777.6182

Athletics Department on the Web

Website: GamecocksOnline.com

Twitter: @GamecocksOnline

Facebook: Facebook.com/GamecocksOnline

YouTube: YouTube.com/GamecocksOnline

Women's Basketball on Twitter

Team: @GamecockWBB

Head Coach: @DawnStaley

A South Carolina Win Would...

- Be the Gamecocks' fifth SEC road win of the season, tying the school record set last season.
- Be the Gamecocks' first over LSU in Baton Rouge since Jan. 15, 1994 (1-12 all-time).

By the Numbers

- 1 Team with two players listed among both the SEC's overall top 30 in scoring and top 20 rebounding – Aleighsa Welch (15th/10th) and Alaina Coates (23rd/8th)
- 2 Double-doubles needed by center Alaina Coates to tie the Gamecock freshman record for double-doubles in a season (9 by Kelsey Bone in 2008-09)
- 2 Games this season in which more than five Gamecocks scored in double figures (Ole Miss, Jan. 30; Missouri, Feb. 2), last accomplished in a game when six hit double digits against Florida A&M on Nov. 29, 2003, and never before in an SEC game
- 3.8 Assists per SEC game by sophomore Asia Dozier to lead the team and rank ninth in the SEC
- 4 SEC Freshman of the Week selections for center Alaina Coates, the most ever by a Gamecock and one short of the SEC record of five by LSU's Danielle Ballard (2013) and Georgia's Jasmine James (2010)
- 5 Different Gamecocks who have been the team's high scorer in a game this season – Alaina Coates, Asia Dozier, Elem Ibiam, Tiffany Mitchell and Aleighsa Welch
- 6 Gamecocks who have posted (or tied for) a team high in assists at least once this season
- 7 Blocks by junior center Elem Ibiam at Mississippi State (Feb. 6), the most all-time by a Gamecock in an SEC game and the second-most in any game, tying Lakesha Tolliver's total against UNC Wilmington on Dec. 1, 2007
- 8 Different Gamecocks who have scored in double figures at least once this season
- 10 Games this season in which sophomore guard Tiffany Mitchell has had a hand in at least one-third of the offense (points plus assists) – highlighted by helping to deliver 52.2 percent of the Gamecocks' 69 points against Winthrop (Dec. 20) – during which the Gamecocks are 9-1
- 10 Individual 20-point games this season by the Gamecocks – five by Alaina Coates, three by Tiffany Mitchell two by and Aleighsa Welch
- 12 Games in which South Carolina has shot at least 50.0 percent from the field this season – including two games over 60.0 percent (Charleston Southern, Ole Miss) – after reaching the mark just 12 times in the previous five seasons under Staley
- 12 Games this season in which South Carolina has scored at least 50.0 percent of its points in the paint, including four of at least 60.0 percent of scoring coming from the paint (Chas. Sthrn., 70.7%; at USC, 60.0%; UK, 61.8%; at Vandy, 75.4%)
- 13 Weeks in which the Gamecocks have ranked fifth or higher in the Associated Press poll all-time. South Carolina returned to the AP top five this week for the first time since Jan. 10, 1982. The Gamecocks' best ever ranking was No. 2, which it held for three weeks in Dec. 1981.
- 14 School-record blocked shots by the Gamecocks twice this season – vs. Kentucky (Jan. 9) and at Mississippi State (Feb. 6)
- 24 Points needed by junior forward Aleighsa Welch to reach 1,000 in her career
- 49 Blocked shots by center Alaina Coates this season, setting a new Gamecock freshman record and tying for seventh in school history
- 65 Blocks by junior center Elem Ibiam this season, resetting the school single-season record previously held by Lakesha Tolliver (2006-07) – her 112 career blocks rank seventh (record is 177 by Tolliver)

Current Gamecock Streaks

	Total	Home	Road	Neut.
Overall	W6	W16	W2	L2
SEC	W6	W8	W2	—
Non-Conference	W3	W10	W7	L2
Ranked Teams	W1	W1	W1	L4

Gamecocks in the Rankings

(as of 2/13)

Team	SEC	NCAA	Actual
Scoring Offense	5	51	74.7
Scoring Defense	2	4	53.8
Scoring Margin	1	7	+21.0
Field Goal Percentage	1	5	.487
Field Goal %age Def.	1	4	.341
3-Point FG %age	6	31	.364
3-Point FG %age Def.	3	30	.279
3-Point FG Made/Gm.	10	254	4.3
Free Throw Percentage	9	245	.665
Rebounding Offense	6	—	41.0
Rebounding Defense	1	—	30.9
Rebounding Margin	2	11	+10.0
Assists	5	52	15.8
Steals	13	238	6.7
Turnover Margin	12	201	-0.6
Turnovers	—	72	14.6
Assist-to-Turnover Ratio	2	42	1.1
Blocked Shots	1	2	7.2

Alaina Coates	SEC	NCAA	Actual
Scoring	23	—	12.0
Rebounding	8	164	7.8
Blocks	3	45	2.0

Elem Ibiam	SEC	NCAA	Actual
Rebounding	16	—	6.6
Blocks	1	20	2.7

Tiffany Mitchell	SEC	NCAA	Actual
Scoring	9	214	15.1
Assists	14	229	3.5
FT Percentage	10	205	.773
Steals	4	63	2.3
Assist-to-Turnover Ratio	15	229	1.3

Khadijah Sessions	SEC	NCAA	Actual
Assist-to-Turnover Ratio	5	64	2.0

Aleighsa Welch	SEC	NCAA	Actual
Scoring	15	—	13.7
Rebounding	10	186	7.6
FG Percentage	2	12	.585
Blocks	10	165	1.2
Off. Rebounds	3	—	3.4

Staley in the Hall of Fame

Head coach Dawn Staley was enshrined in the Naismith Memorial Basketball Hall of Fame this fall, becoming just the 15th female player to earn the honor based on her individual merits (not as part of a team enshrinement).

Staley's career shone in an era that spawned two professional women's basketball leagues in the United States and forever changed the dreams of the nation's top female players. On the international stage, she collected three Olympic gold medals (1996, 2000, 2004) and was twice named the USA Basketball Female Athlete of the Year (1994, 2004). In the U.S. she turned national high school player of the year honors into a career at Virginia that yielded three All-America seasons, including a 1991 campaign that ended with being named national player of the year. On the professional level, Staley was a five-time WNBA All-Star who was named to the All-Decade Team and one of the 15 most influential players in league history.

LSU Series Notes

The Tigers lead the series 22-5, but the teams have split the last four games winning on their own home courts each time. The Gamecocks have faced LSU once in each of the last two seasons, including last year's 66-59 win at Carolina Coliseum.

South Carolina has had a difficult time winning in Baton Rouge, posting just a 1-12 mark against the Tigers on their home court. The Gamecocks' last win over LSU on the road was a 90-82 decision on Jan. 15, 1994. South Carolina nearly broke the streak on Feb. 24, 2011, leading by two from the 2:29 mark until the Tigers' Taylor Turnbow hit a jumper with three seconds left to send the game to overtime. LSU took an early lead in the extra period and held off a late surge by the Gamecocks, who had two chances to tie the game in the final 20 seconds, to claim a 54-51 victory.

Five-Second Count

For the first time in her tenure at South Carolina, head coach Dawn Staley's Gamecocks look different – on the court and in the box score. After seasons of building around defense, Staley finally has a group that is designed for offensive efficiency. The Gamecocks are scoring more (74.7 ppg, 51st in nation) and more efficiently (.487 FG %age – 1st in SEC, 5th in nation) than at any time in the Staley era. And, after seasons of talented guards generating their own offense, Staley's 2013-14 success is predicated on getting the ball inside – three primary post players combine to score 47.7 percent of the team's points – and on ball movement creating the best shots as 60.7 percent of made field goals have been assisted. Defense is still a staple of the program with the Gamecocks ranking second in the SEC and fourth in the nation, allowing just 53.8 points per game.

High Five

South Carolina is ranked in the top five of the Associated Press Poll this week for the first time since Jan. 10, 1982, when the Gamecocks came in at No. 4. The Gamecocks had been ranked among the nation's top five 12 times prior to this week's entry. South Carolina's highest ever rank in the AP Poll was No. 2, which it held for three weeks in Dec. 1981.

Reading the RPI

With a 22-2 record, including an 8-1 mark on the road, the Gamecocks are eighth in the NCAA RPI released on Feb. 10. South Carolina is one of six SEC schools rated in the top 25 – LSU (5), Tennessee (6), Texas A&M (13), Vanderbilt (15), Kentucky (21). The Gamecocks have three of those teams ahead on the schedule – at LSU (Feb. 16), at Kentucky (Feb. 20) and at Tennessee (Mar. 2). No SEC team is outside the top 140.

Rating Against the Ranked

Under head coach Dawn Staley, the Gamecocks are 13-36 all-time against nationally ranked opponents, including a 2-2 mark this season. Staley's .265 winning percentage against the nation's elite teams is the best for a Gamecock head coach over at least three seasons since Pam Parsons went 14-18 (.438) against ranked teams during her 1978-82 tenure.

Road Warriors

With comprehensive records beginning in the 1976-77 season (the third for women's basketball at South Carolina), the Gamecocks are 203-235 (.463) all-time in games played on the road, including a 34-30 mark (.531) in the Dawn Staley era. The Gamecocks had winning road records in each of the last two seasons, combining for a 16-8 record (.667) in 2011-12 and 2012-13.

Coaching Experience

286-148 (.659) – 14th season

South Carolina, head coach 2008-present

- 114-68 (.626) – five seasons
- Two NCAA Tournament appearances, 2013, 2012 (Sweet 16)
- One Women's NIT appearance, 2011
- BCA Female Coach of the Year, 2012
- Temple University, head coach, 2000-08*
- 172-80 (.683) – eight seasons
- Six seasons of 20 or more wins
- Four Atlantic 10 Tournament titles
- Six NCAA Tournament appearances, 2002, 2004, 2005, 2006, 2007, 2008
- One Women's NIT appearance, 2001
- WBCA Region 1 Coach of the Year, 2005
- Two-time Atlantic 10 Conference Coach of the Year, 2004, 2005

USA Basketball, Select Team court coach, Summer 2010

USA Basketball, Sr. Nat'l. Team asst. coach, 2006-08

- Beijing Olympics gold medal, 2008
- FIBA Americas Championship gold medal, 2007
- FIBA World Championship bronze medal, 2006

The Staley Capsule

Playing Experience

Houston Comets, WNBA, 2005-06

- Two-time All Star, 2005, 2006
- WNBA Kim Perrot Sportsmanship Award, 2006

Charlotte Sting, WNBA, 1999-2005

- Three-time All-Star, 2001, 2002, 2003
- WNBA All-Decade Team
- WNBA Entrepreneurial Spirit Award, 1999
- WNBA Kim Perrot Sportsmanship Award, 1999

Richmond/Philadelphia Rage, ABL, 1997-98

- Two-time All-Star, 1997, 1998

Various international teams, 1992-94

USA Basketball, 1994-2004

- Three-time Olympic gold medalist, 1996, 2000, 2004
- Two-time USA Basketball Female Athlete of the Year, 1994, 2004
- Flag bearer for the United States in Olympic Games Opening Ceremony, 2004
- Goodwill Games Most Valuable Player, 1994
- University of Virginia, 1989-92*
- Three-time Kodak All-American, 1990, 1991, 1992
- Honda-Broderick Cup Award for Collegiate Female Athlete of the Year, 1991
- *Sports Illustrated* Player of the Year, 1991
- Two-time ACC Player of the Year, 1991, 1992
- NCAA Tournament Most Outstanding Player, 1991
- ACC Rookie of the Year, 1989
- One of three UVa players to have her jersey retired
- Dobbins Tech, 1985-88*
- *USA Today* National High School Player of the Year, 1988

Other Notables

- Naismith Memorial Basketball Hall of Fame, Class of 2013
- Women's Basketball Hall of Fame, Class of 2012
- Named to WNBA's Top 15 as one of most influential players in league history, 2011
- Philadelphia Sports Hall of Fame, Class of 2011
- Virginia Sports Hall of Fame, Class of 2008
- Two-time Wanamaker Award winner, 1997, 2005
- Henry P. Iba Citizenship Award Female recipient, 2007
- NCAA Division I "Top Players of the Past 25 Years" selection by *ESPN.com*
- Institute for International Sport "The 100 Most Influential Sports Educators in America" selection

Education

- Bachelor of arts in rhetoric and communication studies, University of Virginia, 1992

2013-14 Award Watch

Alaina Coates

- SEC Freshman of the Week (Nov. 11-17)
- SEC Freshman of the Week (Dec. 30-Jan. 5)
- SEC Freshman of the Week (Jan. 6-Jan. 12)
- SEC Freshman of the Week (Jan. 27-Feb. 2)

Tiffany Mitchell

- Dawn Staley Award Watch List
- Wade Trophy Watch List
- Naismith Trophy Midseason 30

Alighsa Welch

- Preseason All-SEC First Team
- Naismith Trophy Early Season Watch List
- CoSIDA Academic All-District 4
- SEC Player of the Week (Feb. 3-9)

February Figures

In its 40th season of women's basketball, South Carolina is 187-142 (.568) all-time in the month of February, including a 19-18 record (.514) in the sixth season of the Dawn Staley era. The Gamecocks went 4-3 in February each of the last three seasons under Staley and are 3-0 so far this season.

Life in the League

South Carolina is 112-198 (.365) all-time in its 23rd season of SEC regular-season play. The Gamecocks are 71-85 (.455) in SEC games played in Columbia with a 41-113 record (.266) on the road. Under head coach Dawn Staley, the Gamecocks have a 48-41 (.539) SEC record, which includes a 2-12 slate in her first season at the helm. Her 36 SEC regular-season victories in the previous four seasons are the best four-year mark for the program.

South Carolina finished the 2012-13 season tied for fourth in the SEC, marking the third time the Gamecocks finished among the top four. The program-record 11 SEC wins that season were enough for the second-straight fourth-place finish under head coach Dawn Staley. In fact, since joining the league for the 1991-92 season, South Carolina has finished in the top five just five times with three of those coming under Staley, who has accounted for 37.5 percent of the program's 104 SEC regular-season victories.

Overall, Staley boasts a 147-66 (.690) record in league play, including eight seasons leading her Temple teams to a 99-25 (.798) Atlantic 10 mark.

New Queen on the Block

Junior center Elem Ibiam's seven blocks at Mississippi State (Feb. 6) were not just a career high, but they also broke school records for blocks in an SEC game, blocks in a season and blocks in an SEC regular-season. She broke the overall single-season record in just 23 games, compared to previous record-holder Lakesha Tolliver who needed 33 games to get to her 60 in 2006-07, and the SEC regular-season record in four fewer games than Tolliver in the same season. Ibiam currently has 65 blocks this season, including 34 in SEC action. She is just the ninth Gamecock all-time to record 100 career blocks, currently standing at 112, which is seventh in the record book and trails Tolliver's record of 177.

Stat Stuffer

The transformation of the game of sophomore guard Tiffany Mitchell – who has both honed and diversified her skills from last season – has captured national attention as she has earned spots on the Naismith Trophy Midseason 30 and the Wade Trophy and Dawn Staley Award Watch Lists. The Charlotte, N.C., native is one of two players in the SEC to rank among the conference's top 15 in points (9th, 15.1 ppg), assists (14th, 3.5 apg) and steals (4th, 2.4 spg). Ole Miss senior Valencia McFarland is the other two showing in the top 15 of each category.

Mitchell has also proven to deliver in the clutch and is the choice of head coach Dawn Staley to have the ball in her hands late in tight-game situations. She scored five points in the final 20 seconds of regulation at Texas A&M (Jan. 16) to send the game into overtime, and she netted four points in 18 seconds with the Gamecocks tied at Vanderbilt (Jan. 26) with under a minute left to play to help deliver the win. Despite missing all but 2:25 of the first half due to foul trouble and struggling to find rhythm in the second at Mississippi State, Mitchell still delivered, hitting a pair of free throws to make it an eight-point lead with 18 seconds to play. In South Carolina's eight games decided by fewer than 10 points, Mitchell averages 5.1 points in the last five minutes, shooting 61.1 percent (11-of-18) from the field, including 80.0 percent (4-of-5) from 3-point range, and 78.9 percent (15-of-19) from the free throw line.

Rising to the Challenge

Junior forward Aleighsa Welch has expanded her game this season, while making room of the expanded roles of her younger teammates. As one of three team captains, Welch has shown leadership and maturity in welcoming teammates into the limelight with her, which is not to say that she has shied away from it.

When the spotlight shines the brightest and the team needs her most, Welch has delivered. The Gamecocks have played four nationally ranked opponents so far this season and, in those games, Welch leads the team in scoring and rebounding. She averages a double-double in those four games with 17.3 points – nearly four points higher than her season average – and 10.5 rebounds – three more than her season average. She is tied for the team lead with 2.0 assists in those outings as well, matching sophomore Tiffany Mitchell's distribution number.

Overall this season, Welch is second in the SEC (12th in the nation) in field goal percentage (.585) and is 15th in the league in scoring (13.7), 10th in rebounding (7.6) and third in offensive boards (3.4).

Freshman Figures

Four-time SEC Freshman of the Week honoree Alaina Coates has put her stamp on the program, performing especially well in SEC action. Her seven double-doubles are two shy of the Gamecocks' freshman record (Kelsey Bone, 2009-10), and she is one of now just six South Carolina freshmen all-time to post at least five 20-point games, just the second to do it in the SEC era. Her 49 blocked shots this season are the new Gamecock freshman record and are tied for seventh in school history regardless of class.

The 6-foot-4 center is the league's best freshman rebounder with 7.8 per game overall and is fourth in the league,



Around the SEC

	SEC Games			Overall		
	W	L	Pct.	W	L	Pct.
South Carolina	10	1	.909	22	2	.916
Tennessee	9	2	.818	20	4	.833
Texas A&M	9	2	.818	19	6	.760
LSU	7	4	.636	18	6	.750
Florida	7	4	.636	17	7	.708
Kentucky	6	5	.545	18	6	.750
Vanderbilt	6	5	.545	17	7	.708
Auburn	5	6	.454	14	10	.583
Alabama	4	7	.363	11	13	.458
Georgia	4	7	.363	16	8	.667
Arkansas	4	8	.333	17	8	.680
Mississippi St.	3	8	.272	16	9	.640
Missouri	3	8	.272	14	10	.583
Ole Miss	1	11	.083	10	16	.384

Today's Action

February 16

#14 Texas A&M at Alabama, 1 p.m. (SPSO)
 #18 Kentucky at #8 Tennessee, 1 p.m. (ESPN)
 Florida at Georgia, 1 p.m. (ESPNU)
 #16/20 Vanderbilt at Miss. St., 2 p.m. (SECTV)
 Missouri at Auburn, 3 p.m. (SPSO)

Recent Results

February 13

Auburn def. #16/20 Vanderbilt, 68-62
 #18 Kentucky def. Ole Miss, 108-78
 Arkansas def. Alabama, 75-55
 #14 Texas A&M def. Georgia, 78-73 (OT)

*Rankings are listed as AP/ESPN Poll
 All Times Eastern; TV Network in ()*

All-Time Records vs. SEC

Opponent	Overall	Under Staley	SEC Season	SEC Tourn.	H	A	N	Streak	Last
Alabama	19-15	9-0	14-12	2-2	10-5	7-8	2-2	Won 9	W: 77-51, 1/19/14 (H)
Arkansas	12-17	5-3	12-15	0-2	8-5	4-10	0-2	Won 4	W: 67-49, 2/9/14 (H)
Auburn	17-21	5-3	12-15	1-1	10-7	6-12	1-2	Won 2	W: 72-66, 1/12/14 (A)
Florida	12-20	4-4	10-18	0-2	5-10	7-8	0-2	Won 4	W: 67-56, 3/3/13 (H)
Georgia	7-33	3-6	5-21	1-2	3-14	2-15	2-4	Lost 1	L: 40-42, 1/13/13 (A)
Kentucky	20-31	4-7	16-24	0-1	15-9	5-19	0-3	Won 1	W: 68-59, 1/9/14 (H)
LSU	5-22	2-5	4-22	1-0	3-10	1-12	1-0	Won 1	W: 66-59, 1/17/13 (H)
Ole Miss	17-17	7-2	13-12	2-4	10-4	5-8	2-5	Won 5	W: 99-70, 1/30/14 (H)
Miss. State	14-16	5-3	13-14	0-2	9-5	5-9	0-2	Won 5	W: 71-64, 2/6/14 (A)
Missouri	2-1	1-1	1-1	—	1-0	0-1	1-0	Won 1	W: 78-62, 2/2/14 (H)
Tennessee	2-44	1-7	1-25	0-3	1-19	1-20	0-5	Lost 2	L: 53-73, 1/3/13 (H)
Texas A&M	0-3	0-3	0-2	0-1	0-1	0-1	0-1	Lost 3	L: 65-57 (ot), 1/16/14 (A)
Vanderbilt	11-21	6-2	11-18	0-2	6-8	4-11	0-2	Won 3	W: 61-57, 1/26/14 (A)
Totals	138-261	52-46	112-198	7-22	79-97	47-134	9-30	Won 5	

2013-14 Double-Doubles

Alaina Coates (7)

11/10	Louisiana Tech	12 pts/10 rebs
11/14	College of Charleston	11 pts/14 rebs
12/28	Savannah State	17 pts/12 rebs
1/2	at Arkansas	11 pts/12 rebs
1/5	Vanderbilt	24 pts/10 rebs
1/9	Kentucky	10 pts/17 rebs
1/30	Ole Miss	24 pts/12 rebs

Tiffany Mitchell (1)

1/2	at Arkansas	16 pts/11 rebs
-----	-------------	----------------

Aleighsa Welch (7)

11/10	Louisiana Tech	14 pts/10 rebs
11/14	College of Charleston	12 pts/17 rebs
11/20	at Clemson	17 pts/10 rebs
1/9	Kentucky	16 pts/14 rebs
1/14	at Texas A&M	20 pts/16 rebs
1/19	Alabama	12 pts/10 rebs
2/6	at Mississippi State	18 pts/11 rebs

regardless of class, with 8.5 boards per conference game. Overall, Coates is the only freshman in the SEC to rank among both the top 25 scorers and top 20 rebounders (12.0 ppg, 23rd; 7.8 rpg, 8th).

Many of Coates' single-game performances this season rank among the program's best for a freshman, highlighted by becoming the first Gamecock freshman to post a perfect shooting night with 7-of-7 field goals and 9-of-9 free throws against SC State (Dec. 22) and the first to post double-doubles in her first two SEC contests (later extended to three games). Coates' 17 rebounds against No. 9/10 Kentucky (Jan. 9) are the most ever by a Gamecock freshman and tied for the most by an SEC player in a league game this season. Her five blocks at Arkansas (Jan. 2) and 15 free throw attempts at San Diego State (Nov. 23) tied the South Carolina freshman records.

Make It, Take It

South Carolina is exhibiting its most efficient offense of the Dawn Staley era so far this season, leading the SEC and ranking fifth in the nation with 48.7 percent accuracy from the field. The Gamecocks have shot 50.0 percent or higher 12 times this season – the most in a season under Staley. In fact, in the previous five seasons, South Carolina hit at least 50.0 percent of its field goal attempts just 12 times combined. The Gamecocks are second in the league, shooting 48.0 percent in SEC action.

This year's top effort was 60.9 percent against Charleston Southern (Nov. 8) – a program best under Staley – followed by a 60.8 percent showing against Ole Miss (Jan. 30). The Gamecocks made at least 65.0 percent of their attempts in a half five times this season, including a remarkable 73.9 percent (17-of-23) in the second half against Seton Hall (Nov. 17).

Post Presence

South Carolina's trio of primary post players – Alaina Coates, Elem Ibiam and Aleighsa Welch – has been a big key to the Gamecocks' offensive production so far this season. The trio has accounted for 855 of the team's 1,793 points this season – 47.6 percent – and is shooting a combined 59.0 percent from the field. Welch leads the way with 13.7 points per game (15th in SEC) on 58.5 percent shooting (2nd in SEC). Coates shoots a team-best 63.0 percent from the field for 12.0 points per game (23rd in SEC). Ibiam adds 9.9 points per game on 55.4 percent shooting.

Block Party!

With a pair of 6-foot-4 centers, the Gamecocks are a constant shot-blocking threat, leading the SEC and ranking second in the nation with 7.2 per game. South Carolina swatted away a school-record 14 shots against No. 9/10 Kentucky (Jan. 9) – the most by an SEC team in league play this season – with five different Gamecocks getting into the action. The team repeated the effort at Mississippi State (Feb. 6) with four players accounting for the total.

Junior Elem Ibiam's 2.7 blocks per game lead the league and are 20th in the nation. She now holds the school record with 65 so far this season, including a Gamecock-record 34 in SEC action. She broke both records in fewer games played than the previous holder. Ibiam has blocked three or more shots in game 12 times this season, including her career-high seven at Mississippi State (Feb. 6), the first five of which came in the first half and pushed her over the single-season school record. She swatted away six against No. 9/10 Kentucky (Jan. 9) to tie for the fourth most in Colonial Life Arena history.

Freshman Alaina Coates is third in the SEC and 45th in the country with 2.0 per game with 10 games of three or more, including six SEC games. With a total of 49 this season, she is the new Gamecock freshman record holder and is currently tied for seventh in program single-season history, regardless of class. Her five at Arkansas (Jan. 2) tied the program's freshman record, which Ibiam also owns part of.

The Gift of Glass

The Gamecocks have been a solid rebounding team throughout head coach Dawn Staley's tenure, but it was a team effort by an undersized roster in the past. This season, South Carolina is out-rebounding its opponents by 10.0 boards per game to rank second in the SEC and 11th in the nation, behind the strength of the trio of Alaina Coates, Elem Ibiam and Aleighsa Welch.

Coates leads the way and ranks eighth in the SEC with 7.8 boards per outing – a number that rises to 8.5 per conference game to rank fourth in the league. Welch comes in 10th in the league with 7.6 per game, while Ibiam rounds out the trio of season leaders at 6.6 per contest to rank 16th. Both Coates and Welch have posted seven games of double-digit rebounds this season.

As a team, South Carolina has turned its 310 offensive rebounds into 331 second-chance points. Welch paces the group on the offensive glass with 3.4 per game to rank third in the league in the category. Her 316 career offensive boards rank fifth in school history, trailing former teammate Ashley Bruner's (2010-13) total of 338 in fourth.

A Little Help from My Friends

Under the tutelage of one of the premier point guards in U.S. women's basketball history in Dawn Staley, the Gamecocks are thriving in the assist category this season unlike any other, handing out 15.8 per game to rank 52nd in the nation. By comparison, in Staley's first five seasons, the team never averaged more than 11.2 per game. This season's five games of 20 or more assists by the team surpasses the total of the previous five seasons, which was three.

The increase is not simply a product of more made field goals, either. This season, South Carolina has assisted on 60.7 percent of its made field goals, compared to the previous five seasons under Staley, which saw a high of 48.5 percent in 2011-12.

AP Top 25

(Week of Feb. 10)

1.	Connecticut	25-0
2.	Notre Dame	23-0
3.	Duke	22-2
4.	Louisville	23-2
5.	South Carolina	22-2
6.	Stanford	22-2
7.	Baylor	20-3
8.	Tennessee	19-4
9.	Maryland	19-4
10.	NC State	21-3
11.	Penn State	18-5
12.	Oklahoma State	19-4
13.	West Virginia	20-3
14.	Texas A&M	18-6
15.	Arizona State	20-4
16.	Vanderbilt	17-5
17.	North Carolina	17-6
18.	Kentucky	17-6
19.	LSU	18-6
20.	Gonzaga	22-3
21.	Nebraska	17-5
22.	California	17-7
23.	Purdue	17-7
24.	St. John's	18-5
25.	Michigan State	16-8

ESPN/USA Today Top 25

(Week of Feb. 10)

1.	Connecticut	25-0
2.	Notre Dame	23-0
3.	Louisville	23-2
4.	Baylor	20-3
5.	Stanford	22-2
6.	South Carolina	22-2
7.	Duke	22-2
8.	Tennessee	19-4
9.	Maryland	19-4
10.	North Carolina	17-6
11.	Penn State	18-5
12.	Oklahoma State	19-4
13.	NC State	21-3
14.	Texas A&M	18-6
15.	Gonzaga	22-3
16.	West Virginia	20-3
17.	LSU	18-6
18.	Kentucky	17-6
19.	Nebraska	17-5
20.	Vanderbilt	17-5
21.	Arizona State	20-4
22.	California	17-7
23.	Purdue	17-7
24.	Wichita State	20-2
25.	Dayton	15-5

Miscellaneous Stats

Double-Doubles	2013-14	Career	Record
Aleighsa Welch	7	17	15-2
Alaina Coates	7	7	7-0
Tiffany Mitchell	1	3	3-0
Elem Ibiam	0	1	0-1

20+ Points	2013-14	Career	Record
Alaina Coates	5	5	5-0
Tiffany Mitchell	3	4	4-0
Aleighsa Welch	2	3	1-2

10+ Points	2013-14	Career	Record
Aleighsa Welch	21	52	44-8
Tiffany Mitchell	21	35	31-4
Alaina Coates	16	16	16-0
Elem Ibiam	14	21	18-3
Khadijah Sessions	7	13	12-1
Asia Dozier	7	9	8-1
Tina Roy	2	7	6-1
Tiffany Davis	1	1	1-0
Wilka Montout	0	2	2-0

10+ Rebounds	2013-14	Career	Record
Aleighsa Welch	7	20	18-2
Alaina Coates	7	7	7-0
Tiffany Mitchell	1	6	5-1
Elem Ibiam	1	3	1-2
Asia Dozier	0	1	1-0

5+ Assists	2013-14	Career	Record
Asia Dozier	6	7	7-0
Tiffany Mitchell	5	5	5-0
Khadijah Sessions	5	5	5-0
Tina Roy	2	2	2-0
Olivia Gaines	1	1	1-0
Aleighsa Welch	1	1	1-0

5+ Steals	2013-14	Career	Record
Tiffany Mitchell	4	5	5-0
Tiffany Davis	0	1	1-0

5+ Blocks	2013-14	Career	Record
Elem Ibiam	4	6	6-0
Alaina Coates	1	1	1-0
Aleighsa Welch	1	1	1-0

Games Led Team In...

(Tied for team lead in each category included)

Scoring	2013-14	Career	Record
Tiffany Mitchell	9	16	15-1
Aleighsa Welch	6	21	13-8
Alaina Coates	5	5	5-0
Elem Ibiam	3	5	4-1
Asia Dozier	1	1	1-0
Khadijah Sessions	0	3	2-1
Tina Roy	0	2	2-0

Rebounding	2013-14	Career	Record
Alaina Coates	12	12	12-0
Aleighsa Welch	9	35	29-6
Elem Ibiam	5	10	10-0
Tiffany Mitchell	3	9	8-1

Assists	2013-14	Career	Record
Tiffany Mitchell	10	12	12-0
Khadijah Sessions	7	10	8-2
Asia Dozier	7	8	8-0
Aleighsa Welch	4	8	6-2
Tina Roy	2	3	3-0
Olivia Gaines	1	1	0-1

South Carolina has twice posted a Staley-era high of 25 assists this season, including Jan. 19 against Alabama on 30 made field goals – 83.3 percent. The Gamecocks also handed out 25 assists against Charleston Southern (Nov. 8) on 39 FGM. The percentage of assisted field goals has been over 60.0 percent in 13 of 23 games this season.

Four Gamecocks average at least 2.0 assists per game with sophomore Tiffany Mitchell leading the way with 3.5 to rank 14th in the SEC. Sophomore Khadijah Sessions is also over the 3.0 threshold with 3.2 assists per game on the season. In league play, sophomore Asia Dozier has been the primary passer, handing out 3.8 assists per SEC game to rank ninth. Mitchell is close behind in 13th with 3.0 per league game.

Century Mark for Staley

Head coach Dawn Staley captured her 100th victory at South Carolina on Dec. 2 against NC Central. She is the fourth of the program's seven all-time head coaches to reach the mark and the fastest to the total (164 games) of the three coaches to lead the team in the SEC era by nearly a full season.

South Carolina's third head coach, Pam Parsons, was the first and the fastest to reach 100 victories, hitting the plateau in her 143rd game at the helm just six games into her fifth season (1981-82). Nancy Wilson was next up, winning her 100th game in her 150th outing late in the 1988-89 season, en route to her school-record 231 Gamecock victories. Susan Walvius was the first head coach to have her entire South Carolina career in the SEC, hitting 100 wins in her 179th game on the sideline five games into her seventh season.

Home Grown, Nationally Known

Since her arrival for the 2008-09 season, South Carolina head coach Dawn Staley has been working to protect her new home state's best prospects while fielding a team that competes at a national level. Her efforts are paying dividends as this season's roster features seven Gamecocks who played high school basketball in the state of South Carolina, the highest percentage of the roster to be from the state since the 1990-91 squad featured eight South Carolinians on the 11-player roster. Beginning with Aleighsa Welch, the first South Carolina player to sign a National Letter of Intent for Staley, the Palmetto State has sent its players of the year to Columbia as Welch (2011), Asia Dozier (2012) and Alaina Coates (2013) have each earned the title during their high school careers.

20/20 Vision

The Gamecocks won their first eight games this season by at least 20 points for the first time in the Dawn Staley era, a streak ended with a 15-point victory at Charlotte (Dec. 8), and has since added four more to the list. South

Scoring Differentials

Largest lead in a win	by 70 (99-29), 2nd-0:49 vs. Charleston Southern, 11/8/13
Largest deficit overcome to win	by 12 (13-25), 1st-8:31 at Auburn, 1/12/14
Largest lead given up in a loss	by 5 (9-4), 1st-13:23 at Texas A&M, 1/16/14
Largest deficit in a loss	by 19 (15-34), 1st-0:29 at Texas A&M, 1/16/14

Team Specialty Stats

South Carolina/Opponent

	Pts. in Paint	Pts. Off TOs	2nd Chance Pts	Fast Break Pts
11/8 CSU	70/6	40/5	23/6	32/4
11/10 LA Tech	38/18	13/12	19/8	20/8
11/14 CofC	28/18	8/9	23/10	6/5
11/17 SHU	34/30	11/8	9/10	20/6
11/20 at Clemson	40/10	13/10	21/4	12/2
11/23 at SDSU	30/26	33/11	14/1	12/2
11/25 at USC	42/28	20/19	13/6	8/10
12/2 NCCU	40/6	19/3	8/10	22/2
12/8 at Char.	44/30	19/2	14/4	6/5
12/18 vs. UNC	36/44	30/16	13/18	0/2
12/20 Winthrop	28/24	16/25	10/9	4/15
12/22 SC St.	34/12	23/13	18/4	12/8
12/28 Sav. St.	34/18	28/8	9/8	15/4
1/2 at Ark.	30/18	10/27	10/14	4/4
1/5 Vandy	42/30	16/16	8/15	16/8
1/9 Kentucky	42/42	10/14	20/11	15/10
1/12 at Auburn	30/28	19/27	11/10	6/6
1/16 at TAMU	24/38	10/23	12/11	7/12
1/19 Alabama	30/20	17/14	8/9	6/4
1/26 at Vandy	46/32	16/20	10/11	6/2
1/30 Ole Miss	50/34	17/13	19/16	12/10
2/2 Mizzou	36/16	29/19	17/10	6/0
2/6 at Miss. St.	32/16	6/12	14/11	6/0
2/9 Arkansas	30/14	11/11	8/6	6/8
2/16 at LSU				
2/20 at Kentucky				
2/23 Florida				
2/28 Georgia				
3/2 at Tenn.				

Starters vs. Bench Points

	SC Starters	Opp. Starters	SC Bench	Opp. Bench
11/8 CSU	58	19	41	10
11/10 LA Tech	47	29	21	16
11/14 CofC	53	26	28	28
11/17 SHU	71	52	17	15
11/20 at Clemson	55	30	13	13
11/23 at SDSU	58	35	30	16
11/25 at USC	51	37	19	13
12/2 NCCU	57	16	32	11
12/8 at Char.	59	40	17	21
12/18 vs. UNC	62	63	4	11
12/20 Winthrop	60	51	7	10
12/22 SC St.	32	14	38	12
12/28 Sav. St.	55	10	27	30
1/2 at Ark.	43	42	12	9
1/5 Vandy	57	47	29	29
1/9 Kentucky	42	42	26	17
1/12 at Auburn	41	50	31	16
1/16 at TAMU	40	67	15	0
1/19 Alabama	49	38	28	13
1/26 at Vandy	49	37	12	20
1/30 Ole Miss	55	55	44	15
2/2 Mizzou	65	47	13	15
2/6 at Miss. St.	54	36	17	28
2/9 Arkansas	44	38	23	11
2/16 at LSU				
2/20 at Kentucky				
2/23 Florida				
2/28 Georgia				
3/2 at Tenn.				

Carolina opened the 2012-13 campaign with four straight 20-point wins en route to nine games with that minimum margin. The Gamecocks posted a total eight 20-point wins in 2011-12 after just two in 2010-11, one in 2009-10 and two in Staley's first season 2008-09.

Finding the Right Octave

South Carolina has scored at least 80 points in six games so far this season after reaching the mark just four times in the first five seasons of the Dawn Staley era combined. Five of this season's games are the first of the group to be played in Colonial Life Arena.

Under Staley, the Gamecocks are 9-1 in games in which they score 80 points with the lone loss coming in a double-overtime affair (94-92) at Clemson on Nov. 19, 2009. That was the only previous season in which the Gamecocks hit the 80-point plateau multiple times, adding an 80-68 victory at Alabama on Jan. 10, 2010.

Be the Change

South Carolina head coach Dawn Staley has provided an extra challenge for her program with the "Be the Change" theme for this season. Reflecting on her career as she prepared for enshrinement into the Naismith Memorial Basketball Hall of Fame and traveling in Africa this summer, she discovered she wanted her team to embrace the importance of focusing on others. In Africa especially, she noted the significant impact even small acts can have on the world around her.

To that end, Staley has challenged her program and everyone who supports it to commit 50,000 random acts of kindness this season. The program has set up Twitter (@SC_WBB_RAoK) and Facebook (SC Women's Basketball Random Acts of Kindness) accounts to help keep track of everyone's contributions. Fans are encouraged to submit their acts to those accounts.

Intro Video Vibe

South Carolina's intro video features voices familiar to the Gamecock faithful as redshirt sophomore Tina Roy and sophomore Khadijah Sessions collaborated for the second-straight year on the song that sets up the Gamecocks' starting lineup. It is the third season that Roy has written a song that reflects the team, the program and its goals. After the first year's song was more just for the team, South Carolina head coach Dawn Staley encouraged Roy to create one to share center stage at home games in 2012-13, which she did with support and "beats" from her first-year teammate Sessions. It was such a hit with fans and spark for the team that the duo did it again this season.

Drive for 5

The Gamecocks launched their "Drive for 5" women's basketball ticket campaign this season. Inspired by head coach Dawn Staley's jersey number during her Naismith Hall of Fame playing career, the campaign looks to bring at least 5,000 fans to every Gamecock women's basketball game. The Gamecocks were well on their way early in the season, surpassing 4,000 season tickets issued for the season for the first time in the Staley era.

The Gamecocks are currently averaging 5,638 fans per home game this season, a number that ranks third in the SEC and 12th in the nation.

Future Faces of the Gamecocks

South Carolina head coach Dawn Staley is the process of reeling in what would be one of the most significant recruiting classes in program history. The class currently includes four future Gamecocks, including the No. 7, No. 32 and No. 44 rated players, according to ESPN. The group gives South Carolina the fourth-best signing class in the nation, according to ESPN, trailing just UCLA (five signees), Duke (4) and Connecticut (4).

Bianca Cuevas (5-6/Guard/Bronx, N.Y./Nazareth Regional) – Rated as eighth-best point guard and No. 44 player overall in Class of 2014 by ESPN ... Named McDonald's All-America ... Helped high school team to consecutive state titles ... Earned all-state honors three times ... Averaged 17.1 points, 2.0 assists and 3.8 steals as a junior.

Doniyah Cliney (6-0/Guard/Newark, N.J./Malcolm X Shabazz) – Rated as high as No. 13 guard in Class of 2014 by ProspectNation.com ... Helped high school team to 33-1 record and the Group 2 State Championship as a junior ... Averaged 10.3 points and 1.3 assists last season ... Named honorable mention all-state ... Solid defender.

Kaydra Duckett (5-10/Guard/Columbia, S.C./Dreher) – Ranked No. 32 overall and No. 6 guard in Class of 2014 by ESPN ... Earned five-star status from ESPN ... Named all-state the last two seasons ... Named MVP at 2012 state tournament (sophomore) after guiding team to 3A state title ... Averaged 17.5 points, 2.3 assists and 3.4 steals as a junior.

Jatarie White (6-4/Post/Charlotte, N.C./Providence Day) – Ranked No. 7 overall and No. 1 post in Class of 2014 by ESPN ... Earned five-star status from ESPN and was named McDonald's All-America ... Tabbed preseason All-America by The Sporting News this season ... Named Gatorade North Carolina Player of the Year in 2013 and is a three-time all-state selection ... Part of the last three of Providence Day's four straight state championships ... Averaged 19 points, 11 rebounds, three blocks and two steals as a junior ... Helped USA Basketball bring home the gold medal at the 2011 FIBA Americas U16 Championships, averaging 9.8 points and 6.8 rebounds at the event ... Is a former high school teammate of current Gamecock Tiffany Mitchell.

South Carolina's Record When...

	SEC Only	All
Record.....	10-1	22-2
Playing a ranked opponent.....	2-1	2-2
Playing at home	6-0	14-0
Playing on the road	4-1	8-1
Playing at neutral site	0-0	0-1
Leading at half	9-0	21-0
Trailing at half	0-1	0-2
Tied at half	1-0	1-0
Playing an overtime game	0-1	0-1
0 players score in double figures	0-0	0-0
1 player scores in double figures	0-0	1-0
2 players score in double figures	0-1	0-1
3 players score in double figures	6-0	8-1
4 players score in double figures	2-0	8-0
5 players score in double figures	0-0	3-0
More than 5 players in double figures.....	2-0	2-0
Starters out-score opponent's starters	7-0	19-0
Opponent's starters score equal/more	3-1	3-2
Bench out-scores opponent's bench	6-1	13-1
Opponent's bench scores equal/more.....	4-0	9-1
Shooting 50% or better	5-0	12-0
Shooting between 40-49%	5-1	8-2
Shooting between 30-39%	0-0	1-0
Shooting less than 30%	0-0	0-0
Opponent shoots 50% or better.....	0-0	0-0
Opponent shoots between 40-49%	0-1	3-2
Opponent shoots between 30-39%	8-0	12-0
Opponent shoots less than 30%	2-0	7-0
Shooting better than opponent.....	10-1	22-1
Shooting worse than/equal to opponent	0-0	0-1
Having more FTs made than opponent	8-0	19-1
Having equal/less FTs made than opponent	2-1	3-1
Out-rebounding opponent.....	9-1	20-1
Having equal/less rebounds than opponent	1-0	2-1
Having more TOs than opponent	9-1	11-1
Having equal or less TOs than opponent.....	1-0	11-1
Attempting more FT than 3FG.....	9-1	20-2
Attempting equal/less FT than 3FG	1-0	2-0
Making 5 or more 3FGs.....	5-1	11-1
Making less than 5 3FGs.....	5-0	11-1
Making no 3 FGs.....	1-0	1-0
Attempting 15 or more 3FGs	0-0	6-0
Attempting less than 15 3FGs	10-1	16-2

	SEC Only	All
No South Carolina players foul out	7-1	17-2
One or more SC players foul out.....	2-0	4-0
Having 10 or more assists.....	10-0	22-0
Having less than 10 assists	0-1	0-2
Scoring more pts. in paint than opponent	9-0	21-0
Scoring equal/less pts. in paint than opp.	1-1	1-2
Scoring more pts. off TOs than opponent	3-0	13-1
Scoring equal/less pts. off TOs than opp.	7-1	9-1
Scoring more 2nd-chance pts.	6-1	16-1
Scoring equal/less 2nd-chance pts.....	4-0	6-1
Scoring more fast break pts.....	7-0	17-0
Scoring equal/less fast break pts.....	3-1	5-2
Wearing white uniforms	6-0	14-0
Wearing black uniforms	4-1	8-1
Wearing garnet uniforms.....	0-0	0-1
Playing in tournaments/classics	0-0	0-1
Playing on live television	4-1	10-1
Playing in November.....	0-0	7-0
Playing in December	0-0	5-1
Playing in January	7-1	7-1
Playing in February	3-0	3-0
Playing in March.....	0-0	0-0
Playing during the day.....	6-0	13-0
Playing at night	4-1	9-2
Playing on Sunday.....	6-0	10-0
Playing on Monday.....	0-0	2-0
Playing on Tuesday.....	0-0	0-0
Playing on Wednesday.....	0-0	1-1
Playing on Thursday.....	4-1	5-1
Playing on Friday	0-0	2-0
Playing on Saturday.....	0-0	2-0
Margin is 5 pts. or less.....	2-1	2-1
Margin is between 6-10.....	4-0	5-1
Margin is between 11-20.....	2-0	4-0
Margin is more than 20.....	2-0	11-0
Having a 20-pt. scorer	3-1	8-2
Having a 30-pt. scorer	0-0	0-0
Scoring 49 points or less.....	0-0	0-0
Scoring 50-59 points.....	1-0	1-0
Scoring 60-69 points.....	3-1	6-2
Scoring 70-79 points.....	5-0	9-0
Scoring 80-89 points.....	0-0	4-0
Scoring 90-99 points.....	1-0	2-0

2013-14 Team High / Low

South Carolina Highs	South Carolina Lows	Category	Opponent Lows	Opponent Highs
99 vs. Ole Miss, 1/30	55 at Arkansas, 1/2	Points in Game	25, NC Central, 12/2	74, vs. North Carolina, 12/18
99 vs. Charleston Southern, 11/8				
55 (2nd) vs. Ole Miss, 1/30	17 (1st) at Texas A&M, 1/16	Points in Half	12 (1st), SC State, 12/22 12 (2nd), NC Central, 12/2	45 (2nd) vs. Ole Miss, 1/30
39 vs. Charleston Southern, 11/8	21 vs. Arkansas, 2/9 21 at Arkansas, 1/2	Field Goals Made	8, NC Central, 12/2	28, vs. North Carolina, 12/18
66 vs. C. of Charleston, 11/14	41 at Auburn, 1/12	Field Goal Attempts	48, at San Diego St., 11/23 48, at Clemson, 11/20	73, Kentucky, 1/9
.609 (39-64) vs. Chas. Sthrn., 11/8	.379 (25-66) vs. CofC, 11/14	FG Percentage	.160 (8-50), NC Central, 12/2	.459 (28-61), vs. UNC, 12/18
9 at San Diego St., 11/23	0 at Vanderbilt, 1/26	3-Point FG Made	1, at Vanderbilt, 1/26 1, Kentucky, 1/9 1, NC Central, 12/2 1, at Southern Cal, 11/25 1, at San Diego St., 11/23	9, Missouri, 2/2
9 vs. C. of Charleston, 11/14				
28 vs. C. of Charleston, 11/14	2 at Vanderbilt, 1/26	3-Point FG Attempts	4, at Texas A&M, 1/16	23, Charleston Southern, 11/8
.667 (4-6) vs. Savannah St., 12/28	.000 (0-2) at Vanderbilt, 1/26	3-Point FG Percentage	.071 (1-14), NC Central, 12/2	.571 (4-7), LA Tech, 11/10
32 vs. Ole Miss, 1/30	7 at Vanderbilt, 1/26	Free Throws Made	0, SC State, 12/22	21, Ole Miss, 1/30
48 vs. Savannah State, 12/28	9 at Vanderbilt, 1/26	Free Throw Attempts	2, SC State, 12/22	31, Ole Miss, 1/30
.909 (10-11) vs. Alabama, 1/19	.364 (8-22) vs. LA Tech, 11/10	FT Percentage	.000 (0-2), SC State, 12/22	.933 (14-15), Vanderbilt, 1/5
62 vs. C. of Charleston, 11/14	27 at Auburn, 1/12	Rebounds	21, SC State, 12/22	43, Kentucky, 1/9 43, vs. North Carolina, 12/18
25 vs. Alabama, 1/19	6 vs. North Carolina, 12/18	Assists	4, Seton Hall, 11/17	16, Missouri, 2/2
25 vs. Charleston Southern, 11/8				
17 vs. Charleston Southern, 11/8	2 at Mississippi State, 2/6 2 vs. Alabama, 1/19	Steals	3, Missouri, 2/2 3, Ole Miss, 1/30 3, NC Central, 12/2	13, Arkansas, 2/9
14 at Mississippi State, 2/6	3 at Auburn, 1/12	Blocked Shots	0, at Vanderbilt, 1/26	6, at Auburn, 1/12
14 vs. Kentucky, 1/9	3 at Southern Cal, 11/25		0, at Charlotte, 12/8	6, at Arkansas, 1/2
24 at Vanderbilt, 1/26	7 vs. NC Central, 12/2	Turnovers	5, at Mississippi State, 2/6	25, at San Diego St., 11/23 25, Charleston Southern, 11/8
24 at Vanderbilt, 1/26	1 vs. SC State, 12/22	Fouls	13, NC Central, 12/2	33, Missouri, 2/2

2013-14 Individual Superlatives

Category	South Carolina	Opponent
Points in Game	24 by Alaina Coates vs. Ole Miss, 1/30 24 by Alaina Coates vs. Vanderbilt, 1/5	24 by Valencia McFarland, Ole Miss, 1/30 24 by Tabatha Richardson-Smith, Seton Hall, 11/17
Points in Half	18 (2nd) by Aleighsa Welch at Charlotte, 12/8	15 (2nd) by Erica Williams, Winthrop, 12/20 15 (1st) by Tabatha Richardson-Smith, Seton Hall, 11/17
Field Goals Made	11 by Alaina Coates vs. Vanderbilt, 1/5	9 by Christina Foggie, at Vanderbilt, 1/26 9 by Stephanie Mavunga, vs. North Carolina, 12/18
Field Goal Attempts	19 by Aleighsa Welch at Texas A&M, 1/16	22 by Ka-Deidre Simmons, Seton Hall, 11/17
FG Percentage	1.000 (7-7) by Alaina Coates vs. SC State, 12/22 1.000 (7-7) by Elem Ibiam vs. Charleston Southern, 11/8	.833 (5-6) by Kylee Smith, Vanderbilt, 1/5
3-Point FG Made	4 by Tiffany Mitchell vs. Winthrop, 12/20 4 by Asia Dozier at San Diego St., 11/23 4 by Asia Dozier vs. C. of Charleston, 11/14	5 by Tabatha Richardson-Smith, Seton Hall, 11/17
3-Point FG Attempts	10 by Asia Dozier, at San Diego St., 11/23	9 by Jessica Jackson, at Arkansas, 1/2
3-Point FG Percentage	.800 (4-5) by Tiffany Mitchell vs. Winthrop, 12/20	.833 (5-6) by Tabatha Richardson-Smith, Seton Hall, 11/17
Free Throws Made	12 by Tiffany Mitchell vs. Savannah State, 12/28	9 by Tia Faleru, Ole Miss, 1/30
Free Throw Attempts	16 by Tiffany Mitchell vs. Savannah State, 12/28	13 by Tia Faleru, Ole Miss, 1/30
FT Percentage	1.000 (9-9) by Alaina Coates vs. SC State, 12/22	1.000 (6-6) Jessica Jackson, Arkansas, 2/9
Rebounds	17 by Alaina Coates vs. Kentucky, 1/9 17 by Aleighsa Welch vs. C. of Charleston, 11/14	12 by Jhasmin Bowen, at Arkansas, 1/2 12 by Stephanie Mavunga, vs. North Carolina, 12/18
Assists	8 by Tiffany Mitchell vs. Ole Miss, 1/30 8 by Tiffany Mitchell vs. Alabama, 1/19 8 by Tiffany Mitchell at San Diego St., 11/23	8 by Dequesha McClanahan, Winthrop, 12/20
Steals	6 by Tiffany Mitchell at Auburn, 1/12	5 by Keira Peak, Arkansas, 2/9
Blocked Shots	7 by Elem Ibiam at Mississippi State, 2/6	4 by Monique Maximilien, Charleston Southern, 11/8
Turnovers	8 by Aleighsa Welch at Vanderbilt, 1/26	7 by Lianna Doty, Missouri, 2/2 7 by Kourtney Williams, SC State, 12/22 7 by Ahjalee Harvey, at San Diego St., 11/23
Minutes Played	43 by Aleighsa Welch at Texas A&M, 1/16	45 by Jordan Jones, at Texas A&M, 1/16

Staley Era Team Records

Italics indicates set in 2013-14

Scoring

Most	Points
1. vs. <i>Ole Miss</i> , 1/30/14	99
vs. <i>Charleston Southern</i> , 11/8/13	99
3. at Clemson, 11/19/09	92
4. at <i>San Diego State</i> , 11/23/13	88
vs. <i>Seton Hall</i> , 11/17/13	88

Fewest	Points
1. at Stanford, 11/26/10	32
2. vs. Georgia, 3/4/11	34
3. vs. Mississippi State, 3/5/09	39
4. at Georgia, 1/13/13	40
5. at Mississippi State, 2/26/09	41

Fewest Allowed	Points
1. vs. South Carolina State, 12/14/11	21
2. vs. Presbyterian, 11/27/11	24
3. vs. <i>SC State</i> , 12/22/13	26
4. vs. <i>NC Central</i> , 12/2/13	27
5. vs. <i>Charleston Southern</i> , 11/8/13	29

Most Allowed	Points
1. at Clemson, 11/19/09	94
2. vs. North Carolina, 12/20/09	93
3. vs. Xavier, 11/12/10	84
4. at Tennessee, 2/17/11	82
at Florida, 2/22/09	82

Margin of Outcome

Victory	Score	Margin
1. vs. <i>Charleston Southern</i> , 11/8/13	99-29	+70
2. vs. <i>NC Central</i>	79-27	+52
3. vs. <i>SC State</i> , 12/14/11	66-21	+45
4. vs. <i>SC State</i> , 12/22/13	70-26	+44
5. vs. <i>Savannah State</i> , 12/28/13	82-40	+42

Defeat	Score	Margin
1. at Stanford, 11/26/10	32-70	-38
2. vs. Georgia, 3/4/11	34-66	-32
3. vs. Stanford, 12/19/08	47-78	-31
4. at Penn State, 11/21/10	48-78	-30
5. vs. Connecticut, 12/28/08	48-77	-29

Field Goals

Made	FGM
1. vs. <i>Charleston Southern</i> , 11/8/13	39
2. vs. North Carolina, 12/20/09	34
at Clemson, 11/19/09	34
4. vs. North Carolina, 12/18/11	33
5. vs. Eastern Michigan, 3/17/12	32

Attempts	FGA
1. vs. Penn State, 11/20/11	76
2. at Clemson, 11/19/09	74
3. vs. Tennessee, 1/20/11	73
4. vs. Kansas, 3/25/13	72
5. vs. NC State, 12/13/09	71

Highest Percentage (Min. 40 FGA)	FGM-A	Pct
1. vs. <i>Charleston Southern</i> , 11/8/13	39-64	.609
2. vs. <i>Ole Miss</i> , 1/30/14	31-51	.608
3. at Alabama, 1/10/10	31-52	.596
4. vs. <i>NC Central</i> , 12/2/13	31-53	.585
5. vs. <i>Seton Hall</i> , 11/17/13	26-45	.578

Lowest Percentage (Min. 40 FGA)	FGM-A	Pct
1. at Stanford, 11/26/10	12-55	.218
2. vs. Georgia, 3/4/11	12-52	.231
3. at Florida, 1/20/13	15-64	.234
4. at Kentucky, 2/5/09	13-55	.236
5. at Georgia, 1/2/11	13-54	.241

Lowest Percentage Allowed	FGM-A	Pct
1. vs. South Carolina State, 12/14/11	6-48	.125
2. vs. <i>NC Central</i> , 12/2/13	8-50	.160
3. vs. <i>Charleston Southern</i> , 11/8/13	10-54	.185
4. vs. Hampton, 11/22/12	11-57	.193
5. vs. Furman, 12/9/12	11-46	.239
vs. Clemson, 11/18/12	11-46	.239

Highest Percentage Allowed	FGM-A	Pct
1. vs. Connecticut, 12/28/08	35-62	.565
vs. Florida, 1/9/11	26-46	.565
3. vs. Xavier, 11/12/10	34-61	.557
4. at Kentucky, 1/13/11	30-55	.545
5. vs. Vanderbilt, 2/27/11	27-50	.540

3-Point Field Goals Made	3FGM
1. at <i>San Diego State</i> , 11/23/13	9
vs. <i>College of Charleston</i> , 11/14/13	9
vs. Savannah State, 11/15/12	9
at Arkansas, 2/6/11	9
at Ole Miss, 1/16/11	9
vs. North Carolina, 12/18/11	9
vs. Ole Miss, 1/26/12	9

Attempts	3FGA
1. vs. Penn State, 11/20/11	29
2. vs. <i>College of Charleston</i> , 11/14/13	28
vs. North Carolina, 12/19/10	28
4. vs. Savannah State, 11/15/12	25
at Ole Miss, 1/16/11	25

Percentage (Min. 5 3FGA)	3FGM-A	Pct
1. vs. <i>Savannah State</i> , 12/28/13	4-6	.667
vs. Western Carolina, 12/29/12	6-9	.667
at Alabama, 1/10/10	8-12	.667
vs. Charlotte, 12/21/08	8-12	.667
5. vs. Florida, 2/12/12	8-13	.615

Free Throws

Made	FTM
1. vs. <i>Ole Miss</i> , 1/30/14	32
at Mississippi State, 1/6/13	32
3. vs. <i>Savannah State</i> , 12/28/13	30
vs. <i>Seton Hall</i> , 11/17/13	30
4. vs. SC State, 12/21/12	27

Attempts	FTA
1. at Mississippi State, 1/6/13	50
2. vs. <i>Savannah State</i> , 12/28/13	48
3. vs. <i>Missouri</i> , 2/2/14	46
4. vs. <i>Seton Hall</i> , 11/17/13	44
vs. SC State, 12/21/12	44

Percentage (Min. 10 FTA)	FTM-A	Pct
1. vs. <i>Alabama</i> , 1/19/14	10-11	.909
2. at <i>Mississippi State</i> , 2/6/14	20-23	.870
3. vs. Auburn, 1/2/09	23-26	.885
4. vs. San Diego State, 11/28/09	14-16	.875
5. vs. <i>Arkansas</i> , 2/9/14	22-26	.846

Rebounding

Total	Rebs
1. vs. <i>College of Charleston</i> , 11/14/13	62
2. at Florida, 1/20/13	59
3. vs. Hampton, 11/22/12	57
4. at <i>Texas A&M</i> , 1/16/14	53
vs. <i>Kentucky</i> , 1/9/14	53
at Alabama, 2/7/13	53
vs. Elon, 11/9/12	53
vs. Brown, 12/29/09	53

Offensive	ORebs
1. vs. Elon, 11/9/12	29
2. vs. College of Charleston, 11/23/11	27
3. vs. Kansas, 3/25/13	26
at Florida, 1/20/13	26
4. vs. Savannah State, 11/15/12	25
vs. Penn State, 11/20/11	25
at Penn State, 11/21/10	25

Defensive	DRebs
1. vs. <i>College of Charleston</i> , 11/14/13	39
vs. Hampton, 11/22/12	39
3. at <i>Arkansas</i> , 1/2/14	38
4. at <i>Texas A&M</i> , 1/16/15	37
5. vs. <i>Kentucky</i> , 1/9/14	36

Margin	Rebs	Margin
1. at Alabama, 2/7/13	53-24	+29
2. vs. <i>SC State</i> , 12/22/13	47-21	+26
vs. Florida Gulf Coast, 11/23/12	46-20	+26
4. vs. Hampton, 11/22/12	57-32	+25
5. vs. <i>College of Charleston</i> , 11/14/13	62-38	+24
vs. Savannah State, 11/15/12	50-26	+24

Assists

Game	Assists
1. vs. <i>Alabama</i> , 1/19/14	25
vs. <i>Charleston Southern</i> , 11/8/13	25
3. at <i>San Diego State</i> , 11/23/13	24
4. vs. <i>Ole Miss</i> , 1/30/14	22
vs. Eastern Michigan, 3/17/12	22

Steals

Game	Steals
1. vs. Furman, 12/11/11	21
2. vs. <i>Charleston Southern</i> , 11/8/13	17
3. vs. NC State, 12/12/10	16
vs. USC Upstate, 12/16/08	16
5. vs. Furman, 12/9/12	15
vs. High Point, 12/2/09	15
vs. Davidson, 11/24/08	15

Blocked Shots

Game	Blocks
1. at <i>Mississippi State</i> , 2/6/14	14
vs. <i>Kentucky</i> , 1/9/14	14
3. vs. <i>Charleston Southern</i> , 11/14/13	12
4. at <i>Arkansas</i> , 1/2/14	11
vs. Eastern Michigan, 3/17/12	11
vs. Furman, 12/11/11	11

Turnovers

Fewest	TOs
1. at Tennessee, 2/2/12	4
2. at Missouri, 2/28/13	5
vs. Georgia, 3/2/12	5
vs. Ole Miss, 3/3/11	5
5. vs. Stanford, 12/19/12	7
at Louisiana Tech, 11/12/12	7
vs. Tennessee, 3/3/12	7

Most	TOs
1. at Wake Forest, 12/3/08	32
2. vs. Hampton, 11/22/12	29
vs. Kentucky, 1/15/12	29
4. at Kentucky, 1/13/11	28
5. vs. Jacksonville, 12/30/08	26

The Last Time ...

Individual

Scored 50 Points

South Carolina 51, Jocelyn Penn vs. Stetson, 1/4/03
Opponent Never

Scored 40 Points

South Carolina 51, Jocelyn Penn vs. Stetson, 1/4/03
Opponent 46, Cornelia Gayden, LSU, 1/14/95

Scored 30 Points

South Carolina 30, Ieasia Walker vs. Clemson, 11/18/10
Opponent 32, LaQueta Ferguson, Florida International, 11/25/07

Grabbed 20 Rebounds

South Carolina 25, Kelsey Bone vs. Boston University, 12/28/09
Opponent 24, Courtney Paris, Oklahoma, 12/30/07

Grabbed 15 Rebounds

South Carolina 16, Aleighsa Welch at Texas A&M, 1/16/14
Opponent 15, Kelsey Bone, Texas A&M, 2/10/13

Two Players with 20 or More Points

South Carolina La'Keisha Sutton 21/Markeshia Grant 20 vs. North Carolina, 12/18/11
Opponent Monica Engelmann 27/Angel Goodrich 20, Kansas, 3/25/13

Two Players with 10 or More Rebounds

South Carolina Aleighsa Welch 16/Elem Ibiyam 12 at Texas A&M, 1/16/14
Opponent Quistelle Williams 10/Berna Calli 10, Arkansas, 1/27/13

Had 10 Assists

South Carolina 10, Samone Kennedy at Florida, 2/24/08
Opponent 11, Marneshia Richard, Mississippi State, 1/21/07

Had Five Steals

South Carolina 6, Tiffany Mitchell at Auburn, 1/12/14
Opponent 5, Keira Peak, Arkansas, 2/9/14

Had Five Blocked Shots

South Carolina 5, Aleighsa Welch vs. Arkansas, 2/9/14
Opponent 7, Isabelle Harrison, Tennessee, 1/3/13

Had a Double-Double

South Carolina Aleighsa Welch (18 pts/11 rebs) at Mississippi State, 2/6/14
Opponent Bri Kulas (21 pts/10 rebs), Missouri, 2/2/14

Two Players had a Double-Double

South Carolina Alaina Coates (10 pts/17 rebs)/Aleighsa Welch (16 pts/14 rebs) vs. Kentucky, 1/9/14
Opponent Chiney Ogumike (11 pts/10 rebs)/Nnemkadi Ogumike (39 pts/10 rebs), Stanford, 3/24/12

Three Players had a Double-Double

South Carolina Ashley Bruner (16 pts/12 rebs)/Aleighsa Welch (16 pts/ 11 rebs)/ Elem Ibiyam (12 pts/10 rebs) vs. Kansas, 3/25/13
Opponent Merlakia Jones (26 pts/10 rebs)/Takilya Davis (19 pts/13 rebs)/ DeLisha Milton (14 pts/15 rebs), at Florida, 2/20/94

Had a Triple-Double

South Carolina Iva Sliskovic (18 pts, 15 rebs, 10 assts) vs. High Point, 12/20/06
Opponent Never

Team

Scored 100 Points

South Carolina 102 vs. North Carolina A&T, 3/21/08
Opponent 103, Clemson, 11/21/03

Won by 30 or More Points

South Carolina 82-40 (42) vs. Savannah State, 12/28/13
Opponent 66-34 (32), Georgia, 3/4/11

Shot 65% or Better from the Field

South Carolina .652 (45-69) vs. East Tennessee State, 12/19/00
Opponent Never

Shot 60% or Better from the Field

South Carolina .608 (31-51) vs. Ole Miss, 1/30/14
Opponent .604 (29-48), Vanderbilt, 1/18/01

Shot 50% or Better from the Field

South Carolina .608 (31-51) vs. Ole Miss, 1/30/14
Opponent .535 (23-43), Missouri, 2/28/13

No Players in Double-Figure Points

South Carolina at Auburn, 1/19/12
Opponent Arkansas, 2/9/14

Five Players in Double-Figure Points

South Carolina vs. Missouri, 2/2/14
Opponent Arkansas, 2/14/10

More Than Five Players in Double-Figure Points

South Carolina 6 vs. Missouri, 2/2/14
Opponent 6, at Georgia, 2/13/03

Faced AP Top-25 Opponent

Win 61-57 at No. 16 Vanderbilt, 1/26/14
Loss 65-67 at No. 25 Texas A&M, 1/16/14

Faced AP Top-10 Opponent

Win 68-59 vs. No. 9 Kentucky, 1/9/14
Loss 78-74 at No. 7 Kentucky, 2/14/13

Faced AP Top-5 Opponent

Win 55-50 vs. No. 5 Kentucky, 1/24/13
Loss 49-53 vs. No. 1 Stanford, 12/19/12

Faced AP No. 1 Team

Win Never
Loss 49-53 vs. No. 1 Stanford, 12/19/12

Overtime Game

Win 58-55 vs. Drexel, 11/28/12
Loss 65-57 at Texas A&M, 1/16/14

Double-Overtime Game

Win 92-91 at Florida State, 2/4/91
Loss 92-94 at Clemson, 11/19/09

South Carolina Was Ranked (AP Poll)

AP No. 1 Never
AP Top 10 No. 5, 2/10/14
AP Top 25 No. 5, 2/10/14



ALAINA COATES

**6-4
Freshman
Center
Irmo, S.C.
Dutch Fork**

#41

Miscellaneous Stats

	Season	Career
Double-Double	7	7
20+ Points	5	5
10+ Points	16	16
10+ Rebounds	7	7
Tm-High Pts.	5	5
Tm-High Rebs.	12	12

- Has played in 24 games, including one start (LA Tech)
- Named SEC Freshman of the Week four times
- Only freshman to rank among SEC's top 25 scorers (23rd) and top 20 rebounders (8th) ... Is third in SEC and 45th in nation with 2.0 blocks per game
- Holds Gamecock freshman record with 49 blocked shots, tying her for seventh in the all-time single-season standings
- Has led the team in scoring five times (Charleston Southern, at San Diego St., SC State, Vanderbilt, Ole Miss)
- Has led the team in rebounding 12 times (LA Tech, Seton Hall, at San Diego St., at USC, NC Central, Savannah St., at Ark., Vandy, Kentucky, Auburn, Ole Miss, Ark.)
- Named SEC Freshman of the Week (Feb. 3) after averaging 12.0 points and 11.3 rebounds in wins over Kentucky and Auburn
- Became first freshman to record at least 20 points against an SEC opponent since the 2010 SEC Tournament with her career-high tying 24 against Ole Miss (Jan. 30), making her one of just six Gamecock freshman all-time to record at least five 20-point games
- Played just 12 minutes at #16/19 Vanderbilt (Jan. 26) due to foul trouble, still blocking four shots, including three in second half to help secure victory
- Posted six points and six rebounds in just 11 minutes of first-half action against Alabama (Jan. 19), narrowly missing a double-double with 10 points and nine rebounds
- Earned third SEC Freshman of the Week award (Jan. 13) after averaging 12.0 points and 11.3 rebounds in wins over Kentucky and Auburn
- Scored all 14 of her points at Auburn, (Jan. 12) in first half, including eight during 19-10 run that closed half with game tied after Gamecocks trailed by as many as 12
- Set Gamecock freshman record with 17 rebounds against #9/10 Kentucky (Jan. 9) and posted fourth-straight double-double
- Named SEC Freshman of the Week (Jan. 6) for back-to-back double-doubles to open SEC play, becoming first Gamecock freshman ever to post double-doubles in her first two SEC outings
- Scored 12 of her career-high 24 points against Vanderbilt (Jan. 5) during final 10 minutes of first half to help turn two-point deficit into 11-point halftime lead
- Tied program's freshman single-game record with five blocks at Arkansas (Jan. 2) while posting second-straight double-double, including five defensive rebounds during crucial seven-minute stretch of second half to keep Razorbacks from putting together complete rally
- Recorded double-double against Savannah State (Dec. 28), doing nearly all of it in the second half – 11 points and nine rebounds in final 20 minutes
- Posted only perfect shooting night by a freshman (minimum five attempts each in program history), hitting 7-of-7 from the field and 9-of-9 free throws against SC State (Dec. 22), with field goal performance tying for fourth in Colonial Life Arena history
- Scored 17 of her career-high 21 points at San Diego State (Nov. 23) in the second half, including a personal 7-0 run late in the game

2013-14 Game-by-Game

Opponent	Date	GS	MIN	FG-A	3FG-A	FTA	Reb	PF	A	TO	B	S	TP
Chas. Sthrn.	11/08	17	9-14	0-0	2-2	4-3-7	2	1	1	2	1	20	
LA Tech	11/10	*	19	6-10	0-0	0-3	5-5-10	3	0	0	0	12	
CofC	11/14		13	3-6	0-0	5-9	5-9-14	2	0	1	3	11	
Seton Hall	11/17		19	4-5	0-0	2-6	3-5-8	3	1	0	4	10	
at Clemson	11/20		15	2-5	0-0	5-8	1-5-6	4	0	1	1	2	9
at San Diego State	11/23		22	5-6	0-0	11-15	1-7-8	4	0	0	1	0	21
at USC	11/25		17	4-7	0-0	0-1	1-8-9	4	0	2	0	1	8
NC Central	12/02		22	7-8	0-0	1-2	2-5-7	3	1	1	2	15	
at Charlotte	12/08		12	0-4	0-0	2-2	2-2-4	0	0	0	2	0	2
vs. N. Carolina	12/18		9	0-0	0-0	0-0	0-1-1	1	0	1	1	0	0
Winthrop	12/20		8	1-2	0-0	1-2	3-0-3	1	0	4	1	0	3
SC State	12/22		17	7-7	0-0	9-9	0-5-5	0	1	3	3	0	23
Savannah St.	12/28		24	4-5	0-0	9-14	5-7-12	2	0	2	3	0	17
at Arkansas*	01/02		26	5-8	0-0	1-2	2-10-12	3	0	2	5	0	11
Vanderbilt*	01/05		28	11-16	0-0	2-4	4-6-10	2	0	3	3	1	24
Kentucky*	01/09		27	3-9	0-0	4-7	7-10-17	2	0	3	4	1	10
at Auburn*	01/12		25	4-5	0-0	6-10	2-4-6	1	0	1	1	1	14
at Texas A&M*	01/16		22	3-6	0-0	2-4	2-3-5	3	0	3	0	1	8
Alabama*	01/19		21	4-9	0-0	2-2	5-4-9	4	1	1	2	0	10
at Vanderbilt*	01/26		12	3-4	0-0	0-1	0-5-5	5	0	3	4	0	6
Ole Miss*	01/30		22	8-10	0-0	8-10	3-9-12	3	0	1	0	1	24
Missouri*	02/02		16	5-7	0-0	3-9	1-4-5	1	1	0	4	0	13
at Miss. State*	02/06		21	3-7	0-0	2-2	1-4-5	2	0	0	3	0	8
Arkansas*	02/09		22	3-5	0-0	4-5	1-7-8	1	0	7	0	0	10
at LSU*	02/16												
at Kentucky*	02/20												
Florida*	02/23												
Georgia*	02/27												
at Tennessee*	03/02												

- Made 11 free throws at San Diego State (Nov. 23), second-most by a Gamecock freshman in school history while her 15 attempts tied the freshman record
- Named SEC Freshman of the Week (Nov. 18) after averaging a double-double in two games (CofC, Seton Hall)
- Grabbed 14 rebounds against CofC (Nov. 14), 10 in the second half, to tie for third in school history among freshmen, one shy of the freshman school record

Career Highs – All Games

Pts ... 24, 2x, last vs. Ole Miss, 1/30/14
FG 11 vs. Vanderbilt, 1/5/14
FGA 16 vs. Vanderbilt, 1/5/14
FG % 1.00 (7-7) vs SC State, 12/22/13
FT 11 at San Diego St., 11/23/13
FTA 15 at San Diego St., 11/23/13
FT % 1.00 (9-9), vs. SC State, 12/22/13
Rebs 17 vs. Kentucky, 1/9/14
Off Rebs 7 vs. Kentucky, 1/9/14
Def Rebs 10, 2x, last vs. Kentucky, 1/9/14
Blks 5 at Arkansas, 1/2/14
Stls 2 at Clemson, 11/20/13
Assts 1, 6x, last vs. Missouri, 2/2/14
Min 28 vs. Vanderbilt, 1/5/14

Career – SEC Games

Pts ... 24, 2x, last vs. Ole Miss, 1/30/14
FG 11 vs. Vanderbilt, 1/5/14
FGA 16 vs. Vanderbilt, 1/5/14
FG %800 (8-10), vs Ole Miss, 1/30/14
FT 8 vs. Ole Miss, 1/30/14
FTA 10, 2x, last vs. Ole Miss, 1/30/14
FT % 1.00 (2-2), 2x, last at Miss. St., 2/6/14
Rebs 17 vs. Kentucky, 1/9/14
Off Rebs 7 vs. Kentucky, 1/9/14
Def Rebs 10, 2x, last vs. Kentucky, 1/9/14
Blks 5 at Arkansas, 1/2/14
Stls 1, 5x, last vs. Ole Miss, 1/30/14
Assts 1, 2x, last vs. Missouri, 2/2/14
Min 28 vs. Vanderbilt, 1/5/14

Career Stats at South Carolina

Year	GP	GS	Min	Avg	FG	FGA	Pct	3FG	FGA	Pct	FT	FTA	Pct	Off	Def	Tot	Avg	PF	FO	A	TO	Blk	Stl	Pts	Avg
2013-14	24	1	456	19.0	104	165	.630	0	0	—	81	129	.628	60	128	188	7.8	56	1	6	40	49	11	289	12.0



TIFFANY DAVIS

5-7
R-Freshman
Guard
Houston, Texas
Westbury Christian

#15

Miscellaneous Stats

	Season	Career
Double-Double	0	0
10+ Points	1	1
5+ Assists	0	0
5+ Steals	0	1
Tm-High Pts.	0	0
Tm-High Assts.	0	0

- Has played in 22 games, including seven starts
- Hit a pair of 3s en route to a career-high 11 points against Ole Miss (Jan. 30)
- Was solid against pressure from #9/10 Kentucky (Jan. 9), not committing a turnover in 16 minutes on the floor
- Grabbed a career-high six rebounds at Arkansas (Jan. 2)
- Scored a career-high eight in her third start of the season against Savannah State (Dec. 28), including a perfect shooting night highlighted by a pair of 3s
- Posted her most productive start against SC State (Dec. 22), scoring six points and matching career high with three assists
- Drew first career start against Winthrop (Dec. 20), taking over point guard duties from the injured Khadijah Sessions
- Returned to action at Charlotte (Dec. 8) after recovering from shoulder injury, playing a steady eight minutes
- Matched her career high with three assists in just three minutes at San Diego State (Nov. 23) before a first-half shoulder injury ended her game
- Scored a career-high seven points against College of Charleston (Nov. 14), hitting 2-of-4 from the field, including a 3-pointer, while dishing out three assists
- Returned from knee surgery last season to score five points on 2-of-3 shooting in the season opener against Charleston Southern (Nov. 8)

2013-14 Game-by-Game

Opponent	Date	GS	MIN	FG-A	3FG-A	FTA	Reb	PF	A	TO	B	S	TP
Chas. Sthrn.	11/08	16	2-3	0-0	1-3	1-1-2	1	1	2	1	0	5	
LA Tech	11/10	10	1-4	1-4	0-0	1-1-2	0	1	2	0	1	3	
CofC	11/14	19	2-4	1-2	2-2	0-1-1	0	3	2	0	1	7	
Seton Hall	11/17	5	0-0	0-0	0-0	0-1-1	0	0	1	0	0	0	
at Clemson	11/20	10	0-0	0-0	0-0	0-0-0	0	1	0	0	0	0	
at San Diego State	11/23	3	0-1	0-0	0-0	0-0-0	0	3	0	0	0	0	
at USC	11/25												
NC Central	12/02												
at Charlotte	12/08	8	0-0	0-0	0-0	0-0-0	1	0	1	0	0	0	
vs. N. Carolina	12/18	7	0-1	0-0	0-0	0-0-0	0	0	0	0	0	0	
Winthrop	12/20	* 26	1-5	1-5	0-0	0-4-4	2	2	6	0	1	3	
SC State	12/22	* 15	2-6	2-2	0-0	0-1-1	0	3	3	0	1	6	
Savannah St.	12/28	* 22	3-3	2-2	0-2	0-1-1	1	0	1	0	0	8	
at Arkansas*	01/02	* 30	1-4	0-1	1-2	0-6-6	3	1	6	0	0	3	
Vanderbilt*	01/05	* 18	1-2	0-1	1-1	0-1-1	3	2	1	0	0	3	
Kentucky*	01/09	* 16	0-2	0-0	0-0	0-0-0	2	1	0	0	0	0	
at Auburn*	01/12	* 3	0-1	0-1	0-0	0-1-1	1	0	2	0	0	0	
at Texas A&M*	01/16	11	0-0	0-0	0-1-1	2	0	1	0	0	0	0	
Alabama*	01/19	1	0-1	0-0	0-0	0-0-0	0	0	1	0	0	0	
at Vanderbilt*	01/26	6	0-0	0-0	0-0	0-1-1	1	1	1	0	0	0	
Ole Miss*	01/30	16	2-3	2-2	5-6	0-2-2	1	1	2	0	0	11	
Missouri*	02/02	11	0-2	0-2	0-0	0-0-0	2	2	1	0	0	0	
at Miss. State*	02/06	13	2-4	0-2	0-0	0-0-0	0	0	1	0	0	4	
Arkansas*	02/09	12	1-3	1-1	0-0	2-0-2	0	1	0	0	0	3	
at LSU*	02/16												
at Kentucky*	02/20												
Florida*	02/23												
Georgia*	02/27												
at Tennessee*	03/02												

Career Highs – All Games

Pts	11 vs. Ole Miss, 1/30/14
FG	3 vs. Savannah State, 12/28/13
FGA	6 vs. SC State, 12/22/13
3FG	2, 3x, last vs. Ole Miss, 1/30/14
3FGA	5 vs. Winthrop, 12/20/13
FT	5 vs. Ole Miss, 1/30/14
FTA	6 vs. Ole Miss, 1/30/14
Rebs	6 at Arkansas, 1/2/14
Off Rebs	4 vs. Winthrop 12/20/13
Def Rebs	6 at Arkansas, 1/2/14
Stls	5 vs. Elon, 11/9/12
Assts	3, 4x, last vs. SC State, 12/22/13
Min	30 at Arkansas, 1/2/14

Career Highs – SEC Games

Pts	11 vs. Ole Miss, 1/30/14
FG	2, 2x, last at Miss. St., 2/6/14
FGA	4, 2x, last at Miss. St., 2/6/14
3FG	2 vs. Ole Miss, 1/30/14
3FGA	2, 3x, last at Miss. St., 2/6/14
FT	5 vs. Ole Miss, 1/30/14
FTA	6 vs. Ole Miss, 1/30/14
Rebs	6 at Arkansas, 1/2/14
Off Rebs	2 vs. Arkansas, 2/9/14
Def Rebs	6 at Arkansas, 1/2/14
Stls	
Assts	2, 2x, last vs. Missouri, 2/2/14
Min	30 at Arkansas, 1/2/14

Season Highs – All Games

Pts	11 vs. Ole Miss, 1/30
FG	3 vs. Savannah State, 12/28
FGA	6 vs. SC State, 12/22
3FG	2, 3x, last vs. Ole Miss, 1/30
3FGA	5 vs. Winthrop, 12/20
FT	5 vs. Ole Miss, 1/30
FTA	6 vs. Ole Miss, 1/30
Rebs	6 at Arkansas, 1/2
Off Rebs	4 vs. Winthrop 12/20
Def Rebs	6 at Arkansas, 1/2
Stls	1, 4x, last vs. SC State, 12/22
Assts	3, 3x, last vs. SC State, 12/22
Min	30 at Arkansas, 1/2

Season Highs – SEC Games

Pts	11 vs. Ole Miss, 1/30
FG	2, 2x, last at Miss. St., 2/6
FGA	4, 2x, last at Miss. St., 2/6
3FG	2 vs. Ole Miss, 1/30
3FGA	2, 3x, last at Miss. St., 2/6
FT	5 vs. Ole Miss, 1/30
FTA	6 vs. Ole Miss, 1/30
Rebs	6 at Arkansas, 1/2
Off Rebs	2 vs. Arkansas, 2/9
Def Rebs	6 at Arkansas, 1/2
Stls	
Assts	2, 2x, last vs. Missouri, 2/2
Min	30 at Arkansas, 1/2

Career Stats at South Carolina

Year	GP	GS	Min	Avg	FG	FGA	Pct	3FG	FGA	Pct	FT	FTA	Pct	Off	Def	Tot	Avg	PF	FO	A	TO	Blk	Stl	Pts	Avg
2012-13	3	0	40	13.3	4	8	.500	1	4	.250	3	4	.750	1	3	4	1.3	2	0	4	2	0	5	12	4.0
2013-14	22	7	278	12.6	18	49	.367	10	25	.400	10	16	.625	4	22	26	1.1	20	0	23	34	1	4	56	2.5
Career Totals	25	7	318	12.7	22	57	.386	11	29	.379	13	20	.650	5	25	30	1.2	22	0	27	36	1	9	68	2.7



ASIA DOZIER

6-0
Sophomore
Guard/Forward
Columbia, S.C.
Spring Valley

#31

Miscellaneous Stats

	Season	Career
Double-Double	0	0
10+ Points	7	9
10+ Rebounds	0	1
5+ Assists	6	7
Tm-High Pts.	1	1
Tm-High Assts.	7	8

- Has played in every game this season, starting 23
- Has led the team in scoring one time (CofC)
- Had led the team in assists seven times (at Charlotte, at Arkansas, Vanderbilt, Kentucky, at Auburn, at Miss. St., Arkansas)
- Ranks ninth in the SEC with 3.8 assists per conference game with three league games of five assists
- Hit clutch 3-pointer during Bulldogs' second-half rally at Mississippi State (Feb. 6) then scored on baseline out-of-bounds play after lead was cut to one, finishing in double-figure points for second-straight game
- Handed out career-high six assists against Ole Miss (Jan. 30)
- Scored all of her nine points at #16/19 Vanderbilt (Jan. 26) in first half, including seven straight to help team stay in front while three other starters sat with foul trouble
- Drained a 3 to bring Gamecocks within a point with under four minutes to play at #25/21 Texas A&M
- Hit a 3 early in second half at Auburn (Jan. 12) to give Gamecocks first lead of the game, added a free throw late in game to hold off Tigers' late rally
- Dished team-high five assists against Vanderbilt (Jan. 5) for second-straight game
- Played solid all-around game at Arkansas (Jan. 2), tying career high with five assists while logging just shy of the full 40 minutes
- Netted three 3s en route to 13 points and handed out five assists in 39 minutes, playing huge role in staving off second-half Winthrop (Dec. 20) rally
- Responded well to coming off the bench at Charlotte (Dec. 8), contributing in every category – 10 points, four assists, five rebounds, two steals in 32 minutes
- Scored all of her career-high 16 points at San Diego State (Nov. 23) in the first half, hitting 3-of-6 3s in her 17 minutes before halftime
- Posted a career-high 16 points against CofC (Nov. 14) to lead team in scoring for first time in her career

2013-14 Game-by-Game

Opponent	Date	GS	MIN	FG-A	3FG-A	FTA	Reb	PF	A	TO	B	S	TP
Chas. Sthrn.	11/08	*	17	1-3	0-0	2-2	2-1-3	1	5	1	1	2	4
LA Tech	11/10	*	21	3-5	1-1	0-0	0-1-1	1	0	3	0	0	7
CofC	11/14	*	25	6-12	4-8	0-0	0-2-2	1	3	1	0	0	16
Seton Hall	11/17	*	27	2-6	2-4	0-0	0-4-4	2	2	3	0	2	6
at Clemson	11/20	*	30	2-9	0-5	0-1	3-6-9	3	0	2	0	0	4
at San Diego State	11/23	*	28	5-13	4-10	2-2	3-0-3	2	0	2	0	2	16
at USC	11/25	*	25	1-4	0-1	2-2	0-2-2	1	2	3	0	0	4
NC Central	12/02	*	18	2-3	1-2	1-2	0-2-2	0	1	0	0	0	6
at Charlotte	12/08		32	4-7	0-1	2-3	2-3-5	1	4	5	1	2	10
vs. N. Carolina	12/18	*	21	1-3	0-2	1-2	1-2-3	4	1	2	0	0	3
Winthrop	12/20	*	39	4-9	3-7	2-4	0-2-2	1	5	2	0	0	13
SC State	12/22	*	20	1-5	1-4	1-2	0-0-4	0	3	1	0	1	4
Savannah St.	12/28	*	19	4-8	2-2	0-0	0-1-1	2	1	0	0	1	10
at Arkansas*	01/02	*	40	4-12	1-3	0-0	0-2-2	2	5	7	0	1	9
Vanderbilt*	01/05	*	29	1-7	1-2	2-2	0-1-1	2	5	5	0	1	5
Kentucky*	01/09	*	24	0-6	0-1	0-0	0-1-1	3	4	2	1	0	0
at Auburn*	01/12	*	31	3-4	2-3	1-3	0-5-5	2	3	5	0	0	9
at Texas A&M*	01/16	*	33	2-9	1-5	0-0	0-3-3	4	0	4	1	0	5
Alabama*	01/19	*	26	3-4	2-3	0-0	0-3-3	1	5	1	0	0	8
at Vanderbilt*	01/26	*	29	4-9	0-1	1-2	0-3-3	3	2	0	0	0	9
Ole Miss*	01/30	*	23	1-4	0-1	2-4	0-1-1	1	6	2	0	1	4
Missouri*	02/02	*	33	3-6	3-4	2-4	1-2-3	4	4	0	1	1	11
at Miss. State*	02/06	*	27	4-8	2-3	0-0	1-2-3	3	4	2	0	1	10
Arkansas*	02/09	*	20	0-4	0-4	0-0	0-0-1	0	4	3	0	0	0
at LSU*	02/16												
at Kentucky*	02/20												
Florida*	02/23												
Georgia*	02/27												
at Tennessee*	03/02												

Career Highs – All Games

Pts 16, 2x, last at San Diego St., 11/23/13
FG 6 vs. C. of Charleston, 11/14/13
FGA..... 13 at San Diego St., 11/23/13
3FG... 4, 2x, last at San Diego St., 11/23/13
3FGA..... 10 at San Diego St., 11/23/13
FTA..... 4 vs. Elon, 11/9/12
FTA..... 7 vs. Elon, 11/9/12
Rebs..... 10 vs. Elon, 11/9/12
Off Rebs 4 vs. Elon, 11/9/12
Def Rebs . 6, 2x, last at Clemson, 11/20/13
Blks..... 1, 9x, last vs. Missouri, 2/2/14
Stls..... 2, 5x, last at Charlotte, 12/8/13
Assts..... 6 vs. Ole Miss, 1/30/14
Min..... 40 at Arkansas, 1/2/14

Season Highs – All Games

Pts .. 16, 2x, last at San Diego St., 11/23
FG 6 vs. C. of Charleston, 11/14
FGA..... 13 at San Diego St., 11/23
3FG.. 4, 2x, last at San Diego St., 11/23
3FGA..... 10 at San Diego St., 11/23
FT..... 2, 8x, last vs. Missouri, 2/2
FTA..... 4, 3x, last vs. Missouri, 2/2
Rebs..... 9 at Clemson, 11/20
Off Rebs .. 3, 2x, last at San Diego St., 11/23
Def Rebs..... 6 at Clemson, 11/20
Blks 1, 5x, last vs. Missouri, 2/2
Stls..... 2, 4x, last at Charlotte, 12/8
Assts 6 vs. Ole Miss, 1/30
Min..... 40 at Arkansas, 1/2

Career Highs – SEC Games

Pts 11 vs. Missouri, 2/2
FG 4, 4x, last at Miss. St., 2/6/14
FGA..... 12 at Arkansas, 1/2/14
3FG 3 vs. Missouri, 2/2/14
3FGA..... 6 at Ole Miss, 2/17/13
FT..... 2, 3x, last vs. Missouri, 2/2/14
FTA..... 4, 2x, last vs. Missouri, 2/2/14
Rebs..... 6 at Ole Miss, 2/17/13
Off Rebs..... 2 at Ole Miss, 2/17/13
Def Rebs..... 5 at Auburn, 1/12/14
Blks 1, 4x, last vs. Missouri, 2/2/14
Stls..... 1, 6x, last at Miss. St., 2/6/14
Assts 6 vs. Ole Miss, 1/30/14
Min..... 40 at Arkansas, 1/2/14

Season Highs – SEC Games

Pts 11 vs. Missouri, 2/2
FG 4, 3x, last at Miss. St., 2/6
FGA..... 12 at Arkansas, 1/2
3FG 3 vs. Missouri, 2/2
3FGA..... 5 at Texas A&M, 1/16
FT..... 2, 3x, last vs. Missouri, 2/2
FTA..... 4, 2x, last vs. Missouri, 2/2
Rebs..... 5 at Auburn, 1/12
Off Rebs 1, 2x, last at Miss. St., 2/6
Def Rebs..... 5 at Auburn, 1/12
Blks 1, 3x, last vs. Missouri, 2/2
Stls..... 1, 5x, last at Miss. St., 2/6
Assts 6 vs. Ole Miss, 1/30
Min..... 40 at Arkansas, 1/2

Career Stats at South Carolina

Year	GP	GS	Min	Avg	FG	FGA	Pct	3FG	FGA	Pct	FT	FIA	Pct	Off	Def	Tot	Avg	PF	FO	A	TO	Blk	Stl	Pts	Avg
2012-13	31	0	398	12.8	28	134	.209	16	91	.176	11	24	.458	19	42	61	2.0	35	1	25	20	4	8	83	2.7
2013-14	24	23	637	26.5	61	160	.381	30	77	.390	21	35	.600	13	54	67	2.8	45	0	69	56	5	15	173	7.2
Career Totals	55	23	1035	18.8	89	294	.303	46	168	.274	32	59	.542	32	96	128	2.3	80	1	94	76	9	23	256	4.7



INDIA FARMER

6-0
Freshman
Forward
North Myrtle Beach, S.C.
North Myrtle Beach

#0

	Season	Career
Double-Double	0	0
10+ Points	0	0
10+ Rebounds	0	0
5+ Blocks	0	0
Tm-High Pts.	0	0
Tm-High Rebs.	0	0

- Has played in 11 games
- Netted first career SEC points with a late 3 against Alabama (Jan. 19)
- Scored her first career points on a 3-pointer against NC Central (Dec. 2), also snagging three rebounds in her 11 minutes of play

2013-14 Game-by-Game

Opponent	Date	GS	MIN	FG-A	3FG-A	FTA	Reb	PF	A	TO	B	S	TP
Chas. Sthrn.	11/08	6	0-0	0-0	0-0	0-0-0	0	0	0	0	0	0	0
LA Tech	11/10	1	0-0	0-0	0-0	0-0-0	0	0	0	0	0	0	0
CofC	11/14	5	0-0	0-0	0-0	0-0-0	1	0	0	0	0	0	0
Seton Hall	11/17					— DNP (Coach's Decision)	—						
at Clemson	11/20	1	0-0	0-0	0-0	0-0-0	0	0	0	0	0	0	0
at San Diego State	11/23					— DNP (Coach's Decision)	—						
at USC	11/25					— DNP (Coach's Decision)	—						
NC Central	12/02	11	1-3	1-2	0-0	1-2-3	1	0	0	0	0	0	3
at Charlotte	12/08					— DNP (Coach's Decision)	—						
vs. N. Carolina	12/18					— DNP (Coach's Decision)	—						
Winthrop	12/20					— DNP (Coach's Decision)	—						
SC State	12/22	5	0-2	0-0	0-0	1-0-1	0	0	0	0	0	0	0
Savannah St.	12/28	4	0-0	0-0	0-0	0-0-0	0	0	0	1	0	0	0
at Arkansas*	01/02					— DNP (Coach's Decision)	—						
Vanderbilt*	01/05					— DNP (Coach's Decision)	—						
Kentucky*	01/09					— DNP (Coach's Decision)	—						
at Auburn*	01/12					— DNP (Coach's Decision)	—						
at Texas A&M*	01/16					— DNP (Coach's Decision)	—						
Alabama*	01/19	1	1-1	1-1	0-0	0-0-0	1	0	0	0	0	0	3
at Vanderbilt*	01/26					— DNP (Coach's Decision)	—						
Ole Miss*	01/30	2	0-1	0-1	0-0	0-0-0	1	0	0	0	0	0	0
Missouri*	02/02	1	0-0	0-0	0-0	0-0-0	0	0	0	0	0	0	0
at Miss. State*	02/06					— DNP (Coach's Decision)	—						
Arkansas*	02/09	2	0-0	0-0	0-0	0-0-0	0	0	1	0	0	0	0
at LSU*	02/16												
at Kentucky*	02/20												
Florida*	02/23												
Georgia*	02/27												
at Tennessee*	03/02												

Career Highs – All Games

Pts 3, 2x, last vs. Alabama, 1/19/14
FG 1, 2x, last vs. Alabama, 1/19/14
FGA 3 vs. NC Central, 12/2/13
3FG 1, 2x, last vs. Alabama, 1/19/14
3FGA 2 vs. NC Central, 12/2/13
FT
FTA
Rebs 3 vs. NC Central, 12/2/13
Off Rebs 1, 2x, last vs. SC State, 12/22/13
Def Rebs 2 vs. NC Central, 12/2/13
Blks 1, vs. Savannah State, 12/28/13
Stls
Assts
Min 11 vs. NC Central, 12/2/13

Career Highs – SEC Games

Pts 3 vs. Alabama, 1/19/14
FG 1 vs. Alabama, 1/19/14
FGA ... 1, 2x, last vs. Ole Miss, 1/30/14
FT
FTA
Rebs
Off Rebs
Def Rebs
Blks
Stls
Assts
Min 2, 2x last vs. Arkansas, 2/9/14

Season Highs – All Games

Pts 3, 2x, last vs. Alabama, 1/19
FG 1, 2x, last vs. Alabama, 1/19
FGA 3 vs. NC Central, 12/2
3FG 1, 2x, last vs. Alabama, 1/19
3FGA 2 vs. NC Central, 12/2
FT
FTA
Rebs 3 vs. NC Central, 12/2/13
Off Rebs 1, 2x, last vs. SC State, 12/22
Def Rebs 2 vs. NC Central, 12/2/13
Blks 1, vs. Savannah State, 12/28
Stls
Assts
Min 11 vs. NC Central, 12/2/13

Season Highs – SEC Games

Pts 3 vs. Alabama, 1/19
FG 1 vs. Alabama, 1/19
FGA 1, 2x, last vs. Ole Miss, 1/30
FT
FTA
Rebs
Off Rebs
Def Rebs
Blks
Stls
Assts
Min 2, 2x last vs. Arkansas, 2/9

Career Stats at South Carolina

Year	GP	GS	Min	Avg	FG	FGA	Pct	3FG	FGA	Pct	FT	FTA	Pct	Off	Def	Tot	Avg	PF	FO	A	TO	Blk	Stl	Pts	Avg
2013-14	11	0	39	3.5	2	7	.286	2	4	.500	0	0	—	2	2	4	0.40	4	0	0	1	1	0	6	0.5



OLIVIA GAINES

5-7
Junior
Guard
Chester, S.C.
Louisburg College (N.C.)

#2

Miscellaneous Stats

	Season	Career
Double-Double	0	0
10+ Points	0	0
10+ Rebounds	0	0
5+ Assists	1	1
Tm-High Pts.	0	0
Tm-High Assts.	1	1

- Has played in 22 games with one start (vs. Alabama), adding great spark to defensive effort
- Scored an SEC-career high five points against Arkansas (Feb. 9), including a perfect 3-of-3 from the free throw line
- Drew her first career start against Alabama (Jan. 19), putting in balanced effort with four points, three assists and three rebounds
- Played huge role in second-half comeback at #25/21 Texas A&M (Jan. 16), providing great pressure on the point guard defensively and draining 3 at the end of the shot clock to cap a 16-2 run that helped cut the 17-point halftime deficit to one with 9:38 to play then hit a long jumper to stave off an Aggies' run three minutes later
- Continued strong play late in non-conference slate with career-high seven points against Savannah State (Dec. 28), including four points and aggressive defense during key 17-5 run late in first half
- Delivered best game of her season against SC State (Dec. 22) with six points, four rebounds and two assists
- Provided great spark defensively in second half against #14/13 North Carolina (Dec. 18), helping key a 14-3 run that brought team within two points after trailing by 12 at the half
- Was solid in 18 minutes against NC Central (Dec. 2), hitting a pair of field goals, pulling down five rebounds and handing out four assists with just one turnover
- Made a statement in her debut with four points, five assists, four rebounds and three steals in 17 minutes against Charleston Southern (Nov. 8)

2013-14 Game-by-Game

Opponent	Date	GS	MIN	FG-A	3FG-A	FTA	Reb	PF	A	TO	B	S	TP
Chas. Sthrn.	11/08	17	2-3	0-0	0-0	2-2-4	0	5	1	1	3	4	
LA Tech	11/10	9	1-2	0-0	0-1	3-1-4	1	3	1	1	0	2	
CofC	11/14	11	0-1	0-0	2-2	0-1-1	1	0	1	0	1	2	
Seton Hall	11/17	5	0-0	0-0	0-0	0-1-1	2	1	0	0	0	0	
at Clemson	11/20												
at San Diego State	11/23	5	0-0	0-0	1-2	1-0-1	0	1	0	0	1	1	
at USC	11/25												
NC Central	12/02	18	2-3	0-1	0-0	1-4-5	1	4	1	0	1	4	
at Charlotte	12/08	4	0-0	0-0	0-0	0-1-1	1	0	0	0	0	0	
vs. N. Carolina	12/18	11	1-2	0-0	0-0	0-1-1	1	2	1	0	0	2	
Winthrop	12/20	13	0-1	0-0	2-2	0-1-1	3	1	0	0	0	2	
SC State	12/22	18	2-2	0-0	2-2	1-3-4	0	2	1	0	1	6	
Savannah St.	12/28	19	3-5	0-0	1-2	0-0-0	4	1	2	0	1	7	
at Arkansas*	01/02	12	0-1	0-0	1-2	0-1-1	0	1	0	0	1	1	
Vanderbilt*	01/05	14	0-0	0-0	2-2	0-1-1	1	2	1	0	1	2	
Kentucky*	01/09	2	1-1	0-0	0-0	0-0-0	1	0	0	0	0	2	
at Auburn*	01/12	5	0-0	0-0	1-2	0-0-0	2	0	0	0	0	1	
at Texas A&M*	01/16	9	2-2	1-1	0-0	0-2-2	1	0	0	0	1	5	
Alabama*	01/19	*	23	2-5	0-0	0-0	1-2-3	1	3	3	0	4	
at Vanderbilt*	01/26	15	1-3	0-0	0-0	1-0-1	0	0	0	0	0	2	
Ole Miss*	01/30	10	0-2	0-0	1-2	0-1-1	2	0	0	0	0	1	
Missouri*	02/02	2	0-0	0-0	0-0	0-0-0	0	0	0	0	0	0	
at Miss. State*	02/06	3	0-0	0-0	0-0	1-0-1	0	0	1	0	0	0	
Arkansas*	02/09	3	1-1	0-0	3-3	0-1-1	0	0	0	0	1	5	
at LSU*	02/16												
at Kentucky*	02/20												
Florida*	02/23												
Georgia*	02/27												
at Tennessee*	03/02												

Career Highs – All Games

Pts 7 vs. Savannah St., 12/28/13
FG 3 vs. Savannah St., 12/28/13
FGA..... 5, 2x, last vs. Alabama, 1/19/14
3FG 1 at Texas A&M, 1/16/14
3FGA.... 1, 2x, last at Texas A&M, 1/16/14
FT..... 3 vs. Arkansas, 2/9/14
FTA..... 3 vs. Arkansas, 2/9/14
Rebs..... 5 vs. NC Central, 12/2/13
Off Rebs..... 3 vs. La Tech, 11/10/13
Def Rebs.... 4 vs. NC Central, 12/2/13
Blks .. 1, 2x, last vs. LA Tech, 11/10/13
Stls..... 3 vs. Chas. Southern, 11/8/13
Assts 5 vs. Chas. Southern, 11/8/13
Min..... 23 vs. Alabama, 1/19/14

Season Highs – All Games

Pts 7 vs. Savannah St., 12/28
FG 3 vs. Savannah St., 12/28
FGA..... 5, 2x, last vs. Alabama, 1/19
3FG 1 at Texas A&M, 1/16
3FGA.... 1, 2x, last at Texas A&M, 1/16
FT..... 3 vs. Arkansas, 2/9
FTA..... 3 vs. Arkansas, 2/9
Rebs..... 5 vs. NC Central, 12/2
Off Rebs..... 3 vs. La Tech, 11/10
Def Rebs..... 4 vs. NC Central, 12/2
Blks 1, 2x, last vs. LA Tech, 11/10
Stls..... 3 vs. Chas. Southern, 11/8
Assts 5 vs. Chas. Southern, 11/8
Min..... 23 vs. Alabama, 1/19

Career Highs – SEC Games

Pts 5, 2x, last vs. Arkansas, 2/9/14
FG 2, 2x, last vs. Alabama, 1/19/14
FGA..... 5 vs. Alabama, 1/19/14
3FG 1 at Texas A&M, 1/16/14
3FGA..... 1 at Texas A&M, 1/16/14
FT..... 3 vs. Arkansas, 2/9/14
FTA..... 3 vs. Arkansas, 2/9/14
Rebs..... 3 vs. Alabama, 1/19/14
Off Rebs .. 1, 3x, last at Miss. St., 2/6/14
Def Rebs... 2, 2x, last vs. Ala., 1/19/14
Blks
Stls..... 1, 5x, last vs. Arkansas, 2/9/14
Assts 3 vs. Alabama, 1/19/14
Min..... 23 vs. Alabama, 1/19/14

Season Highs – SEC Games

Pts 5, 2x, last vs. Arkansas, 2/9
FG 2, 2x, last vs. Alabama, 1/19
FGA..... 5 vs. Alabama, 1/19
3FG 1 at Texas A&M, 1/16
3FGA..... 1 at Texas A&M, 1/16
FT..... 3 vs. Arkansas, 2/9
FTA..... 3 vs. Arkansas, 2/9
Rebs..... 3 vs. Alabama, 1/19
Off Rebs 1, 3x, last at Miss. St., 2/6
Def Rebs..... 2, 2x, last vs. Alabama, 1/19
Blks
Stls..... 1, 5x, last vs. Arkansas, 2/9
Assts 3 vs. Alabama, 1/19
Min..... 23 vs. Alabama, 1/19

Career Stats at South Carolina

Year	GP	GS	Min	Avg	FG	FGA	Pct	3FG	FGA	Pct	FT	FTA	Pct	Off	Def	Tot	Avg	PF	FO	A	TO	Blk	Stl	Pts	Avg
2013-14	22	1	228	10.4	18	34	.529	1	2	.500	16	22	.727	11	23	34	1.6	22	0	26	13	2	13	53	2.4



ELEM IBIAM

**6-4
Junior
Center
Fayetteville, Ga.
Fayette County**

#33

Miscellaneous Stats

	Season	Career
Double-Double	0	1
10+ Points	13	20
10+ Rebounds	1	3
5+ Blocks	4	6
Tm-High Pts.	3	5
Tm-High Rebs.	4	11

- Has started all 24 games this season
- Leads the SEC and ranks 20th in the nation with 2.7 blocks per game ... Has 12 games of three or more blocks
- Now holds school record for single-season blocks at 65 and is seventh in career blocks at 112
- Has led the team in scoring three times (Seton Hall, at Charlotte, Alabama)
- Has led the team in rebounding four times (Seton Hall, at Charlotte, SC State, at Vanderbilt)
- Broke the Gamecock single-season record with five of her seven blocks at Mississippi State (Feb. 6) in the first half, making the most by a Gamecock in an SEC game ... two blocks in second half came with Bulldogs within four in final three minutes
- Became just ninth Gamecock all-time to reach 100 career blocks with her five against Ole Miss (Jan. 30)
- Dominated first half at Vanderbilt (Jan. 26) helping team to halftime lead while three other starters sat with two fouls, posting eight points and six rebounds in opening period
- Scored nine points in each half against Alabama (Jan. 19) to lead the team in scoring with 18 points in just 21 minutes
- Pulled down a career-high 12 rebounds at Texas A&M (Jan. 16)
- Tied the Gamecock record for blocks in an SEC game and for fourth in Colonial Life Arena history with six against #9/10 Kentucky (Jan. 9), including four in second half,
- Scored seven straight points during Gamecocks 10-minute run in first half against Vanderbilt (Jan. 5) that turned two-point deficit into 11-point halftime lead
- Was great on the glass in second half against Winthrop (Dec. 20), grabbing seven of her team-high nine in the second period to help hold off rally
- Anchored the paint against #14/13 North Carolina (Dec. 18), shooting 7-of-10 from the field and blocking four shots
- Matched her career high with 19 points at Charlotte (Dec. 8), dominating first half with 10 points and six (of her nine total) rebounds
- Scored seven of her 11 points and grabbed six of her eight rebounds against Louisiana Tech (Nov. 10) in the first 10 minutes of the second half
- Tied for fourth-best perfect shooting night in Colonial Life Arena history, going 7-of-7 from the field against Charleston Southern (Nov. 8)
- Matched her career high and third in Colonial Life Arena history with five blocks against Charleston Southern (Nov. 8)

2013-14 Game-by-Game

Opponent	Date	GS	MIN	FG-A	3FG-A	FTA	Reb	PF	A	TO	B	S	TP
Chas. Sthrn.	11/08	*	20	7-7	0-0	3-5	1-5-6	0	0	1	5	2	17
LA Tech	11/10	*	24	3-6	0-0	5-10	2-6-8	5	1	3	3	1	11
CofC	11/14	*	23	5-8	0-0	2-5	2-4-6	2	0	0	3	1	12
Seton Hall	11/17	*	29	5-10	0-0	8-9	1-7-8	2	0	2	3	0	18
at Clemson	11/20	*	25	5-6	0-0	0-0	3-3-6	2	1	0	1	1	10
at San Diego State	11/23	*	21	2-3	0-0	1-2	1-3-4	3	1	1	1	1	5
at USC	11/25	*	19	2-5	0-0	0-0	2-3-5	5	1	2	2	0	4
NC Central	12/02	*	20	0-1	0-0	2-2	0-3-3	2	0	1	1	0	2
at Charlotte	12/08	*	30	7-14	0-0	5-7	2-7-9	2	0	1	3	1	19
vs. N. Carolina	12/18	*	33	7-10	0-0	0-0	3-2-5	4	1	1	4	2	14
Winthrop	12/20	*	32	6-12	0-0	0-0	2-7-9	2	0	1	3	0	12
SC State	12/22	*	25	4-10	0-0	1-2	5-4-9	1	1	2	1	1	9
Savannah St.	12/28	*	18	1-7	0-0	3-4	3-6-9	3	0	0	1	1	5
at Arkansas*	01/02	*	15	1-4	0-0	2-2	1-3-4	4	0	1	1	0	4
Vanderbilt*	01/05	*	20	3-4	0-0	5-6	2-6-8	4	0	2	2	0	11
Kentucky*	01/09	*	16	4-8	0-0	1-1	0-4-4	4	0	1	6	0	9
at Auburn*	01/12	*	24	2-3	0-0	0-0	1-2-3	2	0	1	1	0	4
at Texas A&M*	01/16	*	34	2-6	0-0	0-2	2-10-12	2	2	3	4	0	4
Alabama*	01/19	*	21	7-11	0-0	4-4	2-5-7	3	1	0	2	0	18
at Vanderbilt*	01/26	*	32	4-8	0-0	2-2	1-8-9	4	0	3	1	0	10
Ole Miss*	01/30	*	18	6-7	0-0	2-2	2-6-8	5	0	2	5	0	14
Missouri*	02/02	*	24	3-4	0-0	4-6	2-4-6	3	0	2	3	0	10
at Miss. State*	02/06	*	23	2-4	0-0	1-1	2-3-5	3	0	1	7	0	5
Arkansas*	02/09	*	25	4-8	0-0	2-2	3-3-6	3	0	2	2	0	10
at LSU*	02/16												
at Kentucky*	02/20												
Florida*	02/23												
Georgia*	02/27												
at Tennessee*	03/02												

Career Highs – All Games

Pts ...	19, 2x, last at Charlotte, 12/8/13
FG	8 vs. Alabama, 3/7/13
FGA	14 at Charlotte, 12/8/13
FG %	1.00 (7-7) vs. CSU, 11/8/13
FT	8 vs. Seton Hall, 11/17/13
FTA	10 vs. LA Tech, 11/10/13
Rebs	12 at Texas A&M, 1/16/14
Off Rebs	6 vs. Elon, 11/9/12
Def Rebs	10 at Texas A&M, 1/16/14
Blks	7 at Miss. State, 2/6/14
Assts ...	3 vs. South Dakota St., 3/23/13
Min	34 at Texas A&M, 1/16/14

Season Highs – All Games

Pts	19 at Charlotte, 12/8
FG	7, 4x, last vs Alabama, 1/19
FGA	14 at Charlotte, 12/8
FG %	1.00 (7-7) vs. CSU, 11/8
FT	8 vs. Seton Hall, 11/17
FTA	10 vs. LA Tech, 11/10
Rebs	12 at Texas A&M, 1/16
Off Rebs	5, vs. SC State, 12/22
Def Rebs	10 at Texas A&M, 1/16
Blks	7 at Miss. State, 2/6
Assts	2 at Texas A&M, 1/16
Min	34 at Texas A&M, 1/16

Career Highs – SEC Games

Pts	18 vs. Alabama, 1/19/14
FG	7 vs. Alabama, 1/19/14
FGA	11 vs. Alabama, 1/19/14
FG %857 (6-7), 2x, last vs. Ole Miss, 1/30/14
FT	5, 2x, last vs. Vanderbilt, 1/5/14
FTA	8 vs. Mississippi State, 2/24/13
Rebs	12 at Texas A&M, 1/16/14
Off Rebs	4, 2x, last vs. Ky., 1/24/13
Def Rebs	10 at Texas A&M, 1/16/14
Blks	7 at Miss. State, 2/6/14
Assts	2 at Texas A&M, 1/16/14
Min	34 at Texas A&M, 1/16/14

Season Highs – SEC Games

Pts	18 vs. Alabama, 1/19
FG	7 vs. Alabama, 1/19
FGA	11 vs. Alabama, 1/19
FG %857 (6-7), vs. Ole Miss, 1/30
FT	5 vs. Vanderbilt, 1/5
FTA	6, 2x, last vs. Missouri, 2/2
Rebs	12 at Texas A&M, 1/16
Off Rebs	3 vs. Arkansas, 2/9
Def Rebs	10 at Texas A&M, 1/16
Blks	7 at Miss. State, 2/6
Assts	2 at Texas A&M, 1/16
Min	34 at Texas A&M, 1/16

Career Stats at South Carolina

Year	GP	GS	Min	Avg	FG	FGA	Pct	3FG	FGA	Pct	FT	FTA	Pct	Off	Def	Tot	Avg	PF	FO	A	TO	Blk	Stl	Pts	Avg
2011-12	25	0	197	7.9	26	59	.441	0	1	.000	22	35	.629	34	40	74	3.0	33	0	4	16	17	2	74	3.0
2012-13	30	0	472	15.7	64	131	.489	0	0	—	32	64	.500	52	83	135	4.5	48	1	8	20	30	11	160	5.3
2013-14	24	24	571	23.8	92	166	.554	0	0	—	53	74	.716	45	114	159	6.6	70	3	9	33	65	11	237	9.9
Career Totals	79	24	1240	15.7	182	356	.511	0	1	.000	107	173	.618	131	237	368	4.6	151	4	21	69	112	24	471	6.0



TIFFANY MITCHELL

5-9
Sophomore
Guard
Charlotte, N.C.
Providence Day

#25

Miscellaneous Stats		
	Season	Career
Double-Double	1	3
20+ Points	2	3
10+ Points	21	35
10+ Rebounds	1	6
5+ Assists	5	5
5+ Steals	4	5
Tm-High Pts.	9	16
Tm-High Rebs.	2	8
Tm-High Assts.	11	13

- Earned spots on the Naismith Trophy Midseason 30 and the Wade Trophy and Dawn Staley Award Watch Lists
- Ranks 9th in the SEC in scoring, 4th in steals (2.3), 14th in assists (3.5) ... in SEC games is 10th in scoring (15.2)
- Has led team in scoring nine times (at USC, NCCU, Winthrop, Savannah St., at Ark., Ky., at Aub., at Vandy, Mizzou)
- Has led the team in assists 11 times (at Clemson, at San Diego St., at USC, at Charlotte, Winthrop, SC State, at Texas A&M, Alabama, at Vanderbilt, Ole Miss, Arkansas)
- Had six rebounds in the first half alone against Arkansas (Feb. 9) and tied for team-high honors with four assists.
- Turned in her first career 20-point SEC game against Missouri (Feb. 2), including eight free throws
- Matched career high with eight assists against Ole Miss (Jan. 30)
- Scored four straight points, including layup off her fourth steal of the game, with under minute to play to key win at #16/19 Vanderbilt (Jan. 26)
- Dished out eight assists against Alabama (Jan. 19), seven of which came in the first half as Gamecocks established significant halftime lead
- Scored five points in final 20 seconds at #25/21 Texas A&M (Jan. 16) to send game to overtime, during which she added four points in bid for victory
- Swiped career-high six steals at Auburn (Jan. 12) and scored six of her 18 points during an 8-0 run after Tigers cut lead to three with five minutes to play
- Sank 4-of-4 free throws in final two minutes to ice win over Vanderbilt (Jan. 5), finishing with 19 points
- Grabbed two defensive rebounds and hit 4-of-4 free throws in final 30 seconds to secure win at Arkansas (Jan. 2) en route to first double-double of the season
- Netted 12 of her 18 points against Savannah State (Dec. 28) at free throw line, scoring seven points during key 17-5 run late in first half
- Key element in holding off second-half charge from Winthrop (Dec. 20), scoring 12 points in second half en route to her total of 20, which included a career-high four 3s
- Scored 16 of her 18 points against #14/13 North Carolina (Dec. 18) in second half, highlighted by four during a 14-3 run that included a layup after stealing an inbound pass under the basket to bring team within two after trailing by 12 at half, and team's lone 3-pointer to pull within four with 4:23 to play
- Recorded 11 of her 15 points at Charlotte (Dec. 8) in the first half to keep Gamecocks just ahead of upset-minded 49ers
- Scored 12 of her 17 points at San Diego State in the second half, while handing out six of her career-high nine assists in the final 20 minutes as well

2013-14 Game-by-Game

Opponent	Date	GS	MIN	FG-A	3FG-A	FTA	Reb	PF	A	TO	B	S	TP
Chas. Sthrn.	11/08	*	21	6-10	0-0	0-0	1-0-1	0	1	0	0	5	12
LA Tech	11/10	*	27	4-9	1-4	1-3	0-4-4	1	3	2	0	1	10
CofC	11/14	*	26	3-7	2-3	3-7	3-5-8	1	1	2	0	0	11
Seton Hall	11/17	*	36	5-10	2-3	3-6	1-2-3	2	4	1	0	1	15
at Clemson	11/20	*	28	6-10	2-4	0-0	2-4-6	0	5	4	0	2	14
at San Diego State	11/23	*	26	6-10	1-2	4-5	1-2-3	2	9	1	0	3	17
at USC	11/25	*	34	6-9	0-1	10-13	3-3-6	3	4	6	0	5	22
NC Central	12/02	*	14	7-9	2-3	3-4	1-2-3	1	1	1	0	3	19
at Charlotte	12/08	*	36	4-9	0-2	7-7	1-2-3	0	4	3	0	3	15
vs. N. Carolina	12/18	*	34	4-13	1-2	9-10	2-3-5	3	1	3	0	2	18
Winthrop	12/20	*	34	7-9	4-5	2-5	0-1-1	3	7	6	0	1	20
SC State	12/22	*	31	2-8	1-3	0-0	4-5-9	0	4	1	0	1	5
Savannah St.	12/28	*	27	3-5	0-1	12-16	0-7-7	0	4	3	0	5	18
at Arkansas*	01/02	*	35	5-10	0-0	6-8	3-8-11	4	1	3	0	1	16
Vanderbilt*	01/05	*	36	6-9	2-2	5-6	0-4-4	4	4	1	1	3	19
Kentucky*	01/09	*	39	5-11	0-1	7-8	0-7-7	2	3	2	2	2	17
at Auburn*	01/12	*	35	6-13	1-2	5-5	0-2-2	3	1	7	0	6	18
at Texas A&M*	01/16	*	38	8-11	2-2	1-2	1-7-8	4	1	4	0	0	19
Alabama*	01/19	*	30	2-8	1-2	2-2	0-6-6	0	8	1	2	1	7
at Vanderbilt*	01/26	*	36	7-12	0-0	0-0	1-6-7	4	3	3	1	4	14
Ole Miss*	01/30	*	30	4-9	1-2	6-6	0-3-3	1	8	0	1	2	15
Missouri*	02/02	*	37	5-10	2-2	8-11	3-6-0	2	3	5	0	4	20
at Miss. State*	02/06	*	19	1-3	1-1	4-4	1-1-2	2	0	5	0	0	7
Arkansas*	02/09	*	29	5-9	1-2	4-4	1-7-8	3	4	0	1	0	15
at LSU*	02/16												
at Kentucky*	02/20												
Florida*	02/23												
Georgia*	02/27												
at Tennessee*	03/02												

Career Highs – All Games

Pts 22 at USC, 11/25/13
 FG 8, 2x, last at Texas A&M, 1/16/14
 FGA..... 17 vs. Tennessee, 1/3/13
 3FG 4 vs. Winthrop, 12/20/13
 3FGA 5 vs. Winthrop, 12/20/13
 FT 12 vs. Savannah St., 12/28/13
 FTA 16 vs. Savannah St., 12/28/13
 FT % ... 1.00 (7-7), at Charlotte, 12/8/13
 Rebs..... 11, 5x, last at Arkansas, 1/2/14
 Off Rebs 6 at Florida, 1/20/13
 Def Rebs 8, 3x, last at Arkansas, 1/2/14
 Stls 6 at Auburn, 1/12/14
 Assts 9 at San Diego State, 11/23/13
 Min 39 vs. Kentucky, 1/9/14

Season Highs – All Games

Pts 22 at USC, 11/25/13
 FG 8 at Texas A&M, 1/16/14
 FGA..... 13, 2x, last at Auburn, 1/12/13
 3FG 4 vs. Winthrop, 12/20/13
 3FGA 5 vs. Winthrop, 12/20/13
 FT 12 vs. Savannah St., 12/28/13
 FTA 16 vs. Savannah St., 12/28/13
 FT % 1.00 (7-7), at Charlotte, 12/8/13
 Rebs..... 11 at Arkansas, 1/2/14
 Off Rebs 4 vs. SC State, 12/22/13
 Def Rebs 8 at Arkansas, 1/2/14
 Stls 6 at Auburn, 1/12/14
 Assts 9 at San Diego State, 11/23/13
 Min 39 vs. Kentucky, 1/9/14

Career – SEC Games

Pts 20 vs. Missouri, 2/2/14
 FG 8 at Texas A&M, 1/16/14
 FGA..... 17 vs. Tennessee, 1/3/13
 3FG 2, 4x, last at Missouri, 2/2/14
 3FGA 3, 4x, last at TAMU, 1/16/14
 FT 8 vs. Missouri, 2/2/14
 FTA 11 vs. Missouri, 2/2/14
 FT % ... 1.00 (6-6), vs. Ole Miss, 1/30/14
 Rebs..... 11, 2x, last at Arkansas, 1/2/14
 Off Rebs 6 at Florida, 1/20/13
 Def Rebs 8 at Arkansas, 1/2/14
 Stls 6 at Auburn, 1/12/14
 Assts .. 8, 2x, last vs. Ole Miss, 1/30/14
 Min 39 vs. Kentucky, 1/9/14

Season Highs – SEC Games

Pts 20 vs. Missouri, 2/2/14
 FG 8 at Texas A&M, 1/16/14
 FGA..... 13 at Auburn, 1/12/13
 3FG 2, 3x, last vs. Missouri, 2/2/14
 3FGA 2, 7x, last vs. Arkansas, 2/9/14
 FT 8 vs. Missouri, 2/2/14
 FTA 11 vs. Missouri, 2/2/14
 FT % ... 1.00 (6-6), vs. Ole Miss, 1/30/14
 Rebs..... 11 at Arkansas, 1/2/14
 Off Rebs 3, 2x, last vs. Missouri, 2/2/14
 Def Rebs 8 at Arkansas, 1/2/14
 Stls 6 at Auburn, 1/12/14
 Assts 8, 2x, last vs. Ole Miss, 1/30/14
 Min 39 vs. Kentucky, 1/9/14

Career Stats at South Carolina

Year	GP	GS	Min	Avg	FG	FGA	Pct	3FG	FGA	Pct	FT	FTA	Pct	Off	Def	Tot	Avg	PF	FO	A	TO	Blk	Stl	Pts	Avg
2012-13	33	30	927	28.1	107	282	.379	22	60	.367	68	111	.613	60	109	169	5.1	64	1	43	82	4	44	304	9.2
2013-14	24	24	738	30.8	117	223	.525	27	49	.551	102	132	.773	29	97	126	5.3	45	0	84	64	8	55	363	15.1
Career Totals	57	54	1665	29.2	224	505	.444	49	109	.450	170	243	.700	89	206	295	5.2	109	1	127	146	12	99	667	11.7



WILKA MONTOUT

6-3
Senior
Forward
Cayenne, French Guiana, France
Northeastern Oklahoma A&M

#12

Miscellaneous Stats

	Season	Career
Double-Double	0	0
10+ Points	0	2
10+ Rebounds	0	0
5+ Blocks	0	0
Tm-High Pts.	0	0
Tm-High Rebs.	0	0

- Has played in 21 games
- Grabbed offensive rebound and hit baseline jumper to keep Gamecocks in front late in first half at Vanderbilt (Jan. 26) despite three starters on bench with foul trouble
- Posted her career SEC high with six points in just nine minutes against Alabama (Jan. 19)
- Saw a season-high 23 minutes against NC Central (Dec. 2)
- Snagged a career-high eight rebounds against College of Charleston (Nov. 14)
- Opened season with seven points on 2-of-4 shooting, including a 3, and blocked two shots against Charleston Southern (Nov. 8)

2013-14 Game-by-Game

Opponent	Date	GS	MIN	FG-A	3FG-A	FTA	Reb	PF	A	TO	B	S	TP
Chas. Sthrn.	11/08	21	2-4	1-1	2-5	1-3-4	3	1	1	2	1	7	
LA Tech	11/10	11	0-0	0-0	0-0	3-0-3	0	0	0	0	0	0	
CofC	11/14	16	1-6	0-2	0-4	5-3-8	2	0	2	1	0	2	
Seton Hall	11/17	7	0-0	0-0	0-0	0-0-0	1	1	1	0	0	0	
at Clemson	11/20	13	0-6	0-0	1-2	2-2-4	0	0	1	0	0	1	
at San Diego State	11/23	17	1-2	0-1	0-0	0-2-2	3	0	1	0	0	2	
at USC	11/25	9	0-0	0-0	0-0	0-2-2	0	1	0	0	0	0	
NC Central	12/02	23	2-6	1-3	0-0	1-0-1	2	1	1	0	0	5	
at Charlotte	12/08	8	1-2	1-1	0-0	2-0-2	1	0	0	0	0	3	
vs. N. Carolina	12/18	2	0-1	0-1	0-0	0-1-1	0	0	0	0	0	0	
Winthrop	12/20	6	1-2	0-1	0-0	2-1-3	0	0	0	0	0	0	
SC State	12/22	10	1-5	0-0	0-2	3-2-5	0	0	1	1	0	2	
Savannah St.	12/28	17	0-0	0-0	0-2	0-0-0	2	0	0	0	0	0	
at Arkansas*	01/02	— DNP (Coach's Decision) —											
Vanderbilt*	01/05	— DNP (Coach's Decision) —											
Kentucky*	01/09	— DNP (Coach's Decision) —											
at Auburn*	01/12	4	0-0	0-0	0-0	0-1-1	1	1	0	0	0	0	
at Texas A&M*	01/16	4	0-0	0-0	1-2	1-0-1	2	0	1	0	0	1	
Alabama*	01/19	9	2-2	2-2	0-0	0-1-1	3	0	1	0	0	6	
at Vanderbilt*	01/26	4	1-1	0-0	2-2	1-0-1	0	0	0	0	0	4	
Ole Miss*	01/30	13	2-2	0-0	0-0	2-0-2	2	0	0	0	0	4	
Missouri*	02/02	5	0-1	0-1	0-0	0-0-0	0	0	0	0	0	0	
at Miss. State*	02/06	4	0-1	0-1	0-0	0-0-0	0	0	0	0	0	0	
Arkansas*	02/09	2	0-0	0-0	0-0	0-0-0	0	0	0	0	0	0	
at LSU*	02/16												
at Kentucky*	02/20												
Florida*	02/23												
Georgia*	02/27												
at Tennessee*	03/02												

Career Highs – All Games

Pts 12 vs. Louisiana Tech, 11/12/12
FG 4, 3x, last vs. Furman, 12/9/12
FGA... 13 vs. Savannah State, 11/15/12
FG %..... 1.00 (2-2), 2x, last vs. Ole Miss, 1/30/14
3FG..... 2 vs. Alabama, 1/19/14
3FGA... 3, 4x, last vs. NCCU, 12/2/13
3FG %... 1.00 (2-2) vs. Alabama, 1/19/14
FT..... 3 at LA Tech, 11/12/12
FTA..... 5 vs. Chas. Southern, 11/8/13
FT %.... 1.00 (2-2), 5x, last at Vanderbilt, 1/26/14

Rebs.. 8 vs. C. of Charleston, 11/14/13
Off Rebs .. 5, 2x, last vs. CofC, 11/14/13
Def Rebs.. 3, 3x, last vs. CofC, 11/14/13
Blks... 2, 2x, last vs. Chas. Sthrn., 11/8/13
Stls.... 1, 4x, last vs. Chas. Sthrn., 11/8/13
Assts..... 2, 2x, last vs. Vanderbilt, 1/10/13
Min..... 24 vs. Savannah State, 11/15/12

Career – SEC Games

Pts 6 vs. Alabama, 1/19/14
FG 2, 3x, last vs. Ole Miss, 1/30/14
FGA.... 3, 4x, last at Missouri, 2/28/13
FG % 1.00 (2-2), 2x, last vs. Ole Miss, 1/30/14
3FG 1, 2x, last vs. Auburn, 2/3/13
3FGA.... 3, 2x, last at Alabama, 2/7/13
3FG %... 1.00 (2-2) vs. Alabama, 1/19/14
FT..... 2, 2x, last at Vanderbilt, 1/26/14
FTA 2, 3x, last at Vanderbilt, 1/26/14
FT % .. 1.00 (2-2), 2x, last at Vandy, 1/26/14
Rebs..... 4 at Mississippi State, 1/6/13
Off Rebs 2, 2x, last vs. Ole Miss, 1/30/14
Def Rebs... 3 at Mississippi St., 1/6/13
Blks 1, 2x, last at Missouri, 2/28/13
Stls.....
Assts 2 vs. Vanderbilt, 1/10/13
Min..... 15 at Mississippi State, 1/6/13

Season Highs – All Games

Pts 7 vs. Charleston Southern, 11/8
FG 2, 4x, last vs. Ole Miss, 1/30
FGA.... 6, 3x, last vs. NC Central, 12/2
FG %..... 1.00 (2-2), 2x, last vs. Ole Miss, 1/30
3FG 2 vs. Alabama, 1/19
3FGA..... 3 vs. NC Central, 12/2
3FG %... 1.00 (2-2) vs. Alabama, 1/19
FT..... 2, 2x, last at Vanderbilt, 1/26
FTA..... 5 vs. Chas. Southern, 11/8
FT %..... 1.00 (2-2), at Vanderbilt, 1/26
Rebs..... 8 vs. C. of Charleston, 11/14
Off Rebs 5 vs. CofC, 11/14
Def Rebs.... 3, 2x, last vs. CofC, 11/14
Blks ... 2 vs. Charleston Southern, 11/8
Stls..... 1 vs. Charleston Southern, 11/8
Assts 1, 5x, last at Auburn, 1/12
Min..... 23 vs. NC Central, 12/2

Season Highs – SEC Games

Pts 6 vs. Alabama, 1/19
FG 2, 2x, last vs. Ole Miss, 1/30
FGA..... 2, 2, last vs. Ole Miss, 1/30
FG % 1.00 (2-2), 2x, last vs. Ole Miss, 1/30
3FG 2 vs. Alabama, 1/19
3FGA..... 2 vs. Alabama, 1/19
3FG %.... 1.00 (2-2) vs. Alabama, 1/19
FT..... 2 at Vanderbilt, 1/26/14
FTA..... 2, 2x, last at Vanderbilt, 1/26
FT % 1.00 (2-2), at Vanderbilt, 1/26
Rebs..... 2 vs. Ole Miss, 1/30
Off Rebs 2 vs. Ole Miss, 1/30
Def Rebs.. 1, 2x, last vs. Alabama, 1/19
Blks
Stls.....
Assts 1 at Auburn, 1/12
Min..... 13 vs. Ole Miss, 1/30

Career Stats at South Carolina

Year	GP	GS	Min	Avg	FG	FGA	Pct	3FG	FGA	Pct	FT	FTA	Pct	Off	Def	Tot	Avg	PF	FO	A	TO	Blk	Stl	Pts	Avg
2012-13	29	0	293	10.1	26	94	.277	6	32	.188	13	19	.684	27	16	43	1.5	26	0	8	16	7	3	71	2.4
2013-14	21	0	214	10.2	14	41	.341	5	14	.357	6	19	.316	23	18	41	1.9	22	0	5	10	4	1	39	1.9
Career Totals	50	0	507	10.1	40	135	.296	11	46	.239	19	38	.500	50	34	84	1.7	48	0	13	26	11	4	110	2.2



LeANNA MORRISON

5-5
R-Sophomore
Guard
Monck's Corner, S.C.
Charlotte

#21

Miscellaneous Stats

	Season	Career
Double-Double	0	0
10+ Points	0	0
10+ Rebounds	0	0
5+ Assists	0	0
Tm-High Pts.	0	0
Tm-High Assts.	0	0

- Has played in 15 games
- Scored her first field goal in an SEC game with a jumper in the second half against Arkansas (Feb. 9)
- Recorded her first SEC point on a free throw against Ole Miss (Jan. 30)
- Got a season-high 12 minutes against NC Central (Dec. 2), hitting her first career field goal – a 3-pointer in the second half
- Scored her first career points in her fourth game in the Garnet and Black, adding a pair of free throws against Seton Hall (Nov. 17)

2013-14 Game-by-Game

Opponent	Date	GS	MIN	FG-A	3FG-A	FTA	Reb	PF	A	TO	B	S	TP
Chas. Sthrn.	11/08	7	0-0	0-0	0-0	0-1-1	1	1	1	0	0	0	0
LA Tech	11/10	1	0-1	0-1	0-0	0-0-0	0	0	0	0	0	0	0
CofC	11/14	6	0-3	0-2	0-0	1-0-1	1	1	0	0	0	0	0
Seton Hall	11/17	2	0-0	0-0	2-2	0-0-0	0	0	0	0	0	1	2
at Clemson	11/20	2	0-0	0-0	0-0	0-0-0	0	0	0	0	0	0	0
at San Diego State	11/23	4	0-1	0-1	0-0	1-0-1	0	1	0	0	0	0	0
at USC	11/25	1	0-0	0-0	0-0	0-0-0	0	0	0	0	0	0	0
NC Central	12/02	12	1-3	1-2	0-0	2-0-2	0	0	0	0	0	0	3
at Charlotte	12/08	1	0-0	0-0	2-4	0-0-0	0	0	0	0	0	0	2
vs. N. Carolina	12/18	— DNP (Coach's Decision) —											
Winthrop	12/20	— DNP (Coach's Decision) —											
SC State	12/22	5	0-1	0-1	0-0	0-1-1	0	0	0	0	0	0	0
Savannah St.	12/28	8	0-0	0-0	1-2	0-2-2	2	0	1	0	0	0	1
at Arkansas*	01/02	— DNP (Coach's Decision) —											
Vanderbilt*	01/05	— DNP (Coach's Decision) —											
Kentucky*	01/09	— DNP (Coach's Decision) —											
at Auburn*	01/12	— DNP (Coach's Decision) —											
at Texas A&M*	01/16	— DNP (Coach's Decision) —											
Alabama*	01/19	2	0-0	0-0	0-0	0-0-0	0	0	0	0	0	0	0
at Vanderbilt*	01/26	— DNP (Coach's Decision) —											
Ole Miss*	01/30	3	0-1	0-1	1-2	0-0-0	3	0	0	0	0	0	1
Missouri*	02/02	1	0-0	0-0	0-0	0-0-0	0	0	0	0	0	0	0
at Miss. State*	02/06	— DNP (Coach's Decision) —											
Arkansas*	02/09	2	1-1	0-0	0-0	1-0-1	0	0	0	0	0	0	2
at LSU*	02/16												
at Kentucky*	02/20												
Florida*	02/23												
Georgia*	02/27												
at Tennessee*	03/02												

Career Highs – All Games

Pts 3 vs. NC Central, 12/2/13
FG 1, 2x, last vs. Arkansas, 2/9/14
FGA..... 3, 2x, last vs. NCCU, 12/2/13
FG%.. 1.00 (1-1) vs. Arkansas, 2/9/14
3FG 1 vs. NC Central, 12/2/13
3FGA... 2, 2x, last vs. NCCU, 12/2/13
3FG%..... .500 (1-2) vs. NCCU, 12/2/13
FT..... 2, 2x, last at Charlotte, 12/8/13
FTA..... 4 at Charlotte, 12/8/13
FT%..1.00 (2-2) vs. Seton Hall, 11/17/13
Rebs.....2, 2x, last vs. Sav. St., 12/28/13
Off Rebs.... 2 vs. NC Central, 12/2/13
Def Rebs..... 2 vs. Savannah St., 12/28/13
Stls..... 1 vs. Seton Hall, 11/17/13
Assts.....1, 3x, last at San Diego St., 11/23/13
Min..... 12 vs. NC Central, 12/2/13

Season Highs – All Games

Pts3 vs. NC Central, 12/2
FG1, 2x, last vs. Arkansas, 2/9
FGA.... 3, 2x, last vs. NC Central, 12/2
FG% 1.00 (1-1) vs. Arkansas, 2/9
3FG 1 vs. NC Central, 12/2
3FGA.. 2, 2x, last vs. NC Central, 12/2
3FG%... .500 (1-2) vs. NC Central, 12/2
FT.....2, 2x, last at Charlotte, 12/8
FTA.....4 at Charlotte, 12/8
FT%.....1.00 (2-2) vs. Seton Hall, 11/17
Rebs..... 2, 2x, last vs. Sav. St., 12/28
Off Rebs2 vs. NC Central, 12/2
Def Rebs.....2 vs. Savannah St., 12/28
Stls.....1 vs. Seton Hall, 11/17
Assts..... 1, 3x, last at San Diego St., 11/23
Min.....12 vs. NC Central, 12/2

Career – SEC Games

Pts 2 vs. Arkansas, 2/9/14
FG 1 vs. Arkansas, 2/9/14
FGA..... 1, 2x, last vs. Arkansas, 2/9/14
FG %.. 1.00 (1-1) vs. Arkansas, 2/9/14
3FG
3FGA..... 1 vs. Ole Miss, 1/30/14
3FG %
FT..... 1 vs. Ole Miss, 1/30/14
FTA..... 2 vs. Ole Miss, 1/30/14
FT %500 (1-2), vs. Ole Miss, 1/30/14
Rebs 1 vs. Arkansas, 2/9/14
Off Rebs 1 vs. Arkansas, 2/9/14
Def Rebs.....
Stls.....
Assts
Min..... 3 vs. Ole Miss, 1/30/14

Season Highs – SEC Games

Pts2 vs. Arkansas, 2/9
FG1 vs. Arkansas, 2/9
FGA..... 1, 2x, last vs. Arkansas, 2/9
FG % 1.00 (1-1) vs. Arkansas, 2/9
3FG
3FGA..... 1 vs. Ole Miss, 1/30
3FG %
FT..... 1 vs. Ole Miss, 1/30
FTA..... 2 vs. Ole Miss, 1/30
FT %500 (1-2), vs. Ole Miss 1/30
Rebs1 vs. Arkansas, 2/9
Off Rebs1 vs. Arkansas, 2/9
Def Rebs.....
Stls.....
Assts
Min..... 3 vs. Ole Miss, 1/30

Career Stats at South Carolina

Year	GP	GS	Min	Avg	FG	FGA	Pct	3FG	FGA	Pct	FT	FTA	Pct	Off	Def	Tot	Avg	PF	FO	A	TO	Blk	Stl	Pts	Avg
2013-14	15	0	57	3.8	2	11	.182	1	8	.125	6	10	.600	5	4	9	0.6	7	0	3	2	0	1	11	0.7



TINA ROY

5-11
R-Sophomore
Guard
Kaplan, La.
Kaplan

#23

Miscellaneous Stats

	Season	Career
Double-Double	0	0
10+ Points	2	7
5+ Assists	2	2
5+ Steals	0	0
Tm-High Pts.	0	2
Tm-High Assts.	2	3

- Has played in 24 games with one start (at Charlotte)
- Capped a 10-0 run with a 3-pointer in the first half against Arkansas (Feb. 9)
- Played fantastic all-around game to help Gamecocks to win at Mississippi State (Feb. 6) with career-high eight rebounds including one on defensive end after three Bulldog offensive boards with under four minutes left, then hit a 3 at end of the shot clock to turn tenuous four-point lead into manageable seven-point edge
- Tied her career SEC high with three assists against Alabama (Jan. 19)
- Hit a 3 from the left side to tie game at Auburn (Jan. 12) late in the first half after Gamecocks had trailed by 12 midway through period
- Posted best game of season against #9/10 Kentucky, scoring 11 points – all in her 12 minutes on the court in the first half – including nine during a 21-8 run that turned a one-point deficit at the 10-minute mark into a 10-point halftime lead
- Played a strong all-around game against Vanderbilt (Jan. 5), logging a career-high 31 minutes, including key moments in the second half to handle the Commodores pressure
- Drew her first career start at Charlotte (Dec. 8)
- Made solid contributions against NC Central (Dec. 2) with five assists and a career-high six rebounds
- Found her shooting stroke in two games on the West Coast, including 11 points at USC (Nov. 25) on 3-of-5 accuracy and a pair of 3s at San Diego State (Nov. 23)
- Opened the season with a career-high seven assists against Charleston Southern (Nov.)

2013-14 Game-by-Game

Opponent	Date	GS	MIN	FG-A	3FG-A	FTA	Reb	PF	A	TO	B	S	TP
Chas. Sthrn.	11/08	22	2-6	1-4	0-0	0-3-3	0	7	0	0	0	0	5
LA Tech	11/10	19	1-9	0-4	0-0	0-1-1	1	2	0	0	1	2	
CofC	11/14	16	2-10	2-9	0-0	0-0-0	0	2	0	0	0	6	
Seton Hall	11/17	12	1-1	1-1	2-2	0-2-2	0	1	1	0	0	5	
at Clemson	11/20	15	1-4	0-3	1-1	2-1-3	1	0	2	0	0	3	
at San Diego State	11/23	19	2-6	2-4	0-0	0-1-1	0	2	1	1	0	6	
at USC	11/25	24	3-5	1-2	4-4	0-3-3	1	0	0	1	0	11	
NC Central	12/02	25	1-7	0-4	0-0	1-5-6	0	5	0	0	0	2	
at Charlotte	12/08	15	0-0	0-0	1-2	1-1-2	2	1	2	1	1	1	
vs. N. Carolina	12/18	20	1-5	0-3	0-1	2-2-4	1	0	0	0	0	2	
Winthrop	12/20	8	0-1	0-1	0-0	0-0-0	0	0	0	0	0	0	
SC State	12/22	20	3-6	1-2	0-0	0-1-1	0	2	0	0	0	1	7
Savannah St.	12/28	19	1-5	0-1	0-0	0-2-2	1	2	1	0	1	2	
at Arkansas*	01/02	6	0-2	0-1	0-0	0-2-2	1	0	0	1	0	0	
Vanderbilt*	01/05	31	1-4	1-2	0-0	0-3-3	0	3	0	1	0	3	
Kentucky*	01/09	24	5-10	1-3	0-3	0-2-2	0	3	1	0	0	11	
at Auburn*	01/12	14	2-4	1-3	2-2	0-1-1	0	1	1	0	1	7	
at Texas A&M*	01/16	10	0-4	0-2	1-2	0-1-1	0	0	0	0	0	1	
Alabama*	01/19	20	3-9	0-3	0-0	0-2-2	0	3	0	1	0	6	
at Vanderbilt*	01/26	10	0-1	0-1	0-0	0-1-1	1	1	2	0	0	0	
Ole Miss*	01/30	15	1-2	1-2	0-0	0-1-1	0	2	2	0	0	3	
Missouri*	02/02	10	0-3	0-1	0-0	1-0-1	1	0	1	0	0	0	
at Miss. State*	02/06	26	2-4	1-3	0-0	1-7-8	2	4	0	2	0	5	
Arkansas*	02/09	25	1-5	1-4	0-0	0-5-5	2	0	1	0	0	3	
at LSU*	02/16												
at Kentucky*	02/20												
Florida*	02/23												
Georgia*	02/27												
at Tennessee*	03/02												

Career Highs – All Games

Pts 15 vs. Presbyterian, 11/27/11
FG 5, 3x, last, vs. Kentucky, 1/9/13
FGA 12 vs. Georgia, 3/2/12
3FG 5 vs. Presbyterian, 11/27/11
3FGA 9, 2x, last vs. CofC, 11/14/13
FT 3 vs. C. of Charleston, 11/23/11
FTA 4, 3x, last at USC, 11/25/13
Rebs 8 at Miss. State, 2/6/14
Off Rebs 3 at LSU, 1/12/12
Def Rebs 7 at Miss. State, 2/6
Stls 2 vs. Presbyterian, 11/27/11
Assts 7 vs. Chas. Southern, 11/8/13
Minutes 31 vs. Vanderbilt, 1/5/14

Career – SEC Games

Pts 11, 2x, last vs. Kentucky, 1/9/14
FG 5 vs. Kentucky, 1/9/14
FGA 10, vs. Kentucky, 1/9/14
3FG 3 vs. Florida, 2/12/12
3FGA 7 at LSU, 1/12/12
FT 2, 3x, at Auburn, 1/12/14
FTA 3, 3x, last vs. Kentucky, 1/9/14
Rebs 8 at Miss. State, 2/6/14
Off Rebs 3 at LSU, 1/12/12
Def Rebs 7 at Miss. State, 2/6/14
Stls 1, 5x, last at Auburn, 1/12/14
Assts 4 at Miss. State, 2/6/14
Min 31 vs. Vanderbilt, 1/5/14

Season Highs – All Games

Pts 11, 2x, last vs. Kentucky, 1/9
FG 5 vs. Kentucky, 1/9/14
FGA 10, 2x, last vs. Kentucky, 1/9
3FG 2, 2x, last at San Diego St., 11/23
3FGA 9, 2x, last vs. CofC, 11/14
FT 4 at USC, 11/25
FTA 4, 2x, last at USC, 11/25
Rebs 8 at Miss. State, 2/6
Off Rebs 2 at Clemson, 11/20
Def Rebs 7 at Miss. State, 2/6
Stls 1, 5x, last at Auburn, 1/12
Assts 7 vs. Chas. Southern, 11/8
Minutes 31 vs. Vanderbilt, 1/5

Season Highs – SEC Games

Pts 11 vs. Kentucky, 1/9
FG 5 vs. Kentucky, 1/9
FGA 10 vs. Kentucky, 1/9
3FG 1, 6x, last vs. Arkansas, 2/9
3FGA 4, 2x, last vs. Arkansas, 2/9
FT 2 at Auburn, 1/12
FTA 3 vs. Kentucky, 1/9
Rebs 8 at Miss. State, 2/6
Off Rebs 1, 2x, last at Miss. St., 2/6
Def Rebs 7 at Miss. State, 2/6
Stls 1 at Auburn, 1/12
Assts 4 at Miss. State, 2/6
Min 31 vs. Vanderbilt, 1/5

Career Stats at South Carolina

Year	GP	GS	Min	Avg	FG	FGA	Pct	3FG	FGA	Pct	FT	FIA	Pct	Off	Def	Tot	Avg	PF	FO	A	TO	Blk	Stl	Pts	Avg	
2011-12	34	0	383	11.3	53	181	.293	32	127	.252	10	22	.455	20	29	49	1.4	20	0	10	15	1	9	148	4.4	
2012-13	— Did Not Play —																									
2013-14	24	1	425	17.7	33	113	.292	14	63	.222	11	17	.647	8	47	55	2.3	14	0	41	15	8	5	91	3.8	
Career Totals	58	1	808	13.9	86	294	.293	46	190	.242	21	39	.538	28	76	104	1.8	34	0	51	30	9	14	239	4.1	



KHADIJAH SESSIONS

5-8
Sophomore
Guard
Myrtle Beach, S.C.
Myrtle Beach

#5

Miscellaneous Stats

	Season	Career
Double-Double	0	0
10+ Points	7	13
5+ Assists	5	5
5+ Steals	0	0
Tm-High Pts.	0	3
Tm-High Assts.	7	10

- Has played in 19 games, starting the first 10 games before missing five with an ankle injury ... Has started the last five games
- Has led team in assists eight times (LA Tech, CofC, Seton Hall, NC Central, at Auburn, at Texas A&M, Missouri)
- Scored in double figures for third-straight game at Mississippi State (Feb. 6), including pair of free throws in final minute to seal win
- Hit a pair of free throws on a 1-and-1 opportunity to seal win at #16/19 Vanderbilt (Jan. 26)
- Picked up steal after forcing a jump ball with Gamecocks down by three with 15 seconds left at #25/21 Texas A&M (Jan. 16) to set up Tiffany Mitchell's game-tying 3 with six seconds to play
- Logged 28 minutes at Auburn (Jan. 12), the most since returning from injury, hitting a clutch 3 after Tigers had tied game for fourth time with seven minutes to play then iced win with a pair of free throws in final minute
- Returned to the court against #9/10 Kentucky (Jan. 9) for first time since an ankle injury suffered against #14/13 North Carolina (Dec. 18), hitting 3 on her first touch to get the Gamecock offense on track
- Dished out a career-high six assists against NC Central (Dec. 2) in just 20 minutes of action
- Posted her first career five-assist game against LA Tech (Nov. 10)

2013-14 Game-by-Game

Opponent	Date	GS	MIN	FG-A	3FG-A	FTA	Reb	PF	A	TO	B	S	TP
Chas. Sthrn.	11/08	*	17	3-6	1-1	3-5	0-2-2	0	3	0	0	2	10
LA Tech	11/10	*	27	3-8	1-4	0-0	1-0-1	1	5	2	0	2	7
CofC	11/14	*	17	0-4	0-2	2-2	0-1-1	2	4	1	0	0	2
Seton Hall	11/17	*	30	6-9	1-4	4-6	0-3-3	2	5	1	0	0	17
at Clemson	11/20	*	32	3-7	2-4	2-3	2-1-3	1	3	1	0	0	10
at San Diego State	11/23	*	30	4-9	2-5	2-3	0-0-0	1	5	1	0	4	12
at USC	11/25	*	37	2-7	1-2	2-4	0-1-1	2	3	4	0	2	7
NC Central	12/02	*	20	2-4	0-1	3-4	0-0-0	1	6	1	0	2	7
at Charlotte	12/08	*	29	2-8	0-2	2-2	1-1-2	3	3	1	0	0	6
vs. N. Carolina	12/18	*	27	1-8	0-3	2-4	0-2-2	1	1	2	0	2	4
Winthrop	12/20												
SC State	12/22												
Savannah St.	12/28												
at Arkansas*	01/02												
Vanderbilt*	01/05												
Kentucky*	01/09		15	1-3	1-2	0-2	0-1-1	1	0	1	0	0	3
at Auburn*	01/12		28	2-4	1-3	4-4	1-0-1	4	3	1	0	0	9
at Texas A&M*	01/16	*	21	0-4	0-0	2-2	0-0-0	2	3	2	0	1	2
Alabama*	01/19		17	1-1	1-1	0-0	0-0-0	1	3	2	0	0	3
at Vanderbilt*	01/26	*	26	2-3	0-0	2-2	1-2-3	4	0	3	0	0	6
Ole Miss*	01/30	*	23	3-5	1-2	4-5	0-2-2	2	3	1	1	1	11
Missouri*	02/02	*	34	3-7	0-3	7-12	0-2-2	3	6	2	0	4	13
at Miss. State*	02/06	*	26	4-5	1-2	5-7	0-2-2	2	3	3	0	0	14
Arkansas*	02/09	*	22	0-4	0-2	3-3	0-1-1	4	2	2	0	1	3
at LSU*	02/16												
at Kentucky*	02/20												
Florida*	02/23												
Georgia*	02/27												
at Tennessee*	03/02												

Career Highs – All Games

Pts 19 vs. Auburn, 2/3/13
 FG... 6, 2x, last, vs. Seton Hall, 11/17/13
 FGA..... 15 at Missouri, 2/28/13
 FG %... 1.00(1-1) vs. Alabama, 1/19/14
 3FG 3 at Florida, 1/20/13
 3FGA... 6, 2x, last at Missouri, 2/28/13
 3FG %... 1.00(1-1) vs. Alabama, 1/19/14
 FT..... 8 vs. Auburn, 2/3/13
 FTA..... 12 vs. Missouri, 2/2/14
 FT % 1.000 (4-4), 3x, last at Auburn, 1/12/14
 Rebs..... 5 at Florida, 1/20/13
 Off Rebs 3 at Missouri, 2/28/13
 Def Rebs..... 3, 2x, last vs. Seton Hall, 11/17/13
 Stls 4, 3x, last vs. Missouri, 2/2/14
 Assts 6, 2x, last vs. Missouri, 2/2/14
 Min..... 37 at USC, 11/25/13

Season Highs – All Games

Pts 17 vs. Seton Hall, 11/17
 FG 6, 2x, last, vs. Seton Hall, 11/17
 FGA.... 9, 2x, last at San Diego St., 11/23
 FG %..... 1.00(1-1) vs. Alabama, 1/19
 3FG.... 2, 2x, last at San Diego St., 11/23
 3FGA..... 5 at San Diego St., 11/23
 3FG %.... 1.00(1-1) vs. Alabama, 1/19
 FT..... 7 vs. Missouri, 2/2
 FTA..... 12 vs. Missouri, 2/2
 FT % 1.000 (4-4), at Auburn, 1/12
 Rebs..... 3, 3x, last at Vanderbilt, 1/26
 Off Rebs 2 at Clemson, 11/20
 Def Rebs..... 3, 2x, last vs. Seton Hall, 11/17
 Stls..... 4, 2x, last vs. Missouri, 2/2
 Assts 6, 2x, last vs. Missouri, 2/2
 Min..... 37 at USC, 11/25

Career – SEC Games

Pts 19 vs. Auburn, 2/3/13
 FG..... 6 at Missouri, 2/28/13
 FGA..... 15 at Missouri, 2/28/13
 FG %.. 1.00(1-1) vs. Alabama, 1/19/14
 3FG 3 at Florida, 1/20/13
 3FGA.... 6, 2x, last at Missouri, 2/28/13
 3FG %... 1.00(1-1) vs. Alabama, 1/19/14
 FT..... 8 vs. Auburn, 2/3/13
 FTA..... 12 vs. Missouri, 2/2/14
 FT % 1.00 (4-4), 3x, last, at Auburn, 1/12/14
 Rebs..... 5 at Florida, 1/20/13
 Off Rebs 3 at Missouri, 2/28/13
 Def Rebs..... 3 at Florida, 1/20/13
 Stls..... 4, 2x, last vs. Missouri, 2/2/14
 Assts 6 vs. Missouri, 2/2/14
 Min..... 35 at Missouri, 2/28/13

Season Highs – SEC Games

Pts 14 at Miss. State, 2/6
 FG 4 at Miss. State, 2/6
 FGA..... 7 vs. Missouri, 2/2
 FG %..... 1.00(1-1) vs. Alabama, 1/19
 3FG 1, 5x, last at Miss. St., 2/6
 3FGA..... 3, 2x, last vs. Missouri, 2/2
 3FG %.... 1.00(1-1) vs. Alabama, 1/19
 FT..... 7 vs. Missouri, 2/2
 FTA..... 12 vs. Missouri, 2/2
 FT % 1.00 (4-4) at Auburn, 1/12
 Rebs..... 3 at Vanderbilt, 1/26
 Off Rebs 1, 2x, last at Vandy, 1/26
 Def Rebs..... 2, 4x, last at Miss. St., 2/6
 Stls..... 4 vs. Missouri, 2/2
 Assts 6 vs. Missouri, 2/2
 Min..... 34 vs. Missouri, 2/2

Career Stats at South Carolina

Year	GP	GS	Min	Avg	FG	FGA	Pct	3FG	FGA	Pct	FT	FIA	Pct	Off	Def	Tot	Avg	PF	FO	A	TO	Blk	Stl	Pts	Avg
2012-13	33	3	570	17.3	53	151	.351	13	54	.241	72	109	.661	22	24	46	1.4	43	0	36	49	3	21	191	5.8
2013-14	19	16	478	25.2	42	106	.396	13	43	.302	49	70	.700	6	21	27	1.4	37	0	61	31	1	21	146	7.7
Career Totals	52	19	1048	20.2	95	257	.370	26	97	.268	121	179	.676	28	45	73	1.4	80	0	97	80	4	42	337	6.5



ALEIGHSA WELCH

6-0
Junior
Forward
Goose Creek, S.C.
Goose Creek

#24

Miscellaneous Stats

	Season	Career
Double-Double	7	17
20+ Points	2	3
10+ Points	20	51
10+ Rebounds	7	20
Tm-High Pts.	6	21
Tm-High Rebs.	10	36
Tm-High Assts.	4	8

- Named CoSIDA Academic All-District and to the Naismith Trophy Early Season Watch List and the Preseason All-SEC First Team
- Needs just 24 points for 1,000 in her career to become 30th Gamecock to reach plateau, only seven of whom finished their careers with more rebounds than her current total
- Has shot at least 50.0 percent from field in all but four games this season (three of which were over 40.0 percent)
- Is second in SEC and 12th in nation in field goal percentage ... In SEC, ranks 15th in ppg, 10th in rpg, and third in offensive rebounding (3.4 Or/gm)
- Has led the team in scoring six times (LA Tech, at Clemson, vs. North Carolina, at Texas A&M, at Miss. St., Arkansas)
- Has led the team in rebounding 10 times (Charleston Southern, LA Tech, CofC, Seton Hall, at Clemson, vs. North Carolina, at Texas A&M, Alabama, at Miss. St.)
- Blocked a career-high five shots against Arkansas (Feb. 9) while also leading the offense with 16 points
- Powered team to win at Mississippi State (Feb. 6) with seventh double-double of season, while other primary offensive producers struggled
- Scored eight of her 11 points against Ole Miss (Jan. 30) in first half to help establish 19-point halftime lead
- Posted second-straight double-double with 12 points and 10 rebounds against Alabama (Jan. 19)
- Tied career high in an SEC game with 20 points at #25/21 Texas A&M (Jan. 16), including six of team's first 10 2nd-half points to launch rally from 17-point halftime deficit
- Posted fourth double-double of the season against #9/10 Kentucky (Jan. 9), adding 11 points and 10 rebounds in the second half alone to hold off Wildcats' surge
- Hit 5-of-6 from free throw line, grabbed a defensive rebound and blocked a shot in final five minutes of game to hold off Vanderbilt (Jan. 5)
- Tied career high with four blocks at Arkansas (Jan. 2) and hit a tough shot in traffic to end seven-minute scoring drought in second half that let Razorbacks cut deficit in half
- Handed out career high five assists against Savannah State (Dec. 28), still scoring in double figures
- Moved into the program's top five in career offensive rebounds with four against South Carolina State (Dec. 22)
- Scored nine of her 14 points against Winthrop (Dec. 20) in the second half to hold off Winthrop rally
- Netted career-high 23 points against #14/13 North Carolina (Dec. 18) while battling for five offensive rebounds
- Scored all 18 of her points at Charlotte (Dec. 8) in the second half, driving team to road win after sitting all but the first six minutes of the first half due to foul trouble
- Hit 4-of-5 from the field for 10 points in the second half at Southern Cal (Nov. 25) to help team pull away from six-point halftime lead
- Handed out a career high four assists for the second-straight game at Clemson (Nov. 20), stuffing the box score with three blocks, 17 points and 10 rebounds as well.
- Grabbed career-high 17 rebounds against College of Charleston (Nov. 14), sixth-most in Colonial Life Arena history, including 12 in the first half

2013-14 Game-by-Game

Opponent	Date	GS	MIN	FG-A	3FG-A	FTA	Reb	PF	A	TO	B	S	TP
Chas. Sthrn.	11/08	*	19	5-8	0-0	5-6	3-5-8	1	0	2	0	1	15
LA Tech	11/10		31	6-8	0-0	2-5	6-4-10	2	3	0	0	0	14
CofC	11/14	*	23	3-5	0-0	6-11	7-10-17	2	2	1	1	2	12
Seton Hall	11/17	*	28	3-4	0-0	9-13	2-6-8	2	4	1	2	1	15
at Clemson	11/20	*	29	7-10	0-0	3-3	4-6-10	2	4	1	3	1	17
at San Diego State	11/23	*	25	4-4	0-0	0-2	1-3-4	3	2	1	1	1	8
at USC	11/25	*	34	6-11	0-0	2-2	2-4-6	2	1	2	0	0	14
NC Central	12/02	*	17	6-6	0-0	1-2	0-4-4	0	1	0	1	0	13
at Charlotte	12/08	*	25	7-9	0-0	4-6	2-4-6	2	0	2	0	3	18
vs. N. Carolina	12/18	*	36	8-13	0-0	7-12	5-1-6	3	0	4	1	1	23
at Winthrop	12/20	*	34	4-7	0-0	6-11	4-4-8	0	2	1	1	2	14
SC State	12/22	*	25	4-5	0-0	0-1	4-1-5	0	3	2	0	1	8
Savannah St.	12/28	*	23	5-9	0-0	4-6	1-2-3	0	5	0	0	1	14
at Arkansas*	01/02	*	36	5-11	0-0	1-3	2-5-7	2	2	2	4	1	11
Vanderbilt*	01/05	*	24	2-4	0-0	5-6	1-2-3	4	3	1	1	0	9
Kentucky*	01/09	*	37	5-10	0-0	6-9	6-8-14	2	3	5	1	0	16
at Auburn*	01/12	*	31	3-7	0-0	4-8	3-2-5	3	3	2	1	2	10
at Texas A&M*	01/16	*	43	8-19	1-1	3-7	8-8-16	1	2	2	2	1	20
Alabama*	01/19	*	29	5-7	0-0	2-3	3-7-10	1	1	5	0	0	12
at Vanderbilt*	01/26	*	30	5-9	0-0	0-0	3-3-6	2	3	8	2	0	10
Ole Miss*	01/30	*	25	4-5	0-0	3-4	3-1-4	2	2	1	0	2	11
Missouri*	02/02	*	26	5-9	0-0	1-4	2-3-5	4	0	0	1	0	11
at Miss. State*	02/06	*	38	5-16	0-0	8-9	6-5-11	1	4	0	2	1	18
Arkansas*	02/09	*	36	5-9	0-0	6-9	3-4-7	1	1	3	5	2	16

Career Highs – All Games

Pts 23 vs. N. Carolina 12/18/13
FG ..8, 3x, last at Texas A&M, 1/16/14
FGA..... 19 at Texas A&M, 1/16/14
FT..... 10 at Xavier, 11/30/11
FTA..... 15 at Xavier, 11/30/11
Rebs...17 vs. C. of Charleston, 11/14/13
Off Rebs...8, 6x, last at TAMU, 1/16/14
Def Rebs..... 10 vs. CofC, 11/14/13
Blks 5 vs. Arkansas, 2/9/14
Stls.... 3, 4x, last at Charlotte, 12/8/13
Assts.....5 vs. Savannah St., 12/28/13
Min..... 43 at Texas A&M, 1/16/14

Season Highs – All Games

Pts23 vs N. Carolina, 12/18
FG 8, 2x, last at Texas A&M, 1/16
FGA.....19 at Texas A&M, 1/16
FT.....9 vs. Seton Hall, 11/17
FTA.....13 vs. Seton Hall, 11/17
Rebs..... 17 vs. C. of Charleston, 11/14
Off Rebs.....8 at Texas A&M, 1/16
Def Rebs.....10 vs. CofC, 11/14
Blks5 vs. Arkansas, 2/9
Stls.....3 at Charlotte, 12/8/13
Assts 5 vs. Savannah St., 12/28
Min.....43 at Texas A&M, 1/16

Career – SEC Games

Pts20, 2x, last at TAMU, 1/16/14
FG 8, 2x, last at Texas A&M, 1/16/14
FGA..... 19 at Texas A&M, 1/16/14
FT.....8, 2x, last at Miss. St., 2/6/14
FTA... 12 vs. Mississippi State, 2/24/13
Rebs..... 16 at Texas A&M, 1/16/14
Off Rebs .. 8, 2x, last at TAMU, 1/16/14
Def Rebs..... 8, 3x, last at TAMU, 1/16/14
Blks 5 vs. Arkansas, 2/9/14
Stls3 vs. Florida, 3/3/13
Assts 4, 2x, last at Miss. St., 2/6/14
Min..... 43 at Texas A&M, 1/16/14

Season Highs – SEC Games

Pts20 at Texas A&M, 1/16
FG 8 at Texas A&M, 1/16
FGA..... 19 at Texas A&M, 1/16
FT.....8 at Miss. State, 2/6
FTA.....9, 3x, last vs. Arkansas., 2/9
Rebs.....16 at Texas A&M, 1/16
Off Rebs 8 at Texas A&M, 1/16
Def Rebs..... 8, 2x, last at TAMU, 1/16
Blks5 vs. Arkansas, 2/9
Stls2, 3x, last vs. Arkansas, 2/9
Assts4 at Miss. St., 2/6
Min.....43 at Texas A&M, 1/16

Career Stats at South Carolina

Year	GP	GS	Min	Avg	FG	FGA	Pct	3FG	FGA	Pct	FT	FTA	Pct	Off	Def	Tot	Avg	PF	FO	A	TO	Blk	Stl	Pts	Avg
2011-12	33	2	694	21.0	98	167	.587	0	1	.000	56	98	.571	104	96	200	6.1	41	0	18	40	22	19	252	7.6
2012-13	33	33	981	29.7	134	224	.598	1	1	1.000	126	178	.708	131	124	255	7.7	56	0	34	53	23	26	395	12.0
2013-14	24	23	704	29.3	120	205	.585	1	1	1.000	88	142	.620	81	102	183	7.6	42	0	51	46	29	23	329	13.7
Career Totals	90	58	2379	26.4	352	596	.591	2	3	.667	270	418	.646	316	322	638	7.1	139	0	103	139	74	68	976	10.8



Official Basketball Box Score -- Game Totals -- Final Statistics
Charleston Southern vs #22/21 South Carolina
 11/08/13 7 p.m. at Columbia, S.C./Colonial Life Arena



Charleston Southern 29 • 0-1

##	Player	Total	3-Ptr			Rebounds			PF	TP	A	TO	Blk	Stl	Min
			FG-FGA	FG-FGA	FT-FTA	Off	Def	Tot							
10	LEBEDEVA, Natasha	f	0-7	0-1	0-0	1	0	1	2	0	0	2	0	1	18
25	MAXIMILIEN, Monique	c	0-4	0-0	0-0	0	3	3	2	0	0	2	4	0	22
03	BRATCHER, Erin	g	2-5	2-5	2-3	3	0	3	2	8	1	3	0	0	27
22	FOWLER, DJ	g	1-6	0-2	0-0	1	1	2	4	2	1	2	0	1	25
23	MANN, Alyssa	g	3-11	0-4	3-3	0	2	2	4	9	1	2	0	1	23
00	KARLSONE, Alise	g	0-3	0-1	0-0	1	2	3	3	0	0	3	1	0	12
05	LONG, Nayla	g	0-1	0-0	0-0	0	0	0	1	0	0	1	0	0	11
12	BROWN, Marley	g	2-2	0-0	0-0	0	1	1	1	4	1	2	0	0	12
14	JARVIS, Tatum	g	1-5	1-5	0-0	0	0	0	0	3	1	2	0	1	13
21	KIRKPATRICK, Kirklain	g	0-2	0-2	0-0	0	0	0	0	0	0	1	0	0	10
24	LAKES, Brianna	g	0-1	0-0	0-0	1	0	1	3	0	0	5	0	0	15
30	BARNETT, Christal	g	1-7	1-3	0-0	1	1	2	1	3	1	0	0	1	12
	Team					3	4	7							
	Totals		10-54	4-23	5-6	11	14	25	19	29	6	25	5	5	200

FG % 1st Half: 4-29 13.8% 2nd half: 6-25 24.0% Game: 10-54 18.5%
 3FG % 1st Half: 2-10 20.0% 2nd half: 2-13 15.4% Game: 4-23 17.4%
 FT % 1st Half: 3-3 100.0 2nd half: 2-3 66.7% Game: 5-6 83.3%

#22/21 South Carolina 99 • 1-0

##	Player	Total	3-Ptr			Rebounds			PF	TP	A	TO	Blk	Stl	Min
			FG-FGA	FG-FGA	FT-FTA	Off	Def	Tot							
24	WELCH, Aleighsa	f	5-8	0-0	5-6	3	5	8	1	15	0	2	0	1	19
31	DOZIER, Asia	f	1-3	0-0	2-2	2	1	3	1	4	5	1	1	2	17
33	IBIAM, Elem	c	7-7	0-0	3-5	1	5	6	0	17	0	1	5	2	20
05	SESSIONS, Khadijah	g	3-6	1-1	3-5	0	2	2	0	10	3	0	0	2	17
25	MITCHELL, Tiffany	g	6-10	0-0	0-0	1	0	1	0	12	1	0	0	5	21
00	FARMER, India	g	0-0	0-0	0-0	0	0	0	0	0	0	0	0	0	6
02	GAINES, Olivia	g	2-3	0-0	0-0	2	2	4	0	4	5	1	1	3	17
12	MONTOUT, Wilka	g	2-4	1-1	2-5	1	3	4	3	7	1	1	2	1	21
15	DAVIS, Tiffany	g	2-3	0-0	1-3	1	1	2	1	5	1	2	1	0	16
21	MORRISON, LeAnna	g	0-0	0-0	0-0	0	1	1	1	0	1	1	0	0	7
23	ROY, Tina	g	2-6	1-4	0-0	0	3	3	0	5	7	0	0	0	22
41	COATES, Alaina	g	9-14	0-0	2-2	4	3	7	2	20	1	1	2	1	17
	Team					1	4	5							
	Totals		39-64	3-6	18-28	16	30	46	9	99	25	10	12	17	200

FG % 1st Half: 20-36 55.6% 2nd half: 19-28 67.9% Game: 39-64 60.9%
 3FG % 1st Half: 1-2 50.0% 2nd half: 2-4 50.0% Game: 4-23 17.4%
 FT % 1st Half: 11-14 78.6% 2nd half: 7-14 50.0% Game: 18-28 64.3%

Officials: Beverly Roberts, Bryan Enterline, Bruce Morris
 Technical fouls: Charleston Southern-None. #22/21 South Carolina-None.
 Attendance: 5120

Score by periods	1st	2nd	Total
Charleston Southern	13	16	29
#22/21 South Carolina	52	47	99

	In	Off	2nd	Fast	Bench
Points	Paint	T/O	Chance	Break	
CSU	6	5	6	4	10
SC	70	40	23	32	41

Last FG - CSU 2nd-01:16, SC 2nd-00:49.
 Largest lead - CSU None, SC by 70 2nd-02:07.
 Score tied - 0 times.
 Lead changed - 0 times.



Official Basketball Box Score -- Game Totals -- Final Statistics
Coll. of Charleston vs South Carolina
 11/14/13 8 p.m. at Columbia, S.C./Colonial Life Arena



Coll. of Charleston 54 • 1-2

##	Player	Total	3-Ptr			Rebounds			PF	TP	A	TO	Blk	Stl	Min
			FG-FGA	FG-FGA	FT-FTA	Off	Def	Tot							
11	Hewatt, Christy	f	2-3	1-1	0-0	1	2	3	1	5	1	0	0	1	9
15	Ramer, Deidre	c	3-8	0-0	1-2	2	2	4	3	7	0	0	0	1	16
01	Frye, Alyssa	g	2-12	1-4	0-0	0	2	2	1	5	2	5	0	2	36
02	Hall, Erin	g	2-11	1-7	0-0	0	2	2	3	5	0	1	0	0	25
22	Brown, Jillian	g	2-3	0-0	0-0	0	4	4	3	4	7	1	0	1	40
05	Winter, Jenice	g	1-4	0-0	0-0	0	0	0	0	2	0	0	0	0	5
13	Tolbert, Afreyea	g	5-15	0-0	4-6	2	9	11	4	14	0	0	0	0	21
14	Gardner, Courtney	g	0-2	0-1	0-0	0	1	1	1	0	1	0	0	0	8
24	Bolden, Breanna	g	0-0	0-0	1-2	0	1	1	1	1	0	1	0	0	4
25	Green, Jazz	g	1-4	0-0	1-2	1	1	2	2	3	1	0	0	0	9
30	Hopkins, Mikaela	g	2-3	0-0	2-6	2	1	3	5	6	0	2	2	0	18
32	Carter, Jasmine	g	1-3	0-0	0-0	0	1	1	3	2	0	0	0	0	9
	Team					3	1	4							
	Totals		21-68	3-13	9-18	11	27	38	27	54	12	10	2	5	200

FG % 1st Half: 13-33 39.4% 2nd half: 8-35 22.9% Game: 21-68 30.9%
 3FG % 1st Half: 2-7 28.6% 2nd half: 1-6 16.7% Game: 3-13 23.1%
 FT % 1st Half: 6-10 60.0% 2nd half: 3-8 37.5% Game: 9-18 50.0%

South Carolina 81 • 3-0

##	Player	Total	3-Ptr			Rebounds			PF	TP	A	TO	Blk	Stl	Min
			FG-FGA	FG-FGA	FT-FTA	Off	Def	Tot							
24	WELCH, Aleighsa	f	3-5	0-0	6-11	7	10	17	2	12	2	1	1	2	23
31	DOZIER, Asia	f	6-12	4-8	0-0	0	2	2	1	16	3	1	0	0	25
33	IBIAM, Elem	c	5-8	0-0	2-5	2	4	6	2	12	0	0	3	1	23
05	SESSIONS, Khadijah	g	0-4	0-2	2-2	0	1	1	2	2	4	1	0	0	17
25	MITCHELL, Tiffany	g	3-7	2-3	3-7	3	5	8	1	11	1	2	0	0	26
00	FARMER, India	g	0-0	0-0	0-0	0	0	0	1	0	0	0	0	0	5
02	GAINES, Olivia	g	0-1	0-0	2-2	0	1	1	1	2	0	1	0	1	11
12	MONTOUT, Wilka	g	1-6	0-2	0-4	5	3	8	2	2	0	2	1	0	16
15	DAVIS, Tiffany	g	2-4	1-2	2-2	0	1	1	0	7	3	2	0	1	19
21	MORRISON, LeAnna	g	0-3	0-2	0-0	1	0	1	1	0	1	0	0	0	6
23	ROY, Tina	g	2-10	2-9	0-0	0	0	0	0	6	2	0	0	0	16
41	COATES, Alaina	g	3-6	0-0	5-9	5	9	14	2	11	0	1	3	0	13
	Team					0	3	3							
	Totals		25-66	9-28	22-42	23	39	62	15	81	16	12	8	5	200

FG % 1st Half: 14-35 40.0% 2nd half: 11-31 35.5% Game: 25-66 37.9%
 3FG % 1st Half: 5-15 33.3% 2nd half: 4-13 30.8% Game: 9-28 32.1%
 FT % 1st Half: 13-23 56.5% 2nd half: 9-19 47.4% Game: 22-42 52.4%

Officials: Dee Kantner, Joe Cunningham, Ed Sidlasky
 Technical fouls: Coll. of Charleston-None. South Carolina-None.
 Attendance: 4882

Score by periods	1st	2nd	Total
Coll. of Charleston	34	20	54
South Carolina	46	35	81

	In	Off	2nd	Fast	Bench
Points	Paint	T/O	Chance	Break	
COFC	18	9	10	5	28
SC	28	8	23	6	28

Last FG - COFC 2nd-01:17, SC 2nd-00:51.
 Largest lead - COFC by 9 1st-17:33, SC by 32 2nd-06:47.
 Score tied - 0 times.
 Lead changed - 1 time.



Official Basketball Box Score -- Game Totals -- Final Statistics
Louisiana Tech vs #22/21 South Carolina
 11/10/13 2 p.m. at Columbia, S.C./Colonial Life Arena



Louisiana Tech 45 • 0-1

##	Player	Total	3-Ptr			Rebounds			PF	TP	A	TO	Blk	Stl	Min
			FG-FGA	FG-FGA	FT-FTA	Off	Def	Tot							
02	FRAZIER, Whitney	f	3-9	1-1	0-0	0	3	3	5	7	2	0	0	4	30
24	CHENEVERT, Tyjae'	f	2-6	0-0	0-2	0	2	3	4	4	1	4	2	0	24
33	LANGSTON, Savanna	f	1-3	0-1	0-0	0	2	4	4	2	0	0	0	1	28
15	JEFFERSON, Brittney	g	4-9	1-1	2-6	0	4	4	1	11	4	3	0	0	37
21	ANDREWS, Kenedria	g	2-6	1-2	0-0	1	4	5	1	5	0	3	0	0	35
00	JACKSON, JaQuan	g	5-16	1-2	2-2	2	2	4	3	13	3	5	0	2	34
04	VUCINIC, Jelena	g	0-0	0-0	0-0	0	0	0	1	0	0	0	0	0	4
32	MOTEN, Kevione	g	1-1	0-0	1-4	2	1	3	3	3	0	1	0	0	8
	Team					2	1	3							
	Totals		18-50	4-7	5-14	9	20	29	22	45	10	17	2	7	200

FG % 1st Half: 8-24 33.3% 2nd half: 10-26 38.5% Game: 18-50 36.0%
 3FG % 1st Half: 1-2 50.0% 2nd half: 3-5 60.0% Game: 4-7 57.1%
 FT % 1st Half: 0-2 0.0% 2nd half: 5-12 41.7% Game: 5-14 35.7%

#22/21 South Carolina 68 • 2-0

##	Player	Total	3-Ptr			Rebounds			PF	TP	A	TO	Blk	Stl	Min
			FG-FGA	FG-FGA	FT-FTA	Off	Def	Tot							
31	DOZIER, Asia	f	3-5	1-1	0-0	0	1	1	1	7	0	3	0	0	21
33	IBIAM, Elem	f	3-6	0-0	5-10	2	6	8	5	11	1	3	3	1	24
41	COATES, Alaina	c	6-10	0-0	0-3	5	5	10	3	12	0	0			



Official Basketball Box Score -- Game Totals -- Final Statistics
#19/14 South Carolina vs Clemson
 11/20/13 7 pm at Clemson, SC (Littlejohn Coliseum)



#19/14 South Carolina 68 • 5-0

##	Player	Total		3-Ptr		Rebounds			PF	TP	A	TO	Blk	Stl	Min
		FG-FGA	FG-FGA	FT-FTA	Off	Def	Tot								
24	WELCH, Aleighsa	f	7-10	0-0	3-3	4	6	10	2	17	4	1	3	1	29
31	DOZIER, Asia	f	2-9	0-5	0-1	3	6	9	3	4	0	2	0	0	30
33	IBIAM, Elem	c	5-6	0-0	0-0	3	3	6	2	10	1	0	1	1	25
05	SESSIONS, Khadijah	g	3-7	2-4	2-3	2	1	3	1	10	3	1	0	0	32
25	MITCHELL, Tiffany	g	6-10	2-4	0-0	2	4	6	0	14	5	4	0	2	28
00	FARMER, India	g	0-0	0-0	0-0	0	0	0	0	0	0	0	0	0	1
12	MONTOUT, Wilka	g	0-6	0-0	1-2	2	2	4	0	1	0	1	0	0	13
15	DAVIS, Tiffany	g	0-0	0-0	0-0	0	0	0	0	0	1	0	0	0	10
21	MORRISON, LeAnna	g	0-0	0-0	0-0	0	0	0	0	0	0	0	0	0	2
23	ROY, Tina	g	1-4	0-3	1-1	2	1	3	1	3	0	2	0	0	15
41	COATES, Alaina	g	2-5	0-0	5-8	1	5	6	4	9	0	1	1	2	15
Team						0	2	2							
Totals			26-57	4-16	12-18	19	30	49	13	68	14	12	5	6	200

FG % 1st Half: 12-31 38.7% 2nd half: 14-26 53.8% Game: 26-57 45.6% Deadball Rebounds 1
 3FG % 1st Half: 1-8 12.5% 2nd half: 3-8 37.5% Game: 4-16 25.0%
 FT % 1st Half: 2-3 66.7% 2nd half: 10-15 66.7% Game: 12-18 66.7%

Clemson 43 • 1-3

##	Player	Total		3-Ptr		Rebounds			PF	TP	A	TO	Blk	Stl	Min
		FG-FGA	FG-FGA	FT-FTA	Off	Def	Tot								
01	Tay, Charmaine	f	5-15	0-2	1-3	2	3	5	2	11	2	2	1	1	32
13	Chatman, Sade	c	1-8	0-0	1-2	1	2	3	5	3	0	2	0	1	23
02	Lindsay, Chelsea	g	5-10	2-3	0-0	1	1	2	0	12	3	2	0	1	39
21	Dixon, Nikki	g	0-0	0-0	0-0	0	0	0	0	0	0	0	0	0	1
23	Dunn, Chancie	g	2-6	0-0	0-0	0	2	2	4	4	1	2	0	0	35
05	Gramlich, Kelly	g	0-3	0-1	2-2	0	5	5	1	2	1	0	0	1	24
14	Mosley, Paige	g	0-1	0-0	2-4	1	1	2	1	2	0	0	0	1	8
15	Jamison-Myers, Nyilah	g	0-4	0-0	5-6	2	1	3	4	5	0	2	1	0	24
20	Gaillard, Jordan	g	1-1	1-1	1-2	0	2	2	0	4	0	1	0	0	14
Team						3	0	3							
Totals			14-48	3-7	12-19	10	17	27	17	43	7	11	2	5	200

FG % 1st Half: 3-23 13.0% 2nd half: 11-25 44.0% Game: 14-48 29.2% Deadball Rebounds 1
 3FG % 1st Half: 0-2 0.0% 2nd half: 3-5 60.0% Game: 3-7 42.9%
 FT % 1st Half: 9-14 64.3% 2nd half: 3-5 60.0% Game: 12-19 63.2%

Officials: Billy Smith, Jules Gallien, Mark Berger
 Technical fouls: #19/14 South Carolina-None. Clemson-None.
 Attendance: 715

Score by periods	1st	2nd	Total
#19/14 South Carolina	27	41	68
Clemson	15	28	43

Last FG - SC 2nd-00:32, CU 2nd-00:08.
 Largest lead - SC by 28 2nd-02:32, CU by 2 1st-19:45.

Score tied - 1 time.
 Lead changed - 1 time.



Official Basketball Box Score -- Game Totals -- Final Statistics
#19/14 South Carolina vs San Diego State
 11/23/13 1 p.m. at Viejas Arena at Aztec Bowl (San Diego)



#19/14 South Carolina 88 • 6-0

##	Player	Total		3-Ptr		Rebounds			PF	TP	A	TO	Blk	Stl	Min
		FG-FGA	FG-FGA	FT-FTA	Off	Def	Tot								
24	WELCH, Aleighsa	f	4-4	0-0	0-2	1	3	4	3	8	2	1	1	1	25
31	DOZIER, Asia	f	5-13	4-10	2-2	3	0	3	2	16	0	2	0	2	28
33	IBIAM, Elem	c	2-3	0-0	1-2	1	3	4	3	5	1	1	1	1	21
05	SESSIONS, Khadijah	g	4-9	2-5	2-3	0	0	0	0	12	5	1	0	4	30
25	MITCHELL, Tiffany	g	6-10	1-2	4-5	1	2	3	2	17	9	1	0	3	26
02	GAINES, Olivia	g	0-0	0-0	1-2	1	0	1	0	1	1	0	0	1	5
12	MONTOUT, Wilka	g	1-2	0-1	0-0	0	2	2	3	2	0	1	0	0	17
15	DAVIS, Tiffany	g	0-1	0-0	0-0	0	0	0	0	0	3	0	0	0	3
21	MORRISON, LeAnna	g	0-1	0-1	0-0	1	0	1	0	0	1	0	0	0	4
23	ROY, Tina	g	2-6	2-4	0-0	0	1	1	0	6	2	1	1	0	19
41	COATES, Alaina	g	5-6	0-0	11-15	1	7	8	4	21	0	0	1	0	22
Team						1	2	3							
Totals			29-55	9-23	21-31	10	20	30	18	88	24	8	4	12	200

FG % 1st Half: 16-35 45.7% 2nd half: 13-20 65.0% Game: 29-55 52.7% Deadball Rebounds 3,2
 3FG % 1st Half: 7-15 46.7% 2nd half: 2-8 25.0% Game: 9-23 39.1%
 FT % 1st Half: 4-6 66.7% 2nd half: 17-25 68.0% Game: 21-31 67.7%

San Diego State 54 • 0-4

##	Player	Total		3-Ptr		Rebounds			PF	TP	A	TO	Blk	Stl	Min
		FG-FGA	FG-FGA	FT-FTA	Off	Def	Tot								
02	HUNTER, Kristina	f	1-4	0-0	3-4	2	1	3	5	5	1	4	0	0	19
05	CULBERSON, Chairese	f	0-6	0-2	0-0	0	0	0	3	0	1	0	0	0	28
25	AMARIKWA, Erimma	f	7-11	0-0	1-2	1	4	5	0	15	0	1	0	0	26
13	WARREN, Cierra	c	2-4	0-0	1-5	2	3	5	5	5	1	3	0	0	20
11	HARVEY, Ahjalee	g	4-9	1-4	1-2	0	4	4	2	10	3	7	0	1	34
00	SMITH, Deidra	g	3-5	0-0	0-0	1	3	4	4	6	0	3	0	0	23
03	BOSTICK, Ariell	g	1-2	0-0	0-0	0	1	1	2	2	0	1	0	0	8
12	SCURRY, Deajanae	g	3-6	0-1	0-0	1	6	7	2	6	4	4	1	4	23
21	JOHNSON, Chloe	g	0-1	0-1	0-0	0	1	1	2	0	0	1	0	0	12
23	LAWRENCE, Alyssa	g	0-0	0-0	2-2	0	0	0	0	2	0	0	0	0	7
Team						1	0	1							
Totals			21-48	1-8	8-15	8	23	31	25	51	10	25	1	5	200

FG % 1st Half: 12-22 54.5% 2nd half: 9-26 34.6% Game: 21-48 43.8% Deadball Rebounds 4
 3FG % 1st Half: 1-4 25.0% 2nd half: 0-4 0.0% Game: 1-8 12.5%
 FT % 1st Half: 4-7 57.1% 2nd half: 4-8 50.0% Game: 8-15 53.3%

Officials: Melissa Barlow, Shelley Nakasone, Lisa Jones
 Technical fouls: #19/14 South Carolina-None. San Diego State-None.
 Attendance: 642

3 TEAM POINTS AWARDED TO SDSU AT 19:49 1ST HALF

Score by periods	1st	2nd	Total
#19/14 South Carolina	43	45	88
San Diego State	32	22	54

Last FG - SC 2nd-01:32, SDSU 2nd-03:02.
 Largest lead - SC by 37 2nd-00:24, SDSU by 1 1st-16:48.

Score tied - 0 times.
 Lead changed - 2 times.



Official Basketball Box Score -- Game Totals -- Final Statistics
#17/14 South Carolina vs USC
 11/25/13 5 p.m. at Galen Center (Los Angeles)



#17/14 South Carolina 70 • 7-0

##	Player	Total		3-Ptr		Rebounds			PF	TP	A	TO	Blk	Stl	Min
		FG-FGA	FG-FGA	FT-FTA	Off	Def	Tot								
24	WELCH, Aleighsa	f	6-11	0-0	2-2	2	4	6	2	14	1	2	0	0	34
31	DOZIER, Asia	f	1-4	0-1	2-2	0	2	2	1	4	2	3	0	0	25
33	IBIAM, Elem	c	2-5	0-0	0-0	2	3	5	5	4	1	2	2	0	19
05	SESSIONS, Khadijah	g	2-7	1-2	2-4	0	1	1	2	7	3	4	0	0	37
25	MITCHELL, Tiffany	g	6-9	0-1	10-13	3	3	6	3	22	4	6	0	5	34
12	MONTOUT, Wilka	g	0-0	0-0	0-0	0	2	2	0	0	1	0	0	0	9
21	MORRISON, LeAnna	g	0-0	0-0	0-0	0	0	0	0	0	0	0	0	0	1
23	ROY, Tina	g	3-5	1-2	4-4	0	3	3	1	11	0	0	1	0	24
41	COATES, Alaina	g	4-7	0-0	0-1	1	8	9	4	8	0	2	0	1	17
Team						1	0	1							
Totals			24-48	2-6	20-26	9	26	35	18	70	12	19	3	8	200

FG % 1st Half: 11-28 39.3% 2nd half: 13-20 65.0% Game: 24-48 50.0% Deadball Rebounds 2
 3FG % 1st Half: 1-4 25.0% 2nd half: 1-2 50.0% Game: 2-6 33.3%
 FT % 1st Half: 7-9 77.8% 2nd half: 13-17 76.5% Game: 20-26 76.9%

USC 50 • 3-2

##	Player	Total		3-Ptr		Rebounds			PF	TP	A	TO	Blk	Stl	Min
		FG-FGA	FG-FGA	FT-FTA	Off	Def	Tot								
10	Oliver, Kate	f	0-5	0-0	0-0	1	2	3	1	0	1	1	2	2	20
11	Harberts, Cassie	f	7-15	0-1	0-3	0	2	2	3	14	3	1	1	0	27
21	Vaiioletama, Alexyz	f	1-2	1-2	0-0	0	2	2	4	3	0	3	0	1	22
01	Adams, Jordan	g	1-5	0-4	2-2	2	2	4	1	4	4	2	0	3	33
14	Crook, Ariya	g	6-14	0-4	4-4	0									



Official Basketball Box Score -- Game Totals -- Final Statistics
#12/10 South Carolina vs Charlotte
 12/08/13 2:00 p.m. at Dale F. Halton Arena (Charlotte, N.C.)



#12/10 South Carolina 76 • 9-0

#	Player	Total		3-Ptr		Rebounds			PF	TP	A	TO	Blk	Stl	Min
		FG-FGA	FG-FGA	FT-FTA	Off	Def	Tot								
24	WELCH, Aleighsa	f	7-9	0-0	4-6	2	4	6	2	18	0	2	0	3	25
33	IBIAM, Elem	c	7-14	0-0	5-7	2	7	9	2	19	0	1	3	1	30
05	SESSIONS, Khadijah	g	2-8	0-2	2-2	1	1	2	3	6	3	1	0	0	29
23	ROY, Tina	g	0-0	0-0	1-2	1	1	2	2	1	1	2	1	1	15
25	MITCHELL, Tiffany	g	4-9	0-2	7-7	1	2	3	0	15	4	3	0	3	36
02	GAINES, Olivia	g	0-0	0-0	0-0	0	1	1	1	0	0	0	0	0	4
12	MONTOU, Wilka	g	1-2	1-1	0-0	2	0	2	1	3	0	0	0	0	8
15	DAVIS, Tiffany	g	0-0	0-0	0-0	0	0	0	1	0	0	0	0	0	8
21	MORRISON, LeAnna	g	0-0	0-0	2-4	0	0	0	0	2	0	0	0	0	1
31	DOZIER, Asia	g	4-7	0-1	2-2	2	3	5	1	10	4	5	1	2	32
41	COATES, Alaina	g	0-4	0-0	2-2	2	2	4	0	2	0	0	2	0	12
	Team				0	2	2								
	Totals		25-53	1-6	25-33	13	23	36	13	76	12	15	7	10	200

FG % 1st Half: 11-31 35.5% 2nd half: 14-22 63.6% Game: 25-53 47.2% Deadball Rebounds 0
 3FG % 1st Half: 1-5 20.0% 2nd half: 0-1 0.0% Game: 1-6 16.7%
 FT % 1st Half: 10-13 76.9% 2nd half: 15-20 75.0% Game: 25-33 75.8%

Charlotte 61 • 4-5

#	Player	Total		3-Ptr		Rebounds			PF	TP	A	TO	Blk	Stl	Min
		FG-FGA	FG-FGA	FT-FTA	Off	Def	Tot								
20	GORDON, Kira	f	3-9	0-0	7-8	1	8	9	3	13	1	4	0	3	36
32	ALEXANDER, Alexis	f	2-5	0-0	0-0	2	1	3	4	4	0	2	0	0	15
03	HOLMES, Ayanna	g	1-4	0-2	0-0	0	3	3	4	2	3	1	0	1	24
10	HAMMONDS, Ny	g	6-11	1-2	1-2	0	6	6	2	14	4	6	0	0	40
22	SIGMON, Hillary	g	2-8	1-7	2-2	0	1	1	3	7	1	0	0	1	31
01	GREGORY, Ciara	g	1-1	1-1	0-0	0	0	0	3	0	0	0	0	0	1
05	GARNER, Meme	g	0-1	0-0	0-0	0	0	0	1	0	0	0	0	0	1
21	WEBSTER, Lefty	g	1-2	0-1	0-0	2	0	2	2	2	0	0	0	1	7
23	OLLEY, Kenya	g	2-3	0-0	0-0	0	1	1	1	4	0	2	0	0	7
24	CARTER, Tori	g	4-5	0-0	0-0	0	0	0	0	8	1	3	0	0	17
50	RANKIN, Olivia	g	2-4	0-0	0-0	0	0	0	4	4	0	0	0	0	21
	Team				1	3	4								
	Totals		24-53	3-13	10-12	6	23	29	24	61	10	18	0	6	200

FG % 1st Half: 12-24 50.0% 2nd half: 12-29 41.4% Game: 24-53 45.3% Deadball Rebounds 2
 3FG % 1st Half: 1-5 20.0% 2nd half: 2-8 25.0% Game: 3-13 23.1%
 FT % 1st Half: 7-8 87.5% 2nd half: 3-4 75.0% Game: 10-12 83.3%

Officials: Billy Smith, Carla Fountain, Meadow Overstreet
 Technical fouls: #12/10 South Carolina-None. Charlotte-None.
 Attendance: 1357

Score by periods	1st	2nd	Total
#12/10 South Carolina	33	43	76
Charlotte	32	29	61

Last FG - SC 2nd-01:12, CHA 2nd-00:37.
 Largest lead - SC by 16 2nd-00:44, CHA by 2 1st-12:32.

Score tied - 8 times.
 Lead changed - 6 times.



Official Basketball Box Score -- Game Totals -- Final Statistics
Winthrop vs #10/10 South Carolina
 12/20/13 12 p.m. at Columbia, S.C./Colonial Life Arena



Winthrop 61 • 6-3

#	Player	Total		3-Ptr		Rebounds			PF	TP	A	TO	Blk	Stl	Min
		FG-FGA	FG-FGA	FT-FTA	Off	Def	Tot								
20	CALVERT, Taylor	f	4-5	1-1	2-2	1	4	5	4	11	0	3	0	1	34
33	WILLIAMS, Erica	f	8-19	0-0	3-4	1	4	5	0	19	4	3	2	2	40
04	NUNN, Schaquilla	c	1-6	0-0	0-0	1	9	10	2	2	0	1	0	0	33
22	McCLANAHAN, Dequesh	g	7-20	1-3	4-4	1	0	1	5	19	8	3	0	3	37
24	WRIGHT, Samiya	g	0-2	0-1	0-0	1	1	2	2	0	0	0	0	0	7
05	CHARLES, Tiffany	g	1-2	0-0	0-0	1	1	2	2	2	1	2	0	2	27
30	DECHEVA, Pamela	g	3-5	2-3	0-0	2	0	2	4	8	0	1	0	0	21
31	VERNON, Zoe	g	0-0	0-0	0-0	0	0	0	2	0	0	0	0	0	1
	Team				2	1	3								
	Totals		24-59	4-8	9-10	10	20	30	21	61	13	13	2	8	200

FG % 1st Half: 10-30 33.3% 2nd half: 14-29 48.3% Game: 24-59 40.7% Deadball Rebounds 3
 3FG % 1st Half: 3-5 60.0% 2nd half: 1-3 33.3% Game: 4-8 50.0%
 FT % 1st Half: 0-0 0.0% 2nd half: 9-10 90.0% Game: 9-10 90.0%

#10/10 South Carolina 69 • 10-1

#	Player	Total		3-Ptr		Rebounds			PF	TP	A	TO	Blk	Stl	Min
		FG-FGA	FG-FGA	FT-FTA	Off	Def	Tot								
24	WELCH, Aleighsa	f	4-7	0-0	6-11	4	4	8	0	14	2	1	1	2	34
31	DOZIER, Asia	f	4-9	3-7	2-4	0	2	2	1	13	5	2	0	0	39
33	IBIAM, Elem	c	6-12	0-0	0-0	2	7	9	2	12	0	1	3	0	32
15	DAVIS, Tiffany	g	1-5	1-5	0-0	0	4	4	2	3	2	6	0	1	26
25	MITCHELL, Tiffany	g	7-9	4-5	2-5	0	1	1	3	20	7	6	0	1	34
02	GAINES, Olivia	g	0-1	0-0	2-2	0	1	1	3	2	1	0	0	0	13
12	MONTOU, Wilka	g	1-2	0-1	0-0	2	1	3	0	2	0	0	0	0	6
23	ROY, Tina	g	0-1	0-1	0-0	0	0	0	0	0	0	0	0	0	8
41	COATES, Alaina	g	1-2	0-0	1-2	3	0	3	1	3	0	4	1	0	8
	Team				0	3	3								
	Totals		24-48	8-19	13-24	11	23	34	12	69	17	20	5	4	200

FG % 1st Half: 14-28 50.0% 2nd half: 10-20 50.0% Game: 24-48 50.0% Deadball Rebounds 4
 3FG % 1st Half: 5-11 45.5% 2nd half: 3-8 37.5% Game: 8-19 42.1%
 FT % 1st Half: 4-7 57.1% 2nd half: 9-17 52.9% Game: 13-24 54.2%

Officials: Jesse Dickerson, Michael Price, Mike Riggs
 Technical fouls: Winthrop-None. #10/10 South Carolina-None.
 Attendance: 5021

Score by periods	1st	2nd	Total
Winthrop	23	38	61
#10/10 South Carolina	37	32	69

Last FG - WU 2nd-01:36, SC 2nd-01:55.
 Largest lead - WU None, SC by 19 1st-07:30.

Score tied - 0 times.
 Lead changed - 0 times.



Official Basketball Box Score -- Game Totals -- Final Statistics
#10/10 South Carolina vs #14/13 N. Carolina
 12/18/13 7:00 p.m. at Myrtle Beach (SC) Convention Center



#10/10 South Carolina 66 • 9-1

#	Player	Total		3-Ptr		Rebounds			PF	TP	A	TO	Blk	Stl	Min
		FG-FGA	FG-FGA	FT-FTA	Off	Def	Tot								
24	WELCH, Aleighsa	f	8-13	0-0	7-12	5	1	6	3	23	0	4	1	1	36
31	DOZIER, Asia	f	1-3	0-2	1-2	1	2	3	4	3	1	2	0	0	21
33	IBIAM, Elem	c	7-10	0-0	0-0	3	2	5	4	14	1	1	4	2	33
05	SESSIONS, Khadijah	g	1-8	0-3	2-4	0	2	2	1	4	1	2	0	2	27
25	MITCHELL, Tiffany	g	4-13	1-2	9-10	2	3	5	3	18	1	3	0	2	34
02	GAINES, Olivia	g	1-2	0-0	0-0	0	1	1	1	2	2	1	0	0	11
12	MONTOU, Wilka	g	0-1	0-1	0-0	0	0	1	1	0	0	0	0	0	2
15	DAVIS, Tiffany	g	0-1	0-0	0-0	0	0	0	0	0	0	0	0	0	7
23	ROY, Tina	g	1-5	0-3	0-1	2	2	4	1	2	0	0	0	0	20
41	COATES, Alaina	g	0-0	0-0	0-0	0	1	1	1	0	0	1	1	0	9
	Team				1	4	5								
	Totals		23-56	1-11	19-29	14	19	33	18	66	6	14	6	7	200

FG % 1st Half: 11-30 36.7% 2nd half: 12-26 46.2% Game: 23-56 41.1% Deadball Rebounds 2
 3FG % 1st Half: 0-4 0.0% 2nd half: 1-7 14.3% Game: 1-11 9.1%
 FT % 1st Half: 5-11 45.5% 2nd half: 14-18 77.8% Game: 19-29 65.5%

#14/13 N. Carolina 74 • 10-2

#	Player	Total		3-Ptr		Rebounds			PF	TP	A	TO	Blk	Stl	Min
		FG-FGA	FG-FGA	FT-FTA	Off	Def	Tot								
01	Stephanie Mavunga	f	9-16	0-1	2-3	5	7	12	4	20	0	3	3	1	34
34	Xylina McDaniel	f	5-11	2-4	2-2	1	6	7	3	14	2	3	0	1	29
15	Allisha Gray	g	4-8	2-4	2-2	2	1	3	3	12	1	1	0	0	33
23	Diamond DeShields	g	6-13	0-3	5-6	2	4	6	4	17	1	1	0	1	21
24	Jessica Washington	g	0-3	0-0	0-0	0	0	2	2	1	0	2	4	0	20
02	Latifah Coleman	g	0-3	0-1	1-2	0	0	2	3	1	4	2	0	1	21
10	Danielle Butts	g	1-1	0-0	0-0	1	0	1	0	2	0	0	0	0	4
11	Brittany Rountree	g	0-2	0-2	0-0	0	0	0	3	0	2	1	0	0	20
22	N'Dea Bryant	g	1-1	0-0	2-2	0	1	1	1	4	0	1	0	0	12
31	Erika Johnson	g	2-3	0-1	0-0	1	2	3	1	4	0	1	0	0	6
	Team				4	2	6								
	Totals		28-61	4-16	14-17	16	27	43	23	74	12	17	3	5	200

FG % 1st Half: 15-34 44.1% 2nd half: 13-27 48.1% Game:



Official Basketball Box Score -- Game Totals -- Final Statistics
Savannah State vs #13/12 South Carolina
 12/28/13 12 p.m. at Columbia, S.C./Colonial Life Arena



Savannah State 40 • 5-7

#	Player	Total			3-Ptr			Rebounds			PF	TP	A	TO	Blk	Stl	Min
		FG-FGA	FG-FGA	FT-FTA	FG-FGA	FG-FGA	FT-FTA	Off	Def	Tot							
44	DAVIS, Tiyonda	c	0-2	0-0	2-2	0	3	3	5	2	0	1	0	0	0	18	
01	DORSEY, Bria	g	1-8	0-0	0-0	1	5	6	2	2	2	3	0	0	0	23	
02	HENDRIX, Kenyata	g	1-2	1-2	0-0	1	0	1	3	3	1	1	0	0	0	26	
15	WILLIAMS, Jerryshia	g	1-4	1-3	0-0	0	2	2	2	3	1	1	1	0	0	19	
32	HANTON, Shawanda	g	0-1	0-0	0-0	0	0	0	0	0	0	1	0	0	0	6	
04	NORMAN, Jasmine	g	3-11	0-0	0-0	2	2	4	4	6	0	1	0	2	2	21	
10	POLLARD, Zadous	g	0-1	0-1	0-0	0	1	1	0	0	0	0	0	0	0	4	
11	WARREN, Rhianna	g	0-0	0-0	0-0	0	0	0	0	0	0	1	0	0	0	2	
21	KIRKLAND, Jasmine	g	6-9	0-0	7-8	1	4	5	2	19	0	2	1	0	0	22	
22	GRAHAM, Charmia	g	0-1	0-0	0-0	0	1	1	4	0	0	0	0	0	0	10	
23	KALU, Ezinne	g	1-9	0-4	3-4	1	0	1	4	5	1	6	0	2	3	31	
24	GREENE, Charmaine	g	0-1	0-0	0-0	0	2	2	5	0	1	2	1	0	0	18	
	Team					0	1	1									
	Totals		13-49	2-10	12-14	6	21	27	31	40	6	19	3	4	200		

FG % 1st Half: 9-25 36.0% 2nd half: 4-24 16.7% Game: 13-49 26.5% Deadeball Rebounds 2,1
 3FG % 1st Half: 2-7 28.6% 2nd half: 0-3 0.0% Game: 2-10 20.0%
 FT % 1st Half: 5-6 83.3% 2nd half: 7-8 87.5% Game: 12-14 85.7%

#13/12 South Carolina 82 • 12-1

#	Player	Total			3-Ptr			Rebounds			PF	TP	A	TO	Blk	Stl	Min
		FG-FGA	FG-FGA	FT-FTA	FG-FGA	FG-FGA	FT-FTA	Off	Def	Tot							
24	WELCH, Aleighsa	f	5-9	0-0	4-6	1	2	3	0	14	5	0	0	1	23		
31	DOZIER, Asia	f	4-8	2-2	0-0	0	1	1	2	10	1	0	0	1	19		
33	IBIAM, Elem	c	1-7	0-0	3-4	3	6	9	3	5	0	0	1	1	18		
15	DAVIS, Tiffany	g	3-3	2-2	0-2	0	1	1	1	8	0	1	0	0	22		
25	MITCHELL, Tiffany	g	3-5	0-1	12-16	0	7	7	0	18	4	3	0	5	27		
00	FARMER, India	g	0-0	0-0	0-0	0	0	0	0	0	0	0	1	0	4		
02	GAINES, Olivia	g	3-5	0-0	1-2	0	0	0	4	7	1	2	0	1	19		
12	MONTOUT, Wilka	g	0-0	0-0	0-2	0	0	0	2	0	0	0	0	0	17		
21	MORRISON, LeAnna	g	0-0	0-0	1-2	0	2	2	1	1	0	1	0	0	8		
23	ROY, Tina	g	1-5	0-1	0-0	0	2	2	1	2	2	1	0	1	19		
41	COATES, Alaina	g	4-5	0-0	9-14	5	7	12	2	17	0	2	3	0	24		
	Team					1	1	2									
	Totals		24-47	4-6	30-48	10	29	39	17	82	13	10	5	10	200		

FG % 1st Half: 11-23 47.8% 2nd half: 13-24 54.2% Game: 24-47 51.1% Deadeball Rebounds 9,1
 3FG % 1st Half: 1-2 50.0% 2nd half: 3-4 75.0% Game: 4-6 66.7%
 FT % 1st Half: 20-27 74.1% 2nd half: 10-21 47.6% Game: 30-48 62.5%

Officials: Billy Smith, Joe Cunningham, Charles Carroll
 Technical fouls: Savannah State-None. #13/12 South Carolina-None.
 Attendance: 4824

Score by periods	1st	2nd	Total
Savannah State	25	15	40
#13/12 South Carolina	43	39	82

	In	Off	2nd	Fast	Bench
Points	18	8	8	4	30
SSU	34	28	9	15	27
SC					

Last FG - SSU 2nd-00:53, SC 2nd-03:11.
 Largest lead - SSU None, SC by 43 2nd-01:47.

Score tied - 0 times.
 Lead changed - 0 times.



Official Basketball Box Score -- Game Totals -- Final Statistics
Vanderbilt vs #13/12 South Carolina
 01/05/14 1 p.m. at Columbia, S.C./Colonial Life Arena



Vanderbilt 66 • 12-3 (1-1 SEC)

#	Player	Total			3-Ptr			Rebounds			PF	TP	A	TO	Blk	Stl	Min
		FG-FGA	FG-FGA	FT-FTA	FG-FGA	FG-FGA	FT-FTA	Off	Def	Tot							
03	Heather Bowe	f	2-5	0-0	0-0	0	1	1	2	4	0	1	0	0	0	11	
05	Kady Schrann	g	0-2	0-0	0-0	0	0	0	0	0	0	1	0	0	0	15	
10	Christina Foggie	g	5-16	1-4	5-6	1	4	5	3	16	5	1	1	0	0	40	
11	Jasmine Lister	g	3-12	2-4	5-5	1	4	5	1	13	3	1	1	3	40		
25	Morgan Batey	g	2-3	0-0	0-0	3	0	3	2	4	1	2	1	0	0	16	
15	Jasmine Jenkins	g	4-10	2-3	2-2	1	1	2	5	12	4	2	0	0	0	24	
22	Marque's Webb	g	1-3	0-0	2-2	1	2	3	5	4	1	0	0	0	0	10	
23	Kylee Smith	g	5-6	1-1	0-0	1	2	3	2	11	0	4	0	1	29		
44	Rayte'a Long	g	1-4	0-0	0-0	2	3	5	3	2	0	1	0	0	0	15	
	Team					2	0	2									
	Totals		23-61	6-12	14-15	12	17	29	23	66	14	13	3	4	200		

FG % 1st Half: 11-30 36.7% 2nd half: 12-31 38.7% Game: 23-61 37.7% Deadeball Rebounds 2
 3FG % 1st Half: 4-8 50.0% 2nd half: 2-4 50.0% Game: 6-12 50.0%
 FT % 1st Half: 4-4 100.0 2nd half: 10-11 90.9% Game: 14-15 93.3%

#13/12 South Carolina 76 • 14-1 (2-0 SEC)

#	Player	Total			3-Ptr			Rebounds			PF	TP	A	TO	Blk	Stl	Min
		FG-FGA	FG-FGA	FT-FTA	FG-FGA	FG-FGA	FT-FTA	Off	Def	Tot							
24	WELCH, Aleighsa	f	2-4	0-0	5-6	1	2	3	4	9	3	1	1	0	0	24	
31	DOZIER, Asia	f	1-7	1-2	2-2	0	1	1	3	5	5	5	0	1	0	29	
33	IBIAM, Elem	c	3-4	0-0	5-6	2	6	8	4	11	0	2	2	0	0	20	
15	DAVIS, Tiffany	g	1-2	0-1	1-1	0	1	1	3	3	2	1	0	0	0	18	
25	MITCHELL, Tiffany	g	6-9	2-2	5-6	0	4	4	4	19	4	1	1	3	36		
02	GAINES, Olivia	g	0-0	0-0	2-2	0	1	1	1	2	2	1	0	1	0	14	
23	ROY, Tina	g	1-4	1-2	0-0	0	3	3	0	3	3	0	1	0	0	31	
41	COATES, Alaina	g	11-16	0-0	2-4	4	6	10	2	24	0	3	3	1	28		
	Team					0	1	1									
	Totals		25-46	4-7	22-27	7	25	32	22	76	19	15	8	6	200		

FG % 1st Half: 15-24 62.5% 2nd half: 10-22 45.5% Game: 25-46 54.3% Deadeball Rebounds 2
 3FG % 1st Half: 3-5 60.0% 2nd half: 1-2 50.0% Game: 4-7 57.1%
 FT % 1st Half: 8-10 80.0% 2nd half: 14-17 82.4% Game: 22-27 81.5%

Officials: Mark Zentz, Brian Hall, Amy Bonner
 Technical fouls: Vanderbilt-None. #13/12 South Carolina-MITCHELL, Tiffany;
 TEAM.
 Attendance: 4810

Score by periods	1st	2nd	Total
Vanderbilt	30	36	66
#13/12 South Carolina	41	35	76

	In	Off	2nd	Fast	Bench
Points	30	16	15	8	29
VANDY	42	16	8	16	29
SC					

Last FG - VANDY 2nd-00:43, SC 2nd-05:51.
 Largest lead - VANDY by 3 1st-12:43, SC by 17 2nd-17:12.

Score tied - 3 times.
 Lead changed - 5 times.



Official Basketball Box Score -- Game Totals -- Final Statistics
#13/12 South Carolina vs Arkansas
 01/02/14 7 p.m. at Fayetteville, Ark. (Bud Walton Arena)



#13/12 South Carolina 55 • 13-1, 1-0 SEC

#	Player	Total			3-Ptr			Rebounds			PF	TP	A	TO	Blk	Stl	Min
		FG-FGA	FG-FGA	FT-FTA	FG-FGA	FG-FGA	FT-FTA	Off	Def	Tot							
24	WELCH, Aleighsa	f	5-11	0-0	1-3	2	5	7	2	11	2	2	4	1	36		
31	DOZIER, Asia	f	4-12	1-3	0-0	0	2	2	2	9	5	7	0	1	40-		
33	IBIAM, Elem	c	1-4	0-0	2-2	1	3	4	4	4	0	1	1	0	0	15	
15	DAVIS, Tiffany	g	1-4	0-1	1-2	0	6	6	3	3	1	6	0	0	0	30	
25	MITCHELL, Tiffany	g	5-10	0-0	6-8	3	8	11	4	16	1	3	0	1	35		
02	GAINES, Olivia	g	0-1	0-0	1-2	0	1	1	0	1	0	0	0	0	0	12	
23	ROY, Tina	g	0-2	0-1	0-0	0	2	2	1	0	0	0	1	0	0	6	
41	COATES, Alaina	g	5-8	0-0	1-2	2	10	12	3	11	0	2	5	0	0	26	
	Team					2	1	3									
	Totals		21-52	1-5	12-19	10	38	48	19	55	10	21	11	4	200		

FG % 1st Half: 13-30 43.3% 2nd half: 8-22 36.4% Game: 21-52 40.4% Deadeball Rebounds 6
 3FG % 1st Half: 0-3 0.0% 2nd half: 1-2 50.0% Game: 1-5 20.0%
 FT % 1st Half: 2-2 100.0 2nd half: 10-17 58.8% Game: 12-19 63.2%

Arkansas 51 • 13-1, 0-1 SEC

#	Player	Total			3-Ptr			Rebounds			PF	TP	A	TO	Blk	Stl	Min
		FG-FGA	FG-FGA	FT-FTA	FG-FGA	FG-FGA	FT-FTA	Off	Def	Tot							
00	JACKSON, Jessica	f	4-18	3-9	3-4	3	4	5	3	14	1	2	4	1	34		
01	PEAK, Keira	f	7-14	0-1	0-1	1	2	3	4	14	0	1	0	3	28		
42	BOWEN, Jhasmin	f	2-9	0-0	3-4	5	7	12	4	7	1	2	0	1	31		
03	ADAMS, McKenzie	g	2-10	1-3	0-0	0	2	2	1	5	0	1	1	0	0	27	
11	BERNA, Calli	g	1-7	0-4	0-1	0	1	1	2	2	6	1	0	3	40		
15	BROOKS, Kelsey	g	2-9	1-2	4-4	3	3	6	3	9	0	0	0	3	26		
25	BAILEY, Joey	g	0-0	0-0	0-0	0	0	0	1	0	0	1	0	0	0	5	
33	WOLFF, Melissa	g	0-2	0-0	0-0	2	2	4	2	0	0	1	1	0	0	9	
	Team																



Official Basketball Box Score -- Game Totals -- Final Statistics
#10/11 South Carolina vs Auburn
 01/12/14 1:30 p.m. CT at Auburn, Ala. -- Auburn Arena



#10/11 South Carolina 72 • 16-1, 3-0 SEC

#	Player	Total			3-Ptr			Rebounds			PF	TP	A	TO	Blk	Stl	Min
		FG-FGA	FG-FGA	FT-FTA	Off	Def	Tot	Off	Def	Tot							
24	WELCH, Aleighsa	f	3-7	0-0	4-8	3	2	5	3	10	3	2	1	2	31		
31	DOZIER, Asia	f	3-4	2-3	1-3	0	5	5	2	9	3	5	0	0	31		
33	IBIAM, Elem	c	2-3	0-0	0-0	1	2	3	2	4	0	1	1	0	24		
15	DAVIS, Tiffany	g	0-1	0-1	0-0	0	1	1	1	0	0	2	0	0	3		
25	MITCHELL, Tiffany	g	6-13	1-2	5-5	0	2	2	3	18	1	7	0	6	35		
02	GAINES, Olivia	g	0-0	0-0	1-2	0	0	0	2	1	0	0	0	0	5		
05	SESSIONS, Khadijah	g	2-4	1-3	4-4	1	0	1	4	9	3	1	0	0	28		
12	MONTOUT, Wilka	g	0-0	0-0	0-0	0	1	1	1	0	1	0	0	0	4		
23	ROY, Tina	g	2-4	1-3	2-2	0	1	1	0	7	1	1	0	1	14		
41	COATES, Alaina	g	4-5	0-0	6-10	2	4	6	1	14	0	1	1	1	25		
Team						1	1	2									
Totals			22-41	5-12	23-34	8	19	27	19	72	12	20	3	10	200		

FG % 1st Half: 11-25 44.0% 2nd half: 11-16 68.8% Game: 22-41 53.7% Deaddball Rebounds 6,1
 3FG % 1st Half: 2-7 28.6% 2nd half: 3-5 60.0% Game: 5-12 41.7%
 FT % 1st Half: 15-17 88.2% 2nd half: 8-17 47.1% Game: 23-34 67.6%

Auburn 66 • 10-6, 1-2 SEC

#	Player	Total			3-Ptr			Rebounds			PF	TP	A	TO	Blk	Stl	Min
		FG-FGA	FG-FGA	FT-FTA	Off	Def	Tot	Off	Def	Tot							
32	Tanner, Tyrese	f	6-14	1-2	3-4	0	2	2	5	16	0	1	2	1	23		
44	Tanner, Tra'Ce	f	2-6	0-0	4-4	5	1	6	4	8	1	5	1	0	29		
00	Muhammad, Hasina	g	1-7	0-0	3-5	2	2	4	3	5	4	1	2	4	34		
10	Montgomery, Brandy	g	5-10	2-4	1-2	0	3	3	4	13	1	1	0	0	25		
22	Parker, Kiani	g	4-5	0-0	0-0	1	3	4	4	8	7	3	0	2	24		
01	Tucker, Meagan	g	1-2	0-1	2-2	0	0	0	0	4	0	1	0	0	6		
03	Starr, Allina	g	0-0	0-0	1-3	1	0	1	1	2	2	0	0	0	10		
13	Frerking, Katie	g	2-10	1-6	0-0	1	3	4	2	5	0	0	0	1	22		
21	Brimfield, Melinda	g	0-0	0-0	0-0	0	0	0	1	0	0	0	0	0	0+		
34	Davis, Peyton	g	2-3	0-0	0-0	0	1	1	3	4	0	4	1	0	18		
35	Capers, Cabriana	g	0-1	0-0	2-2	1	0	1	0	2	0	0	0	0	9		
40	Dieng, Khady	g	0-0	0-0	0-0	0	0	0	0	0	0	0	0	0	0+		
Team						5	1	6									
Totals			23-58	4-13	16-22	16	16	32	27	66	15	18	6	8	200		

FG % 1st Half: 12-27 44.4% 2nd half: 11-31 35.5% Game: 23-58 39.7% Deaddball Rebounds 5
 3FG % 1st Half: 2-3 66.7% 2nd half: 2-10 20.0% Game: 4-13 30.8%
 FT % 1st Half: 13-17 76.5% 2nd half: 3-5 60.0% Game: 16-22 72.7%

Officials: Eric Brewton (R), Laura Morris (U1), Mary Day (U2)
 Technical fouls: #10/11 South Carolina-None. Auburn-None.
 Attendance: 2453

Score by periods	1st	2nd	Total
#10/11 South Carolina	39	33	72
Auburn	39	27	66

Last FG - SC 2nd-02:17, AU 2nd-00:23.
 Largest lead - SC by 11 2nd-02:17, AU by 12 1st-08:31.

Score tied - 4 times.
 Lead changed - 1 time.



Official Basketball Box Score -- Game Totals -- Final Statistics
#8/8 South Carolina vs #25/21 Texas A&M
 01/16/14 7 p.m. at College Station, Texas (Reed Arena)



#8/8 South Carolina 65 • 16-2, 4-1 SEC

#	Player	Total			3-Ptr			Rebounds			PF	TP	A	TO	Blk	Stl	Min
		FG-FGA	FG-FGA	FT-FTA	Off	Def	Tot	Off	Def	Tot							
24	WELCH, Aleighsa	f	8-19	1-1	3-7	8	8	16	1	20	2	2	2	1	43		
31	DOZIER, Asia	f	2-9	1-5	0-0	0	3	3	4	5	0	4	1	0	33		
33	IBIAM, Elem	c	2-6	0-0	0-2	2	10	12	2	4	2	3	4	0	34		
05	SESSIONS, Khadijah	g	0-4	0-0	2-2	0	0	0	2	2	3	2	0	1	21		
25	MITCHELL, Tiffany	g	8-11	2-2	1-2	1	7	8	4	19	1	4	0	0	38		
02	GAINES, Olivia	g	2-2	1-1	0-0	0	2	2	1	5	0	0	0	1	9		
12	MONTOUT, Wilka	g	0-0	0-0	1-2	1	0	1	2	1	0	1	0	0	4		
15	DAVIS, Tiffany	g	0-0	0-0	0-0	0	1	1	2	0	0	1	0	0	11		
23	ROY, Tina	g	0-4	0-2	1-2	0	1	1	0	1	0	0	0	0	10		
41	COATES, Alaina	g	3-6	0-0	2-4	2	3	5	3	8	0	3	0	1	22		
Team						2	2	4									
Totals			25-61	5-11	10-21	16	37	53	21	65	8	20	7	4	225		

FG % 1st Half: 7-29 24.1% 2nd half: 15-27 55.6% OT: 3-5 60.0% Game: 25-61 41.0% Deaddball Rebounds 3
 3FG % 1st Half: 0-5 0.0% 2nd half: 3-4 75.0% OT: 2-2 100.0% Game: 5-11 45.5%
 FT % 1st Half: 3-7 42.9% 2nd half: 6-10 60.0% OT: 1-4 25.0% Game: 10-21 47.6%

#25/21 Texas A&M 67 • 14-4, 4-0 SEC

#	Player	Total			3-Ptr			Rebounds			PF	TP	A	TO	Blk	Stl	Min
		FG-FGA	FG-FGA	FT-FTA	Off	Def	Tot	Off	Def	Tot							
01	Courtney Williams	*	6-20	1-2	4-5	2	7	9	4	17	3	1	1	0	39		
24	Jordan Jones	*	6-16	1-2	3-4	1	4	5	1	16	7	3	0	4	45		
33	Courtney Walker	*	8-18	0-0	2-3	2	2	4	1	18	3	1	0	2	42		
34	Karla Gilbert	*	4-8	0-0	3-5	2	5	7	5	11	0	0	1	1	40-		
35	Achiri Ade	*	1-6	0-0	3-3	2	4	6	5	5	0	0	0	0	28		
12	Jada Terry	g	0-0	0-0	0-0	0	0	0	0	0	0	0	1	0	2		
13	Chelsea Jennings	g	0-1	0-0	0-0	0	0	0	0	0	0	0	0	0	4		
15	Tori Scott	g	0-1	0-0	0-0	0	1	1	1	0	0	1	0	0	9		
23	Rachel Mitchell	g	0-0	0-0	0-0	0	2	2	2	0	0	1	0	1	6		
32	T. Scott-Williams	g	0-2	0-0	0-0	1	1	2	0	0	0	1	0	1	10		
Team						3	2	5									
Totals			25-72	2-4	15-20	13	28	41	19	67	13	8	3	9	225		

FG % 1st Half: 14-39 35.9% 2nd half: 7-25 28.0% OT: 4-8 50.0% Game: 25-72 34.7% Deaddball Rebounds 2
 3FG % 1st Half: 2-2 100.0% 2nd half: 0-2 0.0% OT: 0-0 0.0% Game: 2-4 50.0%
 FT % 1st Half: 4-5 80.0% 2nd half: 8-11 72.7% OT: 3-4 75.0% Game: 15-20 75.0%

Officials: Beverly Roberts, Felicia Grinter, Greg Small
 Technical fouls: #8/8 South Carolina-None. #25/21 Texas A&M-None.
 Attendance: 5778

Score by periods	1st	2nd	OT	Total
#8/8 South Carolina	17	39	9	65
#25/21 Texas A&M	34	22	11	67

Last FG - SC OT-00:01, TAMU OT-00:58.
 Largest lead - SC by 5 1st-13:23, TAMU by 19 1st-00:29.

Score tied - 4 times.
 Lead changed - 2 times.



Official Basketball Box Score -- Game Totals -- Final Statistics
Alabama vs #8/8 South Carolina
 01/19/14 3 p.m. at Columbia, S.C./Colonial Life Arena



Alabama 51 • 8-10, 1-4 SEC

#	Player	Total			3-Ptr			Rebounds			PF	TP	A	TO	Blk	Stl	Min
		FG-FGA	FG-FGA	FT-FTA	Off	Def	Tot	Off	Def	Tot							
03	Carter, Khadijah	f	2-6	0-2	4-4	1	3	4	1	8	1	1	0	2	28		
13	Hegstetter, Nikki	f	1-5	0-1	0-0	0	2	2	0	2	2	2	0	0	25		
20	Williams, Ashley	f	7-9	0-0	2-5	4	0	4	3	16	0	1	0	0	26		
00	Simmons, Daisha	g	3-8	1-4	0-0	0	3	3	3	7	3	3	1	0	34		
12	Myers, Shafontaye	g	2-14	1-3	0-0	0	3	3	5	0	1	0	2	27			
25	Hutchen, Briana	g	2-3	0-0	3-4	0	2	2	2	7	0	2	1	1	14		
32	Jack, Brittany	g	1-3	1-2	0-0	0	0	0	1	3	0	0	0	0	9		
33	Rivers, Sharin	g	1-6	0-2	0-0	0	1	1	0	2	4	0	0	2	22		
34	Hamilton, Oceana	g	0-4	0-0	1-2	0	0	0	1	1	0	0	1	1	15		
Team						5	0	5									
Totals			19-58	3-14	10-15	10	14	24	14	51	10	10	3	9	200		

FG % 1st Half: 10-25 40.0% 2nd half: 9-33 27.3% Game: 19-58 32.8% Deaddball Rebounds 1,3
 3FG % 1st Half: 2-5 40.0% 2nd half: 1-9 11.1% Game: 3-14 21.4%
 FT % 1st Half: 4-6 66.7% 2nd half: 6-9 66.7% Game: 10-15 66.7%

#8/8 South Carolina 77 • 17-2, 5-1 SEC

#	Player	Total			3-Ptr			Rebounds			PF	TP	A	TO	Blk	Stl	Min
		FG-FGA	FG-FGA	FT-FTA	Off	Def	Tot	Off	Def	Tot							
24	WELCH, Aleighsa	f	5-7	0-0	2-3	3	7	10	1	12	1	5	0	0	29		
31	DOZIER, Asia	f	3-4	2-3	0-0	0	3	3	1	8	5	1	0	0	26		
33	IBIAM, Elem	c	7-11	0-0	4-4	2	5	7	3	18	1	0	2	0	21		



Official Basketball Box Score -- Game Totals -- Final Statistics
Ole Miss vs #7/8 South Carolina
 01/30/14 7 p.m. at Columbia, S.C./Colonial Life Arena



Ole Miss 70 • 10-12, 1-7 SEC

#	Player	Total		3-Ptr		Rebounds			PF	TP	A	TO	Blk	Stl	Min
		FG-FGA	FG-FGA	FT-FTA	Off	Def	Tot								
21	Joseph,Shequila	f	0-5	0-5	0-0	0	1	1	2	0	1	2	2	0	22
22	McCray,Danielle	f	1-5	0-0	1-2	1	1	2	2	3	1	0	0	3	23
32	Faleru,Tia	f	5-7	0-0	9-13	5	3	8	1	19	2	0	0	0	24
03	McFarland,Valencia	g	9-19	3-6	3-4	1	3	4	3	24	2	6	0	0	38
10	Moore,Diara	g	2-6	0-0	5-6	2	0	2	2	9	4	0	0	0	29
04	Ortiz,Claudia	g	0-1	0-0	0-0	0	0	0	1	0	0	0	0	0	2
11	Jenkins,Kenyotta	g	5-9	0-0	0-0	3	0	3	4	10	0	0	0	0	13
12	Frizzell,Gracie	g	0-3	0-2	0-0	0	4	4	3	0	1	0	0	0	25
20	Singletary,Amber	g	0-1	0-1	2-2	0	0	0	5	2	0	0	0	0	16
24	Hart,Bretta	g	0-1	0-0	1-2	1	0	1	0	1	0	0	0	0	3
42	Jackson,Monique	g	1-1	0-0	0-2	1	0	1	4	2	0	0	0	0	5
	Team					1	0	1	1						
	Totals		23-58	3-14	21-31	15	12	27	28	70	11	8	2	3	200

FG % 1st Half: 9-33 27.3% 2nd half: 14-25 56.0% Game: 23-58 39.7% Deaddball Rebounds 2
 3FG % 1st Half: 0-7 0.0% 2nd half: 3-7 42.9% Game: 3-14 21.4%
 FT % 1st Half: 7-12 58.3% 2nd half: 14-19 73.7% Game: 21-31 67.7%

#7/8 South Carolina 99 • 19-2, 7-1 SEC

#	Player	Total		3-Ptr		Rebounds			PF	TP	A	TO	Blk	Stl	Min
		FG-FGA	FG-FGA	FT-FTA	Off	Def	Tot								
24	WELCH, Aleighsa	f	4-5	0-0	3-4	3	1	4	2	11	2	1	0	2	25
31	DOZIER, Asia	f	1-4	0-1	2-4	0	1	1	1	4	6	2	0	1	23
33	IBIAM, Elem	c	6-7	0-0	2-2	2	6	8	5	14	0	2	5	0	18
05	SESSIONS, Khadijah	g	3-5	1-2	4-5	0	2	2	2	11	3	1	1	1	23
25	MITCHELL, Tiffany	g	4-9	1-2	6-6	0	3	3	1	15	8	0	1	2	30
00	FARMER, India	g	0-1	0-1	0-0	0	0	0	1	0	0	0	0	0	2
02	GAINES, Olivia	g	0-2	0-0	1-2	0	1	1	2	1	0	0	0	0	10
12	MONTOUT, Wilka	g	2-2	0-0	0-0	2	0	2	2	4	0	0	0	0	13
15	DAVIS, Tiffany	g	2-3	2-2	5-6	0	2	2	1	11	1	2	0	0	16
21	MORRISON, LeAnna	g	0-1	0-1	1-2	0	0	0	3	1	0	0	0	0	3
23	ROY, Tina	g	1-2	1-2	0-0	0	1	1	0	3	2	2	0	0	15
41	COATES, Alaina	g	8-10	0-0	8-10	3	9	12	3	24	0	1	0	1	22
	Team					2	0	2							
	Totals		31-51	5-11	32-41	12	26	38	23	99	22	11	7	7	200

FG % 1st Half: 15-25 60.0% 2nd half: 16-26 61.5% Game: 31-51 60.8% Deaddball Rebounds 5,2
 3FG % 1st Half: 1-5 20.0% 2nd half: 4-6 66.7% Game: 5-11 45.5%
 FT % 1st Half: 13-15 86.7% 2nd half: 19-26 73.1% Game: 32-41 78.0%

Officials: Eric Brewton, Roy Gulbeyan, Troy Winder
 Technical fouls: Ole Miss-Jenkins,Kenyotta; TEAM: #7/8 South Carolina-None.
 Attendance: 5344

Score by periods	1st	2nd	Total
Ole Miss	25	45	70
#7/8 South Carolina	44	55	99

Points	In Paint	Off T/O	2nd Chance	Fast Break	Bench
UM	34	13	16	10	15
SC	50	17	19	12	44

Last FG - UM 2nd-04:51, SC 2nd-02:36.
 Largest lead - UM None, SC by 34 2nd-02:36.

Score tied - 1 time.
 Lead changed - 0 times.



Official Basketball Box Score -- Game Totals -- Final Statistics
#6/7 South Carolina vs Mississippi State
 02/06/14 7 p.m. at Starkville, Miss. (Humphrey Coliseum)



#6/7 South Carolina 71 • 21-2 (9-1 SEC)

#	Player	Total		3-Ptr		Rebounds			PF	TP	A	TO	Blk	Stl	Min
		FG-FGA	FG-FGA	FT-FTA	Off	Def	Tot								
24	WELCH, Aleighsa	f	5-16	0-0	8-9	6	5	11	1	18	4	0	2	1	38
31	DOZIER, Asia	f	4-8	2-3	0-0	1	2	3	3	10	4	2	0	1	27
33	IBIAM, Elem	c	2-4	0-0	1-1	2	3	5	3	5	0	1	7	0	23
05	SESSIONS, Khadijah	g	4-5	1-2	5-7	0	2	2	2	14	3	3	0	0	26
25	MITCHELL, Tiffany	g	1-3	1-1	4-4	1	1	2	2	7	0	5	0	0	19
02	GAINES, Olivia	g	0-0	0-0	0-0	1	0	1	0	0	0	1	0	0	3
12	MONTOUT, Wilka	g	0-1	0-1	0-0	0	0	0	0	0	0	0	0	0	4
15	DAVIS, Tiffany	g	2-4	0-2	0-0	0	0	0	0	4	0	1	0	0	13
23	ROY, Tina	g	2-4	1-3	0-0	1	7	8	2	5	4	0	2	0	26
41	COATES, Alaina	g	3-7	0-0	2-2	1	4	5	2	8	0	0	3	0	21
	Team					1	2	3							
	Totals		23-52	5-12	20-23	14	26	40	15	71	15	14	14	2	200

FG % 1st Half: 14-32 43.8% 2nd half: 9-20 45.0% Game: 23-52 44.2% Deaddball Rebounds 2,2
 3FG % 1st Half: 1-6 16.7% 2nd half: 4-6 66.7% Game: 5-12 41.7%
 FT % 1st Half: 5-6 83.3% 2nd half: 15-17 88.2% Game: 20-23 87.0%

Mississippi State 64 • 16-8 (3-7 SEC)

#	Player	Total		3-Ptr		Rebounds			PF	TP	A	TO	Blk	Stl	Min
		FG-FGA	FG-FGA	FT-FTA	Off	Def	Tot								
03	Breanna Richardson	f	2-9	0-0	3-3	2	3	5	3	7	0	1	1	0	18
10	Martha Alwal	c	4-10	0-0	2-4	2	2	4	5	10	0	2	2	2	28
00	Dominique Dillingham	g	2-5	1-1	0-0	2	0	2	1	5	0	0	0	1	19
11	Katia May	g	1-5	0-1	2-3	0	0	0	2	4	2	1	0	0	21
51	Savannah Carter	g	4-7	0-1	2-4	2	5	7	2	10	2	0	0	1	36
05	Sherise Williams	g	1-1	0-0	0-0	0	0	0	1	2	0	1	1	0	11
13	Ketara Chapel	g	1-6	1-1	6-6	2	2	4	0	9	1	0	1	1	23
14	Kendra Grant	g	2-12	0-3	2-2	2	1	3	2	6	3	0	0	1	25
21	Jerica James	g	4-8	3-5	0-0	0	0	0	3	11	4	0	0	0	19
	Team					3	3	6							
	Totals		21-63	5-12	17-22	15	16	31	19	64	12	5	5	6	200

FG % 1st Half: 9-32 28.1% 2nd half: 12-31 38.7% Game: 21-63 33.3% Deaddball Rebounds 4
 3FG % 1st Half: 1-3 33.3% 2nd half: 4-9 44.4% Game: 5-12 41.7%
 FT % 1st Half: 10-14 71.4% 2nd half: 7-8 87.5% Game: 17-22 77.3%

Officials: Dee Kantner, Michael Price, Brian Hall
 Technical fouls: #6/7 South Carolina-None. Mississippi State-None.
 Attendance: 2323

Score by periods	1st	2nd	Total
#6/7 South Carolina	34	37	71
Mississippi State	29	35	64

Points	In Paint	Off T/O	2nd Chance	Fast Break	Bench
SC	32	6	14	6	17
MS	16	12	11	0	28

Last FG - SC 2nd-00:50, MS 2nd-00:11.
 Largest lead - SC by 12 1st-01:47, MS by 3 1st-19:10.

Score tied - 0 times.
 Lead changed - 1 time.



Official Basketball Box Score -- Game Totals -- Final Statistics
Missouri vs #7/8 South Carolina
 02/02/14 3 p.m. at Columbia, S.C./Colonial Life Arena



Missouri 62 • 14-8, 3-6 SEC

#	Player	Total		3-Ptr		Rebounds			PF	TP	A	TO	Blk	Stl	Min
		FG-FGA	FG-FGA	FT-FTA	Off	Def	Tot								
13	Kulas,Bri	f	8-17	3-5	2-4	1	9	10	4	21	2	0	1	0	34
22	Freericks,Jordan	f	0-3	0-0	1-2	1	2	3	5	1	4	2	0	1	21
01	Doty,Lianna	g	1-2	1-1	1-2	1	2	3	2	4	2	7	0	0	21
02	Stock,Morgan	g	3-8	1-5	0-0	0	1	1	3	7	2	1	0	0	27
30	Eye,Morgan	g	4-7	4-5	2-2	1	0	1	3	14	0	1	0	1	28
00	Saunders,Darian	g	0-0	0-0	0-0	0	2	2	2	0	0	1	0	0	3
03	Fowler,Bree	g	2-4	0-1	2-2	1	0	1	2	6	0	1	0	1	16
10	Stock,Maddie	g	0-2	0-1	0-0	0	0	0	0	1	0	0	0	0	5
11	Cunningham,Lindsey	g	1-3	0-0	3-4	0	0	0	2	5	2	2	0	0	19
12	Hudyn,Michelle	g	0-1	0-0	0-0	2	0	2	1	0	1	1	0	0	7
20	McDowell,Kayla	g	0-3	0-0	0-0	0	2	2	5	0	2	1	1	0	13
24	Michaelis,Sierra	g	2-5	0-1	0-0	2	2	4	3	4	1	0	0	0	6
	Team					4	0	4							
	Totals		21-55	9-19	11-16	13	20	33	33	62	16	19	2	3	200

FG % 1st Half: 10-23 43.5% 2nd half: 11-32 34.4% Game: 21-55 38.2% Deaddball Rebounds 1,3
 3FG % 1st Half: 3-6 50.0% 2nd half: 6-13 46.2% Game: 9-19 47.4%
 FT % 1st Half: 2-2 100.0 2nd half: 9-14 64.3% Game: 11-16 68.8%

#7/8 South Carolina 78 • 20-2, 8-1 SEC

#	Player	Total		3-Ptr		Rebounds			PF	TP	A	TO	Blk	Stl	Min
		FG-FGA	FG-FGA	FT-FTA	Off	Def	Tot								
24	WELCH, Aleighsa	f	5-9	0-0	1-4	2	3	5	4	11	0	0	1	0	26
31	DOZIER, Asia	f	3-6	3-4	2-4	1	2	3	4	11	4	0	1	1	33
33	IBIAM, Elem	c	3-4	0-0	4-6	2	4	6	3	10	0	2	3	0	24
05	SESSIONS, Khadijah	g	3-7	0-3	7-12	0	2	2	3	13	6	2	0	4	34
25	MITCHELL, Tiffany	g	5-10	2-2	8-11	3	6	9	2	20	3	5	0	4	37
00	FARMER, India	g	0-0	0-0	0-0	0	0	0	0	0	0	0	0	0	1
02	GAINES, Olivia	g	0-0	0-0	0-0	0	0	0	0	0	0	0	0	0	2
12	MONTOUT, Wilka	g	0-1												



2013-14 South Carolina Basketball
South Carolina Game-by-Game Highs (as of Feb 09, 2014)
All games



Opponent	Date	Score	Points	Rebounds	Assists	Steals	Blocked shots
CHARLESTON SOUTHERN	11/08/13	99-29	20-COATES, Alaina	8-WELCH, Aleighsa	7-ROY, Tina	5-MITCHELL, Tiffany	5-IBIAM, Elem
LOUISIANA TECH	11/10/13	68-45	14-WELCH, Aleighsa	10-WELCH, Aleighsa COATES, Alaina	5-SESSIONS, Khadij	2-SESSIONS, Khadij	3-IBIAM, Elem
COLL. OF CHARLESTON	11/14/13	81-54	16-DOZIER, Asia	17-WELCH, Aleighsa	4-SESSIONS, Khadij	2-WELCH, Aleighsa	3-IBIAM, Elem COATES, Alaina
SETON HALL	11/17/13	88-67	18-IBIAM, Elem	8-IBIAM, Elem WELCH, Aleighsa COATES, Alaina	5-SESSIONS, Khadij	2-DOZIER, Asia	4-COATES, Alaina
at Clemson	11/20/13	68-43	17-WELCH, Aleighsa	10-WELCH, Aleighsa	5-MITCHELL, Tiffany	2-COATES, Alaina MITCHELL, Tiffany	3-WELCH, Aleighsa
at San Diego State	11/23/13	88-54	21-COATES, Alaina	8-COATES, Alaina	9-MITCHELL, Tiffany	4-SESSIONS, Khadij	1-COATES, Alaina ROY, Tina WELCH, Aleighsa IBIAM, Elem
at USC	11/25/13	70-50	22-MITCHELL, Tiffany	9-COATES, Alaina	4-MITCHELL, Tiffany	5-MITCHELL, Tiffany	2-IBIAM, Elem
NC CENTRAL	12/02/13	79-27	19-MITCHELL, Tiffany	7-COATES, Alaina	6-SESSIONS, Khadij	3-MITCHELL, Tiffany	2-COATES, Alaina
at Charlotte	12/08/13	76-61	19-IBIAM, Elem	9-IBIAM, Elem	4-MITCHELL, Tiffany	3-WELCH, Aleighsa MITCHELL, Tiffany	3-IBIAM, Elem
vs #14/13 North Carolina	12/18/13	66-74	23-WELCH, Aleighsa	6-WELCH, Aleighsa	2-GAINES, Olivia	2-MITCHELL, Tiffany SESSIONS, Khadija IBIAM, Elem	4-IBIAM, Elem
WINTHROP	12/20/13	69-61	20-MITCHELL, Tiffany	9-IBIAM, Elem	7-MITCHELL, Tiffany	2-WELCH, Aleighsa	3-IBIAM, Elem
SC STATE	12/22/13	70-26	23-COATES, Alaina	9-MITCHELL, Tiffany IBIAM, Elem	4-MITCHELL, Tiffany	1-DOZIER, Asia GAINES, Olivia ROY, Tina IBIAM, Elem DAVIS, Tiffany WELCH, Aleighsa MITCHELL, Tiffany	3-COATES, Alaina
SAVANNAH STATE	12/28/13	82-40	18-MITCHELL, Tiffany	12-COATES, Alaina	5-WELCH, Aleighsa	5-MITCHELL, Tiffany	3-COATES, Alaina
at Arkansas	01/02/14	55-51	16-MITCHELL, Tiffany	12-COATES, Alaina	5-DOZIER, Asia	1-GAINES, Olivia DOZIER, Asia WELCH, Aleighsa MITCHELL, Tiffany	5-COATES, Alaina
VANDERBILT	01/05/14	76-66	24-COATES, Alaina	10-COATES, Alaina	5-DOZIER, Asia	3-MITCHELL, Tiffany	3-COATES, Alaina
#9/10 KENTUCKY	01/09/14	68-59	17-MITCHELL, Tiffany	17-COATES, Alaina	4-DOZIER, Asia	2-MITCHELL, Tiffany	6-IBIAM, Elem
at Auburn	01/12/14	72-66	18-MITCHELL, Tiffany	6-COATES, Alaina	3-SESSIONS, Khadij DOZIER, Asia WELCH, Aleighsa	6-MITCHELL, Tiffany	1-COATES, Alaina WELCH, Aleighsa IBIAM, Elem
at #25/21 Texas A&M	01/16/14	65-67	20-WELCH, Aleighsa	16-WELCH, Aleighsa	3-SESSIONS, Khadij	1-GAINES, Olivia WELCH, Aleighsa COATES, Alaina SESSIONS, Khadija	4-IBIAM, Elem
ALABAMA	01/19/14	77-51	18-IBIAM, Elem	10-WELCH, Aleighsa	8-MITCHELL, Tiffany	1-GAINES, Olivia MITCHELL, Tiffany	2-MITCHELL, Tiffany IBIAM, Elem COATES, Alaina
at #16/19 Vanderbilt	01/26/14	61-57	14-MITCHELL, Tiffany	9-IBIAM, Elem	3-MITCHELL, Tiffany WELCH, Aleighsa	4-MITCHELL, Tiffany	4-COATES, Alaina
OLE MISS	01/30/14	99-70	24-COATES, Alaina	12-COATES, Alaina	8-MITCHELL, Tiffany	2-WELCH, Aleighsa MITCHELL, Tiffany	5-IBIAM, Elem
MISSOURI	02/02/14	78-62	20-MITCHELL, Tiffany	9-MITCHELL, Tiffany	6-SESSIONS, Khadij	4-MITCHELL, Tiffany SESSIONS, Khadija	4-COATES, Alaina
at Mississioipi State	02/06/14	71-64	18-WELCH, Aleighsa	11-WELCH, Aleighsa	4-WELCH, Aleighsa ROY, Tina DOZIER, Asia	1-WELCH, Aleighsa DOZIER, Asia	7-IBIAM, Elem
ARKANSAS	02/09/14	67-49	16-WELCH, Aleighsa	8-MITCHELL, Tiffany COATES, Alaina	4-MITCHELL, Tiffany DOZIER, Asia	2-WELCH, Aleighsa	5-WELCH, Aleighsa



2013-14 South Carolina Basketball
South Carolina Points-Rebounds-Assists (as of Feb 09, 2014)
All games



Opponent	Date	Score	00	02	05	12	15	21	23	24	25	31	33	41
			FARMER	JIND GAINES	OLI SESSIONS	K MONTOUT	TW DAVIS	TJFF MORRISON	L ROY	TINA WELCH	ALEI MITCHELL	T DOZIER	RASI IBIA	ELEM COATES
CSU	11/08/13	99-29 w	0-0-0	4-4-5	10-2-3	7-4-1	5-2-1	0-1-1	5-3-7	15-8-0	12-1-1	4-3-5	17-6-0	20-7-1
LATECH	11/10/13	68-45 w	0-0-0	2-4-3	7-1-5	0-3-0	3-2-1	0-0-0	2-1-2	14-10-3	10-4-3	7-1-0	11-8-1	12-10-0
COFC	11/14/13	81-54 w	0-0-0	2-1-0	2-1-4	2-8-0	7-1-3	0-1-1	6-0-2	12-17-2	11-8-1	16-2-3	12-6-0	11-14-0
SHU	11/17/13	88-67 w	DNP	0-1-1	17-3-5	0-0-1	0-1-0	2-0-0	5-2-1	15-8-4	15-3-4	6-4-2	18-8-0	10-8-1
at CU	11/20/13	68-43 w	0-0-0	DNP	10-3-3	1-4-0	0-0-1	0-0-0	3-3-0	17-10-4	14-6-5	4-9-0	10-6-1	9-6-0
at SDSU	11/23/13	88-54 w	DNP	1-1-1	12-0-5	2-2-0	0-0-3	0-1-1	6-1-2	8-4-2	17-3-9	16-3-0	5-4-1	21-8-0
at USC	11/25/13	70-50 w	DNP	DNP	7-1-3	0-2-1	DNP	0-0-0	11-3-0	14-6-1	22-6-4	4-2-2	4-5-1	8-9-0
NCCU	12/02/13	79-27 w	3-3-0	4-5-4	7-0-6	5-1-1	DNP	3-2-0	2-6-5	13-4-1	19-3-1	6-2-1	2-3-0	15-7-1
at CHA	12/08/13	76-61 w	DNP	0-1-0	6-2-3	3-2-0	0-0-0	2-0-0	1-2-1	18-6-0	15-3-4	10-5-4	19-9-0	2-4-0
vs NC	12/18/13	66-74 L	DNP	2-1-2	4-2-1	0-1-0	0-0-0	DNP	2-4-0	23-6-0	18-5-1	3-3-1	14-5-1	0-1-0
WU	12/20/13	69-61 w	DNP	2-1-1	DNP	2-3-0	3-4-2	DNP	0-0-0	14-8-2	20-1-7	13-2-5	12-9-0	3-3-0
SCSUW	12/22/13	70-26 w	0-1-0	6-4-2	DNP	2-5-0	6-1-3	0-1-0	7-1-2	8-5-3	5-9-4	4-4-3	9-9-1	23-5-1
SSU	12/28/13	82-40 w	0-0-0	7-0-1	DNP	0-0-0	8-1-0	1-2-0	2-2-2	14-3-5	18-7-4	10-1-1	5-9-0	17-12-0
at AR	01/02/14	55-51 w	DNP	1-1-1	DNP	DNP	3-6-1	DNP	0-2-0	11-7-2	16-11-1	9-2-5	4-4-0	11-12-0
VANDY	01/05/14	76-66 w	DNP	2-1-2	DNP	DNP	3-1-2	DNP	3-3-3	9-3-3	19-4-4	5-1-5	11-8-0	24-10-0
UK	01/09/14	68-59 w	DNP	2-0-0	3-1-0	DNP	0-0-1	DNP	11-2-3	16-14-3	17-7-3	0-1-4	9-4-0	10-17-0
at AU	01/12/14	72-66 w	DNP	1-0-0	9-1-3	0-1-1	0-1-0	DNP	7-1-1	10-5-3	18-2-1	9-5-3	4-3-0	14-6-0
at TAMU	01/16/14	65-67 L	DNP	5-2-0	2-0-3	1-1-0	0-1-0	DNP	1-1-0	20-16-2	19-8-1	5-3-0	4-12-2	8-5-0
UA	01/19/14	77-51 w	3-0-0	4-3-3	3-0-3	6-1-0	0-0-0	0-0-0	6-2-3	12-10-1	7-6-8	8-3-5	18-7-1	10-9-1
at VU	01/26/14	61-57 w	DNP	2-1-0	6-3-0	4-1-0	0-1-1	DNP	0-1-1	10-6-3	14-7-3	9-3-2	10-9-0	6-5-0
UM	01/30/14	99-70 w	0-0-0	1-1-0	11-2-3	4-2-0	11-2-1	1-0-0	3-1-2	11-4-2	15-3-8	4-1-6	14-8-0	24-12-0
MU	02/02/14	78-62 w	0-0-0	0-0-0	13-2-6	0-0-0	0-0-2	0-0-0	0-1-0	11-5-0	20-9-3	11-3-4	10-6-0	13-5-1
at MS	02/06/14	71-64 w	DNP	0-1-0	14-2-3	0-0-0	4-0-0	DNP	5-8-4	18-11-4	7-2-0	10-3-4	5-5-0	8-5-0
AR	02/09/14	67-49 w	0-0-0	5-1-0	3-1-2	0-0-0	3-2-1	2-1-0	3-5-0	16-7-1	15-8-4	0-1-4	10-6-0	10-8-0



2013-14 South Carolina Basketball
 South Carolina Team Game-by-Game Comparison (as of Feb 09, 2014)
 All games



Opponent	1st	2nd	Score	Mar	Total FG	FG Pct	3-Pointers	3FG Pct	Free Throws	FT Pct	Rebounds	Assist	T/Over	Block	Steal	Fouls
CHARLESTON SOUTHERN	52/13	47/16	99-29	+70	39-64/10-54	.609/.185	3-6/4-23	.500/.174	18-28/5-6	.643/.833	46/25	25/6	10/25	12/5	17/5	9/19
LOUISIANA TECH	31/17	37/28	68-45	+23	28-62/18-50	.452/.360	4-18/4-7	.222/.571	8-22/5-14	.364/.357	47/29	18/10	13/17	4/2	6/7	15/22
COLL. OF CHARLESTON	46/34	35/20	81-54	+27	25-66/21-68	.379/.309	9-28/3-13	.321/.231	22-42/9-18	.524/.500	62/38	16/12	12/10	8/2	5/5	15/27
SETON HALL	41/39	47/28	88-67	+21	26-45/26-67	.578/.388	6-12/6-11	.500/.545	30-44/9-18	.682/.500	38/30	19/4	11/8	9/2	6/5	16/28
Clemson	27/15	41/28	68-43	+25	26-57/14-48	.456/.292	4-16/3-7	.250/.429	12-18/12-19	.667/.632	49/27	14/7	12/11	5/2	6/5	13/17
San Diego State	43/32	45/22	88-54	+34	29-55/21-48	.527/.438	9-23/1-8	.391/.125	21-31/8-15	.677/.533	30/31	24/10	8/25	4/1	12/5	18/25
USC	30/24	40/26	70-50	+20	24-48/20-52	.500/.385	2-6/1-11	.333/.091	20-26/9-18	.769/.500	35/30	12/12	19/22	3/4	8/10	18/21
NC CENTRAL	46/15	33/12	79-27	+52	31-53/8-50	.565/.160	6-18/1-14	.333/.071	11-16/10-12	.688/.833	38/28	20/6	7/16	4/1	7/3	11/13
Charlotte	33/32	43/29	76-61	+15	25-53/24-53	.472/.453	1-6/3-13	.167/.231	25-33/10-12	.758/.833	36/29	12/10	15/18	7/0	10/6	13/24
#14/13 North Carolina	27/39	39/35	66-74	(8)	23-56/28-61	.411/.459	1-11/4-16	.091/.250	19-29/14-17	.655/.824	33/43	6/12	14/17	6/3	7/5	18/23
WINTHROP	37/23	32/38	69-61	+8	24-48/24-59	.500/.407	8-19/4-8	.421/.500	13-24/9-10	.542/.900	34/30	17/13	20/13	5/2	4/8	12/21
SC STATE	37/12	33/14	70-26	+44	26-57/12-49	.456/.245	5-12/2-19	.471/.105	7-22/0-00	.722/.000	47/21	19/7	14/16	5/1	7/8	11/14
SAVANNAH STATE	43/25	39/15	82-40	+42	24-47/13-49	.511/.285	4-6/2-10	.667/.200	30-48/12-14	.625/.857	39/27	13/6	10/19	5/3	10/4	17/31
Arkansas	28/16	27/35	55-51	+4	21-52/18-69	.404/.261	1-5/5-19	.200/.263	12-19/10-14	.632/.714	48/38	10/8	21/10	11/6	4/11	19/20
VANDERBILT	41/30	35/36	76-66	+10	25-46/23-61	.543/.377	4-7/6-12	.571/.500	22-27/14-15	.815/.933	32/29	19/14	15/13	8/3	6/4	22/23
#9/10 KENTUCKY	34/24	34/35	68-59	+9	24-60/23-73	.400/.315	2-7/1-8	.286/.125	18-30/12-22	.600/.545	53/43	14/10	16/10	14/5	3/5	17/26
Auburn	39/39	33/27	72-66	+6	22-41/23-58	.537/.397	5-12/4-13	.471/.308	23-34/16-22	.676/.727	27/32	12/15	20/18	3/6	10/8	19/27
#25/21 Texas A&M	17/34	39/22	65-67	(2)	25-61/25-72	.410/.347	5-11/2-4	.455/.500	10-21/15-20	.476/.750	53/41	8/13	20/8	7/3	4/9	21/19
ALABAMA	43/26	34/25	77-51	+26	30-58/19-58	.517/.328	7-12/3-14	.583/.214	10-11/10-15	.909/.667	43/24	25/10	15/10	7/3	2/9	15/14
#16/19 Vanderbilt	31/27	30/30	61-57	+4	21-50/22-59	.540/.373	0-2/1-5	.000/.200	7-9/12-19	.778/.632	38/28	10/11	24/10	8/0	4/7	24/18
OLE MISS	44/25	55/45	99-70	+29	31-51/23-58	.608/.397	5-11/3-14	.455/.214	32-41/21-31	.780/.677	38/27	22/11	11/8	7/2	7/3	23/28
MISSISSIPPI	48/25	30/37	78-62	+16	24-49/21-55	.490/.382	5-13/9-19	.385/.474	25-46/11-16	.543/.688	35/33	16/16	11/19	9/2	9/3	20/33
Mississippi State	34/29	37/35	71-64	+7	23-52/21-63	.442/.333	5-12/5-12	.471/.417	20-23/17-22	.870/.773	40/31	15/12	14/5	14/5	2/6	15/19
ARKANSAS	33/18	34/31	67-49	+18	21-49/17-57	.429/.298	3-13/3-7	.231/.429	22-26/12-15	.846/.800	42/28	12/6	19/9	8/2	4/13	14/23

Note: Game totals are displayed in the format TEAM/OPPONENT for each category



2013-14 South Carolina Basketball
 South Carolina Combined Team Statistics (as of Feb 09, 2014)
Conference games



RECORD:	OVERALL	HOME	AWAY	NEUTRAL
ALL GAMES	10-1	6-0	4-1	0-0
CONFERENCE	10-1	6-0	4-1	0-0
NON-CONFERENCE	0-0	0-0	0-0	0-0

##	Player	gp-gs	min	avg	Total		3-Point		F-Throw		Rebounds				pf	dq	a	to	blk	stl	pts	avg
					fg-fga	fg%	3fg-fga	3fg%	ft-fta	ft%	off	def	tot	avg								
25	MITCHELL, Tiffany	11-11	364	33.1	54-105	.514	11-16	.688	48-56	.857	10	57	67	6.1	29	0	36	31	8	23	167	15.2
24	WELCH, Aleighsa	11-11	355	32.3	52-106	.491	1-1	1.000	39-62	.629	40	48	88	8.0	23	0	24	29	19	9	144	13.1
41	COATES, Alaina	11-0	242	22.0	52-86	.605	0-0	.000	34-56	.607	28	66	94	8.5	27	1	2	24	26	5	138	12.5
33	BIAM, Elem	11-11	252	22.9	38-67	.567	0-0	.000	23-28	.821	18	54	72	6.5	37	1	3	18	34	0	99	9.0
05	SESSIONS, Khadijah	9-6	212	23.6	16-36	.444	5-15	.333	27-37	.730	2	10	12	1.3	23	0	23	17	1	7	64	7.1
31	DOZIER, Asia	11-11	315	28.6	25-73	.342	12-30	.400	8-15	.533	2	24	26	2.4	26	0	42	31	3	5	70	6.4
23	ROY, Tina	11-0	191	17.4	15-48	.313	6-25	.240	3-7	.429	2	25	27	2.5	7	0	17	8	5	1	39	3.5
15	DAVIS, Tiffany	11-4	137	12.5	7-22	.318	3-10	.300	7-9	.778	2	12	14	1.3	15	0	9	16	0	0	24	2.2
02	GAINES, Olivia	11-1	98	8.9	7-15	.467	1-1	1.000	8-11	.727	3	8	11	1.0	8	0	6	5	0	5	23	2.1
12	MONTOUT, Wilka	8-0	45	5.6	5-7	.714	2-4	.500	3-4	.750	4	2	6	0.8	8	0	1	2	0	0	15	1.9
00	FARMER, India	4-0	6	1.5	1-2	.500	1-2	.500	0-0	.000	0	0	0	0.0	2	0	0	1	0	0	3	0.8
21	MORRISON, LeAnna	4-0	8	2.0	1-2	.500	0-1	.000	1-2	.500	1	0	1	0.3	3	0	0	0	0	0	3	0.8
Team											15	16	31		1		4					
Total.....		11	2225		273-569	.480	42-105	.400	201-287	.700	127	322	449	40.8	209	2	163	186	96	55	789	71.7
Opponents.....		11	2225		235-683	.344	42-127	.331	150-211	.711	154	200	354	32.2	250	12	126	120	37	78	662	60.2

TEAM STATISTICS	SC	OPP	Date	Opponent	Score	Att.
SCORING	789	662	* 01/02/14	at Arkansas	w 55-51	2215
Points per game	71.7	60.2	* 01/05/14	VANDERBILT	w 76-66	4810
Scoring margin	+11.5	-	* 01/09/14	#9/10 KENTUCKY	w 68-59	5689
FIELD GOALS-ATT	273-569	235-683	* 01/12/14	at Auburn	w 72-66	2453
Field goal pct	.480	.344	* 01/16/14	at #25/21 Texas A&M	Lot 65-67	5778
3 POINT FG-ATT	42-105	42-127	* 01/19/14	ALABAMA	w 77-51	7740
3-point FG pct	.400	.331	* 01/26/14	at #16/19 Vanderbilt	w 61-57	3554
3-pt FG made per game	3.8	3.8	* 01/30/14	OLE MISS	w 99-70	5344
FREE THROWS-ATT	201-287	150-211	* 02/02/14	MISSOURI	w 78-62	7828
Free throw pct	.700	.711	* 02/06/14	at Mississippi State	w 71-64	2323
F-Throws made per game	18.3	13.6	* 02/09/14	ARKANSAS	w 67-49	7545
REBOUNDS	449	354				
Rebounds per game	40.8	32.2				
Rebounding margin	+8.6	-				
ASSISTS	163	126				
Assists per game	14.8	11.5				
TURNOVERS	186	120				
Turnovers per game	16.9	10.9				
Turnover margin	-6.0	-				
Assist/turnover ratio	0.9	1.1				
STEALS	55	78				
Steals per game	5.0	7.1				
BLOCKS	96	37				
Blocks per game	8.7	3.4				
ATTENDANCE	38956	16323				
Home games-Avg/Game	6-6493	5-3265				
Neutral site-Avg/Game	-	0-0				

* = Conference game

Score by Periods	1st	2nd	OT	Totals
South Carolina	392	388	9	789
Opponents	293	358	11	662



2013-14 South Carolina Basketball
South Carolina Combined Team Statistics (as of Feb 09, 2014)
All games



RECORD:	OVERALL	HOME	AWAY	NEUTRAL
ALL GAMES	22-2	14-0	8-1	0-1
CONFERENCE	10-1	6-0	4-1	0-0
NON-CONFERENCE	12-1	8-0	4-0	0-1

##	Player	gp-gs	min	avg	Total		3-Point		F-Throw		Rebounds				pf	dq	a	to	blk	stl	pts	avg
					fg-fga	fg%	3fg-fga	3fg%	ft-fta	ft%	off	def	tot	avg								
25	MITCHELL, Tiffany	24-24	738	30.8	117-223	.525	27-49	.551	102-132	.773	29	97	126	5.3	45	0	84	64	8	55	363	15.1
24	WELCH, Aleighsa	24-23	704	29.3	120-205	.585	1-1	1.000	88-142	.620	81	102	183	7.6	42	0	51	46	29	23	329	13.7
41	COATES, Alaina	24-1	456	19.0	104-165	.630	0-0	.000	81-129	.628	60	128	188	7.8	56	1	6	40	49	11	289	12.0
33	BIAM, Elem	24-24	571	23.8	92-166	.554	0-0	.000	53-74	.716	45	114	159	6.6	70	3	9	33	65	11	237	9.9
05	SESSIONS, Khadijah	19-16	478	25.2	42-106	.396	13-43	.302	49-70	.700	6	21	27	1.4	37	0	61	31	1	21	146	7.7
31	DOZIER, Asia	24-23	637	26.5	61-160	.381	30-77	.390	21-35	.600	13	54	67	2.8	45	0	69	56	5	15	173	7.2
23	ROY, Tina	24-1	425	17.7	33-113	.292	14-63	.222	11-17	.647	8	47	55	2.3	14	0	41	15	8	5	91	3.8
15	DAVIS, Tiffany	22-7	278	12.6	18-49	.367	10-25	.400	10-16	.625	4	22	26	1.2	20	0	23	34	1	4	56	2.5
02	GAINES, Olivia	22-1	228	10.4	18-34	.529	1-2	.500	16-22	.727	11	23	34	1.5	22	0	26	13	2	13	53	2.4
12	MONTOUT, Wilka	21-0	214	10.2	14-41	.341	5-14	.357	6-19	.316	23	18	41	2.0	22	0	5	10	4	1	39	1.9
21	MORRISON, LeAnna	15-0	57	3.8	2-11	.182	1-8	.125	6-10	.600	5	4	9	0.6	7	0	3	2	0	1	11	0.7
00	FARMER, India	11-0	39	3.5	2-7	.286	2-4	.500	0-0	.000	2	2	4	0.4	4	0	0	1	1	0	6	0.5
Team											23	41	64		1							6
Total.....		24	4825		623-1280	.487	104-286	.364	443-666	.665	310	673	983	41.0	385	4	378	351	173	160	1793	74.7
Opponents.....		24	4825		474-1391	.341	80-287	.279	262-386	.679	287	455	742	30.9	535	21	241	337	65	154	1290	53.8

TEAM STATISTICS	SC	OPP	Date	Opponent	Score	Att.
SCORING	1793	1290	11/08/13	CHARLESTON SOUTHERN	w 99-29	5120
Points per game	74.7	53.8	11/10/13	LOUISIANA TECH	w 68-45	5078
Scoring margin	+21.0	-	11/14/13	COLL. OF CHARLESTON	w 81-54	4882
FIELD GOALS-ATT	623-1280	474-1391	11/17/13	SETON HALL	w 88-67	4765
Field goal pct	.487	.341	11/20/13	at Clemson	w 68-43	715
3 POINT FG-ATT	104-286	80-287	11/23/13	at San Diego State	w 88-54	642
3-point FG pct	.364	.279	11/25/13	at USC	w 70-50	897
3-pt FG made per game	4.3	3.3	12/02/13	NC CENTRAL	w 79-27	4347
FREE THROWS-ATT	443-666	262-386	12/08/13	at Charlotte	w 76-61	1357
Free throw pct	.665	.679	12/18/13	vs #14/13 North Carolina	L 66-74	4137
F-Throws made per game	18.5	10.9	12/20/13	WINTHROP	w 69-61	5021
REBOUNDS	983	742	12/22/13	SC STATE	w 70-26	5937
Rebounds per game	41.0	30.9	12/28/13	SAVANNAH STATE	w 82-40	4824
Rebounding margin	+10.0	-	* 01/02/14	at Arkansas	w 55-51	2215
ASSISTS	378	241	* 01/05/14	VANDERBILT	w 76-66	4810
Assists per game	15.8	10.0	* 01/09/14	#9/10 KENTUCKY	w 68-59	5689
TURNOVERS	351	337	* 01/12/14	at Auburn	w 72-66	2453
Turnovers per game	14.6	14.0	* 01/16/14	at #25/21 Texas A&M	Lot 65-67	5778
Turnover margin	-0.6	-	* 01/19/14	ALABAMA	w 77-51	7740
Assist/turnover ratio	1.1	0.7	* 01/26/14	at #16/19 Vanderbilt	w 61-57	3554
STEALS	160	154	* 01/30/14	OLE MISS	w 99-70	5344
Steals per game	6.7	6.4	* 02/02/14	MISSOURI	w 78-62	7828
BLOCKS	173	65	* 02/06/14	at Mississippi State	w 71-64	2323
Blocks per game	7.2	2.7	* 02/09/14	ARKANSAS	w 67-49	7545
ATTENDANCE	78930	24071				
Home games-Avg/Game	14-5638	9-2215	* = Conference game			
Neutral site-Avg/Game	-	1-4137				

Score by Periods	1st	2nd	OT	Totals
South Carolina	885	899	9	1793
Opponents	613	669	11	1293