



2016 SOUTH CAROLINA GAMECOCK SOFTBALL

Contact: Koby Padgett ♦ **Office:** (803) 777-8017 ♦ **Cell:** (803) 386-8345 ♦ **Fax:** (803) 777-2967 ♦ **E-mail:** kpadgett@sc.edu

Web: GamecocksOnline.com ♦ **Address:** 1304 Heyward St., Rice Athletics Center, Columbia, SC 29208

2016 Results (38-23, 7-17 SEC)

Date	Opponent	W	L	Score/Time
2/12	vs. No. 2/2 Michigan%		L	3-15 (5)
2/12	at USF%	W		7-1
2/13	vs. Virginia Tech%	W		6-0
2/14	vs. Illinois State%	W		3-0
2/17	North Carolina (SECN+)	W		9-1 (5)
2/19	UNCG# (SECN+)	W		11-3 (5)
2/20	Ohio# (SECN+)	W		8-0 (6)
2/21	Longwood# (SECN+)	W		2-0
2/21	Winthrop# (SECN+)	W		9-1 (6)
2/23	Coastal Carolina (SECN+)	W		3-1
2/26	at UC Santa Barbara@	L		3-4
2/26	vs. Southern Utah@	W		21-4 (5)
2/27	at UC Santa Barbara@	W		6-1
2/27	vs. Southern Utah@	W		6-5
2/28	vs. Georgia Tech@	W		3-1
3/1	Western Carolina (SECN+)	W		1-0
3/4	Kennesaw State& (SECN+)	W		7-0
3/5	Michigan State& (SECN+)	W		8-7
3/5	Connecticut& (SECN+)	W		5-4 (10)
3/6	Kennesaw State& (SECN+)	W		10-1 (6)
3/8	SIU-Edwardsville (SECN+)	W		1-0 (8)
3/11	No. 17/15 Kentucky* (SECN+)	L		2-8
3/12	No. 17/15 Kentucky* (SECN)	L		1-5
3/13	No. 17/15 Kentucky* (SECN)	L		0-4
3/16	Buffalo (SECN+)	W		7-4
3/16	Buffalo (SECN+)	W		10-2 (5)
3/19	No. 12/12 Georgia* (SECN+)	L		1-4
3/20	No. 12/12 Georgia* (SECN)	W		5-4
3/21	No. 12/12 Georgia* (SECN)	W		3-1 (8)
3/23	Charleston Southern (SECN+)	W		2-1
3/25	at No. 3/3 Auburn* (SECN+)	L		0-10 (5)
3/26	at No. 3/3 Auburn* (SECN+)	L		2-5
3/26	at No. 3/3 Auburn* (SECN+)	L		3-4
3/30	at Charlotte	W		13-2 (5)
4/2	Troy (SECN+)	W		8-0 (6)
4/3	Troy (SECN+)	W		10-7
4/5	UNCW (SECN+)	W		7-5
4/8	at Arkansas* (SECN+)	W		14-0 (5)
4/9	at Arkansas* (SECN+)	W		7-5
4/10	at Arkansas* (SECN+)	L		5-10
4/13	at USC Upstate (ESPN3)	W		1-0
4/15	Mississippi* (SECN+)	L		2-5
4/16	Mississippi* (SECN+)	L		0-2
4/17	Mississippi* (SECN)	W		7-5
4/19	Georgia Southern (SECN+)	L		4-6
4/22	at No. 14/15 LSU*	L		2-7
4/23	at No. 14/15 LSU* (SECN+)	L		0-8 (5)
4/24	at No. 14/15 LSU* (SECN+)	L		0-2
4/26	Furman (SECN+)	W		4-1
4/29	No. 4/4 Alabama* (SECN+)	L		1-3
4/30	No. 4/4 Alabama* (SECN)	W		2-1
5/1	No. 4/4 Alabama* (SECN+)	L		1-5 (5)
5/6	at No. 16/14 Missouri* (SECN+)	L		2-5
5/7	at No. 16/14 Missouri* (ESPN3)	W		3-1
5/8	at No. 16/14 Missouri* (SECN+)	L		0-2
5/11	vs. No. 17/15 Missouri! (SECN)	W		7-4 (8)
5/12	vs. No. 10/9 Tennessee! (SECN)	L		1-5
5/20	vs. No. 24/24 USF\$ (SECN)	W		2-0
5/21	at No. 7/7 Florida State\$ (ESPN3)	L		0-4
5/21	vs. No. 24/24 USF\$ (ESPN3)	W		6-0
5/22	at No. 7/7 Florida State\$ (ESPN3)	L		1-2

Bold indicates home game

All times Eastern

* - Southeastern Conference game

% - USC Wilson-Demarini Tournament (Tampa, Fla.)

- Carolina Classic

@ - Gaucho Classic (Santa Barbara, Calif.)

& - Gamecock Invitational





! - (Starkville, Miss.)

\$ - Tallahassee Regional

(SECN) - SEC Network

(SECN+) - SEC Network +

Biggest Wins

 <p>No. 24/24 USF (44-14, 15-3 American) May 20 • 12 PM JoAnne Graf Field</p> <p>Series History SC leads 21-10</p> <p>Trend SC won last meeting</p> <p>Last Meeting SC won 7-1 (2/12/16)</p>	 <p>No. 7/7 Florida State (48-8, 21-2 ACC) May 21 • 12 or 2:30 PM JoAnne Graf Field</p> <p>Series History FSU leads 23-19</p> <p>Trend FSU won last 5</p> <p>Last Meeting FSU won 4-3 (10) (2/19/15)</p>	 <p>Florida A&M (27-28, 11-5 MEAC) May 21 • 12 or 2:30 PM JoAnne Graf Field</p> <p>Series History SC leads 3-1</p> <p>Trend SC won 3 of 4</p> <p>Last Meeting FAMU won 5-4 (2/15/13)</p>	 <p>NCAA Regionals May 20-22 Campus Sites TV: TBD</p> <p>History SC is 34-35 in 18 tourneys</p> <p>NCAA WCWS Appearances 1983, 1988, 1997</p> <p>Last Year 1-2 in Tallahassee (5/15-16)</p>
--	---	--	---

Live Coverage

Video: SEC Network/ESPN3

Play-by-Play: Melissa Lee

Live Stats: Seminoles.com

Analyst: Leigh Ross

Inside

✓ Head coach Beverly Smith (p. 2)	✓ Looking at the regional, the series history and more (p. 6)
✓ Breaking down the Tallahassee Regional (p. 3)	✓ Current players in SC's single-season & career lists (p. 8-10)
✓ Gamecock strong in all facets of the game (p. 3)	✓ Win-loss summary, polls, misc. batting stats (p. 11)
✓ Gamecock honor roll (p. 4 sidebar)	✓ The last time lists (p. 14)
✓ Deeper win-loss breakdowns (p. 5)	✓ Carolina Softball Stadium at Beckham Field (p. 16)
✓ SEC standings and stat rankings for SC (p. 5)	✓ South Carolina's roster, its breakdown & pronunciations

South Carolina Pitching Staff (in order of innings pitched)

No.	Name	Ht.	Class	ERA	W-L	App-GS	Sv	IP	BB	SO	Avg.	Notes
33	Nickie Blue	6-1	Jr.	2.45	19-13	51-25	6	211.0	82	129	.228	Co-captain
10	Jessica Elliott	5-8	Jr.	2.77	18-10	47-36	2	179.1	112	117	.244	'15 NJCAA P of the Year
4	Hayley Copeland	6-0	Fr.	19.69	0-0	6-0	0	5.1	20	8	.118	

Probable Starting Lineup (based on previous games)

Pos.	Name	B/T	Ht.	Class	Avg/OBP/SLG	Notes
C	Jordan Bizzell	R/R	5-4	Sr.	.212/.394/.269	Started 47 games behind the plate
1B	Kaylea Snaer	R/R	5-9	Jr.	.374/.440/.621	Co-captain already owns SEC's single-season 2B record
2B	Krystan White	R/R	5-6	So.	.241/.311/.316	Went 3-for-4 with HR, 4 RBI vs. Winthrop 2/21
3B	Kamryn Watts	L/R	5-6	So.	.282/.339/.301	Solid defender leads team in hitting in SEC play
or						
3B/LF	Taylor Williams	R/R	5-9	Jr.	.270/.439/.492	GW PH HR vs. No. 17/15 Missouri in SEC Tourney
SS	Kenzi Maguire	R/R	5-3	Fr.	.270/.386/.352	Fantastic defender 2nd in SC w/ 14 HBPs this year
LF	Alaynie Page	R/R	5-6	Sr.	.335/.425/.548	Leads team with 3 3B, 9 HR, 41 RBI
CF	Ansley Ard	R/R	5-9	Sr.	.319/.349/.457	Co-captain SEC Player of the Week 3/21
RF	Kennedy Clark	L/L	5-4	Fr.	.310/.430/.454	SEC Co-Freshman of the Week 3/7
DP	Victoria Williams	L/R	5-6	Jr.	.248/.392/.406	Posted six doubles through first 10 games
or						
2B/DP	Alexis Mack	L/R	5-3	Fr.	.341/.374/.341	Ranks 2nd in runs, stolen bases and batting average

2016 Coaching Staff

Head Coach
Associate Head Coach
Assistant Coach

Beverly Smith
Lisa Navas
Calvin Beamon

Volunteer Assistant
Director of Operations

Tina Plew Whitlock
Kacey Friedman



Smith's South Carolina Record

Year	Record	SEC Record	SEC Finish
2011	26-30	6-22	5th SEC East
2012	23-32	3-25	5th SEC East
2013	34-25	8-16	6th SEC East*
2014	36-22	11-13	T-8th SEC*
2015	38-22	10-14	T-9th SEC*
2016	38-23	7-17	11th SEC*
5 years	195-154	45-107	4 NCAA Regionals

*NCAA Tournament

South Carolina Coaching Highlights

- Led Gamecocks to 3 NCAA Tournaments in 5 years
- 2nd winningest coach in SC Softball history
- Recruited and coached 2015 First-Team All-American Alaynie Page
- Coached five All-Region and three All-SEC players
- Team has improved its power numbers in each of the last four years and its win total the last three

Coaching Timeline

2011-present.....	Head coach, South Carolina
2008-10.....	Associate head coach, North Carolina
2005-2008.....	Assistant head coach, North Carolina
1998-2002, 2004.....	Assistant coach, North Carolina
1997.....	Assistant coach, Tampa Bay FireStix (WPSL)
1996-1998.....	Head coach, Episcopal High School (Bellaire, Texas)

North Carolina Coaching Highlights

- Helped UNC to eight NCAA Tournament appearances
- Recruited and coached five All-Americans
- Coached 32 All-Region and 37 All-ACC players
- That includes three-time ACC Player of the Year Danielle Spaulding

Playing Timeline

1991-1994.....	North Carolina
1997.....	Tampa Bay FireStix (WPSL)

Playing Career Highlights

- 1994 ACC Player of the Year, first in UNC history
- 1994 All-Southeast Region Player
- ACC 50th Anniversary Team
- Tossed two career no-hitters
- Tied for 17th in NCAA Division I history in triples (27)
- Still ranks in the top 10 at UNC in 11 career stats (seven offensive, four pitching)

Education

North Carolina, 1994

B.A., Speech communications & Political science

South Carolina has seen its star rise again in the collegiate softball world, and head coach Beverly Smith has guided that process since arriving as head coach in July of 2010. She oversees all aspects of the program and works most closely on the field with the pitchers. As a head coach, Smith's overall record entering 2016 was 157-131, becoming only the second Gamecock softball coach with over 100 career wins.

The Gamecocks improved their record for the third-consecutive season in 2015, the only SEC program that can stake that claim. They also appeared in the NCAA Tournament for the third time under Smith. Three more offensive team records fell, including the home-run mark for the fourth-straight season. Now 24 team program marks have either been broken or re-broken by one of her squads. In per-game stats, Smith's teams now hold eight of the 16 categories tracked in the record book.

Smith's squad also produced its first NFCA All-American, as left fielder Alaynie Page garnered a first-team spot after setting five single-season school records and making the All-SEC First Team. Freshman Tiara Duffy also picked up SEC All-Freshman Team honors for South Carolina, who went 38-22 and finished tied for ninth in the grueling SEC.

For the second-consecutive season in 2014, South Carolina played in the NCAA Tournament, going 36-22 on the year. The Gamecocks saw four individual awards come their way after finishing eighth in the Southeastern Conference, led by Ashlyn Masters' second-team NFCA All-Southeast Region accolades. She posted 15 marks in the program's single-season charts, leading the team in 10 offensive categories. Nickie Blue and Kaylea Snaer made the SEC All-Freshman Team, with Blue also garnering recognition the inaugural NFCA Division I Freshman of the Year top-25 listing. Blue tied for the nation's lead in saves, while also topping the squad in innings and appearances.

The 2013 Gamecocks advanced into postseason play for the first time under Smith, earning spots in both the SEC and NCAA Tournaments. The Gamecocks set six team offensive records during the 34-25 campaign. The team scored a record 338 runs, held a .384 on-base percentage and slugged at a .450 clip. Closing the regular season with six wins in nine games, five coming on the road in SEC play, South Carolina defeated Kentucky in the first round. From there, the Gamecocks went to the Austin Regional, where they advanced to championship Sunday with two wins.

Samie Garcia became the second Gamecock under Smith to garner Easton All-America accolades, taking a first-team spot in 2013. Garcia also made the All-SEC second team, joining Lauren Lackey as Gamecocks under Smith to earn both honors. Garcia also garnered a selection in the fourth round of the National Pro Fastpitch Draft, the first Gamecock under Smith to receive that distinction.

Prior to coming to South Carolina, Smith served as the top assistant at North Carolina, working mostly with the pitchers and catchers. The final three years, she was the associate head coach after nine as an assistant. Smith helped the Tar Heels to two Atlantic Coast Conference titles in 2001 and 2008 and eight of their nine NCAA Tournament appearances. She served as the lead recruiter for the Tar Heels during that time, helping to bring in five All-Americans into the UNC program. She also helped North Carolina achieve a top-25 ranking in the USA Today/NFCA Coaches Poll at least once per season from 2006-10.

She coached a pitching staff that ranked in the top 10 in the nation in ERA in three of her final four seasons at North Carolina. Her top pupil was three-time All-American and two-time ACC Player of the Year Danielle Spaulding. During her final three seasons, Spaulding finished in the nation's top six in strikeouts per seven innings. In 2010, Spaulding was the toughest pitcher in the country to hit against, as she yielded just 2.61 hits per seven innings. In 2009, Spaulding led the country with 14.3 strikeouts per seven innings.

Smith's catchers also stood out in the ACC, with three claiming all-conference honors. Ally Blake and Brittany McKinney claimed spots in 2010 and 2009, respectively, while Natalie Anter made the list four times from 1999-2002. Anter also played in the 2004 Athens Olympics with the Italian national team.

A standout player for head coach Donna Papa before joining her staff, Smith was the 1994 ACC Player of the Year. A dual threat, Smith still ranks ninth in Tar Heel history in slugging percentage, second in triples, third in RBI, fifth in shutouts and seventh in ERA. Smith was honored as one of the top 50 softball players in ACC history during the league's 50th-anniversary celebration in 2002.

In addition to her coaching, Smith has been a speaker/clinician at many camps and conventions. She graduated from North Carolina in 1994 with a double major in speech communications and political science.

SOUTH CAROLINA TAKES THIRD STRAIGHT POSTSEASON TRIP TO TALLAHASSEE REGIONAL

- South Carolina begins the 2016 NCAA Tournament in the same place it has spent its last two Mays in the Tallahassee Regional.
- The Gamecocks take on American champ USF in the regional's first game at 12 noon EDT, with the SEC Network providing the coverage.
- The host and No. 8 national seed Florida State faces crosstown foe Florida A&M in Friday's other contest on ESPN3 and the WatchESPN app.
- The winners play on Saturday at 12 noon, with the losers playing the first of Saturday's elimination games at 2:30 p.m. at JoAnne Graf Field.

GAMECOCKS HAVE A RICH HISTORY IN NCAA TOURNAMENT

- South Carolina earned its 19th bid in the NCAA Tournament, its fourth straight under head coach Beverly Smith.
- The Gamecocks are 36-37 in those trips, making three Women's College World Series in their history (1983, 1989 and 1997).
- The program has five AIAW World Series trips in its history as well prior to 1982.
- This season's regional was SC's fourth trip to a regional in Tallahassee and the third straight year the Gamecocks have driven to Florida's capital city.

MORE ON THE TALLAHASSEE REGIONAL

- The Gamecocks, with an RPI of 25, had a better mark than seven of the No. 2 seeds at other sites.
- At 21 in the last RPI report, USF was the fifth-best No. 2 seed in the country, behind Baylor, Fresno State, Texas A&M and Minnesota.
- Florida State received the national No. 8 seed, with MEAC champ Florida A&M filling out the field.
- When looking at each site's top three seeds' average RPI, the Tallahassee Regional is the toughest at 17.3, besting the Lafayette Regional's average of 18.3.
- South Carolina made it to championship Sunday in the regional with two wins over USF, 2-0 in the regional opener and 6-0 in Saturday's second elimination game.
- The Seminoles won the regional, tossing a no-hitter to down Florida A&M on Friday night before besting the Gamecocks twice on Sat. (4-0) and Sun. (2-1).

SOUTH CAROLINA'S OFFENSE PRODUCING EARLY

- South Carolina's offense clicked early, and it starts with leadoff batters reaching base at a .409 clip.
- On 12 occasions did the Gamecocks not get the leadoff runner on more than once, including in eight losses: in series openers to No. 17/15 Kentucky, No. 12/12 Georgia and No. 3/3 Auburn, in the loss to Georgia Southern, in all three games at No. 14/15 LSU and in the SEC Tourney loss to No. 10/9 Tennessee.
- The quick start also translated into 55 first-inning runs, second most in a frame the Gamecocks have tallied (behind the 58 in the fourth).
- When the Gamecocks scored first, they are 26-6. More win-loss breakdowns are on pages 5 and 13.
- The Gamecocks led the SEC with 85 HBPs this year, which is the program's single-season record, breaking the previous best of 60 in 2013.
- Twelve came in two games, as six Gamecocks were hit against UNC Greensboro (2/19) and Michigan State (3/5).
- The Gamecocks struck out looking 58 times in 61 games, the third-lowest total in the SEC.
- South Carolina also tallied 82 RBI in 131 chances with a runner on third and less than two outs.
- That .626 conversion rate stood third in the league, behind Auburn (.656) and Tennessee (.632).
- Leading that charge was the trio of Alaynie Page (10-for-11), Krystan White (15-for-21) and Kennedy Clark (10-for-14).

GAMECOCKS HAVE SOLID PITCHING, DEFENSE TOO

- South Carolina's defense has been outstanding thus far, posting a .972 fielding percentage, which stands third in the SEC.
- That ranks third in Gamecock history, behind 1989 and 2007.
- Freshman Kenzi Maguire has helped the defense in her 45 starts at shortstop with 98 assists.
- In the circle, South Carolina has a team ERA of 2.82, which is the first time since 2008 that a Gamecock team held an ERA under 3.00.
- Gamecock pitching has allowed the third-lowest home runs per game (0.41) in the SEC, behind only Florida (0.31) and LSU (0.39).

SOUTH CAROLINA SOFTBALL HISTORICAL RECORD

- South Carolina has played 2,185 games in its softball history, going 1416-762-7 (.650) in its 41st season of sponsorship.

SCHOOL QUICK FACTS

Location	Columbia, S.C.
Founded	1801
Enrollment	31,288
Colors	Garnet (PMS 202C) and Black
Nickname	Gamecocks
Affiliation	Southeastern (Eastern Division)
President	Dr. Harris Pastides
Athletic Director	Ray Tanner
Senior Associate AD/SWA	Judy Van Horn
Senior Associate AD (Sport Supervisor)	Charles Bloom
Faculty Athletics Representative	Dr. Zach Kelehear

HOME FIELD/PROGRAM HISTORY

Home Field	Carolina Softball Stadium at Beckham Field
Capacity	1,480
Dimensions	L-200, C-220, R-200, Alleys-210
NCAA Tournament Appearances	18
NCAA Super Regional Appearances	1
NCAA College World Series Appearances	3
AIAW College World Series Appearances	5
SEC Championships	1
SEC Eastern Division Championships	4
SEC Tournament Championships	2

2015 RESULTS/ROSTER INFO

2015 Record	38-22
2015 Conference Record	10-14
2015 Conference Finish	T-9th
Postseason	NCAA Regionals
Letterwinners Returning/Lost	14/7
Position Starters Returning/Lost	7/4
Pitchers Returning/Lost	2/1
Newcomers	7

MEDIA INFORMATION

Assistant AD/Media Relations	Steve Fink
Asst. Director/Softball Contact	Koby Padgett
Office Phone	(803) 777-8017
Email	kpadgett@sc.edu
Personal Phone	(803) 386-8345
Office FAX	(803) 777-2967
Department Website	GamecocksOnline.com
Team Website	GamecockSoftball.com
Dept. Twitter	Twitter.com/GamecocksOnline
Team Twitter	Twitter.com/GamecockSoftball
Team Instagram	Instagram.com/GamecockSoftball
Dept. Facebook	facebook.com/GamecocksOnline
Team Facebook	facebook.com/GamecockSoftball
Mailing Address	1304 Heyward St. Rice Athletics Center Columbia, SC 29208

INTERVIEWS/PRACTICE SCHEDULE

South Carolina practices in the weekday afternoons at Carolina Softball Stadium at Beckham Field, located in the Athletics Village. Mondays are normally off days. Interviews are preferred around practice times, either before 2 p.m. or after 5 p.m. Please contact Koby Padgett at least 24 hours before to schedule your interview.

PREFERRED ABBREVIATIONS

When needing to abbreviate South Carolina for your scoreboard or broadcast boxes, the preferred shortenings are S. Carolina or SC. Please refrain from using USC or SCAR when referring to the University of South Carolina. Proper logos and wordmarks can be emailed for use by any media outlet upon request. Thanks for your help.

GAMECOCK AWARD WINNERS

Ansley Ard	NFCA Scholar-Athlete 2013-14-15
.....	SEC Honor Roll 2013-14-15
SEC Player of the Week (3/21/16)	
Jordyn Augustus	NFCA Scholar-Athlete 2015
.....	SEC Honor Roll 2015
Jordan Bizzell	NFCA Scholar-Athlete 2015
.....	SEC Honor Roll 2014-15
Nickie Blue	2014 SEC All-Freshman Team
.....	NFCA Scholar-Athlete 2014-15
.....	SEC Honor Roll 2014-15
.....	SEC Pitcher of the Week (3/16/15)
.....	SEC Freshman of the Week (2/24/14)
Kennedy Clark	SEC Freshman of the Week (3/7/16)
Hayley Copeland	NFCA Scholar-Athlete 2015
.....	SEC Honor Roll 2015
Tiara Duffy	SEC All-Freshman Team 2015
.....	NFCA Scholar-Athlete 2015
.....	SEC Honor Roll 2015
Effie Manahan	SEC Honor Roll 2014-15
Lauren Masters	SEC Honor Roll 2014-15
Alaynie Page	NFCA 1st-team All-America 2015
.....	1st-team All-SEC 2015
.....	NFCA 1st-team All-Southeast Region 2015
Kaylea Snaer	CoSIDA Academic All-District 4 2016
.....	2014 SEC All-Freshman Team
.....	2014 NFCA All-Southeast Region Third Team
.....	NFCA Scholar-Athlete 2014-15
.....	SEC Honor Roll 2014-15
Kamryn Watts	SEC Honor Roll 2015
Macey Webb	NFCA Scholar-Athlete 2014-15
.....	SEC Honor Roll 2014-15
.....	SEC Softball Community Service Team 2015-16
Krystan White	NFCA Scholar-Athlete 2015
.....	SEC Honor Roll 2015
Taylor Williams	SEC Honor Roll 2015
Victoria Williams	CoSIDA Academic All-District 4 2015
.....	NFCA Scholar-Athlete 2014-15
.....	SEC Honor Roll 2014-15

Italics indicate current season's honors

MAXPREPS HIGH SCHOOL ALL-AMERICANS

Jordan Bizzell	2nd Team Medium Schools 2012
Hayley Copeland	Overall 2nd Team 2014
.....	Sophomore 2012
Cayla Drotar*	Overall 2nd Team 2015
.....	Medium Schools 2015
.....	Junior 2015
.....	Sophomore 2014
.....	Freshman of the Year 2013
Alexis Mack	Overall 2nd Team 2015
Kenzi Maguire	1st Team Medium Schools 2014
Alaynie Page	Junior 2011
Kaylea Snaer	Overall 2nd Team 2012
.....	Junior 2012
Taylor Williams	1st Team Small Schools 2012-13
Victoria Williams	2nd Team Small Schools 2012

NFCA HIGH SCHOOL ALL-AMERICANS

Alexis Mack	2nd Team 2014
.....	1st Team 2015

NFCA HIGH SCHOOL ALL-REGION

Nickie Blue	1st Team West 2013
Alexis Mack	1st Team North 2012-13-14-15

*2016 signee

SNAER OWNS SC, SEC SINGLE-SEASON DOUBLES RECORD

- Junior first baseman Kaylea Snaer broke the SEC single-season record on Tuesday, April 26 against Furman with her 24th double of the year.
- The NCAA Division I leader in doubles, she earned a spot on the 2016 CoSIDA Academic All-District 4 team, the 17th Gamecock to garner selection.
- Snaer ended the season with 27 doubles after three in the Tallahassee Regional, tying for fourth in a single season in NCAA Division I history with five others.
- Six times, Snaer posted two doubles in a game, including in the elimination game win over No. 24/24 USF.
- Her double in game one at No. 14/15 LSU tied her with Georgia's Megan Wiggins (2011) and Tennessee's Kelli Fitzgerald (1998) for the SEC single-season record.
- She claimed South Carolina's record with a seventh-inning double against Georgia Southern on April 19.
- Snaer's biggest hit came in the seventh inning of the Gamecocks' SEC Tournament win.
- With two on and on an 0-2 count, Snaer hit her sixth homer of the year to tie the game against No. 17/15 Missouri, a game SC won an inning later on Taylor Williams' pinch-hit homer.
- Snaer saw a eight-game hitting streak end at USC Upstate, a streak that included multiple hits in each game, boosting her batting average at that time to a team-best .408.
- Snaer hit the game-winning home run in the eighth against No. 12/12 Georgia on Monday, March 21, clinching the series win.
- A year earlier, she ended a nine-inning contest with a single against No. 9/15 Tennessee, capturing the series for South Carolina.
- Snaer enters her senior year ranking first in SC history in doubles per game and walks per game and second in RBI per game.
- She is in the top 15 in a number of other categories (see full updates on page 12).

BLUE STARTING TO CLIMB GAMECOCK PITCHING CHARTS

- Junior Nickie Blue moved up on many career pitching charts in 2016, including eighth on the innings pitched and wins charts and seventh on the strikeouts listing.
- After her drop ball produced ground outs at a 65 percent rate (506-269) in her first two years on campus, Blue used a rise more often in 2016 but still tallied a 57 percent (271-203) ground-out rate.
- In 2015, Blue posted over 200 innings in the circle and an ERA under 2.00, one of two in the SEC to post such numbers (Lauren Haeger of Florida the other).
- Blue became the fourth Gamecock pitcher in history with back-to-back 200-inning years, joining Angie Lear (1990-91), Darlene Gareis (3 years, 1992-94) and Megan Matthews (4 years, 1999-2002) on that list.
- Blue tossed the first five innings of the no-hitter against Western Carolina on March 1, the first no-no for the Gamecocks since the second game of 2011.
- She added a one-hitter in a complete-game shutout of Troy on Sat., April 2, holding the nation's 17th-ranked scoring offense entering the weekend scoreless in six innings.
- Blue became the third pitcher to throw a shutout against Arkansas, holding the Razorbacks to three hits in the 14-0 (5) win on Friday night.
- She also tossed at two-hitter at No. 16/14 Missouri in SC's 3-1 win, which included forcing the Tigers' top-three batters to go 0-for-9 in the game.

SOUTH CAROLINA TEAM NOTES

- This South Carolina senior class owns a win over each SEC team in regular-season play, the first Gamecock group to accomplish this since the 2006 group beat its 10 SEC foes in four years.
- South Carolina pitchers Nickie Blue and Jessica Elliott combined for the first no-hitter in six years for the Gamecocks on Tues., March 1, blanking Western Carolina in a 1-0 victory.
- The Gamecocks posted a 10-game winning streak from Feb. 26-March 8, the second time under Beverly Smith and the fourth since the start of 1998 (others in 2002, 2009 & 2014).
- South Carolina is the only SEC team to improve its win total in each of the past three season, going from 23 wins in 2012 to 38 in 2015.
- Two of South Carolina's signees for next season, Cayla Drotar and Mackenzie Boesel, made the USA Today High School/American Family Insurance All-USA Preseason Softball Team.
- The Gamecocks started the season 9-1, the best start since the team went 12-1 to begin 2009.

SEC STANDINGS										
	SEC	Pct.	All	Pct.	H	A	N	Top 25	Last 10	Streak
Florida	20-4	.833	53-5	.914	21-2	13-2	19-1	20-5	8-2	L1
Kentucky	17-7	.708	43-12	.782	11-5	20-3	12-4	10-8	6-4	L1
Tennessee	16-7	.696	41-14	.745	22-1	7-9	12-4	11-12	7-3	L1
Auburn	16-7	.696	49-9	.845	30-5	12-3	7-1	13-8	6-4	W4
Alabama	16-8	.667	46-12	.793	22-4	13-6	11-2	15-10	7-3	L1
Missouri	14-10	.583	39-14	.736	12-5	14-5	13-4	9-9	8-2	L1
LSU	13-11	.542	45-15	.750	28-9	10-4	7-2	12-13	8-2	L1
Georgia	12-12	.500	40-17	.702	20-7	7-8	13-2	10-10	3-7	L1
Mississippi	11-13	.458	39-20	.661	21-8	11-10	7-2	5-12	5-5	L1
Texas A&M	9-15	.375	37-18	.673	24-6	5-11	8-1	10-17	4-6	L2
South Carolina	7-17	.292	36-21	.632	23-9	7-10	6-2	5-16	4-6	L1
Mississippi State	3-21	.125	26-31	.456	16-14	4-13	6-4	3-21	2-8	L1
Arkansas	1-23	.042	17-39	.304	7-18	3-16	7-5	1-17	0-10	L14

As of games played on May 14, 2016

SOME WIN-LOSS BREAKDOWNS

- The Gamecocks bring home 70.5 percent (74-of-105) of runners from third with less than two outs in wins and just 30.8 percent (8-of-26) in the 22 losses.
- With runners in scoring position, the Gamecocks hit .339 (136-of-401) in wins and .139 (22-of-158) in setbacks.
- That trend is more pronounced in bases loaded situations: .368 (21-of-57) versus .080 (2-of-25).
- South Carolina scored two runs or less 23 times, going 6-18 in those.
- All but two of those losses came against SEC foes (3 vs. No. 17/15 Kentucky, 1 vs. No. 12/12 Georgia, 2 at No. 3/3 Auburn, 2 vs. Mississippi, 3 at No. 14/15 LSU, 2 vs. No. 4/4 Alabama, 2 at No. 16/14 Missouri, vs. No. 10/9 Tennessee). The final two came against Florida State.
- South Carolina is 3-10 when not collecting an extra-base hit during a game.
- In games when the team has 10 or less total bases, the Gamecocks are 13-19.
- When the Gamecocks draw zero or one walk, they are 7-13.
- SC's pitchers do better with runners on in wins (.173, 72-of-416) than in losses (.303, 93-of-307).
- The other thing Gamecock pitching does better in wins is end innings, with foes batting .197 (58-of-295) in triumphs and .303 (54-of-178) in losses with two down.
- South Carolina is 18-3 when its foes don't record an extra-base hit, seven coming in shutouts.
- Other win-loss breakdowns can be found in the chart on page 13.

WE SCHEDULE TOUGH (AND THE SEC MAKES IT TOUGHER)

- The Gamecocks played 23 of their 55 regular-season games against teams who made the 2015 NCAA Tournament.
- Ten of those come against Women's College World Series participants, the season opener vs. Michigan and three each in SEC play at Auburn and LSU and at home against Alabama.
- A total of 37 of the Gamecocks' scheduled games came against teams that finished in the top 101 of the NCAA's Ratings Percentage Index last year.
- The Gamecocks played four defending regular-season conference champs: Michigan (Big Ten), Longwood (Big South), SIUE (Ohio Valley) and USC Upstate (Atlantic Sun).
- This year, three foes (Michigan, Longwood and USF [American]) claimed their league's titles.
- Against this year's NCAA Tournament field, the Gamecocks went 10-18, including going 3-16 against eight of the 16 national seeds.
- Versus teams ranked in the NFCA Top 25, SC went 7-18, with 23 of the 25 games coming against teams ranked 17 or better.
- That includes a 1-9 mark against the NFCA's top 10 at game time.
- Three former Gamecocks turned assistant coaches visited SC this spring: Chelsea Hawkins (UNC Greensboro), Kaela Jackson (Michigan State) and Chrissy Schoonmaker (Connecticut).

SMITH HAS FORMER STAFF MEMBERS AND GAMECOCK PLAYERS COACHING

- Gamecock head coach Beverly Smith has a growing collegiate coaching tree from her short time at South Carolina, as seen below.

Coach	Current Job	SC Role
Janelle Breneman	Head coach, UNC Greensboro	Assistant coach 2011-12
Chrissy Schoonmaker	Assistant coach, Connecticut	Volunteer assistant 2011-12
Laura Trout	Assistant coach, Illinois	Volunteer assistant 2013-14
Ashley Chastain	Pitching coach, College of Charleston	Student 2011, Manager 2012-13
Kelley Dillon	Assistant coach, College of Charleston	Student 2011-13
Kaela Jackson	Assistant coach, Michigan State	Student 2010-11, Volunteer assistant 2015
Chelsea Hawkins	Assistant coach, UNC Greensboro	Student 2011-14, Manager 2015

SC IN THE SEC STATS (as of May 14)		
All Games		
OFFENSIVE CATEGORY	Stat	Rank
Batting Average	.297	9th
Slugging Percentage	.423	9th
On-Base Percentage	.392	9th
Runs Scored	269	9th
Hits	437	T-9th
RBI	243	9th
Doubles	77	6th
Triples	8	8th
Home Runs	31	11th
Total Bases	623	9th
Walks	160	11th
Hit by Pitches	81	1st
Sacrifice Bunts	29	6th
Sacrifice Flies	18	T-3rd
Stolen Bases	54	11th
PITCHING CATEGORY	Stat	Rank
Earned Run Average	2.92	9th
Opposing Batting Average	.234	9th
Innings Pitched	369.2	6th
Strikeouts	241	T-10th
FIELDING CATEGORY	Stat	Rank
Fielding Percentage	.970	4th
Chances	1606	7th
Fielding Double Plays	23	4th
SC PLAYERS IN SEC STATS		
OFFENSIVE CATEGORY	Stat	Rank
Hits		
Alaynie Page	63	T-12th
Kaylea Snaer	63	T-12th
Doubles		
Kaylea Snaer	24	1st
Triples		
Alaynie Page	3	T-6th
Ansley Ard	2	T-13th
Total Bases		
Alaynie Page	105	T-14th
Kaylea Snaer	105	T-14th
Hit by Pitch		
Jordan Bizzell	14	T-4th
Kenzi Maguire	14	T-4th
Kennedy Clark	12	9th
Victoria Williams	11	T-10th
Sacrifice Hits		
Alexis Mack	8	T-4th
Sacrifice Flies		
Alaynie Page	3	T-8th
Kaylea Snaer	3	T-8th
Krystan White	3	T-8th
PITCHING CATEGORY	Stat	Rank
Innings Pitched		
Nickie Blue	193.1	2nd
Jessica Elliott	170.0	5th
Batters Struck Out		
Nickie Blue	120	14th
Wins		
Nickie Blue	18	T-10th
Jessica Elliott	17	13th
Saves		
Nickie Blue	6	T-1st
Jessica Elliott	2	T-9th
FIELDING CATEGORY	Stat	Rank
Putouts		
Kaylea Snaer	370	4th
Fielding Double Plays		
Kaylea Snaer	19	T-2nd

SC vs. USF STATISTICAL COMPARISON

Records/Rankings	SC	USF
Record	36-21	44-14
Neutral Site Record	6-2	7-3
National Ranking	N/A	17/15
NCAA RPI	25	21

NCAA Statistics (as of May 15)	SC	USF
Batting Average	.296 / 84th	.324 / 25th
Slugging Percentage	.423 / 105th	.504 / 27th
Scoring	4.72 / 112th	5.43 / 62nd
Doubles Per Game	1.35 / 89th	1.52 / 39th
Triples Per Game	0.14 / 152nd	0.22 / 47th
Home Runs Per Game	0.54 / 166th	0.83 / 69th
Stolen Bases Per Game	0.95 / 129th	1.19 / 84th
Earned Run Average	2.92 / 68th	2.50 / 39th
Fielding Percentage	.970 / 34th	.968 / 54th
Double Plays Per Game	0.40 / 55th	0.29 / 135th

USF's Top Hitters	BA/OBP/SLG	Other Stats
Juli Weber	.421/.452/.634	18 2B, 38 RBI 7 SH, 13-16 SB
Kristen Wyckoff	.411/.487/.488	20-26 SB
Erica Nunn	.374/.444/.565	10 2B, 30 RBI
Astin Donovan	.358/.400/.439	10 SH, 11-14 SB
Lee Ann Spivey	.323/.388/.697	15 HR, 41 RBI
Lauren Evans	.301/.375/.458	9 2B, 27 RBI
Mia Fung	.281/.380/.562	10 2B, 9 HR 29 RBI, 11-15 SB
Monica Santos	.266/.360/.445	11 2B, 30 RBI, 6 SH
Cassidy Boyle	.316/.380/.358	

USF's Top-3 Pitchers (in order of IP)		
Erica Nunn	1.65 ERA, 208.1 IP	214 K, 71 BB
Cheyenne Eggens	2.38 ERA, 82.1 IP	34 K, 27 BB
Susan Wysocki	3.40 ERA, 68 IP	37 K, 35 BB

SC vs. FLORIDA A&M STATISTICAL COMPARISON

Records/Rankings	SC	FAMU
Record	36-21	27-28
Neutral Site Record	6-2	13-14
NCAA RPI	25	223

NCAA Statistics (as of May 15)	SC	FAMU
Batting Average	.296 / 84th	.295 / 89th
Slugging Percentage	.423 / 105th	.427 / 98th
Scoring	4.72 / 112th	4.64 / 119th
Doubles Per Game	1.35 / 89th	1.16 / 163rd
Triples Per Game	0.14 / 152nd	0.27 / 21st
Home Runs Per Game	0.54 / 166th	0.56 / 158th
Stolen Bases Per Game	0.95 / 129th	1.76 / 24th
Earned Run Average	2.92 / 68th	3.75 / 145th
Fielding Percentage	.970 / 34th	.942 / 262nd
Double Plays Per Game	0.40 / 55th	0.15 / 270th

FAMU's Top Hitters	BA/OBP/SLG	Other Stats
Whitney Farris	.383/.435/.400	18-20 SB
Tashayla Irviss	.373/.473/.421	21-23 SB, 9 SH
Jessica Nathan	.370/.418/.614	10 2B, 10 3B, 5 HR 29 RBI, 25-29 SB
Kieifi Myrick	.319/.404/.571	6 HR, 27 RBI 10-11 SB
Alexis Day	.297/.389/.359	8-9 SB
Toni Anderson	.291/.358/.455	4 HR, 27 RBI
Amber Fullwood	.287/.330/.421	8 2B, 5 HR, 30 RBI
Nachelle Watson	.257/.288/.486	6 2B, 3 3B, 4 HR
Kenya Pereira	.250/.341/.375	7 3B
Denise Anderson	.165/.196/.258	

FAMU's Top-2 Pitchers (in order of IP)		
Kenya Pereira	3.50 ERA, 182 IP	135 K, 96 BB
Veronica Burse	4.18 ERA, 127.1 IP	77 K, 73 BB

SINGLE-SEASON CHART MOVEMENTS

- Kaylea Snaer broke the program's single-season doubles record of 21, set by current volunteer assistant Tina Plew in 1995, and surpassed the SEC mark of 23 set by Georgia's Megan Wiggins (2011) and Tennessee's Kelli Fitzgerald (1998).
- Alaynie Page's next homer ties her with Debralee Troesh's 2003 total of 10 in fifth.
- Two RBI for Page ties her for sixth with two others, while four matches her production from last year, which stands fifth in SC history.
- One RBI for Snaer ties her with Page and two others in eighth.
- One sacrifice fly for Page, Snaer or Krystan White would put that person into a tie for seventh with seven others.
- Page's next free pass ties her with four others in 10th.
- The next walk to Kennedy Clark ties her with Page and two others in 14th for a year.
- The next stolen base for Page ties her with two others in 11th, while Alexis Mack is one from tying six in 15th.
- Jessica Elliott's next appearance ties three others in sixth, while two ties her with two in fourth.
- Elliott's next start ties her with two others in eighth, while two starts brings her even with two more in sixth.
- Blue's next save matches her NCAA-leading total from her freshman year of seven, which ranks second in program history.

2016 ACCOLADES AND ACCOMPLISHMENTS FOR ALAYNIE PAGE

- Senior Alaynie Page is the only Gamecock in history with 20 home runs and 25 stolen bases in a career, ending her career with 33 blasts and 52 swipes.
- She tied McKenna Hughes for South Carolina's career home-run record (33) on Sat., April 30, part of her leading the Gamecocks to a 2-1 win over No. 4/4 Alabama.
- She scored both runs, going 2-for-2 with the homer and two walks against the Crimson Tide.
- She reached base at a .550 clip in the first five home games, stealing four bases, posting six RBI and hitting her second homer of the season.
- Her two home runs against No. 12/12 Georgia on Sun., March 20, the third time in her career to post two round-trippers in a game, helped the Gamecocks take the 5-4 win.
- She provided all the offense in the Charleston Southern win, posting the first run with an RBI single while walking, moving to second on a sacrifice, taking third on a wild pitch before scoring the game-winner on a passed ball.
- Page drove in four, including her seventh homer of the year, in the UNCW win.
- Page was selected as one of 30 candidates for the Senior CLASS Award, which stands for Celebrating Loyalty and Achievement for Staying in School®.
- The returning first-team All-American also ranked as 50 players placed on the USA Softball National Player of the Year watch list.

ARD ADVANCING ON ALL FRONTS

- Six times, senior outfielder Ansley Ard produced the game-winning hit: vs. Coastal Carolina, Western Carolina, the first game against Buffalo, in the second Georgia game, vs. Furman and at No. 16/14 Missouri.
- Her grand slam against the Bulls propelled the Gamecocks to the 7-4 win, while she tied game two with an RBI bunt single.
- She hit a walk-off home run against the Bulldogs on Sunday night on the SEC Network, two innings after starting the rally that tied the game with a hit.
- Those moments helped Ard capture the SEC Player of the Week as well as the College Sports Madness Field Player of the Week on March 21-22.
- She had a two-out, two-run triple that provided the edge in the 4-1 win over Furman on April 26.
- Ard also went 2-for-3 with a two-RBI single that led the Gamecocks to a 3-1 win at No. 16/14 Missouri.
- For Ard, however, something bigger was when she learned she had made it into physical therapy school on the same day that she won the game vs. Coastal Carolina, which she started the week of the Tallahassee Regional.
- She's also quite proud of her one-inning appearance in the circle vs. Southern Utah on Feb. 26, picking up the win without allowing a run in her first pitching chance since high school.

CLARK LEADING GAMECOCK NEWCOMERS AT THE PLATE

- Freshman outfielder Kennedy Clark started all but two games during her freshman campaign.
- She ended the year second on the team on-base percentage (.430), doubles (11) and walks (26) while tying for third with four home runs and standing third with 36 RBI.
- Clark tied the program record with two round-trippers in the Ohio win.
- The freshman drove home 10 runners from third with less than two outs in 14 tries while also advancing runners at a .579 clip (70-for-121).

TWO SEC TOURNAMENT CHAMPIONSHIPS ♦ 28 NFCA ALL-AMERICANS ♦ 89 ALL-REGION NODS

- Clark shared SEC Freshman of the Week honors for the week of March 6 with Kentucky's Abbey Cheek after hitting .588 with seven RBI, both team highs, in a 5-0 week.

OTHER NEWCOMER CONTRIBUTIONS FOR SOUTH CAROLINA

- The other four newcomers to the 2016 Gamecocks have all made their presence known.
- Junior Jessica Elliott went 18-10 with a 2.77 ERA in 47 appearances.
- Alexis Mack, a freshman who set Ohio high school's all-time stolen base record, finished second on the team in stolen bases (14), runs scored (35) and batting average (.341).
- Mack moved up runners at a .587 clip, second on the team, hitting mainly in the No. 2 spot in her 40 starts. Her team-best eight sacrifice bunts has helped in this situation.
- Freshman Kenzi Maguire started 45 games at shortstop and led the team with 15 HBPs, second in a single season at South Carolina.
- Mack, Maguire and Clark, hitting 2-3-4 in the lineup, combined to go 15-for-23 in wins over UConn and Kennesaw State, scoring nine runs and driving in eight as a group.
- Finally, Lex Hull is 6-for-31 and has started behind the plate in eight Gamecock wins.

GAMECOCKS OFF THE DIAMOND

- The 2015 Gamecocks posted the team's best GPA at 3.442.
- Thirteen Gamecocks garnered NFCA Scholar-Athlete honors in 2014-15, the most in the past five seasons.
- Victoria Williams became the 16th Gamecock selection to CoSIDA's Academic All-District team with her pick last year.
- Off the 2015 roster with 22 students, 19 Gamecocks earned SEC Academic Honor Roll nods last year.
- Sophomore Jordyn Augustus is one of 15 South Carolina students on the Columbia campus selected to participate in the Carolina Leadership Initiative for this academic year.
- Many Gamecocks have been on mission trips during their summers, including Augustus, Effie Manahan and Macey Webb.
- Gamecock signees Mackenzie Boesel, Cayla Drotar and Alexis Lindsey, during their official visit this fall, joined the team and community helping Columbia recover from the historic floods that devastated the Midlands in early October.
- The softball team has won the department's Community Outreach Team of the Year twice under Bev Smith in 2011 and 2013.

GAMECOCKS HAVE MEMORABLE WEEKEND IN SERIES WIN AT ARKANSAS

- Both of South Carolina's wins at Arkansas came with notes galore.
- Friday night's 14-0 win in five innings marked the largest margin of victory for the Gamecocks in SEC play and the most runs scored in an SEC game by South Carolina.
- The Gamecocks tallied 19 hits, also a high mark in SEC play.
- Eleven different Gamecocks had hits, including all nine of the starters.
- On Saturday, the Gamecocks rebounded from a 5-1 deficit to take a 7-5 win, scoring five runs in the seventh to complete the comeback.
- That's the first win for SC when entering the seventh trailing since March 30, 2014, when the Gamecocks came back to down Mississippi on Sunday 7-6 with a pair of bases-loaded walks.
- Sophomore Krystan White drove in the game-winning run with her first career triple.
- The Gamecocks won their fifth-consecutive series against the Razorbacks, including their third straight at Bogle Park.
- The series win also stretches a streak of gaining at least one road SEC series win to four years.

WHITE HITS HER WAY INTO LINEUP

- Sophomore Krystan White has hit her way into the lineup this spring, starting with a career-best day against Winthrop, going 3-for-4 with a homer and five RBI against the Eagles.
- She ended up drawing 46 starts and played all four spots in the infield.
- She drove in 15 runners from third with less than two outs in 21 tries.
- She tied her career high with a 3-for-4 Saturday against Troy while adding three RBI in the series finale.
- Her first career triple capped the seventh-inning comeback in the Saturday win at Arkansas.

OFFENSIVE RECORDS FALLING REGULARLY FOR GAMECOCKS UNDER SMITH

- In head coach Beverly Smith's first six years, the Gamecocks have broken team offensive records 25 times (tracked on page 15 in these notes); already adding to the total this year.

SC vs. FLORIDA STATE STATISTICAL COMPARISON

Records/Rankings	SC	FSU
Record	36-21	48-8
Away/Home Record	7-10	23-4
National Ranking	N/A	17/15
NCAA RPI	25	6

NCAA Statistics (as of May 15)	SC	FSU
Batting Average	.296 / 84th	.332 / 12th
Slugging Percentage	.423 / 105th	.517 / 17th
Scoring	4.72 / 112th	7.55 / 5th
Doubles Per Game	1.35 / 89th	1.34 / 93rd
Triples Per Game	0.14 / 152nd	0.18 / 93rd
Home Runs Per Game	0.54 / 166th	1.00 / 42nd
Stolen Bases Per Game	0.95 / 129th	2.48 / 5th
Earned Run Average	2.92 / 68th	2.33 / 25th
Fielding Percentage	.970 / 34th	.966 / 73rd
Double Plays Per Game	0.40 / 55th	0.41 / 44th

FSU's Top Hitters	BA/OBP/SLG	Other Stats
Alex Powers	.395/.485/.713	11 2B, 14 HR, 56 RBI 31 BB, 17-18 SB
Ellie Cooper	.386/.474/.595	5 3B, 47 RBI, 10 SH
Jessica Warren	.374/.481/.736	17 HR, 70 RBI 21 HBP, 9-10 SB
Morgan Klaevemann	.366/.523/.386	44 BB, 46-50 SB
Sydney Broderick	.345/.462/.486	9 2B, 45 RBI
Carsyn Gordon	.339/.442/.528	10 2B, 10-12 SB
Zoe Casas	.299/.360/.494	13 2B, 5 HR 43 RBI, 6 SF, 5 SH
Cali Harrod	.261/.378/.420	9 2B, 23-24 SB
Alex Kossoff	.268/.307/.268	
Victoria East	.243/.368/.371	10-11 SB

FSU's Top-2 Pitchers (in order of IP)		
Meghan King	2.27 ERA, 172.2 IP	113 K, 37 BB
Jessica Burroughs	2.04 ERA, 168 IP	203 K, 54 BB

19 NCAA TOURNAMENT BIDS ♦ EIGHT WOMEN'S COLLEGE WORLD SERIES APPEARANCES

'16 GAMECOCKS IN SOUTH CAROLINA'S SINGLE-SEASON TOP 15 LISTS

OFFENSIVE CATEGORY	Stat	Rank
Batting Average		
Kaylea Snaer	.374	11th
Doubles		
Kaylea Snaer	27	1st
Doubles Per Game (Min. 11)		
Kaylea Snaer	0.44	1st
Home Runs		
Alaynie Page	9	T-6th
Home Runs Per Game (Min. 8)		
Alaynie Page	0.15	9th
Slugging Percentage		
Kaylea Snaer	.621	8th
RBI		
Alaynie Page	41	T-8th
Kaylea Snaer	41	T-8th
RBI Per Game (Min. 30)		
Alaynie Page	0.67	T-12th
Kaylea Snaer	0.67	T-12th
Walks		
Alaynie Page	28	T-10th
Walks Per Game (Min. 20)		
Alaynie Page	0.46	T-14th
Hit By Pitches		
Kenzi Maguire	15	2nd
Jordan Bizzell	14	3rd
Kennedy Clark	12	T-4th
Victoria Williams	12	T-4th
Taylor Williams	8	T-9th
Sacrifice Flies		
Alaynie Page	3	T-13th
Kaylea Snaer	3	T-13th
Krystan White	3	T-13th
Victoria Williams	3	T-13th
Stolen Bases		
Alaynie Page	17	T-11th
Stolen Bases Per Game (Min. 15)		
Alaynie Page	0.28	13th
Stolen Base Percentage (Min. 15 SBA)		
Alaynie Page	.895 (17-19)	14th
PITCHING CATEGORY	Stat	Rank
Innings Pitched		
Nickie Blue	211.0	14th
Appearances		
Nickie Blue	51	T-2nd
Jessica Elliott	47	T-4th
Games Started		
Jessica Elliott	36	T-8th
Relief Appearances		
Nickie Blue	26	2nd
Saves		
Nickie Blue	6	T-3rd
Wild Pitches		
Jessica Elliott	13	T-8th
Nickie Blue	10	T-14th
Hayley Copeland	10	T-14th
Hit Batters		
Jessica Elliott	27	1st
Nickie Blue	11	T-14th
DEFENSIVE CATEGORY	Stat	Rank
Fielding Percentage (1B)		
Kaylea Snaer	.995	4th
Assists Per Game (2B)		
Krystan White	2.00 (27g)	T-3rd
Assists Per Game (SS)		
Kenzi Maguire	2.04 (48g)	4th
Fielding Percentage (SS)		
Kenzi Maguire	.965 (48g)	3rd
Putouts (OF)		
Alaynie Page	89	5th
Assists (OF)		
Kennedy Clark	6	T-8th
Fielding Percentage (OF)		
Kennedy Clark	1.000	T-1st
Assists (P)		
Nickie Blue	65	2nd
Fielding Percentage (P)		
Nickie Blue	1.000	T-1st

- This year, the Gamecocks have been hit 81 times, already tops in SC history.
- South Carolina snapped four more team offensive records in 2015: home runs (60), HR per game (1.00), on-base percentage (.391) and slugging percentage (.473).
- Smith's teams have set the home run and slugging percentage records in four-straight seasons and the on-base percentage mark in each of the last three.
- While not a record, the Gamecocks have hit .291 over the past four seasons, 75 points higher than the year before Smith came to Columbia.

GAMECOCK PITCHING MAKING STRIDES

- Beverly Smith's pupils in the circle have improved greatly in her first five seasons.
- Gamecock pitching has improved its strikeout-to-walk ratio in each of the past three seasons.
- Junior Nickie Blue, who led the nation in saves as a freshman, posted over 200 innings in the circle and an ERA under 2.00 in 2015, one of two in the SEC to post such numbers (Lauren Haeger of Florida the other).
- Blue's 165 strikeouts last season rank 14th in Gamecock history.
- Graduate Julie Sarraut put her name in the career top 10 for pitchers in eight major categories, including a tie for third in appearances (142).

ROSTER NOTES

- Seven position player starters return for the Gamecocks from last year's squad.
- SC lost four seniors who combined to start 143 games, including every start at catcher and 57 of 60 starts in centerfield.
- Every major offensive category leader from 2015 returns for the Gamecocks, 14 of those by Alaynie Page.
- The Gamecocks return over 70 percent of its offense in most categories, from 79.9 percent of their walks to 71.7 percent of the home runs.
- The highest percentage lost in any offensive category is triples at 37.5, with five of those by Kristen Struett.
- Forty of the Gamecocks' 41 stolen bases return.
- In the circle, 53.1 percent of the innings return, most by staff ace Nickie Blue.
- Blue also brings back 61.4 percent of the team's strikeouts.
- Five newcomers join the squad, led by NJCAA Pitcher of the Year Jessica Elliott.
- The team is dominated by South Carolina natives, with 25 percent of the roster (five players) hailing from the Palmetto State. California is second with four players.
- The Gamecocks hail from 11 states this year, with the newcomers coming from California, Florida, Kentucky and Ohio.
- Nickie Blue and Hayley Copeland are the first Gamecock duo who are both over six-feet tall.
- While both Williams' and juniors by class, Taylor and Victoria are not sisters.

SOUTH CAROLINA BATTING AROUND IN 2016

- On 12 occasions, the Gamecocks sent nine or more batters to the plate.
- Three of those came in one game, a 21-4 (5) victory over Southern Utah (2/26).

Date	Opponent	Inn.	Batters	Runs
2/17	North Carolina	4	10	6
2/19	UNCG	5	9	7
2/21	Winthrop	1	9	6
2/26	Southern Utah	1	12	7
2/26	Southern Utah	2	11	5
2/26	Southern Utah	3	13	8
3/16	Buffalo-1	6	12	6
3/30	Charlotte	4	16	10
4/3	Troy	3	10	6
4/5	UNCW	4	9	4
4/8	Arkansas	4	10	4
4/8	Arkansas	5	13	7

GAMECOCKS VS. RANKED OPPONENTS

- South Carolina is 113-273-1 (.293) against opponents ranked in the NFCA top 25 since 1995.
- Broken down by site, the Gamecocks are 50-88 (.362) at home, 20-125 (.138) on the road and 43-60-1 (.418) in neutral-site outings.
- This year, the Gamecocks went 7-18 against foes ranked at game time, including winning the series at home against No. 12/12 Georgia.
- Last season, SC went 6-16 against foes ranked by the NFCA at game time, including two wins over both No. 9 Tennessee and No. 14 Kentucky.
- The South Carolina series win over Tennessee was the Gamecocks' first series win over a top-10 foe since 2009 (No. 4 Alabama).

SOUTH CAROLINA STAFF HAS TOP CREDENTIALS

- Gamecock head coach Beverly Smith has been a part of 11 NCAA Tournament teams as a coach (eight at UNC, three at South Carolina).
- Associate head coach Lisa Navas has been to five NCAA Tournaments as an assistant coach (three at SC, one each at UNC and Missouri) and eight as a head coach (six Division II at Barry, two at NC State). Her 1998 Barry squad played in the national championship game.
- Assistant coach Calvin Beamon has three titles to his credit as a player, the biggest a College World Series title at Texas during 2005.
- He also won the NJCAA Division I title in 2003 at the College of Southern Nevada and a high school state championship at Smoky Hill High School in Cherry Creek, Colo.
- Volunteer assistant Tina Plew Whitlock played on the last Gamecock team to make the Women's College World Series and has coached teams to the NCAA Tournament at the Division II level.

INTENTIONALLY AVOIDING FACING HITTERS

- Below is the top-10 listing of Gamecock intentional walk tallies in the SEC era.

Career			
Rank	Person	Year	IBB
1.	Joyce McMillin	1998-2001	9
2.	Kaylea Snaer	2014-	7
	Alaynie Page	2013-16	7
	Kim Pietro	1997-99	7
5.	Laura Mendes	2008-11	5
	Megan Donohoo	1998-2001	5
7.	Sarah Mooney	2014-15	4
	Ashley Smith	2003-06	4
	Adrienne Genovese	1998-2001	4
10.	Four tied at		3
Single Season			
Rank	Person	Year	IBB
1.	Kim Pietro	1999	7
2.	Alaynie Page	2015	5

CAREER START BY POSITION MATRIX (EXCLUDING PITCHERS)

	C	1B	2B	3B	SS	LF	CF	RF	DP
Ard	-	-	-	-	-	17	56	43	12
Bizzell	47	-	-	39	-	-	-	-	12
Clark	-	-	-	-	-	-	10	49	-
Duffy	-	-	-	-	-	-	1	9	8
Hull	14	-	-	-	-	-	-	-	-
Mack	-	-	19	-	-	-	-	-	21
Maguire	-	-	-	-	44	-	-	-	-
Masters	-	-	75	37	-	-	-	-	-
Page	-	-	-	-	-	214	5	-	-
Snaer	-	167	-	-	-	-	-	-	1
Watts	-	-	-	43	22	-	-	-	-
White	-	-	27	2	54	-	-	-	1
T. Williams	-	-	-	53	-	5	-	-	3
V. Williams	-	9	-	9	-	-	-	24	89

CAREER START BY BATTING ORDER MATRIX

	1	2	3	4	5	6	7	8	9
Ard	3	12	-	-	10	18	8	4	72
Bizzell	-	19	2	-	9	9	13	44	3
Blue	-	-	-	-	-	-	-	1	-
Clark	3	13	34	6	3	-	-	-	-
Duffy	-	4	-	-	-	4	2	2	7
Hull	-	-	-	-	-	-	4	10	-
Mack	5	30	-	-	-	2	-	1	2
Maguire	3	9	6	-	2	12	12	1	-
Masters	-	29	8	-	30	22	16	2	5
Page	109	80	4	2	-	2	3	13	6
Snaer	-	-	39	91	26	6	6	-	-
Watts	-	-	-	-	-	-	11	22	31
White	-	1	-	9	26	8	1	23	14
T. Williams	-	-	-	1	2	14	35	7	2
V. Williams	-	-	48	27	26	20	9	1	-

SC IN THE NCAA STATS (as of May 15)

OFFENSIVE CATEGORY	Stat	Rank
Batting Average	.296	84th
Slugging Percentage	.423	105th
Scoring	4.72	112th
Doubles Per Game	1.35	89th
Triples Per Game	0.14	152nd
Home Runs Per Game	0.54	166th
Stolen Bases Per Game	0.95	129th
PITCHING CATEGORY	Stat	Rank
Earned Run Average	2.92	68th
FIELDING CATEGORY	Stat	Rank
Fielding Percentage	.970	34th
Double Plays Per Game	0.40	55th
OFFENSIVE CATEGORY	Stat	Rank
Slugging Percentage		
Kaylea Snaer	.625	192nd
Doubles Per Game		
Kaylea Snaer	0.42	1st
Hit by Pitch Per Game		
Kenzi Maguire	0.32	23rd
Jordan Bizzell	0.26	51st
Victoria Williams	0.23	80th
Kennedy Clark	0.22	94th
Sacrifice Flies		
Alaynie Page	3	114th
Kaylea Snaer	3	114th
Krystan White	3	114th
PITCHING CATEGORY	Stat	Rank
Earned Run Average		
Nickie Blue	2.53	135th
Saves		
Nickie Blue	6	7th
Strikeouts		
Nickie Blue	120	149th
Hits Allowed per 7 Innings		
Nickie Blue	5.79	87th
Jessica Elliott	6.34	141st

GAMECOCKS' LAST AT-BAT GAME-WINNING HITS

Krystan White (2B)	vs. Southern Utah (2/27)
Kennedy Clark (1B)	vs. Michigan State (3/5)
Kaylea Snaer (1B) in 10th	vs. UConn (3/5)
Jordan Bizzell (1B) in 8th	vs. SIUE (3/8)
Ansley Ard (GS HR)	vs. Buffalo-1 (3/16)
Ansley Ard (HR)	vs. Georgia (3/20)
Kaylea Snaer (HR) in 8th	vs. Georgia (3/21)
Krystan White (3B)	at Arkansas (4/9)
Taylor Williams (HR) in 8th	vs. Missouri (5/11)

3.	Kaylea Snaer	2015	3
	Kaylea Snaer	2014	3
	Sarah Mooney	2014	3
	Ashlyn Masters	2014	3
	McKenna Hughes	2007	3
	Ashley Smith	2004	3
	Joyce McMillin	2001	3
	Joyce McMillin	1999	3

SOUTH CAROLINA HAS PERFORMED WELL IN SEC TOURNAMENT PLAY

- For the 14th year and fourth in a row under Beverly Smith, South Carolina earned a spot in the SEC Tournament field.
- The Gamecocks are 17-18 all-time in the event, winning the title in 1997 and 2000.
- Since the event shifted to a single-elimination setup, SC has gone 2-4, winning opening-round games in 2013 (at No. 18 Kentucky) and 2015 (vs. No. 22 Texas A&M).

PAGE SOARED IN 2015

- Last season, left fielder Alaynie Page became the first Gamecock under head coach Beverly Smith to earn NFCA All-America accolades, garnering a spot on the first team.
- Page also gained first-team All-SEC honors from the coaches, the second under Smith (Lauren Lackey, 2012).
- First-team All-SEC honorees Page and Auburn's Emily Carosone finished 2015 in the top 40 in the country in batting average, on-base percentage and slugging percentage.
- Page led the team in 12 offensive categories, including batting average (.446), slugging percentage (.826), runs (58), hits (82), doubles (11), triples (7), home runs (15) and RBI (45).
- The Gamecocks' leadoff hitter reached base 61.5 percent of the time she's led off an inning.
- Only on three occasions did she not reach base safely in a game (Western Carolina 2/26, No. 21/20 Missouri 3/9, at No. 14/16 Kentucky-1 4/18).
- Page moved runners up at a team-best 60.8 percentage in 79 opportunities.

SOME OF LAST YEAR'S MILESTONES IN SEC PLAY

- For the second-consecutive year, South Carolina won at least half of its SEC three-game series, marking the seventh time it's happened since the advent of the three-game series in 2001 (2001-03, '05, '07, '14).
- The five series wins in 2015 was last done in 2005, when the team took six of eight three-game sets.
- That included series wins over No. 9 Tennessee and No. 14 Kentucky.
- The victories at Kentucky marked the first SEC series victory for the Gamecocks on the road at a ranked team.
- South Carolina won its final four series, including two road series triumphs at Kentucky and Mississippi.

AWARDS POURED IN FOR 2015 GAMECOCKS

- Alaynie Page became South Carolina's first NFCA All-American in 16 years when she earned a first-team nod.
- She also garnered first-team All-SEC honors, while Tiara Duffy gained a spot on the SEC All-Freshman Team in the utility spot.
- Page ranked as the only Gamecock on the NFCA All-Southeast Region team.
- Macey Webb gained a spot on the 2015 SEC Softball Community Service Team.
- Nickie Blue claimed the SEC Pitcher of the Week honor on March 16, 2015.

THIS IS HOW TOUGH 2015 WAS (ESPECIALLY IN THE SEC)

- The Gamecocks played 30 games against teams who made the 2015 NCAA Tournament, with SC going 13-17 in those games.
- The Gamecocks went 22-19 against teams with RPI marks in the top 100, including five wins over top-25 squads (Cal at 20, two vs. Tennessee at 9, two at Kentucky at 25).
- A total of 41 of the Gamecocks' scheduled games came against teams that finished in the top 100 of the NCAA's Ratings Percentage Index last year. Of those, 26 were against RPI top-50 teams.
- South Carolina faced regular-season champs from the SEC (Florida), ACC (Florida State), American (UCF), Conference USA (Western Kentucky), Atlantic Sun (USC Upstate) and Big South (Longwood) as well as the tourney champs of the Sun Belt (South Alabama).

GAMECOCKS VS. RANKED OPPONENTS (TOP 5 ON THE ROAD)

- South Carolina is 2-27 against top-five opposition on the road, with one win being the 3-2 victory at No. 3/3 Arizona State on Feb. 27, 2014.

GAMECOCKS IN SOUTH CAROLINA'S CAREER TOP-20 STOLEN BASE LISTS

CATEGORY	Stat	Rank
Stolen Bases		
Alaynie Page	52	5th
Ansley Ard	30	12th
Stolen Bases Per Game (Min. 20 SB)		
Alaynie Page	0.22	5th
Ansley Ard	0.16	11th
Stolen Base Percentage (Min. 25 SBA)		
Alaynie Page	.897 (52-58)	6th
Ansley Ard	.789 (30-38)	19th

ALUM CODEE YESKE TRYING TO MAKE USWNT IN BASEBALL

- Former Gamecock infielder Codee Yeske (2012-14) is among 36 invitees to the 2015 USA Baseball Women's National Team Trials, set for May 22-24, 2015.
- Also on the invite list is former volunteer assistant Laura Trout.

GAMECOCKS TAKE MOMENTUM INTO POSTSEASON WITH SERIES WIN OVER MISSISSIPPI STATE

- The three home runs in Sunday's win all came in the third inning, the first time under Beverly Smith that the Gamecocks had three round-trippers in the same frame.

SOUTH CAROLINA TAKES ADVANTAGE OF ENDING SCHEDULE

- South Carolina also defeated No. 9/15 Tennessee in two of three games, the first series triumph over a top-10 ranked foe under Beverly Smith.
- The series wins over four-straight foes matches the 2002 group's victories over Tennessee, Auburn, Georgia and Kentucky in consecutive series.
- The wins at Kentucky and Mississippi matches the 2013's squad, which won its final two road series at Auburn and at Mississippi State.

GAMECOCKS WIN PAIR AT OLE MISS

- The Gamecocks last scored 10 runs twice against an SEC opponent in a year against Kentucky in a doubleheader sweep in Lexington on April 3, 2005.
- It's only the third time in history the Gamecocks have scored 10 twice against an SEC opponent in a year, the first coming vs. Kentucky in 1997.

SUSPENDED GAME NOTE IN SEC PLAY

- Friday's game was suspended in the second inning due to lightning and rain, the second-straight year for that to happen at home in SEC play.
- The April 19, 2014 game vs. LSU also was halted on Friday in the fourth and completed Saturday.

GAMECOCKS TAKES SERIES WIN VS. TENNESSEE

- South Carolina took two-of-three games from No. 9/15 Tennessee over March 13-15, the first series win over a top-10 SEC team for Gamecock head coach Beverly Smith.
- Nickie Blue garnered SEC Pitcher of the Week accolades after her two wins over the Lady Vols, shutting out the high-powered UT offense in Friday's triumph.
- The Gamecocks run-ruled Tennessee on Friday night, the first time UT had lost a shortened game since the 2010 NCAA Women's College World Series.
- Friday's win ended South Carolina's 28-game losing streak to Tennessee that dated back to 2003.

FIRST TRIP TO THE NUTTER CLASSIC FOR SC A SUCCESS

- The Gamecocks went 3-2 in the trip to the Palm Springs area, picking up two wins over Pac-12 foes in consecutive games.
- South Carolina downed Stanford 6-2 and No. 21/20 California 3-1 in the event, marking the first time the Gamecocks had two wins over a Pac-12 team in the same season since 2007 (W's over Oregon in 2007 Columbia Regional).
- When was the last time SC beat two different members of the current Pac-12 in a year? 1996 (W 2-1 vs. Utah, W 1-0 vs. No. 1 Arizona).
- Never before had South Carolina beaten two different Pac-12 teams in the same weekend.
- Overall, Sarratt and Blue combined for a 2.06 ERA, the sixth-best mark in the 35-team event.
- For the second-straight year, Gamecock head coach Beverly Smith challenged her team with a trip over the continental divide that included games against two ranked foes.
- This year, as part of the Mary Nutter Collegiate Classic in Cathedral City, Calif., the Gamecocks took on No. 9/8 Florida State and No. 21/20 California.
- Last season, South Carolina faced No. 3 Arizona State and No. 19 Minnesota in Tempe, Ariz.

GAMECOCKS PICKED TO FINISH 10TH IN SEC PRESEASON POLL

- In a poll of the SEC coaches, South Carolina was picked to finish 10th in 2015.
- Last season, the Gamecocks finished in a tie for eighth, three spots better than what the league's coaches predicted in the preseason.
- Of note, all nine teams picked ahead of SC appeared in both preseason national rankings.
- Defending national champion Florida was the coaches' selection to take the 2015 league crown.
- The past two years, the SEC has sent 11 teams into the NCAA Tournament, with two of the last three NCAA champions hailing from the league.

GAMECOCKS KNOW A LOT ABOUT THE BIG SOUTH

- Coastal Carolina will be the sixth Big South foe on the Gamecocks' schedule this season, matching last year's tally of foes from the league.
- This season, South Carolina owns a 6-0 record against Big South members, bringing the lifetime

SC IN THE SEC STATS (as of May 8)

SEC Games Only

OFFENSIVE CATEGORY	Stat	Rank
Batting Average	.242	10th
Slugging Percentage	.328	11th
On-Base Percentage	.329	11th
Runs Scored	63	11th
Hits	147	10th
RBI	53	11th
Doubles	17	10th
Triples	1	T-10th
Home Runs	11	11th
Total Bases	199	10th
Walks	57	12th
Hit by Pitches	24	2nd
Sacrifice Bunts	10	T-6th
Sacrifice Flies	6	T-4th
Stolen Bases	17	8th
PITCHING CATEGORY	Stat	Rank
Earned Run Average	3.73	8th
Opposing Batting Average	.280	9th
Strikeouts	69	T-12th
FIELDING CATEGORY	Stat	Rank
Fielding Percentage	.960	11th
Chances	694	4th
Fielding Double Plays	13	2nd

SC PLAYERS IN SEC STATS

OFFENSIVE CATEGORY	Stat	Rank
Doubles		
Kaylea Snaer	5	T-10th
Total Bases		
Kaylea Snaer	40	T-14th
Hit by Pitch		
Victoria Williams	5	T-6th
Kenzi Maguire	5	T-6th
Kennedy Clark	4	T-10th
Sacrifice Bunts		
Alexis Mack	5	T-2nd
Sacrifice Flies		
Kaylea Snaer	2	T-5th
Stolen Bases		
Alaynie Page	5	T-11th
PITCHING CATEGORY	Stat	Rank
Innings Pitched		
Nickie Blue	84.2	7th
Jessica Elliott	66.2	T-12th
Wins		
Nickie Blue	6	T-10th
FIELDING CATEGORY	Stat	Rank
Putouts		
Kaylea Snaer	167	T-4th
Assists		
Kenzi Maguire	56	T-5th
Fielding Double Plays		
Kaylea Snaer	12	2nd

19 NCAA TOURNAMENT BIDS ♦ EIGHT WOMEN'S COLLEGE WORLD SERIES APPEARANCES

GAMECOCKS IN SOUTH CAROLINA'S CAREER TOP-20 BATTING LISTS

HITTING CATEGORY	Stat	Rank
Batting Average (Min. 250 AB)		
Ansley Ard	.324	10th
Alaynie Page	.321	11th
Kaylea Snaer	.315	13th
On-Base Percentage (Min. 250 PA)		
Alaynie Page	.426	5th
Jordan Bizzell	.420	6th
Kaylea Snaer	.413	8th
Victoria Williams	.408	9th
Ansley Ard	.371	16th
Lauren Masters	.366	T-18th
Runs		
Alaynie Page	176	5th
Runs Per Game (Min. 60 Runs)		
Alaynie Page	0.76	3rd
Jordan Bizzell	0.50	15th
Ansley Ard	0.45	19th
Hits		
Alaynie Page	220	9th
Hits Per Game (Min. 100 Hits)		
Alaynie Page	0.95	11th
Kaylea Snaer	0.89	16th
Doubles		
Kaylea Snaer	43	6th
Alaynie Page	36	T-12th
Doubles Per Game (Min. 20 Doubles)		
Kaylea Snaer	0.25	1st
Victoria Williams	0.16	T-17th
Alaynie Page	0.16	T-17th
Triples		
Alaynie Page	12	T-5th
Triples Per Game (Min. 7 Triples)		
Alaynie Page	0.05	7th
Home Runs		
Alaynie Page	33	T-1st
Kaylea Snaer	21	T-4th
Taylor Williams	12	T-16th
Home Runs Per Game (Min. 8 Home Runs)		
Alaynie Page	0.14	3rd
Kaylea Snaer	0.12	4th
Taylor Williams	0.11	5th
Victoria Williams	0.07	20th
Total Bases		
Alaynie Page	379	5th
Kaylea Snaer	262	14th
Slugging Percentage (Min. 250 AB)		
Alaynie Page	.552	4th
Kaylea Snaer	.544	6th
Victoria Williams	.443	T-16th
Ansley Ard	.438	T-18th
RBI		
Alaynie Page	134	4th
Kaylea Snaer	112	T-9th
RBI Per Game (Min. 60 RBI)		
Kaylea Snaer	0.66	2nd
Alaynie Page	0.58	5th
Victoria Williams	0.51	10th
Walks		
Alaynie Page	106	2nd
Kaylea Snaer	83	5th
Victoria Williams	52	T-17th
Walks Per Game (Min. 40 BB)		
Kaylea Snaer	0.49	1st
Alaynie Page	0.46	4th
Victoria Williams	0.34	9th
Jordan Bizzell	0.34	10th
Lauren Masters	0.33	12th
Hit by Pitches		
Jordan Bizzell	30	2nd
Alaynie Page	23	3rd
Victoria Williams	21	4th
Kenzi Maguire	15	9th
Lauren Masters	14	T-10th
Taylor Williams	13	T-12th
Kennedy Clark	12	T-14th
Sacrifice Flies		
Kaylea Snaer	8	T-5th
Alaynie Page	5	T-13th
Krystan White	5	T-13th

WHERE THEY GO NEXT ON CAREER CHARTS

- One blast for Taylor Williams brings her even with former teammate Olivia Lawrence (2012-15) in 15th, while two homers for Victoria Williams ties her for 20th with five others, including teammate Taylor, who tallied 12.
- One walk for Victoria Williams ties her with Sonya Smith (1983-85) in 16th. Lauren Masters is two walks from joining the quartet that includes Williams in 17th.
- Victoria Williams needs two HBPs to join former teammate Alaynie Page (2013-16) in third.
- One more HBP joins Kenzi Maguire with former grad assistant manager Samie Garcia (2011-13) in eighth, while Taylor Williams is one in back of former teammates Lauren Masters (2013-16) and Kristen Struett (2012-15) in 10th.
- Kennedy Clark is one HBP in back of Williams and Evan Childs, who rank 12th.
- Taylor Williams needs one HBP to join Masters, Maguire and two others in ninth, while Kennedy Clark is one from tying Evan Childs (2009-12) and T. Williams in 11th.
- Snaer's next sacrifice fly joins her with Sondra Hall (1997-2000) in fourth, while Victoria Williams and Krystan White are one in back of Laura Mendes (2008-11), who ranks 12th.
- Nickie Blue needs 3.1 innings to tie former teammate Julie Sarratt (2011-15) in seventh.
- Blue is one win away from tying Koenig for seventh on the victories list.
- Her next solo shutout ties Blue with Sky Brown (1995-98) in 10th.
- Blue is 10 strikeouts shy of tying Melissa Hendon (2007-08) in sixth.
- One save ties Blue for the school record of 18, held by Aleca Johnson (2002-05).

GAMECOCKS IN SOUTH CAROLINA'S CAREER TOP-15 PITCHING LISTS

PITCHING CATEGORY	Stat	Rank	PITCHING CATEGORY	Stat	Rank
Innings Pitched			Strikeouts		
Nickie Blue	588.0	8th	Nickie Blue	412	7th
Earned Run Average (Min. 250 IP)			Strikeouts Per 7 Innings Pitched (Min. 250 IP)		
Nickie Blue	2.44	15th	Nickie Blue	4.90	11th
Wins			Hits Per 7 Innings Pitched (Min. 250 IP)		
Nickie Blue	57	8th	Nickie Blue	6.11	14th
Winning Percentage			Relief Appearances		
Nickie Blue	.640 (57-32)	12th	Nickie Blue	62	2nd
Appearances			Saves		
Nickie Blue	137	5th	Nickie Blue	17	2nd
Games Started			Wild Pitches		
Nickie Blue	75	10th	Nickie Blue	35	1st
Complete Games			Hit Batters		
Nickie Blue	41	11th	Nickie Blue	37	T-3rd
Shutouts			Jessica Elliott	27	8th
Nickie Blue	12	T-11th			

2016 Win-Loss Summary

Total	38-23
Conference	7-17
Non-Conference	28-3
Postseason	3-3
Home	23-9
Away	7-12
Neutral	8-2
vs. Ranked Opponents (NFCA)	7-18
vs. RPI Top 50 (current)	11-20
vs. RPI Top 100 (current)	20-22
vs. 2015 NCAA Tournament teams	9-19
on TV	7-3
on SEC Network +	21-15
vs. South Carolina teams	5-0
February	13-2
March	12-7
April	9-8
May	4-6
Day	25-15
Night	13-8
vs Left	10-6
vs Right	28-17
1-Run games	9-3
2-Run games	9-5
5+ Run games	15-6
Extra inns	4-0
Shutouts	12-7
Scoring 0-2 runs	7-18
Scoring 3-5 runs	8-5
Scoring 6-9 runs	16-0
Scoring 10+ runs	7-0
Opponent 0-2 runs	26-4
Opponent 3-5 runs	10-12
Opponent 6-9 runs	2-4
Opponent 10+ runs	0-3
Scored in 1st inning	22-4
Opp. scored in 1st inning	6-9
Scores first	26-6
Opp. scores first	12-17
After 4 leading	31-3
After 4 trailing	4-19
After 4 tied	3-1
After 5 leading	24-3
After 5 trailing	3-15
After 5 tied	5-1
After 6 leading	21-1
After 6 trailing	2-18
After 6 tied	5-0
Hit 0 home runs	19-22
Hit 1 home run	12-0
Hit 2+ home runs	7-1
Opponent 0 home runs	32-13
Opponent 1 home run	5-6
Opponent 2+ home runs	1-4
Made 0 errors	20-7
Made 1 error	15-8
Made 2+ errors	3-8
Opp. made 0 errors	12-9
Opp. made 1 error	12-11
Opp. made 2+ errors	14-3
Out-hit opponent	33-6
Out-hit by opponent	3-16
Hits are tied	2-1
Largest margin of victory	17 (vs. Southern Utah, 2/26)
Biggest deficit overcome	4, (2x, last vs. Missouri [4-0] 5/11)
Shortest game	L at LSU (4/23), 1:30
Longest game	W vs. UConn (3/5), 3:01

NATIONAL RANKINGS - WEEK 14

USA TODAY/NFCA

Rk	Team	Points	Record	Pre.
1	Florida(30)	798	53-5	1
2	Michigan	758	46-6	2
3	Oklahoma	703	47-7	5
4	Oregon	687	44-8	3
5	Auburn (2)	670	49-9	8
6	Alabama	644	46-12	4
7	Florida State	622	47-8	6
8	James Madison	589	46-4	7
9	Louisiana-Lafayette	527	43-7	9
10	LSU	500	45-15	12
11	Tennessee	478	41-14	10
12	Washington	451	36-13	13
13	Kentucky	439	43-12	11
14	UCLA	389	35-13-1	14
15	Georgia	322	40-17	15
16	Texas A&M	307	37-18	16
17	Missouri	283	39-14	17
18	Arizona	238	36-19	18
19	Minnesota	209	41-12	23
20	Fresno State	189	41-10-1	19
21	Baylor	178	43-12	21
22	Florida Atlantic	157	50-7	22
23	Notre Dame	143	41-11	20
24	USF	69	44-14	24
25	Utah	25	32-19	RV

RV: UCF (13), Cal State Fullerton (7), Oregon State (2), Texas (2), Tulsa (1).

ESPN.COM/USA SOFTBALL

Rk	Team	Record	Points	Pre.
1.	Florida (18)	53-5	498	1
2.	Michigan	46-5	474	2
3.	Oklahoma (1)	47-7	438	T4
4.	Oregon	44-8	436	3
5.	Auburn (1)	49-9	429	8
6.	Alabama	46-12	404	T4
7.	Florida State	47-8	385	6
8.	James Madison	46-4	365	7
9.	Louisiana-Lafayette	43-7	322	10
10.	Tennessee	41-4	314	9
11.	Kentucky	43-12	294	11
12.	LSU	45-15	288	13
13.	UCLA	35-13-1	267	12
14.	Washington	36-13	255	14
15.	Minnesota	41-12	187	19
16.	Missouri	39-13	180	15
17.	Baylor	43-12	170	16
18.	Fresno State	41-10-1	154	17
19.	Georgia	40-17	137	18
20.	Texas A&M	37-18	133	20
21.	Florida Atlantic	50-7	115	22
22.	Arizona	36-19	92	21
23.	Notre Dame	41-11	72	23
24.	USF	44-14	40	24
25.	Texas	37-14	15	25

RV: Mississippi (13), Utah (8), Ohio State (5), USC Upstate (3), Cal State Fullerton (3), North Dakota State (3), UCF (1)

Note: SC opponents in *italics*

MISCELLANEOUS BATTING STATS

HITTING STREAKS

	LONG	'16	CURRENT	CAREER	LONG
Alaynie Page	13	1			14
Alexis Mack	10	-			10
Kennedy Clark	9	-			9
Kaylea Snaer	8	3			9
Victoria Williams	7	-			7
Krystan White	7	2			7
Kenzi Maguire	6	1			6
Kamryn Watts	5	2			5
Ansley Ard	5	-			6
Taylor Williams	5	-			5
Jordan Bizzell	4	-			7
Lauren Masters	3	-			5
Tiara Duffy	3	-			5
Lex Hull	3	-			3
Jordyn Augustus	2	-			2
Effie Manahan	-	-			2
Nickie Blue	-	-			1
Macey Webb	-	-			1

REACHED BASE STREAKS

	LONG	'16	CURRENT	CAREER	LONG
Alaynie Page	17	1			21
Kennedy Clark	16	-			16
Kaylea Snaer	15	3			16
Victoria Williams	11	2			11
Alexis Mack	10	-			10
Kamryn Watts	9	5			9
Tiara Duffy	8	-			8
Kenzi Maguire	7	3			7
Krystan White	7	2			7
Taylor Williams	7	-			11
Ansley Ard	7	-			8
Jordan Bizzell	7	-			8
Lauren Masters	5	-			14
Lex Hull	5	-			5
Jordyn Augustus	2	1			2
Macey Webb	1	1			1
Effie Manahan	1	-			2
Nickie Blue	-	1			1

PITCHES SEEN PER PLATE APPEARANCE

	PA	NP	Avg.
Ansley Ard	149	537	3.60
Jordyn Augustus	6	15	2.50
Jordan Bizzell	140	594	4.24
Kennedy Clark	215	854	3.97
Tiara Duffy	38	132	3.47
Lex Hull	38	168	4.42
Alexis Mack	139	446	3.33
Kenzi Maguire	147	489	3.33
Effie Manahan	2	5	2.50
Lauren Masters	64	241	3.77
Alaynie Page	233	802	3.44
Kaylea Snaer	209	793	3.79
Kamryn Watts	115	375	3.26
Macey Webb	11	44	4.00
Krystan White	157	508	3.24
Taylor Williams	83	349	4.20
Victoria Williams	130	500	3.85

PITCHES THROWN PER PLATE APPEARANCE

	BF	NP	Avg.
Nickie Blue	895	3427	3.83
Hayley Copeland	43	214	4.98
Jessica Elliott	825	3245	3.93

19 NCAA TOURNAMENT BIDS ♦ EIGHT WOMEN'S COLLEGE WORLD SERIES APPEARANCES

GAME-BY-GAME GAMECOCK LINEUP BY POSITION

Date	Opponent	W/L	C	1B	2B	3B	SS	LF	CF	RF	DP	P
2/12	vs. No. 2/2 Michigan	L	Bizzell	Snaer	Masters	T. Williams	Maguire	Page	Ard	Clark	V. Williams	Blue
2/12	at USF	W	Bizzell	Snaer	Masters	Watts	Maguire	Page	Ard	Clark	V. Williams	Elliott
2/13	vs. Virginia Tech	W	Bizzell	Snaer	Mack	T. Williams	Maguire	Page	Ard	Clark	V. Williams	Elliott
2/14	vs. Illinois State	W	Bizzell	Snaer	Masters	Watts	Maguire	Page	Clark	Duffy	V. Williams	Blue
2/17	North Carolina	W	Bizzell	Snaer	Masters	Watts	Maguire	Page	Ard	Clark	V. Williams	Elliott
2/19	UNCG	W	Bizzell	Snaer	Masters	T. Williams	Maguire	Page	Clark	Duffy	V. Williams	Blue
2/20	Ohio	W	Hull	Snaer	Mack	Watts	Maguire	Page	Ard	Clark	V. Williams	Elliott
2/21	Longwood	W	Bizzell	Snaer	Masters	T. Williams	Maguire	Page	Ard	Clark	V. Williams	Blue
2/21	Winthrop	W	Hull	Snaer	Mack	Watts	White	Page	Clark	Duffy	V. Williams	Elliott
2/23	Coastal Carolina	W	Bizzell	Snaer	Masters	Watts	Maguire	Page	Ard	Clark	V. Williams	Elliott
2/26	at UC Santa Barbara	L	Bizzell	Snaer	Mack	Watts	Maguire	Page	Ard	Clark	V. Williams	Blue
2/26	vs. Southern Utah	W	Hull	Snaer	Masters	T. Williams	White	Page	Ard	Clark	Mack	Elliott
2/27	at UC Santa Barbara	W	Bizzell	Snaer	Mack	Watts	Maguire	Page	Ard	Clark	White	Elliott
2/27	vs. Southern Utah	W	Hull	Snaer	Masters	T. Williams	White	Page	Clark	Duffy	Mack	Blue
2/28	vs. Georgia Tech	W	Bizzell	Snaer	Masters	Watts	White	Page	Ard	Clark	Mack	Elliott
3/1	Western Carolina	W	Bizzell	Snaer	Mack	T. Williams	White	Page	Ard	Clark	V. Williams	Blue
3/4	Kennesaw State	W	Bizzell	Snaer	Mack	Watts	White	Page	Ard	Clark	V. Williams	Elliott
3/5	Michigan State	W	Bizzell	Snaer	White	T. Williams	Maguire	Page	Ard	Clark	V. Williams	Blue
3/5	Connecticut	W	Hull	Snaer	White	T. Williams	Maguire	Page	Clark	Duffy	Mack	Elliott
3/6	Kennesaw State	W	Bizzell	Snaer	Mack	White	Maguire	Page	Ard	Clark	V. Williams	Elliott
3/8	SIU Edwardsville	W	Bizzell	Snaer	Mack	T. Williams	White	Page	Ard	Clark	V. Williams	Elliott
3/11	No. 17/15 Kentucky	L	Bizzell	Snaer	Mack	White	Maguire	Page	Ard	Clark	V. Williams	Elliott
3/12	No. 17/15 Kentucky	L	Bizzell	Snaer	Mack	Watts	Maguire	Page	Clark	Duffy	V. Williams	Blue
3/13	No. 17/15 Kentucky	L	Bizzell	Snaer	Mack	T. Williams	Maguire	Page	Ard	Clark	V. Williams	Blue
3/16	Buffalo	W	Bizzell	Snaer	Mack	Watts	White	Page	Ard	Clark	V. Williams	Blue
3/16	Buffalo	W	Hull	Snaer	Masters	T. Williams	White	Page	Ard	Clark	Mack	Elliott
3/19	No. 12/12 Georgia	L	Bizzell	Snaer	White	Watts	Maguire	Page	Ard	Clark	Mack	Blue
3/20	No. 12/12 Georgia	W	Bizzell	Snaer	White	Watts	Maguire	Page	Ard	Clark	Mack	Elliott
3/21	No. 12/12 Georgia	W	Bizzell	Snaer	White	Watts	Maguire	Page	Ard	Clark	Mack	Elliott
3/23	Charleston Southern	W	Hull	Snaer	Masters	T. Williams	White	Page	Ard	Clark	V. Williams	Elliott
3/25	at No. 3/3 Auburn	L	Bizzell	Snaer	White	Watts	Maguire	Page	Ard	Clark	Mack	Elliott
3/26	at No. 3/3 Auburn	L	Bizzell	Snaer	White	Watts	Maguire	Page	Ard	Clark	Mack	Blue
3/26	at No. 3/3 Auburn	L	Hull	Snaer	White	Watts	Maguire	Page	Ard	Clark	Mack	Elliott
3/30	at Charlotte	W	Bizzell	Snaer	Mack	T. Williams	White	Page	Ard	Clark	V. Williams	Elliott
4/2	Troy	W	Bizzell	Snaer	White	Watts	Maguire	T. Williams	Page	Clark	Mack	Blue
4/3	Troy	W	Bizzell	Snaer	White	Watts	Maguire	T. Williams	Page	Clark	V. Williams	Elliott
4/5	UNCW	W	Bizzell	Snaer	White	Watts	Maguire	T. Williams	Page	Clark	V. Williams	Elliott
4/8	at Arkansas	W	Bizzell	Snaer	White	Watts	Maguire	Page	Ard	Clark	Mack	Blue
4/9	at Arkansas	W	Bizzell	Snaer	White	Watts	Maguire	Page	Ard	Clark	Mack	Elliott
4/10	at Arkansas	L	Bizzell	Snaer	White	Watts	Maguire	Page	Ard	Clark	Mack	Blue
4/13	at USC Upstate	W	Bizzell	Snaer	Mack	Watts	White	Page	Ard	Clark	V. Williams	Elliott
4/15	Mississippi	L	Bizzell	Snaer	White	Watts	Maguire	Page	Ard	Clark	Mack	Blue
4/16	Mississippi	L	Hull	Snaer	Mack	Watts	Maguire	T. Williams	Page	Ard	V. Williams	Elliott
4/17	Mississippi	W	Hull	Snaer	Masters	Watts	White	Page	Ard	Clark	V. Williams	Elliott
4/19	Georgia Southern	L	Hull	Snaer	Mack	Watts	White	Page	Ard	Clark	V. Williams	Elliott
4/22	at No. 14/15 LSU	L	Bizzell	Snaer	Mack	Watts	Maguire	Page	Ard	Clark	V. Williams	Elliott
4/23	at No. 14/15 LSU	L	Hull	Snaer	White	Watts	Maguire	T. Williams	Page	Ard	Mack	Blue
4/24	at No. 14/15 LSU	L	Bizzell	Snaer	Mack	Watts	Maguire	Page	Ard	Clark	T. Williams	Blue
4/26	Furman	W	Hull	Snaer	Masters	Watts	White	Page	Ard	Clark	Mack	Blue
4/29	No. 4/4 Alabama	L	Bizzell	Snaer	White	Watts	Maguire	Page	Ard	Clark	Mack	Elliott
4/30	No. 4/4 Alabama	W	Bizzell	Snaer	White	T. Williams	Maguire	Page	Ard	Clark	V. Williams	Elliott
5/1	No. 4/4 Alabama	L	Bizzell	Snaer	White	T. Williams	Maguire	Page	Ard	Clark	V. Williams	Elliott
5/6	at No. 16/14 Missouri	L	Hull	Snaer	White	Watts	Maguire	Page	Ard	Clark	V. Williams	Elliott
5/7	at No. 16/14 Missouri	W	Bizzell	Snaer	White	Watts	Maguire	Page	Ard	Clark	T. Williams	Blue
5/8	at No. 16/14 Missouri	L	Bizzell	Snaer	Masters	Watts	White	Page	Ard	Clark	Mack	Elliott
5/11	vs. No. 17/15 Missouri	W	Bizzell	Snaer	White	Watts	Maguire	Page	Ard	Clark	V. Williams	Blue
5/12	vs. No. 10/9 Tennessee	L	Bizzell	Snaer	White	Watts	Maguire	Page	Ard	Clark	V. Williams	Elliott
5/20	vs. No. 24/24 USF	W	Bizzell	Snaer	White	Watts	Maguire	Page	Clark	Ard	T. Williams	Blue
5/21	at No. 7/7 Florida State	L	Bizzell	Snaer	White	Watts	Maguire	Page	Clark	Ard	Mack	Blue
5/21	vs. No. 24/24 USF	W	Bizzell	Snaer	White	Watts	Maguire	Page	Clark	Ard	V. Williams	Elliott
5/22	at No. 7/7 Florida State	L	Bizzell	Snaer	White	Watts	Maguire	Page	Clark	Ard	V. Williams	Blue

GAMECOCK LINEUP BY POSITION (CAREER)

C	1B	2B	3B	SS	LF	CF	RF	DP	P
Bizzell 47	Snaer 167	Masters 75	T. Williams 53	White 54	Page 214	Ard 56	Clark 49	V. Williams 89	Blue 75
Hull 14	V. Williams 9	White 27	Watts 43	Maguire 45	Ard 17	Clark 10	Ard 43	Mack 21	Elliott 36
		Mack 19	Bizzell 39	Watts 22	T. Williams 5	Page 5	V. Williams 24	Ard 12	Copeland 1
			Masters 37			Duffy 1	Duffy 9		
			V. Williams 9					Duffy 8	
			White 2					T. Williams 3	
								Snaer 1	

GAME-BY-GAME GAMECOCK LINEUP BY BATTING ORDER

Date	Opponent	W/L	1	2	3	4	5	6	7	8	9
2/12	vs. No. 2/2 Michigan	L	Clark	Bizzell	Page	V. Williams	Snaer	Maguire	T. Williams	Masters	Ard
2/12	at USF	W	Clark	Maguire	Page	V. Williams	Snaer	Bizzell	Masters	Watts	Ard
2/13	vs. Virginia Tech	W	Page	Clark	Maguire	V. Williams	Snaer	Bizzell	T. Williams	Mack	Ard
2/14	vs. Illinois State	W	Page	Clark	Maguire	V. Williams	Snaer	Duffy	Bizzell	Masters	Watts
2/17	North Carolina	W	Page	Maguire	Clark	V. Williams	Snaer	Bizzell	Masters	Watts	Ard
2/19	UNCG	W	Page	Maguire	Clark	V. Williams	Snaer	Duffy	Bizzell	T. Williams	Masters
2/20	Ohio	W	Page	Maguire	Clark	V. Williams	Snaer	Ard	Hull	Watts	Mack
2/21	Longwood	W	Page	Maguire	Clark	V. Williams	Snaer	Masters	Bizzell	T. Williams	Ard
2/21	Winthrop	W	Page	Mack	Clark	V. Williams	Snaer	Duffy	Hull	White	Watts
2/23	Coastal Carolina	W	Page	Maguire	Clark	V. Williams	Snaer	Bizzell	Masters	Watts	Ard
2/26	at UC Santa Barbara	L	Page	Mack	Clark	V. Williams	Snaer	Maguire	Bizzell	Watts	Ard
2/26	vs. Southern Utah	W	Page	Mack	Clark	Snaer	Masters	T. Williams	White	Hull	Ard
2/27	at UC Santa Barbara	W	Page	Mack	Clark	Snaer	Maguire	White	Bizzell	Watts	Ard
2/27	vs. Southern Utah	W	Page	Mack	Clark	Snaer	White	Masters	T. Williams	Hull	Duffy
2/28	vs. Georgia Tech	W	Page	Mack	Clark	Snaer	White	Masters	Bizzell	Watts	Ard
3/1	Western Carolina	W	Page	Mack	Clark	Snaer	V. Williams	White	T. Williams	Bizzell	Ard
3/4	Kennesaw State	W	Page	Mack	Clark	Snaer	White	V. Williams	Bizzell	Watts	Ard
3/5	Michigan State	W	Page	Maguire	Clark	Snaer	White	V. Williams	T. Williams	Bizzell	Ard
3/5	Connecticut	W	Page	Mack	Maguire	Clark	White	Snaer	T. Williams	Hull	Duffy
3/6	Kennesaw State	W	Page	Mack	Maguire	Clark	Snaer	White	V. Williams	Bizzell	Ard
3/8	SIU Edwardsville	W	Page	Mack	Clark	Snaer	White	V. Williams	T. Williams	Bizzell	Ard
3/11	No. 17/15 Kentucky	L	Page	Mack	Maguire	Clark	Snaer	White	V. Williams	Bizzell	Ard
3/12	No. 17/15 Kentucky	L	Page	Mack	Maguire	Clark	Snaer	V. Williams	Duffy	Bizzell	Watts
3/13	No. 17/15 Kentucky	L	Maguire	Mack	Page	Clark	Snaer	V. Williams	T. Williams	Bizzell	Ard
3/16	Buffalo	W	Page	Mack	Clark	Snaer	V. Williams	White	Bizzell	Watts	Ard
3/16	Buffalo	W	Mack	Page	Clark	Snaer	White	T. Williams	Masters	Hull	Ard
3/19	No. 12/12 Georgia	L	Page	Mack	Clark	Snaer	Maguire	White	Bizzell	Watts	Ard
3/20	No. 12/12 Georgia	W	Page	Mack	Clark	Snaer	White	Maguire	Watts	Bizzell	Ard
3/21	No. 12/12 Georgia	W	Page	Mack	Clark	Snaer	White	Maguire	Watts	Bizzell	Ard
3/23	Charleston Southern	W	Page	White	Clark	Snaer	V. Williams	T. Williams	Masters	Hull	Ard
3/25	at No. 3/3 Auburn	L	Page	Mack	Clark	Snaer	White	Maguire	Watts	Bizzell	Ard
3/26	at No. 3/3 Auburn	L	Page	Mack	Clark	Snaer	White	Ard	Maguire	Bizzell	Watts
3/26	at No. 3/3 Auburn	L	Page	Mack	Clark	Snaer	White	Ard	Maguire	Hull	Watts
3/30	at Charlotte	W	Ard	Page	Clark	Snaer	White	V. Williams	T. Williams	Bizzell	Mack
4/2	Troy	W	Page	Mack	Clark	Snaer	White	Maguire	T. Williams	Bizzell	Watts
4/3	Troy	W	Page	Maguire	Clark	Snaer	White	V. Williams	T. Williams	Bizzell	Watts
4/5	UNCW	W	Page	Maguire	Clark	Snaer	White	V. Williams	T. Williams	Bizzell	Watts
4/8	at Arkansas	W	Page	Mack	Clark	Snaer	White	Maguire	Watts	Bizzell	Ard
4/9	at Arkansas	W	Page	Mack	Clark	Snaer	White	Maguire	Watts	Bizzell	Ard
4/10	at Arkansas	L	Page	Mack	Clark	Snaer	White	Maguire	Watts	Bizzell	Ard
4/13	at USC Upstate	W	Page	Mack	Clark	Snaer	White	V. Williams	Watts	Bizzell	Ard
4/15	Mississippi	L	Page	Mack	Clark	Snaer	White	Maguire	Watts	Bizzell	Ard
4/16	Mississippi	L	Page	Mack	Snaer	V. Williams	T. Williams	Maguire	Watts	Hull	Ard
4/17	Mississippi	W	Page	Ard	Snaer	White	Clark	V. Williams	Masters	Hull	Watts
4/19	Georgia Southern	L	Mack	Clark	Page	Snaer	V. Williams	White	Hull	Watts	Ard
4/22	at No. 14/15 LSU	L	Mack	Page	Snaer	V. Williams	Clark	Maguire	Watts	Bizzell	Ard
4/23	at No. 14/15 LSU	L	Maguire	Mack	Snaer	Page	White	T. Williams	Hull	Watts	Ard
4/24	at No. 14/15 LSU	L	Maguire	Mack	Snaer	Page	Clark	T. Williams	Watts	Bizzell	Ard
4/26	Furman	W	Mack	Page	Clark	Snaer	White	Ard	Masters	Hull	Watts
4/29	No. 4/4 Alabama	L	Mack	Page	Snaer	Clark	White	Ard	Maguire	Bizzell	Watts
4/30	No. 4/4 Alabama	W	Page	Clark	Snaer	V. Williams	White	T. Williams	Maguire	Bizzell	Ard
5/1	No. 4/4 Alabama	L	Page	Clark	Snaer	White	V. Williams	Ard	T. Williams	Maguire	Bizzell
5/6	at No. 16/14 Missouri	L	Page	Clark	Snaer	V. Williams	Ard	White	Maguire	Hull	Watts
5/7	at No. 16/14 Missouri	W	Page	Clark	Snaer	White	Ard	T. Williams	Maguire	Bizzell	Watts
5/8	at No. 16/14 Missouri	L	Clark	Page	Snaer	White	Ard	Mack	Masters	Bizzell	Watts
5/11	vs. No. 17/15 Missouri	W	Page	Clark	Snaer	White	Ard	V. Williams	Maguire	Bizzell	Watts
5/12	vs. No. 10/9 Tennessee	L	Page	Clark	Snaer	White	Ard	V. Williams	Maguire	Bizzell	Watts
5/20	vs. No. 24/24 USF	W	Page	Clark	Snaer	White	Ard	T. Williams	Maguire	Bizzell	Watts
5/21	at No. 7/7 Florida State	L	Page	Clark	Snaer	White	Ard	Mack	Maguire	Bizzell	Watts
5/21	vs. No. 24/24 USF	W	Page	Clark	Snaer	White	Ard	V. Williams	Maguire	Bizzell	Watts
5/22	at No. 7/7 Florida State	L	Page	Clark	Snaer	V. Williams	White	Ard	Maguire	Bizzell	Watts

GAMECOCK LINEUP BY BATTING ORDER (CAREER)

Career Totals	1	2	3	4	5	6	7	8	9
	Page 109	Page 80	V. Williams 48	Snaer 91	Masters 30	Masters 22	T. Williams 35	Bizzell 44	Ard 72
	Mack 5	Mack 30	Snaer 39	V. Williams 27	Snaer 26	V. Williams 20	Masters 16	White 23	Watts 31
	Ard 3	Masters 29	Clark 34	White 9	V. Williams 26	Ard 18	Bizzell 13	Watts 22	White 14
	Clark 3	Bizzell 19	Masters 8	Clark 6	White 26	T. Williams 14	Maguire 12	Page 13	Duffy 7
	Maguire 3	Clark 13	Maguire 6	Page 2	Ard 10	Maguire 12	Watts 11	Hull 10	Page 6
		Ard 12	Page 4	T. Williams 1	Bizzell 9	Bizzell 9	V. Williams 9	T. Williams 7	Masters 5
		Maguire 9	Bizzell 1		Clark 3	White 8	Ard 8	Ard 4	Bizzell 3
		Duffy 4			Maguire 2	Snaer 6	Snaer 6	Masters 2	Mack 2
		White 1			T. Williams 2	Duffy 4	Hull 4	Blue 1	T. Williams 2
						Mack 2	Page 3	Mack 1	
						Page 2	Duffy 2	Maguire 1	
							White 1	V. Williams 1	

19 NCAA TOURNAMENT BIDS ♦ EIGHT WOMEN'S COLLEGE WORLD SERIES APPEARANCES

THE LAST TIMES

TEAM

Wins

Had a 10+ game winning streak	10 (2/26-3/8/2016)
Had a 11+ game winning streak	23 (4/6-5/18/1997)
Had a 25+ game winning streak	38 (2/22-4/5/1997)*
Won an extra-inning game	8 innings, vs. Georgia (3/21/2016)
Overcame a deficit of four or more runs	4-0 vs. No. 17/15 Missouri (5/11/2016)
Won when trailing after six innings	at Arkansas, down 5-2 (4/9/2016)
Defeated a top-5 team	No. 4 Alabama (4/30/2016)
Defeated a top-5 team on the road	at No. 3 Arizona State (2/27/2014)
Defeated a top-10 team	No. 9 Tennessee (3/14/2015)
Defeated a ranked team on the road	at No. 16/14 Missouri (5/7/2016)
Won an SEC series from a top-5 team	No. 4 Alabama (won 2, 4/10-11/2009)
Won an SEC series from a top-10 team	No. 9 Tennessee (won 2, 3/13-15/2015)
Won an SEC road series from a top-25 team	No. 14 Kentucky (won 2, 4/17-18/2015)
Swept an SEC series	vs. Mississippi (3/29-30/2014)
Swept an SEC series on the road	at Mississippi State (4/26-28/2013)

Batting

Scored 10+ runs	14, at Arkansas (4/8/2016)
Scored 20+ runs	21, vs. Southern Utah (2/26/2016)
Scored 25+ runs	29, vs. Alabama State (3/2/2013)
Scored 30+ runs	32, vs. Allen (1977)
Scored 40+ runs	41, vs. Coker (4/22/1975)
Was no hit	at North Carolina (3/21/2012)
Recorded 10+ hits	11, vs. No. 17/15 Missouri (5/11/2016)
Recorded 12+ hits	12, vs. Mississippi (4/17/2016)
Recorded 14+ hits	19, at Arkansas (4/8/2016)
Recorded 20 hits	20, vs. Alabama State (3/2/2013)
Hit 3+ doubles	3, vs. Furman (4/26/2016)
Hit 4+ doubles	4, vs. Troy (4/3/2016)
Hit 5+ doubles	5, vs. UNCG (2/19/2016)
Hit 8 doubles	vs. Alabama State (3/2/2013)
Hit 11 doubles	vs. Coppin State (3/31/1996)
Hit two triples	vs. Maine (3/2/2012)
Hit four triples	vs. Indiana (3/12/1994)
Hit 3+ home runs	3, vs. Georgia (3/20/2016)
Hit 4+ home runs	4, vs. Ohio (2/20/2016)
Hit 6 home runs	vs. Liberty (3/5/2015)
Hit back-to-back home runs	Mooney & T. Williams vs. Mississippi State (5/3/2015)
Hit three HRs to start innings in a game	vs. Tennessee (3/13/2015)
Had two players hit 2 HR in a game	Jennings and Curtis vs. Charlotte (2/7/2004)
Stole five bases	at UNC Wilmington (3/31/2015)
Stole six bases	at Furman (3/13/2013)
Drew 6+ walks	6, vs. Mississippi (4/17/2016)
Drew 7+ walks	7, at Arkansas (4/10/2016)
Drew 8+ walks	8, at UNCW (3/31/2015)
Drew 10 walks	vs. Charleston Southern (4/1/2014)
Hit by 4+ pitches	4, vs. No. 4/4 Alabama (4/30/2016)
Hit by 5+ pitches	5, vs. Buffalo (3/16/2016)
Hit by six pitches	vs. Michigan State (3/5/2016)
Did not strike out	vs. Mississippi (4/16/2016)
Struck out 10+ times	10 vs. No. 4/4 Alabama (4/30/2016)
Struck out 15 times	15 at Kentucky-2 (in 11 innings) (4/18/2015)

Pitching

Threw a perfect game	Melissa Hendon vs. Pittsburgh (3/4/2007)
Threw a no-hitter	Blue & Elliott vs. Western Carolina (3/1/2016)
Threw a one-hitter	Nickie Blue vs. Troy (4/2/2016)
Threw a two-hitter	Elliott & Copeland at Charlotte (3/30/2016)
Struck out 10+ batters	12, vs. Marshall (2/28/2015)
Did not walk a batter in the game	vs. No. 24/24 USF (5/20/2016)
Allowed 10+ runs	10, at Arkansas (4/10/2016)
Allowed 15+ runs	15, vs. Michigan (2/12/2016)
Allowed 17+ runs	19, at Florida-1 (4/4/2015)
Allowed 20 runs	20, at Florida (5/8/2010)
Allowed 21+ runs	21, at Alabama (3/21/2010)
Allowed 10+ hits	11, vs. Mississippi (4/17/2016)
Allowed 15+ hits	17, at Florida-2 (4/4/2015)
Allowed 20+ hits	21, at Florida (5/8/2010)
Allowed four home runs	vs. Georgia (4/13/2013)
Allowed five home runs	vs. Alabama (4/15/2012)
Walked 7+ batters	9, at LSU (4/22/2016)
Walked 10+ batters	10, vs. Connecticut (3/5/2016)
Walked 11 batters	at Florida (4/4/2015)
Hit four batters	vs. Kentucky (3/13/2016)

Fielding

Did not commit an error	at No. 7/7 Florida State (5/22/2016)
Did not commit an error in a three-game SEC series	vs. Tennessee (3/13-15/2015)
Committed three errors	at No. 16/14 Missouri (5/6/2016)
Committed four errors	vs. California (2/21/2015)
Committed five errors	at Arkansas (4/11/2014)
Committed seven errors	vs. DePaul (3/5/2010)
Turned 2+ double plays in a game	3, vs. No. 24/24 USF (5/20/2016)
Turned four double plays in a game	at Florida Atlantic (2/16/2014)

INDIVIDUAL

Batting

Had six at bats	Lauren Masters and three others at Kentucky-2 (4/18/2005)
Had seven at bats	Lindi James vs. UCLA (5/28/1983)
Had four hits	Alexis Mack vs. Connecticut (3/5/2016)
Had five hits	Sky Brown vs. Coppin State (3/31/1996)
Scored four runs	Jordan Bizzell at UNC Wilmington (3/31/2015)
Scored five runs	Olivia Lawrence vs. Alabama State (3/2/2013)
Hit two doubles	Kaylea Snaer vs. No. 24/24 USF (5/21/2016)
Hit three doubles	Evan Childs vs. Longwood (2/16/2010)
Hit two triples	Jessica Josker vs. Southeastern Louisiana (2/19/2005)
Hit two home runs	Alaynie Page vs. Georgia (3/20/2016)
Hit a grand slam	Ansley Ard vs. Buffalo (3/16/2016)
Hit an inside-the-park home run	Alaynie Page vs. College of Charleston (2/14/2015)
Led off a game with a home run	Alaynie Page vs. No. 4/4 Alabama (4/30/2016)
Hit a pinch-hit home run	Taylor Williams vs. No. 17/15 Missouri (5/11/2016)
Hit a walk-off game-winning home run	Kaylea Snaer vs. Georgia (3/21/2016)
Collected nine total bases	Alaynie Page vs. Georgia (3/20/2016)
Collected 10 total bases	Chelsea Hawkins vs. Kennesaw State (3/2/2013)
Had one double and one triple	Alaynie Page vs. Mississippi State (5/3/2015)
Had one double and one HR	Alaynie Page vs. Mississippi (4/17/2016)
Had one triple and one HR	Alaynie Page vs. Mississippi State (5/1/2015)
Had one double, one triple and one HR	Laura Mendes at Winthrop (3/2/2011)
Had three extra-base hits	1 2B, 2 HR for Chelsea Hawkins vs. Kennesaw State (3/2/2013)
Hit for the cycle	Tina Plew vs. Georgia State (2/25/1996)
Had five RBI	Alaynie Page at Charlotte (3/30/2016)
Had six RBI	Alaynie Page vs. Delaware State (2/7/2015)
Had eight RBI	Sky Brown vs. Coppin State (3/31/1996)
Drew three walks	Jordan Bizzell vs. Delaware State (2/7/2015)
Drew four walks	Samantha Jennings vs. Mississippi State (3/16/2002)
Drew two intentional walks	Kaylea Snaer vs. Arkansas (4/11/2015)
Hit by two pitches	Jordan Bizzell vs. No. 4/4 Alabama (4/30/2016)
Hit by three pitches	Alaynie Page vs. Florida (5/4/2013)
Hit two sacrifice flies	Dana Hathorn vs. LIU Brooklyn (2/14/2014)
Had two sacrifice bunts	Krystan White vs. Charleston Southern (3/23/2016)
Had three sacrifice bunts	Lindsay Walker at Kentucky (3/29/2008)
Stole two bases	Alaynie Page vs. Furman (4/26/2016)
Stole four bases	Tiff Tootle vs. Wright State (3/22/1992)

Pitching

Threw a perfect game	Melissa Hendon vs. Pittsburgh (3/4/2007)
Threw a no-hitter	Julie Sarratt vs. Coastal Carolina (2/12/2011)
Threw a one-hitter	Nickie Blue vs. Troy (4/2/2016)
Threw a two-hitter	Julie Sarratt at Mississippi (4/24-25/2015)
Pitched 8+ innings	8.0, Nickie Blue vs. No. 17/15 Missouri (5/11/2016)
Pitched 9+ innings	9.2, Nickie Blue vs. Florida State (2/19/2015)
Pitched 10+ innings	10.0, Christine Hamilton vs. Mississippi (4/22/2006)
Pitched 11+ innings	11.0, Megan Matthews vs. Alabama (4/29/2001)
Pitched 12+ innings	12.0, Megan Matthews vs. Arkansas (4/15/2000)
Did not walk a batter in a CG	Nickie Blue vs. No. 24/24 USF (5/20/2016)
Struck out 10+ batters	12, Nickie Blue vs. Marshall (2/28/2015)
Struck out 14 batters	Audrey Broyles vs. College of Charleston (2/7/2009)
Struck out 15 batters	Melissa Hendon vs. College of Charleston (2/22/2007)
Struck out 17 batters	Megan Matthews vs. Pittsburgh (3/6/2001)
Struck out 18 batters	Trinity Johnson vs. Nicholls State (4/14/1995)
Struck out 19 batters	Trinity Johnson vs. Indiana (8 inn.) (3/7/1997)
Struck out 22 batters	Darlene Lowery vs. Indiana (10 inn.) (3/23/1985)
Allowed three home runs	Audrey Broyles vs. Georgia (4/13/2013)
Allowed four home runs	Audrey Broyles vs. Arkansas (3/9/2012)
Allowed five home runs	Kierstyn White at Alabama (3/21/2010)
Walked 6+ batters	7, Jessica Elliott at LSU (4/22/2016)
Walked nine batters	Jessica Barnes vs. Kentucky (3/19/2006)
Hit 2+ batters	2, Jessica Elliott at No. 16/14 Missouri (5/6/2016)
Hit 3+ batters	3, Jessica Elliott at Auburn (3/25/2016)
Hit 4+ batters	4, Nickie Blue vs. Kentucky (3/13/2016)
Had 3+ wild pitches	3, Nickie Blue at Auburn-1 (3/21/2016)
Had 4+ wild pitches	4, Hayley Copeland vs. Winthrop (2/21/2016)
Had 5+ wild pitches	5, Kierstyn White at Georgia (4/25/2010)

Fielding

Had 15 putouts	Kaylea Snaer at Kentucky-2 (4/18/2014)
Had 19 putouts	McKenna Hughes at Florida Atlantic (2/10/2007)
Had 7+ assists	8, Krystan White vs. No. 17/15 Missouri (5/11/2016)
Had nine assists	Chrissy Schoonmaker vs. Georgia (4/7/2004)
Had an outfield assist	Taylor Williams at LSU (4/24/2016)
Had two outfield assists	Kennedy Clark at Auburn (3/25/2016)
Committed three errors	Jordan Bizzell vs. Northwestern (2/22/2015)
Committed four errors	Lindsay Walker vs. DePaul (3/5/2010)
Had two passed balls	Shelby Gonzales vs. Florida (5/4/2013)
Had three passed balls	Ashley Smith at Kentucky (4/5/2003)

* NCAA Division I record

GAMECOCK SEASON TOP FIVES IN TEAM CATEGORIES

TEAM					PITCHING				
Wins					Innings Pitched				
Year				W	Year				IP
1. 1997				63	1. 1995				506.0
2. 1992				54	2. 1999				484.0
3. 1995				53	3. 2000				470.1
4. 1994				52	4. 1997				464.0
5. 1999				49	1994				464.0
1991				49					
Winning Percentage					Earned Run Average				
Year	W-L			Pct.	Year				ERA
1. 1997	63-5			.926	1. 1983				0.49
2. 1976	21-2			.913	2. 1997				0.54*
3. 1980	28-6			.824	3. 1987				0.57
4. 1991	51-13			.797	4. 1988				0.68
5. 1989	46-12			.793	5. 1985				0.78
OFFENSE					Shutouts				
At Bats					Year				SHO
Year				AB	1. 1997				36
1. 1995				1955	2. 1988				30
2. 1992				1912	3. 1991				28
3. 1994				1828	4. 1992				25
4. 2000				1814	5. 2001				24
5. 1997				1791					
Batting Average					Strikeouts				
Year	AB	H		Avg.	Year				SO
1. 1996	1414	441		.312	1. 1997				546
2. 2013	1596	481		.301	2. 1995				536
3. 1992	1912	571		.299	3. 1999				455
4. 1997	1791	530		.296	4. 2007				442
5. 2015	1598	470		.294	5. 2001				424
On-Base Percentage					Strikeouts Per 7 Innings Pitched				
Year				OB%	Year	SO	IP		SO/7
1. 2015				.391	1. 1997	546	464.0		8.24
2. 2016				.387	2. 1987	393	344.0		8.00
3. 2014				.385	3. 1985	375	333.0		7.88
4. 2013				.384	4. 1995	536	506.0		7.42
5. 1995				.367	5. 1996	356	338.0		7.37
Runs					Strikeout to Walk Ratio				
Year				R	Year	SO	BB		SO/BB
1. 2013				338	1. 1997	546	64		8.53
2. 1992				329	2. 1983	296	48		6.17
3. 1994				327	3. 1985	375	61		6.15
4. 1995				315	4. 2001	424	69		6.15
5. 2015 & 2014				312	5. 1996	356	66		5.39
Runs Per Game					Fewest Hits Per 7 Innings Pitched				
Year	GP	R		R/G	Year	H	IP		H/7
1. 2013	59	338		5.73	1. 1987	136	344.0		2.77
2. 2014	58	312		5.38	2. 1997	211	464.0		3.18
3. 1996	51	274		5.37	3. 1985	156	333.0		3.28
4. 2015	60	312		5.20	4. 1983	142	301.0		3.30
5. 1988	61	299		4.90	5. 1988	210	422.2		3.48
Hits					Fewest Walks Per 7 Innings Pitched				
Year				H	Year	BB	IP		BB/7
1. 1992				571	1. 1990	57	440.0		0.91
2. 1995				531	2. 1997	64	464.0		0.97
3. 1997				530	3. 1991	64	430.0		1.04
4. 1994				517	4. 1989	60	405.2		1.04
5. 1991				495	5. 2001	69	435.1		1.11
Hits Per Game					Walks/Hits Per Innings Pitched				
Year	GP	H		H/G	Year		IP		WHIP
1. 1996	51	441		8.65	1. 1997		464.0		0.59
2. 1992	68	571		8.40	2. 1983		301.0		0.63
3. 2013	59	481		8.15	3. 1985		333.0		0.65
4. 1988	61	494		8.10	4. 1987		344.0		0.69
5. 1993	58	465		8.02	5. 1988		422.2		0.70
Doubles					Saves				
Year				2B	Year				SV
1. 1995				86	1. 1999				12
2. 2016				82	2. 2014				11
2014				82	3. 2016				8
2013				82					
2003				82					
Doubles Per Game					Fielding Percentage				
Year	GP	2B		2B/G	Year				Fid%
1. 1996	51	76		1.49	1. 1989				.978
2. 2014	58	82		1.41	2. 2007				.976
3. 2013	59	82		1.39	3. 2016				.972
4. 2015	61	82		1.34	4. 2003				.972
2003	61	82		1.34	5. 1999				.970
Triples					* - Led NCAA Division I				
Year				3B					
1. 1994				42					
2. 1988				33					
3. 1992				29					
4. 1995				24					
1990				24					
Triples Per Game					Walks				
Year	GP	3B		3B/G	Year				BB
1. 1994*	69	43		0.61	1. 2014				210
2. 1988	61	33		0.54	2. 2015				204
3. 1992	68	29		0.43	3. 1992				173
4. 1990	63	24		0.38	4. 2016				171
5. 1993	58	22		0.38	5. 2013				164
Home Runs					Walks Per Game				
Year				HR	Year	GP	BB		BB/G
1. 2015				60	1. 2014	58	210		3.62
2. 2014				53	2. 2015	60	204		3.40
3. 2013				45	3. 2016	61	171		2.80
4. 2012				42	4. 2013	59	164		2.78
5. 2003				38	5. 1992	68	173		2.54
Home Runs Per Game					Hit By Pitch				
Year	GP	HR		HR/G	Year				HBP
1. 2015	60	60		1.00	1. 2016				85
2. 2014	58	53		0.91	2. 2013				60
3. 2012	55	42		0.76	3. 2015				58
4. 2013	59	45		0.76	4. 2014				46
5. 2004	52	35		0.67	5. 2012				39
Total Bases					Sacrifice Hits				
Year	H	2B	3B	HR	Year				SH
1. 1994	517	77	42	28	1. 1997				91
2. 2015	470	74	16	60	2. 2000				84
3. 1995	531	86	24	21	3. 1985				82
1992	571	72	29	13	4. 1983				79
2013	481	82	10	45	5. 1987 & 1999				77
Slugging Percentage					Sacrifice Flies				
Year	AB	TB		Slug.	Year				SF
1. 2015	1598	756		.473	1. 1995				26
2. 2014	1453	674		.464	2. 1994				22
3. 2013	1596	718		.450	3. 2016				20
4. 2012	1412	626		.443	4. 1997				17
5. 1994	1828	762		.417	5. 1988				16
Runs Batted In					Strikeouts				
Year				RBI	Year				SO
1. 2013				295	1. 2007				356
2. 2015				288	2. 2005				333
3. 2014				275	3. 2006				331
4. 1988				257	4. 2004				327
5. 1992				253	5. 2010				306
RBI Per Game					Stolen Bases				
Year	GP	RBI		RBI/G	Year				SB
1. 2013	59	295		5.00	1. 1995				87
2. 2015	60	288		4.80	2. 2011				79
3. 2014	58	275		4.74	1992				79
4. 1996	51	231		4.53	4. 1994				75
5. 1988	61	257		4.21	5. 2013				69
DEFENSE					Stolen Bases Percentage				
					Year	SB	Att		SB%
					1. 1992	79	83		.952
					2. 1990	35	37		.946
					3. 1993	57	61		.934
					4. 2004	25	27		.926
					1984	25	27		.926



CAROLINA SOFTBALL STADIUM AT BECKHAM FIELD

GAMECOCK FIRSTS AT CAROLINA SOFTBALL STADIUM

First Opponent

Alabama, the 2012 NCAA Division I Softball champs

First Game

March 15, 2013

Attendance

830, capacity for the weekend

First Pitch

7:05 p.m., a strike by Audrey Broyles

First Gamecock Out

Alabama's Haylie McCleney fouled out to South Carolina left fielder Alaynie Page. (3/15/13)

First Gamecock Baserunner

Dana Hathorn on a first-inning walk. (3/15/13)

First Gamecock Pitching Strikeout

Audrey Broyles struck out Danae Hays looking on a 1-2 pitch in the top of the second inning. (3/15/13)

First Gamecock Hit

Samie Garcia hit one to left in the third inning. (3/15/13)

First Run

Codee Yeske scored the first run in the new stadium in the Gamecock third. (3/15/13)

First RBI

Dana Hathorn singled to left in the third to score Yeske. (3/15/13)

First Gamecock Stolen Base

Dana Hathorn in the third inning. (3/15/13)

First Sacrifice Fly

Kristen Struett hit one to left center deep enough to allow Samie Garcia to score in the third. (3/15/13)

First Double Play

Alabama's Chaunsey Bell grounded into a double play, with Samie Garcia touching second and throwing to Julie Sarratt to complete it. (3/15/13)

First Gamecock Home Run

Codee Yeske pulled one out to left center to start the fifth. (3/15/13)

First Gamecock Double

Alaynie Page had a double in the fifth to center. (3/15/13)

First Gamecock Triple

Samie Garcia started the fifth vs. Appalachian State with a triple to right. (4/3/13)

First Gamecock Win

South Carolina beat Appalachian State 5-0. (4/3/13)

First Gamecock Shutout

Julie Sarratt (5 IP) and Katie Marks (2 IP) combined to shut down Appalachian State. (4/3/13)

First Gamecock Complete Game

Julie Sarratt won in six innings in the first game of a doubleheader against Coastal Carolina. (4/10/13)

First Gamecock Grand Slam

Codee Yeske blasted a grand slam in the first game of the Charlotte doubleheader. (4/24/13)

First No-Hitter

Nickie Blue and Jessica Elliott combined vs. WCU (3/1/16)

- Part of a long line of facility upgrades for South Carolina, Carolina Softball Stadium at Beckham Field hosted its first games in the spring of 2013.
- The Gamecocks opened their \$8 million facility on March 15, 2013, against defending national champion Alabama.
- All three games during opening weekend had a maximum capacity of 830 fans.
- Throwing out the first pitch on Friday night was Mitzi Beckham, who along with her husband David, continue to be honored by having the field named after them.
- Head women's basketball coach Dawn Staley and head football coach Steve Spurrier also helped out on opening weekend, throwing out first pitches on Saturday and Sunday, respectively.
- South Carolina got its first win in Carolina Softball Stadium history with a 5-0 shutout of Appalachian State on April 3, 2013.
- Carolina Softball Stadium at Beckham Field has a seating capacity of 1,305, with full capacity including standing room at 1,480. **This season, over 800 season tickets have been sold.**
- The stadium sits on the same site that the Gamecock Softball team has called home since 1983.
- Home plate has been in the same spot since the beginning of the 1997 season, when the former structure was built to usher in Southeastern Conference play.
- All time, South Carolina is 571-222-2 (.719) on the site. Since being renamed Beckham Field in 1998, the Gamecocks own a 294-169 (.635) mark on the field.
- A year after playing 17 games at home, the second-lowest mark in 16 years, the 2014 Gamecocks fell one postseason game shy from tying the 2002 team's record with 36 home games.
- The Gamecocks drew even with the 1997 team's win total of 27 wins, the second most in the field's history. The Gamecocks went 27-8 at Carolina Softball Stadium in 2014.
- Out of those 36 home games, South Carolina posted a shutout in 13 of them. One loss even saw the Gamecocks throw a one-hitter (vs. No. 16/19 Minnesota, 3/19). Another loss came in a 1-0 extra-inning game (vs. Longwood 4/26)
- In the 29 home dates in 2014, the Gamecocks posted paid crowds over 1,000 in 22 of them.
- Carolina Softball Stadium at Beckham Field hosted the 2014 SEC Softball Tournament, won by Georgia for the first time. All five sessions of the event had attendance marks over 1,100, with Saturday's finals on ESPN2 hitting the stadium's capacity with standing room filled at 1,480.
- All nine games of the SEC Softball Tournament were on the ESPN family of networks, giving the program and stadium national exposure over those four days.

NUMERICAL ROSTER

No	Name	Pos.	B/T	Ht.	Class	EX	Hometown/Previous School
1	Alexis Mack	IF	L/R	5-3	Fr.	HS	Brecksville, Ohio/Brecksville-Broadview Heights HS
2	Kenzi Maguire	IF	R/R	5-3	Fr.	HS	Hudson, Fla./River Ridge HS
3	Jordyn Augustus	C/U	R/R	5-4	So.	1L	New Tripoli, Pa./Parkland HS
4	Hayley Copeland	P	R/R	6-0	So.	1L	Yorba Linda, Calif./Esperanza HS
5	Ansley Ard	OF	R/R	5-9	Sr.	3L	Sumter, S.C./Wilson Hall
6	Jordan Bizzell	C/3B	R/R	5-4	Sr.	3L	Hartsville, S.C./Hartsville HS
8	Taylor Williams	U	R/R	5-9	Jr.	2L	Flatonia, Texas/Flatonia HS
10	Jessica Elliott	P	R/R	5-8	Jr.	TR	Orlando, Fla./Chipola College
11	Krystan White	IF	R/R	5-6	So.	1L	Chesterfield, S.C./Chesterfield HS
12	Kaylea Snaer	1B	R/R	5-9	Jr.	2L	Rowland Heights, Calif./Rowland HS
15	Macey Webb	1B	R/R	5-6	Jr.	2L	Stanfield, N.C./West Stanly HS
16	Effie Manahan	C	R/R	5-9	Jr.	1L	Brooklet, Ga./Southeast Bulloch HS
18	Tiara Duffy	OF	L/L	5-10	So.	1L	Rehoboth Beach, Del./Cape Henlopen HS
20	Lauren Masters	IF	R/R	5-3	Sr.	2L	Evans, Ga./Greenbrier HS
21	Victoria Williams	U	L/R	5-6	Jr.	2L	Williamston, S.C./Palmetto HS
22	Alaynie Page	OF	R/R	5-6	Sr.	3L	Boiling Springs, S.C./Boiling Springs HS
23	Kennedy Clark	OF	L/L	5-4	Fr.	HS	Chino Hills, Calif./Ayala HS
24	Kamryn Watts	IF	L/R	5-6	So.	1L	Los Angeles, Calif./Torrance HS
33	Nickie Blue	P	R/R	6-1	Jr.	2L	Longmont, Colo./Niwot HS
44	Lex Hull	C	L/R	5-8	Fr.	HS	Louisville, Ky./Ballard HS

ALPHABETICAL ROSTER

No	Name	Pos.	B/T	Ht.	Class	EX	Hometown/Previous School
5	Ansley Ard	OF	R/R	5-9	Sr.	3L	Sumter, S.C./Wilson Hall
3	Jordyn Augustus	C/U	R/R	5-4	So.	1L	New Tripoli, Pa./Parkland HS
6	Jordan Bizzell	C/3B	R/R	5-4	Sr.	3L	Hartsville, S.C./Hartsville HS
33	Nickie Blue	P	R/R	6-1	Jr.	2L	Longmont, Colo./Niwot HS
23	Kennedy Clark	OF	L/L	5-4	Fr.	HS	Chino Hills, Calif./Ayala HS
4	Hayley Copeland	P	R/R	6-0	So.	1L	Yorba Linda, Calif./Esperanza HS
18	Tiara Duffy	OF	L/L	5-10	So.	1L	Rehoboth Beach, Del./Cape Henlopen HS
10	Jessica Elliott	P	R/R	5-8	Jr.	TR	Orlando, Fla./Chipola College
44	Lex Hull	C	L/R	5-8	Fr.	HS	Louisville, Ky./Ballard HS
1	Alexis Mack	IF	L/R	5-3	Fr.	HS	Brecksville, Ohio/Brecksville-Broadview Heights HS
2	Kenzi Maguire	IF	R/R	5-3	Fr.	HS	Hudson, Fla./River Ridge HS
16	Effie Manahan	C	R/R	5-9	Jr.	1L	Brooklet, Ga./Southeast Bulloch HS
20	Lauren Masters	IF	R/R	5-3	Sr.	2L	Evans, Ga./Greenbrier HS
22	Alaynie Page	OF	R/R	5-6	Sr.	3L	Boiling Springs, S.C./Boiling Springs HS
12	Kaylea Snaer	1B	R/R	5-9	Jr.	2L	Rowland Heights, Calif./Rowland HS
24	Kamryn Watts	IF	L/R	5-6	So.	1L	Los Angeles, Calif./Torrance HS
1	Macey Webb	1B	R/R	5-6	Jr.	2L	Stanfield, N.C./West Stanly HS
11	Krystan White	IF	R/R	5-6	So.	1L	Chesterfield, S.C./Chesterfield HS
8	Taylor Williams	U	R/L	5-9	Jr.	2L	Flatonia, Texas/Flatonia HS
21	Victoria Williams	U	L/R	5-6	Jr.	2L	Williamston, S.C./Palmetto HS

COACHING STAFF

Head Coach

Beverly Smith (North Carolina, 1995)

Associate Head Coach

Lisa Navas (Oklahoma City, 1987)

Assistant Coach

Calvin Beamon (UNLV, 2010)

Volunteer Assistant Coach

Tina Plew Whitlock (South Carolina, 1997)

Director of Operations

Kacey Friedman (South Carolina, 2012)

Strength & Conditioning Coach

Ryan Waterbury (USC Upstate, 2010)

Athletic Trainer

Zach Richards (Springfield College, 2014)

Graduate Student Managers

Renada Davis (NC State, 2015) & Samie Garcia (South Carolina, 2014)

PRONUNCIATION GUIDE

Jordan **BIZZELL**BIHZ-zul
TIARA Duffytee-ERR-ah
ALAYNIE Pageuh-LAY-knee
KAYLEA SNAERKay-LEE-uh SNARE

ROSTER BY CLASS

Senior (4): Ansley Ard, Jordan Bizzell, Lauren Masters, Alaynie Page

Junior (7): Nickie Blue, Jessica Elliott, Effie Manahan, Kaylea Snaer, Macey Webb, Taylor Williams, Victoria Williams

Sophomore (5): Jordyn Augustus, Hayley Copeland, Tiara Duffy, Kamryn Watts, Krystan White

Freshman (4): Kennedy Clark, Lex Hull, Alexis Mack, Kenzi Maguire

ROSTER BY HEIGHT

6-1 Nickie Blue
6-0 Hayley Copeland
5-10 Tiara Duffy
5-9 Ansley Ard, Effie Manahan, Kaylea Snaer, Taylor Williams
5-8 Jessica Elliott, Lex Hull
5-6 Alaynie Page, Kamryn Watts, Macey Webb, Krystan White, Victoria Williams
5-4 Jordyn Augustus, Jordan Bizzell, Kennedy Clark
5-3 Alexis Mack, Kenzi Maguire, Lauren Masters

ROSTER BY STATE

South Carolina (5): Ansley Ard, Jordan Bizzell, Alaynie Page, Krystan White, Victoria Williams
California (4): Kennedy Clark, Hayley Copeland, Kaylea Snaer, Kamryn Watts
Florida (2): Jessica Elliott, Kenzi Maguire
Georgia (2): Effie Manahan, Lauren Masters
Colorado (1): Nickie Blue
Delaware (1): Tiara Duffy
Kentucky (1): Lex Hull
North Carolina (1): Macey Webb
Ohio (1): Alexis Mack
Pennsylvania (1): Jordyn Augustus
Texas (1): Taylor Williams

total to 145-21-1.

SOME PEOPLE LOVED HOME COOKING; OTHERS SHINED ON THE

ROAD IN '14

- Ashlyn Masters tended to like playing at home, posting a .400 batting average and a .730 slugging percentage in Carolina Softball Stadium at Beckham Field against .311 and .527, respectively, away from home.
- Ansley Ard also hit better at home (.415/.492/.566 vs. .235/.297/.324).
- Chelsea Hawkins (.436 OBP vs. .242) reached base more often at home.
- Olivia Lawrence exhibited more power at home (.724 slugging percentage in 29 AB vs. .278 in 18).
- Brooke Barnhill scored 10 runs in 19 appearances away from Columbia, while she's scored only seven times in 24 home playing chances.
- Both of South Carolina's primary pitchers had ERAs under 2.05 at home and over 4.15 outside of the SEC's newest stadium.
- Helping home ERAs was the 190:79 K:BB ratio at Beckham Field compared to a 86:93 mark away.

NOTABLES FROM EARLIER

- The Gamecocks won their first game at Georgia since March 28, 2001 in the first game of the April 5 doubleheader.
- South Carolina's 3-2 win at No. 3/3 Arizona State marked the first win (and second all-time) at a top-five team's park since March 13, 2004, a 6-4 win in nine innings at LSU.
- South Carolina swept Mississippi at home over March 29-30, the first SEC home series sweep since the Rebels' last visit in 2011.
- The four double plays in the Florida Atlantic win (2/16) is believed to be a school record, as it matches what was once listed but could not be verified.
- This year's 14-2 start is bettered only by a 12-1 mark by the 2009 team in the last six years of Gamecock Softball. The 2007 Gamecocks went 24-3, the best start since the first year of SEC play.

BRING ON (OR BACK) THE DOUBLEHEADERS IN SEC PLAY

- Three times in 2014, the Gamecocks had to play Saturday doubleheaders to ensure completing a three-game series.
- South Carolina went 5-1 in those games, sweeping twinbills from Texas A&M and Mississippi at home before splitting the double dip at No. 15/17 Georgia.
- Friday nights were unkind, with the Gamecocks dropping all seven games started on the final day of the work week in SEC play.

Gamecocks With A First in 16th SEC Season

For the first time since the inception of Southeastern Conference softball in 1997, South Carolina did not post a defensive error in a three-game series. The format of most league series since 2001, the April 20-22 weekend against Tennessee marked the first time the Gamecocks played errorless softball in a weekend set. The previous two times the Gamecocks did that in a single-day doubleheader-only series in SEC play were also against Tennessee, in 2007 and a rain-shortened series in 2009. Remarkably, in all seven of those games, South Carolina came out on the wrong side.

TV Turnaround in 2013?

South Carolina went 0-2 on the small screen in 2012, losing two hard-fought, one-run contests. First was a 1-0 game at Florida on March 17 shown on Sun Sports, while the season finale at Mississippi went the Rebels way, 3-2. In 2011, the Gamecocks went 2-5 on the small screen.

Gamecocks Not Scared Against Top Team

In 15 matchups all-time against the nation's number-one team, the Gamecock softball program has gone 3-12, including winning the first three contests against them. But since UCLA came back to win the "if" game in the 2002 No. 1 Regional, the Gamecocks have not taken down a top-ranked

team in softball since, including seven losses to top-ranked SEC teams. This is just the third No. 1 team to come to Beckham Field, behind UCLA in 2002 and Georgia back on March 16.

If the team needs inspiration, the members just have to look around campus. In the 2010 calendar year, three South Carolina teams knocked off No. 1. On January 26, men's basketball dropped Kentucky, while baseball took out Arizona State on June 22 en route to the NCAA championship. And football dismantled Alabama on October 9 at Williams Brice Stadium. Last weekend, the baseball team took two out of three from then-No. 1 Florida in Gainesville.