



SOUTH CAROLINA BASKETBALL

MBB CONTACT: EMILY MILES // EFEENEY@MAILBOX.SC.EDU // 803-777-7743 // @EMILYFEENEYSID

2015-16 SCHEDULE

OVERALL: 22-5 | SEC: 9-5

NOVEMBER

8	Allen +	W, 71-43
14	Norfolk State %	W, 84-69
16	Oral Roberts	W, 84-66
20	vs. DePaul !	W, 76-61
21/22	vs. Hofstra !	W, 94-84
23	vs. RV/RV Tulsa !	W, 83-75
27	Lipscomb	W, 92-76
30	Western Carolina	W, 76-53

DECEMBER

5	USF	W, 81-63
15	Drexel	W, 79-54
18	at Clemson ^	W, 65-59
22	vs. St. John's &	W, 75-61
30	Francis Marion	W, 78-56

JANUARY

2	Memphis	W, 86-76
5	at Auburn*	W, 81-69
9	Vanderbilt*	W, 69-65
13	at Alabama*	L, 73-50
16	Missouri*	W, 81-72
19	at Ole Miss*	W, 77-74 (OT)
23	at Tennessee*	L, 78-69
26	Mississippi State*	W, 84-74
30	Alabama*	W, 78-64

FEBRUARY

2	at Georgia*	L, 69-56
6	at 8/8 Texas A&M*	W, 81-78
10	RV/RV LSU*	W, 94-83
13	No. 22/21 Kentucky*	L, 89-62
16	at Missouri*	L, 72-67
20	--/RV Florida*	W, 73-69 (OT)
24	Tennessee*	9 p.m./ SECN
27	at Mississippi State*	2:30 p.m./ SECN

MARCH

3	Georgia*	7 p.m./ESPN/2
5	at Arkansas*	5 p.m./SECN
9-13	SEC Tournament (Nashville)	TBD

All home games in **bold** | All times listed Eastern
 * indicates SEC contest | + indicates exhibition |
SECN+ - SEC Network + | **SECN** - SEC Network
CBSSN - CBS Sports Network | % - Paradise Jam
 (Columbia, S.C.) | ! - Paradise Jam (St. Thomas,
 USVI) | & - Hall of Fame Shootout (Uncasville,
 Conn.) | ^ - game played at Bon Secours Arena

(RV/RV) SOUTH CAROLINA (22-5, 9-5 SEC) vs. TENNESSEE (13-14, 6-8 SEC)

WED., FEB. 24 • COLONIAL LIFE ARENA (18,000) • COLUMBIA, S.C. • 9 P.M. ET



GAMECOCKS



VOLUNTEERS

VS.

Head Coach: Frank Martin (FIU, '93)
Record At Carolina: 67-59 (4th season)
Career Record: 184-113 (9th season)
Record vs. Tennessee: 1-5
Top scorer: Carrera (14.8)
Top rebounder: Carrera (7.7)
Top assist maker: Thornwell (3.6)
Media Relations: Emily Miles
Twitter Updates: @GamecockMBB

Head Coach: Rick Barnes
 (Lenoir-Rhyne, '77)
Record At Tennessee: 13-14 (1st season)
Career Record: 617-328 (29th season)
Record vs. S. Carolina: 6-0
Top scorer: Punter (22.2)
Top rebounder: Moore (8.2)
Top assist maker: Moore (3.8)
Media Relations: Tom Satkowiak
Twitter: @Vol_Hoops

GAME 28

Broadcast: SEC Network
Play-By-Play: Dave Neal
Analyst: Daymeon Fishback

Radio: Gamecock Radio Network
Play-By-Play: Andy Demetra
Analyst: Casey Manning
Sirius: 93; **XM:** 190

Watch: WatchESPN
Live Stats: GamecocksOnline.com
Tickets: GamecocksOnline.com

Series: Tennessee leads 42-24
Last Meeting: UT win, 78-69,
 in Knoxville, Jan. 23, 2016
Series in Columbia: Tied, 14-14

PROBABLE STARTERS

SOUTH CAROLINA	HT.	WT.	YR.	HOMETOWN	PPG	RPG	MPG
G - #0 Sindarius Thornwell	6-5	215	Jr.	Lancaster, S.C.	12.9	4.7	32.6
G - #10 Duane Notice	6-2	218	Jr.	Toronto, Canada	11.2	2.4	25.9
F - #25 Mindaugas Kacinas	6-7	229	Sr.	Klaipeda, Lithuania	9.7	5.4	29.1
F - #24 Michael Carrera	6-5	214	Sr.	Anzoategui, Venezuela	14.8	7.7	27.5
F - #14 Laimonas Chatkevicius	6-11	245	Sr.	Klaipeda, Lithuania	9.4	4.3	21.6
TENNESSEE	HT.	WT.	YR.	HOMETOWN	PPG	RPG	MPG
G - #3 Robert Hubbs III	6-4	207	Jr.	Newbern, Tenn.	11.2	4.1	27.8
G - #15 Detrick Mostella	6-1	175	So.	Decatur, Ala.	8.1	2.1	19.0
G - #25 Shembari Phillips	6-2	190	Fr.	Atlanta, Ga.	4.5	1.5	13.7
F - #4 Armani Moore	6-4	217	Sr.	Kennesaw, Ga.	11.8	8.2	32.2
F - #11 Kyle Alexander	6-9	215	Fr.	Milton, Ontario, Canada	1.8	2.8	11.6

TODAY'S GAME

South Carolina looks to even the season series vs. Tennessee on Wednesday at Colonial Life Arena, as the Vols posted a 78-69 victory in Knoxville in late January. The Gamecocks are fresh off an overtime victory over Florida last Saturday, and sit in second place in the SEC standings entering Wednesday's matchup.

GAME STORYLINES

- South Carolina is in its 108th season of varsity basketball in 2015-16.
- Carolina is led by fourth-year head coach Frank Martin. Alongside him are associate head coach Matt Figger, assistant coaches Perry Clark and Lamont Evans and director of men's hoops operations, Andy Assaley.
- South Carolina is receiving votes in both the Associated Press' Top 25 Poll and in the USA Today/Coaches Top 25 Poll this week. The Gamecocks have been receiving votes or have been ranked for the past 13 weeks in the Coaches Poll, rising to as high as 15th, and also for 13 straight weeks in the AP poll, rising to as high as 19th.
- The Gamecocks broke a seven-game Florida win streak in the series between the two schools with a 73-69 overtime thriller vs. the Gators at Colonial Life Arena last Saturday. The win improved the Gamecocks to 22-5 on the season, their most regular-season wins since the 1996-97 campaign. Senior forward Michael Carrera once again led the offensive charge for Carolina, pacing four in double figures with a game high 20 points. Carrera also pulled down 15 rebounds to mark his ninth double-double of the year.
- With his 20-point, 15-rebound effort vs. Florida, Carrera becomes the first Gamecock to post multiple 20-point, 15-rebound performances in a season since Jimmy Foster hit the mark three times during the 1983-84 campaign.
- The Gamecocks are 4-1 this season in games decided by five points or less.



SOCIAL HUB
















@GAMECOCKMBB // #GAMECOCKS
 FACEBOOK.COM/GAMECOCKMBB

GAME #28 - VS. TENNESSEE - WEDNESDAY, FEB. 24, 2016 - GAMECOCK BASKETBALL



SOUTH CAROLINA GAMECOCKS

OVERALL: 22-5; SEC: 9-5; HOME: 14-1; AWAY: 4-4; NEUTRAL: 4-0

0		SINDARIUS THORNWELL - Jr. - G - 6-5 - 215 - Lancaster, S.C. <table><tr><th>MIN</th><th>PTS</th><th>RBS</th><th>AST</th><th>FG%</th><th>3FG%</th><th>FT%</th></tr><tr><td>32.6</td><td>12.9</td><td>4.7</td><td>3.6</td><td>35.1</td><td>30.0</td><td>78.1</td></tr></table>	MIN	PTS	RBS	AST	FG%	3FG%	FT%	32.6	12.9	4.7	3.6	35.1	30.0	78.1	<ul style="list-style-type: none">- Season high 25 points with 9 assists and 6 rebounds in win at #8 Texas A&M- 24 points, 6 rebs, 5 assists/11-of-14 FT in win vs. LSU- 9 points, 5 assists and two steals in loss at Missouri- 17 points, three rebounds and a perfect 6-of-6 from the free throw line in win vs. Florida- Last 5 games: 16.4 points, 3.8 rebounds and 4.8 assists per game
MIN	PTS	RBS	AST	FG%	3FG%	FT%											
32.6	12.9	4.7	3.6	35.1	30.0	78.1											
1		MARCUS STROMAN - So. - G - 6-2 - 185 - Columbia, S.C. <table><tr><th>MIN</th><th>PTS</th><th>RBS</th><th>AST</th><th>FG%</th><th>3FG%</th><th>FT%</th></tr><tr><td>15.0</td><td>2.2</td><td>2.0</td><td>1.3</td><td>26.8</td><td>50.0</td><td>65.2</td></tr></table>	MIN	PTS	RBS	AST	FG%	3FG%	FT%	15.0	2.2	2.0	1.3	26.8	50.0	65.2	<ul style="list-style-type: none">- Sustained a cut on his forehead which required stitches in game at Alabama- Did not play vs. Missouri due to concussion related symptoms- Dished three assists in the win vs. Mississippi State- Collected a season high 6 rebounds with two steals in home win vs. Alabama- 4 points, 3 rebounds in win vs. Florida
MIN	PTS	RBS	AST	FG%	3FG%	FT%											
15.0	2.2	2.0	1.3	26.8	50.0	65.2											
2		RAYMOND DOBY - Fr. - F - 6-6 - 233 - Cahokia, Ill. <table><tr><th>MIN</th><th>PTS</th><th>RBS</th><th>BLK</th><th>FG%</th><th>3FG%</th><th>FT%</th></tr><tr><td>5.1</td><td>1.6</td><td>0.8</td><td>0.1</td><td>33.3</td><td>0.0</td><td>53.8</td></tr></table>	MIN	PTS	RBS	BLK	FG%	3FG%	FT%	5.1	1.6	0.8	0.1	33.3	0.0	53.8	<ul style="list-style-type: none">- Played his senior season at Montrose Christian School and spent a post-grad year at St. John's Northwestern Military Academy in Wisconsin- 7 minutes vs. LSU, provided 5 points, including a perfect 3-of-3 from FT line- Pulled down three rebounds with two points vs. Kentucky
MIN	PTS	RBS	BLK	FG%	3FG%	FT%											
5.1	1.6	0.8	0.1	33.3	0.0	53.8											
4		JAMALL GREGORY - Fr. - G - 6-2 - 202 - Washington, D.C. <table><tr><th>MIN</th><th>PTS</th><th>RBS</th><th>AST</th><th>FG%</th><th>3FG%</th><th>FT%</th></tr><tr><td>6.9</td><td>1.9</td><td>1.0</td><td>0.7</td><td>57.9</td><td>40.0</td><td>54.5</td></tr></table>	MIN	PTS	RBS	AST	FG%	3FG%	FT%	6.9	1.9	1.0	0.7	57.9	40.0	54.5	<ul style="list-style-type: none">- Season high 14 minutes vs. Francis Marion, scored six points, with 3 assists- Saw action at Alabama, scoring eight points with an assists- Season high 18 minutes in win at Ole Miss, 4 points, 4 rebounds, 2 assists- Dished an assist and collected two steals in win at #8 Texas A&M- Dished three assists in 18 minutes, adding a basket in win vs. LSU
MIN	PTS	RBS	AST	FG%	3FG%	FT%											
6.9	1.9	1.0	0.7	57.9	40.0	54.5											
5		TEMARCUS BLANTON - R-Fr. - G - 6-5 - 2015 - Locust Grove, Ga. <table><tr><th>MIN</th><th>PTS</th><th>RBS</th><th>AST</th><th>FG%</th><th>3FG%</th><th>FT%</th></tr><tr><td>4.1</td><td>1.4</td><td>0.7</td><td>0.3</td><td>28.6</td><td>50.0</td><td>1.000</td></tr></table>	MIN	PTS	RBS	AST	FG%	3FG%	FT%	4.1	1.4	0.7	0.3	28.6	50.0	1.000	<ul style="list-style-type: none">- Suffered a hip injury that required surgery during the 2014-15 preseason and missed the entire campaign- Scored first points as a Gamecock with two at the foul line vs. USF- Hit a pair of 3s on back-to-back possessions in final minutes of Drexel contest
MIN	PTS	RBS	AST	FG%	3FG%	FT%											
4.1	1.4	0.7	0.3	28.6	50.0	1.000											
10		DUANE NOTICE - Jr. - G - 6-2 - 218 - Woodbridge, Ontario <table><tr><th>MIN</th><th>PTS</th><th>RBS</th><th>AST</th><th>FG%</th><th>3FG%</th><th>FT%</th></tr><tr><td>25.9</td><td>11.2</td><td>2.4</td><td>2.1</td><td>39.8</td><td>41.2</td><td>75.9</td></tr></table>	MIN	PTS	RBS	AST	FG%	3FG%	FT%	25.9	11.2	2.4	2.1	39.8	41.2	75.9	<ul style="list-style-type: none">- Tallied 10 points vs. Kentucky- Posted second 20-point game of the season with team high 21 vs. Missouri/5 3s to match career high- First start of the season in win vs. Florida, 5 points, matched career high 8 assists- Last 5 games: 11.2 points, 2.6 rebounds, 2.2 assists per game
MIN	PTS	RBS	AST	FG%	3FG%	FT%											
25.9	11.2	2.4	2.1	39.8	41.2	75.9											
14		LAIMONAS CHATKEVICIUS - Sr. - F - 6-11 - 245 - Klaipeda, Lithuania <table><tr><th>MIN</th><th>PTS</th><th>RBS</th><th>BLK</th><th>FG%</th><th>3FG%</th><th>FT%</th></tr><tr><td>21.6</td><td>9.4</td><td>4.3</td><td>0.9</td><td>50.0</td><td>28.0</td><td>71.2</td></tr></table>	MIN	PTS	RBS	BLK	FG%	3FG%	FT%	21.6	9.4	4.3	0.9	50.0	28.0	71.2	<ul style="list-style-type: none">- Double-double with 17 points and game high 10 rebounds in win at Ole Miss- 8 points and 4 rebounds off the bench in home win vs. Alabama- 6 points, 4 rebounds in win vs. LSU- Back in starting lineup vs. Florida, 13 points, 5 rebounds, 3 assists- Last 5 games: 6.2 points, 3.4 rebounds per game
MIN	PTS	RBS	BLK	FG%	3FG%	FT%											
21.6	9.4	4.3	0.9	50.0	28.0	71.2											
15		PJ DOZIER - Fr. - G - 6-6 - 200 - Columbia, S.C. <table><tr><th>MIN</th><th>PTS</th><th>RBS</th><th>AST</th><th>FG%</th><th>3FG%</th><th>FT%</th></tr><tr><td>19.4</td><td>7.1</td><td>3.3</td><td>1.9</td><td>38.0</td><td>18.4</td><td>54.0</td></tr></table>	MIN	PTS	RBS	AST	FG%	3FG%	FT%	19.4	7.1	3.3	1.9	38.0	18.4	54.0	<ul style="list-style-type: none">- 7 points, 5 rebounds and two assists in home win vs. Alabama- 9 points, four assists and a steal in win at #8 Texas A&M- Solid in win vs. LSU, 12 points, three assists and a steal- 12 points, 4 rebounds, 2 assists in contest at Missouri- Last 5 games: 7.0 points, 2.4 rebounds and 1.8 assists per game
MIN	PTS	RBS	AST	FG%	3FG%	FT%											
19.4	7.1	3.3	1.9	38.0	18.4	54.0											
20		JUSTIN MCKIE - Jr. - G - 6-4 - 197 - Columbia, S.C. <table><tr><th>MIN</th><th>PTS</th><th>RBS</th><th>AST</th><th>FG%</th><th>3FG%</th><th>FT%</th></tr><tr><td>7.0</td><td>1.1</td><td>0.8</td><td>0.9</td><td>22.9</td><td>14.3</td><td>60.0</td></tr></table>	MIN	PTS	RBS	AST	FG%	3FG%	FT%	7.0	1.1	0.8	0.9	22.9	14.3	60.0	<ul style="list-style-type: none">- Solid in win vs. Lipscomb, posting six points, and dishing a career high five assists with one steal in 19 minutes- 17 assists against 4 turnovers this season- DNP in home win vs. Alabama due to an illness
MIN	PTS	RBS	AST	FG%	3FG%	FT%											
7.0	1.1	0.8	0.9	22.9	14.3	60.0											
21		JOHN RAGIN - Fr. - G - 6-2 - 177 - Eastover, S.C. <table><tr><th>MIN</th><th>PTS</th><th>RBS</th><th>AST</th><th>FG%</th><th>3FG%</th><th>FT%</th></tr><tr><td>2.0</td><td>0.5</td><td>0.3</td><td>0.0</td><td>33.3</td><td>0.0</td><td>0.0</td></tr></table>	MIN	PTS	RBS	AST	FG%	3FG%	FT%	2.0	0.5	0.3	0.0	33.3	0.0	0.0	<ul style="list-style-type: none">- Averaged 13 points during senior season at Cardinal Newman High School- Scored first-career points vs. Francis Marion- Not available vs. Memphis and Auburn due to an abdominal strain- Not available vs. LSU, Kentucky at Missouri and vs. Florida due to an illness
MIN	PTS	RBS	AST	FG%	3FG%	FT%											
2.0	0.5	0.3	0.0	33.3	0.0	0.0											
23		ERIC COBB - Fr. - F - 6-9 - 296 - Jacksonville, Fla. <table><tr><th>MIN</th><th>PTS</th><th>RBS</th><th>BLK</th><th>FG%</th><th>3FG%</th><th>FT%</th></tr><tr><td>6.2</td><td>1.1</td><td>1.9</td><td>0.1</td><td>63.2</td><td>0.0</td><td>0.56</td></tr></table>	MIN	PTS	RBS	BLK	FG%	3FG%	FT%	6.2	1.1	1.9	0.1	63.2	0.0	0.56	<ul style="list-style-type: none">- Starred in exhibition vs. Allen with game best 14 rebounds and 8 points in 23 min.- Four rebounds and a block in win vs. Drexel- Four points and five rebounds, playing very well vs. Clemson- Season high seven rebounds in win vs. Francis Marion, also two assists
MIN	PTS	RBS	BLK	FG%	3FG%	FT%											
6.2	1.1	1.9	0.1	63.2	0.0	0.56											
24		MICHAEL CARRERA - Sr. - F - 6-5 - 214 - Anzoátegui, Venezuela <table><tr><th>MIN</th><th>PTS</th><th>RBS</th><th>AST</th><th>FG%</th><th>3FG%</th><th>FT%</th></tr><tr><td>27.5</td><td>14.8</td><td>7.7</td><td>1.4</td><td>48.0</td><td>46.9</td><td>76.1</td></tr></table>	MIN	PTS	RBS	AST	FG%	3FG%	FT%	27.5	14.8	7.7	1.4	48.0	46.9	76.1	<ul style="list-style-type: none">- 16 points, with 14 in the second half, also 6 rebounds and 2 steals in home win vs. LSU- 25 points, 10 rebounds, three blocks in loss to Kentucky- 14 points, 10 rebounds for his eighth double-double of the season at Missouri- 20 points, 15 rebounds/3rd straight double-double, 3 assists/blocks/steals- Last 5 games: 19.0 points, 9.0 rebounds, 1.6 blocks per game
MIN	PTS	RBS	AST	FG%	3FG%	FT%											
27.5	14.8	7.7	1.4	48.0	46.9	76.1											
25		MINDAUGAS KACINAS - Sr. - F - 6-7 - 229 - Klaipeda, Lithuania <table><tr><th>MIN</th><th>PTS</th><th>RBS</th><th>AST</th><th>FG%</th><th>3FG%</th><th>FT%</th></tr><tr><td>29.1</td><td>9.7</td><td>5.4</td><td>0.9</td><td>51.5</td><td>25.5</td><td>60.3</td></tr></table>	MIN	PTS	RBS	AST	FG%	3FG%	FT%	29.1	9.7	5.4	0.9	51.5	25.5	60.3	<ul style="list-style-type: none">- 7 points, 6 rebounds and an assist at Georgia- 11 points, three rebounds in win at #8 Texas A&M- 6 points, 6 rebounds and a pair of assists in win vs. LSU- Strong in win vs. Florida, 14 points, 7 rebounds in victory- Last 5 games: 6.6 points, 4.4 rebounds per game
MIN	PTS	RBS	AST	FG%	3FG%	FT%											
29.1	9.7	5.4	0.9	51.5	25.5	60.3											
30		CHRIS SILVA - Fr. - F - 6-9 - 220 - Libreville, Gabon <table><tr><th>MIN</th><th>PTS</th><th>RBS</th><th>BLK</th><th>FG%</th><th>3FG%</th><th>FT%</th></tr><tr><td>13.3</td><td>5.6</td><td>4.5</td><td>0.9</td><td>46.9</td><td>0.0</td><td>61.6</td></tr></table>	MIN	PTS	RBS	BLK	FG%	3FG%	FT%	13.3	5.6	4.5	0.9	46.9	0.0	61.6	<ul style="list-style-type: none">- Native of Gabon, but played high school basketball at Roselle Catholic in N.J.- 5 points, 3 rebounds in win vs. LSU- 10 points with 8 rebounds and two blocks vs. Kentucky- 4 points, 6 rebounds at Missouri- Last 5 games: 5.2 points, 4.6 rebounds per game
MIN	PTS	RBS	BLK	FG%	3FG%	FT%											
13.3	5.6	4.5	0.9	46.9	0.0	61.6											
31		JARRELL HOLLIMAN - R-So. - F - 6-7 - 200 - Alpharetta, Ga. <table><tr><th>MIN</th><th>PTS</th><th>RBS</th><th>AST</th><th>FG%</th><th>3FG%</th><th>FT%</th></tr><tr><td>1.7</td><td>0.0</td><td>0.0</td><td>0.0</td><td>0.0</td><td>0.0</td><td>0.0</td></tr></table>	MIN	PTS	RBS	AST	FG%	3FG%	FT%	1.7	0.0	0.0	0.0	0.0	0.0	0.0	<ul style="list-style-type: none">- Played one year at Elmhurst College- Also ran track and field during high school career- A music major who one day would like to play in a symphony
MIN	PTS	RBS	AST	FG%	3FG%	FT%											
1.7	0.0	0.0	0.0	0.0	0.0	0.0											

INTERVIEW POLICIES

All interview requests must be made in advance to SID Emily Miles in the South Carolina Media Relations Office. Beginning with the start of practice in October, Miles will release a weekly coach and student-athlete availability schedule to media on Mondays.

Post-Game Interview Policy: After each home game, the visiting coach will address the media first, followed by South Carolina student-athletes then South Carolina head coach Frank Martin. (Depending on deadline, this may be altered on a game-by-game basis).

Road Interview Policy: Interviews with Coach Martin and Gamecock student-athletes while on the road will be scheduled according to the home post-game media procedure.

All interviews are to be coordinated through the Media Relations Office. This allows the staff to arrange the interview when it best suits the student-athlete's and the reporter's schedules. Please contact the Media Relations Office in advance to make your interview requests. Media are not permitted to contact student-athletes on their own at any time.

All interviews will take place at the designated media interview site for that day as listed in the weekly availability schedule or in the Media Relations Office.

Dormitory, apartment and cell phone numbers for student-athletes will not be provided to the media. Should you need to conduct a telephone interview with a student-athlete, a call will be placed to you from the student-athlete at a mutually agreeable time.

SOUTH CAROLINA MEDIA RELATIONS

Emily Miles, primary contact

Associate Director

cell: 803-727-3284

e-mail: efeeney@mailbox.sc.edu

Twitter: @EmilyFeeneySID

Website: www.GamecocksOnline.com

Facebook: www.Facebook.com/GamecockMBB

Twitter: @GamecockMBB

Instagram: @GamecockMBB

STAT COMPARISON

	SC	UT	NCAA Rank
Record	22-5	13-14	12/200
Conference Record	9-5	6-8	-
Current Streak	W1	W1	-
Scoring Avg.	76.9	76.4	91/105
Opponent Scoring Avg.	69.7	74.8	125/252
Scoring Margin	+7.1	+1.6	72/170
Field Goal %	.428	.419	234/273
Opponent Field Goal %	.385	.420	24/104
3-Point Field Goal %	.350	.333	158/229
Opponent 3-Point Field Goal %	.353	.339	232/148
3-Point Field Goal Made PG	6.2	7.4	250/131
3-Point Field Goal Attempts PG	17.7	22.3	274/99%
Free Throw %	.678	.731	249/53
Opponent Free Throw %	.685	.687	-
Rebounding Avg.	41.4	38.5	13/73
Opponent Rebounding Avg.	34.1	40.7	-
Rebounding Margin	+7.3	-2.1	24/260
Turnovers Avg.	14.0	11.0	290/33
Opponent Turnover Avg.	15.3	13.0	25/153
Assists Avg.	13.4	13.6	170/160
Blocks Avg.	4.5	4.9	61/40
Steals Avg.	6.8	5.7	94/229

% indicates total attempts

NCAA stats games through Feb. 21

BY THE NUMBERS

4-1

South Carolina is 4-1 in games following a loss this season, winning those four contests by an average of 6.5 points per game.

9

Carrera recorded his 9th double-double of the season vs. Florida. It's the most double-doubles by a Gamecock in a season since Emmett Hall had 11 during the 1993-94 campaign.

30+

South Carolina has 11 games this season with at least 30 free throw attempts, including 36 in the win vs. LSU. The Gamecocks rank 5th nationally in total FT attempts (782).

8

Junior guard Duane Notice was in the starting lineup for the first time this season vs. Florida. He only scored five points, but matched a career high with eight assists.

A SOUTH CAROLINA WIN WOULD ...

- Be the Gamecocks' 23rd win of the season, the most since the 2005-06 team also won 23 games on the year.
- Be the Gamecocks' 10th SEC win of the season, the most since the 2009 squad won 10 games in league play.
- Even the season series vs. the Vols to 1-1.

- Through 14 league games, Sindarius Thornwell and Michael Carrera have led the Gamecocks in scoring in all but one SEC game, Carrera leading the Gamecocks in scoring seven times, and Thornwell six.

- South Carolina is 31st in the most recent NCAA RPI (Feb. 23), and the Gamecocks are 8-3 against teams in the top 100 of the RPI.

- The Gamecocks are in their 25th season of competition in the Southeastern Conference in 2016. Carolina owns a 153-251 (.378) all-time record in SEC play.

- Frank Martin owns a 74-76 (.493) all-time record in conference games.

- Senior forward Mindaugas Kacinas was named CoSIDA Academic All-District on Feb. 11, as he holds above a 3.3 cumulative GPA. The honor is the first of his career, and Kacinas now moves onto the national ballot for Academic All-America honors.

- Earlier this season vs. Tennessee, despite a then-season high 22 points from senior forward Michael Carrera, the Gamecocks suffered a 78-69 loss on the road at Tennessee. Carolina dominated the paint, out-scoring the Vols 40-14 in the lane, but UT converted 17 Gamecock turnovers into 24 points to earn the home win. Junior guard Duane Notice (14) and freshman forward Chris Silva (11) also scored in double-figures for Carolina in the loss. UT hit an impressive 30-of-32 free throws in that contest,

- The Gamecocks hit just 32.7 percent (18-55) from the field, and Kentucky shot 48.4 percent (31-64), which saw the Wildcats post an 89-62 win over the Gamecocks in Columbia on Feb. 13. The UK win broke a 13-game South Carolina home win streak. Senior forward Michael Carrera continued to dominate on the offensive end, leading Carolina in scoring with 25 points, while pulling down 10 rebounds as well. The Wildcats saw two reach the 25-point mark, with sophomore guard Tyler Ulis leading the way with 27.

- South Carolina held off Ben Simmons and the LSU Tigers on Feb. 10 to jump to the top of the SEC standings with a 94-83 victory over the visitors. Junior guard Sindarius Thornwell led Carolina for the second straight game, hitting six shots, and adding 11 points from the charity stripe for a game high 24. Once again the Gamecocks shot well in the game, hitting 48.4

percent from the field, and 75.0 percent from the free throw line.

- The Gamecocks notched their first road win over a top-10 opponent in 10 years on Feb. 6, winning a thriller at Reed Arena vs. No. 8/8 Texas A&M, 81-78. Junior guard Sindarius Thornwell had his top game of the season, posting 25 points - just one shy of matching his career high - while also dishing an impressive nine assists to lead the Gamecocks in the win. Senior forward Michael Carrera continued his hot streak as well, scoring 20 points en route to the 1,000th of his career. Carrera also dished two assists in the win. - South Carolina's win at No. 8/8 Texas A&M marked its first road win over a top-10 opponent since defeating No. 6/7 Florida in Gainesville on Feb. 8, 2006.

- The win at A&M was the Gamecocks' second top-10 win in the last two seasons, as the Gamecocks defeated then No. 9/9 Iowa State in a neutral site meeting in New York City on Jan. 3, 2015.

- After hitting a season low 31.6 percent from the floor in the loss at Georgia on Feb. 2, the Gamecocks responded with their best shooting percentage of the conference campaign, hitting 52.6 percent from the floor in the win at Texas A&M.

- With his 20 points at A&M, Carrera became the 43rd member of the South Carolina 1,000 point club.

GAMECOCKS IN THE POLLS

South Carolina is receiving votes in both the Associated Press' Top 25 Poll and in the USA Today/Coaches Top 25 Poll this week. The Gamecocks have been receiving votes or have been ranked for the past 13 weeks in the Coaches Poll, rising to as high as 15th, and also for 13 straight weeks in the AP poll, rising to as high as 19th.

ASSOCIATED PRESS TOP 25

Feb. 22, 2016

Rk.	Team	Record	Pts.
1	Villanova (45)	24-3	1,604
2	Kansas (20)	23-4	1,580
3	Virginia	21-5	1,393
3	Oklahoma	21-5	1,393
5	Xavier	24-3	1,368
6	Michigan State	22-5	1,346
7	North Carolina	22-5	1,241
8	Iowa	20-6	1,144
9	Arizona	22-5	1,028
10	Maryland	23-5	976
11	Louisville	21-6	902
12	Miami (FL)	21-5	851
13	Oregon	21-6	842
14	West Virginia	20-7	772
15	Duke	20-7	674
16	Kentucky	20-7	627
17	Iowa State	19-8	616
18	Indiana	22-6	571
19	Baylor	20-7	521
20	Purdue	21-7	357
21	Texas A&M	20-7	283
22	Utah	21-7	253
23	Notre Dame	18-8	185
24	SMU	22-4	154
25	Texas	17-10	104

Others receiving votes: Dayton 80, Providence 48, California 34, Wichita St 33, Texas Tech 31, Wisconsin 27, Saint Joseph's 20, VCU 19, **South Carolina 12**, Hawaii 12, Saint Mary's 10, Valparaiso 3, Cincinnati 3, USC 2, San Diego State 2, UAB 1, Connecticut 1, Arkansas-Little Rock 1, Stephen F. Austin 1

Dropped from rankings: Dayton 15, Providence 23

USA TODAY TOP 25

Feb. 22, 2016

Rk.	Team	Record	Pts.
1	Villanova (25)	24-3	792
2	Kansas (7)	23-4	751
3	Virginia	21-5	679
4	Oklahoma	21-5	668
5	Xavier	24-3	652
6	North Carolina	22-5	639
7	Michigan State	22-5	626
8	Iowa	20-6	561
9	Maryland	23-5	527
10	Arizona	22-5	512
11	Miami (FL)	21-5	466
12	West Virginia	20-7	366
13	Oregon	21-6	365
14	Kentucky	20-7	333
15	Indiana	22-6	317
16	Baylor	20-7	305
17	Iowa State	19-8	304
18	Duke	20-7	303
19	Purdue	21-7	245
20	Notre Dame	18-8	176
21	Texas A&M	20-7	172
22	Dayton	21-5	121
23	Utah	21-7	120
24	Providence	19-8	102
25	Texas	17-10	66

Others receiving votes: **South Carolina 47**, Saint Mary's 42, Wichita St 32, Texas Tech 30, Pittsburgh 18, Wisconsin 15, California 11, Saint Joseph's 10, Seton Hall 6, USC 6, VCU 6, Hawaii 3, LSU 3, Michigan 1, St Bonaventure 1, San Diego State 1

Dropped from rankings: South Carolina 23



SOUTHEASTERN CONFERENCE STANDINGS

As of Feb. 23

Team	Conference	Overall
Kentucky	10-4	20-7
South Carolina	9-5	22-5
LSU	9-5	16-11
Texas A&M	9-5	20-7
Vanderbilt	7-6	16-11
Florida	7-6	17-10
Ole Miss	7-7	17-10
Georgia	7-7	14-11
Alabama	7-7	16-10
Arkansas	6-8	13-14
Tennessee	6-8	13-14
Mississippi State	5-9	12-14
Auburn	4-10	10-16
Missouri	3-11	10-17

COACHES TELECONFERENCE

The weekly SEC men's basketball coaches teleconference will begin Monday, Jan. 4 and continue through March 7. Media representatives wishing to participate in the teleconference should contact the SEC Communications Department for further details. Each coach will appear on the teleconference for seven minutes, according to the following schedule:

ORDER OF APPEARANCE

(All Times Eastern)

11:00 a.m.	Kevin Stallings, Vanderbilt
11:07 a.m.	Mike White, Florida
11:14 a.m.	Frank Martin, South Carolina
11:21 a.m.	Mark Fox, Georgia
11:28 a.m.	Johnny Jones, LSU
11:35 a.m.	John Calipari, Kentucky
11:42 a.m.	Rick Barnes, Tennessee
11:49 a.m.	Mike Anderson, Arkansas
11:56 a.m.	Avery Johnson, Alabama
12:03 a.m.	Bruce Pearl, Auburn
12:10 a.m.	Andy Kennedy, Ole Miss
12:17 a.m.	Ben Howland, Miss. State
12:24 a.m.	Kim Anderson, Missouri
12:31 a.m.	Billy Kennedy, Texas A&M

In addition, the SEC men's basketball teams who make it to postseason will be on a teleconference on Monday, March 14 beginning at 10:00 a.m. CT.

All SEC basketball teleconferences can be listened to on the internet at www.secdigitalnetwork.com shortly after the conclusion of the teleconference.

CAROLINA BENCH PRODUCTION

GAME	SC-OPP	DIFF.	SC HIGH BENCH SCORER
Norfolk State	38-36	+2	Notice, 14
Oral Roberts	26-8	+18	Notice, 18
vs. DePaul	22-32	-10	Notice, 11
vs. Hofstra	16-15	+1	Notice/Silva, 7
vs. Tulsa	15-22	-8	Notice, 11
Lipscomb	34-33	+1	Notice, 16
Western Carolina	24-17	+7	Silva, 9
USF	23-25	-2	Notice, 15
Drexel	26-19	+7	Silva, 9
at Clemson	16-8	+8	Notice, 10
vs. St. John's	26-11	+15	Notice, 20
Francis Marion	48-32	+16	Silva, 13
Memphis	28-30	-2	Notice, 15
at Auburn	24-3	+21	Notice, 12
Vanderbilt	15-23	-8	Notice, 8
at Alabama	22-28	-6	Gregory, 8
Missouri	17-31	-14	Silva, 9
at Ole Miss	20-13	+7	Notice, 14
at Tennessee	29-14	+15	Notice, 14
Mississippi State	18-4	+14	Notice, 13
Alabama	17-7	+10	Chatkevicius, 8
at Georgia	13-8	+5	Chatkevicius, 7
at Texas A&M	9-16	-7	Notice, 5
LSU	31-14	+17	Notice, 15
Kentucky	16-6	+10	Notice, 10
at Missouri	28-22	+6	Notice, 21
Florida	4-33	-29	Stroman, 4
Tennessee			
at Mississippi State			
Georgia			
at Arkansas			

SPECIALTY STATS

(PP) points in paint; (OT) points off turnovers; (2nd) second chance points; (FB) fast break points

(South Carolina-Opponent)

GAME	PP	OT	2ND	FB
Norfolk State	24-14	19-13	21-13	10-4
Oral Roberts	42-20	12-5	25-6	7-2
vs. DePaul	30-22	11-12	19-11	9-6
vs. Hofstra	44-18	13-15	24-9	8-6
vs. Tulsa	34-32	18-12	4-6	4-8
Lipscomb	54-28	18-13	13-9	16-9
Western Carolina	32-12	18-6	13-9	8-10
USF	38-30	27-8	10-13	23-9
Drexel	34-12	18-2	9-3	10-0
at Clemson	24-24	6-12	11-13	2-0
vs. St. John's	36-20	13-19	14-9	2-2
Francis Marion	34-18	29-7	10-8	12-2
Memphis	28-20	17-10	17-12	2-12
at Auburn	32-24	28-22	9-6	12-4
Vanderbilt	36-22	18-9	12-12	13-2
at Alabama	26-20	8-23	6-12	6-2
Missouri	44-32	20-9	21-5	10-19
at Ole Miss	40-26	11-9	19-13	0-8
at Tennessee	40-14	17-24	14-2	7-7
Mississippi State	36-18	18-22	14-13	4-13
Alabama	28-26	14-4	23-15	11-12
at Georgia	22-22	12-14	12-16	0-4
at Texas A&M	28-26	19-22	8-11	12-9
LSU	38-36	16-8	7-19	11-9
Kentucky	20-34	10-22	16-14	7-12
at Missouri	26-28	19-20	8-14	4-10
Florida	38-26	15-16	15-11	11-9
Tennessee				
at Mississippi State				
Georgia				
at Arkansas				
SEC Tourney				
NCAA Tourney				
SC Total	908	444	374	221
SC Average	33.6	16.4	13.9	8.2
Opp Total	624	358	284	190
Opp Average	23.1	13.3	10.5	7.0

UNIVERSITY INFORMATION

Location..... Columbia, S.C.
Founded..... 1801
Enrollment..... 32,972
Nickname..... Gamecocks
Colors Garnet (PMS 202) and Black
National Affiliation NCAA Division I
Conference..... Southeastern (SEC)
Athletics Web Address www.GamecocksOnline.com
University Web Address..... www.sc.edu
President Dr. Harris Pastides
NCAA Representative Dr. Valinda Littlefield
Athletics Director Ray Tanner
Basketball Administrator/Chief Operating Officer..... Kevin O'Connell

BASKETBALL STAFF/INFORMATION

Head Coach Frank Martin
Alma Mater..... Florida International, '93
Record At South Carolina/Seasons 67-59 (.531), 4th season
Overall Record/Seasons 184-113 (.619), 9th season
Assoc. Head Coach/Recruiting Coord. Matt Figger (Eastern Kentucky, '95)
Assistant Coach Perry Clark (Gettysburg, '74)
Assistant Coach Lamont Evans (Kansas State, '09)
Director of Basketball Operations Andy Assaley (Cincinnati, '96)
Strength & Conditioning Coach..... Scott Greenawalt (Muskingum College, '98)
Athletic Trainer Mark Rodger (Buffalo, '01)
Video Coordinator..... Patrick Schulte (Kansas State, '13)
Student-Athlete Development Doug Edwards (Florida State, '07)
Associate Media Relations Director..... Emily Miles (Feeney) (Ball State, '03)
Home Arena..... Colonial Life Arena
Capacity..... 18,000
Arena General Manager..... Lexi Boone
Press Row Phone Number 803-777-6182

BASKETBALL HISTORY

First Year of Basketball..... 1908
All-Time Record..... 1,364-1,208-1 (.530)
Overall Postseason Record..... 25-18
NCAA Tournament Appearances 8 (1971, 1972, 1973, 1974, 1989, 1997, 1998, 2004)
NCAA Tournament Record..... 4-9
Last NCAA Tournament Appearance 2004, L vs. Memphis, 59-43
NIT Appearances 11 (1969, 1975, 1978, 1983, 1991, 1996, 2001, 2002, 2005, 2006, 2009)
NIT Record 21-9
Last NIT Appearance 2009, L vs. Davidson, 70-63
Conference Championships/Titles.....
SoCon Regular Season (1927, 1933, 1934, 1945); SoCon Tournament Champion (1933); ACC Regular Season (1970);
ACC Champion (1971); SEC Regular Season (1997); SEC East Division Co-Champions (2009)

TEAM INFORMATION

2014-15 Record 17-16
Southeastern Conference Record/Finish 6-12/t-11th
SEC Tournament Record 2-1
Postseason N/A
Letterwinners Returning/Lost..... 8/4
Starters Returning/Lost 4/1
**based on final game starters from 2014-15 season*
Newcomers 7
Roster Breakdown 4 seniors, 3 juniors, 2 sophomores, 7 freshmen

SCOUTING TENNESSEE

- The Vols enter Wednesday's contest with a 13-14 overall record, which includes a 6-8 mark in SEC games.
- Tennessee is 1-9 in away games this season, the lone win coming in a 80-75 win at Mississippi State on Jan. 16.
- In its last game, Tennessee posted an 81-65 win over LSU in Knoxville. Senior forward Armani Moore led the Vols with 17 points and 10 rebounds, and junior guard Robert Hubbs III posted a team high 19 points in the win.
- Versus LSU, UT shot 49.2 percent from the floor and out-rebounded the Tigers 42-35.
- Senior guard Kevin Punter ranks second in the SEC in scoring with 22.2 points per game in overall games this season, however, he missed the LSU contest due to a foot injury and is listed as day-to-day entering Wednesday's matchup.
- The Vols lead the SEC and rank 32nd nationally in fewest turnovers per game (11.0 tpg).
- Moore (11.8) and Hubbs (11.2) also score in double-figures in overall games this season.
- UT is led by head coach Rick Barnes in his first season in Knoxville.



UP NEXT

South Carolina travels to Mississippi State on Saturday in the second meeting between the two schools this season. The Gamecocks posted an 84-74 win over the Bulldogs in Columbia on Jan. 26 behind a career high 34 points from senior forward Michael Carrera. Game time in Starkville is set for 2:30 p.m. ET.

GAMECOCK DEFENSE

Gamecock opponents average 69.7 points per game this season against the Carolina defense, which also forces an average of 15.3 turnovers per game, and collects 6.8 steals per game. Below is a quick look at where the Gamecocks rank in the SEC (overall games) in a selection of defensive categories (through Feb. 20 games):

Scoring Defense: 7th, 69.7 opp. points per game (Texas A&M 1st with 65.8 per game)
FG Percent Defense: 4th, 39.5 percent (Vanderbilt 1st with 38.0 percent)
Rebounding Defense: 2nd, 34.1 opponent rebounds per game (Kentucky 1st with 33.5 per game)
Steals: 5th, 6.8 per game (LSU 1st with 7.8 per game)
Defensive Rebound Percent: 1st, 70.9 percent (729 defensive rebs., compared to 299 opponent offensive rebs. per game)

GAMECOCK OFFENSE

South Carolina has scored at least 80 points in 12 games this season, capped by its 94-point effort vs. Hofstra and LSU. Last season, Carolina eclipsed the 80-point mark just four total times. Below is a quick look at where the Gamecocks rank in the SEC (overall games) in a selection of offensive categories (through Feb. 20 games):

Scoring: 5th, 76.9 points per game (LSU 1st with 80.1 per game)
Scoring Margin: 4th, +7.1 margin (Kentucky 1st with +11.3)
3-point FG Percent: 6th, 35.0 percent (Arkansas 1st with 40.3 percent)
Offensive Rebounds: 1st, 14.4 per game

BY THE NUMBERS

10 - The Gamecocks committed just 10 turnovers in the win vs. Florida. It was the second-fewest turnovers in a game during SEC play this season for Carolina.
8 - Junior guard Duane Notice matched a career high with eight assists in the win vs. Florida. It marked the 14th time this season a Gamecock player has had five or more assists in a game.
44 - Junior guard Sindarius Thornwell played a team high 44 minutes in the win vs. Florida, a new career high.
18,000 - The contest vs. Florida marked the third sellout this season, and also marked the first time that the Colonial Life Arena has been sold out three times in one season for men's basketball.
32 - Junior guard Duane Notice is just 32 points away from reaching 1,000 for his career. When he reaches the mark, he'll be the third Gamecock this season to reach the career milestone - junior guard Sindarius Thornwell tallied his 1,000th career point vs. Vandy on Jan. 9, and senior forward Michael Carrera reached the mark vs. Texas A&M on Feb. 6.
7 - Senior forward Michael Carrera is one of just seven Gamecocks all-time to reach 1,000 points and at least 700 rebounds.
17.0/9.1 - Senior forward Michael Carrera ranks seventh in the league in strictly league games with 17.0 points per game, and third with 9.1 rebounds per game.
33.6 - The Gamecocks have out-scored 23 of 27 opponents this season in points in the paint, averaging 33.6 points in the paint per game. That accounts for 43.7 percent of the Gamecocks' points scored this season.

5 - Rookie forward Raymond Doby saw seven minutes of action in the victory vs. LSU, scoring five points to help the Gamecocks in a critical stretch in the second half. Doby scored three of those points at the foul line, while also dishing an assist and grabbing a steal.

25/24 - Junior guard Sindarius Thornwell tallied 25 points in the win at Texas A&M on Feb. 6 and 24 in the matchup vs. LSU. It marked the first back-to-back 20-point performances for Thornwell since his rookie season of 2013-14.

9+ - In its 25 seasons in the SEC the Gamecocks have won nine or more SEC games just four times, including this season.

31 - The Gamecocks bench accounted for 31 points in the win vs. LSU, the most bench points scored for Carolina during the SEC campaign.

14 - South Carolina's 14 home wins this season are the most since the 2008-09 Gamecocks went 16-3 at Colonial Life Arena.

2 - Senior forward Mindaugas Kacinas hit a pair of 3s in the Gamecock upset win at Texas A&M on Feb. 6. He had only made one three in the previous nine SEC games to start the league campaign in 2016.

22 - The Gamecocks dished 22 assists on 30 made baskets in the win at Texas A&M. The second-most assists in a game this season for Carolina (24 vs. Lipscomb).

9 - Junior guard Sindarius Thornwell matched a career high with nine assists in the win at Texas A&M. For the year, Thornwell leads the Gamecocks with 3.6 assists per game.

6-6/5-5 - In the win at A&M, senior forward Michael Carrera reached his 1,000th career point, hitting 6-of-6 from the field, and 5-of-5 from the 3-point line. His five made 3s marked a new career high.

46.9% - In overall games this season senior forward Michael Carrera has hit 45-of-96 attempts from 3-point range, 46.9 percent.

10+ - At least two Gamecocks have reached double-figure scoring in every game this season, with the exception of the Alabama contest on Jan. 13.

50+ - South Carolina has four games with at least 50 rebounds this season, including 51 on Jan. 26 vs. Mississippi State and 50 vs. Alabama on Jan. 23.

25 - Carolina out-rebounded Mississippi State by 25 on Jan. 26, the biggest margin for the Gamecocks since out-rebounding The Citadel by 24 on Nov. 12, 2007. A span of 271 games.

34 - Senior forward Michael Carrera's 34 points against Mississippi State were the most scored by a Gamecock since Brenton Williams tallied 32 in a road contest at Missouri on Jan. 25, 2014.

10 - Senior forward Mindaugas Kacinas pulled down 10 rebounds to go along with seven points in the win vs. MSU. It marked Kacinas' 14th career game with double-figure rebounds and his third of the season.

18 - Rookie guard Jamall Gregory played a season high 18 minutes in Carolina's win at Ole Miss on Jan. 19. Gregory scored four points, including a highlight reel dunk in the second half, while also pulling down five rebounds. He also aided the Gamecock offense with two assists against zero turnovers in the contest.

11 - South Carolina trailed by as many as 11 points in the matchup at Ole Miss before the comeback win. It was Carolina's first comeback win in a true road game after trailing by double-digits since posting a 58-55 win at Clemson on Dec. 4, 2011. The Gamecocks trailed the Tigers by 10 in that contest.

5 - In scoring a team high 22 points at Auburn, Thornwell hit a career high five 3s. It was the most made 3s in a game by a Gamecock since classmate Duane Notice hit his own career high five vs. Clemson last season.

+7.3 - The Gamecocks have out-rebounded 21 of 27 opponents this season by a mark of +7.3 rebounds per game, which leads the SEC and ranks 24th nationally.

53: Carolina's 53 rebounds versus Memphis marked the most for the Gamecocks in a game since pulling down 55 vs. USC Upstate on Nov. 23, 2010.

12-12: Junior guard Duane Notice hit 12-of-12 from the free throw line in the Jan. 2 win vs. Memphis. It marked career highs for Notice in both makes and attempts, and the top mark by a Gamecock this season.

7 - Freshman forward Eric Cobb pulled down a team high seven rebounds in the win vs. Francis Marion, which also marked a season high for him.

42 - South Carolina ranks 42nd in the most recent ESPN BPI (Feb. 23), which accounts for the final score, pace of play, site, strength of opponent and absence of key players in every Division I men's game.

18 - Junior guard Duane Notice hit five 3s in the Feb. 16 game at Mizzou. It marked the 18th time in his career that he has hit at least three from beyond the arc in a game.

39 - 39 opposing players have fouled out through Carolina's first 27 games, and opponents are averaging 24.2 fouls committed this season. A deep bench has helped the Gamecocks have just eight DQs so far this season, with an average of 20.3 fouls per game.

36 - South Carolina trailed for only 36 seconds in three games at the Paradise Jam, all against Hofstra.

48.4% - The Gamecocks shot 48.4 percent from the floor in three games at the Paradise Jam, led by senior forward Mindaugas Kacinas' 65.5 percent (19-29) at the event.

3.0 - In the spring of 2015 the Gamecocks posted their fifth-straight semester of a 3.0 cumulative team GPA or higher.

SERIES VS. TENNESSEE

UT leads the all-time series with South Carolina 42-24, but the series is tied at 14-14 in games played in Columbia. The Vols have won nine of the last 10 meetings, and 17 of the last 20. The last Carolina home win vs. UT came in an 81-64 victory on Feb. 17, 2007. Below is a breakdown of the last 10 meetings between the two schools:

TENNESSEE (24-42)

H: 14-14; A: 8-24; N: 2-2

F. 16, 2011	A	67-73	L
M. 3, 2011	H	69-73	L
F. 8, 2012	A	57-69	L
F. 25, 2012	H	64-73	L
F. 10, 2013	H	61-66	L
F. 8, 2014	A	53-72	L
M. 14, 2014	N	44-59	L
J. 20, 2014	H	62-66	L
M. 7, 2015	A	60-49	W
J. 23, 2016	A	69-78	L

CAROLINA TRENDS UNDER MARTIN

Gamecock trends under Frank Martin ...

- South Carolina is 40-29 when posting at least six made 3s in a game.
 - South Carolina posted a season high 12 made 3s in the upset road win at No. 8/8 Texas A&M on Feb. 6.
- South Carolina is 54-22 when scoring more points in the paint than its opponent.
 - The Gamecocks posted a 2015-16 season high 54 points in the paint vs. Lipscomb.
- South Carolina is 55-28 when holding its opponents to under 45 percent from the field.
 - South Carolina has held 21 of 27 opponents under 45 percent from the field this season, most recently Florida (36.9%).
- South Carolina is 53-26 when out-rebounding its opponent.
 - The Gamecocks out-rebounded Mississippi State by 25 in the Jan. 26 win vs. the Bulldogs.

KACINAS MOVING UP CAREER CHARTS

Senior forward Mindaugas Kacinas is moving up in the Gamecock record book in career games played and also in career field goal percentage. His 51.5 percent from the floor leads the Gamecocks this season.

GAMES PLAYED

1. 135, Brandon Wallace (2004-07)
2. 134, Tre' Kelley (2004-07)
3. 132, Carlos Powell (2002-05)
4. 125, Mike Boynton, Jr. (2001-04)
- 125, Mindaugas Kacinas (2012-present)**
6. 123, BJ McKie (1996-99)
- 123, Aaron Lucas (1999-2002)
- 123, Tarence Kinsey (2003-2006)
9. 122, Bud Johnson (1996-99)
- 122, Herbert Lee Davis (1997-2000)

FIELD GOAL PCT. (Min. 200 att.)

1. .596 (678-1138), Jimmy Foster (1981-84)
2. .579 (191-340), Golie Augustus (1975-78)
3. .575 (261-454), Kevin Darmody (1980-83)
4. .571 (124-217), Edmond Wilson (1991-93)
5. .553 (317-573), Renaldo Balkman (2003-06)
6. .550 (357-649), Danny Traylor (1971-73)
7. .542 (434-801), Cedrick Hordges (1979-80)
8. .538 (855-1590), Alex English (1973-76)
- 9. .535 (303-566), Mindaugas Kacinas (2012-15)**
10. .530 (472-890), Joe Rhett (1989-92)

CARRERA, NOTICE MARKING RECORD BOOK

Senior forward Michael Carrera now ranks in the Gamecock top 10 in both career rebounds and 3-point field goal percentage. His 7.7 rebounds per game lead Carolina this season and rank among SEC leaders. Junior guard Duane Notice also ranks among Carolina's best in 3-point field goal percentage, hitting 41.2 percent this season.

REBOUNDS

1. 1159, Lee Collins (1953-56)
2. 1116, Tom Owens (1969-71)
3. 1064, Alex English (1973-76)
4. 1001, Joe Smith (1952-55)
5. 1000, Jimmy Foster (1981-84)
6. 775, Brandon Wallace (2003-07)
- 7. 760, Michael Carrera (2012-present)**
8. 758, Darryl Martin (1986-88)
9. 744, Mike Callahan (1958-60)
10. 680, Tony Kitchings (1999-2003)

3-POINT PCT. (Min. 50 made)

1. .466 (117-251), Brent Price (1988-89)
2. .412 (169-410), Brenton Williams (2011-14)
3. .410 (102-249), Bryce Sheldon (2006-07)
4. .396 (131-330), Evaldas Baniulis (2006-10)
5. .388 (215-554), BJ McKie (1996-99)
6. .385 (264-686), Jamel Bradley (1999-2002)
- 7. .384 (71-185), Michael Carrera (2012-present)**
- 8. .381 (136-357), Duane Notice (2013-present)**
9. .376 (139-370), Jo Jo English (1989-92)
10. .371 (147-396), Brandis Raley-Ross (2006-10)

CHATKEVICIUS HITS 100 CAREER BLOCKS

Senior forward Laimonas Chatkevicius has reached the 100-career block milestone, now ranking in the Carolina top 10 with 102 career blocked shots.

BLOCKED SHOTS

1. 275, Sam Muldrow (2007-11)
2. 249, Brandon Wallace (2003-07)
3. 235, Danny Traylor (1971-73)
4. 230, Alex English (1973-76)
5. 226, Jeff Roulston (1989-92)
6. 160, Mike Brittain (1983-86)
7. 124, Ryan Stack (1995-98)
8. 123, Tony Kitchings (1999-2003)
9. 112, Renaldo Balkman (2003-06)
10. 102, Laimonas Chatkevicius (2012-present)

MARTIN EARNS MID-SEASON HONOR

South Carolina head men's basketball coach Frank Martin is the recipient of the Jim Phelan Award Mid-Season Honors, as announced by College Insider in January. The Phelan Award is presented annually to the top coach in Division I men's basketball. The award is named in honor of Jim Phelan who coached his entire career at Mount Saint Mary's University. He led the Mountaineers to the 1962 NCAA Men's Division II Basketball Championship.

CARRERA MAKES GAMECOCK HISTORY VERSUS MISSISSIPPI STATE

Senior forward Michael Carrera averaged 27.0 points and 13.0 rebounds when he made Gamecock history last week, posting the first 30-point, 10-rebound game for Carolina since the Gamecocks joined the SEC with a career high 34 points and matching a career high with 15 rebounds in the win vs. Mississippi State. Carrera was 10-of-16 from the floor in the game, which included a pair of 3s, while he was also 12-of-15 from the free throw line. Carrera also blocked a season high three shots. The win vs. the Bulldogs gave Carolina 18 for the season the most since the 2008-09 campaign when the Gamecocks won 21 games. Carrera followed with another team-leading performance in the win vs. Alabama, posting his second-straight double-double and his third-straight 20-point game. He posted another fantastic effort from the charity stripe, hitting 12-of-14 attempts, while he also dished three assists and collected two steals in the win. Down by as many as 14 with 10 minutes remaining in the second half, Alabama pulled to within six with just over four minutes remaining, but Carrera responded, hitting a crucial 3 on the next Carolina possession to push the Gamecock lead back to nine with four minutes remaining. Carrera was a perfect 6-of-6 from the charity stripe in the final five minutes of the win vs. the Crimson Tide.

FLORIDA GAME NOTES

- The 22 wins this season is second-most for the program since winning 23 in 2005-06. The nine SEC wins are the most since the 2009 team won 10.
- The win snaps Florida's seven-game win streak in the series. South Carolina is 14-21 at home in the series, but had not won at Colonial Life Arena since February 2010.
- This is the first overtime matchup in the all-time series.
- Sindarius Thornwell and Michael Carrera set new career highs in minutes played, at 44 and 43, respectively.
- In his first start of the season, Duane Notice matched his career high with eight assists and added four rebounds over 36 minutes.
- The Gamecocks leaned on their starters for the game, getting only four bench points compared to 33 for Florida.

MISSOURI GAME NOTES

- The team has lost back-to-back games for just the first time since February of last season, a span of 32 games. The loss also snaps a three-game win streak against the Tigers, but the Gamecocks are still winless in three attempts at Missouri.
- Duane Notice's 21 points were a new season high, and his five 3-pointers tied a career high.
- Missouri's 46 total rebounds tied USF for the most rebounds by a Gamecock opponent this season. The Tigers also attempted 38 free throws, another season high for an opponent.

KENTUCKY GAME NOTES

- Saturday was the team's second sell out crowd at Colonial Life Arena, with both coming over the last three games. The team is averaging over 12,000 fans per game this season.
- South Carolina's home win streak comes to an end at 13 games. It was the longest since the 1997-98 team also won 13 in a row.
- Michael Carrera is averaging 20.8 points and 7.9 rebounds over the team's last eight games, and has four double-doubles in the last six games.
- Tyler Ulis is the first opposing player to reach double figures in assists against Carolina since Dee Bost for Mississippi State did it on Feb. 29, 2012. Ulis finished with 12.

LSU GAME NOTES

- The 21 wins and eight in conference play are the most since 2008-09. This is Carolina's first win over LSU since 2013, the Tigers had won the previous three meetings. The team's 94 points in the win are the most scored in the series since putting up 106, which coincidentally also came on February 10 (of 1996).
- PJ Dozier had one of his best games in SEC play, finishing with 12 points, three assists and zero turnovers. He would score 10 second-half points to give him his first game with double-digit points since getting 11 against Missouri.
- The offense racked up 94 points, matching a season high. As a team, Carolina shot 55 percent (17-of-31) in the second half and made 4-of-8 3-pointers.

KACINAS EARNS SEC PLAYER OF THE WEEK

Senior Mindaugas Kacinas was named the SEC Player of the Week on Monday, Nov. 30, his second-career weekly honor, after earning Freshman of the Week honors in 2012. The forward from Klaipeda, Lithuania, averaged 13.0 points and 7.0 rebounds per game the previous week in helping to lead the Gamecocks to two victories vs. Tulsa and Lipscomb, extending their win streak to six games to start the season. Kacinas scored 11 points and pulled down eight rebounds en route to a place on the Paradise Jam All-Tournament Team when the Gamecocks defeated previously unbeaten Tulsa and he provided 15 points, hitting 7-of-10 attempts from the floor, while also pulling down six rebounds in the win vs. Lipscomb.

KACINAS SHINES AT PARADISE JAM

Senior forward Mindaugas Kacinas put together one of the best stretches of his career in the Garnet and Black in three games at the U.S. Virgin Islands Paradise Jam. Kacinas paced the Gamecocks with a career high 23 points in the opening-round win vs. DePaul, hitting career marks with 10 makes on 15 attempts at the free throw line. He followed with an 18-point, 5-rebound effort in the win vs. Hofstra, hitting 9-of-10 from the floor. He concluded tournament action as one of five Gamecocks in double figures with 11 and eight rebounds in the championship win vs. Tulsa. For the event, he averaged a team high 17.3 points per game.

KACINAS NOMINATED FOR NABC GOOD WORKS TEAM

Senior forward Mindaugas Kacinas is one of 257 nominees for the NABC Good Works Team, an award which shines a spotlight on student-athletes who have shown dedication to service in their communities. Kacinas has been involved in numerous community service projects during his time at South Carolina. He has visited Transitions, a shelter in Columbia that helps prepare meals for the homeless, assisted Ronald McDonald House with household chores as well as baking and making care packages for the families. He has participated in several food drives and basketball clinics and been involved with the Special Olympics on numerous occasions, running drills, helping with a basketball tournament and playing games with the Special Olympics athletes. Kacinas has spent time reading to children at local elementary schools, participated in the Make-A-Wish Foundation and joined his teammates for two consecutive years in projects for the "8K in 8 Days" campaign. Most recently, the team contributed to the community following the historic flooding in Columbia, visiting a local Red Cross Shelter to help make care packages for families in need.

THORNWELL NAMED TO PRESEASON SQUAD

The Southeastern Conference unveiled its 12th annual men's basketball coaches pre-season All-SEC teams prior to the start of the season, and it was announced that Carolina junior guard Sindarius Thornwell was named to the second team. It marks the second-straight season that Thornwell has garnered second-team preseason honors from the coaches. Thornwell scored 11.1 points per game last season, while he also pulled down a career high 4.9 rebounds and collected 1.3 steals per game.

DOWNEY NAMED SEC LEGEND

The Southeastern Conference released its list of 2016 Allstate SEC Basketball Legends in mid-February, where it was announced that Devan Downey would be South Carolina's Legend. Downey ranks fourth on the South Carolina all-time scoring list with 1,901 points, a mark he achieved in just three seasons (2008-10). He was a three-time first-team All-SEC performer by the AP and Coaches and earned honorable mention All-America honors in 2009 and 2010. He was also a two-time SEC All-Defensive team selection in '09 and '10. He owns the program's career record in steals, ranks second in field goals made, third in career scoring average and fourth in assists per game. This past fall, he became the 23rd member of the program to be inducted into the South Carolina Athletics Hall of Fame.

SEC PRESEASON POLL

The SEC released its preseason poll for the upcoming 2016 league campaign prior to the start of the season, and it was announced that the Gamecocks were predicted to finish seventh by a panel of both SEC and national media members. It was the highest predicted finish for Carolina since the league combined its East and West Divisions into one beginning with the 2012 league season. The media predicted Kentucky to win the SEC in 2016, followed by Vanderbilt, Texas A&M, LSU, Georgia, Florida and the Gamecocks.

SEC TOURNAMENT

The SEC Men's Basketball Tournament returns to Bridgestone Arena in Nashville in 2016. It will be the sixth time that the arena has served as the host of the SEC Tournament, having also hosted in 2001, 2006, 2010, 2013 and 2015. Also the home of the NHL's Nashville Predators, Bridgestone Arena has the distinction of being one of the busiest venues in the United States over the past decade and a half, hosting more than 18 million guests during that time. Seating capacity is approximately 19,395 for basketball games. The winner of the 13-game tournament receives the SEC's automatic bid to the NCAA Tournament. The tournament seeds are determined by the 18-game conference schedule during the regular season. Teams are seeded 1-14 based on their regular season conference finish.

NON-CONFERENCE SCHEDULE

The Gamecocks finished the 2015-16 non-conference schedule with an undefeated record at 13-0. Carolina's non-conference slate featured five teams picked in the top half of their respective league preseason polls, including Hofstra, who was picked to win the Colonial Athletic Association. The lineup also featured three teams that had their conference preseason player of the year in Jeff Short (Norfolk State/MEAC), Obi Emegano (Oral Roberts/Summit League) and Juan'ya Green (Hofstra/CAA). Tulsa, Lipscomb and Western Carolina also had players selected to their conference preseason team of the year.

KEITA SIGNS WITH GAMECOCKS

South Carolina head men's basketball coach Frank Martin announced the signing of Sedee Keita (F - 6-9 - 215 - Philadelphia, Pa. - 22ft Basketball Academy (Greenville, S.C.)) to a National Letter of Intent during the fall signing period to join the Carolina basketball team. Keita will join the Gamecocks for the 2016-17 campaign and will have four years of eligibility beginning next fall.

Sedee Keita (F - 6-9 - 215 - Philadelphia, Penn. - 22ft Basketball Academy (Greenville, S.C.))

Noted as an athletic power forward who has a strong frame and good mobility and agility for his size ... A four-star recruit according to ESPN.com and rated the 78th player in the ESPN100 ... Also a four-star recruit according to Rivals.com and the No. 82 prospect overall ... Plays at 22ft Basketball Academy for coach Ryan Schmidt in Greenville, S.C. ... Native of Philadelphia.

LAST TIME VS. TENNESSEE

TENNESSEE 78, SOUTH CAROLINA 69
JAN. 23, 2016/THOMPSON-BOLING ARENA

KNOXVILLE, Tenn. - A career day from Tennessee's Kevin Punter would be too much to overcome for the No. 24/18 South Carolina Gamecocks, who fell to the Vols 78-69 Saturday afternoon. Michael Carrera scored a season-high 22 points but was countered by Punter's career-high 36, 27 that came in the second half alone. Carolina falls back to 17-2 overall and 4-2 in the SEC, Tennessee is 10-9, 3-4 in conference play.

Chris Silva paced the team early on, scoring six of the team's first 10 points and pulling down four of its first eight rebounds. Both teams needed time early to adjust to the physicality of the game, and two would combine for just eight field goals in the first eight minutes of action. Tennessee took advantage of 12-straight missed field goals for the Gamecocks and built its widest margin of the half with a 19-11 with seven minutes remaining in the period.

Despite the lack of scoring from the Gamecocks, Tennessee would not be able to take full advantage. It would only outscore Carolina 9-1 in the eight minutes between field goals, and would only stake itself out to the eight-point lead before PJ Dozier broke the spell with a layup at the 6:27 mark. The basket would open things up for the team, as it led to a 7-0 run that got the Gamecocks back in the mix in the final five minutes of action.

The Vols tried to pull away one last time before the break, but three more points from Silva and a 3-pointer by Michael Carrera made it a 29-28 UT lead at halftime. Silva would finish with nine points and five rebounds in the half, but ten turnovers and a 33 percent success rate from the floor kept the Gamecocks from taking the lead at any point in the first 20 minutes.

A pair of 3s from the Volunteers opened the second half and forced an early South Carolina timeout. The Gamecocks rallied back behind three-point plays inside from Laimonas Chatkevicius and Carrera, but Tennessee hit its third and fourth 3s of the first four minutes to carry a 43-36 lead into the first media timeout. In total, the home side converted its first seven attempts from 3 in the second half to push the lead into double digits with nine minutes to play (58-47).

Kevin Punter, the conference's second-leading scorer, paced Tennessee in the second half. He accounted for 14 of the team's first 29 points, all coming in just 10 minutes of playing time for the senior. After back-to-back baskets from Carolina cut the UT down to 58-53, the Vols took advantage of mental mistakes and scored nine straight points in just over two minutes to push the lead back into double digits with five minutes to go.

South Carolina rallied back within six, 68-62, with 2:24 still remaining, but Punter would convert ten straight free throws over the next two minutes to put any shot at back-to-back comebacks to rest for Carolina.



Official Basketball Box Score - Game Totals - Final Statistics
South Carolina vs Tennessee
01/23/16 12:01 p.m. at Knoxville, Tenn. (Thompson-Boling Arena)

South Carolina 69 • 17-2, 4-2 SEC

#	Player	Total		3-Ptr		Rebounds		PF	TP	A	T	Blk	Stl	Min
		FG	FGA	FG	FGA	FT	FTA							
14	CHATKEVICIUS, L.	2-6	0-1	4-5	3	1	4	3	8	1	2	1	1	24
24	CARRERA, Michael	8-14	2-4	4-4	2	6	8	2	22	0	2	0	0	28
25	KACINAS, Mindaugas	1-5	0-1	0-0	1	3	4	3	2	0	0	0	1	28
00	THORNWELL, Sindarius	1-8	0-3	0-2	0	0	0	1	2	4	5	0	0	31
16	DOZIER, PJ	2-5	0-1	2-2	0	2	2	4	6	1	3	0	1	17
01	STROMAN, Marcus	0-1	0-0	0-0	1	0	1	1	0	0	3	0	0	12
04	GREGORY, Jamall	1-1	0-0	0-0	1	0	1	3	2	0	0	0	1	7
10	NOTICE, Duane	5-8	2-4	2-4	1	3	4	3	14	5	1	0	0	27
20	MCKIE, Justin	1-3	0-0	0-0	2	0	2	1	2	0	0	0	0	3
23	COBB, Eric	0-1	0-0	0-0	1	1	2	0	0	0	0	0	0	2
30	SILVA, Chris	4-8	0-0	3-6	3	2	5	3	11	0	1	1	3	21
Team														
Totals		25-60	4-14	15-23	16	18	34	24	69	11	17	2	7	200

FG % 1st Half: 8-24 33.3%	2nd half: 17-36 47.2%	Game: 25-60 41.7%	Deadball Rebounds 4
3FG % 1st Half: 2-7 28.6%	2nd half: 2-7 28.6%	Game: 4-14 28.6%	
FT % 1st Half: 10-16 62.5%	2nd half: 5-7 71.4%	Game: 15-23 65.2%	

Tennessee 78 • 10-9, 3-4 SEC

#	Player	Total		3-Ptr		Rebounds		PF	TP	A	T	Blk	Stl	Min
		FG	FGA	FG	FGA	FT	FTA							
04	Moore, Armani	1-4	0-0	2-2	1	5	6	4	4	4	5	1	5	31
05	Schofield, Admiral	2-3	1-1	2-2	1	2	3	3	7	1	2	0	0	22
00	Punter, Kevin	8-16	6-11	14-15	0	1	1	3	36	1	3	0	4	35
03	Huhbs III, Robert	2-8	0-1	8-8	4	4	8	1	12	0	2	0	1	28
34	Baulkman, Devon	2-6	1-3	0-0	1	2	3	0	5	4	2	0	1	29
02	Kasongo, Ray	0-0	0-0	0-0	0	2	2	0	0	0	0	0	0	4
11	Alexander, Kyle	1-1	0-0	0-1	3	3	6	3	2	0	2	1	0	8
15	Mostella, Detrick	3-7	2-5	2-2	2	2	2	10	1	1	1	0	0	26
20	Reaser, Derek	0-1	0-0	0-0	1	2	3	5	0	0	0	1	1	16
25	Phillips, Shembari	0-0	0-0	2-2	0	0	0	0	2	0	1	0	0	1
Team														
Totals		19-46	10-21	30-32	11	23	34	21	78	11	18	3	12	200

FG % 1st Half: 7-22 31.8%	2nd half: 12-24 50.0%	Game: 19-46 41.3%	Deadball Rebounds 0
3FG % 1st Half: 1-9 11.1%	2nd half: 9-12 75.0%	Game: 10-21 47.6%	
FT % 1st Half: 14-16 87.5%	2nd half: 16-16 100.0	Game: 30-32 93.8%	

Officials: Lee Cassell, Jacyn Gable, Doug Simmons
Technical fouls: South Carolina-None. Tennessee-Schofield, Admiral.
Attendance: 18,928

Score by periods	1st	2nd	Total
South Carolina	28	41	69
Tennessee	29	49	78

Last FO - SC 2nd-00:15, UT 2nd-00:42.
Largest lead - SC by 2 1st-16:28, UT by 12 2nd-05:19.
SC led for 01:06, UT led for 32:37, Game was tied for 06:16.

Points	In	Off	2nd	Fast	Break	Bench
SC	40	17	14	7	7	23
UT	14	24	2			14

Score tied - 6 times.
Lead changed - 2 times.

GAME #28 - VS. TENNESSEE - WEDNESDAY, FEB. 24, 2016 - GAMECOCK BASKETBALL

ROSTER BREAKDOWN

Returning Starters (4)

Michael Carrera
Laimonas Chatkevicius
Duane Notice
Sindarius Thornwell
**based on final game of 2014-15 season*

Returning Letterwinners (8)

Michael Carrera
Laimonas Chatkevicius
Mindaugas Kacinas
Justin McKie
Duane Notice
Brian Steele
Marcus Stroman
Sindarius Thornwell

Guards (9)

TeMarcus Blanton
PJ Dozier
Jamall Gregory
Justin McKie
Duane Notice
John Ragin
Brian Steele
Marcus Stroman
Sindarius Thornwell

Forwards (7)

Michael Carrera
Laimonas Chatkevicius
Eric Cobb
Raymond Doby
Jarrell Holliman
Mindaugas Kacinas
Chris Silva

By Height

Jamall Gregory (6-2)
Duane Notice (6-2)
John Ragin (6-2)
Marcus Stroman (6-2)
Justin McKie (6-4)
TeMarcus Blanton (6-5)
Michael Carrera (6-5)
Brian Steele (6-5)
Sindarius Thornwell (6-5)
Raymond Doby (6-6)
PJ Dozier (6-6)
Jarrell Holliman (6-7)
Mindaugas Kacinas (6-7)
Eric Cobb (6-9)
Chris Silva (6-9)
Laimonas Chatkevicius (6-11)

2015-16 SOUTH CAROLINA MEN'S BASKETBALL ROSTER

Alphabetical Roster

No.	Name	Pos.	Ht.	Wt.	Cl.	Exp.	Hometown/High/Last School
5	TeMarcus Blanton	G	6-5	215	R-FR	HS	Locust Grove, Ga./Luella
24	Michael Carrera	F	6-5	214	SR	3VL	Anzoátegui, Venezuela/Montrose Christian School
14	Laimonas Chatkevicius	F	6-11	245	SR	3VL	Klaipeda, Lithuania/South Kent School
23	Eric Cobb	F	6-9	296	FR	HS	Jacksonville, Fla./St. Francis Academy (Maryland)
2	Raymond Doby	F	6-6	233	FR	HS	Cahokia, Ill./Montrose Christian/St. John's Northwestern Military Acad. (Wisconsin)
15	PJ Dozier	G	6-6	200	FR	HS	Columbia, S.C./Spring Valley
4	Jamall Gregory	G	6-2	202	FR	HS	Washington, D.C./Coolidge/Elev8 Institute (Florida)
31	Jarrell Holliman	F	6-7	200	R-SO	1VL	Alpharetta, Ga./Alpharetta/Elmhurst College
25	Mindaugas Kacinas	F	6-7	229	SR	3VL	Klaipeda, Lithuania/Word of Life Fire Traditional School
20	Justin McKie	G	6-4	197	JR	2VL	Columbia, S.C./Irmo
10	Duane Notice	G	6-2	218	JR	2VL	Woodbridge, Canada/St. Michael's/St. Thomas More (Oakdale, Conn.)
21	John Ragin	G	6-2	177	FR	HS	Eastover, S.C./Cardinal Newman
30	Chris Silva	F	6-9	220	FR	HS	Libreville, Gabon/Roselle (N.J.) Catholic
35	Brian Steele	F	6-5	204	SR	3VL	Greenville, S.C./Wade Hampton School
1	Marcus Stroman	G	6-2	185	SO	1VL	Columbia, S.C./Keenan
0	Sindarius Thornwell	G	6-5	215	JR	2VL	Lancaster, S.C./Oak Hill Academy

Numerical Roster

No.	Name	Pos.	Ht.	Wt.	Cl.	Exp.	Hometown/High/Last School
0	Sindarius Thornwell	G	6-5	215	JR	2VL	Lancaster, S.C./Oak Hill Academy
1	Marcus Stroman	G	6-2	185	SO	1VL	Columbia, S.C./Keenan
2	Raymond Doby	F	6-6	233	FR	HS	Cahokia, Ill./Montrose Christian/St. John's Northwestern Military Acad. (Wisconsin)
4	Jamall Gregory	G	6-2	202	FR	HS	Washington, D.C./Coolidge/Elev8 Institute (Florida)
5	TeMarcus Blanton	G	6-5	215	R-FR	HS	Locust Grove, Ga./Luella
10	Duane Notice	G	6-2	218	JR	2VL	Woodbridge, Canada/St. Michael's/St. Thomas More (Oakdale, Conn.)
14	Laimonas Chatkevicius	F	6-11	245	SR	3VL	Klaipeda, Lithuania/South Kent School
15	PJ Dozier	G	6-6	200	FR	HS	Columbia, S.C./Spring Valley
20	Justin McKie	G	6-4	197	JR	2VL	Columbia, S.C./Irmo
21	John Ragin	G	6-2	177	FR	HS	Eastover, S.C./Cardinal Newman
23	Eric Cobb	F	6-9	296	FR	HS	Jacksonville, Fla./St. Francis Academy (Maryland)
24	Michael Carrera	F	6-5	214	SR	3VL	Anzoátegui, Venezuela/Montrose Christian School
25	Mindaugas Kacinas	F	6-7	229	SR	3VL	Klaipeda, Lithuania/Word of Life Fire Traditional School
30	Chris Silva	F	6-9	220	FR	HS	Libreville, Gabon/Roselle (N.J.) Catholic
31	Jarrell Holliman	F	6-7	200	R-SO	1VL	Alpharetta, Ga./Alpharetta/Elmhurst College
35	Brian Steele	F	6-5	204	SR	3VL	Greenville, S.C./Wade Hampton School

Head Coach: Frank Martin (Florida International, '93)

Associate Head Coach/Recruiting Coordinator: Matt Figger (Eastern Kentucky, '95)

Assistant Coach: Perry Clark (Gettysburg, '74)

Assistant Coach: Lamont Evans (Kansas State, '09)

Director of Basketball Operations: Andy Assaley (Cincinnati, '96)

Strength & Conditioning Coach: Scott Greenawalt (Muskingum College, '98)

Athletic Trainer: Mark Rodger (Buffalo, '01)

Video Coordinator: Patrick Schulte (Kansas State, '13)

Student-Athlete Development: Doug Edwards (Florida State, '07)

Special Assistant to the Head Coach: Jarett Gerald (South Carolina, '11)

Associate Media Relations Director: Emily Miles (Feeney) (Ball State, '03)

TOP RETURNING ...


Scorer..... Notice, 11.7 ppg
Rebounder Carrera, 5.7 rpg
Assist Maker Stroman, 3.1 apg
FG Shooter * Kacinas, 56.1%
3-Point FG Shooter \$ Notice, 36.3%
FT Shooter \$ Notice, 79.1%
Shot Blocker..... Chatkevicius, 1.3 bpg
Steal Maker Thornwell, 1.3 spg

* at least 100 attempts

\$ at least 50 attempts

PRONUNCIATION GUIDE.

Lie-moan-us Ha-kev-a-chus
Justin MACK-ee
Min-dawg-us Kye-chin-is



HEAD COACH FRANK MARTIN

HEAD COACH | NINTH SEASON OVERALL | 184-113 (.619) | FOURTH SEASON AT SOUTH CAROLINA | 67-59 (.531)

THE MARTIN FILE

COACHING

Experience

31st year

College Experience

16th season

College Head Coach Experience

9th season

Hire Date At Carolina

March 27, 2012

PERSONAL

Hometown

Miami, Fla.

Alma Mater

Florida International, 1993 (B.A. Physical Ed.)

Family

Wife, Anya

Children, Brandon, Amalia and Christian

COACHING RESUME

High School

Miami Senior High, 1985-93

Varsity Boys' Assistant Coach

Junior Varsity Boys' Head Coach

North Miami High, Head Coach, 1993-95

Miami Senior High, Head Coach, 1995-98

B.T. Washington High, Head Coach, 1999-2000

College Assistant Coach

Northeastern, 2000-04

Cincinnati, 2004-06

Kansas State, 2006-07

College Head Coach

Kansas State, 2007-12

South Carolina, 2012-present

Frank Martin was named the head men's basketball coach at the University of South Carolina on March 27, 2012, becoming the 32nd head coach in the history of the South Carolina program, which enters its 108th season as a varsity sport in 2015-16. Martin owns a 162-108 (.600) overall record as a head coach, entering his ninth season overall, and fourth season at South Carolina.

During his first season (2012-13) in Columbia, Martin led his squad to a 14-18 record, which included a 4-14 mark in SEC contests. The Garnet and Black captured the Hoops For Hope Classic tournament crown after posting a 4-0 record competing in the event with home victories over Milwaukee and Rider, before defeating Missouri State in overtime, and UALR in Puerto Vallarta, Mexico, over the Thanksgiving holiday. Freshman forward Michael Carrera was honored after the conclusion of the regular season with selection to the 2013 SEC All-Freshman Team, as voted on by the league's head coaches. During the spring of 2013, the Gamecock coaching staff signed seven freshmen, while welcoming Villanova transfer Ty Johnson to the team, a recruiting class which ranked No. 23 in the nation according to ESPN.com.

Martin's second season (2013-14) leading the Gamecocks saw the squad win four of its final six games of the year, including two games in the SEC Tournament, marking the first Tournament wins for the Gamecocks since the 2008 campaign. Martin and his staff put together a non-conference schedule that challenged his team to prepare for the rigors of the SEC campaign. The Gamecocks posted several quality victories, including a win versus Saint Mary's at the Hawaiian Airlines Diamond Head Classic in December, and home victories versus Alabama, Vanderbilt and No. 17 Kentucky to name a few.

Martin tutored his second SEC All-Freshman Team honoree in as many seasons, as rookie guard Sindarius Thornwell led all freshmen in the SEC in league games in points (15.6) and assists (4.0) to earn a spot on the postseason team. Thornwell also garnered three SEC Freshman of the Week awards, and was named the Feb. 18 Wayman Tisdale National Freshman of the Week.

South Carolina put together a 9-3 non-conference record in 2014-15, entering SEC play receiving votes in both the Coaches and AP Top 25 polls for the first time since 2006 and 2009, respectively. Martin led his Gamecocks to a thrilling upset win over No. 9/9 Iowa State at the Barclays Center in Brooklyn, N.Y., on Jan. 3, marking Carolina's first win over a top-10 opponent since the 2009-10 campaign. The Gamecocks ranked as high as fourth in the nation in opponent field goal percentage during the season, and finished the campaign holding opponents to just 38.7 percent from the field, which ranked 13th nationally. Sophomore guards Duane Notice and Sindarius Thornwell each picked up an SEC Player of the Week honor during the campaign, and for the second-straight season, the Gamecocks won four of their final six games and won two contests in the SEC Tournament, advancing to the quarterfinal round.

Carolina posted a final record of 17-16 for the 2014-15 campaign, which marked the first winning season for the squad since the 2008-09 season, while Carolina's six SEC wins marked the highest since 2010 as well. Martin also announced during the summer, that his team had completed its fifth-straight semester with a cumulative team GPA of 3.0 or above in the spring. For its classroom achievements, South Carolina was honored with the NABC's Team Academic Excellence Award, the only SEC team to be named to the list. Individually, three Gamecocks were named to the NABC Honors Court, in juniors Laimonas Chatkevicius and Mindaugas Kacinas, and senior, Austin Constable, who was on his second Honors Court list. South Carolina saw 12 student-athletes named to the SEC Winter Academic, and the SEC First-Year Academic Honor Rolls for the year.

Martin's third season (2015-16) leading the Gamecocks saw the squad win four of its final six games of the year, including two games in the SEC Tournament, marking the first Tournament wins for the Gamecocks since the 2008 campaign. Martin and his staff put together a non-conference schedule that challenged his team to prepare for the rigors of the SEC campaign. The Gamecocks posted several quality victories, including a win versus Saint Mary's at the Hawaiian Airlines Diamond Head Classic in December, and home victories versus Alabama, Vanderbilt and No. 17 Kentucky to name a few.

Martin tutored his second SEC All-Freshman Team honoree in as many seasons, as rookie guard Sindarius Thornwell led all freshmen in the SEC in league games in points (15.6) and assists (4.0) to earn a spot on the postseason team. Thornwell also garnered three SEC Freshman of the Week awards, and was named the Feb. 18 Wayman Tisdale National Freshman of the Week.

MARTIN'S CAREER RECORD, YEAR-BY-YEAR

YEAR	RECORD	CONFERENCE (FINISH)	POSTSEASON
2007-08	21-12	10-6 (3rd)	1-1; NCAA Tournament 2nd Round
2008-09	22-12	9-7 (4th)	1-1; NIT
2009-10	29-8	11-5 (2nd)	3-1; NCAA Tournament Elite Eight
2010-11	23-11	10-6 (3rd)	1-1; NCAA Tournament Third Round
2011-12	22-11	10-8 (5th)	1-1; NCAA Tournament Third Round
2012-13	14-18	4-14 (12th)	-
2013-14	14-20	5-13 (13th)	-
2014-15	17-16	6-12 (11th)	-
2015-16	22-5	9-5	-
Totals	184-113 (.619)	74-76 (.493)	7-5 (.583)/4 NCAA/1 NIT

GAMECOCKS' RECORD WHEN ...

At home	14-1
On the road	4-4
At neutral sites	4-0
In overtime	1-0
vs. Top 25 team	1-1
vs. Top 10 team	1-0
vs. Top 3 team	0-0
Leading at half	17-0
Trailing at half	4-5
Tied at half	1-0
Shooting 50% or better	6-0
Shooting between 39-49%	14-1
Shooting less than 39%	2-4
Opp. shooting 50% or better	1-0
Opp. shooting between 39-49%	11-3
Opp. shooting less than 39%	10-2
Shooting better than opp.	20-1
Shooting worse then/equal to opp.	2-4
Starters out-score opp. starters	15-0
Opp. starters score/equal more	7-5
Bench out-scores opp. bench	14-4
Opp. bench scores/equals more	8-1
Having more FTs than opp.	18-1
Having equal/less FTs than opp.	4-4
Have more TOs than opp.	6-3
Having equal/less TOs than opp.	16-2
Having more rebounds than opp.	20-1
Having equal/less rebounds than opp.	2-4
Making 6 or more 3FGs	14-2
Having 15 or more assists	7-0
Score more points in paint than opp.	21-2
Scoring equal/less points in paint than opp.	1-3
Scoring more points off TOs than opp.	15-0
Scoring equal/less points off TOs than opp.	7-5
Scoring more 2nd-chance points than opp.	16-2
Scoring equal/less 2nd-chance points than opp.	6-3
Scoring more fast break points than opp.	14-1
Scoring equal/less fast break points than opp.	8-4
Wearing white uniforms	16-1
Wearing Garnet uniforms	5-2
Wearing Black uniforms	1-2
Playing on live TV/live broadcast	22-5
Playing in November	7-0
Playing in December	5-0
Playing in January	7-2
Playing in February	3-3
Playing in March	0-0
Playing a day-game	6-2
Playing a night-game	16-2
Playing on Sunday	1-0
Playing on a Monday	3-0
Playing on a Tuesday	5-2
Playing on a Wednesday	2-1
Playing on a Thursday	0-0
Playing on a Friday	3-0
Playing on a Saturday	8-2
Scoring margin is 5 points or less	4-1
Margin is between 6-10	5-1
Margin is between 11-20	10-1
Margin is more than 20	3-1
Scoring 59 points or less	0-2
Scoring 60-69 points	2-3
Scoring 70-79 points	8-0
Scoring 80-89 points	8-0
Scoring 90-99 points	3-0
Scoring 100+ points	0-0

MISCELLANEOUS

Current streak	W1
Home court streak	W1
Away streak	L1
Neutral court streak	W4

2015-16 SUPERLATIVES

(tied for team lead also included)

Scoring Leaders	'15-16	Career
Michael Carrera	9	22
Sindarius Thornwell	8	30
Duane Notice	3	15
Laimonas Chatkevicius	3	6
Mindaugas Kacinas	3	6
PJ Dozier	1	1
Chris Silva	1	1

Rebounding Leaders	'15-16	Career
Michael Carrera	13	53
Sindarius Thornwell	7	29
Chris Silva	5	5
Laimonas Chatkevicius	3	17
Mindaugas Kacinas	3	24
PJ Dozier	2	2
Eric Cobb	1	1

Assists Leaders	'15-16	Career
Sindarius Thornwell	14	38
Duane Notice	8	32
PJ Dozier	4	4
Michael Carrera	3	3
Marcus Stroman	2	12
Justin McKie	2	2
Mindaugas Kacinas	1	2

Blocks Leaders	'15-16	Career
Laimonas Chatkevicius	10	45
Michael Carrera	9	37
Chris Silva	8	8
Mindaugas Kacinas	5	22
PJ Dozier	4	4
Sindarius Thornwell	4	19
Marcus Stroman	1	3
Jamall Gregory	1	1

Steals Leaders	'15-16	Career
Sindarius Thornwell	11	33
PJ Dozier	9	9
Duane Notice	6	16
Marcus Stroman	6	11
Michael Carrera	5	20
Laimonas Chatkevicius	3	10
Chris Silva	3	3
Mindaugas Kacinas	1	14
John Ragin	1	1
Raymond Doby	2	2

Double-Figure Scoring	'15-16	Career
Michael Carrera	21	46
Sindarius Thornwell	19	63
Duane Notice	17	50
Mindaugas Kacinas	13	27
Laimonas Chatkevicius	10	30
PJ Dozier	8	8
Chris Silva	6	6
Marcus Stroman	1	3

20+ points	'15-16	Career
Michael Carrera	6	7
Sindarius Thornwell	4	13
Duane Notice	2	6
Mindaugas Kacinas	2	2
Laimonas Chatkevicius	1	1

30+ points	'15-16	Career
Michael Carrera	1	1

Double-Figure Rebounding	'15-16	Career
Michael Carrera	9	20
Mindaugas Kacinas	3	14
Laimonas Chatkevicius	2	6
Sindarius Thornwell	2	5
Chris Silva	1	1

5+ assists	'15-16	Career
Sindarius Thornwell	9	17
Duane Notice	2	13
PJ Dozier	2	2
Justin McKie	1	1

3+ steals	'15-16	Career
Sindarius Thornwell	7	14
PJ Dozier	4	4
Duane Notice	2	5
Michael Carrera	2	7
Marcus Stroman	1	2
Chris Silva	1	1

2+ blocks	'15-16	Career
Chris Silva	9	9
Michael Carrera	6	25
Laimonas Chatkevicius	4	27
Mindaugas Kacinas	3	19
PJ Dozier	1	1
Sindarius Thornwell	1	7

Double-Doubles	'15-16	Career
Michael Carrera	9	15
Mindaugas Kacinas	2	5
Sindarius Thornwell	2	5
Laimonas Chatkevicius	2	4

Clutch Free Throws (under 5 min/OT)	FT-FTA	FT%
Chris Silva	2-2	1.000
TeMarcus Blanton	4-4	1.000
Duane Notice	12-14	.857
Michael Carrera	47-57	.825
Mindaugas Kacinas	5-7	.714
Marcus Stroman	7-10	.700
Laimonas Chatkevicius	15-20	.750
Sindarius Thornwell	27-41	.659
PJ Dozier	3-6	.500
Raymond Doby	3-6	.500
Jamall Gregory	3-6	.500
Eric Cobb	0-2	.000
Totals	128-175	.731

Dunks	'15-16
Chris Silva	12
Laimonas Chatkevicius	11
Michael Carrera	9
PJ Dozier	6
Jamall Gregory	4
Mindaugas Kacinas	4
Sindarius Thornwell	3
Duane Notice	2

Miscellaneous

Largest Halftime Lead	
SC	31, vs. USF, Dec. 5, 2015
Opp	15, Kentucky, Feb. 13, 2016
Smallest Halftime Lead	
SC	3, vs. Oral Roberts, Nov. 16, 2015
Opp	1, twice, last at Texas A&M (Feb. 6, 2015)
Fewest Points In First Half	
SC	22, vs. Alabama, Jan. 13, 2016
Opp	20, Francis Marion, Dec. 30, 2015
Most Points In First Half	
SC	53, vs. USF, Dec. 5, 2015
Opp	51, Lipscomb, Nov. 27, 2015
Fewest Points In Second Half	
SC	24, vs. Clemson, Dec. 18, 2015
Opp	25, WCU, Nov. 30, 2015
Most Points In Second Half	
SC	55, vs. LSU, Feb. 10, 2016
Opp	49, Tennessee, Jan. 23, 2016
Most Points in Overtime	
SC	11, at Ole Miss, Jan. 19, 2016
Opp	8, Ole Miss, Jan. 19, 2016
Largest Margin of Victory	
SC	25, vs. Drexel, Dec. 15, 2015
Opp	27, Kentucky, Feb. 13, 2016
Smallest Margin of Victory	
SC	3, twice, last at Texas A&M (Feb. 6, 2015)
Opp	5, Missouri, Feb. 16, 2016

2015-16 GAME BY GAME COMPARISON

	Date	Result	FG-A	Pct	3FG-A	Pct	FT-A	Pct	O-D-Total	PF	Pts	A	TO	Blk	Std	Min	Half
Norfolk State %			19-56	.339	11-28	.393	20-23	.870	12-23-35	35	69	12	18	3	7	200	34
South Carolina	Nov. 14, 2015	W, 84-69	23-59	.390	9-22	.409	29-42	.690	19-27-46	19	84	15	13	4	9	200	40
Oral Roberts			22-51	.431	4-14	.286	18-23	.783	4-24-28	23	66	7	13	5	3	200	30
South Carolina	Nov. 16, 2015	W, 84-66	29-73	.397	7-21	.333	19-27	.704	19-25-44	22	84	14	6	4	5	200	33
vs. DePaul \$			19-52	.365	3-14	.214	20-31	.645	10-23-33	27	61	9	15	2	4	200	28
South Carolina	Nov. 20, 2015	W, 76-61	24-60	.400	5-13	.385	23-34	.676	16-27-43	27	76	11	12	4	5	200	37
vs. Hofstra \$			28-55	.509	17-34	.500	11-17	.647	6-17-23	21	84	16	14	2	2	200	39
South Carolina	Nov. 22, 2015	W, 94-84	37-68	.544	5-9	.5565	15-23	.652	18-23-41	18	94	16	9	5	4	200	46
vs. RV/RV Tulsa \$			24-54	.444	5-16	.313	22-31	.710	8-23-31	25	75	9	15	0	4	200	29
South Carolina	Nov. 23, 2015	W, 83-75	27-54	.500	7-14	.500	22-28	.786	6-28-34	25	83	12	13	2	7	200	38
Lipscomb			27-68	.397	13-35	.371	9-14	.643	10-19-29	24	76	18	18	3	8	200	40
South Carolina	Nov. 27, 2015	W, 92-76	34-66	.515	5-19	.263	19-27	.704	12-31-43	19	92	24	17	7	12	200	51
Western Carolina			19-67	.284	11-32	.344	4-4	1.000	12-24-36	17	53	13	20	3	10	200	28
South Carolina	Nov. 30, 2015	W, 76-53	26-63	.413	8-18	.444	16-25	.640	17-34-51	12	76	14	19	7	10	200	37
USF			24-68	.353	2-15	.133	13-22	.591	20-26-46	20	63	9	19	6	8	200	22
South Carolina	Dec. 5, 2015	W, 81-63	29-61	.475	7-21	.333	16-25	.640	6-26-32	15	81	14	12	6	12	200	53
Drexel			19-55	.345	7-17	.412	9-19	.474	6-16-22	28	54	11	13	2	3	200	28
South Carolina	Dec. 15, 2015	W, 79-54	25-46	.543	6-12	.500	23-39	.590	8-33-41	19	79	14	15	9	6	200	32
at Clemson ^			23-63	.365	8-26	.308	5-9	.556	15-19-34	20	59	11	10	8	2	200	25
South Carolina	Dec. 18, 2015	W, 65-59	23-53	.434	8-19	.421	11-14	.786	14-28-42	16	65	12	16	3	3	200	41
vs. St. John's &			22-49	.449	5-20	.250	12-27	.444	6-20-26	19	61	11	14	5	6	200	34
South Carolina	Dec. 22, 2015	W, 75-61	27-57	.474	7-13	.538	14-19	.737	14-29-43	23	75	14	17	1	9	200	40
Francis Marion			18-60	.300	6-23	.261	14-25	.560	17-25-42	29	56	7	22	4	10	200	20
South Carolina	Dec. 30, 2015	W, 78-56	27-64	.422	8-27	.296	16-30	.533	18-29-47	18	78	16	16	8	13	200	38
Memphis			19-61	.311	8-22	.364	30-36	.833	11-27-38	41	76	8	15	9	7	200	42
South Carolina	Jan. 2, 2016	W, 86-76	18-57	.316	4-17	.235	46-63	.730	18-35-53	27	86	9	13	7	7	200	42
at Auburn*			24-54	.444	12-30	.400	9-13	.692	8-19-27	19	69	12	21	1	7	200	30
South Carolina	Jan. 5, 2016	W, 81-69	25-50	.500	9-23	.391	22-28	.786	9-25-34	13	81	15	19	0	9	200	43
Vanderbilt*			20-61	.328	5-24	.208	20-29	.690	12-24-36	25	65	10	11	7	5	200	38
South Carolina	Jan. 9, 2016	W, 69-65	24-57	.421	3-13	.231	18-29	.621	10-34-44	23	69	11	13	3	3	200	35
at Alabama*			24-51	.471	13-28	.464	12-21	.571	13-25-38	20	73	16	17	3	8	200	35
South Carolina	Jan. 13, 2016	L, 73-50	19-53	.358	3-18	.167	9-17	.529	15-18-33	19	50	9	18	3	4	200	22
Missouri*			28-57	.491	7-19	.368	9-13	.692	5-21-26	24	72	17	16	3	8	200	34
South Carolina	Jan. 16, 2016	W, 81-72	28-62	.452	3-21	.143	22-33	.667	17-24-41	15	81	12	13	5	7	200	41
at Ole Miss*			24-61	.393	10-33	.303	16-27	.593	12-25-37	25	74	16	10	4	10	225	39
South Carolina	Jan. 19, 2016	W, 77-74 (OT)	26-62	.419	4-14	.286	21-31	.677	18-31-49	24	77	16	15	3	4	225	29
at Tennessee*			19-46	.413	10-21	.476	30-32	.938	11-23-34	21	78	11	18	3	12	200	29
South Carolina	Jan. 23, 2016	L, 78-69	25-60	.417	4-14	.286	15-23	.652	16-18-34	24	69	11	17	2	7	200	28
Mississippi State*			23-61	.377	11-24	.458	17-23	.739	8-18-26	32	74	11	12	12	10	200	34
South Carolina	Jan. 26, 2016	W, 84-74	26-58	.448	5-15	.333	27-41	.659	18-33-51	25	84	13	18	7	6	200	43
Alabama*			20-60	.333	6-24	.250	18-25	.720	14-27-41	30	64	12	16	7	5	200	26
South Carolina	Jan. 30, 2016	W, 78-64	22-60	.367	6-19	.316	28-46	.609	20-30-50	19	78	10	11	5	9	200	35
at Georgia*			22-57	.386	8-23	.348	17-25	.680	13-30-43	19	69	11	13	9	9	200	33
South Carolina	Feb. 2, 2016	L, 69-56	18-57	.316	7-22	.318	13-19	.684	13-25-38	23	56	9	14	9	3	200	23
at #8/8 Texas A&M*			26-53	.491	12-25	.480	14-22	.636	10-20-30	20	78	19	17	4	5	200	41
South Carolina	Feb. 6, 2016	W, 81-78	30-57	.526	12-21	.571	9-16	.563	10-11-32	20	81	22	15	1	8	200	40
RV/RV LSU*			29-61	.475	9-21	.429	16-28	.571	13-20-33	30	83	16	12	5	4	200	35
South Carolina	Feb. 10, 2016	W, 94-83	30-62	.484	7-19	.368	27-36	.750	12-24-36	26	94	16	9	3	8	200	39
22/21 Kentucky*			31-64	.484	11-25	.440	16-21	.762	14-24-38	21	89	17	12	5	6	200	42
South Carolina	Feb. 13, 2016	L, 89-62	18-55	.327	4-14	.286	22-31	.710	16-23-39	20	62	7	16	8	3	200	27
at Missouri*			20-53	.377	5-21	.238	27-38	.3711	13-33-46	21	72	10	17	4	8	200	33
South Carolina	Feb. 16, 2016	L, 72-67	22-66	.333	7-19	.368	16-20	.800	13-26-39	25	67	10	13	2	6	200	25
Florida*			24-65	.369	9-32	.281	12-15	.800	15-27-42	18	69	19	15	7	4	225	22
South Carolina	Feb. 20, 2016	W, 73-69 (OT)	27-69	.391	7-19	.368	12-16	.750	17-22-39	14	73	17	10	4	5	225	30

% - Paradise Jam (Columbia, S.C.) | \$ - Paradise Jam (St. Thomas, USVI) | ^ - Game played at Bon Secours Arena (Greenville, S.C.) | & - Hall of Fame Shootout (Mohegan Sun Arena/Uncasville, Conn.) | * - indicates SEC contest



SOUTH CAROLINA GAMECOCKS

OVERALL: 22-5; SEC: 9-5; HOME: 14-1; AWAY: 4-4; NEUTRAL: 4-0

DATE	OPP.	W/L	SCORE	RECORD (SEC)	POINTS	REBOUNDS	ASSISTS	BLOCKS	STEALS	ATTENDANCE
11/14/15	% Norfolk State	% W	84-69	1-0 (0-0)	Thornwell/Notice (14)	Silva (9)	Dozier/Notice (3)	Silva (2)	Thornwell/Dozier (3)	10,623 (paid)
11/16/15	Oral Roberts	W	84-66	2-0 (0-0)	Chatkevicius (27)	Kacinas (13)	Thornwell (7)	Dozier (2)	Notice (2)	9,640 (paid)
11/20/15	vs. DePaul	\$ W	76-61	3-0 (0-0)	Kacinas (23)	Thornwell (10)	Carrera (4)	Kacinas (2)	Dozier/Thornwell (2)	1,601
11/22/15	vs. Hofstra	\$ W	94-84	4-0 (0-0)	Kacinas (18)	Thornwell/Dozier (9)	Thornwell (6)	Chatkevicius (3)	4 with 1	1,715
11/23/15	vs. RV/RV Tulsa	\$ W	83-75	5-0 (0-0)	Chatkevicius (17)	Carrera (9)	Dozier (4)	2 with 1	Thornwell (5)	2,002
11/27/15	Lipscomb	W	92-76	6-0 (0-0)	Chatkevicius (17)	Silva (7)	Thornwell (6)	Silva (2)	Carrera/Notice (3)	8,793 (paid)
11/30/15	Western Carolina	W	76-53	7-0 (0-0)	Kacinas (20)	Kacinas/Silva (11)	McKie (4)	Silva (2)	Stroman (4)	8,957 (paid)
12/5/15	USF	W	81-63	8-0 (0-0)	Carrera (19)	Carrera (7)	Stroman (3)	Silva (3)	Dozier (4)	10,721 (paid)
12/15/15	Drexel	W	79-54	9-0 (0-0)	Dozier (16)	Silva (7)	Thornwell (5)	Chatkevicius (3)	Silva (2)	8,481 (paid)
12/18/15	at Clemson	^ W	65-59	10-0 (0-0)	Carrera (14)	Thornwell (9)	Thornwell (3)	3 with 1	3 with 1	14,446
12/22/15	vs. St. John's	& W	75-61	11-0 (0-0)	Notice (20)	Carrera (12)	Carrera/Thornwell (3)	Dozier (1)	3 with 2	2,355
12/30/15	Francis Marion	W	78-56	12-0 (0-0)	Silva (13)	Cobb (7)	Thornwell (4)	Silva (3)	Dozier (5)	10,401 (paid)
1/2/16	Memphis	W	86-76	13-0 (0-0)	Thornwell (18)	Carrera (11)	Notice (3)	3 with 2	Thornwell (3)	13,035 (paid)
1/5/16	at Auburn	* W	81-69	14-0 (1-0)	Thornwell (22)	Chatkevicius (10)	Thornwell (7)	---	Thornwell (3)	7,556
1/9/16	Vanderbilt	* W	69-65	15-0 (2-0)	Thornwell (19)	Thornwell/Carrera (8)	Notice (4)	3 with 1	Chatkevicius (2)	15,055 (paid)
1/13/16	at Alabama	* L	73-50	15-1 (2-1)	Carrera (14)	Carrera (10)	Notice/McKie (3)	3 with 1	4 with 1	12,443
1/16/16	Missouri	* W	81-72	16-1 (3-1)	Thornwell (22)	Chatkevicius/Dozier (7)	Thornwell (4)	Chatkevicius/Kacinas (2)	Thornwell (3)	15,389 (paid)
1/19/16	at Ole Miss	* W	77-74 (OT)	17-1 (4-1)	Carrera (19)	Chatkevicius (10)	Thornwell (6)	3 with 1	Stroman (2)	7,427
1/23/16	at Tennessee	* L	78-69	17-2 (4-2)	Carrera (22)	Carrera (8)	Notice (5)	Chatkevicius/Silva (1)	Silva (3)	13,928
1/26/16	Miss. State	* W	84-74	18-2 (5-2)	Carrera (34)	Carrera (15)	3 with 3	Carrera (3)	Notice (3)	12,764 (paid)
1/30/16	Alabama	* W	78-64	19-2 (6-2)	Carrera (20)	Carrera (11)	Carrera/Kacinas (3)	Silva (3)	Carrera/Stroman (2)	18,000 (paid)
2/2/16	at Georgia	* L	69-56	19-3 (6-3)	Thornwell (18)	Thornwell (11)	Dozier/Notice (3)	Carrera (3)	3 with 1	6,427
2/6/16	at #8 Texas A&M	* W	81-78	20-3 (7-3)	Thornwell (25)	Thornwell/Silva (6)	Thornwell (9)	Gregory (1)	Thornwell (3)	11,240
2/10/16	RV/RV LSU	* W	94-83	21-3 (8-3)	Thornwell (24)	3 with 6	Thornwell (5)	3 with 1	Carrera/Notice (2)	16,009 (paid)
2/13/16	22/21 Kentucky	* L	89-62	21-4 (8-4)	Carrera (25)	Carrera (10)	Thornwell (3)	Carrera (3)	3 with 1	18,000 (paid)
2/16/16	at Missouri	* L	72-67	21-5 (8-5)	Notice (21)	Carrera (10)	Thornwell (5)	Kacinas/Carrera (1)	Thornwell/Dozier (2)	5,017
2/20/16	Florida	* W	73-69 (OT)	22-5 (9-5)	Carrera (20)	Carrera (15)	Notice (8)	Carrera (3)	Carrera (3)	18,000 (paid)

% - Paradise Jam (Columbia, S.C.) | \$ - Paradise Jam (St. Thomas, USVI) | ^ - Game played at Bon Secours Arena (Greenville, S.C.) | & - Hall of Fame Shootout (Mohegan Sun Arena/Uncasville, Conn.)
| * indicates SEC contest

2015-16 GAME-BY-GAME STARTING LINEUPS

OPPONENT, RESULT	GUARD (1)	GUARD (2)	FORWARD (3)	FORWARD (4)	FORWARD (5)
Norfolk State, W	Dozier	Thornwell	Carrera	Kacinas	Chatkevicius
Oral Roberts, W	Dozier	Thornwell	Carrera	Kacinas	Chatkevicius
vs. DePaul, W	Dozier	Thornwell	Carrera	Kacinas	Chatkevicius
vs. Hofstra, W	Dozier	Thornwell	Carrera	Kacinas	Chatkevicius
vs. RV/RV Tulsa, W	Dozier	Thornwell	Carrera	Kacinas	Chatkevicius
Lipscomb, W	Dozier	Thornwell	Carrera	Kacinas	Chatkevicius
Western Carolina, W	Dozier	Thornwell	Carrera	Kacinas	Chatkevicius
USF, W	Dozier	Thornwell	Carrera	Kacinas	Chatkevicius
Drexel, W	Dozier	Thornwell	Carrera	Kacinas	Chatkevicius
at Clemson, W	Dozier	Thornwell	Carrera	Kacinas	Chatkevicius
vs. St. John's, W	Dozier	Thornwell	Carrera	Kacinas	Chatkevicius
Francis Marion, W	Dozier	Thornwell	Carrera	Kacinas	Chatkevicius
Memphis, W	Dozier	Thornwell	Carrera	Kacinas	Chatkevicius
at Auburn, W	Dozier	Thornwell	Carrera	Kacinas	Chatkevicius
Vanderbilt, W	Dozier	Thornwell	Carrera	Kacinas	Chatkevicius
at Alabama, L	Dozier	Thornwell	Carrera	Kacinas	Chatkevicius
Missouri, W	Dozier	Thornwell	Carrera	Kacinas	Chatkevicius
at Ole Miss, W	Dozier	Thornwell	Carrera	Kacinas	Chatkevicius
at Tennessee, L	Dozier	Thornwell	Carrera	Kacinas	Chatkevicius
Mississippi State, W	Dozier	Thornwell	Carrera	Kacinas	Chatkevicius
Alabama, W	Dozier	Thornwell	Carrera	Kacinas	Silva
at Georgia, L	Dozier	Thornwell	Carrera	Kacinas	Silva
at #8/8 Texas A&M, W	Dozier	Thornwell	Carrera	Kacinas	Silva
RV/RV LSU, W	Dozier	Thornwell	Carrera	Kacinas	Silva
22/21 Kentucky, L	Dozier	Thornwell	Carrera	Kacinas	Silva
at Missouri, L	Dozier	Thornwell	Carrera	Kacinas	Silva
Florida, W	Thornwell	Notice	Carrera	Kacinas	Chatkevicius

GAME #28 - VS. TENNESSEE - WEDNESDAY, FEB. 24, 2016 - GAMECOCK BASKETBALL

EXHIB. - CAROLINA 71, ALLEN 43
NOV. 8, 2015/COLONIAL LIFE ARENA

COLUMBIA, S.C. - The South Carolina men's basketball team held its lone exhibition game of the 2015-16 season on Sunday at Colonial Life Arena, posting a 71-43 win over Allen University. The Gamecocks jumped out to an early 17-4 lead thanks to a strong defensive effort, which held Allen scoreless for the first 5:59 of the contest. The Gamecocks held a 36-21 advantage at the break, stretching the lead to 20 in the second half on their way to the win.

At halftime of the contest, both teams remained on the court and the nine victims of the Emanuel AME Church shooting and their families were honored in a ceremony at mid-court. Nine people were killed during a Bible study session at the Emanuel AME Church in Charleston on June 17, 2015.

Carolina jumped on the Yellow Jackets early, scoring the game's first 12 points capped off by an Eric Cobb layup. Allen, however, wouldn't go away, and a 3-pointer by Latroy Strong cut the lead to 27-19 with 6:03 to go in the half. The Gamecocks would regroup and close the half on a 9-2 run, holding Allen scoreless for the final 3:54 to establish their lead at the break.

A four-point play by junior guard Sindarius Thornwell early in the second half pushed the lead to 20 and the Gamecocks never looked back. South Carolina forced 21 Allen turnovers and held the Yellow Jackets to 27.1 percent from the floor. Carolina also dominated the boards 69-28, with three Gamecocks pulling down double-figure rebounds, led by Cobb's 14.

Thornwell led all scorers with 17 points on 6-of-9 shooting, including 3-of-6 from 3-point range, while senior forward Laimonas Chatkevicius notched a double-double with 12 points and 13 rebounds. Cobb added eight points and Marcus Stroman dished out five assists to lead the team.

EXHIBITION

Official Basketball Box Score -- Game Totals -- Final Statistics
Allen University vs South Carolina
11/8/15 4 p.m. ET at Columbia, S.C. (Colonial Life Arena)

Allen University 43 • 2-2

#	Player		FG-FGA	FG-FGA	FT-FTA	Off	Def	TP	PF	T	A	To	Blk	Stl	Min
01	MARSHALL, Donald	f	2-11	2-10	1-4	0	5	5	1	7	0	2	4	1	36
03	WADE, Sherod	f	1-7	0-2	0-3	1	5	6	4	2	1	5	0	2	31
24	MCCORD, Derrick	f	1-7	0-1	0-4	3	1	4	1	2	0	1	0	0	21
12	DIJ, Markez	c	1-3	0-0	0-0	2	1	3	4	2	0	2	1	2	20
04	JONES, Mark	g	0-1	0-0	0-0	2	2	2	0	0	3	0	0	1	19
10	HARRIS, Avery	g	1-5	0-2	0-0	0	0	0	2	2	1	1	0	0	10
11	MAN, See	g	0-2	0-2	0-0	0	0	0	0	0	1	0	0	0	2
13	FITZGERALD, Seth	g	0-5	0-3	0-0	0	0	0	0	0	2	0	0	0	9
14	JOHNSON, Emarav	g	2-4	1-3	1-2	0	0	0	0	6	0	3	0	1	15
15	SMITH, Sean	g	2-6	0-1	0-1	0	1	1	0	4	2	0	0	2	16
20	WILSON, Richard	g	1-1	0-0	0-0	0	0	0	0	2	0	1	0	1	2
22	DRUMMER, Ivory	g	3-4	3-3	0-2	1	1	2	1	9	0	1	0	0	11
23	STRONG, Latroy	g	2-3	2-2	1-2	0	1	1	1	7	0	0	0	0	7
34	DOBY, Anfernee	g	0-0	0-0	0-0	0	0	0	0	0	0	0	0	0	1
Team						3	1	4	0						
Totals			16-59	8-29	3-18	10	18	28	16	43	10	21	6	10	200

FG % 1st Half: 7-28 25.0% 2nd Half: 9-31 29.0% Game: 16-59 27.1%
3FG % 1st Half: 5-12 41.7% 2nd Half: 3-17 17.6% Game: 8-29 27.6%
FT % 1st Half: 2-8 25.0% 2nd Half: 1-10 10.0% Game: 3-18 16.7%

South Carolina 71 • 0-0

#	Player	Total		3-Ptr		Rebounds				PF	TP	A	TO	Blk	Stl	Min
		FG	FGA	FT	FTA	Off	Def	Total								
14	CHATKEVICIUS, L	f	6-9	0-1	0-3	5	8	13	3	12	0	0	2	2	21	
24	CARRERA, Michael	f	2-4	1-1	0-0	2	1	3	5	0	2	0	2	0	8	
30	SILVA, Chris	f	1-5	0-0	5-6	5	5	10	4	7	0	3	1	0	16	
00	THORNWELL, Sindarius	g	6-9	3-6	2-4	1	2	3	0	17	1	2	1	0	17	
10	NOTICE, Duane	g	1-8	1-7	0-0	2	2	4	0	3	2	1	0	0	22	
01	STROMAN, Marcus	g	0-2	0-1	0-0	0	0	0	0	0	5	2	0	3	21	
02	DOBY, Raymond	g	0-3	0-0	0-0	0	1	1	0	0	1	0	1	0	13	
04	GREGORY, Jamall	g	0-2	0-1	0-0	0	1	1	0	0	3	0	0	0	12	
05	BLANTON, TeMarcus	g	3-6	1-3	0-0	2	1	3	0	7	0	2	0	0	6	
10	DOZIER, PJ	g	3-13	1-4	0-0	3	4	7	2	7	4	6	0	2	20	
20	MCKIE, Justin	g	1-4	1-3	0-0	0	0	0	1	3	3	1	0	1	13	
21	RAGIN, John	g	0-1	0-1	0-0	1	1	2	0	0	0	1	0	0	4	
23	COBB, Eric	g	4-9	0-0	0-0	4	10	14	3	8	0	3	1	0	23	
31	HOLLIMAN, Jarrell	g	1-1	0-0	0-0	1	0	1	0	2	0	0	1	0	4	
Team						4		7								
Totals			28-76	8-28	7-13	30	69	69	18	71	18	76	6	13	20	

FG % 1st Half: 14-35 40.0% 2nd Half: 14-41 34.1% Game: 28-76 36.8%
3FG % 1st Half: 4-15 26.7% 2nd Half: 4-13 30.8% Game: 8-28 28.6%
FT % 1st Half: 4-6 66.7% 2nd Half: 3-7 42.9% Game: 7-13 53.8%

Officials: John Hampton, Ted Valentine, JB Derosa
Technical fouls: Allen University-None. South Carolina-None.
Attendance: 4051
Exhibition

Score by periods	1st	2nd	Total
Allen University	21	22	43
South Carolina	36	35	71

Last FG - Allen 2nd-00:02, SC 2nd-01:23.
Largest lead - Allen, SC by 34 2nd-01:55.
AU led for 00:00. SC led for 38:40. Game was tied for 00:05.

Score tied - 0 times.
Lead changed - 0 times.

GAME 1 - CAROLINA 84, NORFOLK STATE 69
NOV. 14, 2015/COLONIAL LIFE ARENA

COLUMBIA, S.C. - The South Carolina men's basketball team grinded out a win in the opener to the 2015-16 season Saturday night, taking an 84-69 win over Norfolk State. It was the first game of the U.S. Virgin Islands Paradise Jam tournament, which will continue for Carolina in the Virgin Islands on Nov. 20 against DePaul. Four players scored in double figures for the Garnet and Black, with Sindarius Thornwell and Duane Notice leading the way with 14 points apiece.

Both teams started slow from the field, missing the first eight shots combined before PJ Dozier broke the seal with a mid-range jumper in the paint. Carolina would hit its next three shots and carried a 9-2 lead into the first media timeout.

Duane Notice came in off the bench and helped to extend the early advantage, connecting on his first three attempts from 3-point range with a four-point play mixed in for good measure. His third 3 made would bring the lead up to 16-4, as the junior tallied 12 points in his first six minutes on the court.

For as fast of a start the offense got off to, Carolina's patented tough defense was just as good early in the game. Norfolk State would not score for the first four minutes of action, and shot just 27 percent from the field over the first ten minutes.

The Spartans were able to narrow the deficit down the stretch thanks in part to a Gamecock field goal drought, but not enough to keep the home side from taking a 40-34 lead into the halftime break.

The Gamecocks were able to hold the lead despite just three made field goals in the final 11 minutes of the half. Free throws would carry Carolina through the lull, with the team hitting 16 from the charity stripe. Norfolk was able to chip away thanks to a late burst from 3; of the team's final five field goals made, four came from 3-point range.

The offense picked up out of the break to put Carolina back up by double digits, with Dozier and Sindarius Thornwell hitting 3s on back-to-back possessions. The Gamecocks hit 5-of-6 field goals through the opening four minutes of the second half to extend the lead to 52-41. Norfolk State would find equal success shooting the ball, however, and kept within striking distance with a 4-for-4 start on field goals.

A switch to zone by the Spartans, mixed with a full-court press, slowed the overall pace of the game down considerably, but a fast-break alley-oop from Dozier to Chris Silva woke up the crowd at Colonial Life Arena. Norfolk State continued to rely on the deep ball to cut into its deficit, making four 3s in its first eight field goals overall in the first ten minutes of the half; the fourth to make it a 61-56 game in Carolina's favor.

Carolina held the Spartans at an arm's length for much of the half, but were able to use a 7-0 run starting at the eight-minute mark to provide the cushion it would need to cruise to the win. The visitors, plagued by foul troubles all night, were particularly stung by the loss of guard Jeff Short, who averaged 19 points per game last season but fouled out with five minutes to play. In his absence, the visitors made just two of their final 12 attempts from the field as Carolina pulled away down the stretch.

GAME 1



Official Basketball Box Score -- Game Totals -- Final Statistics
Norfolk State vs South Carolina
11/16/15 7 p.m. ET at Columbia, S.C. (Colonial Life Arena)

Norfolk State 69 • 0-1

#	Player		Total			3-Ptr		Rebounds				PF	TP	A	TO	Blk	Stl	Min
			FG	FGA	FG-FGA	FT	FTA	Off	Def	Total								
11	SHORT, Jeff	f	4-11	3-6	5-5	0	3	3	5	16	2	3	0	0	32			
45	BUTLER, Jordan	f	2-4	0-0	0-1	2	3	5	4	4	2	1	1	1	24			
01	BUNGE, Preston	g	1-3	0-1	1-1	3	1	4	3	0	1	1	1	1	17			
02	ROBINSON, Zaynah	g	2-11	2-6	2-2	0	5	5	3	8	5	0	0	2	35			
04	TAYLOR, D'Shon	g	0-3	0-2	2-2	0	3	3	5	2	1	3	0	0	15			
00	KELLEY, Brian	g	0-1	0-0	0-0	1	2	3	1	0	0	3	1	1	6			
03	WADE, Jonathan	g	3-5	1-2	3-4	1	1	2	5	10	1	1	0	0	19			
15	BANNER, Devonte	g	0-0	0-0	0-0	0	0	0	0	0	0	0	0	0	1			
20	OLIVER, Charles	g	7-13	5-10	2-2	0	2	2	4	21	1	2	0	0	30			
22	LONG, Alex	g	0-5	0-1	5-6	2	3	5	4	5	0	3	0	2	21			
Team						3	3	3										
Totals			19-56	11-28	20-23	12	23	35	69	12	18	3	7	200				

FG % 1st Half: 9-28 32.1% 2nd Half: 10-28 35.7% Game: 19-56 33.9%
3FG % 1st Half: 5-13 38.5% 2nd Half: 6-15 40.0% Game: 11-28 39.3%
FT % 1st Half: 11-11 100.0 2nd Half: 9-12 75.0% Game: 20-23 87.0%

South Carolina 84 • 1-0

#	Player	Total		3-Ptr		Rebounds				PF	TP	A	TO	Blk	Stl	Min
		FG	FTA	FG	FTA	Off	Def	Total								
14	CHATKEVICIUS, L.	f	5-8	0-1	3-3	3	1	4	2	13	1	0	1	0	21	
24	CARRERA, Michael	f	1-8	1-4	1-2	1	5	6	1	4	1	2	1	1	26	
25	KACINAS, Mindaugas	f	2-7	1-3	3-4	3	1	4	2	8	2	1	0	0	28	
00	THORNWELL, Sindarius	g	3-9	1-3	7-9	0	4	4	2	14	2	3	0	3	31	
15	DOZIER, PJ	g	3-7	1-2	0-2	1	3	4	3	7	3	1	0	3	31	
01	STROMAN, Marcus	g	1-1	1-1	2-4	1	2	3	0	5	2	2	0	0	17	
05	BLANTON, TeMarcus	g	0-0	0-0	0-0	0	0	0	1	0	0	0	0	0	1	
10	NOTICE, Duane	g	4-11	3-6	3-3	1	2	3	3	14	3	0	0	0	20	
20	MCKIE, Justin	g	1-2	1-2	2-2	0	1	1	0	5	0	0	0	0	3	
23	COBB, Eric	g	1-1	0-0	0-1	0	1	1	2	2	0	1	0	1	8	
30	SILVA, Chris	g	2-5	0-0	8-12	5	4	9	3	12	0	3	2	1	24	
Team						4	3	7								
Totals			23-59		9-22		19		27		46		19		84	

FG % 1st Half: 10-29 34.5% 2nd Half: 13-30 43.3% Game: 23-59 39.0%
3FG % 1st Half: 4-11 36.4% 2nd Half: 5-11 45.5% Game: 9-22 40.9%
FT % 1st Half: 16-20 80.0% 2nd Half: 13-22 59.1% Game: 29-42 69.0%

Officials: Olandis Poole, Joe Lindsay, Bart Lennox
Technical fouls: Norfolk State-None. South Carolina-None.
Attendance: 10623

Score by periods	1st	2nd	Total
Norfolk State	34	35	69
South Carolina	40	44	84

Last FG - NSUM 2nd-02:05, SC 2nd-00:39.
Largest lead - NSUM None, SC by 16 2nd-02:20.
NSUM led for 00:00. SC led for 37:37. Game was tied for 02:23.

Points	In	Off	2nd	Fast	Bench
NSUM	14	13	13	4	36
SC	24	19	21	10	38

Score tied - 0 times.
Lead changed - 0 times.

GAME 2 - CAROLINA 84, ORAL ROBERTS66
NOV. 16, 2015/COLONIAL LIFE ARENA

COLUMBIA, S.C. - Headed up by a career night from senior Laimonas Chatkevicius, the South Carolina men's basketball team battered and bruised its way to an 84-66 win over Oral Roberts (1-1) Monday night. Four Gamecocks would score in double figures as the team went inside early and often to take down the Golden Eagles and move to 2-0

GAME 6 - CAROLINA 92, LIPSCOMB 76 NOV. 27, 2015/COLONIAL LIFE ARENA

COLUMBIA, S.C. - South Carolina's men's basketball team would run its record to 6-0 Friday afternoon in its return to the Colonial Life Arena, pulling away from Lipscomb (3-5) by a score of 92-76. The Gamecocks could seemingly not miss from inside, and received double-digit scoring efforts from six different players.

Lipscomb entered the day with one of the most 3-point-reliant offenses in the country, and it would lean on that strength throughout the first half, ultimately making six in the first half. South Carolina would do what it does best too -- get the ball inside and take advantage of a deep post rotation. The Gamecocks would score 34 points in the paint in the first half, with Mindaugas Kacinas (nine points) and Laimonas Chatkevicius (six points) converting 7-of-8 field goal attempts combined.

The game would be tied at 19-all through the first eight minutes of action, but the Gamecocks were able to get some breathing room behind a 7-0 run in just 36 seconds. A technical foul on the Bisons would be sandwiched by a missed shot and a turnover to enable the run. Carolina would enjoy a two-possession lead for the final 11 minutes of the half, ending on a 6-0 run to take its largest lead of the day before halftime, 51-40.

With the two offenses making 50 percent of their field goals in the half, it would be Carolina's defense that would provide the difference. Turnovers forced by the backcourt players would lead to easy baskets in transition; four different Gamecock guards recorded two steals apiece in the first half and Lipscomb would ultimately turn the ball over 15 times in the 20-minute period. Those turnovers would directly lead to 16 points, 12 coming out of the fast break.

The Bisons made their first four field goals out of the intermission, and after a three-point play from Eli Pepper the visitors would cut the deficit to 62-57. The Gamecocks would hit the gas pedal again to keep a comfortable pace, taking a 9-0 run in the following three minutes to take their biggest lead so far. Lipscomb missed nine straight shots during Carolina's run, and finished the game 9-of-36 from the field after 4-of-4 start.

A pass-first mentality continued to serve the Gamecocks in the second half, the team recorded assists on nine of the first ten field goals made after a first half where 14 of 23 field goals came with assists as well. Carolina's lead would grow as large as 20 with five minutes to go, with a barrage from all over the court offensively. Six different players would score in double figures for the Gamecocks on the afternoon, led again by Chatkevicius (with 17). Lipscomb went scoreless for the final three minutes of regulation and finished the half shooting 32.5 percent compared to Carolina's 53.8.

GAME 7 - CAROLINA 76, WESTERN CAROLINA 53 NOV. 30, 2015/COLONIAL LIFE ARENA

COLUMBIA, S.C. - The South Carolina men's basketball team used a tough interior defense to locked down its most emphatic win of the 2015-16 season Monday night, beating Western Carolina (2-4) 76-53. Mindaugas Kacinas went for a double-double to help the Gamecocks move to 7-0 for the season despite a slow start, they are now one win off matching their best start in 12 years.

The Gamecocks committed six turnovers in just over a three-minute stretch to open the game, limiting them to just six points total through the first six minutes of the opening half. Three of Western Carolina's first four field goals made came from 3-point range, and the visitors took a 13-12 lead into the under-12 media timeout. Carolina would ultimately turn the ball over 14 times in the first half, but allowed WCU to score just six points off them.

Western Carolina would extend its lead out to five, 20-15, but the Gamecocks stole back some valuable momentum before the under-eight timeout thanks to a 3 from Michael Carrera and a lay-in from Eric Cobb to tie it back up at 20-all. In all, the Catamounts committed turnovers on four straight possessions after taking their five-point lead, letting the Gamecocks quickly tie the game back up.

That 5-0 spurt before the timeout would stretch way out to 19-0 over seven minutes, but it would be a slow build as the Gamecocks hit just 5-of-14 field goals in the run. Much of the damage would be done at the free throw line, where Carolina made seven. The Catamounts would miss seven straight field goal attempts and committed six turnovers before a 3 from Deriece Parks broke the ice. Carrera would be a bright spot offensively for Carolina, scoring all nine of his first-half points in this span.

The Gamecocks carried a 37-28 lead into halftime, holding Western Carolina to 29 percent from the floor. Most of the damage from the visitors would be from beyond the arc, as they would make six 3s. On two-point field goals alone, WCU made just 3-of-15 attempts in the first half.

In keeping with a blueprint that has worked throughout the first month of the season, a bruising interior defense coupled with an efficient offense through the paint would help South Carolina run away and hide from any threatening second-half runs by Western Carolina. The Gamecocks would commit just two turnovers through the first 15 minutes of the second half, while forcing seven from the opposition.

A big reason for the Gamecocks pulling away in the final 20 minutes would be their effectiveness in converting turnovers into points. Despite forcing 10 turnovers in the first half, Carolina scored just four points off the extra possessions. In the second half, 10 more turnovers from WCU would be used to score 14 points.

Offensively, seven different players would record a field goal in the second half. Kacinas paced the team with nine second-half points to finish with a game-high 20; the reigning SEC Player of the Week chipped in ten rebounds as well for his second double-double of the season. The team was able to work in all seven of its newcomers in the final five minutes, with Jamall Gregory recording his first points and John Ragin his first minutes as Gamecocks. The Catamounts would be held in check from inside the arc again in the second half, converting just 5-of-20 two-point attempts. Joining Kacinas in double figures for the night were Carrera (16) and Sindarius Thornwell (10).

GAME 8 - CAROLINA 81, USF 63 DEC 5, 2015/COLONIAL LIFE ARENA

COLUMBIA, S.C. - The South Carolina men's basketball program matched its best start in 12 years thanks to a dominant first-half effort Saturday afternoon against South Florida (2-7). The Gamecocks won 81-63 behind a season-high 19 points from Michael Carrera, surviving a bumpy second half to move to 8-0 this season.

Despite matching up with perhaps their most physical opponent of the season to date, the Gamecocks went to their bread and butter early, slashing to the basket to take a 16-2 lead just five minutes into the game, forcing a timeout. Of those 16 points, 12 would come in the paint and six came off the fast break. South Carolina shot 78 percent to USF's 14, and had a 7-1 advantage in rebounds leading up to the USF timeout.

Carolina would not relent after the timeout, extending the run all the way out to 24-2 before USF broke a seven-minute scoring drought with a basket at the 12:03 mark of the first half. The Bulls made a switch to a 2-3 zone defense and would find more success at slowing down the drives, but would not find as easy of a solution on offense and didn't reach double digits until the 8:45 mark.

On the back of an 8-0 run to end the first half, the Gamecocks went into the break with their largest lead of the afternoon at 53-22. Carolina would see three different players reach double figures in scoring, led by 13 from Sindarius Thornwell. As a team, the Garnet and Black shot 61 percent from the field (20-33) and scored 19 points off 12 USF turnovers.

The lead would expand to 36, 61-25, but the Bulls would respond with a 17-2 run over the next four minutes thanks to a 1-of-7 field goal slump from Carolina. The key for USF would be rebounding, as it enjoyed a 20-7 margin on the boards that allowed it to out-score Carolina by 13 points through the first 12 minutes of the second half.

The first-half domination by the Gamecocks would be too much to recover from for USF, despite a complete turnaround of fortunes. The Bulls could get no closer than 13, with the Gamecocks leaning on nine second-half points from Carrera to hold down the fort. The defense held USF without a field goal for the final 4:09 of the game to secure the team's fourth straight win by 15 points or more.

GAME 6



Official Basketball Box Score - Game Totals - Final Statistics
Lipscomb vs South Carolina
11/27/15 2 p.m. ET at Columbia, S.C. (Colonial Life Arena)

Lipscomb 76 • 3-5

#	Player	Total		3-Ptr		Rebounds		PF	TP	A	TO	Bk	Stl	Min
		FG	FGA	FT	FTA	Off	Def							
22	PEPPER, ELI	f	3-4	0-0	1-3	1	4	5	4	7	3	2	0	19
33	WISHON, DAVID	c	1-1	0-0	0-0	0	0	0	4	2	0	1	1	24
02	WILLIAMS, JOSH	g	8-14	5-7	0-0	3	0	3	3	21	0	4	0	122
04	MORAN, NATHAN	g	4-11	2-8	2-2	0	3	3	2	12	8	4	0	126
12	HAMPTON, JC	g	0-7	0-4	1-3	1	1	2	1	1	4	4	0	1
01	MILLER, CAM	g	2-3	1-1	3-4	0	0	0	1	8	1	0	1	16
11	DUALALL, ASA	g	0-1	0-0	0-0	0	0	0	0	0	1	0	0	5
14	MATHEWS, GARRISON	g	3-11	3-7	0-0	0	1	1	1	9	1	0	0	20
21	SMITH, CHARLES	g	0-7	0-0	0-0	0	0	0	0	0	0	0	0	2
32	KORN, AARON	g	2-5	0-2	0-0	1	4	5	2	4	0	0	0	15
30	WISHON, BRETT	g	3-8	2-6	2-2	1	4	5	1	10	0	2	1	25
55	BRAMMEIER, GEORGE	g	1-2	0-0	0-0	0	1	1	5	2	1	0	0	7
Team						3		1						
Totals		27-68		13-35		9-14		10		19		24		76

FG % 1st Half: 14-28 50.0% 2nd Half: 13-40 32.5% Game: 27-68 39.7%
3FG % 1st Half: 6-11 54.5% 2nd Half: 7-24 29.2% Game: 13-35 33.1%
FT % 1st Half: 6-9 66.7% 2nd Half: 3-5 60.0% Game: 9-14 64.3%

South Carolina 92 • 6-0

#	Player	Total		3-Ptr		Rebounds		PF	TP	A	TO	Bk	Stl	Min
		FG	FGA	FT	FTA	Off	Def							
14	CHATKEVICIUS, L.	f	7-7	0-0	3-3	1	2	3	3	17	1	2	1	24
24	CARRERA, Michael	f	4-6	2-3	3-3	1	3	4	4	13	1	3	1	21
25	KACINAS, Mindaugas	f	7-10	0-1	1-2	2	4	6	2	15	0	1	1	30
00	THORNWELL, Sindarius	g	0-5	0-3	2-4	0	5	5	2	6	4	0	2	30
15	DOZIER, PJ	g	5-11	1-3	0-2	2	4	6	2	11	5	4	1	23
02	DOBY, Raymond	g	0-1	0-0	0-0	0	1	1	0	0	0	0	0	2
04	GREGORY, Jamall	g	0-0	0-0	0-0	0	0	0	0	0	0	0	0	2
05	BLANTON, TeMarcus	g	0-0	0-0	0-0	0	0	0	1	0	1	0	0	5
10	NOTTICE, Duane	g	5-16	2-6	4-5	2	3	5	2	16	5	0	1	34
20	MCKIE, Justin	g	3-6	0-3	0-0	0	1	1	2	6	5	0	0	19
23	COBB, Eric	g	0-0	0-0	0-0	0	1	1	0	0	0	0	0	2
30	SILVA, Chris	g	3-4	0-0	6-8	2	5	7	1	12	1	2	2	18
Team						2		4						
Totals		34-66		5-19		19-27		12		31		43		92

FG % 1st Half: 20-40 50.0% 2nd Half: 14-26 53.8% Game: 34-66 51.5%
3FG % 1st Half: 3-12 25.0% 2nd Half: 2-7 28.6% Game: 5-19 26.3%
FT % 1st Half: 8-13 61.5% 2nd Half: 11-14 78.6% Game: 19-27 70.4%

Officials: Lee Cassell, Tony Henderson, Glenn Tullt
Technical fouls: Lipscomb-WILLIAMS, JOSH. South Carolina-None.
Attendance: 8793

Score by periods	1st	2nd	Total
Lipscomb	40	36	76
South Carolina	51	41	92

Last FG - LIP 2nd-02:57, SC 2nd-02:05.
Largest lead - LIP by 3 1st-15:53, SC by 20 2nd-05:09.
LIP led for 04:10. SC led for 34:22. Game was tied for 01:28.

Score tied - 2 times.
Lead changed - 10 times.

GAME 7



Official Basketball Box Score - Game Totals - Final Statistics
Western Carolina vs South Carolina
11/30/15 7 p.m. ET at Columbia, S.C. (Colonial Life Arena)

Western Carolina 53 • 2-4

#	Player	Total		3-Ptr		Rebounds		PF	TP	A	TO	Bk	Stl	Min
		FG	FGA	FT	FTA	Off	Def							
04	Torrion Brummitt	f	3-10	1-2	0-0	1	5	6	4	7	0	6	1	0
23	Justin Browning	f	2-6	1-1	0-0	1	3	4	4	5	0	4	1	28
02	Mike Brown	g	2-12	2-5	4-4	3	4	7	2	10	0	4	1	29
03	Rhett Harrison	g	5-13	4-10	0-0	0	3	3	1	14	2	1	0	30
11	Higobacac Mutoombo	g	0-2	0-1	0-0	0	0	0	1	0	2	0	0	15
01	Eliah Pughley	g	2-8	1-5	0-0	1	3	4	4	5	4	2	0	16
05	Devlin Peterson	g	0-0	0-0	0-0	0	1	1	0	1	1	0	0	11
12	Marc Gosselin	g	1-3	0-1	0-0	1	2	3	0	2	1	0	0	18
13	Deriece Parks	g	2-7	1-5	0-0	0	0	0	1	5	1	1	0	14
22	Jesse Deloach	g	0-2	0-0	0-0	2	1	3	0	0	0	0	0	5
24	Ashley Williams	g	2-4	1-2	0-0	1	1	2	0	5	0	1	0	5
Team						2		4						
Totals		19-67		11-32		4-4		12		24		36		100

FG % 1st Half: 9-31 29.0% 2nd Half: 10-36 27.8% Game: 19-67 28.4%
3FG % 1st Half: 6-16 37.5% 2nd Half: 5-16 31.3% Game: 11-32 34.4%
FT % 1st Half: 4-4 100.0% 2nd Half: 0-0 0.0% Game: 4-4 100.0%

South Carolina 76 • 7-0

#	Player	Total		3-Ptr		Rebounds		PF	TP	A	TO	Bk	Stl	Min
		FG	FGA	FT	FTA	Off	Def							
14	CHATKEVICIUS, L.	f	3-7	0-0	0-0	1	4	5	2	6	1	2	1	0
24	CARRERA, Michael	f	4-7	3-4	5-5	0	2	2	1	16	2	2	2	26
25	KACINAS, Mindaugas	f	8-11	2-2	2-2	2	6	8	0	10	0	0	1	26
00	THORNWELL, Sindarius	g	3-12	2-6	2-2	2	6	8	0	10	3	3	0	25
15	DOZIER, PJ	g	0-3	0-1	0-0	1	2	3	3	0	0	2	0	12
01	STROMAN, Marcus	g	0-2	0-0	1-2	0	3	3	0	1	3	3	1	4
02	DOBY, Raymond	g	0-0	0-0	0-0	0	0	0	0	0	0	0	1	4
04	GREGORY, Jamall	g	1-2	0-0	0-0	1	1	2	0	2	0	2	0	7
05	BLANTON, TeMarcus	g	0-2	0-0	0-0	0	0	0	0	1	0	1	0	7
10	NOTTICE, Duane	g	0-4	0-0	0-0	0	0	2	7	0	2	0	0	12
20	MCKIE, Justin	g	0-3	0-1	1-2	0	0	0	1	1	4	0	0	10
21	RAGIN, John	g	0-1	0-0	0-0	0	1	1	0	0	0	0	0	2
23	COBB, Eric	g	2-4	0-0	0-2	1	0	1	0	4	0	1	0	10
30	SILVA, Chris	g	2-3	0-0	5-10	4	7	11	2	9	0	1	0	15
31	HOLLIMAN, Jarrell	g	0-0	0-0	0-0	0	0	0	0	0	0	1	0	2
Team						2		4						

GAME 9 - CAROLINA 79, DREXEL 54
DEC. 15, 2015/COLONIAL LIFE ARENA

COLUMBIA, S.C. - The South Carolina men's basketball team is 9-0 for the first time in 44 years, after a big second half carried it to a 79-54 win over Drexel (1-7) Tuesday night. Freshman PJ Dozier led the team with 16 points, and the team poured in 47 second-half points to put away a game that was tight throughout the first half.

The Gamecocks' 6-2 lead to start the game was soon slowed by fouls and turnovers, most notably two offensive fouls on Laimonas Chatkevicius in just three minutes of action. The Dragons took over a 9-6 lead after four minutes of action after using a 7-0 run in a span of just under two minutes and would carry the lead for most of the next 10 minutes of play. The lead was helped in large part by a 3-of-3 start from 3-point range and a 50 percent field goal percentage in the first nine minutes of play.

Chris Silva helped keep the fans at Colonial Life Arena excited, first with a big block to deny a fast-break dunk, then later with a dunk of his own to cut the deficit to 17-15. Drexel would build its largest lead at 21-15, but Carolina earned the lead back down the stretch thanks to a lockdown at both ends of the court.

Immediately after going down by six, the Gamecocks went on an 11-0 run in the next three minutes to flip the scoreboard with a 26-21 advantage. It was punctuated by a 3-pointer from Chatkevicius, forcing Drexel into a timeout with 5:18 to go. For those remaining five minutes, the two teams combined for just a 3-of-13 effort from the floor and the Gamecocks were able to hold on for a 32-28 lead at halftime.

After a 6-of-12 start from the field, Drexel converted just 3-of-14 (21 percent) the rest of the way but still hit four 3s to keep within striking distance. Most of Carolina's damage would be done at the line, the Gamecocks attempted just two fewer free throws than field goals in the first half, thanks in large part to 14 fouls called on the Dragons. PJ Dozier alone would convert 9-of-13 at the charity stripe to lead the team in scoring at 13.

The Gamecocks scored nine points in the final 5:18 of the 1st half, but needed just the first 63 seconds of the second half to score another nine and take control of the game. Extra passes on the team's first two possessions led to wide-open 3s from Mindaugas Kacinas and Sindarius Thornwell, and Dozier converted a three-point play on the very next possession to force a timeout.

Faced with its largest deficit of the game at 43-28, Drexel continued a cold streak that plagued it in the final 10 minutes of the first half. The visitors went without a made field goal for the first five minutes of the second half, missing on its first 10 attempts and also coming up empty on three free throw tries.

The Dragons would get on the board with a basket at the 14:40 mark, but foul trouble up and down the lineup kept them from putting out a consistent rotation on the floor. Despite facing a Drexel full-court press for most of the half, the Gamecocks seemed to be unfazed and passed their way to a number of easy transition baskets and soon found themselves ahead by 20, 61-41, with eight minutes still to play.

The lead would peak at 25 on the game's final basket, a TeMarcus Blanton 3-pointer. All told, the Gamecocks shot 67 percent in the second half and spread the wealth on offense. Seven different players would score five points or more, led by six apiece from Blanton, Chatkevicius and Thornwell.

GAME 9



Official Basketball Box Score - Game Totals - Final Statistics
Drexel vs South Carolina
12/15/15 7 p.m. ET at Columbia, S.C. (Colonial Life Arena)

Drexel 54 • 1-7

#	Player	Total		3-Ptr		Rebounds		PF	TP	A	TO	Bk	Stl	Min
		FG	FGA	FT	FTA	Off	Def							
24	Williams, Rodney	f	0-0	0-0	0	0	0	0	0	0	0	0	0	3
3	Albif, Kazembe	f	4-7	1-1	0-0	1	3	4	2	9	0	1	1	23
11	Allen, Tavon	g	2-18	2-7	4-7	0	1	1	4	18	4	5	0	38
11	Allen, Terrell	g	6-13	0-0	0-0	0	1	1	5	4	3	3	0	19
13	London, Rashann	g	1-4	1-3	1-2	0	0	0	3	4	1	1	0	1
02	Mojica, Sammy	g	5-12	3-6	0-0	2	2	1	13	2	2	0	1	34
05	Williams, Austin	g	0-3	0-0	1-2	2	4	6	3	1	0	1	0	11
15	Bah, Mohamed	g	1-3	0-0	2-6	1	2	3	4	0	0	1	0	16
35	Cartwright, Andrew	g	0-0	0-0	1-0	0	0	0	0	0	0	0	0	3
25	Myles, Tyshawn	g	0-5	0-0	1-2	1	2	3	5	1	1	0	0	1
Team		1		1		2								
Totals		19-55		7-17		9-19		6		12		28		54

FG % 1st Half: 9-26 34.6% 2nd Half: 10-29 34.5% Game: 19-55 34.5%
3FG % 1st Half: 4-8 50.0% 2nd Half: 3-9 33.3% Game: 7-17 41.2%
FT % 1st Half: 6-10 60.0% 2nd Half: 3-9 33.3% Game: 9-19 47.4%

South Carolina 79 • 9-0

#	Player	Total		3-Ptr		Rebounds		PF	TP	A	TO	Bk	Stl	Min
		FG	FGA	FT	FTA	Off	Def							
14	CHATKEVICIUS, L.	f	4-5	1-2	0-1	1	2	3	3	9	1	3	3	0
24	CARRERA, Michael	f	4-6	0-0	2-3	0	3	3	4	10	0	2	1	19
25	KACINAS, Mindaugas	f	2-2	1-1	0-1	0	2	2	3	5	0	1	0	11
00	THORNWELL, Sindarius	g	4-8	2-3	3-4	1	3	4	1	13	5	1	0	1
15	DOZIER, PJ	g	3-6	0-0	10-16	0	4	4	0	16	3	1	0	24
01	STROMAN, Marcus	g	0-1	0-0	2-4	1	4	5	1	2	2	2	1	0
02	DOBY, Raymond	g	0-0	0-0	0-0	0	0	0	0	0	0	1	0	3
04	GREGORY, Jamall	g	0-0	0-0	1-2	0	0	0	0	1	1	0	0	1
05	BLANTON, TeMarcus	g	2-2	2-2	0-0	1	1	0	6	0	0	0	0	3
10	NOTICE, Duane	g	2-6	0-3	1-2	1	1	2	0	5	2	0	1	19
20	MCKIE, Justin	g	1-4	0-1	1-2	1	0	1	2	3	0	1	0	11
23	COBB, Eric	g	0-1	0-0	0-0	0	4	4	2	0	1	1	0	12
30	SILVA, Chris	g	3-5	0-0	3-4	2	5	7	3	9	1	3	2	30
Team		1		4		5								
Totals		25-46		6-12		23-39		8		33		41		79

FG % 1st Half: 9-22 40.9% 2nd Half: 16-24 66.7% Game: 25-46 54.3%
3FG % 1st Half: 1-5 20.0% 2nd Half: 5-7 71.4% Game: 6-12 50.0%
FT % 1st Half: 13-20 65.0% 2nd Half: 10-19 52.6% Game: 23-39 59.0%

Officials: Lee Cassell, Jamie Luckie, James Breeding
Technical fouls: Drexel-None, South Carolina-None.
Attendance: 8481

Score by periods	1st	2nd	Total
Drexel	28	26	54
South Carolina	32	47	79

Points	In	Off	2nd	Fast
DREXEL	12	2	3	0
SC	34	18	9	10

Last FG - DREXEL 2nd-01:03, SC 2nd-00:32.
Largest lead - DREXEL by 6 1st-08:23, SC by 25 2nd-00:32.
DREXEL led for 10:09, SC led for 29:33. Game was tied for 00:18.

GAME 10 - CAROLINA 65, CLEMSON 59
DEC. 18, 2015/GREENVILLE, S.C.

GREENVILLE, S.C. - It was a game fitting of a historic rivalry, as the Gamecock men's basketball team held off Clemson (7-4) Friday night in their first true road game of the season, 65-59. The win helped Carolina improve to 10-0, its best start since 1933-34, but it would take all 40 minutes for it to be decided.

Early nerves would lead to a slow start for the rivals, a Clemson 6-0 run helped it take a 10-7 lead six minutes in, with the Gamecocks struggling from the field with a 3-of-11 start.

Carolina got its first two-possession lead on the back of a personal 5-0 run by Mindaugas Kacinas, helping plant the seed for what would become a momentum-changing stretch for the visitors. He broke a 14-all tie with a three-point play, then following with a layup on the next possession to make it a 19-14 game with nine minutes to play in the half after the Tigers had gone up 13-9 just three minutes earlier.

A pair of 3-pointers from Michael Carrera extended the total run out to 16-1, forced a Clemson timeout and got the Gamecock-laden crowd at Bon Secours Wellness Arena in an uproar. In total, the Gamecocks would stretch the run out to 24-1 behind eight-straight made field goals, which compounded the Tiger's drought of 12-straight misses.

The highlight of the run would undoubtedly be Sindarius Thornwell's three-point play off a dunk that shook loose the dust from the arena's rafters. The run would last over eight minutes in total and helped Carolina take a 41-25 lead at halftime.

Clemson would hit just 5-of-18 two-point field goals and were out-scored 18-6 in the paint for the half, and the Gamecocks also enjoyed a ten-rebound advantage through the first 20 minutes. Eric Cobb would play big minutes off the bench with Carrera and Chris Silva in foul trouble early; the freshman led the team with four rebounds in the half.

The Tigers came out with comeback on their mind in the second half, and used a 7-0 run to cut into single digits before a 3-pointer from Duane Notice put the score at 48-36 at the first media timeout. Notice's 3s would be key for helping Carolina overcome a Clemson zone that was successfully stagnating the offense for the majority of the second half.

Despite relying heavily on 3-pointers to try and cut into the deficit, it would actually be Clemson's post scorers that made the difference as it continued to lack back into the game. Through the first 14 minutes of the second half, Clemson hit 6-of-8 two-pointers compared to just 4-of-11 on 3s. Baskets on four-straight possessions would get the Tigers within four, 57-53, with six minutes still to play.

Kacinas would snap a three-minute scoring drought for Carolina on a high-low pass from Laimonas Chatkevicius into the heart of the Clemson 2-3 zone, sending the Gamecocks into the final media timeout with a 59-55 lead. That would score held tight for over four minutes, with Carolina still vexed by Clemson's zone, and the Tigers unable to score against the Gamecock's physical man-to-man.

Coming down to the final 90 seconds of regulation, it would be the free throw line that the rivalry game would be decided. Each side missed the front end of a 1-and-1 at the line, but a turnover off an errant pass forced Clemson to foul and put Carrera at line to try and add critical points to the tenuous lead.

The senior swished both attempts, bringing an end to 4:04 minutes without a point from either team and gave Carolina a 61-55 lead with 22 seconds to play. A forced-up 3 by the Tigers would be rebounded by PJ Dozier, who added two more free throws and iced away the game.

GAME 10



Official Basketball Box Score - Game Totals - Final Statistics
South Carolina vs Clemson
12/18/15 7:00 PM at Greenville, S.C. (BSW Arena)

South Carolina 65 • 10-0

#	Player	Total		3-Ptr		Rebounds		PF	TP	A	TO	Bk	Stl	Min
		FG	FGA	FT	FTA	Off	Def							
14	CHATKEVICIUS, L.	f	1-2	0-0	2-3	0	2	2	3	4	2	4	1	0
24	CARRERA, Michael	f	5-9	2-3	2-2	4	2	6	3	14	1	1	1	0
25	KACINAS, Mindaugas	f	4-10	1-2	1-1	0	4	4	1	10	2	0	0	37
00	THORNWELL, Sindarius	g	2-10	1-6	3-3	3	6	9	2	8	3	2	1	0
15	DOZIER, PJ	g	5-8	1-1	2-3	1	5	6	2	13	1	2	0	1
01	STROMAN, Marcus	g	0-1	0-0	0-0	0	1	1	0	0	2	0	0	1
10	NOTICE, Duane	g	3-10	3-7	1-2	0	2	2	1	10	1	1	0	23
20	MCKIE, Justin	g	1-1	0-0	0-0	1	0	1	0	2	0	0	0	8
23	COBB, Eric	g	2-2	0-0	0-0	2	3	5	2	4	0	1	0	0
30	SILVA, Chris	g	0-0	0-0	0-0	0	1	1	2	0	0	2	0	1
Team		3		2		5								
Totals		23-53		8-19		11-14		14		28		42		65

FG % 1st Half: 15-27 55.6% 2nd Half: 8-26 30.8% Game: 23-53 43.4%
3FG % 1st Half: 6-10 60.0% 2nd Half: 2-9 22.2% Game: 8-19 42.1%
FT % 1st Half: 5-7 71.4% 2nd Half: 6-7 85.7% Game: 11-14 78.6%

Clemson 59 • 7-4

#	Player	Total		3-Ptr		Rebounds		PF	TP	A	TO	Bk	Stl	Min
		FG	FGA	FT	FTA	Off	Def							
05	BLOSSOMGAME, Jaron	f	7-14	0-0	3-4	6	5	11	3	17	0	1	2	1
14	JANTHAM, Donte	f	6-14	4-9	0-0	1	5	6	3	16	3	1	1	0
50	DIJTTE, Andy	c	1-1	0-0	2-3	2	1	3	3	4	0	0	0	11
12	HOLMES, Sivy	g	2-7	0-3	0-0	1	2	3	4	4	2	5	0	0
20	ROPER, Jordan	g	4-14	2-8	0-0	0	0	0	2	10	5	3	0	0
16	DEVOC, Gabe	g	2-7	2-5	0-0	1	0	1	1	6	0	0	0	0
11	HUDSON, Ty	g	0-0	0-0	0-1	0	0	0	1	0	0	0	0	8
33	SMITH, Josh	g	3-3	0-1	0-0	3	2	5	0	0	0	0	0	0
35	NNOKO, Landry	g	1-3	0-0	0-1	1	2	3	3	2	1	0	5	0
Team		0		2		2								
Totals		23-63		8-26		5-9		15		19		34		200

FG % 1st Half: 9-31 29.0% 2nd Half: 14-32 43.8% Game: 23-63 36.5%
3FG % 1st Half: 4-13 30.8% 2nd Half: 4-13 30.8% Game: 8-26 30.8%
FT % 1st Half: 3-6 50.0% 2nd Half: 2-3 66.7% Game: 5-9 55.6%

Officials: Michael Stephens, Patrick Adams, Alfred Smith
Technical fouls: South Carolina-None, Clemson-None.
Attendance: 1446

Score by periods	1st	2nd	Total
South Carolina	41	24	65
Clemson	25	34	59

Points	In	Off	2nd	Fast
SC	24	6	11	2
CU	24	12	13	0

Last FG - SC 2nd-00:07, CU 2nd-00:04.
Largest lead - SC by 20 1st-02:47, CU by 4 1st-13:14.
SC led for 31:55, CU led for 04:00. Game was tied for 04:05.

GAME 11 - CAROLINA 75, ST. JOHN'S 61
DEC. 22, 2015/UNCASVILLE, CONN.

UNCASVILLE, CT. - The South Carolina Gamecock men's basketball team ran its season record to 11-0 Tuesday night, defeating St. John's 75-61. The game was played at Mohegan Sun Arena as part of the Naismith Memorial Basketball Hall of Fame Shootout. Led by a season-best performance from Duane Notice, the Gamecocks overcame an early deficit to earn their first win ever against the Red Storm (7-6).

St. John's would shoot its way out to an early lead, and held it for most of the first ten minutes of the game. The early advantage would grow to six, 13-7, before the Gamecocks

GAME 12 - CAROLINA 78, FRANCIS MARION 56 DEC. 30, 2015/COLONIAL LIFE ARENA

COLUMBIA, S.C. - The South Carolina men's basketball team took the court at Colonial Life Arena for the first time in over two weeks, hosting Francis Marion Wednesday night. The Gamecocks shook off some early rust and ran off to a 78-56 win against the Patriots. Chris Silva led the team with a season-high 13 points and all 15 members of the team would see action in the win. It is Carolina's 12th-straight win, matching its longest win streak since the 1996-97 campaign.

Carolina connected on just one of its first six shots from the floor, but both teams would struggle offensively in the opening eight minutes of action. A 3-pointer from Francis Marion cut South Carolina's lead to just three 12-9, at the 11:15 mark of the first half, but the visitors missed their next seven field goal attempts. The Gamecocks would heat up down the home stretch of the half, scoring 21 of their 38 total points in the final 6:18, shooting 7-of-9 as a team in that span.

Chris Silva and Duane Notice scored 10 points apiece to lead the team, with Silva providing a pair of highlight-reel slam dunks in the process. Eight different players scored for the Gamecocks in the first half. The Patriots finished just 6-of-30 from the field in the half, but were able to force South Carolina into 10 turnovers and recorded seven offensive rebounds to counter a slow half offensively.

The home side pushed the lead up to 25 early on in the second half, 53-28, and held on to a 20-point advantage for the remainder of the game. The lead would allow head coach Frank Martin to look to his talented reserves to get some valuable playing time. Ten players would come off the bench for the team and nine of them scored at least two points. Despite relying almost exclusively on its freshmen, the South Carolina offense put up 40 points in the second half to seal the big win.

GAME 12



Official Basketball Box Score - Game Totals - Final Statistics
Francis Marion vs South Carolina
12/30/15 7 p.m. ET at Columbia, S.C. (Colonial Life Arena)

Francis Marion 56 • 7-4

#	Player	Total		3-Ptr		Rebounds		PF	TP	A	TO	Blk	Stl	Min
		FG	FGA	FG	FGA	FT	FTA							
20	PARKER, Brandon	f	0-1	0-0	0-0	0	0	0	1	0	0	0	0	9
24	CARRERA, Judah	f	2-8	0-0	2-7	6	3	9	4	6	1	2	2	33
34	BRYANT, Alex	f	0-1	0-0	0-0	1	1	3	0	2	1	0	0	10
02	BROWNING, Detrek	g	6-14	2-7	0-2	3	5	8	3	14	2	4	0	35
11	TALOKI, Nick	g	2-5	0-2	0-0	0	8	1	4	1	3	1	1	24
03	DAVIS JR., Mike	g	5-13	4-10	3-5	0	1	1	5	17	0	2	0	23
35	FENNER, Alante	g	2-9	0-3	9-10	1	3	4	4	13	1	5	0	22
21	NUAJI, Samson	0-0	0-0	0-0	0	0	0	0	1	0	0	0	0	2
24	JEROME, David	0-0	0-0	0-1	3	1	4	5	0	1	0	2	0	14
32	HARRIS, Mykel	1-8	0-1	0-0	2	1	3	1	2	0	0	0	0	17
40	JACKSON, Kenneth	0-1	0-0	0-0	1	1	2	1	0	2	0	0	1	11
Team														Deadball Rebounds
Totals		18-60	6-23	14-25	17	25	42	29	56	7	22	4	10	200

FG % 1st Half: 6-30 20.0% 2nd half: 12-30 40.0% Game: 18-60 30.0%
3FG % 1st Half: 1-9 11.1% 2nd half: 5-15 33.3% Game: 6-23 26.1%
FT % 1st Half: 7-13 53.8% 2nd half: 7-12 58.3% Game: 14-25 56.0%

South Carolina 78 • 12-0

#	Player	Total		3-Ptr		Rebounds		PF	TP	A	TO	Blk	Stl	Min
		FG	FGA	FG	FGA	FT	FTA							
14	CHATKEVICIUS, L.	f	0-1	0-0	0-0	1	2	3	0	1	1	1	0	11
24	CARRERA, Michael	f	2-8	1-5	0-0	0	2	2	5	2	3	0	1	16
25	KACINAS, Mindaugas	f	5-8	1-1	1-2	0	5	5	2	12	0	2	1	24
00	THORNWELL, Sindarius	g	2-5	1-4	2-2	1	2	3	2	7	4	2	0	22
15	DOZIER, PJ	g	3-8	0-4	0-0	0	1	1	3	6	1	2	1	22
01	STROMAN, Marcus	0-0	0-0	2-2	0	2	2	0	2	0	2	0	0	12
02	DOBY, Raymond	2-5	0-0	4-8	3	1	4	0	8	0	0	0	0	7
04	GREGORY, Jamall	2-6	1-4	1-2	1	2	3	1	2	0	0	0	1	14
05	BLANTON, TeMarcus	0-2	0-1	1-2	2	1	3	1	2	0	0	0	0	6
10	NOTICE, Duane	3-9	3-7	1-2	0	0	1	10	1	0	0	2	0	28
20	MCKIE, Justin	1-3	1-1	0-0	0	2	2	1	3	1	0	1	0	9
21	RAGIN, John	1-1	0-0	0-0	0	0	0	0	0	2	0	0	0	2
32	COBB, Eric	1-1	0-0	0-7	4	3	7	0	2	2	2	1	0	16
30	SILVA, Chris	5-7	0-0	3-3	3	3	6	5	13	1	2	3	2	19
1	HOLLIMAN, Jarrell	0-0	0-0	0-0	0	0	0	0	0	0	0	0	0	2
Team														Deadball Rebounds
Totals		27-64	8-27	16-30	18	29	47	18	78	16	16	8	13	200

FG % 1st Half: 14-28 50.0% 2nd half: 13-36 36.1% Game: 27-64 42.2%
3FG % 1st Half: 3-14 21.4% 2nd half: 5-13 38.5% Game: 8-27 29.6%
FT % 1st Half: 7-14 50.0% 2nd half: 9-16 56.3% Game: 16-30 53.3%

Officials: Joe Lindsey, Olanis Poole, Lamar Simpson
Technical fouls: Francis Marion-None. South Carolina-None.
Attendance: 10401

Score by periods	1st	2nd	Total
Francis Marion	20	36	56
South Carolina	38	40	78

Last FG - FMU 2nd-00:00, SC 2nd-00:12.
Largest lead - FMU None, SC by 25 12:08.
FMU led for 00:00. SC led for 39:46. Game was tied for 00:14.

Score tied - 0 times.
Lead changed - 0 times.

GAME 13 - CAROLINA 86, MEMPHIS 76 JAN. 2, 2016/COLONIAL LIFE ARENA

COLUMBIA, S.C. - The #24/20 South Carolina Gamecocks earned another signature win Saturday night, opening 2016 with a thrilling 86-76 win over Memphis (9-4). Sindarius Thornwell scored a season-high 18 points and Michael Carrera went for his second double-double in the last three games to lead Carolina to 13-0, its longest win streak since 1969-70. In a game that featured 17 ties and 13 different lead changes, senior leadership and depth proved to be the difference for the home side.

The game was emotionally charged from the first minute of action, but it translated into a reckless game that effected both teams. Nine combined fouls were called in the first three minutes of the game, putting a pair of starters on the bench for the Gamecocks with PJ Dozier and Laimonas Chatkevicius. Carolina would hold an early 9-7 lead thanks to a Chris Silva three-point play, but Memphis would soon answer back.

A 7-0 run from the visitors staked them to their largest lead of the night at 14-9 with 13:48 to play. A Duane Notice 3-pointer would soon tie the game back up at 16-11, but Carolina missed some extra opportunities to take a firm advantage and the lead bounced back and forth for the final ten minutes of the half. A 9-0 run for the Gamecocks in the final four minutes would push their lead as high as six, 39-33, but the Tigers tied it up for halftime on a last-second 3 from Ricky Tarrant.

Neither side was able to adjust to the physicality during the run of play, leading to a carousel of shooters at the free throw line all night. In total, the two teams combined for 68 fouls and 99 free throws in the game. Michael Carrera led the team through the first 20 minutes with 12 points and five rebounds, highlighted by a pair of 3s to fire up an already-stoked crowd of 13,035 at Colonial Life Arena. As a team, though, South Carolina shot just 33 percent from the floor.

The offenses remained chilly from the floor as the second half got underway, but Memphis would warm up just enough to grab an early 46-46 lead. The Gamecocks started just 3-of-15 from the floor through the first eight minutes, compounded by four missed free throws in that same stretch. Carolina was able to tie up the game back up, and would take a 61-59 lead after a pair of free throws by Notice, but neither team would enjoy much of any breathing room as the half wore on.

Memphis' offense would not extend past the free throw line for most of the final 20 minutes, as it shot just 23 percent from the floor in the second half but did make 16-of-19 at the line. The Tigers went over nine minutes without a field goal until a goaltending call gave them a make with 5:35 to go. By then, though, Carolina had built up a two-possession lead at 70-63 and started to wear into the opposition's depth with fouls.

In all, five Tigers would foul out and the Gamecocks were able to salt away the game with free throws. A pair of made attempts by Duane Notice with 11 seconds to play gave the Garnet and Black its largest lead of the game, the final margin of 86-76, and also set a new program record for both free throws made and attempted, with 46 and 63, respectively. The win closes out the team's first undefeated non-conference schedule since the 1933-34 team.

GAME 13



Official Basketball Box Score - Game Totals - Final Statistics
Memphis vs South Carolina
1/2/16 6 p.m. ET at Columbia, S.C. (Colonial Life Arena)

Memphis 76 • 9-4

#	Player	Total		3-Ptr		Rebounds		PF	TP	A	TO	Blk	Stl	Min
		FG	FGA	FG	FGA	FT	FTA							
00	BURRELL, Trahson	f	1-7	0-2	0-0	0	6	6	5	2	2	1	2	21
02	GOODWIN, Shaq	f	3-10	0-0	7-7	3	6	9	5	13	1	2	2	25
14	LAWSON, K.J.	f	0-3	0-1	1-2	0	1	1	5	1	1	2	1	19
25	MARTIN, Jeremiah	g	2-5	2-2	4-7	0	2	2	3	10	1	1	0	21
20	TARRANT JR., Ricky	g	3-11	2-5	12-12	2	2	4	4	20	1	2	0	36
01	MARTIN, Dedic	g	2-7	1-3	1-2	1	1	2	5	6	1	4	3	19
03	WOODSON, Avery	4-10	3-9	3-3	0	1	1	4	14	0	0	0	0	26
05	CRAWFORD, Markel	3-7	0-0	2-3	1	6	7	5	8	1	0	1	0	23
15	JOHNSON, Kedren	0-0	0-0	0-0	0	0	0	1	0	0	0	0	0	2
30	MARSHALL, Nick	0-0	0-0	0-0	1	0	1	4	2	0	0	0	0	7
42	McDOWELL, Jake	0-0	0-0	0-0	0	0	0	0	0	0	0	0	0	1
Team														Deadball Rebounds
Totals		19-61	8-22	30-36	17	27	38	41	76	8	15	9	7	200

FG % 1st Half: 11-27 40.7% 2nd half: 8-34 23.5% Game: 19-61 31.1%
3FG % 1st Half: 6-10 60.0% 2nd half: 2-12 16.7% Game: 8-22 36.4%
FT % 1st Half: 14-17 82.4% 2nd half: 16-19 84.2% Game: 30-36 83.3%

South Carolina 86 • 13-0

#	Player	Total		3-Ptr		Rebounds		PF	TP	A	TO	Blk	Stl	Min
		FG	FGA	FG	FGA	FT	FTA							
14	CHATKEVICIUS, L.	f	2-6	0-1	5-6	3	3	6	4	9	0	2	2	13
24	CARRERA, Michael	f	4-11	2-3	6-9	5	6	11	4	16	1	3	1	28
25	KACINAS, Mindaugas	f	2-5	0-3	4-4	1	4	5	1	8	1	2	2	36
00	THORNWELL, Sindarius	g	4-8	1-3	9-14	1	5	6	3	18	2	2	3	36
15	DOZIER, PJ	g	3-7	0-1	1-3	0	2	2	3	7	0	2	0	15
01	STROMAN, Marcus	0	1-0	0-0	5-8	0	2	2	3	5	2	0	0	19
04	GREGORY, Jamall	1-1	0-0	0-0	0	1	1	2	2	0	0	0	0	3
10	NOTICE, Duane	1-8	1-6	12-12	0	6	6	2	15	3	1	0	0	33
20	MCKIE, Justin	0-0	0-0	0-0	0	0	0	0	0	0	0	0	0	1
32	COBB, Eric	0-0	0-0	0-0	0	0	0	2	0	0	0	0	0	3
30	SILVA, Chris	1-8	0-0	4-7	4	3	7	3	6	0	0	0	0	13
Team														Deadball Rebounds
Totals		18-57	4-17	46-63	18	35	53	27	86	9	13	7	7	200

FG % 1st Half: 10-30 33.3% 2nd half: 8-27 29.6% Game: 18-57 31.6%
3FG % 1st Half: 4-13 30.8% 2nd half: 0-4 0.0% Game: 4-17 23.5%
FT % 1st Half: 18-24 75.0% 2nd half: 28-39 71.8% Game: 46-63 73.0%

Officials: Pat Adams, John Hampton, Marc Ellard
Technical fouls: Memphis-None. South Carolina-None.
Attendance: 13035

Score by periods	1st	2nd	Total
Memphis	42	34	76
South Carolina	42	44	86

Last FG - MEM 2nd-02:03, SC 2nd-02:06.
Largest lead - MEM by 5 1st-13:48, SC by 10 2nd-00:11.
MEM led for 17:35. SC led for 15:20. Game was tied for 07:05.

Score tied - 17 times.
Lead changed - 13 times.

GAME 14 - CAROLINA 81, AUBURN 69 JAN. 5, 2016/AUBURN ARENA

AUBURN, ALA. - An active defense in the first half would prove to be the difference as the #22/20 South Carolina Gamecocks opened the SEC season with a road win at Auburn Tuesday night, 81-69. Sindarius Thornwell kept a hot hand, leading the team with 22 points while Laimonas Chatkevicius added his first double-double of the season with 12 points and 10 rebounds.

The Tigers (7-6, 1-1 SEC) held an early advantage, but the Gamecocks (14-0, 1-0) soon found success getting into the passing lanes and went off on a 12-0 run to take an 18-9 lead six minutes in. In that stretch, Auburn turned the ball over four times and missed a pair of shots, while Thornwell took advantage by scoring seven of those 12 points on his own. He would finish the half with 13 points thanks to a trio of 3-pointers, he and Duane Notice combined to connect on 6-of-9 3s in the half.

South Carolina's defense would harass Auburn relentlessly, forcing 15 turnovers in the first half that led to 23 of the Gamecocks' 43 points. The visitors took a 43-30 lead into the break, the lowest first-half scoring output from the Tigers this season.

Both sides kept sending it in from 3 to start the half, hitting three apiece in the first three minutes of the second half. Auburn made a concerted effort to limit turnovers, committing just six in the final 20 minutes, but the Gamecocks would turn to a high efficiency half-court offense to hold off any rallies.

GAME 15 - CAROLINA 69, VANDERBILT 65 JAN. 9, 2016/COLONIAL LIFE ARENA

COLUMBIA, S.C. - The #22/20 South Carolina Gamecocks are 2-0 to start the SEC season for the first time since 2010, but had to overcome its biggest test of the season Saturday afternoon against Vanderbilt (8-7, 0-3 SEC). The team had to erase an eight-point deficit in the second half, but Sindarius Thornwell led the way again and hit a major career milestone while guiding the team to a 69-65 win over the Commodores.

Vanderbilt took hold of the lead in its first possession and would hold on for the first 28 minutes of action, starting the game on an 8-0 burst. After weathering the initial blow, the Gamecocks (15-0, 2-0 SEC) would play the Commodores even for the rest of the first half, never letting the lead grow into double figures.

Mindaugas Kacinas led the team with 10 points in the first half, which helped to counter a 13-point performance from Vandy's Riley LaChance. South Carolina had a number of chances to take the lead over the final five minutes of the first half, but weren't able to string together enough stops and scores to get over the hump. Both sides would shoot nearly identical percentages, but Vanderbilt's 5-2 advantage in made 3-pointers helped give it a 38-35 halftime lead.

A quick 5-0 start out of the break from Vanderbilt put the comeback hopes on hold for Carolina, but the Gamecocks turned up the heat on defense and continued to chip away at the deficit. Their efforts would pay off with a jumper by Laimonas Chatkevicius that tied the game at 49 with 11:31 to go in regulation, followed by a jumper on the ensuing possession from PJ Dozier that gave the team its first lead of the day.

The 'Dores would go ice cold from the field just six minutes into the second half, hitting just one field goal in 17 attempts in a stretch that spanned from the 14:08 mark until making two of four in the final 40 seconds when the game was already out of reach. South Carolina countered with an 8-of-18 success rate in that same period to take control, pushing its lead as high as seven in the final minutes of the game.

The Gamecocks looked to Sindarius Thornwell to lead them to victory, and the veteran guard would do that and more. With his first points of the second half, coming on a jumper at 12:51 on the clock, the junior passed 1,000 career points, becoming the 42nd player in program history to reach the milestone. He would not rest on that achievement, scoring a team-high 11 points in the half including a critical period in the final three minutes where he scored seven straight points on his own to keep the Carolina lead at two possessions.

Thornwell's final two points would give the home side a 67-61 lead with just 36 seconds to play, and the Gamecocks were able to hold off any counter attacks and secure just the second win over Vanderbilt in the last eight meetings.

GAME 15



Official Basketball Box Score - Game Totals - Final Statistics
Vanderbilt vs South Carolina
1/9/16 3 p.m. ET at Columbia, S.C. (Colonial Life Arena)

Vanderbilt 65 • 8-7, 0-3 SEC

#	Player		Total		3-Ptr		Rebounds		PF	TP	A	TO	Blk	Stl	Min	
			FG	FGA	FG	FGA	FT	FTA								
03	KORNET, Luke	f	2-9	2-9	2-2		0	4	4	2	8	0	2	4	0	32
11	ROBERSON, Jeff	f	1-7	0-2	5-7		3	3	6	1	7	3	2	0	1	33
30	JONES, Damian	c	5-6	0-0	2-3		2	4	6	5	12	1	1	3	0	16
5	FISHER-DAVIS, Matthe	g	0-1	0-1	0-0		0	1	1	0	0	0	0	0	0	7
13	LACHANCE, Riley	g	6-16	3-7	0-0		0	4	4	3	15	1	1	0	1	34
40	JUSTICE, Camron	g	0-1	0-1	0-0		0	1	1	0	0	0	0	0	0	4
02	TOYE, Joe	g	1-2	0-0	3-4		1	2	3	2	5	0	1	0	1	16
04	BALDWIN IV, Wade	g	3-13	0-2	7-11		2	1	3	5	13	4	3	0	2	30
14	JOSEPHS, Carter	g	0-0	0-0	0-0		0	0	0	0	0	0	0	0	0	1
20	CRESSLER, Nolan	g	1-3	0-2	0-0		1	3	4	5	2	1	0	0	0	19
40	HENDERSON, Josh	g	1-3	0-0	1-2		1	1	2	2	3	0	1	0	0	8
	Team						2	0	2							
Totals			20-61	5-24	20-29		12	24	36	25	65	10	11	7	5	200

South Carolina 69 • 15-0, 2-0 SEC

#	Player		Total	3-Ptr	Reb	Def	Off	TP	A	TO	Blk	Stl	Min	
			FG-FTA	FG-FTA	FT-FTA			PF						
14	CHATKEVICIUS, L.	f	4-7	0-1	1-2	2	2	4	3	9	1	2	22	
4	CARRERA, Michael	f	1-5	0-2	2-4	2	6	8	5	4	1	2	21	
25	KACINAS, Mindaugas	f	5-10	0-2	3-6	1	3	4	3	13	0	2	33	
00	THORNWELL, Sindarius	g	6-14	0-3	7-9	2	6	8	2	19	2	1	35	
15	DOZIER, PJ	g	4-9	0-0	1-2	0	3	3	3	9	0	3	21	
01	STROMAN, Marcus	g	2-5	1-1	2-4	0	2	2	3	7	0	3	23	
10	NOTICE, Duane	g	2-7	2-4	2-2	1	1	2	0	8	4	3	31	
20	MCKIE, Justin	g	0-0	0-0	0-0	1	1	1	0	0	0	0	1	
23	COBB, Eric	g	0-0	0-0	0-0	0	3	3	0	0	0	0	4	
30	SILVA, Chris	g	0-0	0-0	0-0	0	5	5	4	0	0	0	9	
Team			2	2	0	2	2	4	0	0	0	0	0	
Totals			24-57	3-13	18-29	10	34	44	23	69	11	13	3	200
FG % 1st Half: 12-29 41.4% 2nd half: 12-28 42.9% Game: 24-57 42.1% Deadball														
3FG % 1st Half: 2-7 28.6% 2nd half: 1-6 16.7% Game: 3-13 23.1% Rebounds														
FT % 1st Half: 9-14 64.3% 2nd half: 9-15 60.0% Game: 18-29 62.1% 7														

Officials: Joe Lindsay, Tim Gattis, Sean Casey
Technical fouls: Vanderbilt-None. South Carolina-None.
Attendance: 15055

Score by periods	1st	2nd	Total
Vanderbilt	38	27	65
South Carolina	35	34	69

Last FG - VU 2nd-00:00, SC 2nd-01:57.
Largest lead - VU by 8 1st-18:18, SC by 7 2nd-00:28.
VU led for 28:17, SC led for 10:24. Game was tied for 01:19.

Score tied - 2 times.
Lead changed - 1 time.

GAME 16 - ALABAMA 73, CAROLINA 50 JAN. 13, 2016/TUSCALOOSA, ALA.

TUSCALOOSA, Ala. - The No. 19/15 South Carolina men's basketball team suffered its first loss of the season Wednesday night at Alabama, 73-50. The Gamecocks fell behind early and saw their 15-game season-opening win streak come to an end. The Crimson Tide improves to 10-5 and 1-2 in conference action. Michael Carrera led the team with 14 points and 10 rebounds, his second double-double in the last four games.

It would be the Gamecocks (15-1, 2-1 SEC) versus Riley Norris for the first 10 minutes of the game, as Alabama's sophomore forward connected on his first five attempts from 3-point range. The South Carolina offense would not be able to answer the hot start, and Norris' fifth 3 of the half pushed Alabama's early advantage to 19-4 at the 11:39 mark.

The Gamecocks started just 2-of-12 from the field, but a stretch of six baskets in nine attempts gave the offense a brief jolt. The Tide rolled into halftime with a 35-22 lead, Laimonas Chatkevicius and Mindaugas Kacinas led the Gamecocks with six points apiece and combined to shoot 5-of-9. As a team, South Carolina connected on just 8-of-26 shots in the opening frame.

The offense was held without a field goal for the final three minutes of the first half, and that trend carried into the second half. The Gamecocks missed their first 12 attempts out of the break, and went without a point until a three-point play from Duane Notice with 11:51 left to play in regulation. In the time between Carolina's field goals, Alabama extended the lead up to 48-22.

Notice's field goal broke the seal for the Gamecock offense, who scored six straight baskets in a five-minute stretch, but it came too late. Freshman guard Jamall Gregory spurred an 8-0 run with six minutes left, hitting a 3 and converting a three-point play over the span of three possessions, but Alabama's lead would be too much to overcome.

GAME 16



Official Basketball Box Score - Game Totals - Final Statistics
South Carolina vs Alabama
1/13/16 8:00 p.m. ET at Tuscaloosa, Ala. (Coleman Coliseum)

South Carolina 50 • 15-1, 2-1

#	Player		Total		3-Ptr		Rebounds				PF	TP	A	TO	Blk	Stl	Min
			FG	FGA	FG	FGA	FT	FTA	Off	Def							
14	CHATKEVICIUS, L	f	3-7	0-2	0-0		3	0	3	2	6	0	4	0	0	18	
24	CARRERA, Michael	f	5-10	2-5	2-2		1	9	10	2	14	1	4	1	1	32	
25	KACINAS, Mindaugas	f	2-8	0-2	2-4		4	1	5	1	6	1	1	0	0	31	
01	THORNWELL, Sindarius	g	1-6	0-3	0-0		1	1	2	1	2	0	3	1	1	31	
15	DOZIER, PJ	g	0-5	0-1	0-0		1	0	1	5	0	4	0	0	0	15	
01	STROMAN, Marcus	g	0-2	0-0	0-0		0	1	1	2	0	0	0	0	0	16	
02	DOBY, Raymond	g	2-2	0-0	0-0		0	0	0	0	4	0	0	0	0	4	
04	GREGORY, Jamall	g	3-3	1-1	1-3		0	0	0	2	8	1	0	0	0	9	
10	NOTICE, Duane	g	2-8	0-4	3-3		0	1	1	1	7	3	0	0	0	22	
20	MCKIE, Justin	g	0-0	0-0	0-0		0	1	1	0	0	3	0	0	0	9	
21	RAGIN, John	g	0-0	0-0	0-0		0	0	0	0	0	0	0	0	0	1	
23	COBB, Eric	g	1-2	0-0	0-0		1	1	2	0	2	0	0	0	0	3	
30	SILVA, Chris	g	0-0	0-0	1-5		1	1	2	3	1	0	1	1	0	8	
Team			3	2	5		3	2	5	0	1	1	0	0	0	0	
Totals			19-53	3-18	9-17		15	18	33	19							
FG % 1st Half: 8-26			30.8%		2nd half: 11-27		40.7%		Game: 19-53		35.8%		Deadball				
3FG % 1st Half: 1-10			10.0%		2nd half: 2-8		25.0%		Game: 3-18		16.7%		Rebounds				
FT % 1st Half: 5-10			50.0%		2nd half: 4-7		57.1%		Game: 9-17		52.9%		2				

Alabama 73 • 10-5, 2-2

#	Player		Total		3-Ptr		Rebounds					PF	TP	A	TO	Blk	Stl	Min	
			FG	FGA	FG	FGA	FT	FTA	Off	Def	Total								
01	Norris, Riley	f	9-16	8-11	1-2	4	3	7	3	27	1	1	0	1	31				
03	Kessens, Michael	f	3-7	0-0	0-0	3	3	0	3	6	1	1	0	1	23				
10	Taylor, Jimmie	f	2-3	0-0	1-4	0	3	3	3	5	1	0	1	0	20				
04	Edwards, Arthur	g	1-5	1-4	0-0	0	5	5	3	3	4	3	0	0	24				
32	Obasohan, Retin	g	1-5	0-2	2-4	1	5	6	1	4	2	3	1	3	31				
11	Schaffer, Lawson	g	1-1	1-1	0-2	0	0	0	0	3	0	1	0	3					
05	Coleman, Justin	g	4-8	1-5	5-5	0	5	5	1	14	6	3	0	1	24				
11	Hale, Shannon	g	2-4	2-4	2-2	1	0	1	1	8	0	1	0	1	24				
23	Austin, Brandon	g	0-1	0-1	0-0	0	0	0	0	0	1	0	0	7					
24	Clark, Christian	g	0-0	0-0	0-0	0	0	0	0	0	0	0	0	2					
35	Hall, Donta	g	1-1	0-0	1-2	1	2	3	5	3	0	2	1	1	11				
Team			3	2	5					2									
Totals			24-51	13-28	12-21	13	25	38	20	73	16	17	3	8	200				
FG % 1st Half: 13-27 48.1% 2nd half: 11-24 45.8% Game: 24-51 47.1%																			
3FG % 1st Half: 7-15 46.7% 2nd half: 6-13 46.2% Game: 13-28 46.2%																			
FT % 1st Half: 5-6 83.3% 2nd half: 6-10 60.0% Game: 12-14 85.7%																			
Rebounds																			

GAME 18 - CAROLINA 77, OLE MISS 74 (OT)
JAN. 19, 2016/OXFORD, MISS.

OXFORD, MISS. - The No. 24/18 South Carolina Gamecocks would lead for just two minutes total in regulation Tuesday night at Ole Miss, but still managed to force overtime and won a critical SEC road game, 77-74. Despite facing a double-figure deficit for most of the second half, the Gamecocks rallied late to force the extra period and leaned on their seniors to finish off the comeback.

Laimonas Chatkevicius posted a double-double with 17 points and 10 rebounds, and Michael Carrera scored five of his team-high 19 points in overtime to lead the Gamecocks. With the win, the team moves to 17-1 for the season and 4-1 in the SEC. Ole Miss is now 12-6, 2-4 in conference play.

It would take a stretch for the offense to find its foot at the start of the game, as it started just 1-of-9 from the field. After that, though, the Gamecocks converted 5-of-6 to take a 13-12 lead with 12 to play. Neither team could find space on the scoreboard early, but six quick points off back-to-back possessions gave Ole Miss a two-possession cushion it used to carry the lead for the final eight minutes of action.

The Rebels spaced out the Carolina defense, who were paying careful attention to Stefan Moody -- the SEC's leading scorer -- and kept the defense running. Carolina would get within four, 25-21, with five minutes to play, but Ole Miss' sixth and seventh 3s of the period pushed the lead to 39-29 by halftime.

Forward Anthony Perez would lead all scorers with 12 points on 4-of-4 shooting from 3 to power the Rebels, who shot 43 percent as a team. The Gamecocks were powered by Mindaugas Kacinas and his eight points and five rebounds, but made just one 3 in the opening half.

South Carolina ran out of the locker room with a hot start to the first half, whitening the deficit all the way down to three at 44-41 just four minutes in. Ole Miss called a timeout to regroup, and ran back ahead thanks to the efforts of Marcanvis Hymon. He would score seven of the team's next ten points, and the home side pushed back ahead to 54-43 just four minutes after Carolina's big run.

The Gamecocks were unable to string together scores and stops for most of the final 20 minutes, but were able to catch their breath when Moody suffered an apparent hamstring injury and had to leave the game with five minutes left to play. Without their senior leader, the Rebels went without a point for the final four minutes of regulation.

Seeing daylight, Carolina ran off an 11-0 run in that same stretch, and would find themselves tied at 66 with just a 45 seconds to play. Moody would re-enter the game and found Perez in the corner for a 3, but he would miss his first attempt of the day and Carolina had the final possession of the period. Duane Notice drove the lane with six seconds to play for a contested layup, but his attempt rolled off the right side the game would go to overtime.

Off the tip in overtime, the Gamecocks would be assertive and earned the early 70-68 lead behind a 3-pointer from Duane Notice. The lead would grow to four after a pair of free throws from Jamall Gregory, but the Rebs went for four straight to tie the game at 72 with just 53 seconds remaining.

As Gamecock fans have come to expect after four years, it would be an effort play from Michael Carrera that ultimately put a pin on the comeback. He connected on a tough three-point play on the team's very next possession, collecting a jumbled pass in the key, drawing contact on a fade-away jumper and making the shot. The senior then kept up to collect a blocked 3-pointer on the Ole Miss end and made the next two free throws to make it a two-possession game with 10 seconds left and ice the improbable win.

GAME 18



Official Basketball Box Score - Game Totals - Final Statistics
South Carolina vs Ole Miss
1/19/16 6 PM at Oxford, Miss./The Pavilion at Ole Miss

South Carolina 77 • 17-1, 4-1 SEC

#	Player	Total		3-Ptr		Rebounds		PF	TP	A	T	Blk	Stl	Min
		FG	FGA	FG	FGA	FT	FTA							
14	CHATKEVICIUS, L.	5	9	0	0	7	7	5	10	3	17	0	0	1 35
24	CARRERA, Michael	6	8	0	0	7	8	3	6	9	2	2	0	0 30
25	KACINAS, Mindaugas	5	6	0	0	0	2	5	7	0	10	0	1	0 29
00	THORNWELL, Sindarius	1	15	0	3	3	8	0	2	2	3	5	6	3 0 1 41
15	DOZIER, PJ	2	7	0	3	2	6	1	3	4	2	6	3	4 1 0 19
01	STROMAN, Marcus	0	1	0	0	0	1	1	4	0	2	1	0	2 15
04	GREGORY, Jamall	1	1	0	0	2	2	5	5	4	2	0	0	0 18
10	NOTICE, Duane	5	13	4	8	0	0	0	0	2	14	1	2	0 27
20	MCKIE, Justin	0	1	0	0	0	0	0	0	0	0	0	2	0 4
30	SILVA, Chris	1	1	0	0	0	0	1	1	4	2	0	0	0 7
Team		7		3		10								
Totals		26	62	4	14	21	31	18	31	49	24	77	16	15 3 4 225

FG % 1st Half: 12-31 38.7% 2nd half: 12-27 44.4% OT: 2-4 50.0% Game: 26-62 41.9% Deadball
3FG % 1st Half: 1-7 14.3% 2nd half: 2-5 40.0% OT: 1-2 50.0% Game: 4-14 28.6% Rebounds
FT % 1st Half: 4-7 57.1% 2nd half: 11-17 64.7% OT: 6-7 85.7% Game: 21-31 67.7% 3.1

Ole Miss 74 • 12-6, 2-4 SEC

#	Player	Total		3-Ptr		Rebounds		PF	TP	A	T	Blk	Stl	Min
		FG	FGA	FG	FGA	FT	FTA							
05	Hymon, Marcanvis	3	9	0	4	1	1	3	6	9	4	10	0	2 3 1 42
12	Gielo, Tomasz	3	12	2	9	1	1	1	2	3	5	9	2	0 1 0 26
13	Perez, Anthony	5	8	4	5	2	2	3	5	16	0	3	0	3 37
0	Brooks, Rasheed	0	10	0	8	2	4	1	4	5	2	4	1	0 4 38
42	Moody, Stefan	8	13	4	9	4	4	4	3	24	5	2	0	0 39
02	Escobar, J.T.	0	0	0	0	0	0	1	1	0	0	0	0	0 4
03	Davis, Terence	2	5	0	2	3	5	1	2	3	7	2	1	0 25
20	Fitzpatrick-Dorsey, D	3	4	0	0	0	0	0	0	0	6	3	1	0 12
25	Brutus, Terry	0	0	0	0	0	0	1	2	0	0	0	0	0 6
Team		3		4		7								
Totals		24	61	10	33	16	27	12	25	37	25	74	16	10 4 10 225

FG % 1st Half: 13-30 43.3% 2nd half: 8-23 34.8% OT: 3-8 37.5% Game: 24-61 39.3% Deadball
3FG % 1st Half: 7-18 38.9% 2nd half: 3-12 25.0% OT: 0-3 0.0% Game: 10-32 30.3% Rebounds
FT % 1st Half: 6-7 85.7% 2nd half: 8-18 44.4% OT: 2-2 100.0% Game: 16-27 59.3% 4

Officials: Pat Adams, Karl Hess, Joe DeRosa
Technical fouls: South Carolina-None. Ole Miss-None.
Attendance: 7427

Score by periods	1st	2nd	OT	Total
South Carolina	29	37	11	77
Ole Miss	39	27	8	74

Last FG - SC OT-00:31, OM OT-00:05.
Largest lead - SC by 5 OT-00:10, OM by 11 1st-01:21.
SC led for 06:09. OM led for 36:07. Game was tied for 02:44.

Score tied - 3 times.
Lead changed - 9 times.

GAME 19 - TENNESSEE 78, CAROLINA 69
JAN. 23, 2016/KNOXVILLE, TENN.

KNOXVILLE, Tenn. - A career day from Tennessee's Kevin Punter would be too much to overcome for the No. 24/18 South Carolina Gamecocks, who fell to the Vols 78-69 Saturday afternoon. Michael Carrera scored a season-high 22 points but was countered by Punter's career-high 36, 27 that came in the second half alone. Carolina falls back to 17-2 overall and 4-2 in the SEC, Tennessee is 10-9, 3-4 in conference play.

Chris Silva paced the team early on, scoring six of the team's first 10 points and pulling down four of its first eight rebounds. Both teams needed time early to adjust to the physicality of the game, and two would combine for just eight field goals in the first eight minutes of action. Tennessee took advantage of 12-straight missed field goals for the Gamecocks and built its widest margin of the half with a 19-11 with seven minutes remaining in the period.

Despite the lack of scoring from the Gamecocks, Tennessee would not be able to take full advantage. It would only outscore Carolina 9-1 in the eight minutes between field goals, and would only take itself out to the eight-point lead before PJ Dozier broke the spell with a layup at the 6:27 mark. The basket would open things up for the team, as it led to a 7-0 run that got the Gamecocks back in the mix in the final five minutes of action.

The Vols tried to pull away one last time before the break, but three more points from Silva and a 3-pointer by Michael Carrera made it a 29-28 UT lead at halftime. Silva would finish with nine points and five rebounds in the half, but ten turnovers and a 33 percent success rate from the floor kept the Gamecocks from taking the lead at any point in the first 20 minutes.

A pair of 3s from the Volunteers opened the second half and forced an early South Carolina timeout. The Gamecocks rallied back behind three-point plays inside from Laimonas Chatkevicius and Carrera, but Tennessee hit its third and fourth 3s of the first four minutes to carry a 43-36 lead into the first media timeout. In total, the home side converted its first seven attempts from 3 in the second half to push the lead into double digits with nine minutes to play (58-47).

Kevin Punter, the conference's second-leading scorer, paced Tennessee in the second half. He accounted for 14 of the team's first 29 points, all coming in just 10 minutes of playing time for the senior. After back-to-back baskets from Carolina cut the UT down to 58-53, the Vols took advantage of mental mistakes and scored nine straight points in just over two minutes to push the lead back into double digits with five minutes to go.

South Carolina rallied back within six, 68-62, with 2:24 still remaining, but Punter would convert ten straight free throws over the next two minutes to put any shot at back-to-back comebacks to rest for Carolina.

GAME 19



Official Basketball Box Score - Game Totals - Final Statistics
South Carolina vs Tennessee
01/23/16 12:01 p.m. at Knoxville, Tenn. (Thompson-Boling Arena)

South Carolina 69 • 17-2, 4-2 SEC

#	Player	Total		3-Ptr		Rebounds		PF	TP	A	T	Blk	Stl	Min
		FG	FGA	FG	FGA	FT	FTA							
14	CHATKEVICIUS, L.	2	6	0	4	4	5	3	1	4	3	8	1	2 1 1 24
24	CARRERA, Michael	8	14	2	6	8	2	22	0	2	0	0	0	28
25	KACINAS, Mindaugas	1	5	0	1	0	0	1	3	4	3	2	0	0 1 28
00	THORNWELL, Sindarius	1	8	0	3	0	2	0	0	1	2	4	5	0 0 31
15	DOZIER, PJ	2	5	0	1	2	2	0	2	4	6	1	3	0 1 17
01	STROMAN, Marcus	0	1	0	0	0	1	0	1	1	0	0	0	0 12
04	GREGORY, Jamall	1	1	0	0	0	1	1	3	2	0	0	0	1 7
10	NOTICE, Duane	5	8	2	4	2	4	1	3	3	14	5	0	0 27
20	MCKIE, Justin	1	3	0	0	0	0	2	0	2	1	2	0	0 0 3
30	COBB, Eric	0	1	0	0	0	1	1	2	0	0	0	0	0 2
30	SILVA, Chris	4	8	0	0	3	6	3	2	5	3	11	0	1 3 21
Team		1		0		1								
Totals		25	60	4	14	15	23	16	18	34	24	69	11	17 2 7 200

FG % 1st Half: 8-24 33.3% 2nd half: 17-36 47.2% Game: 25-60 41.7% Deadball
3FG % 1st Half: 2-7 28.6% 2nd half: 2-7 28.6% Game: 4-14 28.6% Rebounds
FT % 1st Half: 10-16 62.5% 2nd half: 5-7 71.4% Game: 15-23 65.2% 4

Tennessee 78 • 10-9, 3-4 SEC

#	Player	Total		3-Ptr		Rebounds		PF	TP	A	T	Blk	Stl	Min
		FG	FGA	FG	FGA	FT	FTA							
4	Moore, Armani	1	4	0	0	2	2	1	5	6	4	4	5	1 31
05	Schofield, Admiral	1	2	3	1	2	2	1	3	3	7	1	2	0 0 22
0	Punter, Kevin	8	16	6	11	14	15	0	1	3	36	1	3	0 4 35
03	Huhbs III, Robert	0	2	0	1	8	8	4	4	8	1	12	0	2 0 1 28
34	Baulkman, Devan	0	2	6	1	3	0	0	1	2	3	0	5	4 2 0 1 29
02	Konongo, Ray	0	0	0	0	0	0	2	2	0	0	0	0	0 4
11	Alexander, Kyle	1	1	0	0	0	1	3	3	6	2	2	1	0 8
13	Mostella, Derrick	3	7	2	5	2	2	0	2	2	10	1	1	0 0 26
22	Russay, Derek	0	1	0	0	0	1	2	3	5	0	0	0	1 16
25	Phillips, Shembari	0	0	0	0	2	2	0	0	0	0	2	0	0 1
Team		0		0		0								
Totals		19	46	10	21	30	32	11	23	34	21	78	11	18 3 12 200

FG % 1st Half: 7-22 31.8% 2nd half: 12-24 50.0% Game: 19-46 41.3% Deadball
3FG % 1st Half: 1-9 11.1% 2nd half: 9-12 75.0% Game: 10-21 47.6% Rebounds
FT % 1st Half: 14-16 87.5% 2nd half: 16-16 100.0% Game: 30-32 93.8% 0

Officials: Lee Carroll, Jacyn Gibbs, Doug Simmons
Technical fouls: South Carolina-None. Tennessee-Schofield, Admiral.
Attendance: 12768

Score by periods	1st	2nd	Total
South Carolina	28	41	69
Tennessee	29	49	78

Last FG - SC 2nd-00:15, UT 2nd-03:42.
Largest lead - SC by 1 1st-16:28, UT by 12 2nd-03:19.
SC led for 03:06. UT led for 32:57. Game was tied for 06:16.

Score tied - 6 times.
Lead changed - 2 times.

GAME 20 - CAROLINA 84, MISS. STATE 74
JAN. 26, 2016/COLONIAL LIFE ARENA

COLUMBIA, S.C. - Senior Michael Carrera put on a sublime performance Tuesday night, scoring a career-high 34 points to go with 15 rebounds as the Gamecocks held off Mississippi State, 84-74. His 20 second-half points helped to stave off a pair of comeback attempts by the Bulldogs (8-11, 1-6 SEC) and pushed the Gamecocks up to 18-2 (5-2 SEC), the program's best 20-game start to a season since 2003-04 and the most total wins in a season since 2008-09.

With his eye-popping stat line, Carrera became the first Gamecock to reach at least 30 points with 15 rebounds in a game since the team joined the SEC in 1992.

The two offenses struggled from the field over the first five minutes, combining to hit just three of its first 18 attempts from the floor. A four-minute span without a point from the Bulldogs helped South Carolina erase a 5-1 deficit and take a 7-5 lead at the first media timeout. The lead would grow to 20-9 after Mississippi State turned the ball over six times and scored just two points from the 13:50 until the 8:11 mark.

A quick 7-0 answer from the visitors would bring a timeout from Carolina's bench just over a minute later, with the lead cut to 20-16. The Bulldogs appeared poised to grab all the momentum after a big 3-pointer and three-point play off a highlight-reel dunk from Quindary Weatherspoon cut Carolina's lead to just 25-22. The Gamecocks would play answer back with the exact same combo, getting a 3 from Duane Notice followed immediately by a three-point play from PJ Dozier to cool off MSU.

The Gamecocks would hold on to a comfortable two-possession lead for the final four minutes of play. Carrera sent the 12,764 fans in attendance into the halftime break happy after a buzzer-beating jumper to stake the team to a 43-34 lead at intermission. Carolina's thorough domination of the boards played a key factor in the half, as its 26-12 advantage in rebounds led to just five second-chance points and 10 points in the paint for Mississippi State.

Out of the break, the Bulldogs were forced into an early timeout after a 5-1 start for Carolina, highlighted by a wide-open 3 from Carrera. Fouls bogged both teams early in the period - both sides were in the bonus with more than 12 minutes to play and Notice, Dozier and Chris Silva were each saddled with four fouls before ten minutes had passed in the period.

Mississippi State was able to work itself back into contention thanks to hot shooting from 3-point range, and used a 12-2 run in less than four minutes to bring the deficit to two, 55-53, with ten minutes to go. Carrera would be a one-man momentum killer, converting an unbelievable three-possession span that kept the encroaching Bulldogs at bay. He blocked a shot on one end, hit a contested 3 in transition on the other, added a layup on the next possession and capped the run off with a three-point play on the possession after that.

The senior's efforts pushed Carolina's lead back to 65-57, but MSU's Malik Newman was ready to counter on the other end. The freshman hit 4-of-6 3s in the second half alone and kept the Bulldogs snapping at Carolina's heels. As a team, the visitors made 8-of-15 3s in the second half but just 4-of-20 two-point field goals, a fact that hurt them down the stretch when the 3s stopped falling.

GAME 21 - CAROLINA 78, ALABAMA 64 JAN. 30, 2016/COLONIAL LIFE ARENA

COLUMBIA, S.C. - The RV/22 South Carolina men's basketball team earned a hard-fought win over Alabama (11-9, 2-6 SEC) Saturday night, winning 78-64. Michael Carrera's second-straight game with a double-double led the way, with Sindarius Thornwell and Chris Silva joining him in double figures. Now at 19-2, 6-2 in conference play, the Gamecocks have their highest win total for a season in seven years.

The upswell of emotion from the sold-out Colonial Life Arena personified the Gamecocks' energy from the opening tip. The Garnet and Black were flying around on both ends of the court, and built a 12-5 lead early behind a 5-of-7 start from the field in the first three minutes. A pair of Alabama turnovers fed into the opening salvo, the first led to a 3 in the corner from Mindaugas Kacinas and the second would be a picked-off inbound pass from Kacinas that scored a layup and a foul.

The Tide were able to slow down the pace and erased the early advantage. The Gamecocks were finding looks from the field, but made just one field goal in an eight-minute stretch and missed six free throws in that same span. Alabama would tie things up at 15-all with 13 minutes still to play, and after a grinding five-minute stretch after that it would takes first lead at 20-19.

The visitor's lead would last just 19 seconds thanks to an immediate answer from Michael Carrera. A 3 from the senior sparked an 11-2 Gamecocks run that put them back ahead 30-22 heading into the final four minutes of the period. A 3 off a bank shot from Sindarius Thornwell with 37 seconds left to play gave Carolina its largest lead of the night, 35-26, heading into the break. Thornwell would lead all scorers in the half with 10 points, and his five rebounds also led the way. Carolina's defense held Alabama to just 7-of-28 from the floor in the half, including four different stretches where the Tide missed at least four straight shots.

A basket from Chris Silva to start the half gave Carolina its first double-digit lead of the game, but Alabama would soon bring it back to a five with 14:24 to play. A 14-5 run after that, keyed by a Duane Notice 3, would put the early comeback attempt on the back burner and staked Carolina to a 59-45 lead just four minutes later.

In a game that was physical from the tip, both offenses had slow nights, but foul troubles for Alabama would grind down its depth and give the Gamecocks 46 shots at the line (27 in the second half). It would also force the Tide defense to commit to a zone lock, which would be punished over a key stretch by Carolina. Laimonas Chatkevicius and Mindaugas Kacinas worked the high-low post game for baskets on three-straight possessions, and a 3 from Carrera would force the visitors to move back to man-to-man.

Retin Obasohan did everything he could to keep his side in contention, scoring ten straight points for the Tide in a three minute span. It would not be enough, as the rest of his team shot just 32 percent (9-of-28) in the second half. He picked up his fifth foul off a technical with a minute to go, becoming the fourth "Bama player to be disqualified, and the Gamecocks salted the game away at the foul line.

GAME 21



Official Basketball Box Score - Game Totals - Final Statistics
Alabama vs South Carolina
130/16 6 p.m. ET at Columbia, S.C. (Colonial Life Arena)

Alabama 64 • 11-9, 2-6 SEC

#	Player	Total		3-Ptr		Rebounds		PF	TP	A	TO	Blk	Stl	Min
		FG	FGA	FG	FGA	FT	FTA							
10	Taylor, Jimmie	f	0-1	0-0	0-0	1	3	4	5	0	0	0	1	0
11	Hale, Shannon	f	5-17	2-9	4-4	0	2	2	3	16	1	1	0	14
01	Norris, Riley	g	4-12	3-7	0-0	1	5	6	2	11	1	3	0	37
04	Edwards, Arthur	g	2-8	0-4	3-4	2	3	5	4	7	1	3	0	1
32	Obasohan, Retin	g	6-10	1-2	10-13	2	4	6	5	23	4	4	1	3
02	Schaffer, Lawson	g	0-0	0-0	0-0	0	0	0	0	0	0	0	0	1
03	Kessens, Michael	g	1-4	0-0	1-2	2	4	6	5	3	0	0	2	1
05	Coleman, Justin	g	0-5	0-2	0-0	0	1	1	0	0	4	1	0	20
03	Austin, Brandon	g	0-0	0-0	0-0	0	1	1	1	0	0	2	1	0
24	Clark, Christian	g	0-0	0-0	0-0	0	0	0	0	0	0	0	1	0
5	Hall, Donta	g	2-3	0-0	0-2	2	4	6	5	4	1	0	1	12
Team						4	4	4						
Totals			20-60		6-24		18-25		14	27	41	30	64	12 16 7 5 200

FG % 1st Half: 7-28 25.0% 2nd Half: 13-32 40.6% Game: 20-60 33.3%
3FG % 1st Half: 3-13 23.1% 2nd Half: 3-11 27.3% Game: 6-24 25.0%
FT % 1st Half: 9-12 75.0% 2nd Half: 9-13 69.2% Game: 18-25 72.0%

South Carolina 78 • 19-2, 6-2 SEC

#	Player		Total		3-Ptr		Rebounds					PF	TP	A	TO	Blk	Stl	Min
			FG	FGA	FG	FGA	FT	FTA	Off	Def	Total							
24	CARRERA, Michael	f	3-12	2-5	12-14	5	6	11	3	20	3	3	1	21	31			
25	KACINAS, Mindaugas	f	3-9	1-5	1-3	1	5	6	1	8	3	0	0	1	33			
30	SILVA, Chris	f	4-4	0-0	4-6	3	3	6	4	12	1	1	3	1	21			
00	THORNWELL, Sindarius	g	4-9	2-3	4-4	4	3	7	3	14	0	4	1	0	37			
15	DOZIER, PJ	g	3-9	0-2	1-3	2	3	5	4	7	2	1	0	1	17			
01	STROMAN, Marcus	g	0-4	0-0	1-2	1	5	6	1	1	0	0	1	0	18			
02	DOBY, Raymond	g	0-2	0-0	0-0	0	0	0	1	0	0	0	0	1	3			
20	NOTICE, Duane	g	2-6	1-3	2-6	1	2	3	1	7	0	0	0	1	28			
14	CHATKEVICIUS, L.	g	3-5	0-1	2-4	2	2	4	0	8	1	0	0	0	11			
23	COBB, Eric	g	0-0	0-0	1-4	1	0	1	1	1	0	0	0	0	1			
	Team					0	1	1										
Totals			22-60	6-19	28-46	20	30	50	19	78	10	11	5	9	200			

FG % 1st Half: 11-29 37.9% 2nd Half: 11-31 35.5% Game: 22-60 36.7%
3FG % 1st Half: 4-10 40.0% 2nd Half: 2-9 22.2% Game: 6-19 31.6%
FT % 1st Half: 9-19 47.4% 2nd Half: 19-27 70.4% Game: 28-46 60.9%

Officials: Terry Moore, Garrick Shannon, Vladimir Voyard-Tadal
Technical fouls: Alabama-Obasohan, Retin. South Carolina-None.
Attendance: 18000

Score by periods	1st	2nd	Total
Alabama	26	38	64
South Carolina	35	43	78

Last FG - UA 2nd-01:25, SC 2nd-01:41.
Largest lead - UA by 1 1st-08:32, SC by 15 2nd-09:36.
UA led for 00:19. SC led for 37:41. Game was tied for 02:00.

Score tied - 2 times.
Lead changed - 2 times.

GAME 22 - GEORGIA 69, CAROLINA 56 FEB. 2, 2016/ATHENS, GA.

ATHENS, Ga. - The No. 25/23 South Carolina men's basketball team was unable to overcome first-half offensive woes and lost at Georgia Tuesday night, 69-56. The Bulldogs (12-7, 5-4 SEC) held off numerous second-half rallies from the Gamecocks (19-3, 6-3) and had four players reach double figures in scoring. Sindarius Thornwell and Michael Carrera finished with double-doubles for Carolina.

It was a slow start to the night for the visiting Gamecocks on the offensive end. The team started 0-of-5 from the field and sat at just 3-of-20 through the first 16 minutes of action. Thankfully for Carolina, the Bulldogs would not take full advantage and led just 23-16 when the Gamecocks broke a five-minute field goal drought with three straight makes to take it into the final three minutes of the half. A pair of baskets from Georgia's Yante Maten pushed the lead up to double digits heading into halftime, 33-23.

The Gamecocks shot just 6-of-28 (21.4 percent) in the first half. Sindarius Thornwell led the team with nine points and five rebounds, Michael Carrera pitched in eight points, four rebounds and three blocks. Georgia had a pair of scorers reach double figures in the period, with Maten and Kenny Gaines sharing the half's scoring lead at 10 points apiece.

Georgia's lead grew to 13 after a 3-pointer from J.J. Frazier opened the second half, but the Gamecocks weathered the storm and cut it back to a two-possession game thanks to an 8-0 run. In the span of just three possessions, Duane Notice and Thornwell hit 3s and Carrera added a jumper to cut it to 39-34 with 15:55 still to go in the game.

While the Gamecocks were able to pare down the big lead, it would be unable to string together enough shots to get over the hump. The team came all the way back to two, 50-48, with six minutes left, but Georgia responded with two quick baskets. Three minutes later, Frazier hit a 3-pointer to extend the lead back up to seven. He would provide the dagger in the waning minutes, taking a pass off an offensive rebound and hitting another 3 to push the Bulldog lead to 62-53, its largest margin since 17:11 in the period.

After starting the second half hitting 9-of-16 field goals, the Gamecock offense cooled down at an inopportune time. The team made just one field goal in the final four minutes of the game, allowing Georgia to push back into a double-digit lead before the final horn.

GAME 22



Official Basketball Box Score - Game Totals - Final Statistics
S. Carolina vs Georgia
02/02/16 7:00 PM ET at Stegeman Coliseum - Athens, Ga.

S. Carolina 56 • 19-3, 6-3

#	Player	Total		3-Ptr		Rebounds		PF	TP	A	TO	Blk	Stl	Min
		FG	FGA	FG	FGA	FT	FTA							
24	CARRERA, Michael	f	4-12	2-5	1-3	2	8	10	5	11	0	4	3	37
25	KACINAS, Mindaugas	f	2-7	0-1	3-6	5	1	6	2	7	1	3	0	22
30	SILVA, Chris	f	1-2	0-0	1-1	1	2	3	5	3	0	2	2	8
00	THORNWELL, Sindarius	g	5-15	2-8	6-6	3	8	11	1	18	1	2	1	37
15	DOZIER, PJ	g	2-8	0-1	0-1	0	1	1	4	4	3	2	0	1
01	STROMAN, Marcus	g	0-1	0-0	0-0	0	1	1	0	0	0	0	0	6
02	DOBY, Raymond	g	0-0	0-0	0-0	0	0	0	1	0	0	0	0	1
04	GREGORY, Jamall	g	0-0	0-0	0-0	0	1	1	0	0	0	0	1	3
20	NOTICE, Duane	g	2-8	2-6	0-0	0	1	1	2	6	3	1	0	30
14	CHATKEVICIUS, L.	g	2-4	1-1	2-2	0	1	1	3	7	1	1	0	22
20	MCKIE, Justin	g	0-0	0-0	0-0	1	0	1	0	0	0	0	0	2
23	COBB, Eric	g	0-0	0-0	0-0	0	0	0	0	0	0	0	0	3
Team						1	1	2						
Totals			18-57		7-22		13-19		13	25	38	23	56	9 14 9 3 200

FG % 1st Half: 6-28 21.4% 2nd Half: 12-29 41.4% Game: 18-57 31.6%
3FG % 1st Half: 3-11 27.3% 2nd Half: 4-11 36.4% Game: 7-22 31.8%
FT % 1st Half: 8-11 72.7% 2nd Half: 5-8 62.5% Game: 13-19 68.4%

Georgia 69 • 12-8, 5-4

#	Player	Total		3-Ptr		Rebounds		PF	TP	A	TO	Blk	Stl	Min
		FG	FGA	FG	FGA	FT	FTA							
01	MATEN, Yante	f	8-15	0-0	2-3	1	7	8	1	18	0	2	4	37
25	GENO, Kenny Paul	f	1-3	0-2	0-0	1	1	2	3	2	0	0	0	1
04	MANN, Charles	g	2-5	1-3	6-8	1	3	4	3	11	3	3	0	1
12	GAINES, Kenny	g	6-15	3-8	2-4	1	6	7	2	17	3	2	1	35
30	FRAZIER, J.J.	g	3-11	3-8	4-6	1	5	6	4	13	5	2	0	4
02	JACKSON II, William	g	0-2	0-1	0-0	0	1	0	1	1	0	0	0	8
13	WILLRIDGE, F'Torrian	g	1-1	1-1	2-2	0	1	1	0	5	0	1	0	12
24	KESLER, Houston	g	0-0	0-0	0-0	0	1	1	1	0	0	0	0	1
23	OWARD, Mike	g	0-1	0-0	1-2	1	2	3	2	1	0	0	0	16
34	OGBEIDE, Derek	g	1-4	0-0	0-0	3	4	7	2	2	0	0	0	13
Team						3	3							
Totals			22-57		8-23		17-25		13	30	43	19	69	11 13 9 9 200

FG % 1st Half: 12-29 41.4% 2nd Half: 10-28 35.7% Game: 22-57 38.6%
3FG % 1st Half: 3-11 27.3% 2nd Half: 4-11 36.4% Game: 8-23 34.8%
FT % 1st Half: 8-11 72.7% 2nd Half: 12-17 70.6% Game: 17-25 68.0%

Officials: Antinio Petty, Joe DeRosa, Jamie Luckie
Technical fouls: S. Carolina-CARRERA, Michael. Georgia-None.
Attendance: 6427

Score by periods	1st	2nd	Total
S. Carolina	23	33	56
Georgia	33	36	69

Last FG - SC 2nd-00:39, UGA 2nd-01:52.
Largest lead - SC by 3 1st-13:21, UGA by 13 2nd-19:25.
SC led for 02:45. UGA led for 36:46. Game was tied for 02:09.

Score tied - 0 times.
Lead changed - 2 times.

GAME 18 - CAROLINA 81, TEXAS A&M 78 FEB. 6, 2016/COLLEGE STATION, TEXAS

COLLEGE STATION, Texas - The No. 25/23 South Carolina men's basketball team earned its signature win of an already sterling season Saturday afternoon, upsetting No.8 Texas A&M on its home court, 81-78. The win gives Carolina (20-3, 7-3 SEC) its first 20-win season since 2008-09 and its first win ever in College Station. Sindarius Thornwell flirted with a triple-double in the victory, scoring a season-high 25 points with nine assists and six rebounds.

It was South Carolina's first road win against a ranked opponent since 2010, and the first over a top 10 team since 2006.

Texas A&M (18-5, 7-3) opened the game with a haymaker, taking an 8-0 lead and forcing a timeout before two minutes had come off the clock. The Gamecocks were able to not just survive the open to the game, but would flip the script in short order and took their first lead at 12-11 less than four minutes later. That early comeback expanded out over a 17-5 run from 15:25 until nine minutes remained, and it would be Carolina that forced a timeout after a Sindarius Thornwell 3-pointer made it 24-16. The Aggies went 2-of-7 from the field and committed four turnovers during that time period, including three turnovers in a span of just over a minute.

After tightening up its ball control, Texas A&M fought back in the closing six minutes. A 3 from Alex Caruso gave the home team a brief 27-25 lead before Michael Carrera answered him with a 3 on the other end. All told, the two sides traded the lead back and forth seven times in the last four minutes of the half, but it would be Aggies who would hold the 41-40 advantage when the final horn sounded.

The Gamecocks made five of their final six attempts from the field, and were led in scoring by Thornwell's 14 points. The final stretch was a microcosm for just how locked in both offenses were in the final section of the period. The Aggies shot 52 percent overall and 57 percent from 3 (8-of-14). Carolina was an even 50 percent from the field and made an eye-popping 7-of-10 3s.

Texas A&M took a 55-50 lead six minutes into the second half, but the Gamecocks leaned on their experience from early in the game and would not shy away. After Carolina tied things up at 57, the Aggies again pushed ahead by two possessions but were reeled in again. This time, though, it would be the Gamecocks who seized control of the game.

Back-to-back scores from Mindaugas Kacinas put the visitors ahead 68-65, and a 11-0 run out of a 70-68 A&M lead gave the Gamecocks their largest lead of the night with just 2:24 left on the clock. Thornwell scored the final four points of that run, but it would not decide the game just yet.

The Aggies methodically chipped away at the lead with an 8-1 run that spanned just over two minutes. Alex Caruso's three-point play with 20 seconds remaining in regulation sent the fans at Reed Arena into a frenzy. Nursing just a 80-78 lead and needing to inbound the ball off Caruso's free throw, the Gamecocks got the ball in and Carrera would make one of two free throws on the other end. P.J. Dozier pulled down a missed 3 in Texas A&M's attempt to tie the game up one more time, but Carolina threw the ball away with just four seconds on the clock. The Aggies would not be able to take advantage, turning the ball over in their final possession.

GAME 23



Official Basketball Box Score - Game Totals - Final Statistics
South Carolina vs Texas A&M
02/06/16 3:00 PM at Reed Arena (College Station, TX)

South Carolina 81 • 20-3, 7-3 SEC

#	Player	Total		3-Ptr		Rebounds		PF	TP
---	--------	-------	--	-------	--	----------	--	----	----

GAME 24 - CAROLINA 94, LSU 83
FEB. 10, 2016/COLONIAL LIFE ARENA

COLUMBIA, S.C. - The 20th-ranked South Carolina men's basketball team finds itself in a tie for first place in the SEC after picking up a big home win Wednesday night over LSU, 94-83. Both offenses locked horns in the second half, but 14 second-half points from Michael Carrera and a game-high 24 points from Sindarius Thornwell made the difference as the team remained unbeaten on its home court.

The Gamecocks (21-3, 8-3 SEC) took a big hit early after Carrera picked up two fouls in the first 90 seconds of the game. With the senior forced to watch from the bench, Carolina relied on the trio of Thornwell, Duane Notice and Mindaugas Kacinas to carry them against the Tigers.

LSU (15-9, 8-3) held an early 5-4 lead after a 3 from Antonio Blakeney, but a key turnover sparked a 10-2 run that swung the half in favor of the home side. Holding on to an 8-7 lead with 16:04 to play, Mindaugas Kacinas hit a corner three to push it to a two-possession advantage. As the Tigers went to push the ball up the court off the in-bounds pass, Duane Notice snagged a steal and found the ball again after a few passes around the perimeter, hitting another 3 for the team's biggest lead of the half at 14-7.

Four straight missed field goals from the Gamecocks helped LSU claw back to 20-all just five minutes later. When it ran its offense, LSU seemingly could not miss in the opening 13 minutes of action. In that span, the Tigers made 5-of-8 3s and shot 9-of-15 overall to overcome six turnovers.

The Gamecocks were able to push back ahead by five, 34-29, after a jumper for Notice. That two-possession advantage would hold for the remainder of the period, as both teams felt the bite from fouls and lost key players. Including Carrera's early exit, eight of the game's 10 starters sat meaningful minutes and the offenses would bear the brunt of it. LSU would make just 2-of-12 shots in the final six minutes, Carolina 2-of-6.

Thornwell led the Gamecocks with 11 first-half points and the team shot 42 percent from the field. The Tigers made a nearly identical percentage from the field, but hit just 5-of-14 shots at the free throw line. They made up for that with six 3s, despite entering the night averaging just 6.2 per game as a team.

Ben Simmons tore out of the locker room and scored his team's first seven points out of the break, but the Gamecocks answered back with a group effort. Carrera hit a 3 to start Carolina's scoring for the half, and Notice knocked down a pair from deep to immediately answer baskets from LSU. Behind Simmons and a pair of 3s from Keith Hornsby, though, the Tigers brought the game even again at 58 with 11 minutes to go, and Carolina began to feel the lingering effects from the first-half fouls.

Just past the halfway point in the second half, Kacinas, Chris Silva and Laimonas Chatkevicius all sat with four fouls and Carrera and PJ Dozier were stuck with three. The fouls forced Carolina to dig deep into its bench, with Jamal Gregory, Raymond Doby and Eric Cobb pressed into service in a tight game.

Doby came through with a big stretch when the team needed him most, first by picking off a passing and lobbing it ahead to a streaking Dozier. He added a pair of free throws on the next possession, and converted a three-point play after that to help the Gamecocks hang on to a 72-66 lead with seven minutes to play.

His efforts came in a span of divine basketball from both sides. The Gamecocks hit six-straight shots over a span of three minutes, and the Tigers countered with four straight in the same span. Off those six Carolina field goals, three would be successful three-point plays. Both teams would take their best shot at the same time, and the Gamecocks weathered it to hold an 82-78 lead with two minutes to play.

Still holding the crucial two-shot lead (85-81) with a minute left in regulation, it would be up to the home side's press break and free throw shooting to close out the win. It would execute to near-perfection, forcing two turnovers in the final 35 seconds and making 9-of-10 free throws down the stretch to seal the key win.

GAME 24



Official Basketball Box Score - Game Totals - Final Statistics
LSU vs South Carolina
2/10/16 7 p.m. ET at Columbia, S.C. (Colonial Life Arena)

LSU 83 • 15-9, 8-3 SEC

#	Player		Total		3-Ptr		Rebounds							Min	
			FG	FGA	FG	FGA	FT	FTA	Off	Def	TP	PF	A		To
25	SIMMONS, Ben	f	8-12	0-0	4-4	2	4	6	4	20	6	2	2	1	32
32	VICTOR II, Craig	f	1-4	0-0	4-4	2	3	5	6	2	0	2	1	25	
02	BLAKENEY, Antonio	g	8-14	4-6	2-4	1	2	2	22	0	3	0	1	36	
04	HORNBSBY, Keith	g	5-11	3-7	1-2	1	4	5	14	3	1	0	0	37	
00	QUARTERMAN, Tim	g	2-7	0-5	3-4	2	4	6	5	7	3	3	0	31	
00	SAMPSON, Brandon	0	0-2	0-1	0-0	0	0	0	0	1	0	0	0	3	
03	ROBINSON III, Elbert	1	1-1	0-0	0-0	0	0	0	2	2	0	0	0	3	
05	GRAY, Josh	2	2-6	0-0	0-1	0	0	0	2	4	1	1	0	9	
15	PATTERSON, Jalyn	2	2-2	2-2	0-0	0	1	1	2	6	0	0	0	5	
20	BRIDGEWATER, Brian	0	0-2	0-0	2-4	2	0	2	1	2	0	1	0	8	
21	EPPS, Aaron	0	0-0	0-0	0-0	0	1	1	3	0	0	0	1	11	
Team						3	2	5							
Totals			29-61	9-21	16-28	13	20	33	30	83	16	12	5	4	200

FG % 1st Half: 12-28 42.9% 2nd half: 17-33 51.5% Game: 29-61 47.5%
3FG % 1st Half: 6-14 42.9% 2nd half: 3-7 42.9% Game: 9-21 42.9%
FT % 1st Half: 5-14 35.7% 2nd half: 11-14 78.6% Game: 16-28 57.1%

South Carolina 94 • 21-3, 8-3 SEC

#	Player	f	g	Total		3-Ptr		Rebounds		PF	TP	A	TO	Bk	Stl	Min
				FG	FGA	FG	FGA	FT	FTA							
24	CARRERA, Michael	r	6	9	1-2	3-4	2	4	6	3	16	0	0	1	2	20
25	KACINAS, Mindaugas	f	2	5	-1	1-1	1-2	2	4	6	5	6	2	1	0	27
30	SILVA, Chris	f	2	3	0-0	1-3	1	2	3	5	5	0	2	0	0	11
00	THORNWELL, Sindarius	g	6	15	-1	5	11-14	1	5	6	1	24	5	3	1	36
15	DOZIER, PJ	g	5	11	0-2	2-2	0	1	1	4	12	3	0	0	1	19
01	STROMAN, Marcus	0	0	0	-0	0-0	3-4	0	3	3	0	3	1	0	0	12
02	DOBY, Raymond	1	0	0	-0	0-0	3-3	0	0	0	1	5	1	1	0	7
04	GREGORY, Jamall	1	2	-0	0-0	0-0	1	1	2	1	2	3	1	0	1	18
10	NOTICE, Duane	5	10	-0	4-8	1-2	0	1	1	2	15	0	0	0	2	29
14	CHATKEVICIUS, L.	2	5	-0	0-1	2-2	1	3	4	6	1	1	1	0	0	1
23	COBB, Eric	0	0	0	-0	0-0	0	0	0	0	0	0	0	0	0	1
	Team						4	0	4							
Totals		30	62	7	19	27	36	12	24	36	26	16	9	3	8	200

FG % 1st Half: 13-31 41.9% 2nd half: 17-31 54.8% Game: 30-62 48.4%
3FG % 1st Half: 3-11 27.3% 2nd half: 4-8 50.0% Game: 7-19 36.8%
FT % 1st Half: 10-15 66.7% 2nd half: 17-21 81.0% Game: 27-36 75.0%

Officials: Pat Adams, Joe Lindsay, John Hampton
Technical fouls: LSU-None, South Carolina-None.
Attendance: 16009

Score by periods	1st	2nd	Total
LSU	35	48	83
South Carolina	39	55	94

Last FG - LSU 2nd-00:07, SC 2nd-00:04.
Largest lead - LSU by 21 at 10:26, SC by 11 2nd-00:13.
LSU led for 00:46, SC led for 36:19. Game was tied for 02:55.

GAME 25 - KENTUCKY 89, CAROLINA 62
FEB. 13, 2016/COLONIAL LIFE ARENA

COLUMBIA, S.C. - A sellout crowd made for an exciting atmosphere Saturday as the No. 20 South Carolina Gamecocks (21-4, 8-4 SEC) hosted No. 22/21 Kentucky (19-6, 9-3). The Wildcats built up a big lead late in the first half and rode it to an 89-62 win, snapping the Gamecocks' perfect record at home this season. Michael Carrera led the way for the home team with 25 points and 10 rebounds, but Carolina shot just 32 percent for the game.

The game had a peculiar start, after Kentucky head coach John Calipari was assessed two technical fouls after a South Carolina foul and was ejected. The Gamecocks made just one of the four free throws from the technical, but were able to take an early 8-7 lead after a deep 3 from Carrera. The Wildcats would respond with a 7-0 run over a 90-second span that led to a 16-10 advantage they would never relinquish.

Kentucky was thriving through its rebounding efforts early, seven of its first 10 rebounds came on the offensive end. For the half, the visitors were able to attempt eight extra shots. Carolina had an advantage at the free throw line, but weren't able to take advantage, making just 7-of-15 shots from the stripe in the first half.

South Carolina's offense was forced into settling for mid-range jump shots against Kentucky's size inside, the Wildcats on the other hand were able to space out the defense, slash inside and earn easier looks. Point guard Tyler Ulis exasperated the defense with a trio of shot-clock-beating jumpers and finished the half with 14 points and four assists on 5-of-8 shooting.

The Gamecocks hit field goals on back-to-back possessions just once in the final 14 minutes before halftime; Kentucky accomplished that three times in the final eight minutes to creep further and further ahead. The Wildcat lead expanded out to 18 points in the final minute, and the visitors carried a 42-27 lead into halftime. The Gamecocks shot just 35 percent in the half, and had their third-lowest first-half point total of the season.

Kentuck did not relent after the intermission, pushing the lead up to 24 three minutes in thanks to an 11-0 run. Carolina turnovers fueled the run, as did a 1-of-7 success rate from the field in the first six minutes of action. The lead would grow as large as 34, 77-43, with seven minutes to play, and the Gamecocks would get no closer than 22 after Kentucky's opening run in the second half.

Carrera led the team with 17 second-half points, almost half of the entire team's output (35). He would also lead the Gamecocks with 10 rebounds, good for his seventh double-double of the season. As a team, South Carolina made just 9-of-29 shots in the second half, Kentucky was an even 50 percent (15-30) with six 3s.

GAME 25



Official Basketball Box Score - Game Totals - Final Statistics
Kentucky vs South Carolina
2/13/16 12 p.m. ET at Columbia, S.C. (Colonial Life Arena)

Kentucky 89 • 19-6, 9-3 SEC

#	Player		Total		3-Ptr		Rebounds		PF	TP	A	TO	Bk	Stl	Min				
			FG	FGA	FG	FGA	FT	FTA								Off	Def		
00	Marcus Lee	f	5	9	0-0	1-1	6	7	13	2	11	0	2	2	0	36			
35	Derek Willis	f	3	4	3-4	0-0	0	2	2	4	9	0	0	1	1	18			
03	Tyler Ulis	g	7	14	4-8	9-11	0	0	0	1	27	12	1	0	2	38			
13	Isaiah Briscoe	g	4	8	0-1	2-3	1	4	5	10	3	5	0	1	31				
23	Jamal Murray	g	9	21	4-11	4-6	1	4	5	0	26	1	2	0	1	38			
01	Skal Labissiere		2	4	0-0	0	1	0	1	4	4	0	1	1	1	16			
04	Charles Matthews		1	3	0-0	0	2	3	5	1	2	1	0	0	0	12			
15	Isaac Humphries		0	0	0-0	0-0	0	1	1	4	0	0	0	0	0	7			
25	Dominique Hawkins		0	1	0-1	0-0	0	0	0	0	0	0	0	1	0	4			
Team							3	3	6	2									
Totals				31	64	11	25	16	21	14	24	38	21	89	17	12	5	6	200
FG % 1st Half: 16-34 47.1% 2nd half: 15-30 50.0% 4th Quarter: 6-14 48.4%																			
Deadball																			

FG % 1st Half: 16-34 47.1% 2nd half: 15-30 50.0% Game: 31-64 48.4%
3FG % 1st Half: 6-14 42.9% 2nd half: 6-14 42.9% Game: 11-25 44.0%
FT % 1st Half: 5-7 71.4% 2nd half: 11-14 78.6% Game: 16-21 76.2%

South Carolina 62 • 21-4, 8-4 SEC

#	Player		Total		3-Ptr		Rebounds		PF	TP	A	TO	Bk	Stl	Min
			FG	FGA	FG	FGA	FT	FTA							
24	CARRERA, Michael	r	6-13	2-6	11-15	4	6	10	2	25	1	1	3	0	29
25	KACINAS, Mindaugas	f	1-3	0-0	0-0	2	2	4	2	2	0	0	0	0	25
30	SILVA, Chris	f	2-7	0-0	6-8	4	4	8	1	10	1	1	2	0	20
00	THORNWELL, Sindarius	g	3-10	0-3	1-2	0	2	2	2	7	3	6	1	1	31
15	DOZIER, PJ	g	1-7	0-1	0-0	1	2	3	4	2	0	1	1	1	21
01	STROMAN, Marcus	0	0-1	0-0	0-0	1	1	3	0	0	2	0	0	0	9
02	DOBY, Raymond	1	3-3	0-0	0-0	2	2	3	0	2	0	0	0	0	15
04	GREGORY, Jamall	0	0-0	0-0	0-0	0	0	1	0	0	0	0	0	0	1
10	NOTICE, Duane	3	5-5	2-3	2-2	1	0	1	2	10	0	1	0	0	27
14	CHATKEVICIUS, L.	1	4-4	0-0	2-2	2	0	2	4	0	1	0	1	0	13
20	MCKIE, Justin	0	0-2	0-1	0-0	0	0	0	1	0	2	1	0	0	9
Team						1	4	5							
Totals			18-55	4-14	22-31	16	23	39	20	62	7	16	8	3	200

FG % 1st Half: 9-26 34.6% 2nd half: 9-29 31.0% Game: 18-55 32.7%
3FG % 1st Half: 2-7 28.6% 2nd half: 2-7 28.6% Game: 4-14 28.6%
FT % 1st Half: 7-15 46.7% 2nd half: 15-16 93.8% Game: 22-31 71.0%

Officials: Tony Greene, Brian Shrey, Doug Simons
Technical fouls: Kentucky-Isaiah Briscoe; TEAM 2, South Carolina-GREGORY, Jamall.
Attendance: 18000

Score by periods	1st	2nd	Total
Kentucky	42	47	89
South Carolina	27	35	62

Last FG - UK 2nd-01:16, SC 2nd-01:43.
Largest lead - UK by 34 2nd-07:03, SC by 11 1st-16:33.
UK led for 37:33, SC led for 02:03. Game was tied for 02:24.

GAME 26 - MISSOURI 72, CAROLINA 67
FEB. 16, 2016/MIZZOU ARENA

COLUMBIA, Mo. - No. 23 South Carolina lost 72-67 at Missouri Tuesday night. The Tigers (10-16, 3-10 SEC) built an early first-half lead on the Gamecocks (21-5, 8-5) and held off three second-half rallies to secure the home win. Duane Notice led the team with 21 points, and Michael Carrera added a double-double of 14 points and 10 rebounds for South Carolina.

After being dominated inside in the first meeting between the two teams exactly one month ago, Missouri flipped the script early on South Carolina. The Tigers hit the glass with abandon, picking up two more offensive rebounds in the first half (7) than they had for the entire game in January. That would put the pressure on a South Carolina offense that was ice cold through the first 10 minutes of action.

The Gamecocks missed their first seven shots in the game and trailed 6-1 after the first four minutes. Back-to-back makes from Laimonas Chatkevicius and Sindarius Thornwell gave the team a brief respite but Missouri went off on a 17-3 run for the five minutes after that to take the game's largest lead at 23-8 with 9:40 still to go. The early rebounding edge for the home side wouldn't lead to many second-chance points (just nine points off the seven offensive boards), but it would give them extra possessions. Those extra chances would lead to foul trouble for South Carolina, who saw four post players sit early with two fouls. The Tigers would also attempt 17 free throws to just eight for Carolina

As the first period wore on Missouri's offense would slow down, hitting just one field goal in the final five minutes. The Gamecocks could not take full advantage late and trailed 33-25 at the half. Duane Notice led the team with seven points, but as a whole Carolina made just 9-of-37 field goals (24 percent). The big factor in the half would be how quickly the Gamecocks took their shots, and their impatience would only strengthen Missouri's resolve on the boards.

A 3-of-3 start from the field to start the second half appeared to re-energize the Gamecocks, and a 3 from Notice cut the deficit down to 35-32. Missouri answered with a 7-0 run in a span of just 57 seconds, with consecutive run-outs by Ryan Rosburg forcing a South Carolina timeout. Despite the setback, the Garnet and Black would not shy away. A run of five-straight made field goals sparked a 7-0 run that brought the deficit down to just 52-49 with 10 minutes to play, but Missouri punched back with another 7-0 run that forced another Carolina timeout just two minutes later.

The Gamecocks had to pull themselves off the mat one more time, and used a six-minute stretch without a field goal by Missouri to make their move. Trailing 62-54, South Carolina went on to a 9-0 run in just under two minutes to take its first lead of the night with 2:57 to play. The lead would be traded back and forth for the next few minutes, but Missouri was able to get a stop and score with 35 seconds to go to take a 70-67 lead. South Carolina turned the ball over on the ensuing possession, and the Tigers split on two trips to the free throw line to salt away the game.

GAME 26</

GAME 27 - CAROLINA 73, FLORIDA 69 (OT)
FEB. 20, 2016/COLONIAL LIFE ARENA

COLUMBIA, S.C. - The 23rd-ranked South Carolina men's basketball team picked up a crucial win Saturday afternoon, holding off Florida (17-10, 8-6 SEC) in overtime, 73-69. Michael Carrera went for 20 points and matched his career-high with 15 rebounds to lead the team, four Gamecocks in total scored in double digits. The win keeps Carolina (22-5, 9-5) in position for a top-four seed in the upcoming conference tournament, and snaps a five-year win-less streak against the Gators.

A 7-0 run gave South Carolina an early lead to start the game, and the team slowly added to its total through the first 10 minutes for a 21-10 lead. Mindaugas Kacinas was locked in early, hitting his first four shots from the field. As a team, the offense scored 20 of its 30 total first-half points in the paint. Following a Florida 3, the Gamecocks used another 9-0 run to take their largest lead of the day at 30-13 with seven minutes to play.

Unbeknownst to them at the time, that would be the team's final points of the period. The Gators closed the final seven minutes with a 20-0 run to storm back to a 33-30 halftime lead. Carolina missed nine-straight field goals and committed three turnovers to allow Florida to swing the momentum. Michael Carrera led the home side with eight points and nine rebounds in the first 20 minutes.

The Gators pushed the lead up to seven, 39-32, two minutes in to the second half, but the Gamecocks would not be deflated. They would turn Florida over four times and hold them scoreless for a five-minute stretch that helped Carolina climb back ahead 43-42 with 11 minutes to go in the game. From that point on it would be neck-and-neck, neither team would lead by more than four for the rest of regulation.

There would be ten lead changes in the final ten minutes of regulation, but the Gamecocks would hold a 64-63 advantage after a dunk from Sindarius Thornwell with 30 seconds to play. Florida would draw the foul on the other end, but split the free throws to tie it. Both teams had another chance to end it, but the game would move to the extra period.

In overtime, Laimonas Chatkevicius scored the team's first two baskets for an early lead in overtime, but Florida's Chris Chiozza hit a 3 off a turnover to take the 69-68 lead with 2:42 to go. South Carolina's defense would hold the Gators without a point the rest of the way, getting a pair of free throws from Carrera and Thornwell in the final 90 seconds to take the lead back for good.

GAME 27



Official Basketball Box Score -- Game Totals -- Final Statistics
Florida vs South Carolina
 2/20/16 12 p.m. ET at Columbia, S.C. (Colonial Life Arena)

Florida 69 • 17-10, 8-6 SEC

#	Player	Total		3-Ptr		Rebounds				PF	TP	A	TO	Bk	Stl	Min
		FG	FGA	FG	FGA	FT	FTA	Off	Def	Tot						
10	Finney-Smith, Dorian	6	16	3	8	3	4	5	8	13	1	18	5	2	2	42
24	Leon, Justin	2	5	0	3	0	0	0	1	1	3	4	3	0	0	25
15	Egbunu, John	2	6	0	0	1	2	2	3	5	5	0	0	1	0	23
00	Hill, Kasey	0	4	0	1	0	0	0	2	2	3	0	7	4	0	20
04	Allen, KeVaughn	3	8	0	3	3	3	0	1	1	0	9	0	1	0	34
02	Frands-Ramirez, B.	0	2	0	2	0	0	0	1	1	0	0	0	0	0	4
03	Robinson, Devin	6	11	3	6	2	2	3	5	8	0	17	1	0	3	40
11	Chiozza, Chris	4	11	3	9	0	0	0	3	3	2	11	2	4	0	25
13	Hayes, Kevarrus	1	2	0	0	3	4	2	2	4	3	5	1	0	1	10
32	Rimmer, Schuyler	0	0	0	0	0	0	0	0	0	1	0	0	2	0	2
Team								3		1		4				2
Totals		24-65		9-32		12-15		15		27		42		18		69 19 15 7 4 225

FG % 1st Half: 12-30 40.0% 2nd half: 10-27 37.0% OT: 2-8 25.0% Game: 24-65 36.9% Deadball
 3FG % 1st Half: 4-13 30.8% 2nd half: 4-13 30.8% OT: 1-6 16.7% Game: 9-32 28.1% Rebounds
 FT % 1st Half: 5-7 71.4% 2nd half: 7-8 87.5% OT: 0-0 0.0% Game: 12-15 80.0% 3

South Carolina 73 • 22-5, 9-5 SEC

#	Player	Total		3-Ptr		Rebounds				PF	TP	A	TO	Bk	Stl	Min
		FG	FGA	FG	FGA	FT	FTA	Off	Def	Tot						
14	CHATKEVICIUS, L.	6	16	1	3	0	0	4	1	5	1	13	3	1	0	36
24	CARRERA, Michael	6	19	4	8	4	6	6	9	15	0	20	3	3	3	43
25	KACINAS, Mindaugas	6	10	0	2	2	2	2	5	7	2	14	1	0	1	37
00	THORNWELL, Sindarius	5	15	1	2	6	6	3	0	3	3	17	2	3	0	44
10	NOTICE, Duane	2	5	1	4	0	0	2	2	4	4	5	8	1	0	36
01	STROMAN, Marcus	2	2	0	0	0	2	0	3	3	2	4	0	1	0	19
04	GREGORY, Jamall	0	0	0	0	0	0	0	0	0	0	0	0	0	0	3
15	DOZIER, PJ	0	2	0	0	0	0	0	0	0	0	0	1	0	0	5
20	MCKIE, Justin	0	0	0	0	0	0	0	0	0	1	0	0	0	0	1
30	SILVA, Chris	0	0	0	0	0	0	0	0	0	1	0	0	0	0	1
Team								0		2		2				25
Totals		27-69		7-19		12-16		17		22		39		14		73 17 10 4 5 225

FG % 1st Half: 13-34 38.2% 2nd half: 12-31 38.7% OT: 2-4 50.0% Game: 27-69 39.1% Deadball
 3FG % 1st Half: 3-11 27.3% 2nd half: 4-7 57.1% OT: 0-1 0.0% Game: 7-19 36.8% Rebounds
 FT % 1st Half: 1-2 50.0% 2nd half: 6-8 75.0% OT: 5-6 83.3% Game: 12-16 75.0% 4,4

Officials: Antinio Petty, Tim Gattis, Mark Whitehead
 Technical fouls: Florida-None. South Carolina-None.
 Attendance: 18000

Score by periods	1st	2nd	OT	Total
Florida	33	31	5	69
South Carolina	30	34	9	73

	In	Off	2nd	Fast
Points	Paint	T/O	Chance	Break
UF	26	16	11	9
SC	38	15	15	11

Last FG - UF OT-02:42, SC OT-03:41. Score tied - 9 times.
 Largest lead - UF by 7 2nd-18:17, SC by 17 1st-07:12. Lead changed - 15 times.
 UF led for 16:45. SC led for 22:28. Game was tied for 05:40.



#24 - MICHAEL CARRERA

SENIOR | FORWARD | 6'5" | 214 | 3 LETTERS

ANZOÁTEGUI, VENEZUELA/MONTROSE CHRISTIAN SCHOOL

SEASON NOTABLES

- Team's top returning rebounder after collecting 5.7 per game last season
- Has led the team in rebounding all three of his seasons at South Carolina, including a career high 7.2 per game during his rookie season (2012-13)
- Led team with four assists vs. DePaul, adding seven points and seven rebounds in 27 minutes
- Posted a season high with 17 points, adding four rebounds and two blocks in win vs. Hofstra
- Came a rebound shy of a double-double against Tulsa, with 16 points and nine rebounds in 29 minutes
- Scored 13 with four assists and a team-high three steals vs. Lipscomb
- Scored nine of his 16 points against Western Carolina during a game-changing 19-0 run in the first half
- Led the team with a season-high 19 points in a win over USEF, with three steals over 32 minutes
- Reached double figures in scoring for the fifth-straight game, scoring 10 with a pair of blocks vs. Drexel
- Passed 800 career points in the win over Clemson, highlighted by a pair of critical 3s in the first half
- Finished with his seventh career double-double after totaling 16 points with 12 rebounds against St. John's
- Put up another double-double against Memphis, with 16 points and 11 rebounds in 28 minutes
- Was a bright spot in the team's loss at Alabama, racking up his third double-double in a six-game span
- Foul trouble vs. Missouri, but scored seven points with five rebounds and three assists
- Scored a season-high 19 points in the overtime win at Ole Miss, scoring 17 in the second half and overtime
- Came one point shy of his career high, but set new personal bests in field goals made (8) at Tennessee
- Erupted for a career-high 34 points and 15 rebounds vs. Miss. State, becoming the first Gamecock to have a 30-10 game since Terry Dozier in 1987. He set career highs in five other categories in the win
- Went for back-to-back double-doubles after posting 20 points and 11 rebounds in a win over Alabama
- Third-straight double-double with 11 points and 10 rebounds in loss at Georgia
- Went 6-of-6 from the field with a career-high five 3-pointers, and passed 1,000 career points at Texas A&M
- Scored 14 second-half points against LSU despite being limited to 20 total minutes due to foul trouble
- Recorded his seventh double-double of the season against Kentucky, with 25 point and 10 rebounds in 29 minutes
- Finished with 14 points and 10 rebounds at Missouri
- Helped the team edge Florida in overtime, with 20 points, 15 rebounds, three blocks and three steals in 43 minutes of action

CARRERA'S CAREER HIGHS

Points

Career 34, vs. Mississippi State (Jan. 26, 2016)
Season 34, vs. Mississippi State (Jan. 26, 2016)

Field Goals

Career 10, vs. Mississippi State (Jan. 26, 2016)
Season 10, vs. Mississippi State (Jan. 26, 2016)

Field Goal Attempts

Career 19, vs. Florida (Feb. 20, 2016)
Season 19, vs. Florida (Feb. 20, 2016)

3-Point Field Goals

Career 5, at Texas A&M (Feb. 6, 2016)
Season 5, at Texas A&M (Feb. 6, 2016)

3-Point Field Goal Attempts

Career 8, vs. Florida (Feb. 20, 2016)
Season 8, vs. Florida (Feb. 20, 2016)

Free Throws

Career 12, twice, last vs. Alabama (Jan. 30, 2016)
Season 12, twice, last vs. Alabama (Jan. 30, 2016)

Free Throw Attempts

Career 15, twice, last vs. Kentucky (Feb. 13, 2016)
Season 15, twice, last vs. Kentucky (Feb. 13, 2016)

Rebounds

Career 15, 3x, last vs. Florida (Feb. 20, 2016)
Season 15, twice, last vs. Florida (Feb. 20, 2016)

Assists

Career 5, vs. Auburn (Jan. 12, 2013)
Season 4, vs. DePaul (Nov. 20, 2015)

Blocks

Career 4, twice, last vs. Alabama (Feb. 15, 2014)
Season 3, 4x, last vs. Florida (Feb. 20, 2016)

Steals

Career 4, at Texas A&M (Jan. 15, 2014)
Season 3, 3x, last vs. Florida (Feb. 20, 2016)

Minutes Played

Career 43, vs. Florida (Feb. 20, 2016)
Season 43, vs. Florida (Feb. 20, 2016)

2015-16

Opponent	Date	GS	Min	FG-FGA	Pct	3FG-3FGA	Pct	FT-FTA	Pct	Off	Def	Tot	Avg	PF	FO	A	TO	Blk	Stl	Pts	Avg
Norfolk State	11/14/15	*	26	1-8	0.125	1-4	.250	1-2	.500	1	5	6	6.0	1	0	1	2	1	1	4	4.0
Oral Roberts	11/16/15	*	15	3-5	.600	0-0	.000	2-2	1.000	2	4	6	6.0	3	0	2	0	0	1	8	6.0
vs. DePaul	11/20/15	*	27	2-3	.667	1-1	1.000	2-2	1.000	2	5	7	6.3	3	0	4	1	0	0	7	6.3
vs. Hofstra	11/22/15	*	27	7-11	.636	2-2	1.000	1-2	.500	1	3	4	5.8	3	0	1	1	2	0	17	9.0
vs. Tulsa	11/23/15	*	29	6-10	.600	1-2	.500	3-4	.750	4	5	9	6.4	4	0	2	0	0	0	16	10.4
Lipscomb	11/27/15	*	21	4-6	.667	2-3	.667	3-3	1.000	1	3	4	6.0	4	0	1	3	1	3	13	10.8
Western Carolina	11/30/15	*	26	4-7	.571	3-4	.750	5-5	1.000	0	2	2	5.4	1	0	2	2	2	2	16	11.6
USEF	12/5/15	*	32	5-11	.455	3-6	.500	6-8	.750	0	7	7	5.6	2	0	1	3	1	3	19	12.5
Drexel	12/15/15	*	19	4-6	.667	0-0	.000	2-3	.667	0	3	3	5.3	4	0	0	0	2	1	10	12.2
at Clemson	12/18/15	*	27	5-9	.556	2-3	.667	2-2	1.000	4	2	6	5.4	3	0	1	1	1	0	14	12.4
vs. St. John's	12/22/15	*	30	6-10	.600	3-4	.750	1-1	1.000	3	9	12	6.0	4	0	3	2	0	1	16	12.7
Francis Marion	12/30/15	*	16	2-8	.250	1-5	.200	0-0	.000	0	2	2	5.7	2	0	2	3	0	1	5	12.1
Memphis	1/2/16	*	28	4-11	.364	2-3	.667	6-9	.667	5	6	11	6.1	4	0	1	3	1	0	16	12.4
at Auburn	1/5/16	*	23	4-9	.444	1-4	.250	3-5	.600	1	6	7	6.1	3	0	0	2	0	2	12	12.4
Vanderbilt	1/9/16	*	21	1-5	.200	0-2	.000	2-4	.500	2	6	8	6.3	5	1	1	2	1	0	4	11.8
at Alabama	1/13/16	*	32	5-10	.500	2-5	.400	2-2	1.000	1	9	10	6.5	2	0	1	4	1	1	14	11.9
Missouri	1/16/16	*	24	1-7	.142	0-6	.000	5-6	.833	1	4	5	6.4	4	0	3	1	0	1	7	11.6
at Ole Miss	1/19/16	*	30	6-8	.750	0-0	.000	7-8	.875	3	6	9	6.6	2	0	2	2	0	0	19	12.1
at Tennessee	1/23/16	*	28	8-14	.571	2-4	.500	4-4	1.000	2	6	8	6.6	2	0	0	2	0	0	22	12.6
Mississippi State	1/26/16	*	37	10-16	.625	2-3	.667	12-15	.800	3	12	15	7.1	2	0	0	3	3	1	34	13.7
Alabama	1/30/16	*	31	3-12	.250	2-5	.400	12-14	.857	5	6	11	7.2	3	0	3	3	1	2	20	14.0
at Georgia	2/2/16	*	37	4-12	.333	2-5	.400	1-3	.333	2	8	10	7.4	5	1	0	4	3	0	11	13.8
Texas A&M	2/6/16	*	36	6-6	1.000	5-5	1.000	3-7	.429	1	3	4	7.2	1	0	2	1	0	0	20	14.1
LSU	2/10/16	*	20	6-9	.667	1-2	.500	3-4	.750	2	4	6	7.2	3	0	0	0	1	2	16	14.2
Kentucky	2/13/16	*	29	6-13	.461	2-6	.333	11-15	.733	4	6	10	7.3	2	0	1	1	3	0	25	14.6
at Missouri	2/16/16	*	29	4-11	.364	1-4	.250	5-6	.833	3	7	10	7.4	4	0	0	2	1	1	14	14.6
Florida	2/20/16	*	43	6-19	.316	4-8	.500	4-6	.667	6	9	15	7.7	0	0	3	3	3	3	20	14.8
Tennessee	2/24/16																				
at Mississippi State	2/27/16																				
Georgia	3/3/16																				
at Arkansas	3/5/16																				

CAREER STATISTICS

Season	GP-GS	Min	Avg	FG	FGA	Pct	3FG	3FGA	Pct	FT	FTA	Pct	Off	Def	Tot	Avg	PF	FO	Ast	TO	Blk	Stl	Pts	Avg
2012-13	27-22	572	21.2	89	201	.443	7	20	.350	83	112	.741	80	115	195	7.2	85	5	17	51	17	9	268	9.9
2013-14	33-20	649	19.7	64	169	.379	7	30	.233	63	100	.630	76	110	186	5.6	87	1	17	38	32	26	198	6.0
2014-15	30-21	635	21.2	70	167	.419	12	39	.308	62	88	.705	65	107	172	5.7	88	3	12	32	20	12	214	7.1
2015-16	27-27	743	27.5	123	256	.480	45	96	.469	108	142	.761	59	148	207	7.7	76	2	37	51	28	26	399	14.8
Totals	117-90	2599	22.2	346	793	.436	71	185	.384	316	442	.715	280	480	760	6.5	336	11	83	172	97	73	1079	9.2

CAREER SEC STATISTICS

Season	GP-GS	Min	Avg	FG	FGA	Pct	3FG	3FGA	Pct	FT	FTA	Pct	Off	Def	Tot	Avg	PF	FO	Ast	TO	Blk	Stl	Pts	Avg
2013	18-15	394	21.9	59	139	.424	5	15	.333	53	74	.716	54	77	131	7.3	57	4	11	32	8	8	176	9.8
2014	18-14	395	21.9	34	90	.378	3	13	.231	32	55	.582	49	69	118	6.6	52	1	9	18	19	16	103	5.7
2015	18-13	404	22.4	43	101	.426	7	24	.292	40	51	.784	46	69	107	6.4	54	2	9	21	12	6	133	7.4
2016	14-14	420	30.0	70	151	.464	24	59	.407	74	99	.747	36	92	128	9.1	38	2	16	30	17	13	238	17.0
Totals	68-56	1614	23.7	206	481	.428	39	111	.351	199	279	.713	185	307	492	7.2	201	9	45	101	56	43	650	9.6

GAME #28 - VS. TENNESSEE - WEDNESDAY, FEB. 24, 2016 - GAMECOCK BASKETBALL



CHATKEVICIUS' CAREER HIGHS

Points

Career 27, vs. Oral Roberts (Nov. 16, 2015)

Season 27, vs. Oral Roberts (Nov. 16, 2015)

Field Goals

Career 9, vs. Oral Roberts (Nov. 16, 2015)

Season 9, vs. Oral Roberts (Nov. 16, 2015)

Field Goal Attempts

Career 16, vs. Florida (Feb. 20, 2016)

Season 16, vs. Florida (Feb. 20, 2016)

3-Point Field Goals

Career 2, twice, last vs. Oral Roberts (Nov. 16, 2015)

Season 2, vs. Oral Roberts (Nov. 16, 2015)

3-Point Field Goal Attempts

Career 3, twice, last vs. Florida (Feb. 20, 2016)

Season 3, twice, last vs. Florida (Feb. 20, 2016)

Free Throws

Career 8, vs. Arkansas (March 13, 2014)

Season 7, twice, last at Ole Miss (Jan. 19, 2016)

Free Throw Attempts

Career 11, vs. Oral Roberts (Nov. 16, 2015)

Season 11, vs. Oral Roberts (Nov. 16, 2015)

Rebounds

Career 13, vs. UNC Asheville (Nov. 26, 2014)

Season 10, twice, last at Ole Miss (Jan. 19, 2016)

Assists

Career 4, vs. Jacksonville (Dec. 7, 2012)

Season 3, vs. Florida (Feb. 20, 2016)

Blocks

Career 3, 8x, last vs. Drexel (Dec. 15, 2015)

Season 3, twice, last vs. Drexel (Dec. 15, 2015)

Steals

Career 3, at Tennessee (Feb. 8, 2014)

Season 2, 3x, last vs. Vanderbilt (Jan. 9, 2016)

Minutes Played

Career 36, vs. Florida (Feb. 20, 2016)

Season 36, vs. Florida (Feb. 20, 2016)

#14 - LAIMONAS CHATKEVICIUS

SENIOR | FORWARD | 6'11" | 245 | 3 LETTERS

KLAIPEDA, LITHUANIA/SOUTH KENT SCHOOL (CONN.)

SEASON NOTABLES

- Put together best season of his career during junior campaign, nearly doubling season scoring average and more than doubling blocked shots
- 1.3 blocks per game as a junior ranked eighth in the SEC
- 13 points with four rebounds, one assist and one block in 21 minutes in the opener vs. Norfolk State
- Erupted for 19 second-half points to set a new career high of 27 in a win over Oral Roberts
- Seven points and five rebounds, including three offensive boards, in win vs. DePaul
- Tallied 17 points and five rebounds along with a team high three blocks in win vs. Hofstra
- Scored 17 points in 27 minutes of play against Tulsa in the Paradise Jam finale
- Led the team for the second-straight game, posting his fifth double-figure outing of the season with 17 points vs. Lipscomb; a perfect 7-of-7 from the floor vs. the Bisons
- Finished with three blocks to go with nine points against Drexel
- Scored in double figures for the first time since Nov. 27, finishing with 11 against St. John's
- Battled through foul trouble to provide nine points and six rebounds in the second half against Memphis
- Played 28 minutes and recorded his first double-double of the season at Auburn (12 points, 10 rebounds)
- Tallied 10 points to go along with a team best two blocks and seven rebounds in win vs. Missouri
- Went for his second double-double of the conference season at Ole Miss, finishing with 17 points and 10 rebounds while playing a career-high 35 minutes
- Scored eight points with four rebounds off the bench in just 11 minutes vs. Alabama
- Moved back into the starting lineup and set a career high with 36 minutes vs. Florida, scoring 13 points

2015-16

Opponent	Date	GS	Min	FG-FGA	Pct	3FG-3FGA	Pct	FT-FTA	Pct	Off	Def	Tot	Avg	PF	FO	A	TO	Blk	Stl	Pts	Avg
Norfolk State	11/14/15	*	21	5-8	.625	0-1	.000	3-3	1.000	3	1	4	4.0	2	0	1	0	1	0	13	13.0
Oral Roberts	11/16/15	*	25	9-14	.643	2-3	.667	7-11	.636	4	2	6	5.0	3	0	0	0	1	1	27	20.0
vs. DePaul	11/20/15	*	23	3-11	.272	0-1	.000	1-2	.500	3	2	5	5.0	3	0	0	1	1	0	7	15.7
vs. Hofstra	11/22/15	*	28	8-14	.571	0-0	.000	1-3	.333	3	2	5	5.0	1	0	1	0	3	1	17	16.0
vs. Tulsa	11/23/15	*	27	6-10	.600	1-1	1.000	4-4	1.000	0	3	3	4.6	4	0	0	0	1	1	17	16.2
Lipscomb	11/27/15	*	24	7-7	1.000	0-0	.000	3-3	1.000	1	2	3	4.3	3	0	1	2	1	1	17	16.3
Western Carolina	11/30/15	*	21	3-7	.429	0-0	.000	0-0	.000	1	4	5	4.4	2	0	1	2	1	0	6	14.9
USF	12/5/15	*	19	2-5	.400	0-1	.000	0-2	.000	1	4	5	4.5	2	0	2	1	0	2	4	13.5
Drexel	12/15/15	*	21	4-5	.800	1-2	.500	0-1	.000	1	2	3	4.3	3	0	1	3	3	0	9	13.0
at Clemson	12/18/15	*	20	1-2	.500	0-0	.000	2-3	.667	0	2	2	4.1	3	0	2	4	1	0	4	12.1
vs. St. John's	12/22/15	*	20	5-8	.625	1-1	1.000	0-0	.000	2	3	5	4.2	4	0	1	5	0	2	11	12.0
Francis Marion	12/30/15	*	11	0-1	.000	0-0	.000	0-0	.000	1	2	3	4.1	0	0	1	1	1	0	0	11.0
Memphis	1/2/16	*	13	2-6	.333	0-1	.000	5-6	.833	3	3	6	4.2	4	0	0	2	2	0	9	10.8
at Auburn	1/5/16	*	28	5-9	.556	0-2	.000	4-6	.667	4	6	10	4.6	1	0	0	4	0	0	12	10.9
Vanderbilt	1/9/16	*	22	4-7	.571	0-1	.000	1-2	.500	2	2	4	4.6	3	0	1	2	1	2	9	10.8
at Alabama	1/13/16	*	18	3-7	.429	0-2	.000	0-0	.000	3	0	3	4.5	2	0	0	4	0	0	6	10.5
Missouri	1/16/16	*	32	4-8	.500	0-0	.000	2-4	.500	2	5	7	4.6	2	0	1	3	2	0	10	10.5
at Ole Miss	1/19/16	*	35	5-9	.556	0-0	.000	7-7	1.000	5	5	10	4.9	3	0	0	0	1	1	17	10.8
at Tennessee	1/23/16	*	24	2-6	.333	0-1	.000	4-5	.800	3	1	4	4.9	3	0	1	2	1	1	8	10.7
Mississippi State	1/26/16	*	14	2-4	.500	0-1	.000	0-0	.000	0	2	2	4.8	3	0	0	2	1	0	4	10.4
Alabama	1/30/16		11	3-5	.600	0-1	.000	2-4	.500	2	2	4	4.7	0	0	1	0	0	0	8	10.2
at Georgia	2/2/16		22	2-4	.500	1-1	1.000	2-2	1.000	0	1	1	4.5	3	0	1	1	1	0	7	10.1
Texas A&M	2/6/16		16	2-5	.400	0-0	.000	0-0	.000	0	3	3	4.5	2	0	1	3	0	0	4	9.8
LSU	2/10/16		20	2-5	.400	0-1	.000	2-2	1.000	1	3	4	4.5	4	0	1	1	1	0	6	9.7
Kentucky	2/13/16		13	1-4	.250	0-0	.000	2-4	.500	2	0	2	4.4	2	0	0	1	0	1	0	9.4
at Missouri	2/16/16		19	1-7	.143	0-1	.000	2-2	1.000	2	1	3	4.3	5	1	0	3	0	0	4	9.2
Florida	2/20/16	*	36	6-16	.375	1-3	.333	0-0	.000	4	1	5	4.3	1	0	3	1	0	0	13	9.4
Tennessee	2/24/16																				
at Mississippi State	2/27/16																				
Georgia	3/3/16																				
at Arkansas	3/5/16																				

CAREER STATISTICS

Season	GP-GS	Min	Avg	FG	FGA	Pct	3FG	3FGA	Pct	FT	FTA	Pct	Off	Def	Tot	Avg	PF	FO	Ast	TO	Blk	Stl	Pts	Avg
2012-13	23-10	304	13.2	38	85	.447	3	10	.300	22	36	.611	28	46	74	3.2	42	1	12	32	13	3	101	4.4
2013-14	33-1	426	12.9	65	121	.537	0	1	.000	29	42	.690	40	94	134	4.1	78	2	13	32	20	13	159	4.8
2014-15	33-26	753	22.8	118	237	.498	8	27	.296	40	55	.727	52	120	172	5.2	74	2	21	45	44	11	284	8.6
2015-16	27-21	583	21.6	97	194	.500	7	25	.280	52	73	.712	53	64	117	4.3	68	1	21	47	25	12	253	9.4
Totals	116-58	2066	17.8	318	637	.499	18	63	.286	143	206	.694	173	324	497	4.3	262	6	67	156	102	39	797	6.9

CAREER SEC STATISTICS

Season	GP-GS	Min	Avg	FG	FGA	Pct	3FG	3FGA	Pct	FT	FTA	Pct	Off	Def	Tot	Avg	PF	FO	Ast	TO	Blk	Stl	Pts	Avg
2013	15-10	214	14.3	23	59	.390	2	7	.286	19	28	.679	17	35	52	3.5	30	1	5	22	11	2	67	4.5
2014	18-1	241	13.4	36	64	.563	0	1	.000	10	17	.588	19	53	72	4.0	51	2	9	22	12	9	82	4.6
2015	18-16	418	23.2	57	125	.456	4	17	.235	21	29	.724	25	64	89	4.9	46	1	13	19	22	5	139	7.7
2016	14-8	310	22.1	42	96	.438	2	14	.143	26	35	.743	30	32	62	4.4	34	1	10	26	9	4	112	8.0
Totals	65-35	1183	18.2	158	344	.459	8	39	.205	76	109	.697	91	184	275	4.2	161	5	37	89	54	20	400	6.2

GAME #28 - VS. TENNESSEE - WEDNESDAY, FEB. 24, 2016 - GAMECOCK BASKETBALL



KACINAS' CAREER HIGHS

Points

Career 23, vs. DePaul (Nov. 20, 2015)

Season 23, vs. DePaul (Nov. 20, 2015)

Field Goals

Career 9, vs. Hofstra (Nov. 22, 2015)

Season 9, vs. Hofstra (Nov. 22, 2015)

Field Goal Attempts

Career 13, vs. DePaul (Nov. 20, 2015)

Season 13, vs. DePaul (Nov. 20, 2015)

3-Point Field Goals

Career 2, 4x, last at Texas A&M (Feb. 6, 2016)

Season 2, twice, last at Texas A&M (Feb. 6, 2016)

3-Point Field Goal Attempts

Career 5, vs. DePaul (Nov. 20, 2015)

Season 5, vs. DePaul (Nov. 20, 2015)

Free Throws

Career 10, vs. DePaul (Nov. 20, 2015)

Season 10, vs. DePaul (Nov. 20, 2015)

Free Throw Attempts

Career 15, vs. DePaul (Nov. 20, 2015)

Season 15, vs. DePaul (Nov. 20, 2015)

Rebounds

Career 14, vs. Longwood (Nov. 9, 2013)

Season 13, vs. Oral Roberts (Nov. 16, 2015)

Assists

Career 3, 5x, last vs. Alabama (Jan. 30, 2016)

Season 3, vs. Alabama (Jan. 30, 2016)

Blocks

Career 3, vs. Appalachian State (Dec. 19, 2012)

Season 2, 3x, last vs. Missouri (Jan. 16, 2016)

Steals

Career 4, at Marshall (Dec. 1, 2014)

Season 2, vs. Memphis (Jan. 2, 2016)

Minutes Played

Career 37, 3x, last vs. Florida (Feb. 20, 2016)

Season 37, 3x, last vs. Florida (Feb. 20, 2016)

#25 - MINDAUGAS KACINAS

SENIOR | FORWARD | 6'7" | 229 | 3 LETTERS

KLAIPEDA, LITHUANIA/WORD OF LIFE FIRE TRADITIONAL SCHOOL

SEASON NOTABLES

- Averaged 2.3 offensive rebounds per game as a junior
- Earned the start in the opener vs. Norfolk State, posting eight points, with four rebounds and two assists in 28 minutes
- Recorded his fourth career double double in a win over Oral Roberts, with 13 rebounds with 12 points.
- Scored a career high with 23 points, while hitting career marks with 10 makes at the foul line on 13 attempts, to lead Gamecocks in win vs. DePaul
- Led the Gamecocks with 18 points and five rebounds in win vs. Hofstra at the Paradise Jam
- Scored 11 points with eight rebounds against Tulsa, and earned a spot on the Paradise Jam all-tournament team for his efforts through the week
- Another steady performance vs. Lipscomb, scoring 15 points with six rebounds and a block; hit 7-of-10 from the floor vs. the Bisons
- Recorded his fifth career double-double against Western Carolina, hitting 8-of-11 attempts with 11 rebounds
- Played a career-high 37 minutes against Clemson, scoring 10 points with four rebounds
- Scored 12 points of 5-of-8 shooting against Francis Marion
- Hit five field goals for 13 points to go with four rebounds in the win over Vanderbilt
- 14 points to go along with five rebounds and two blocks in win vs. Missouri
- Scored 10 points of 5-of-6 field goals in the win at Ole Miss
- Finished with his third double-digit rebounding effort of the season against Miss. State, pulling in 10
- Hit a pair of 3s and scored 11 points total in the road win at Texas A&M
- Came through with a big game in the overtime win vs. Florida, scoring 14 points with seven rebounds

2015-16

Opponent	Date	GS	Min	FG-FGA	Pct	3FG-FGA	Pct	FT-FTA	Pct	Off	Def	Tot	Avg	PF	FO	A	TO	Blk	Stl	Pts	Avg
Norfolk State	11/14/15	*	28	2-7	.285	1-3	.333	3-4	.750	3	1	4	4.0	2	0	2	1	0	0	8	8.0
Oral Roberts	11/16/15	*	33	4-10	.400	0-2	.000	4-4	1.000	6	7	13	8.5	2	0	2	2	1	0	12	10.0
vs. DePaul	11/20/15	*	33	6-13	.461	1-5	.200	10-15	.667	4	1	5	7.3	2	0	1	1	2	0	23	14.3
vs. Hofstra	11/22/15	*	31	9-10	.900	0-1	.000	0-1	.000	2	3	5	6.8	3	0	1	2	0	1	18	15.3
vs. Tulsa	11/23/15	*	32	4-6	.667	1-2	.500	2-4	.500	1	7	8	7.0	2	0	2	0	0	0	11	14.4
Lipscomb	11/27/15	*	30	7-10	.700	0-1	.000	1-2	.500	2	4	6	6.8	2	0	0	1	1	0	15	14.5
Western Carolina	11/30/15	*	26	8-11	.727	2-2	1.000	2-2	1.000	5	6	11	7.4	1	0	0	0	0	1	20	15.3
USF	12/5/15	*	28	4-4	1.000	0-0	.000	0-1	.000	2	1	3	6.9	2	0	1	2	0	1	8	14.4
Drexel	12/15/15	*	11	2-2	1.000	1-1	1.000	0-1	.000	0	2	2	6.3	3	0	0	1	0	0	5	13.3
at Clemson	12/18/15	*	37	4-10	.400	1-2	.500	1-1	1.000	0	4	4	6.1	1	0	2	0	0	0	10	13.0
vs. St. John's	12/22/15	*	33	3-7	.429	0-2	.000	0-2	.000	2	2	4	5.9	1	0	2	1	0	1	6	12.4
Francis Marion	12/30/15	*	24	5-8	.625	1-1	1.000	1-2	.500	0	5	5	5.8	2	0	0	2	1	0	12	12.3
Memphis	1/2/16	*	36	2-7	.286	0-3	.000	4-4	1.000	1	4	5	5.8	1	0	1	2	2	2	8	12.0
at Auburn	1/5/16	*	30	2-4	.500	0-1	.000	3-4	.750	0	2	2	5.5	1	0	1	2	0	1	7	11.6
Vanderbilt	1/9/16	*	33	5-10	.500	0-2	.000	3-6	.500	1	3	4	5.4	3	0	0	2	0	0	13	11.7
at Alabama	1/13/16	*	31	2-8	.250	0-2	.000	2-4	.500	4	1	5	5.4	1	0	1	1	0	0	6	11.4
Missouri	1/16/16	*	33	6-8	.750	0-1	.000	2-4	.500	5	0	5	5.4	0	0	0	0	2	0	14	11.5
at Ole Miss	1/19/16	*	29	5-6	.833	0-0	.000	0-0	.000	2	5	7	5.4	0	0	0	1	1	0	10	11.4
at Tennessee	1/23/16	*	28	1-5	.200	0-1	.000	0-0	.000	1	3	4	5.4	3	0	0	0	0	1	2	10.9
Mississippi State	1/26/16	*	37	3-8	.375	0-1	.000	1-2	.500	3	7	10	5.6	2	0	1	1	1	0	7	10.7
Alabama	1/30/16	*	33	3-9	.333	1-5	.200	1-3	.333	1	5	6	5.6	1	0	3	0	0	1	8	10.6
at Georgia	2/2/16	*	22	2-7	.285	0-2	.000	3-6	.500	5	1	6	5.6	2	0	1	3	0	0	7	10.5
Texas A&M	2/6/16	*	25	4-8	.500	2-3	.667	1-2	.500	2	1	3	5.5	4	0	1	2	0	0	11	10.5
LSU	2/10/16	*	27	2-5	.400	1-1	1.000	1-2	.500	2	4	6	5.5	5	1	2	1	0	0	6	10.3
Kentucky	2/13/16	*	25	1-3	.333	0-0	.000	0-0	.000	2	2	4	5.5	2	0	0	0	0	0	2	10.0
at Missouri	2/16/16	*	15	0-1	.000	0-1	.000	0-0	.000	0	2	2	5.3	4	0	1	0	1	1	0	9.6
Florida	2/20/16	*	37	6-10	.600	0-2	.000	2-2	1.000	2	5	7	5.4	2	0	1	0	1	0	14	9.7
Tennessee	2/24/16																				
at Mississippi State	2/27/16																				
Georgia	3/3/16																				
at Arkansas	3/5/16																				

CAREER STATISTICS

Season	GP-GS	Min	Avg	FG	FGA	Pct	3FG	3FGA	Pct	FT	FTA	Pct	Off	Def	Tot	Avg	PF	FO	Ast	TO	Blk	Stl	Pts	Avg
2012-13	31-9	606	19.5	57	110	.518	4	20	.200	34	50	.680	50	66	116	3.7	67	1	21	46	15	10	152	4.9
2013-14	34-27	818	24.1	70	126	.556	0	2	.000	50	77	.649	80	95	175	5.1	103	4	12	53	21	31	190	5.6
2014-15	33-0	710	21.5	74	132	.561	9	29	.310	43	59	.729	77	91	168	5.1	82	3	18	34	14	20	200	6.1
2015-16	27-27	787	29.1	102	198	.515	12	47	.255	47	78	.603	58	88	146	5.4	54	1	26	28	13	11	263	9.7
Totals	125-63	2921	23.4	303	566	.535	25	98	.255	174	264	.659	265	340	605	4.8	306	9	77	161	63	72	805	6.4

CAREER SEC STATISTICS

Season	GP-GS	Min	Avg	FG	FGA	Pct	3FG	3FGA	Pct	FT	FTA	Pct	Off	Def	Tot	Avg	PF	FO	Ast	TO	Blk	Stl	Pts	Avg
2013	17-4	255	15.0	16	40	.400	1	7	.143	11	16	.688	14	27	41	2.4	32	0	7	18	2	4	44	2.6
2014	18-11	382	21.2	34	57	.596	0	0	.000	24	36	.667	38	38	76	4.2	58	2	2	23	13	20	92	5.1
2015	18-0	375	20.8	40	72	.556	6	18	.333	19	30	.633	37	42	79	4.4	50	2	9	17	7	6	105	5.8
2016	14-14	405	28.9	42	93	.452	4	22	.182	19	35	.543	30	41	71	5.1	30	1	12	13	6	4	107	7.6
Totals	67-29	1417	21.1	132	262	.504	11	47	.234	73	117	.624	119	148	267	4.0	170	5	30	71	28	34	348	5.2

GAME #28 - VS. TENNESSEE - WEDNESDAY, FEB. 24, 2016 - GAMECOCK BASKETBALL



#20 - JUSTIN MCKIE

JUNIOR | GUARD | 6'4" | 197 | 2 LETTERS

COLUMBIA, S.C./IRMO

SEASON NOTABLES

- Put up career numbers in every major category as a sophomore, averaging 3.2 points and 1.8 rebounds in 11.3 minutes per game
- Tallied three points and three assists in exhibition vs. Allen
- Saw action in the opener vs. Norfolk State, scoring five points and collecting one rebound
- Played a season high 19 minutes vs. Lipscomb, scoring six points and dishing a career-high five assists
- Saw action vs. Missouri, scoring two points, with an assist and a steal
- Scored two points with two rebounds at Tennessee
- Played 13 minutes in the win over Mississippi State

MCKIE'S CAREER HIGHS

Points

Career 12, at Marshall (Dec. 1, 2014)
Season 6, vs. Lipscomb (Nov. 27, 2015)

Field Goals

Career 5, at Marshall (Dec. 1, 2014)
Season 3, vs. Lipscomb (Nov. 27, 2015)

Field Goal Attempts

Career 8, at Marshall (Dec. 1, 2014)
Season 6, twice, last vs. Lipscomb (Nov. 27, 2015)

3-Point Field Goals

Career 2, twice, last vs. UNC Asheville (Nov. 26, 2014)
Season 1, twice, last vs. Francis Marion (Dec. 30, 2015)

3-Point Field Goal Attempts

Career 3, 3x, last vs. Oral Roberts (Nov. 16, 2015)
Season 3, twice, last vs. Lipscomb (Nov. 27, 2015)

Free Throws

Career 4, vs. Florida (Jan. 7, 2015)
Season 2, twice, last vs. Missouri (Jan. 16, 2016)

Free Throw Attempts

Career 4, 3x, last vs. Missouri (Jan. 16, 2016)
Season 4, vs. Missouri (Jan. 16, 2016)

Rebounds

Career 4, 6x, last vs. Miss. State (Feb. 28, 2015)
Season 2, 3x, last vs. Francis Marion (Dec. 30, 2015)

Assists

Career 5, vs. Lipscomb (Nov. 27, 2015)
Season 5, vs. Lipscomb (Nov. 27, 2015)

Blocks

Career 1, vs. Oklahoma St. (Dec. 6, 2014)
Season -

Steals

Career 2, vs. Oklahoma St. (Dec. 6, 2014)
Season 1, twice, last vs. Missouri (Jan. 16, 2016)

Minutes Played

Career 23, vs. Miss. State (Feb. 28, 2015)
Season 19, vs. Lipscomb (Nov. 27, 2015)

2015-16

Opponent	Date	GS	Min	FG-GA	Pct	3FG-GA	Pct	FT-FTA	Pct	Off	Def	Tot	Avg	PF	FO	A	TO	Blk	Stl	Pts	Avg
Norfolk State	11/14/15	3	1-2	.500	1-2	.500	2-2	1.000	0	1	1	1.0	0	0	0	0	0	0	0	5	5.0
Oral Roberts	11/16/15	12	0-6	.000	0-3	.000	0-0	.000	1	1	2	1.5	2	0	0	0	0	0	0	0	2.5
vs. DePaul	11/20/15	8	0-0	.000	0-0	.000	0-0	.000	0	1	1	1.3	0	0	0	0	0	0	0	0	1.7
vs. Hofstra	11/22/15	-	-	-	-	-	-	-	-	-	-	-	-	-	-	-	-	-	-	-	-
vs. Tulsa	11/23/15	2	0-0	.000	0-0	.000	0-0	.000	0	0	0	1.0	0	0	0	0	0	0	0	0	1.3
Lipscomb	11/27/15	19	3-6	.500	0-3	.000	0-0	.000	0	1	1	1.0	2	0	5	0	0	1	6	2.2	2.2
Western Carolina	11/30/15	10	0-3	.000	0-1	.000	1-2	.500	0	0	0	0.8	1	0	4	0	0	0	1	2.0	2.0
USF	12/5/15	7	0-0	.000	0-0	.000	0-0	.000	0	2	2	1.0	0	0	0	0	0	0	0	0	1.7
Drexel	12/15/15	11	1-4	.250	0-1	.000	1-2	.500	1	0	1	1.0	2	0	1	0	0	0	3	1.9	1.9
at Clemson	12/18/15	8	1-1	1.000	0-0	.000	0-0	.000	1	0	1	1.0	0	0	0	1	0	0	2	1.9	1.9
vs. St. John's	12/22/15	1	0-0	.000	0-0	.000	0-0	.000	0	0	0	0.9	1	0	1	0	0	0	0	0	1.7
Francis Marion	12/30/15	9	1-3	.333	1-1	1.000	0-0	.000	0	2	2	1.0	1	0	1	0	0	2	3	1.8	1.8
Memphis	1/2/16	1	0-0	.000	0-0	.000	0-0	.000	0	0	0	0.9	0	0	0	0	0	0	0	0	1.7
at Auburn	1/5/16	-	-	-	-	-	-	-	-	-	-	-	-	-	-	-	-	-	-	-	-
Vanderbilt	1/9/16	1	0-0	.000	0-0	.000	0-0	.000	0	1	1	0.9	0	0	0	0	0	0	0	0	1.5
at Alabama	1/13/16	9	0-0	.000	0-0	.000	0-0	.000	0	1	1	0.9	0	0	3	0	0	0	0	0	1.4
Missouri	1/16/16	13	0-3	.000	0-1	.000	2-4	.500	0	0	0	0.9	0	0	1	1	0	1	2	1.5	1.5
at Ole Miss	1/19/16	4	0-1	.000	0-0	.000	0-0	.000	0	0	0	0.8	0	0	0	2	0	0	0	0	1.4
at Tennessee	1/23/16	3	1-3	.333	0-0	.000	0-0	.000	2	0	2	0.9	1	0	0	0	0	0	2	1.5	1.5
Mississippi State	1/26/16	13	0-1	.000	0-0	.000	0-0	.000	0	1	1	0.9	0	0	1	0	0	0	0	0	1.3
Alabama	1/30/16	-	-	-	-	-	-	-	-	-	-	-	-	-	-	-	-	-	-	-	-
at Georgia	2/2/16	2	0-0	.000	0-0	.000	0-0	.000	1	0	1	0.9	0	0	0	0	0	0	0	0	1.3
Texas A&M	2/6/16	-	-	-	-	-	-	-	-	-	-	-	-	-	-	-	-	-	-	-	-
LSU	2/10/16	-	-	-	-	-	-	-	-	-	-	-	-	-	-	-	-	-	-	-	-
Kentucky	2/13/16	9	0-2	.000	0-1	.000	0-0	.000	0	0	0	0.9	1	0	2	1	0	0	0	0	1.2
at Missouri	2/16/16	-	-	-	-	-	-	-	-	-	-	-	-	-	-	-	-	-	-	-	-
Florida	2/20/16	1	0-0	.000	0-0	.000	0-0	.000	0	0	0	0.8	1	0	0	0	0	0	0	0	1.1
Tennessee	2/24/16	-	-	-	-	-	-	-	-	-	-	-	-	-	-	-	-	-	-	-	-
at Mississippi State	2/27/16	-	-	-	-	-	-	-	-	-	-	-	-	-	-	-	-	-	-	-	-
Georgia	3/3/16	-	-	-	-	-	-	-	-	-	-	-	-	-	-	-	-	-	-	-	-
at Arkansas	3/5/16	-	-	-	-	-	-	-	-	-	-	-	-	-	-	-	-	-	-	-	-

CAREER STATISTICS

Season	GP-GS	Min	Avg	FG	FGA	Pct	3FG	3FGA	Pct	FT	FTA	Pct	Off	Def	Tot	Avg	PF	FO	Ast	TO	Blk	Stl	Pts	Avg
2013-14	17-0	80	4.7	3	17	.176	1	8	.125	2	4	.500	4	12	16	0.9	8	0	5	5	0	3	9	0.5
2014-15	25-0	282	11.3	26	67	.388	11	36	.306	18	23	.783	11	33	44	1.8	20	0	8	11	3	9	81	3.2
2015-16	21-0	146	7.0	8	35	.229	2	14	.143	6	10	.600	6	11	17	0.8	12	0	19	5	1	2	24	1.1
Totals	63-0	508	8.1	37	119	.311	14	58	.241	26	37	.703	21	56	77	1.2	40	0	32	21	4	14	114	1.8

CAREER SEC STATISTICS

Season	GP-GS	Min	Avg	FG	FGA	Pct	3FG	3FGA	Pct	FT	FTA	Pct	Off	Def	Tot	Avg	PF	FO	Ast	TO	Blk	Stl	Pts	Avg
2014	9-0	56	6.2	2	11	.182	1	5	.200	0	0	.000	1	9	10	1.1	7	0	5	5	0	2	5	0.6
2015	12-0	130	10.8	5	21	.238	2	11	.182	6	6	1.000	6	12	18	1.5	10	0	1	6	1	2	18	1.5
2016	9-0	55	6.1	1	10	.100	0	3	.000	2	4	.500	3	3	6	0.8	3	0	7	4	0	1	4	0.4
Totals	30-0	241	8.0	8	42	.190	3	19	.158	8	10	.800	10	24	34	1.2	20	0	13	15	1	5	27	0.7

GAME #28 - VS. TENNESSEE - WEDNESDAY, FEB. 24, 2016 - GAMECOCK BASKETBALL



#10 - DUANE NOTICE

JUNIOR | GUARD | 6'2" | 218 | 2 LETTERS

WOODBIDGE, ONTARIO, CANADA/ST. THOMAS MORE (OAKDALE, CONN.)

SEASON NOTABLES

- Is Carolina's top returning scorer after averaging 11.7 points per game last season, posting 20 double-figure scoring games, including three 20-point performances
- Scored three points, dished two assists in exhibition vs. Allen
- Scored a team high 14 points off the bench vs. Norfolk State, hitting three 3s and dishing three assists
- Hit four 3-pointers and scored 18 points in a win over Oral Roberts
- Perfect 2-of-2 from 3-point range in win vs. DePaul, scoring 11 points, all in the first half
- Converted a career-high 7-of-10 attempts from the free throw line against Tulsa, finishing with 11 points
- Season high five assists to go along with 16 points and matched a career high with three steals in win vs. Lipscomb
- Went for 15 points in just 19 minutes off the bench against USF, converting 6-of-8 attempts from the field
- Hit a pair of critical 3-pointers in the second half of the team's win over Clemson, finishing with 10 points
- Scored 20 points off the bench against St. John's, hitting 7-of-10 field goals in 28 minutes
- Was a perfect 12-of-12 at the free throw line against Memphis, a new career high, and added six rebounds
- Scored 20 points off the bench against St. John's, hitting 7-of-10 field goals in 28 minutes
- Hit three 3-pointers and scored 12 points off the bench at Auburn
- Six points and five assists in win vs. Missouri
- Hit four 3-pointers at Ole Miss, finishing with 14 points in 27 minutes of action
- Matched a season high with five assists and added in 14 points off the bench at Tennessee
- Scored 13 points with a career-high three steals in the win over Mississippi State
- Passed 900 career points in the win vs. Alabama.
- Singlehandedly out scored LSU's bench in the team's win, scoring 15 points with four 3s over 29 minutes
- Matched a career high with five 3s and set a new season high with 21 points at Missouri
- Earned his first start of the season and matched a career high with eight assists in the win over Florida

NOTICE'S CAREER HIGHS

Points

Career 27, at Marshall (Dec. 1, 2014)
Season 21, at Missouri (Feb. 17, 2016)

Field Goals

Career 10, at Marshall (Dec. 1, 2014)
Season 8, at Missouri (Feb. 17, 2016)

Field Goal Attempts

Career 18, twice, last at LSU (Jan. 28, 2015)
Season 16, vs. Lipscomb (Nov. 27, 2015)

3-Point Field Goals

Career 5, twice, last at Missouri (Feb. 17, 2016)
Season 5, at Missouri (Feb. 17, 2016)

3-Point Field Goal Attempts

Career 11, twice, last at Alabama (Feb. 24, 2015)
Season 8, 3x, last vs. LSU (Feb. 10, 2016)

Free Throws

Career 12, vs. Memphis (Jan. 2, 2016)
Season 12, vs. Memphis (Jan. 2, 2016)

Free Throw Attempts

Career 12, vs. Memphis (Jan. 2, 2016)
Season 12, vs. Memphis (Jan. 2, 2016)

Rebounds

Career 8, vs. Auburn (March 12, 2014)
Season 6, twice, last at Missouri (Feb. 17, 2016)

Assists

Career 8, twice, last vs. Florida (Feb. 20, 2016)
Season 8, vs. Florida (Feb. 20, 2016)

Blocks

Career 1, 8x, last vs. Lipscomb (Nov. 27, 2015)
Season 1, vs. Lipscomb (Nov. 27, 2015)

Steals

Career 3, 5x, last, vs. Miss. State (Jan. 26, 2016)
Season 3, twice, last vs. Miss. State (Jan. 26, 2016)

Minutes Played

Career 40, vs. Texas A&M (Feb. 21, 2015)
Season 36, twice, last vs. Florida (Feb. 20, 2016)

2015-16

Opponent	Date	GS	Min	FG-FGA	Pct	3FG-FGA	Pct	FT-FTA	Pct	Off	Def	Tot	Avg	PF	FO	A	TO	Blk	Stl	Pts	Avg
Norfolk State	11/14/15		20	4-11	.364	3-6	.500	3-3	1.000	1	2	3	3.0	3	0	3	0	0	0	14	14.0
Oral Roberts	11/16/15		27	6-12	.500	4-7	.571	2-2	1.000	1	3	4	3.5	1	0	0	1	0	2	18	16.0
vs. DePaul	11/20/15		23	3-8	.375	2-2	1.000	3-4	.750	1	1	2	3.0	2	0	3	1	0	1	11	14.3
vs. Hofstra	11/22/15		25	2-7	.285	1-2	.500	2-2	1.000	1	0	1	2.5	0	0	3	0	0	1	7	12.5
vs. Tulsa	11/23/15		29	2-7	.285	0-1	.000	7-10	.700	0	0	0	2.0	0	0	1	1	0	0	11	12.2
Lipscomb	11/27/15		24	5-16	.312	2-6	.333	4-5	.800	2	3	5	2.5	2	0	5	0	1	3	16	12.8
Western Carolina	11/30/15		12	3-6	.500	1-4	.250	0-0	.000	0	0	0	2.1	2	0	0	2	0	0	7	12.0
USF	12/5/15		19	6-8	.750	2-4	.500	1-1	1.000	0	3	3	2.3	0	0	2	1	0	1	15	12.4
Drexel	12/15/15		19	2-6	.333	0-3	.000	1-2	.500	1	1	2	2.2	0	0	0	2	0	1	5	11.6
at Clemson	12/18/15		23	3-10	.300	3-7	.429	1-2	.500	0	2	2	2.1	1	0	1	1	0	0	10	11.4
vs. St. John's	12/22/15		28	7-10	.700	2-2	1.000	4-5	.800	0	0	0	2.0	2	0	1	2	0	2	20	12.2
Francis Marion	12/30/15		18	3-9	.333	3-7	.429	1-2	.500	0	0	0	1.8	1	0	1	0	0	2	10	12.0
Memphis	1/2/16		33	1-8	.125	1-6	.167	12-12	1.000	0	6	6	2.2	2	0	3	1	0	0	15	12.2
at Auburn	1/5/16		32	4-10	.400	3-6	.500	1-2	.500	0	3	3	2.2	1	0	2	0	0	1	12	12.2
Vanderbilt	1/9/16		31	2-7	.286	2-4	.500	2-2	1.000	1	1	2	2.2	0	0	4	3	0	0	8	11.9
at Alabama	1/13/16		22	2-8	.250	0-4	.000	3-3	1.000	0	1	1	2.1	1	0	3	0	0	0	7	11.6
Missouri	1/16/16		29	2-10	.200	1-6	.166	1-2	.500	1	4	5	2.3	0	0	2	1	0	1	6	11.3
at Ole Miss	1/19/16		27	5-13	.385	4-8	.500	0-0	.000	0	0	0	2.2	2	0	1	2	0	0	14	11.4
at Tennessee	1/23/16		27	5-8	.625	2-4	.500	2-4	.500	1	3	4	2.3	3	0	5	1	0	0	14	11.6
Mississippi State	1/26/16		25	3-10	.300	2-8	.250	5-6	.833	0	4	4	2.4	4	0	3	2	0	3	13	11.7
Alabama	1/30/16		28	2-6	.333	1-3	.333	2-6	.333	1	2	3	2.4	1	0	0	0	0	1	7	11.4
at Georgia	2/2/16		30	2-8	.250	2-6	.500	0-0	.000	0	1	1	2.3	2	0	3	1	0	0	6	11.2
Texas A&M	2/6/16		21	2-4	.500	1-3	.333	0-0	.000	0	1	1	2.3	2	0	2	2	0	1	5	10.9
LSU	2/10/16		29	5-10	.500	4-8	.500	1-2	.500	0	1	1	2.3	2	0	0	0	0	2	15	11.1
Kentucky	2/13/16		27	3-5	.600	2-3	.667	2-2	1.000	1	0	1	2.2	2	0	0	1	0	0	10	11.0
at Missouri	2/16/16		36	8-14	.571	5-7	.714	0-0	.000	2	4	6	2.3	1	0	1	1	0	0	21	11.4
Florida	2/20/16	*	36	2-5	.400	1-4	.250	0-0	.000	2	2	4	2.4	4	0	8	1	0	1	5	11.2
Tennessee	2/24/16																				
at Mississippi State	2/27/16																				
Georgia	3/3/16																				
at Arkansas	3/5/16																				

CAREER STATISTICS

Season	GP-GS	Min	Avg	FG	FGA	Pct	3FG	3FGA	Pct	FT	FTA	Pct	Off	Def	Tot	Avg	PF	FO	Ast	TO	Blk	Stl	Pts	Avg
2013-14	34-22	856	25.2	90	237	.380	21	58	.362	78	116	.672	35	64	99	2.9	72	2	99	89	4	20	279	8.2
2014-15	33-33	987	29.9	127	337	.377	61	168	.363	72	91	.791	20	67	87	2.6	61	0	89	60	4	29	387	11.7
2015-16	27-1	700	25.9	94	236	.398	54	131	.412	60	79	.759	16	49	65	2.4	41	0	57	27	1	23	302	11.2
Totals	94-56	2543	27.1	311	810	.384	136	357	.381	210	286	.734	71	180	251	2.7	174	2	245	176	9	72	968	10.3

CAREER SEC STATISTICS

Season	GP-GS	Min	Avg	FG	FGA	Pct	3FG	3FGA	Pct	FT	FTA	Pct	Off	Def	Tot	Avg	PF	FO	Ast	TO	Blk	Stl	Pts	Avg
2014	18-14	516	28.7	48	133	.361	8	30	.267	46	71	.648	19	34	53	2.9	41	1	50	58	1	11	150	8.3
2015	18-18	548	30.4	62	191	.325	33	102	.324	26	36	.722	12	35	47	2.6	35	0	48	30	2	11	183	10.2
2016	14-1	400	28.6	47	118	.398	30	74	.405	19	29	.655	9	28	37	2.6	25	0	34	15	0	10	143	10.2
Totals	50-33	1464	29.3	157	442	.355	71	206	.345	91	136	.669	40	97	137	2.7	101	1	132	103	3	32	478	9.5

GAME #28 - VS. TENNESSEE - WEDNESDAY, FEB. 24, 2016 - GAMECOCK BASKETBALL



#0 - SINDARIUS THORNWELL

JUNIOR | GUARD | 6'5" | 215 | 2 LETTERS

LANCASTER, S.C./OAK HILL ACADEMY (WILSON, VA.)

SEASON NOTABLES

- Enters this season healthy after dealing with knee tendonitis last season
- Has scored in double figures in 45 of his 67 career games, including nine 20-point performances
- Led all scorers with 17 points, while collecting three rebounds in exhibition vs. Allen
- Along with Notice, led the team with 14 points, hitting a three and posting a 7-of-9 effort from the free throw line, while also dishing two assists with three steals in opener vs. Norfolk State
- Passed out seven assists without committing a turnover in a win over Oral Roberts
- Posted fourth-career double-double with 10 points and a team high 10 rebounds in win vs. DePaul
- 14 points on 4-of-8 shooting vs. Hofstra, also pulled down team high nine rebounds with six assists
- Scored 16 points with five steals in the Paradise Jam championship against Tulsa to earn tournament MVP
- Came two rebounds shy of a double-double against Western Carolina, adding in 10 points and three assists
- Scored 13 points with five assists and four rebounds against Drexel
- Pulled down nine rebounds and lit up the arena with a momentum-swinging dunk against Clemson
- Scored a season-high 18 points against Memphis, adding three steals and six rebounds in 36 minutes
- Went for his 10th career 20-point game at Auburn, hitting five 3-pointers with seven assists and three steals
- Reached 1,000 career points in the win over Vanderbilt, finishing with 19 points and eight rebounds
- Matched season high with 22 points, 5 rebounds, 4 assists and 3 steals in win vs. Missouri
- Played a season-high 41 minutes in the overtime win at Ole Miss, dishing out six assists
- Broke out of a shooting slump with 15 points on 4-of-9 shooting in the win over Mississippi State
- Scored 14 points with seven rebounds in the win over Alabama
- Fifth-career double-double with 18 points and 11 rebounds in loss at Georgia; 11 rebounds matches career high
- Played his best all-around game of the season, scoring 25 points with nine assists and six rebounds at Texas A&M
- Led the team with 24 points in the win over LSU, scoring 11 from the free throw line to set a new career high
- Played a career-high 44 minutes in the win over Florida, scoring 17 points

THORNWELL'S CAREER HIGHS

Points

Career 26, at Georgia (Jan. 22, 2014)
Season 25, at Texas A&M (Feb. 6, 2016)

Field Goals

Career 9, 3x, last at Texas A&M (Feb. 6, 2016)
Season 9, at Texas A&M (Feb. 6, 2016)

Field Goal Attempts

Career 24, vs. Charlotte (Nov. 21, 2014)
Season 20, at Texas A&M (Feb. 6, 2016)

3-Point Field Goals

Career 5, at Auburn (Jan. 5, 2016)
Season 5, at Auburn (Jan. 5, 2016)

3-Point Field Goal Attempts

Career 10, twice, last vs. Charlotte (Nov. 21, 2014)
Season 8, 3x, last at Texas A&M (Feb. 6, 2016)

Free Throws

Career 11, vs. LSU (Feb. 10, 2016)
Season 11, vs. LSU (Feb. 10, 2016)

Free Throw Attempts

Career 14, twice, last vs. LSU (Feb. 10, 2016)
Season 14, twice, last vs. LSU (Feb. 10, 2016)

Rebounds

Career 11, 3x, last at Georgia (Feb. 2, 2016)
Season 11, at Georgia (Feb. 2, 2016)

Assists

Career 9, twice, last at Texas A&M (Feb. 6, 2016)
Season 9, at Texas A&M (Feb. 6, 2016)

Blocks

Career 2, 9x, last at Georgia (Feb. 2, 2016)
Season 2, 3x, last at Georgia (Feb. 2, 2016)

Steals

Career 6, vs. UNC Asheville (Nov. 26, 2014)
Season 5, vs. Tulsa (Nov. 23, 2015)

Minutes Played

Career 44, vs. Florida (Feb. 20, 2016)
Season 44, vs. Florida (Feb. 20, 2016)

2015-16

Opponent	Date	GS	Min	FG-FGA	Pct	3FG-3FGA	Pct	FT-FTA	Pct	Off	Def	Tot	Avg	PF	FO	A	TO	Blk	Stl	Pts	Avg
Norfolk State	11/14/15	*	31	3-9	.333	1-3	.333	7-9	.778	0	4	4	4.0	2	0	2	3	0	3	14	14.0
Oral Roberts	11/16/15	*	32	3-15	.200	1-4	.250	4-6	.667	1	2	3	3.5	1	0	7	0	0	0	11	12.5
vs. DePaul	11/20/15	*	31	4-10	.400	0-1	.000	2-3	.667	3	7	10	5.7	3	0	3	3	0	2	10	11.7
vs. Hofstra	11/22/15	*	33	4-8	.500	0-2	.000	6-8	.750	1	8	9	6.5	1	0	6	0	0	0	14	12.3
vs. Tulsa	11/23/15	*	30	4-10	.400	2-4	.500	6-6	1.000	0	3	3	5.8	3	0	2	2	0	5	16	13.0
Lipscomb	11/27/15	*	30	0-5	.000	0-3	.000	2-4	.500	0	5	5	5.7	2	0	6	4	0	2	2	11.2
Western Carolina	11/30/15	*	25	3-12	.250	2-6	.333	2-2	1.000	2	6	8	6.0	0	0	3	3	0	2	10	11.0
USF	12/5/15	*	27	6-13	.462	2-7	.286	1-1	1.000	0	0	0	5.3	2	0	2	1	0	0	15	11.5
Drexel	12/15/15	*	28	4-8	.500	2-3	.667	3-4	.750	1	3	4	5.1	1	0	5	1	0	1	13	11.7
at Clemson	12/18/15	*	31	2-10	.200	1-6	.167	3-3	1.000	3	6	9	5.5	2	0	3	2	1	0	8	11.3
vs. St. John's	12/22/15	*	32	2-5	.400	1-3	.333	5-6	.833	1	3	4	5.4	2	0	3	2	0	0	10	11.2
Francis Marion	12/30/15	*	22	2-5	.400	1-4	.250	2-2	1.000	1	2	3	5.2	2	0	4	2	0	2	7	10.8
Memphis	1/2/16	*	36	4-8	.500	1-3	.333	9-14	.643	1	5	6	5.2	3	0	2	3	2	3	18	11.4
at Auburn	1/5/16	*	36	6-10	.600	5-8	.625	5-6	.833	0	2	2	5.0	1	0	7	3	0	3	22	12.1
Vanderbilt	1/9/16	*	35	6-14	.429	0-3	.000	7-9	.778	2	6	8	5.2	2	0	2	1	0	1	19	12.6
at Alabama	1/13/16	*	31	1-6	.167	0-3	.000	0-0	.000	1	1	2	5.0	1	0	0	3	1	1	2	11.9
Missouri	1/16/16	*	32	7-13	.538	2-6	.333	6-7	.857	1	4	5	5.0	2	0	4	2	1	3	22	12.5
at Ole Miss	1/19/16	*	41	1-15	.067	0-3	.000	3-8	.375	0	2	2	4.8	3	0	6	3	0	1	5	12.1
at Tennessee	1/23/16	*	31	1-8	.125	0-3	.000	0-2	.000	0	0	0	4.6	1	0	4	5	0	0	2	11.6
Mississippi State	1/26/16	*	24	4-9	.444	1-1	1.000	6-6	1.000	1	3	4	4.6	3	0	2	3	1	1	15	11.8
Alabama	1/30/16	*	37	4-9	.444	2-3	.667	4-4	1.000	4	3	7	4.7	3	0	0	4	1	0	14	11.9
at Georgia	2/2/16	*	37	5-15	.333	2-8	.250	6-6	1.000	3	8	11	5.0	1	0	1	1	2	1	18	12.1
Texas A&M	2/6/16	*	39	9-20	.450	4-8	.500	3-4	.750	3	6	9	5.0	0	0	9	1	0	3	25	12.7
LSU	2/10/16	*	36	6-15	.400	1-5	.200	11-14	.786	1	5	6	5.0	1	0	5	3	1	1	24	13.2
Kentucky	2/13/16	*	31	3-10	.300	0-3	.000	1-2	.500	0	2	2	4.9	2	0	3	6	1	1	7	12.9
at Missouri	2/16/16	*	38	2-11	.181	1-5	.200	4-4	1.000	0	2	2	4.8	2	0	5	1	0	2	9	12.8
Florida	2/20/16	*	44	5-15	.333	1-2	.500	6-6	1.000	3	0	3	4.7	3	0	2	3	0	1	17	12.9
Tennessee	2/24/16																				
at Mississippi State	2/27/16																				
Georgia	3/3/16																				
at Arkansas	3/5/16																				

CAREER STATISTICS

Season	GP-GS	Min	Avg	FG	FGA	Pct	3FG	3FGA	Pct	FT	FTA	Pct	Off	Def	Tot	Avg	PF	FO	Ast	TO	Blk	Stl	Pts	Avg
2013-14	34-34	1007	29.6	143	370	.386	37	100	.370	131	178	.736	48	91	139	4.1	100	2	101	106	21	40	454	13.4
2014-15	33-33	1011	30.6	114	335	.340	38	142	.268	101	141	.716	50	111	161	4.9	83	3	73	71	11	43	367	11.1
2015-16	27-27	880	32.6	101	288	.351	33	110	.300	114	146	.781	33	94	127	4.7	49	0	98	64	11	39	349	12.9
Totals	94-94	2898	30.9	358	993	.361	108	352	.307	346	465	.744	131	296	427	4.5	232	5	272	241	43	122	1170	12.4

CAREER SEC STATISTICS

Season	GP-GS	Min	Avg	FG	FGA	Pct	3FG	3FGA	Pct	FT	FTA	Pct	Off	Def	Tot	Avg	PF	FO	Ast	TO	Blk	Stl	Pts	Avg
2014	18-18	597	33.2	90	229	.393	21	60	.350	79	105	.752	29	56	85	4.7	55	2	72	75	13	21	280	15.6
2015	18-18	578	32.1	55	180	.306	23	83	.277	58	76	.763	24	52	76	4.2	47	2	39	44	3	19	191	10.6
2016	14-14	492	35.1	60	170	.353	19	61	.311	62	78	.795	19	40	59	4.2	25	0	50	38	8	19	201	14.4
Totals	50-50	1667	33.3	205	579	.354	63	204	.309	199	259	.768	72	148	220	4.4	127	4	161	157	24	59	672	13.4

GAME #28 - VS. TENNESSEE - WEDNESDAY, FEB. 24, 2016 - GAMECOCK BASKETBALL



#1 MARCUS STROMAN

SOPHOMORE | GUARD | 6'2" | 185 | 1 LETTER

COLUMBIA, S.C./KEENAN

SEASON NOTABLES

- Returns as team's top assist maker after posting 3.1 per game as a freshman last season
- Dished a team-high five assists and collected three steals in exhibition vs. Allen
- Scored five points, with three rebounds and two assists in 17 minutes off the bench vs. Norfolk State
- Scored season high seven points in win vs. DePaul
- DNP vs. Lipscomb due to an outside left quad strain
- Picked four steals in a win over Western Carolina, a new career high
- Pulled down a season-high five rebounds against Drexel
- Attempted a career-high eight free throws against Memphis, converting five
- Matched his career-high with 10 points at Auburn, hitting all eight of his free throws for another career high
- Gave the offense a boost off the bench with seven points, three assists and no turnovers against Vanderbilt
- DNP vs. Missouri due to concussion related symptoms
- Returned to action at Ole Miss, playing 15 minutes in the win
- Commanded the offense in the second half of the team's win over Miss. State, finishing with three assists
- Pulled down a season-high six rebounds in the win over Alabama

STROMAN'S CAREER HIGHS

Points

Career 10, 3x, at Auburn (Jan. 5, 2016)

Season 10, at Auburn (Jan. 5, 2016)

Field Goals

Career 4, vs. Akron (Nov. 23, 2014)

Season 2, 3x, last vs. Florida (Feb. 20, 2016)

Field Goal Attempts

Career 9, at Arkansas (Feb. 3, 2015)

Season 6, vs. DePaul (Nov. 20, 2015)

3-Point Field Goals

Career 1, 4x last, vs. Vanderbilt (Jan. 9, 2016)

Season 1, 3x, last vs. Vanderbilt (Jan. 9, 2016)

3-Point Field Goal Attempts

Career 3, 3x, last vs. DePaul (Nov. 20, 2015)

Season 3, vs. DePaul (Nov. 20, 2015)

Free Throws

Career 8, at Auburn (Jan. 5, 2016)

Season 8, at Auburn (Jan. 5, 2016)

Free Throw Attempts

Career 8, twice, last at Auburn (Jan. 5, 2016)

Season 8, twice, last at Auburn (Jan. 5, 2016)

Rebounds

Career 8, vs. Oklahoma St. (Dec. 6, 2014)

Season 6, vs. Alabama (Jan. 30, 2016)

Assists

Career 8, vs. Coker (Dec. 21, 2014)

Season 3, 3x, last vs. Vanderbilt (Jan. 9, 2016)

Blocks

Career 1, 7x, last vs. Vanderbilt (Jan. 9, 2016)

Season 1, 4x, last vs. Vanderbilt (Jan. 9, 2016)

Steals

Career 4, vs. Western Carolina (Nov. 30, 2015)

Season 4, vs. Western Carolina (Nov. 30, 2015)

Minutes Played

Career 29, vs. Florida (Jan. 7, 2015)

Season 23, vs. Vanderbilt (Jan. 9, 2016)

2015-16

Opponent	Date	GS	Min	FG-FGA	Pct	3FG-FGA	Pct	FT-FTA	Pct	Off	Def	Tot	Avg	PF	FO	A	TO	Blk	Stl	Pts	Avg				
Norfolk State	11/14/15	17	1-1	1.000	1-1	1.000	2-4	.500	1	2	3	3.0	0	0	2	2	0	0	5	5.0					
Oral Roberts	11/16/15	22	0-3	.000	0-1	.000	0-0	.000	1	0	1	2.0	1	0	1	0	0	0	0	2.5					
vs. DePaul	11/20/15	18	2-6	.333	1-3	.333	2-2	1.000	0	3	3	2.3	2	0	0	1	0	0	7	4.0					
vs. Hofstra	11/22/15	15	0-1	.000	0-0	.000	0-0	.000	1	0	1	2.0	4	0	2	0	0	1	0	3.0					
vs. Tulsa	11/23/15	19	1-1	1.000	0-0	.000	0-2	.000	0	2	2	2.0	1	0	1	3	0	0	2	2.8					
Lipscomb	11/27/15	-	-	-	-	-	-	-	DNP - Quad Injury											-	-	-	-	-	-
Western Carolina	11/30/15	21	0-2	.000	0-0	.000	1-2	.500	0	3	3	2.2	0	0	3	3	1	4	1	2.5					
USF	12/5/15	10	1-1	1.000	0-0	.000	0-0	.000	1	2	3	2.3	0	0	3	1	1	0	2	2.4					
Drexel	12/15/15	16	0-1	.000	0-0	.000	2-4	.500	1	4	5	2.6	1	0	2	2	1	0	2	2.4					
at Clemson	12/18/15	10	0-1	.000	0-0	.000	0-0	.000	0	1	1	2.4	0	0	2	0	0	1	0	2.1					
vs. St. John's	12/22/15	16	0-2	.000	0-0	.000	2-2	1.000	1	0	1	2.3	2	0	2	0	0	1	2	2.1					
Francis Marion	12/30/15	12	0-0	.000	0-0	.000	2-2	1.000	0	2	2	2.3	0	0	0	2	0	0	2	2.1					
Memphis	1/2/16	19	0-1	.000	0-0	.000	5-8	.625	0	2	2	2.3	3	0	2	0	0	2	5	2.3					
at Auburn	1/5/16	21	1-1	1.000	0-0	.000	8-8	1.000	1	1	2	2.2	2	0	0	1	0	1	10	2.9					
Vanderbilt	1/9/16	23	2-5	.400	1-1	1.000	2-4	.500	0	2	2	2.2	3	0	3	0	1	0	7	3.2					
at Alabama	1/13/16	16	0-2	.000	0-0	.000	0-0	.000	0	1	1	2.1	2	0	0	0	0	1	0	3.0					
Missouri	1/16/16	-	-	-	-	-	-	-	DNP - Concussion-related symptoms											-	-	-	-	-	-
at Ole Miss	1/19/16	15	0-1	.000	0-0	.000	0-0	.000	0	1	1	2.1	4	0	2	1	0	2	0	2.8					
at Tennessee	1/23/16	12	0-1	.000	0-0	.000	0-0	.000	1	0	1	2.0	1	0	0	3	0	0	0	2.6					
Mississippi State	1/26/16	22	1-3	.333	0-0	.000	0-2	.000	2	0	2	2.0	2	0	3	2	0	0	2	2.6					
Alabama	1/30/16	18	0-4	.000	0-0	.000	1-2	.500	1	5	6	2.2	1	0	0	1	0	2	0	2.5					
at Georgia	2/2/16	6	0-1	.000	0-0	.000	0-0	.000	0	1	1	2.2	0	0	0	0	0	0	0	2.4					
Texas A&M	2/6/16	6	0-0	.000	0-0	.000	0-0	.000	0	0	0	2.0	3	0	2	1	0	0	0	2.3					
LSU	2/10/16	12	0-0	.000	0-0	.000	3-4	.750	0	3	3	2.1	0	0	1	0	0	0	3	2.3					
Kentucky	2/13/16	9	0-1	.000	0-0	.000	0-0	.000	0	1	1	2.0	3	0	0	2	0	0	0	2.2					
at Missouri	2/16/16	2	0-0	.000	0-0	.000	0-0	.000	0	0	0	2.0	1	0	1	1	0	0	0	2.1					
Florida	2/20/16	19	2-2	1.000	0-0	.000	0-2	.000	0	3	3	2.0	2	0	0	1	0	0	4	2.2					
Tennessee	2/24/16	-	-	-	-	-	-	-	-	-	-	-	-	-	-	-	-	-	-	-					
at Mississippi State	2/27/16	-	-	-	-	-	-	-	-	-	-	-	-	-	-	-	-	-	-	-					
Georgia	3/3/16	-	-	-	-	-	-	-	-	-	-	-	-	-	-	-	-	-	-	-					
at Arkansas	3/5/16	-	-	-	-	-	-	-	-	-	-	-	-	-	-	-	-	-	-	-					

CAREER STATISTICS

Season	GP-GS	Min	Avg	FG	FGA	Pct	3FG	3FGA	Pct	FT	FTA	Pct	Off	Def	Tot	Avg	PF	FO	Ast	TO	Blk	Stl	Pts	Avg
2014-15	28-0	573	20.5	39	104	.375	2	18	.111	41	63	.651	16	57	73	2.6	61	0	87	57	4	22	121	4.3
2015-16	25-0	376	15.0	11	41	.268	3	6	.500	30	46	.652	11	39	50	2.0	20	0	32	28	4	15	55	2.2
Totals	53-0	949	17.9	50	145	.345	5	24	.208	71	109	.651	27	96	123	2.3	99	0	119	85	8	37	176	3.3

CAREER SEC STATISTICS

Season	GP-GS	Min	Avg	FG	FGA	Pct	3FG	3FGA	Pct	FT	FTA	Pct	Off	Def	Tot	Avg	PF	FO	Ast	TO	Blk	Stl	Pts	Avg
2015	13-0	253	19.5	16	49	.327	1	11	.091	16	25	.640	5	17	22	1.7	31	0	34	24	2	10	49	3.8
2016	13-0	181	13.9	6	21	.286	1	1	1.000	14	22	.636	5	18	23	1.8	24	0	12	13	1	6	27	2.1
Totals	26-0	434	16.7	22	70	.314	2	12	.167	30	47	.639	10	35	45	1.7	55	0	46	37	3	16	76	2.9

GAME #28 - VS. TENNESSEE - WEDNESDAY, FEB. 24, 2016 - GAMECOCK BASKETBALL



#5 TEMARCUS BLANTON

R-FRESHMAN | GUARD | 6'5" | 215 | HS

LOCUST GROVE, GA./LUELLA

SEASON NOTABLES

- Returns after suffering a season-ending hip injury which required surgery during the 2014-15 preseason
- Scored seven points in just six minutes in exhibition vs. Allen
- Played seven minutes against Western Carolina, recording his first two career field goal attempts and a steal
- Scored his first career points in the win over USE, playing six minutes against the Bulls
- Hit both attempts from 3 against Drexel, his first made field goals at Carolina

BLANTON'S SEASON HIGHS

Points

6, vs. Drexel (Dec. 15, 2015)

Field Goals

2, vs. Drexel (Dec. 15, 2015)

Field Goal Attempts

2, 3x, last vs. Francis Marion (Dec. 30, 2015)

3-Point Field Goals

2, vs. Drexel (Dec. 15, 2015)

3-Point Field Goal Attempts

2, vs. Drexel (Dec. 15, 2015)

Free Throws

2, twice, last vs. Francis Marion (Dec. 30, 2015)

Free Throw Attempts

2, twice, last vs. Francis Marion (Dec. 30, 2015)

Rebounds

3, vs. Francis Marion (Dec. 30, 2015)

Assists

1, twice, last vs. Western Carolina (Nov. 30, 2015)

Blocks

-

Steals

1, twice, last vs. USE (Dec. 5, 2015)

Minutes Played

7, vs. Western Carolina (Nov. 30, 2015)

2015-16

Opponent	Date	GS	Min	FG-FGA	Pct	3FG-FGA	Pct	FT-FTA	Pct	Off	Def	Tot	Avg	PF	FO	A	TO	Blk	Sd	Pts	Avg
Norfolk State	11/14/15	1	0-0	.000	0-0	.000	0-0	.000	0-0	0	0	0	0.0	1	0	1	0	0	0	0	0.0
Oral Roberts	11/16/15	1	0-0	.000	0-0	.000	0-0	.000	0	0	0	0	0.0	1	0	0	0	0	0	0	0.0
vs. DePaul	11/20/15	-	-	-	-	-	-	-	-	-DNP - Coach's Decision-	-	-	-	-	-	-	-	-	-	-	-
vs. Hofstra	11/22/15	-	-	-	-	-	-	-	-	-DNP - Coach's Decision-	-	-	-	-	-	-	-	-	-	-	-
vs. Tulsa	11/23/15	-	-	-	-	-	-	-	-	-DNP - Coach's Decision-	-	-	-	-	-	-	-	-	-	-	-
Lipscomb	11/27/15	5	0-0	.000	0-0	.000	0-0	.000	0	0	0	0	0.0	1	0	0	1	0	0	0	0.0
Western Carolina	11/30/15	7	0-2	.000	0-0	.000	0-0	.000	0	0	0	0	0.0	0	0	1	0	0	1	0	0.0
USF	12/5/15	6	0-1	.000	0-0	.000	2-2	1.000	0	1	1	0.2	0	0	0	0	0	0	1	2	0.4
Drexel	12/15/15	3	2-2	1.000	2-2	1.000	0-0	.000	0	1	1	0.3	0	0	0	0	0	0	0	6	1.3
at Clemson	12/18/15	-	-	-	-	-	-	-	-	-DNP - Coach's Decision-	-	-	-	-	-	-	-	-	-	-	-
vs. St. John's	12/22/15	-	-	-	-	-	-	-	-	-DNP - Coach's Decision-	-	-	-	-	-	-	-	-	-	-	-
Francis Marion	12/30/15	6	0-2	.000	0-1	.000	2-2	1.000	2	1	3	0.7	1	0	0	0	0	0	2	1.4	-
Memphis	1/2/16	-	-	-	-	-	-	-	-	-DNP - Coach's Decision-	-	-	-	-	-	-	-	-	-	-	-
at Auburn	1/5/16	-	-	-	-	-	-	-	-	-DNP - Coach's Decision-	-	-	-	-	-	-	-	-	-	-	-
Vanderbilt	1/9/16	-	-	-	-	-	-	-	-	-DNP - Coach's Decision-	-	-	-	-	-	-	-	-	-	-	-
at Alabama	1/13/16	-	-	-	-	-	-	-	-	-DNP - Coach's Decision-	-	-	-	-	-	-	-	-	-	-	-
Missouri	1/16/16	-	-	-	-	-	-	-	-	-DNP - Coach's Decision-	-	-	-	-	-	-	-	-	-	-	-
at Ole Miss	1/19/16	-	-	-	-	-	-	-	-	-DNP - Coach's Decision-	-	-	-	-	-	-	-	-	-	-	-
at Tennessee	1/23/16	-	-	-	-	-	-	-	-	-DNP - Coach's Decision-	-	-	-	-	-	-	-	-	-	-	-
Mississippi State	1/26/16	-	-	-	-	-	-	-	-	-DNP - Coach's Decision-	-	-	-	-	-	-	-	-	-	-	-
Alabama	1/30/16	-	-	-	-	-	-	-	-	-DNP - Coach's Decision-	-	-	-	-	-	-	-	-	-	-	-
at Georgia	2/2/16	-	-	-	-	-	-	-	-	-DNP - Coach's Decision-	-	-	-	-	-	-	-	-	-	-	-
Texas A&M	2/6/16	-	-	-	-	-	-	-	-	-DNP - Coach's Decision-	-	-	-	-	-	-	-	-	-	-	-
LSU	2/10/16	-	-	-	-	-	-	-	-	-DNP - Coach's Decision-	-	-	-	-	-	-	-	-	-	-	-
Kentucky	2/13/16	-	-	-	-	-	-	-	-	-DNP - Coach's Decision-	-	-	-	-	-	-	-	-	-	-	-
at Missouri	2/16/16	-	-	-	-	-	-	-	-	-DNP - Coach's Decision-	-	-	-	-	-	-	-	-	-	-	-
Florida	2/20/16	-	-	-	-	-	-	-	-	-DNP - Coach's Decision-	-	-	-	-	-	-	-	-	-	-	-
Tennessee	2/24/16	-	-	-	-	-	-	-	-	-	-	-	-	-	-	-	-	-	-	-	-
at Mississippi State	2/27/16	-	-	-	-	-	-	-	-	-	-	-	-	-	-	-	-	-	-	-	-
Georgia	3/3/16	-	-	-	-	-	-	-	-	-	-	-	-	-	-	-	-	-	-	-	-
at Arkansas	3/5/16	-	-	-	-	-	-	-	-	-	-	-	-	-	-	-	-	-	-	-	-

CAREER STATISTICS

Season	GP-GS	Min	Avg	FG	FGA	Pct	3FG	3FGA	Pct	FT	FTA	Pct	Off	Def	Tot	Avg	PF	FO	Ast	TO	Blk	Stl	Pts	Avg
2015-16	7-0	29	4.1	2	7	.286	2	4	.500	4	4	1.000	2	3	5	0.7	4	0	2	1	0	2	10	1.4

CAREER SEC STATISTICS

Season	GP-GS	Min	Avg	FG	FGA	Pct	3FG	3FGA	Pct	FT	FTA	Pct	Off	Def	Tot	Avg	PF	FO	Ast	TO	Blk	Stl	Pts	Avg
2016																								



#23 ERIC COBB

FRESHMAN | FORWARD | 6'9" | 296 | HS

JACKSONVILLE, FLA./ST. FRANCIS ACADEMY (BALTIMORE)

SEASON NOTABLES

- Noted as a true post player who has the ability to play with his back to the basket
- 4-star prospect by several outlets
- Led the team with 14 rebounds, while adding eight points in exhibition vs. Allen
- Saw action vs. Norfolk State, scored two points
- Earned extended playing time with an efficient day against Oral Roberts, with six points and three rebounds in 12 minutes
- Saw action vs. DePaul, collecting three rebounds
- Hit a pair of field goals in a win over Western Carolina
- Pulled down a season-best four rebounds against Drexel
- Provided a big boost off the bench vs. Clemson, with four points and a new season-high of five rebounds
- Played a season-high 16 minutes with seven rebounds against Francis Marion
- Hit his first career free throw against Alabama, attempting four despite just one minute of playing time

COBB'S SEASON HIGHS

Points

6, vs. Oral Roberts (Nov. 16, 2015)

Field Goals

3, vs. Oral Roberts (Nov. 16, 2015)

Field Goal Attempts

4, vs. Western Carolina (Nov. 30, 2015)

3-Point Field Goals

-

3-Point Field Goal Attempts

-

Free Throws

1, vs. Alabama (Jan. 30, 2016)

Free Throw Attempts

4, vs. Alabama (Jan. 30, 2016)

Rebounds

7, vs. Francis Marion (Dec. 30, 2015)

Assists

2, vs. Francis Marion (Dec. 30, 2015)

Blocks

1, twice, last vs. Francis Marion (Dec. 30, 2015)

Steals

1, vs. Norfolk State (Nov. 14, 2015)

Minutes Played

16, vs. Francis Marion (Dec. 30, 2015)

2015-16

Opponent	Date	GS	Min	FG-FGA	Pct	3FG-FGA	Pct	FT-FTA	Pct	Off	Def	Tot	Avg	PF	FO	A	TO	Blk	Stl	Pts	Avg
Norfolk State	11/14/15	8	1-1	1.000	0-0	.000	0-1	.000	0	1	1	1.0	2	0	0	1	0	1	2	2.0	
Oral Roberts	11/16/15	12	3-3	1.000	0-0	.000	0-0	.000	2	1	3	2.0	1	0	0	1	0	0	8	5.0	
vs. DePaul	11/20/15	11	0-0	.000	0-0	.000	0-0	.000	0	3	3	2.3	0	0	0	0	0	0	0	2.7	
vs. Hofstra	11/22/15	4	1-2	.500	0-0	.000	0-0	.000	0	0	0	1.8	1	0	0	0	0	0	2	2.5	
vs. Tulsa	11/23/15	9	1-2	.500	0-0	.000	0-0	.000	0	3	3	2.0	4	0	0	2	0	0	2	2.4	
Lipscomb	11/27/15	2	0-0	.000	0-0	.000	0-0	.000	0	1	1	1.8	0	0	0	0	0	0	0	2.0	
Western Carolina	11/30/15	10	2-4	.500	0-0	.000	0-2	.000	1	0	1	1.7	0	0	0	1	0	0	4	2.3	
USF	12/5/15	8	0-0	.000	0-0	.000	0-0	.000	0	1	1	1.6	1	0	1	1	0	0	0	2.0	
Drexel	12/15/15	12	0-1	.000	0-0	.000	0-0	.000	0	4	4	1.9	2	0	0	1	1	0	0	1.8	
at Clemson	12/18/15	11	2-2	1.000	0-0	.000	0-0	.000	2	3	5	2.2	2	0	0	1	0	0	4	1.9	
vs. St. John's	12/22/15	6	0-0	.000	0-0	.000	0-0	.000	1	2	3	2.3	2	0	0	1	0	0	0	1.8	
Francis Marion	12/30/15	16	1-1	1.000	0-0	.000	0-7	.000	4	3	7	2.7	0	0	2	2	1	0	2	1.8	
Memphis	1/2/16	3	0-0	.000	0-0	.000	0-0	.000	0	0	0	2.5	2	0	0	0	0	0	0	1.7	
at Auburn	1/5/16	-	-	-	-	-	-	-	-	-	-	-	-	-	-	-	-	-	-	-	
-DNP - Coach's Decision-																					
Vanderbilt	1/9/16	4	0-0	.000	0-0	.000	0-0	.000	0	3	3	2.5	0	0	0	0	0	0	0	1.6	
at Alabama	1/13/16	3	1-2	.500	0-0	.000	0-0	.000	1	1	2	2.5	0	0	0	0	0	0	2	1.6	
Missouri	1/16/16	2	0-0	.000	0-0	.000	0-0	.000	0	0	0	2.3	0	0	0	1	0	0	0	1.5	
at Ole Miss	1/19/16	-	-	-	-	-	-	-	-	-	-	-	-	-	-	-	-	-	-	-	
-DNP - Coach's Decision-																					
at Tennessee	1/23/16	2	0-1	.000	0-0	.000	0-0	.000	1	1	2	2.3	0	0	0	0	0	0	0	1.4	
Mississippi State	1/26/16	4	0-0	.000	0-0	.000	0-4	.000	0	1	1	2.2	1	0	0	0	0	0	0	1.3	
Alabama	1/30/16	1	0-0	.000	0-0	.000	1-4	.250	1	0	1	2.2	1	0	0	0	0	0	1	1.3	
at Georgia	2/2/16	3	0-0	.000	0-0	.000	0-0	.000	0	0	0	2.1	0	0	0	0	0	0	0	1.3	
Texas A&M	2/6/16	-	-	-	-	-	-	-	-	-	-	-	-	-	-	-	-	-	-	-	
-DNP - Coach's Decision-																					
LSU	2/10/16	1	0-0	.000	0-0	.000	0-0	.000	0	0	0	2.0	0	0	0	0	0	0	0	1.2	
Kentucky	2/13/16	-	-	-	-	-	-	-	-	-	-	-	-	-	-	-	-	-	-	-	
-DNP - Coach's Decision-																					
at Missouri	2/16/16	5	0-0	.000	0-0	.000	0-0	.000	0	1	1	1.9	2	0	0	0	0	0	0	1.1	
Florida	2/20/16	-	-	-	-	-	-	-	-	-	-	-	-	-	-	-	-	-	-	-	
-DNP - Coach's Decision-																					
Tennessee	2/24/16	-	-	-	-	-	-	-	-	-	-	-	-	-	-	-	-	-	-	-	
at Mississippi State	2/27/16	-	-	-	-	-	-	-	-	-	-	-	-	-	-	-	-	-	-	-	
Georgia	3/3/16	-	-	-	-	-	-	-	-	-	-	-	-	-	-	-	-	-	-	-	
at Arkansas	3/5/16	-	-	-	-	-	-	-	-	-	-	-	-	-	-	-	-	-	-	-	

CAREER STATISTICS

Season	GP-GS	Min	Avg	FG	FGA	Pct	3FG	3FGA	Pct	FT	FTA	Pct	Off	Def	Tot	Avg	PF	FO	Ast	TO	Blk	Stl	Pts	Avg
2015-16	22-0	137	6.2	12	19	.632	0	0	.000	1	18	.056	13	29	42	1.9	24	0	3	12	2	1	25	1.1

CAREER SEC STATISTICS

Season	GP-GS	Min	Avg	FG	FGA	Pct	3FG	3FGA	Pct	FT	FTA	Pct	Off	Def	Tot	Avg	PF	FO	Ast	TO	Blk	Stl	Pts	Avg
2016	9-0	25	2.8	1	3	.333	0	0	.000	1	8	.125	3	7	10	1.1	4	0	0	1	0	0	3	0.3



#2 RAYMOND DOBY

FRESHMAN | FORWARD | 6'6" | 233 | HS

CAHOKIA, ILL./MONTROSE CHRISTIAN SCHOOL

SEASON NOTABLES

- 3-star prospect who will provide size and athleticism in the front court
- Collected one steal and one rebound in exhibition vs. Allen
- Played four minutes against Western Carolina, recording his first career block
- Played three minutes vs. Drexel
- Scored eight points with four rebounds in just seven minutes of playing time vs. Francis Marion
- Made his SEC debut at Alabama, hitting both field goals in four minutes of action
- Played three minutes in the rematch with the Crimson Tide, attempting a pair of shots
- Stepped in a big moment of the second half against LSU, scoring five points over seven minutes
- Played a season-high 15 minutes against Kentucky, pulling down three rebounds

DOBY'S SEASON HIGHS

Points

8, vs. Francis Marion (Dec. 30, 2015)

Field Goals

2, twice, last at Alabama (Jan. 13, 2016)

Field Goal Attempts

5, vs. Francis Marion (Dec. 30, 2015)

3-Point Field Goals

-

3-Point Field Goal Attempts

-

Free Throws

4, vs. Francis Marion (Dec. 30, 2015)

Free Throw Attempts

8, vs. Francis Marion (Dec. 30, 2015)

Rebounds

4, vs. Francis Marion (Dec. 30, 2015)

Assists

1, vs. LSU (Feb. 10, 2016)

Blocks

1, vs. Western Carolina (Nov. 30, 2015)

Steals

1, 4x, last vs. Kentucky (Feb. 13, 2016)

Minutes Played

15, vs. Kentucky (Feb. 13, 2016)

2015-16

Opponent	Date	GS	Min	FG-FGA	Pct	3FG-FGA	Pct	FT-FTA	Pct	Off	Def	Tot	Avg	PF	FO	A	TO	Blk	Stl	Pts	Avg
Norfolk State	11/14/15	-	-	-	-	-	-	-	-	-DNP - Coach's Decision-	-	-	-	-	-	-	-	-	-	-	-
Oral Roberts	11/16/15	1	0-0	.000	0-0	.000	0-0	.000	0 0 0 0.0	1	0	0 0 0 0.0	1 0	0	0	0	0	0	0	0	0.0
vs. DePaul	11/20/15	1	0-0	.000	0-0	.000	0-0	.000	0 0 0 0.0	3	0	0 0 0 0.0	3 0	0	0	0	0	0	0	0	0.0
vs. Hofstra	11/22/15	-	-	-	-	-	-	-	-	-DNP - Coach's Decision-	-	-	-	-	-	-	-	-	-	-	-
vs. Tulsa	11/23/15	-	-	-	-	-	-	-	-	-DNP - Coach's Decision-	-	-	-	-	-	-	-	-	-	-	-
Lipscomb	11/27/15	2	0-1	.000	0-0	.000	0-0	.000	0 1 1 0.3	0	0	0 0 0 0.0	0 0	0	0	0	0	0	0	0	0.0
Western Carolina	11/30/15	4	0-0	.000	0-0	.000	0-0	.000	0 0 0 0.3	0	0	0 0 0 0.0	0 0	0	0	1	0	0	0	0	0.0
USF	12/5/15	-	-	-	-	-	-	-	-	-DNP - Back Spasms-	-	-	-	-	-	-	-	-	-	-	-
Drexel	12/15/15	3	0-0	.000	0-0	.000	0-0	.000	0 0 0 0.2	0	0	0 1 0 0.0	0 0	0	0	1	0	0	0	0	0.0
at Clemson	12/18/15	-	-	-	-	-	-	-	-	-DNP - Coach's Decision-	-	-	-	-	-	-	-	-	-	-	-
vs. St. John's	12/22/15	-	-	-	-	-	-	-	-	-DNP - Coach's Decision-	-	-	-	-	-	-	-	-	-	-	-
Francis Marion	12/30/15	7	2-5	.400	0-0	.000	4-8	.500	3 1 4 0.8	0	0	0 0 0 0.0	0 0	0	0	0	0	0	8	1.3	
Memphis	1/2/16	-	-	-	-	-	-	-	-	-DNP - Coach's Decision-	-	-	-	-	-	-	-	-	-	-	-
at Auburn	1/5/16	-	-	-	-	-	-	-	-	-DNP - Coach's Decision-	-	-	-	-	-	-	-	-	-	-	-
Vanderbilt	1/9/16	-	-	-	-	-	-	-	-	-DNP - Coach's Decision-	-	-	-	-	-	-	-	-	-	-	-
at Alabama	1/13/16	4	2-2	1.000	0-0	.000	0-0	.000	0 0 0 0.7	0	0	0 0 0 0.0	0 0	0	0	0	0	0	4	1.7	
Missouri	1/16/16	-	-	-	-	-	-	-	-	-DNP - Coach's Decision-	-	-	-	-	-	-	-	-	-	-	-
at Ole Miss	1/19/16	-	-	-	-	-	-	-	-	-DNP - Coach's Decision-	-	-	-	-	-	-	-	-	-	-	-
at Tennessee	1/23/16	-	-	-	-	-	-	-	-	-DNP - Coach's Decision-	-	-	-	-	-	-	-	-	-	-	-
Mississippi State	1/26/16	-	-	-	-	-	-	-	-	-DNP - Coach's Decision-	-	-	-	-	-	-	-	-	-	-	-
Alabama	1/30/16	3	0-2	.000	0-0	.000	0-0	.000	0 0 0 0.6	1	0	0 0 0 0.0	1 0	0	0	0	0	0	1	0	1.5
at Georgia	2/2/16	6	0-0	.000	0-0	.000	0-0	.000	0 0 0 0.6	1	0	0 0 0 0.0	1 0	0	0	0	0	0	1	0	1.3
Texas A&M	2/6/16	-	-	-	-	-	-	-	-	-DNP - Coach's Decision-	-	-	-	-	-	-	-	-	-	-	-
LSU	2/10/16	7	1-2	.500	0-0	.000	3-3	1.000	0 0 0 0.5	1	0	1 1 0 0.0	1 0	1	1	0	0	1	5	1.7	
Kentucky	2/13/16	15	1-3	.333	0-0	.000	0-0	.000	1 2 3 0.7	0	0	0 0 0 0.0	0 0	0	0	0	0	0	1	2	1.7
at Missouri	2/16/16	8	0-3	.000	0-0	.000	0-2	.000	1 0 1 0.8	0	0	0 0 0 0.0	0 0	0	0	0	0	0	0	0	1.6
Florida	2/20/16	-	-	-	-	-	-	-	-	-DNP - Coach's Decision-	-	-	-	-	-	-	-	-	-	-	-
Tennessee	2/24/16	-	-	-	-	-	-	-	-	-DNP - Coach's Decision-	-	-	-	-	-	-	-	-	-	-	-
at Mississippi State	2/27/16	-	-	-	-	-	-	-	-	-DNP - Coach's Decision-	-	-	-	-	-	-	-	-	-	-	-
Georgia	3/3/16	-	-	-	-	-	-	-	-	-DNP - Coach's Decision-	-	-	-	-	-	-	-	-	-	-	-
at Arkansas	3/5/16	-	-	-	-	-	-	-	-	-DNP - Coach's Decision-	-	-	-	-	-	-	-	-	-	-	-

CAREER STATISTICS

Season	GP-GS	Min	Avg	FG	FGA	Pct	3FG	3FGA	Pct	FT	FTA	Pct	Off	Def	Tot	Avg	PF	FO	Ast	TO	Blk	Stl	Pts	Avg
2015-16	12-0	61	5.1	6	18	.333	0	0	.000	7	13	.538	4	5	9	0.8	7	0	1	3	1	4	19	1.6

CAREER SEC STATISTICS

Season	GP-GS	Min	Avg	FG	FGA	Pct	3FG	3FGA	Pct	FT	FTA	Pct	Off	Def	Tot	Avg	PF	FO	Ast	TO	Blk	Stl	Pts	Avg
2016	6-0	43	7.2	4	12	.333	0	0	.000	3	6	.500	1	3	4	0.7	3	0	1	1	0	4	11	1.8



#15 PJ DOZIER

FRESHMAN | GUARD | 6'6" | 200 | HS

COLUMBIA, S.C./SPRING VALLEY

SEASON NOTABLES

- Highly-touted recruit and noted as one of the top point guards in the nation in his class
- Rated as the No. 19 overall prospect by ESPN.com
- 2015 McDonald's All-American and 2014-15 Gatorade Player of the Year in the State of South Carolina
- Dished four assists with two steals, seven points and seven rebounds in exhibition vs. Allen
- Earned the start in first-career game vs. Norfolk State, scored seven points with three assists, four rebounds and three steals in 21 minutes
- Seven points, with two rebounds and two steals in win vs. DePaul
- Best game of the season to date with 12 points and nine rebounds in 26 minutes vs. Hofstra
- Eight points with four assists in Paradise Jam Championship vs. Tulsa
- Scored 11 points and dished a season high five assists with six rebounds and a pair of steals vs. Lipscomb
- Picked up four steals to go with 12 points in 26 minutes against USF
- Led the team with 16 points, ten coming from the free throw line, in 24 minutes of action vs. Drexel
- Had his most efficient night of shooting as a Gamecock, scoring 13 points on 5-of-8 shooting vs. Clemson
- Double figures for first time since Clemson with 11 in win vs. Missouri, also added 7 rebounds
- Three assists with four points in loss at Georgia
- Enjoyed one of his best SEC games, scoring nine points with four assists and four rebounds at Texas A&M
- Set a new personal best for points in SEC play after scoring 12 against LSU; 10 came in the second half
- Scored 12 points in 26 minutes on the road at Missouri

DOZIER'S SEASON HIGHS

Points

16, vs. Drexel (Dec. 15, 2015)

Field Goals

5, 4x, last vs. LSU (Feb. 10, 2016)

Field Goal Attempts

12, vs. USF (Dec. 5, 2015)

3-Point Field Goals

2, vs. Hofstra (Nov. 22, 2015)

3-Point Field Goal Attempts

4, twice, last vs. Francis Marion (Dec. 30, 2015)

Free Throws

10, vs. Drexel (Dec. 15, 2015)

Free Throw Attempts

16, vs. Drexel (Dec. 15, 2015)

Rebounds

9, vs. Hofstra (Nov. 22, 2015)

Assists

5, twice, last at Auburn (Jan. 5, 2016)

Blocks

2, vs. Oral Roberts (Nov. 16, 2015)

Steals

5, vs. Francis Marion (Dec. 30, 2015)

Minutes Played

27, at Clemson (Dec. 18, 2015)

2015-16

Opponent	Date	GS	Min	FG-FGA	Pct	3FG-FGA	Pct	FT-FTA	Pct	Off	Def	Tot	Avg	PF	FO	A	TO	Blk	Stl	Pts	Avg
Norfolk State	11/14/15	*	21	3-7	.428	1-2	.500	0-2	.000	1	3	4	4.0	3	0	3	1	0	3	7	7.0
Oral Roberts	11/16/15	*	12	0-3	.000	0-1	.000	0-0	.000	0	2	2	3.0	2	0	2	1	2	1	0	3.5
vs. DePaul	11/20/15	*	14	3-6	.500	0-0	.000	1-2	.500	1	1	2	2.7	2	0	0	2	0	2	7	4.7
vs. Hofstra	11/22/15	*	26	5-10	.500	2-2	1.000	0-1	.000	4	5	9	4.3	3	0	2	3	0	0	12	6.5
vs. Tulsa	11/23/15	*	17	3-6	.500	2-4	.500	0-0	.000	0	4	4	4.2	4	0	4	2	1	0	8	6.8
Lipscomb	11/27/15	*	23	5-11	.454	1-3	.333	0-2	.000	2	4	6	4.5	2	0	5	4	1	2	11	7.5
Western Carolina	11/30/15	*	12	0-3	.000	0-1	.000	0-0	.000	1	2	3	4.3	3	0	0	2	0	0	0	6.4
USF	12/5/15	*	26	4-12	.333	0-1	.000	4-6	.667	0	1	1	3.9	2	0	2	2	1	4	12	7.1
Drexel	12/15/15	*	24	3-6	.500	0-0	.000	10-16	.625	0	4	4	3.9	0	0	3	1	0	0	16	8.1
at Clemson	12/18/15	*	27	5-8	.625	1-1	1.000	2-3	.667	1	5	6	4.1	2	0	1	2	0	1	13	8.6
vs. St. John's	12/22/15	*	24	3-11	.273	0-1	.000	0-0	.000	0	3	3	4.0	2	0	1	3	1	2	6	8.4
Francis Marion	12/30/15	*	22	3-8	.375	0-4	.000	0-0	.000	0	1	1	3.8	3	0	1	2	1	5	6	8.2
Memphis	1/2/16	*	15	3-7	.429	0-1	.000	1-3	.333	0	2	2	3.6	3	0	0	2	0	0	7	8.1
at Auburn	1/5/16	*	15	2-5	.400	0-2	.000	0-0	.000	2	2	4	3.6	0	0	5	6	0	1	4	7.8
Vanderbilt	1/9/16	*	21	4-9	.444	0-0	.000	1-2	.500	0	3	3	3.6	3	0	0	3	0	0	9	7.9
at Alabama	1/13/16	*	15	0-5	.000	0-1	.000	0-0	.000	1	0	1	3.4	5	1	0	4	0	0	0	7.4
Missouri	1/16/16	*	24	4-9	.444	0-1	.000	3-4	.750	2	5	7	3.6	3	0	1	4	0	1	11	7.6
at Ole Miss	1/19/16	*	19	2-7	.286	0-3	.000	2-6	.333	1	3	4	3.7	2	0	3	4	1	0	6	7.5
at Tennessee	1/23/16	*	17	2-5	.400	0-1	.000	2-2	1.000	0	2	2	3.6	4	0	1	3	0	1	6	7.4
Mississippi State	1/26/16	*	13	2-4	.500	0-0	.000	2-4	.500	2	0	2	3.5	4	0	3	4	1	1	6	7.4
Alabama	1/30/16	*	17	3-9	.333	0-2	.000	1-3	.333	2	3	5	3.6	4	0	2	1	0	1	7	7.3
at Georgia	2/2/16	*	24	2-8	.250	0-1	.000	0-1	.000	0	1	1	3.5	4	0	3	2	0	1	4	7.2
Texas A&M	2/6/16	*	25	4-7	.571	0-2	.000	1-2	.500	2	2	4	3.5	1	0	4	3	0	1	9	7.3
LSU	2/10/16	*	19	5-11	.454	0-2	.000	2-2	1.000	0	1	1	3.4	4	0	3	0	0	1	12	7.5
Kentucky	2/13/16	*	21	1-7	.143	0-1	.000	0-0	.000	1	2	3	3.4	4	0	0	4	1	1	2	7.2
at Missouri	2/16/16	*	26	5-14	.357	0-1	.000	2-2	1.000	2	2	4	3.4	1	0	2	2	0	2	12	7.4
Florida	2/20/16		5	0-2	.000	0-0	.000	0-0	.000	0	0	0	3.3	0	0	0	1	0	0	0	7.1
Tennessee	2/24/16																				
at Mississippi State	2/27/16																				
Georgia	3/3/16																				
at Arkansas	3/5/16																				

CAREER STATISTICS

Season	GP-GS	Min	Avg	FG	FGA	Pct	3FG	3FGA	Pct	FT	FTA	Pct	Off	Def	Tot	Avg	PF	FO	Ast	TO	Blk	Stl	Pts	Avg
2015-16	27-26	524	19.4	76	200	.380	7	38	.184	34	63	.540	25	63	88	3.3	70	1	51	68	10	31	193	7.1

CAREER SEC STATISTICS

Season	GP-GS	Min	Avg	FG	FGA	Pct	3FG	3FGA	Pct	FT	FTA	Pct	Off	Def	Tot	Avg	PF	FO	Ast	TO	Blk	Stl	Pts	Avg
2016	14-13	261	18.6	36	102	.353	0	17	.000	16	28	.571	15	26	41	2.9	39	1	27	41	3	11	88	6.3



#4 JAMALL GREGORY

FRESHMAN | GUARD | 6'2" | 202 | HS

WASHINGTON, D.C./COOLIDGE

SEASON NOTABLES

- Very athletic guard who averaged 21 points per game during his senior season of high school
- Dished three assists in exhibition win vs. Allen
- Showed off his leaping ability to score his first points as a Gamecock, adding a pair of rebounds in a win over Western Carolina
- Played three minutes vs. Drexel, hitting a free throw and passing out his first collegiate assist
- Scored six points with three rebounds and three assists against Francis Marion
- Played three minutes in the first half of the team's win over Memphis, hitting his lone field goal attempt
- Was the team's sparkplug off the bench at Alabama, scoring eight points in the second half
- Played a major role in the team's comeback at Ole Miss, playing 18 minutes and scoring four points with five rebounds, including a Sportscenter Top 10 dunk
- Played 12 minutes at Texas A&M, getting a season-high two steals and a block
- Matched his season highs in assists (with 3) playing time (18 minutes) against LSU

GREGORY'S SEASON HIGHS

Points

8, at Alabama (Jan. 13, 2016)

Field Goals

3, at Alabama (Jan. 13, 2016)

Field Goal Attempts

6, vs. Francis Marion (Dec. 30, 2015)

3-Point Field Goals

1, twice, last at Alabama (Jan. 13, 2016)

3-Point Field Goal Attempts

4, vs. Francis Marion (Dec. 30, 2015)

Free Throws

2, at Ole Miss (Jan. 19, 2016)

Free Throw Attempts

3, at Alabama (Jan. 13, 2016)

Rebounds

5, at Ole Miss (Jan. 19, 2016)

Assists

3, twice, last vs. LSU (Feb. 10, 2016)

Blocks

1, twice, last at Texas A&M (Feb. 6, 2016)

Steals

2, at Texas A&M (Feb. 6, 2016)

Minutes Played

18, twice, last vs. LSU (Feb. 10, 2016)

2015-16

Opponent	Date	GS	Min	FG-FGA	Pct	3FG-FGA	Pct	FT-FTA	Pct	Off	Def	Tot	Avg	PF	FO	A	TO	Blk	Stl	Pts	Avg
Norfolk State	11/14/15	-	-	-	-	-	-	-	-	-DNP - Coach's Decision-	-	-	-	-	-	-	-	-	-	-	-
Oral Roberts	11/16/15	1	0-0	.000	0-0	.000	0-0	.000	0	1	1	1.0	0	0	0	0	0	0	0	0	0.0
vs. DePaul	11/20/15	1	0-0	.000	0-0	.000	0-0	.000	0	0	0	0.5	0	0	0	0	0	0	0	0	0.0
vs. Hofstra	11/22/15	-	-	-	-	-	-	-	-	-DNP - Coach's Decision-	-	-	-	-	-	-	-	-	-	-	-
vs. Tulsa	11/23/15	-	-	-	-	-	-	-	-	-DNP - Coach's Decision-	-	-	-	-	-	-	-	-	-	-	-
Lipscomb	11/27/15	2	0-0	.000	0-0	.000	0-0	.000	0	0	0	0.3	1	0	0	1	0	0	0	0	0.0
Western Carolina	11/30/15	7	1-2	.500	0-0	.000	0-0	.000	1	1	2	0.8	0	0	0	2	0	0	2	0	0.5
USF	12/5/15	-	-	-	-	-	-	-	-	-	-	DNP	-	-	-	-	-	-	-	-	-
Drexel	12/15/15	3	0-0	.000	0-0	.00	1-2	.500	0	1	1	0.6	0	0	1	0	0	1	1	0.6	0.6
at Clemson	12/18/15	-	-	-	-	-	-	-	-	-DNP - Coach's Decision-	-	-	-	-	-	-	-	-	-	-	-
vs. St. John's	12/22/15	-	-	-	-	-	-	-	-	-DNP - Coach's Decision-	-	-	-	-	-	-	-	-	-	-	-
Francis Marion	12/30/15	14	2-6	.333	1-4	.250	1-2	.500	1	2	3	1.0	1	0	3	0	0	1	6	1.5	1.5
Memphis	1/2/16	3	1-1	1.000	0-0	.000	0-0	.000	0	1	1	1.0	2	0	0	0	0	0	2	1.6	1.6
at Auburn	1/5/16	-	-	-	-	-	-	-	-	-DNP - Coach's Decision-	-	-	-	-	-	-	-	-	-	-	-
Vanderbilt	1/9/16	-	-	-	-	-	-	-	-	-DNP - Coach's Decision-	-	-	-	-	-	-	-	-	-	-	-
at Alabama	1/13/16	9	3-3	1.000	1-1	1.000	1-3	.333	0	0	0	0.9	2	0	1	0	0	0	8	2.4	2.4
Missouri	1/16/16	-	-	-	-	-	-	-	-	-DNP - Coach's Decision-	-	-	-	-	-	-	-	-	-	-	-
at Ole Miss	1/19/16	18	1-1	1.000	0-0	.000	2-2	1.000	0	5	5	1.3	4	0	2	0	0	0	4	2.6	2.6
at Tennessee	1/23/16	7	1-1	1.000	0-0	.000	0-0	.000	1	0	1	1.3	3	0	0	0	0	1	0	2.5	2.5
Mississippi State	1/26/16	-	-	-	-	-	-	-	-	-DNP - Coach's Decision-	-	-	-	-	-	-	-	-	-	-	-
Alabama	1/30/16	-	-	-	-	-	-	-	-	-DNP - Coach's Decision-	-	-	-	-	-	-	-	-	-	-	-
at Georgia	2/2/16	3	0-0	.000	0-0	.000	0-0	.000	0	1	1	1.3	0	0	0	0	1	0	0	2.3	2.3
Texas A&M	2/6/16	12	0-1	.000	0-0	.000	0-0	.000	0	0	0	1.1	3	0	1	2	1	2	0	2.1	2.1
LSU	2/10/16	18	1-2	.500	0-0	.000	0-0	.000	1	1	2	1.2	1	0	3	1	0	1	2	2.1	2.1
Kentucky	2/13/16	1	0-0	.000	0-0	.000	0-0	.000	0	0	0	1.1	1	0	0	0	0	0	0	1.9	1.9
at Missouri	2/16/16	9	1-2	.500	0-0	.000	1-2	.500	0	1	1	1.1	1	0	0	1	0	0	3	2.0	2.0
Florida	2/20/16	3	0-0	.000	0-0	.00	0-0	.000	0	0	0	1.0	0	0	0	0	0	0	0	1.9	1.9
Tennessee	2/24/16	-	-	-	-	-	-	-	-	-	-	-	-	-	-	-	-	-	-	-	-
at Mississippi State	2/27/16	-	-	-	-	-	-	-	-	-	-	-	-	-	-	-	-	-	-	-	-
Georgia	3/3/16	-	-	-	-	-	-	-	-	-	-	-	-	-	-	-	-	-	-	-	-
at Arkansas	3/5/16	-	-	-	-	-	-	-	-	-	-	-	-	-	-	-	-	-	-	-	-

CAREER STATISTICS

Season	GP-GS	Min	Avg	FG	FGA	Pct	3FG	3FGA	Pct	FT	FTA	Pct	Off	Def	Tot	Avg	PF	FO	Ast	TO	Blk	Stl	Pts	Avg
2015-16	16-0	11	6.9	11	19	.579	2	5	.400	6	11	.545	4	12	16	1.1	18	0	11	7	2	6	30	1.9

CAREER SEC STATISTICS

Season	GP-GS	Min	Avg	FG	FGA	Pct	3FG	3FGA	Pct	FT	FTA	Pct	Off	Def	Tot	Avg	PF	FO	Ast	TO	Blk	Stl	Pts	Avg
2016	9-0	80	8.9	7	10	.700	1	11	.000	4	7	.571	2	7	9	1.1	15	0	7	5	2	4	19	2.1



#31 JARRELL HOLLIMAN

R-SOPHOMORE | FORWARD | 6'7" | 200 | HS
ALPHARETTA, GA./ALPHARETTA/ELMHURST COLLEGE

SEASON NOTABLES

- Walk-on transfer from Elmhurst College
- Saw action in two games at Elmhurst
- Scored two points and collected one steal in exhibition vs. Allen
- Played two minutes against Western Carolina
- Saw time in the team's win over Francis Marion

HOLLIMAN'S SEASON HIGHS

- Points**
-
- Field Goals**
-
- Field Goal Attempts**
-
- 3-Point Field Goals**
-
- 3-Point Field Goal Attempts**
-
- Free Throws**
-
- Free Throw Attempts**
-
- Rebounds**
-
- Assists**
-
- Blocks**
-
- Steals**
-
- Minutes Played**
2, twice, last vs. Francis Marion (Dec. 30, 2015)

2015-16

Opponent	Date	GS	Min	FG-FGA	Pct	3FG-FGA	Pct	FT-FTA	Pct	Off	Def	Tot	Avg	PF	FO	A	TO	Blk	Stl	Pts	Avg
Norfolk State	11/14/15	-	-	-	-	-	-	-	-	-DNP - Coach's Decision-	-	-	-	-	-	-	-	-	-	-	-
Oral Roberts	11/16/15	1	0-0	.000	0-0	.000	0-0	.000	0	0	0	0	0.0	0	0	0	0	0	0	0	0.0
vs. DePaul	11/20/15	-	-	-	-	-	-	-	-	-DNP - Coach's Decision-	-	-	-	-	-	-	-	-	-	-	-
vs. Hofstra	11/22/15	-	-	-	-	-	-	-	-	-DNP - Coach's Decision-	-	-	-	-	-	-	-	-	-	-	-
vs. Tulsa	11/23/15	-	-	-	-	-	-	-	-	-DNP - Coach's Decision-	-	-	-	-	-	-	-	-	-	-	-
Lipscomb	11/27/15	-	-	-	-	-	-	-	-	-DNP - Coach's Decision-	-	-	-	-	-	-	-	-	-	-	-
Western Carolina	11/30/15	2	0-0	.000	0-0	.000	0-0	.000	0	0	0	0	0.0	0	0	0	1	0	0	0	0.0
USF	12/5/15	-	-	-	-	-	-	-	-	-DNP - Coach's Decision-	-	-	-	-	-	-	-	-	-	-	-
Drexel	12/15/15	-	-	-	-	-	-	-	-	-DNP - Coach's Decision-	-	-	-	-	-	-	-	-	-	-	-
at Clemson	12/18/15	-	-	-	-	-	-	-	-	-DNP - Coach's Decision-	-	-	-	-	-	-	-	-	-	-	-
vs. St. John's	12/22/15	-	-	-	-	-	-	-	-	-DNP - Coach's Decision-	-	-	-	-	-	-	-	-	-	-	-
Francis Marion	12/30/15	2	0-0	.000	0-0	.000	0-0	.000	0	0	0	0	0.0	0	0	0	0	0	0	0	0.0
Memphis	1/2/16	-	-	-	-	-	-	-	-	-DNP - Coach's Decision-	-	-	-	-	-	-	-	-	-	-	-
at Auburn	1/5/16	-	-	-	-	-	-	-	-	-DNP - Coach's Decision-	-	-	-	-	-	-	-	-	-	-	-
Vanderbilt	1/9/16	-	-	-	-	-	-	-	-	-DNP - Coach's Decision-	-	-	-	-	-	-	-	-	-	-	-
at Alabama	1/13/16	-	-	-	-	-	-	-	-	-DNP - Coach's Decision-	-	-	-	-	-	-	-	-	-	-	-
Missouri	1/16/16	-	-	-	-	-	-	-	-	-DNP - Coach's Decision-	-	-	-	-	-	-	-	-	-	-	-
at Ole Miss	1/19/16	-	-	-	-	-	-	-	-	-DNP - Coach's Decision-	-	-	-	-	-	-	-	-	-	-	-
at Tennessee	1/23/16	-	-	-	-	-	-	-	-	-DNP - Coach's Decision-	-	-	-	-	-	-	-	-	-	-	-
Mississippi State	1/26/16	-	-	-	-	-	-	-	-	-DNP - Coach's Decision-	-	-	-	-	-	-	-	-	-	-	-
Alabama	1/30/16	-	-	-	-	-	-	-	-	-DNP - Coach's Decision-	-	-	-	-	-	-	-	-	-	-	-
at Georgia	2/2/16	-	-	-	-	-	-	-	-	-DNP - Coach's Decision-	-	-	-	-	-	-	-	-	-	-	-
Texas A&M	2/6/16	-	-	-	-	-	-	-	-	-DNP - Coach's Decision-	-	-	-	-	-	-	-	-	-	-	-
LSU	2/10/16	-	-	-	-	-	-	-	-	-DNP - Coach's Decision-	-	-	-	-	-	-	-	-	-	-	-
Kentucky	2/13/16	-	-	-	-	-	-	-	-	-DNP - Coach's Decision-	-	-	-	-	-	-	-	-	-	-	-
at Missouri	2/16/16	-	-	-	-	-	-	-	-	-DNP - Coach's Decision-	-	-	-	-	-	-	-	-	-	-	-
Florida	2/20/16	-	-	-	-	-	-	-	-	-DNP - Coach's Decision-	-	-	-	-	-	-	-	-	-	-	-
Tennessee	2/24/16	-	-	-	-	-	-	-	-	-DNP - Coach's Decision-	-	-	-	-	-	-	-	-	-	-	-
at Mississippi State	2/27/16	-	-	-	-	-	-	-	-	-	-	-	-	-	-	-	-	-	-	-	-
Georgia	3/3/16	-	-	-	-	-	-	-	-	-	-	-	-	-	-	-	-	-	-	-	-
at Arkansas	3/5/16	-	-	-	-	-	-	-	-	-	-	-	-	-	-	-	-	-	-	-	-

CAREER STATISTICS

Season	GP-GS	Min	Avg	FG	FGA	Pct	3FG	3FGA	Pct	FT	FTA	Pct	Off	Def	Tot	Avg	PF	FO	Ast	TO	Blk	Stl	Pts	Avg
2015-16	3-0	5	1.7	0	0	.000	0	0	.000	0	0	.000	0	0	0	0.0	0	0	0	1	0	0	0	0.0

CAREER SEC STATISTICS

Season	GP-GS	Min	Avg	FG	FGA	Pct	3FG	3FGA	Pct	FT	FTA	Pct	Off	Def	Tot	Avg	PF	FO	Ast	TO	Blk	Stl	Pts	Avg
2016																								



#21 JOHN RAGIN

FRESHMAN | GUARD | 6'2" | 177 | HS

EASTOVER, S.C./CARDINAL NEWMAN

SEASON NOTABLES

- Walk-on from Cardinal Newman High School in Columbia
- Named all-state, all-region, all-conference during his senior season of high school
- Collected two rebounds in exhibition vs. Allen
- Saw his first playing time of the regular season in a win over Western Carolina
- Played down the stretch against USF
- Scored his first collegiate points in the win over Francis Marion
- Made his SEC debut at Alabama

RAGIN'S SEASON HIGHS

Points

2, vs. Francis Marion (Dec. 30, 2015)

Field Goals

1, vs. Francis Marion (Dec. 30, 2015)

Field Goal Attempts

1, 3x, last vs. Francis Marion (Dec. 30, 2015)

3-Point Field Goals

-

3-Point Field Goal Attempts

1, vs. USF (Dec. 5, 2015)

Free Throws

-

Free Throw Attempts

-

Rebounds

1, vs. Western Carolina (Nov. 30, 2015)

Assists

Blocks

-

Steals

-

Minutes Played

2, 4x, last at Alabama (Jan. 13, 2016)

2015-16

Opponent	Date	GS	Min	FG-FGA	Pct	3FG-FGA	Pct	FT-FTA	Pct	Off	Def	Tot	Avg	PF	FO	A	TO	Blk	Stl	Pts	Avg
Norfolk State	11/14/15	-	-	-	-	-	-	-	-	-DNP - Coach's Decision	-	-	-	-	-	-	-	-	-	-	-
Oral Roberts	11/16/15	-	-	-	-	-	-	-	-	-DNP - Coach's Decision	-	-	-	-	-	-	-	-	-	-	-
vs. DePaul	11/20/15	-	-	-	-	-	-	-	-	-DNP - Coach's Decision	-	-	-	-	-	-	-	-	-	-	-
vs. Hofstra	11/22/15	-	-	-	-	-	-	-	-	-DNP - Coach's Decision	-	-	-	-	-	-	-	-	-	-	-
vs. Tulsa	11/23/15	-	-	-	-	-	-	-	-	-DNP - Coach's Decision	-	-	-	-	-	-	-	-	-	-	-
Lipscomb	11/27/15	-	-	-	-	-	-	-	-	-DNP - Coach's Decision	-	-	-	-	-	-	-	-	-	-	-
Western Carolina	11/30/15	2	0-1	.000	0-0	.000	0-0	.000	0-0	.000	0	1	1	1.0	0	0	0	0	0	0	0.0
USF	12/5/15	2	0-1	.000	0-1	.000	0-0	.000	0	0	0	0	0.5	0	0	0	0	0	0	0	0.0
Drexel	12/15/15	-	-	-	-	-	-	-	-	-DNP - Coach's Decision	-	-	-	-	-	-	-	-	-	-	-
at Clemson	12/18/15	-	-	-	-	-	-	-	-	-DNP - Coach's Decision	-	-	-	-	-	-	-	-	-	-	-
vs. St. John's	12/22/15	-	-	-	-	-	-	-	-	-DNP - Coach's Decision	-	-	-	-	-	-	-	-	-	-	-
Francis Marion	12/30/15	2	1-1	1.000	0-0	.000	0-0	.000	0	0	0	0	0.3	0	0	0	0	0	0	2	0.7
Memphis	1/2/16	-	-	-	-	-	-	-	-	-DNP - Coach's Decision	-	-	-	-	-	-	-	-	-	-	-
at Auburn	1/5/16	-	-	-	-	-	-	-	-	-DNP - Coach's Decision	-	-	-	-	-	-	-	-	-	-	-
Vanderbilt	1/9/16	-	-	-	-	-	-	-	-	-DNP - Coach's Decision	-	-	-	-	-	-	-	-	-	-	-
at Alabama	1/13/16	2	0-0	.000	0-0	.000	0-0	.000	0	0	0	0	0.3	0	0	0	0	0	0	0	0.5
Missouri	1/16/16	-	-	-	-	-	-	-	-	-DNP - Coach's Decision	-	-	-	-	-	-	-	-	-	-	-
at Ole Miss	1/19/16	-	-	-	-	-	-	-	-	-DNP - Coach's Decision	-	-	-	-	-	-	-	-	-	-	-
at Tennessee	1/23/16	-	-	-	-	-	-	-	-	-DNP - Coach's Decision	-	-	-	-	-	-	-	-	-	-	-
Mississippi State	1/26/16	-	-	-	-	-	-	-	-	-DNP - Coach's Decision	-	-	-	-	-	-	-	-	-	-	-
Alabama	1/30/16	-	-	-	-	-	-	-	-	-DNP - Coach's Decision	-	-	-	-	-	-	-	-	-	-	-
at Georgia	2/2/16	-	-	-	-	-	-	-	-	-DNP - Coach's Decision	-	-	-	-	-	-	-	-	-	-	-
Texas A&M	2/6/16	-	-	-	-	-	-	-	-	-DNP - Coach's Decision	-	-	-	-	-	-	-	-	-	-	-
LSU	2/10/16	-	-	-	-	-	-	-	-	-DNP - Illness	-	-	-	-	-	-	-	-	-	-	-
Kentucky	2/13/16	-	-	-	-	-	-	-	-	-DNP - Illness	-	-	-	-	-	-	-	-	-	-	-
at Missouri	2/16/16	-	-	-	-	-	-	-	-	-DNP - Illness	-	-	-	-	-	-	-	-	-	-	-
Florida	2/20/16	-	-	-	-	-	-	-	-	-DNP - Illness	-	-	-	-	-	-	-	-	-	-	-
Tennessee	2/24/16	-	-	-	-	-	-	-	-	-	-	-	-	-	-	-	-	-	-	-	-
at Mississippi State	2/27/16	-	-	-	-	-	-	-	-	-	-	-	-	-	-	-	-	-	-	-	-
Georgia	3/3/16	-	-	-	-	-	-	-	-	-	-	-	-	-	-	-	-	-	-	-	-
at Arkansas	3/5/16	-	-	-	-	-	-	-	-	-	-	-	-	-	-	-	-	-	-	-	-

CAREER STATISTICS

Season	GP-GS	Min	Avg	FG	FGA	Pct	3FG	3FGA	Pct	FT	FTA	Pct	Off	Def	Tot	Avg	PF	FO	Ast	TO	Blk	Stl	Pts	Avg
2015-16	4-0	8	2.0	1	3	.333	0	1	.000	0	0	.000	0	1	1	0.3	0	0	0	0	0	0	2	0.5

CAREER SEC STATISTICS

Season	GP-GS	Min	Avg	FG	FGA	Pct	3FG	3FGA	Pct	FT	FTA	Pct	Off	Def	Tot	Avg	PF	FO	Ast	TO	Blk	Stl	Pts	Avg
2016	1-0	2	2.0	0	0	.000	0	0	.000	0	0	.000	0	0	0	0.0	0	0	0	0	0	0	0	0.0



#30 CHRIS SILVA

FRESHMAN | FORWARD | 6'9" | 220 | HS

LIBREVILLE, GABON/ROSELLE (N.J.)

SEASON NOTABLES

- Has only been playing organized basketball for a few years
- Native of Gabon, who played high school basketball in the United States
- Extremely athletic
- A four-star prospect by several outlets, including ESPN.com
- Earned the start in exhibition win vs. Allen, scoring seven points and pulling down 10 rebounds
- Scored 12 points and pulled down a game high nine rebounds, including five on the offensive glass, in first-career game vs. Norfolk State
- Scored four points, with one block and two rebounds vs. DePaul
- Scored 7 points with a 5-of-6 effort from the foul line in win vs. Hofstra
- Matched season high with 12 points off the bench vs. Lipscomb, also pulling down a team best seven rebounds and blocking two shots
- Pulled down 11 rebounds against Western Carolina, coming one point shy of his first career double-double
- Blocked a season-high three shots and added four rebounds in 16 minutes against USF
- Played 30 minutes vs. Drexel, with a pair of highlight-reel blocks, nine points and seven rebounds
- Scored a season-high 13 points with six rebounds and three blocks in 19 minutes of action vs. Francis Marion
- Scored six points with seven rebounds in just 13 minutes of playing time against Memphis
- Pulled down three rebounds with nine points in win vs. Missouri
- Had his best conference outing at Tennessee, scoring 11 points with five rebounds and three steals
- Earned his first career start vs. Alabama, and responded with 12 points, six rebounds and three blocks
- Came two rebounds shy of his first double-double, finishing with 10 points and eight rebounds vs. Kentucky

SILVA'S SEASON HIGHS

Points

13, vs. Francis Marion (Dec. 30, 2015)

Field Goals

5, vs. Francis Marion (Dec. 30, 2015)

Field Goal Attempts

8, twice, last at Tennessee (Jan. 23, 2016)

3-Point Field Goals

-

3-Point Field Goal Attempts

-

Free Throws

8, vs. Norfolk State (Nov. 14, 2015)

Free Throw Attempts

12, vs. Norfolk State (Nov. 14, 2015)

Rebounds

11, vs. Western Carolina (Nov. 30, 2015)

Assists

1, 4x, last vs. Alabama (Jan. 30, 2016)

Blocks

3, 3x, last vs. Alabama (Jan. 30, 2016)

Steals

3, at Tennessee (Jan. 23, 2016)

Minutes Played

30, vs. Drexel (Dec. 15, 2015)

2015-16

Opponent	Date	GS	Min	FG-FGA	Pct	3FG-3FGA	Pct	FT-FTA	Pct	Off	Def	Tot	Avg	PF	FO	A	TO	Blk	Stl	Pts	Avg
Norfolk State	11/14/15		24	2-5	.400	0-0	.000	8-12	.667	5	4	9	9.0	3	0	0	3	2	1	12	12.0
Oral Roberts	11/16/15		6	1-2	.500	0-0	.000	0-2	.000	1	2	3	6.0	4	0	0	0	0	0	2	7.0
vs. DePaul	11/20/15		10	1-3	.333	0-0	.000	2-4	.500	0	2	2	4.7	4	0	0	1	1	0	4	6.0
vs. Hofstra	11/22/15		11	1-5	.200	0-0	.000	5-6	.833	3	0	3	4.3	2	0	0	2	0	0	7	6.3
vs. Tulsa	11/23/15		6	0-2	.000	0-0	.000	0-0	.000	0	1	1	3.6	3	0	0	2	0	0	0	5.0
Lipscomb	11/27/15		18	3-4	.750	0-0	.000	6-8	.750	2	5	7	4.2	1	0	1	2	2	0	12	6.2
Western Carolina	11/30/15		15	2-3	.667	0-0	.000	5-10	.500	4	7	11	5.1	2	0	0	1	2	0	9	6.6
USF	12/5/15		16	1-5	.200	0-0	.000	2-4	.500	2	2	4	5.0	4	0	0	0	3	0	4	6.3
Drexel	12/15/15		30	3-5	.600	0-0	.000	3-4	.750	2	5	7	5.2	3	0	1	3	2	2	9	6.6
at Clemson	12/18/15		6	0-0	.000	0-0	.000	0-0	.000	0	1	1	4.8	2	0	0	2	0	1	0	5.9
vs. St. John's	12/22/15		10	1-4	.250	0-0	.000	0-0	.000	2	3	5	4.8	3	0	0	0	0	0	4	5.7
Francis Marion	12/30/15		19	5-7	.714	0-0	.000	3-3	1.000	3	3	6	4.9	5	1	1	2	3	2	13	6.3
Memphis	1/2/16		13	1-8	.125	0-0	.000	4-7	.571	4	3	7	5.1	3	0	0	0	0	0	6	6.3
at Auburn	1/5/16		15	1-2	.500	0-0	.000	0-0	.000	0	3	3	4.9	4	0	0	1	0	0	2	6.0
Vanderbilt	1/9/16		9	0-0	.000	0-0	.000	0-0	.000	0	4	4	4.9	4	0	0	0	0	0	0	5.6
at Alabama	1/13/16		8	0-0	.000	0-0	.000	1-5	.200	1	1	2	4.8	3	0	0	1	1	0	1	5.3
Missouri	1/16/16		11	4-4	1.000	0-0	.000	1-2	.500	3	0	3	4.6	4	0	0	0	0	0	9	5.5
at Ole Miss	1/19/16		7	1-1	1.000	0-0	.000	0-0	.000	0	1	1	4.4	4	0	0	0	0	0	2	5.3
at Tennessee	1/23/16		21	4-8	.500	0-0	.000	3-6	.500	3	2	5	4.5	3	0	0	1	1	3	11	5.6
Mississippi State	1/26/16		11	1-3	.333	0-0	.000	1-2	.500	3	2	5	4.5	4	0	0	1	0	0	3	5.5
Alabama	1/30/16	*	21	4-4	1.000	0-0	.000	4-6	.667	3	3	6	4.6	4	0	1	1	3	1	12	5.8
at Georgia	2/2/16	*	8	1-2	.500	0-0	.000	1-1	1.000	1	2	3	4.5	5	1	0	2	2	0	3	5.7
Texas A&M	2/6/16	*	25	3-6	.500	0-0	.000	1-1	1.000	1	5	6	4.6	4	0	0	0	0	1	7	5.7
LSU	2/10/16	*	11	2-3	.667	0-0	.000	1-3	.333	1	2	3	4.5	5	1	0	2	0	0	5	5.7
Kentucky	2/13/16	*	20	2-7	.286	0-0	.000	6-8	.750	4	4	8	4.6	1	0	1	1	2	0	10	5.9
at Missouri	2/16/16	*	13	1-3	.333	0-0	.000	2-2	1.000	3	3	6	4.7	4	0	0	2	0	0	4	5.8
Florida	2/20/16		1	0-0	.000	0-0	.000	0-0	.000	0	0	0	4.5	1	0	0	0	0	0	0	5.6
Tennessee	2/24/16																				
at Mississippi State	2/27/16																				
Georgia	3/3/16																				
at Arkansas	3/5/16																				

CAREER STATISTICS

Season	GP-GS	Min	Avg	FG	FGA	Pct	3FG	3FGA	Pct	FT	FTA	Pct	Off	Def	Tot	Avg	PF	FO	Ast	TO	Blk	Stl	Pts	Avg
2015-16	27-6	360	13.3	45	96	.469	0	0	.000	61	99	.616	51	71	122	4.5	89	3	5	30	24	11	151	5.6

CAREER SEC STATISTICS

Season	GP-GS	Min	Avg	FG	FGA	Pct	3FG	3FGA	Pct	FT	FTA	Pct	Off	Def	Tot	Avg	PF	FO	Ast	TO	Blk	Stl	Pts	Avg
2016	14-6	176	12.6	24	43	.558	0	0	.000	21	36	.583	23	33	56	4.0	50	2	2	12	9	5	69	4.9

THE LAST TIME IN SOUTH CAROLINA BASKETBALL...

AN INDIVIDUAL ...

Scored 20 or more points:	South Carolina: Michael Carrera (20), vs. Florida, Feb. 20, 2016 in Columbia, S.C. Opponent: Tyler Ulis (27), Jamal Murray (26), Kentucky, Feb. 13, 2016, in Columbia, S.C.
Scored 30 or more points:	South Carolina: Michael Carrera (34) vs. Mississippi State, Jan. 26, 2016, in Columbia, S.C. Opponent: Kevin Punter (36), Tennessee, Jan. 23, 2016 in Knoxville, Tenn.
Scored 35 or more points:	South Carolina: Brenton Williams (38) vs. Mississippi State, March 6, 2013 in Columbia, S.C. Opponent: Kevin Punter (36), Tennessee, Jan. 23, 2016 in Knoxville, Tenn.
Scored 40 or more points:	South Carolina: N/A thru 1992-93 season Opponent: Austin Carr (43), Notre Dame, Dec. 30, 1969 in New Orleans, La.
Collected 20 or more rebounds:	South Carolina: Emmett Hall (23), vs. College of Charleston, Dec. 22, 1993 in Columbia, S.C. Opponent: Ekpe Udoh (20), Baylor , Jan. 2, 2010 in Columbia, S.C.
Collected 15 or more rebounds:	South Carolina: Michael Carrera (15), vs. Florida, Feb. 20, 2016 in Columbia, S.C. Opponent: Trey James (15), Coker, Dec. 21, 2014 in Columbia, S.C.
Made 12 or more field goals:	South Carolina: Devan Downey (12) vs. Georgia, Jan. 30, 2010 in Columbia, S.C. Opponent: Michael Frazier II (12), Florida, March 4, 2014 in Columbia, S.C.
Made 10 or more field goals:	South Carolina: Michael Carrera (10), vs. Mississippi State, Jan. 26, 2016, in Columbia, S.C. Opponent: Wes Clark (10), Missouri, Jan. 16, 2016, in Columbia, S.C.
Attempted 20 or more field goals:	South Carolina: Sindarius Thornwell (20), at Texas A&M, Feb. 6, 2016, in College Station, Texas Opponent: Jamal Murray (21), Kentucky, Feb. 13, 2016, in Columbia, S.C.
Attempted 25 or more field goals:	South Carolina: Devan Downey, 25, at Kentucky, Feb. 25, 2010 in Lexington, Ky. Opponent: Kemmy Burgess (Alaska-Anchorage), 26, Nov. 24, 2005 in Anchorage, Alaska
Dished 10 or more assists:	South Carolina: Devan Downey, 11, vs. LSU, March 13, 2008 in Atlanta, Ga. Opponent: 12, Tyler Ulis, Kentucky, Feb. 13, 2016, in Columbia, S.C.
Swiped 5 or more steals:	South Carolina: PJ Dozier, 5 vs. Francis Marion, Dec. 30, 2015 in Columbia, S.C. Opponent: 5, Allen Payne, Auburn, Feb. 26, 2014 in Auburn, Ala.
Blocked 5 or more shots:	South Carolina: Damontre Harris, 5, vs. Georgia, Feb. 15, 2012 in Columbia, S.C. Opponent: Avry Holmes (5), Clemson, Dec. 18, 2015 in Greenville, S.C.
Made 5 or more 3-point field goals:	South Carolina: Duane Notice (5), at Missouri, Feb. 16, 2016 in Columbia, Mo. Opponent: Malik Newman, Mississippi State, Jan. 26, 2016 in Columbia, S.C.
Attempted 8 or more 3-point field goals:	South Carolina: Duane Notice (8), vs. Florida, Feb. 20, 2016 in Columbia, S.C. Opponent: Dorian Finney-Smith (8), Chris Chiozza (9), Florida, Feb. 20, 2016 in Columbia, S.C.
Made 10 or more free throws:	South Carolina: Michael Carrera (11), Kentucky, Feb. 13, 2016, in Columbia, S.C. Opponent: Retin Obasohan (10), Alabama, Jan. 30, 2016, in Columbia, S.C.
Attempted 15 or more free throws:	South Carolina: Michael Carrera (15), vs. Kentucky, Feb. 13, 2016, in Columbia, S.C. Opponent: Ryan Rosburg (17), at Tennessee, Feb. 16, 2016 in Columbia, Mo.
Played all 40 minutes of regulation:	South Carolina: Duane Notice, vs. Texas A&M, Feb. 21, 2015 in Columbia, S.C. Opponent: Frank Sullivan, Auburn, Jan. 12, 2013 in Columbia, S.C.
A player hit a last-second shot (within 3 seconds) to win a game:	South Carolina: Tyrone Johnson (Free Throws) vs. Ole Miss, March 12, 2015 in Nashville, Tenn. Opponent: Brian Bryant, Mississippi State, Feb. 29, 2012 in Columbia, S.C.
A player had a double-double:	South Carolina: Michael Carrera (20 points, 15 rebounds), vs. Florida, Feb. 20, 2016 in Columbia, S.C. Opponent: Dorian Finney-Smith (18 points, 13 rebounds), Florida, Feb. 20, 2016 in Columbia, S.C.
Two or more players had a double-double:	S. Carolina: Michael Carrera (11 points, 10 rebounds), Sindarius Thornwell (18 points, 11 rebounds), at Georgia, Feb. 2, 2016, in Athens, Ga. Opponent: Alex Oriakhi (18 points, 11 rebounds), Earnest Ross (21 points, 10 rebounds) Missouri, Jan. 22, 2013 in Columbia, Mo.
A player had a triple-double:	South Carolina: Sam Muldrow (16 points, 14 rebounds, 10 blocks) vs. Vanderbilt, Jan. 8, 2011 in Columbia, S.C. *** Only second triple-double in South Carolina history (Chuck Eidson (25 points, 10 rebounds, 10 assists) vs. SC State, Nov. 29, 2002 in Columbia, S.C. Opponent: Daniel Hackett (Southern California - 22 points, 10 rebounds, 10 assists), Nov. 17, 2007 in Columbia, S.C.
Scored 30 or more points in back-to-back games:	South Carolina: Devan Downey, 30 vs. Kentucky, Jan. 26, 2010 in Columbia, S.C. 33 vs. Georgia, Jan. 30, 2010, in Columbia, S.C.
Scored 25 or more points in back-to-back games:	South Carolina: Devan Downey, 33 vs. Georgia, Jan. 30, 2010, in Columbia, S.C. 26 at Tennessee, Feb. 6, 2010 in Knoxville, Tenn.

A TEAM ...

Scored 100 or more points:	South Carolina: 103 vs. The Citadel, Nov. 12, 2007 in Columbia, S.C. Opponent: 107, Vanderbilt, Feb. 17, 1996 in Nashville, Tenn.
Scored 50 points or less:	South Carolina: 46, vs. Florida, March 4, 2014 in Columbia S.C. Opponent: 50, Georgia, Jan. 31, 2015 in Athens, Ga.
Scored 50 points in a half:	South Carolina: 55 (2nd half), vs. LSU, Feb. 10, 2016, in Columbia, S.C. Opponent: 52 (2nd half) vs. Georgia Jan. 22, 2014 in Athens, Ga.
Failed to score 25 points in a half:	South Carolina: 23 (1st half), at Georgia, Feb. 2, 2016, in Athens, Ga. Opponent: 20 (1st half), Francis Marion, Dec. 30, 2015 in Columbia, S.C.

Collected 50 or more rebounds:	South Carolina: 50, vs. Alabama, Jan. 30, 2016, in Columbia, S.C. Opponent: 52, WKU, Nov. 27, 2010 in Bowling Green, Ky.
Shot 60% or better from the field:	South Carolina: 60.8% (31-51) at Western Carolina, Nov. 18, 2005 in Cullowhee, N.C. Opponent: 69.6% (32-46) Missouri, Feb. 28, 2013 in Columbia, S.C.
Shot 50% or better from the field:	South Carolina: 52.6% (30-57), at Texas A&M, Feb. 6, 2016, in College Station, Texas Opponent: 50.9% (28-55), Hofstra, Nov. 22, 2015 in St. Thomas, USVI
Shot less than 30% from the field:	South Carolina: 27.1% (16-59), vs. Texas A&M, Feb. 21, 2015 in Columbia, S.C. Opponent: 28.4% (19-67), Western Carolina, Nov. 30, 2015, in Columbia, S.C.
Shot 50% or better from 3-point range (at least 10 attempts):	South Carolina: 57.1% (12-21), at Texas A&M, Feb. 6, 2016, in College Station, Texas Opponent 50.0% (17-34), Hofstra, Nov. 22, 2015 in St. Thomas, USVI
Shot 20% or less from 3-point range (at least 10 attempts):	South Carolina: 14.3% (3-21), vs. Missouri, Jan. 16, 2016, in Columbia, S.C. Opponent: 13.3% (2-15), USF, Dec. 5, 2015 in Columbia, S.C.
Dished 20 or more assists:	South Carolina: 22, at Texas A&M, Feb. 6, 2016, in College Station, Texas Opponent: 21, Georgia, Jan. 22, 2014 in Athens, Ga.
Made 35 or more shots:	South Carolina: 37, vs. Hofstra, Nov. 22, 2015 in St. Thomas, USVI Opponent: 35, vs. Tennessee, March 5, 2009 in Columbia, S.C.
Attempted 80 or more shots:	South Carolina: 83 vs. WKU Nov. 27, 2010 in Bowling Green, Ky. Opponent: 83, LSU, Feb. 10, 1996 in Columbia, S.C.
Attempted 70 or more shots:	South Carolina: 72, vs. Providence, Dec. 1, 2011 in Columbia, S.C. Opponent: 71, Arkansas, Feb. 3, 2015 in Fayetteville, Ark.
Made 10 or more 3-pointers:	South Carolina: 12, at Texas A&M, Feb. 6, 2016, in College Station, Texas Opponent: 11, Kentucky, Feb. 13, 2016, in Columbia, S.C.
Did not make a 3-pointer:	South Carolina: vs. Milwaukee, Nov. 11, 2012 in Columbia, S.C. Opponent: Miss. State, Jan. 9, 2013 in Starkville, Miss.
Attempted 30 or more 3-pointers:	South Carolina: 31 vs. Alabama, Jan. 25, 2012 in Columbia, S.C. Opponent: 32, Florida, Feb. 20, 2016 in Columbia, S.C.
Attempted 25 or more 3-pointers:	South Carolina: 26 vs. Texas A&M, Feb. 21, 2015 in Columbia, S.C. Opponent: 25, Texas A&M, Feb. 6, 2016, in College Station, Texas
Made 30 or more free throws:	South Carolina: 46 vs. Memphis, Jan. 2, 2015 in Columbia, S.C. Opponent: 30, Tennessee, Jan. 23, 2016 in Knoxville, Tenn.
Attempted 40 or more free throws:	South Carolina: 46, vs. Alabama, Jan. 30, 2016, in Columbia, S.C. Opponent: 42, Kentucky, March 1, 2014 in Columbia, S.C.
Swiped 15 or more steals:	South Carolina: 15 vs. Vanderbilt, Jan. 16, 2010 in Columbia, S.C. Opponent: 17, Florida, March 4, 2014 in Columbia, S.C.
Blocked 12 or more shots:	South Carolina: 12, vs. Vanderbilt, Jan. 8, 2011 in Columbia, S.C. Opponent: 12, Mississippi State, Jan. 26, 2016, in Columbia, S.C.
Blocked 8 or more shots:	South Carolina: 8, vs. Francis Marion, Dec. 30, 2015 in Columbia, S.C. Opponent: 9, Memphis, Jan. 2, 2015 in Columbia, S.C.
Won by 30 or more points:	South Carolina: 37, vs. North Carolina A&T, Dec. 30, 2014 in Columbia, S.C. Opponent: 34, Kentucky, Feb. 14, 2015 in Lexington, Ky.
Won by 20 or more points:	South Carolina: 22, vs. Francis Marion, Dec. 30, 2015 in Columbia, S.C. Opponent: 27, Kentucky, Feb. 13, 2016, in Columbia, S.C.
Played a single overtime game:	Win: 73-69 vs. Florida, Feb. 20, 2016 in Columbia, S.C. Loss: 62-54 at Georgia, Feb. 23, 2013 in Athens, Ga.
Played a double overtime game:	Win: 87-85 vs. WKU, Nov. 27, 2010 in Bowling Green, Ky. Loss: 98-88 vs. Louisville, Feb. 20, 1988 in Columbia, S.C.
South Carolina played a No. 1 Team in the country:	Win: 68-62 vs. Kentucky, Jan. 26, 2010 in Columbia, S.C. Loss: 77-43 loss at Kentucky, Feb. 14, 2015 in Lexington, Ky.
South Carolina played a top-5 opponent:	Win: 68-62 vs. No. 1/1 Kentucky, Jan. 26, 2010 in Columbia, S.C. Loss: 75-36 loss to No. 4/4 Florida, Jan. 30, 2013 in Gainesville, Fla.
South Carolina played a top-10 opponent:	Win: 81-78 at No. 8/8 Texas A&M, Feb. 6, 2016, in College Station, Texas Loss: 58-43 loss vs. Kentucky, Jan. 24, 2015 in Columbia, S.C.
South Carolina played a top-25 opponent:	Win: 81-78 at No. 8/8 Texas A&M, Feb. 6, 2016, in College Station, Texas Loss: 89-62 loss vs. No. 22/21 Kentucky, Feb. 13, 2016, in Columbia, S.C.
South Carolina defeated a ranked opponent:	Home: Win: 72-67 win over No. 17/15 Kentucky, March 1, 2014 in Columbia, S.C. Away: 77-73 at No. 13/19 Vanderbilt, March 6, 2010 in Nashville, Tenn. Neutral: 64-60 vs. No. 9/9 Iowa State, Jan. 3, 2015 in Brooklyn, N.Y. SEC Home: Win: 72-67 win over No. 17/15 Kentucky, March 1, 2014 in Columbia, S.C. SEC Away: 81-78 at No. 8/8 Texas A&M, Feb. 6, 2016, in College Station, Texas Non-conference away: 85-84 at No. 19/20 Baylor, Jan. 2, 2009 in Waco, Texas
South Carolina defeated a top 10 opponent:	Home: Win: 68-62 win vs. No. 1/1 Kentucky, Jan. 26, 2010 in Columbia, S.C. Away: 81-78 at No. 8/8 Texas A&M, Feb. 6, 2016, in College Station, Texas Neutral: 64-60 vs. No. 9/9 Iowa State, Jan. 3, 2015 in Brooklyn, N.Y.
A South Carolina win opened the season:	Home: 81-56, vs. Norfolk State, Nov. 14, 2015 in Columbia, S.C. Away: 81-63 win at Western Carolina, Nov. 12, 2005 in Cullowhee, N.C. Neutral: 74-61 win vs. Chaminade, Nov. 19, 2001 in Maui, Hawaii (Maui Invite)
South Carolina opened SEC play:	Home: 72-68 loss vs. Florida, Jan. 7, 2015 in Gainesville, Fla. Away: 81-69 win at Auburn, Jan. 5, 2016, in Auburn, Ala.

GAME #28 - VS. TENNESSEE - WEDNESDAY, FEB. 24, 2016 - GAMECOCK BASKETBALL



South Carolina Basketball

South Carolina Combined Team Statistics (as of Feb 20, 2016)

All games

RECORD:	OVERALL	HOME	AWAY	NEUTRAL
ALL GAMES	22-5	14-1	4-4	4-0
CONFERENCE	9-5	6-1	3-4	0-0
NON-CONFERENCE	13-0	8-0	1-0	4-0

#	Player	gp-gs	min	avg	Total		3-Point		F-Throw		Rebounds				pf	dq	a	to	blk	stl	pts	avg
					fg-fga	fg%	3fg-fga	3fg%	ft-fa	ft%	off	def	tot	avg								
24	CARRERA, Michael	27-27	743	27.5	123-256	.480	45-96	.469	108-142	.761	59	148	207	7.7	76	2	37	51	28	26	399	14.8
00	THORNWELL, Sindari	27-27	880	32.6	101-288	.351	33-110	.300	114-146	.781	33	94	127	4.7	49	0	98	64	11	39	349	12.9
10	NOTICE, Duane	27-1	700	25.9	94-236	.398	54-131	.412	60-79	.759	16	49	65	2.4	41	0	57	27	1	23	302	11.2
25	KACINAS, Mindaugas	27-27	787	29.1	102-198	.515	12-47	.255	47-78	.603	58	88	146	5.4	54	1	26	28	13	11	263	9.7
14	CHATKEVICIUS, L.	27-21	583	21.6	97-194	.500	7-25	.280	52-73	.712	53	64	117	4.3	68	1	21	47	25	12	253	9.4
15	DOZIER, PJ	27-26	524	19.4	76-200	.380	7-38	.184	34-63	.540	25	63	88	3.3	70	1	51	68	10	31	193	7.1
30	SILVA, Chris	27-6	360	13.3	45-96	.469	0-0	.000	61-99	.616	51	71	122	4.5	89	3	5	30	24	11	151	5.6
01	STROMAN, Marcus	25-0	376	15.0	11-41	.268	3-6	.500	30-46	.652	11	39	50	2.0	38	0	32	28	4	15	55	2.2
04	GREGORY, Jamall	16-0	111	6.9	11-19	.579	2-5	.400	6-11	.545	4	12	16	1.0	18	0	11	7	2	6	30	1.9
02	DOBY, Raymond	12-0	61	5.1	6-18	.333	0-0	.000	7-13	.538	5	4	9	0.8	7	0	1	3	1	4	19	1.6
05	BLANTON, TeMarcus	7-0	29	4.1	2-7	.286	2-4	.500	4-4	1.000	2	3	5	0.7	4	0	2	1	0	2	10	1.4
20	MCKIE, Justin	21-0	146	7.0	8-35	.229	2-14	.143	6-10	.600	6	11	17	0.8	12	0	19	5	1	2	24	1.1
23	COBB, Eric	22-0	137	6.2	12-19	.632	0-0	.000	1-18	.056	13	29	42	1.9	24	0	3	12	2	1	25	1.1
21	RAGIN, John	4-0	8	2.0	1-3	.333	0-1	.000	0-0	.000	0	1	1	0.3	0	0	0	0	0	1	2	0.5
31	HOLLIMAN, Jarrell	3-0	5	1.7	0-0	.000	0-0	.000	0-0	.000	0	0	0	0.0	0	0	0	1	0	0	0	0.0
Team											53	53	106					7				
Total.....		27	5450		689-1610	.428	167-477	.350	530-782	.678	389	729	1118	41.4	550	8	363	379	122	184	2075	76.9
Opponents.....		27	5450		617-1562	.395	228-645	.353	420-613	.685	298	623	921	34.1	654	39	338	413	126	175	1882	69.7

TEAM STATISTICS	SC	OPP	Date	Opponent	Score	Att.
SCORING	2075	1882	% 11/14/15	NORFOLK STATE	w 84-69	10623
Points per game	76.9	69.7	11/16/15	ORAL ROBERTS	w 84-66	9640
Scoring margin	+7.1	-	! 11/20/15	vs DePaul	w 76-61	1601
FIELD GOALS-ATT	689-1610	617-1562	! 11/22/15	vs Hofstra	w 94-84	1715
Field goal pct	.428	.395	! 11/23/15	vs Tulsa	w 83-75	2002
3 POINT FG-ATT	167-477	228-645	11/27/15	LIPSCOMB	w 92-76	8793
3-point FG pct	.350	.353	11/30/15	WESTERN CAROLINA	w 76-53	8957
3-pt FG made per game	6.2	8.4	12/5/15	USF	w 81-63	10721
FREE THROWS-ATT	530-782	420-613	12/15/15	DREXEL	w 79-54	8481
Free throw pct	.678	.685	12/18/15	at Clemson	w 65-59	14446
F-Throws made per game	19.6	15.6	12/22/15	vs St. John's	w 75-61	2355
REBOUNDS	1118	921	12/30/15	FRANCIS MARION	w 78-56	10401
Rebounds per game	41.4	34.1	1/2/16	MEMPHIS	w 86-76	13035
Rebounding margin	+7.3	-	* 01/05/16	at Auburn	w 81-69	7556
ASSISTS	363	338	* 1/9/16	VANDERBILT	w 69-65	15055
Assists per game	13.4	12.5	* 1/13/16	at Alabama	L 50-73	12443
TURNOVERS	379	413	* 1/16/16	MISSOURI	w 81-72	15389
Turnovers per game	14.0	15.3	* 1/19/16	at Ole Miss	Wot 77-74	7427
Turnover margin	+1.3	-	* 01/23/16	at Tennessee	L 69-78	13928
Assist/turnover ratio	1.0	0.8	* 1/26/16	MISSISSIPPI STATE	w 84-74	12764
STEALS	184	175	* 1/30/16	ALABAMA	w 78-64	18000
Steals per game	6.8	6.5	* 02/02/16	at Georgia	L 56-69	6427
BLOCKS	122	126	* 02/06/16	at Texas A&M	w 81-78	11240
Blocks per game	4.5	4.7	* 2/10/16	LSU	w 94-83	16009
ATTENDANCE	193868	86157	* 2/13/16	KENTUCKY	L 62-89	18000
Home games-Avg/Game	15-12925	8-9810	* 2-16-16	at Mizzou	L 67-72	5017
Neutral site-Avg/Game	-	4-1918	* 2/20/16	FLORIDA	Wot 73-69	18000

Score by Periods	1st	2nd	OT	Totals
South Carolina	988	1067	20	2075
Opponents	881	988	13	1882

* = Conference game
 % - Paradise Jam (Columbia, S.C.)
 ! - Paradise Jam (St. Thomas, USVI)



South Carolina Basketball

South Carolina Combined Team Statistics (as of Feb 20, 2016)

Conference games

RECORD:	OVERALL	HOME	AWAY	NEUTRAL
ALL GAMES	9-5	6-1	3-4	0-0
CONFERENCE	9-5	6-1	3-4	0-0
NON-CONFERENCE	0-0	0-0	0-0	0-0

#	Player	gp-gs	min	avg	Total		3-Point		F-Throw		Rebounds				pf	dq	a	to	blk	stl	pts	avg
					fg-fga	fg%	3fg-fga	3fg%	ft-fa	ft%	off	def	tot	avg								
24	CARRERA, Michael	14-14	420	30.0	70-151	.464	24-59	.407	74-99	.747	36	92	128	9.1	38	2	16	30	17	13	238	17.0
00	THORNWELL, Sindari	14-14	492	35.1	60-170	.353	19-61	.311	62-78	.795	19	40	59	4.2	25	0	50	38	8	19	201	14.4
10	NOTICE, Duane	14-1	400	28.6	47-118	.398	30-74	.405	19-29	.655	9	28	37	2.6	25	0	34	15	0	10	143	10.2
14	CHATKEVICIUS, L.	14-8	310	22.1	42-96	.438	2-14	.143	26-35	.743	30	32	62	4.4	34	1	10	26	9	4	112	8.0
25	KACINAS, Mindaugas	14-14	405	28.9	42-93	.452	4-22	.182	19-35	.543	30	41	71	5.1	30	1	12	13	6	4	107	7.6
15	DOZIER, PJ	14-13	261	18.6	36-102	.353	0-17	.000	16-28	.571	15	26	41	2.9	39	1	27	41	3	11	88	6.3
30	SILVA, Chris	14-6	176	12.6	24-43	.558	0-0	.000	21-36	.583	23	33	56	4.0	50	2	2	12	9	5	69	4.9
04	GREGORY, Jamall	9-0	80	8.9	7-10	.700	1-1	1.000	4-7	.571	2	7	9	1.0	15	0	7	5	2	4	19	2.1
01	STROMAN, Marcus	13-0	181	13.9	6-21	.286	1-1	1.000	14-22	.636	5	18	23	1.8	24	0	12	13	1	6	27	2.1
02	DOBY, Raymond	6-0	43	7.2	4-12	.333	0-0	.000	3-5	.600	2	2	4	0.7	3	0	1	1	0	4	11	1.8
20	MCKIE, Justin	9-0	55	6.1	1-10	.100	0-3	.000	2-4	.500	3	3	6	0.7	3	0	7	4	0	1	4	0.4
23	COBB, Eric	9-0	25	2.8	1-3	.333	0-0	.000	1-8	.125	3	7	10	1.1	4	0	0	1	0	0	3	0.3
21	RAGIN, John	1-0	2	2.0	0-0	.000	0-0	.000	0-0	.000	0	0	0	0.0	0	0	0	0	0	1	0	0.0
Team											27	25	52					2				
Total.....		14	2850		340-829	.410	81-252	.321	261-386	.676	204	354	558	39.9	290	7	178	201	55	82	1022	73.0
Opponents.....		14	2850		334-803	.416	128-349	.367	233-332	.702	161	337	498	35.6	325	20	197	207	74	101	1029	73.5

TEAM STATISTICS	SC	OPP
SCORING	1022	1029
Points per game	73.0	73.5
Scoring margin	-0.5	-
FIELD GOALS-ATT	340-829	334-803
Field goal pct	.410	.416
3 POINT FG-ATT	81-252	128-349
3-point FG pct	.321	.367
3-pt FG made per game	5.8	9.1
FREE THROWS-ATT	261-386	233-332
Free throw pct	.676	.702
F-Throws made per game	18.6	16.6
REBOUNDS	558	498
Rebounds per game	39.9	35.6
Rebounding margin	+4.3	-
ASSISTS	178	197
Assists per game	12.7	14.1
TURNOVERS	201	207
Turnovers per game	14.4	14.8
Turnover margin	+0.4	-
Assist/turnover ratio	0.9	1.0
STEALS	82	101
Steals per game	5.9	7.2
BLOCKS	55	74
Blocks per game	3.9	5.3
ATTENDANCE	113217	64038
Home games-Avg/Game	7-16174	7-9148
Neutral site-Avg/Game	-	0-0

Date	Opponent		Score	Att.
* 01/05/16	at Auburn	w	81-69	7556
* 1/9/16	VANDERBILT	w	69-65	15055
* 1/13/16	at Alabama	L	50-73	12443
* 1/16/16	MISSOURI	w	81-72	15389
* 1/19/16	at Ole Miss	Wot	77-74	7427
* 01/23/16	at Tennessee	L	69-78	13928
* 1/26/16	MISSISSIPPI STATE	w	84-74	12764
* 1/30/16	ALABAMA	w	78-64	18000
* 02/02/16	at Georgia	L	56-69	6427
* 02/06/16	at Texas A&M	w	81-78	11240
* 2/10/16	LSU	w	94-83	16009
* 2/13/16	KENTUCKY	L	62-89	18000
* 2-16-16	at Mizzou	L	67-72	5017
* 2/20/16	FLORIDA	Wot	73-69	18000

* = Conference game

% - Paradise Jam (Columbia, S.C.)

! - Paradise Jam (St. Thomas, USVI)

Score by Periods	1st	2nd	OT	Totals
South Carolina	460	542	20	1022
Opponents	482	534	13	1029



South Carolina Basketball

South Carolina Team Game-by-Game Comparison (as of Feb 23, 2016)

All games

Opponent	1st	2nd	Score	Mar	Total FG	FG Pct	3-Pointers	3FG Pct	Free Throws	FT Pct	Rebounds	Assist	T/Over	Block	Steal	Fouls
NORFOLK STATE	40/34	44/35	84-69	+15	23-59/19-56	.390/.339	9-22/11-28	.409/.393	29-42/20-23	.690/.870	46/35 +11	15/12	13/18	4/3	9/7	19/35
ORAL ROBERTS	33/30	51/36	84-66	+18	29-73/22-51	.397/.431	7-21/4-14	.333/.286	19-27/18-23	.704/.783	44/28 +16	14/7	6/13	4/5	5/3	22/23
DePaul	37/28	39/33	76-61	+15	24-60/19-52	.400/.365	5-13/3-14	.385/.214	23-34/20-31	.676/.645	43/33 +10	11/9	12/15	4/2	5/4	27/27
Hofstra	46/39	48/45	94-84	+10	37-68/28-55	.544/.509	5-9/17-34	.556/.500	15-23/11-17	.652/.647	41/23 +18	16/16	9/14	5/2	4/2	18/21
Tulsa	38/29	45/46	83-75	+8	27-54/24-54	.500/.444	7-14/5-16	.500/.313	22-28/22-31	.786/.710	34/31 +3	12/9	13/15	2/0	7/4	25/25
LIPSCOMB	51/40	41/36	92-76	+16	34-66/27-68	.515/.397	5-19/13-35	.263/.371	19-27/9-14	.704/.643	43/29 +14	24/18	17/18	7/3	12/8	19/24
WESTERN CAROLINA	37/28	39/25	76-53	+23	26-63/19-67	.413/.284	8-18/11-32	.444/.344	16-25/4-4	.640/1000	51/36 +15	14/13	19/20	7/3	10/10	12/17
USF	53/22	28/41	81-63	+18	29-61/24-68	.475/.353	7-21/2-15	.333/.133	16-25/13-22	.640/.591	32/46 (14)	14/9	12/19	6/6	12/8	15/20
DREXEL	32/28	47/26	79-54	+25	25-46/19-55	.543/.345	6-12/7-17	.500/.412	23-39/9-19	.590/.474	41/22 +19	14/11	15/13	9/2	6/3	19/28
Clemson	41/25	24/34	65-59	+6	23-53/23-63	.434/.365	8-19/8-26	.421/.308	11-14/5-9	.786/.556	42/34 +8	12/11	16/10	3/8	3/2	16/20
St. John's	40/34	35/27	75-61	+14	27-57/22-49	.474/.449	7-13/5-20	.538/.250	14-19/12-27	.737/.444	43/26 +17	14/11	17/14	1/5	9/6	23/19
FRANCIS MARION	38/20	40/36	78-56	+22	27-64/18-60	.422/.300	8-27/6-23	.296/.261	16-30/14-25	.533/.560	47/42 +5	16/7	16/22	8/4	13/10	18/29
MEMPHIS	42/42	44/34	86-76	+10	18-57/19-61	.316/.311	4-17/8-22	.235/.364	46-63/30-36	.730/.833	53/38 +15	9/8	13/15	7/9	7/7	27/41
Auburn	43/30	38/39	81-69	+12	25-50/24-54	.500/.444	9-23/12-30	.391/.400	22-28/9-13	.786/.692	34/27 +7	15/12	19/21	0/1	9/7	13/19
VANDERBILT	35/38	34/27	69-65	+4	24-57/20-61	.421/.328	3-13/5-24	.231/.208	18-29/20-29	.621/.690	44/36 +8	11/10	13/11	3/7	3/5	23/25
Alabama	22/35	28/38	50-73	(23)	19-53/24-51	.358/.471	3-18/13-28	.167/.464	9-17/12-21	.529/.571	33/38 (5)	9/16	18/17	3/3	4/8	19/20
MISSOURI	41/34	40/38	81-72	+9	28-62/28-57	.452/.491	3-21/7-19	.143/.368	22-33/9-13	.667/.692	41/26 +15	12/17	13/16	5/3	7/8	15/24
Ole Miss	29/39	37/27	77-74	+3	26-62/24-61	.419/.393	4-14/10-33	.286/.303	21-31/16-27	.677/.593	49/37 +12	16/16	15/10	3/4	4/10	24/25
Tennessee	28/29	41/49	69-78	(9)	25-60/19-46	.417/.413	4-14/10-21	.286/.476	15-23/30-32	.652/.938	34/34 -	11/11	17/18	2/3	7/12	24/21
MISSISSIPPI STATE	43/34	41/40	84-74	+10	26-58/23-61	.448/.377	5-15/11-24	.333/.458	27-41/17-23	.659/.739	51/26 +25	13/11	18/12	7/12	6/10	25/32
ALABAMA	35/26	43/38	78-64	+14	22-60/20-60	.367/.333	6-19/6-24	.316/.250	28-46/18-25	.609/.720	50/41 +9	10/12	11/16	5/7	9/5	19/30
Georgia	23/33	33/36	56-69	(13)	18-58/22-56	.310/.393	7-23/8-22	.304/.364	13-19/17-25	.684/.680	37/44 (7)	9/11	14/13	9/9	3/9	23/19
Texas A&M	40/41	41/37	81-78	+3	30-57/26-53	.526/.491	12-21/12-25	.571/.480	9-16/14-22	.563/.636	32/30 +2	22/19	15/17	1/4	8/5	20/20
LSU	39/35	55/48	94-83	+11	30-62/29-61	.484/.475	7-19/9-21	.368/.429	27-36/16-28	.750/.571	36/33 +3	16/16	9/12	3/5	8/4	26/30
KENTUCKY	27/42	35/47	62-89	(27)	18-55/31-64	.327/.484	4-14/11-25	.286/.440	22-31/16-21	.710/.762	39/38 +1	7/17	16/12	8/5	3/6	20/21
Mizzou	25/33	42/39	67-72	(5)	22-66/20-53	.333/.377	7-19/5-21	.368/.238	16-20/27-38	.800/.711	39/46 (7)	10/10	13/17	2/4	6/8	25/21
FLORIDA	30/33	34/31	73-69	+4	27-69/24-65	.391/.369	7-19/9-32	.368/.281	12-16/12-15	.750/.800	39/42 (3)	17/19	10/15	4/7	5/4	14/18

Note: Game totals are displayed in the format TEAM/OPPONENT for each category



South Carolina Basketball
South Carolina Category Leaders (as of Feb 23, 2016)
All games

Points	G	Pts	Pts/G
CARRERA, Michael	27	399	14.8
THORNWELL, Sindarius	27	349	12.9
NOTICE, Duane	27	302	11.2
KACINAS, Mindaugas	27	263	9.7
CHATKEVICIUS, L.	27	253	9.4
DOZIER, PJ	27	193	7.1
SILVA, Chris	27	151	5.6
STROMAN, Marcus	25	55	2.2
GREGORY, Jamall	16	30	1.9
COBB, Eric	22	25	1.1
MCKIE, Justin	21	24	1.1
DOBY, Raymond	12	19	1.6

FG Percentage	FG	Att	Pct
COBB, Eric	12	19	.632
GREGORY, Jamall	11	19	.579
KACINAS, Mindaugas	102	198	.515
CHATKEVICIUS, L.	97	194	.500
CARRERA, Michael	123	256	.480
SILVA, Chris	45	96	.469
NOTICE, Duane	94	236	.398
DOZIER, PJ	76	200	.380
THORNWELL, Sindarius	101	288	.351
RAGIN, John	1	3	.333
DOBY, Raymond	6	18	.333
BLANTON, TeMarcus	2	7	.286

3-Point Percentage	3FG	Att	Pct
STROMAN, Marcus	3	6	.500
BLANTON, TeMarcus	2	4	.500
CARRERA, Michael	45	96	.469
NOTICE, Duane	54	131	.412
GREGORY, Jamall	2	5	.400
THORNWELL, Sindarius	33	110	.300
CHATKEVICIUS, L.	7	25	.280
KACINAS, Mindaugas	12	47	.255
DOZIER, PJ	7	38	.184
MCKIE, Justin	2	14	.143
RAGIN, John	0	1	.000

Free Throw Percent	FG	Att	Pct
BLANTON, TeMarcus	4	4	1.000
THORNWELL, Sindarius	114	146	.781
CARRERA, Michael	108	142	.761
NOTICE, Duane	60	79	.759
CHATKEVICIUS, L.	52	73	.712
STROMAN, Marcus	30	46	.652
SILVA, Chris	61	99	.616
KACINAS, Mindaugas	47	78	.603
MCKIE, Justin	6	10	.600
GREGORY, Jamall	6	11	.545
DOZIER, PJ	34	63	.540
DOBY, Raymond	7	13	.538

Scoring Average	G	Pts	Avg/G
CARRERA, Michael	27	399	14.8
THORNWELL, Sindarius	27	349	12.9
NOTICE, Duane	27	302	11.2
KACINAS, Mindaugas	27	263	9.7
CHATKEVICIUS, L.	27	253	9.4
DOZIER, PJ	27	193	7.1
SILVA, Chris	27	151	5.6
STROMAN, Marcus	25	55	2.2
GREGORY, Jamall	16	30	1.9
DOBY, Raymond	12	19	1.6
BLANTON, TeMarcus	7	10	1.4
MCKIE, Justin	21	24	1.1

Field Goal Attempts	G	Att	Att/G
THORNWELL, Sindarius	27	288	10.7
CARRERA, Michael	27	256	9.5
NOTICE, Duane	27	236	8.7
DOZIER, PJ	27	200	7.4
KACINAS, Mindaugas	27	198	7.3

Field Goals Made	G	Made	Made/G
CARRERA, Michael	27	123	4.6
KACINAS, Mindaugas	27	102	3.8
THORNWELL, Sindarius	27	101	3.7
CHATKEVICIUS, L.	27	97	3.6
NOTICE, Duane	27	94	3.5

3-Point FG Attempts	G	Att	Att/G
NOTICE, Duane	27	131	4.9
THORNWELL, Sindarius	27	110	4.1
CARRERA, Michael	27	96	3.6
KACINAS, Mindaugas	27	47	1.7
DOZIER, PJ	27	38	1.4

3-Point FG Made	G	Made	Made/G
NOTICE, Duane	27	54	2.0
CARRERA, Michael	27	45	1.7
THORNWELL, Sindarius	27	33	1.2
KACINAS, Mindaugas	27	12	0.4
DOZIER, PJ	27	7	0.3
CHATKEVICIUS, L.	27	7	0.3

Free Throw Attempts	G	Att	Att/G
THORNWELL, Sindarius	27	146	5.4
CARRERA, Michael	27	142	5.3
SILVA, Chris	27	99	3.7
NOTICE, Duane	27	79	2.9
KACINAS, Mindaugas	27	78	2.9

Free Throws Made	G	Made	Made/G
THORNWELL, Sindarius	27	114	4.2
CARRERA, Michael	27	108	4.0
SILVA, Chris	27	61	2.3
NOTICE, Duane	27	60	2.2
CHATKEVICIUS, L.	27	52	1.9



South Carolina Basketball
South Carolina Category Leaders (as of Feb 23, 2016)
All games

Rebounds	G	Reb	Reb/G
CARRERA, Michael	27	207	7.7
KACINAS, Mindaugas	27	146	5.4
THORNWELL, Sindarius	27	127	4.7
SILVA, Chris	27	122	4.5
CHATKEVICIUS, L.	27	117	4.3

Rebound Average	G	Reb	Avg/G
CARRERA, Michael	27	207	7.7
KACINAS, Mindaugas	27	146	5.4
THORNWELL, Sindarius	27	127	4.7
SILVA, Chris	27	122	4.5
CHATKEVICIUS, L.	27	117	4.3

Offensive Rebounds	G	No.	Avg/G
CARRERA, Michael	27	59	2.2
KACINAS, Mindaugas	27	58	2.1
CHATKEVICIUS, L.	27	53	2.0
SILVA, Chris	27	51	1.9
THORNWELL, Sindarius	27	33	1.2

Defensive Rebounds	G	No.	Avg/G
CARRERA, Michael	27	148	5.5
THORNWELL, Sindarius	27	94	3.5
KACINAS, Mindaugas	27	88	3.3
SILVA, Chris	27	71	2.6
CHATKEVICIUS, L.	27	64	2.4

Fouls	G	No.	Per/G
SILVA, Chris	27	89	3.3
CARRERA, Michael	27	76	2.8
DOZIER, PJ	27	70	2.6
CHATKEVICIUS, L.	27	68	2.5
KACINAS, Mindaugas	27	54	2.0

Foulsouts	G	No.
SILVA, Chris	27	3
CARRERA, Michael	27	2
CHATKEVICIUS, L.	27	1
KACINAS, Mindaugas	27	1
DOZIER, PJ	27	1

Assists	G	No.	Ast/G
THORNWELL, Sindarius	27	98	3.6
NOTICE, Duane	27	57	2.1
DOZIER, PJ	27	51	1.9
CARRERA, Michael	27	37	1.4
STROMAN, Marcus	25	32	1.3

Steals	G	No.	Stl/G
THORNWELL, Sindarius	27	39	1.4
DOZIER, PJ	27	31	1.1
CARRERA, Michael	27	26	1.0
NOTICE, Duane	27	23	0.9
STROMAN, Marcus	25	15	0.6

Blocked Shots	G	No.	Blk/G
CARRERA, Michael	27	28	1.0
CHATKEVICIUS, L.	27	25	0.9
SILVA, Chris	27	24	0.9
KACINAS, Mindaugas	27	13	0.5
THORNWELL, Sindarius	27	11	0.4

Minutes	G	No.	Min/G
THORNWELL, Sindarius	27	880	32.6
KACINAS, Mindaugas	27	787	29.1
CARRERA, Michael	27	743	27.5
NOTICE, Duane	27	700	25.9
CHATKEVICIUS, L.	27	583	21.6

Turnovers	G	No.	TO/G
DOZIER, PJ	27	68	2.5
THORNWELL, Sindarius	27	64	2.4
CARRERA, Michael	27	51	1.9
CHATKEVICIUS, L.	27	47	1.7
SILVA, Chris	27	30	1.1



South Carolina Basketball
South Carolina Team High/Low Analysis (as of Feb 23, 2016)
All games

South Carolina - TEAM GAME HIGHS

POINTS	94	LSU (2/10/16)
	94	vs Hofstra (11/22/15)
	92	LIPSCOMB (11/27/15)
	86	MEMPHIS (1/2/16)
	84	MISSISSIPPI STATE (1/26/16)
	84	ORAL ROBERTS (11/16/15)
	84	NORFOLK STATE (11/14/15)
FIELD GOALS MADE	37	vs Hofstra (11/22/15)
	34	LIPSCOMB (11/27/15)
FIELD GOAL ATTEMPTS	73	ORAL ROBERTS (11/16/15)
	69	FLORIDA (2/20/16)
FIELD GOAL PERCENTAGE	.544 (37-68)	vs Hofstra (11/22/15)
	.543 (25-46)	DREXEL (12/15/15)
3 PT FIELD GOALS MADE	12	at Texas A&M (02/06/16)
	9	at Auburn (01/05/16)
	9	NORFOLK STATE (11/14/15)
3 PT FG ATTEMPTS	27	FRANCIS MARION (12/30/15)
	23	at Georgia (02/02/16)
	23	at Auburn (01/05/16)
3 PT FG PERCENTAGE	.571 (12-21)	at Texas A&M (02/06/16)
	.556 (5-9)	vs Hofstra (11/22/15)
FREE THROWS MADE	46	MEMPHIS (1/2/16)
	29	NORFOLK STATE (11/14/15)
FREE THROW ATTEMPTS	63	MEMPHIS (1/2/16)
	46	ALABAMA (1/30/16)
FREE THROW PERCENTAGE	.800 (16-20)	at Mizzou (2-16-16)
	.786 (22-28)	at Auburn (01/05/16)
	.786 (22-28)	vs Tulsa (11/23/15)
	.786 (11-14)	at Clemson (12/18/15)
REBOUNDS	53	MEMPHIS (1/2/16)
	51	MISSISSIPPI STATE (1/26/16)
	51	WESTERN CAROLINA (11/30/15)
ASSISTS	24	LIPSCOMB (11/27/15)
	22	at Texas A&M (02/06/16)
STEALS	13	FRANCIS MARION (12/30/15)
	12	USF (12/5/15)
	12	LIPSCOMB (11/27/15)
BLOCKED SHOTS	9	at Georgia (02/02/16)
	9	DREXEL (12/15/15)
TURNOVERS	19	at Auburn (01/05/16)
	19	WESTERN CAROLINA (11/30/15)
FOULS	27	MEMPHIS (1/2/16)
	27	vs DePaul (11/20/15)



South Carolina Basketball
South Carolina High/Low Analysis (as of Feb 23, 2016)
All games

Opponent - GAME HIGHS

POINTS	89	KENTUCKY (2/13/16)
	84	vs Hofstra (11/22/15)
	83	LSU (2/10/16)
	78	at Texas A&M (02/06/16)
	78	at Tennessee (01/23/16)
FIELD GOALS MADE	31	KENTUCKY (2/13/16)
	29	LSU (2/10/16)
FIELD GOAL ATTEMPTS	68	USF (12/5/15)
	68	LIPSCOMB (11/27/15)
FIELD GOAL PERCENTAGE	.509 (28-55)	vs Hofstra (11/22/15)
	.491 (28-57)	MISSOURI (1/16/16)
3 PT FIELD GOALS MADE	17	vs Hofstra (11/22/15)
	13	at Alabama (1/13/16)
	13	LIPSCOMB (11/27/15)
3 PT FG ATTEMPTS	35	LIPSCOMB (11/27/15)
	34	vs Hofstra (11/22/15)
3 PT FG PERCENTAGE	.500 (17-34)	vs Hofstra (11/22/15)
	.480 (12-25)	at Texas A&M (02/06/16)
FREE THROWS MADE	30	at Tennessee (01/23/16)
	30	MEMPHIS (1/2/16)
FREE THROW ATTEMPTS	38	at Mizzou (2-16-16)
	36	MEMPHIS (1/2/16)
FREE THROW PERCENTAGE	1.000 (4-4)	WESTERN CAROLINA (11/30/15)
	.938 (30-32)	at Tennessee (01/23/16)
REBOUNDS	46	at Mizzou (2-16-16)
	46	USF (12/5/15)
ASSISTS	19	FLORIDA (2/20/16)
	19	at Texas A&M (02/06/16)
STEALS	12	at Tennessee (01/23/16)
	10	MISSISSIPPI STATE (1/26/16)
	10	at Ole Miss (1/19/16)
	10	FRANCIS MARION (12/30/15)
	10	WESTERN CAROLINA (11/30/15)
BLOCKED SHOTS	12	MISSISSIPPI STATE (1/26/16)
	9	at Georgia (02/02/16)
	9	MEMPHIS (1/2/16)
TURNOVERS	22	FRANCIS MARION (12/30/15)
	21	at Auburn (01/05/16)
FOULS	41	MEMPHIS (1/2/16)
	35	NORFOLK STATE (11/14/15)



South Carolina Basketball
South Carolina High/Low Analysis (as of Feb 23, 2016)
All games

South Carolina - GAME LOWS

POINTS	50	at Alabama (1/13/16)
	56	at Georgia (02/02/16)
	62	KENTUCKY (2/13/16)
	65	at Clemson (12/18/15)
	67	at Mizzou (2-16-16)
FIELD GOALS MADE	18	MEMPHIS (1/2/16)
	18	at Georgia (02/02/16)
	18	KENTUCKY (2/13/16)
FIELD GOAL ATTEMPTS	46	DREXEL (12/15/15)
	50	at Auburn (01/05/16)
FIELD GOAL PERCENTAGE	.310 (18-58)	at Georgia (02/02/16)
	.316 (18-57)	MEMPHIS (1/2/16)
3 PT FIELD GOALS MADE	3	VANDERBILT (1/9/16)
	3	at Alabama (1/13/16)
	3	MISSOURI (1/16/16)
3 PT FG ATTEMPTS	9	vs Hofstra (11/22/15)
	12	DREXEL (12/15/15)
3 PT FG PERCENTAGE	.143 (3-21)	MISSOURI (1/16/16)
	.167 (3-18)	at Alabama (1/13/16)
FREE THROWS MADE	9	at Alabama (1/13/16)
	9	at Texas A&M (02/06/16)
FREE THROW ATTEMPTS	14	at Clemson (12/18/15)
	16	at Texas A&M (02/06/16)
	16	FLORIDA (2/20/16)
FREE THROW PERCENTAGE	.529 (9-17)	at Alabama (1/13/16)
	.533 (16-30)	FRANCIS MARION (12/30/15)
REBOUNDS	32	USF (12/5/15)
	32	at Texas A&M (02/06/16)
ASSISTS	7	KENTUCKY (2/13/16)
	9	MEMPHIS (1/2/16)
	9	at Alabama (1/13/16)
	9	at Georgia (02/02/16)
STEALS	3	at Clemson (12/18/15)
	3	VANDERBILT (1/9/16)
	3	at Georgia (02/02/16)
	3	KENTUCKY (2/13/16)
BLOCKED SHOTS	0	at Auburn (01/05/16)
	1	vs St. John's (12/22/15)
	1	at Texas A&M (02/06/16)
TURNOVERS	6	ORAL ROBERTS (11/16/15)
	9	vs Hofstra (11/22/15)
	9	LSU (2/10/16)
FOULS	12	WESTERN CAROLINA (11/30/15)
	13	at Auburn (01/05/16)



South Carolina Basketball
South Carolina High/Low Analysis (as of Feb 23, 2016)
All games

Opponent - GAME LOWS

POINTS	53	WESTERN CAROLINA (11/30/15)
	54	DREXEL (12/15/15)
	56	FRANCIS MARION (12/30/15)
	59	at Clemson (12/18/15)
	61	vs DePaul (11/20/15)
	61	vs St. John's (12/22/15)
FIELD GOALS MADE	18	FRANCIS MARION (12/30/15)
	19	NORFOLK STATE (11/14/15)
	19	vs DePaul (11/20/15)
	19	WESTERN CAROLINA (11/30/15)
	19	DREXEL (12/15/15)
	19	MEMPHIS (1/2/16)
	19	at Tennessee (01/23/16)
FIELD GOAL ATTEMPTS	46	at Tennessee (01/23/16)
	49	vs St. John's (12/22/15)
FIELD GOAL PERCENTAGE	.284 (19-67)	WESTERN CAROLINA (11/30/15)
	.300 (18-60)	FRANCIS MARION (12/30/15)
3 PT FIELD GOALS MADE	2	USF (12/5/15)
	3	vs DePaul (11/20/15)
3 PT FG ATTEMPTS	14	ORAL ROBERTS (11/16/15)
	14	vs DePaul (11/20/15)
3 PT FG PERCENTAGE	.133 (2-15)	USF (12/5/15)
	.208 (5-24)	VANDERBILT (1/9/16)
FREE THROWS MADE	4	WESTERN CAROLINA (11/30/15)
	5	at Clemson (12/18/15)
FREE THROW ATTEMPTS	4	WESTERN CAROLINA (11/30/15)
	9	at Clemson (12/18/15)
FREE THROW PERCENTAGE	.444 (12-27)	vs St. John's (12/22/15)
	.474 (9-19)	DREXEL (12/15/15)
REBOUNDS	22	DREXEL (12/15/15)
	23	vs Hofstra (11/22/15)
ASSISTS	7	ORAL ROBERTS (11/16/15)
	7	FRANCIS MARION (12/30/15)
STEALS	2	vs Hofstra (11/22/15)
	2	at Clemson (12/18/15)
BLOCKED SHOTS	0	vs Tulsa (11/23/15)
	1	at Auburn (01/05/16)
TURNOVERS	10	at Clemson (12/18/15)
	10	at Ole Miss (1/19/16)
FOULS	17	WESTERN CAROLINA (11/30/15)
	18	FLORIDA (2/20/16)



South Carolina Basketball
South Carolina Player High/Low Analysis (as of Feb 23, 2016)
All games

South Carolina - I N D I V I D U A L G A M E H I G H S

Points	34		CARRERA, Michael vs Mississippi State (1/26/16)
	27		CHATKEVICIUS, L. vs Oral Roberts (11/16/15)
	25		CARRERA, Michael vs Kentucky (2/13/16)
	25		THORNWELL, Sindarius at Texas A&M (02/06/16)
	24		THORNWELL, Sindarius vs LSU (2/10/16)
Field Goals Made	10		CARRERA, Michael vs Mississippi State (1/26/16)
	9		THORNWELL, Sindarius at Texas A&M (02/06/16)
	9		KACINAS, Mindaugas vs Hofstra (11/22/15)
	9		CHATKEVICIUS, L. vs Oral Roberts (11/16/15)
Field Goal Att.	20		THORNWELL, Sindarius at Texas A&M (02/06/16)
	19		CARRERA, Michael vs Florida (2/20/16)
FG Pct (min 5 made)	1.000	(7-7)	CHATKEVICIUS, L. vs Lipscomb (11/27/15)
	1.000	(6-6)	CARRERA, Michael at Texas A&M (02/06/16)
3-Point FG Made	5		NOTICE, Duane at Mizzou (2-16-16)
	5		CARRERA, Michael at Texas A&M (02/06/16)
	5		THORNWELL, Sindarius at Auburn (01/05/16)
3-Point FG Att.	8		CARRERA, Michael vs Florida (2/20/16)
	8		NOTICE, Duane vs LSU (2/10/16)
	8		THORNWELL, Sindarius at Texas A&M (02/06/16)
	8		THORNWELL, Sindarius at Georgia (02/02/16)
	8		NOTICE, Duane vs Mississippi State (1/26/16)
	8		NOTICE, Duane at Ole Miss (1/19/16)
	8		THORNWELL, Sindarius at Auburn (01/05/16)
3-Pt FG Pct (min 2 made)	1.000	(5-5)	CARRERA, Michael at Texas A&M (02/06/16)
	1.000	(2-2)	NOTICE, Duane vs St. John's (12/22/15)
	1.000	(2-2)	BLANTON, TeMarcus vs Drexel (12/15/15)
	1.000	(2-2)	KACINAS, Mindaugas vs Western Carolina (11/30/15)
	1.000	(2-2)	DOZIER, PJ vs Hofstra (11/22/15)
	1.000	(2-2)	CARRERA, Michael vs Hofstra (11/22/15)
	1.000	(2-2)	NOTICE, Duane vs DePaul (11/20/15)
Free Throws Made	12		CARRERA, Michael vs Alabama (1/30/16)
	12		CARRERA, Michael vs Mississippi State (1/26/16)
	12		NOTICE, Duane vs Memphis (1/2/16)
Free Throw Att.	16		DOZIER, PJ vs Drexel (12/15/15)
	15		CARRERA, Michael vs Kentucky (2/13/16)
	15		CARRERA, Michael vs Mississippi State (1/26/16)
	15		KACINAS, Mindaugas vs DePaul (11/20/15)
FT Pct (min 3 made)	1.000	(12-12)	NOTICE, Duane vs Memphis (1/2/16)
	1.000	(8-8)	STROMAN, Marcus at Auburn (01/05/16)
	1.000	(7-7)	CHATKEVICIUS, L. at Ole Miss (1/19/16)
	1.000	(6-6)	THORNWELL, Sindarius vs Florida (2/20/16)
	1.000	(6-6)	THORNWELL, Sindarius at Georgia (02/02/16)
	1.000	(6-6)	THORNWELL, Sindarius vs Mississippi State (1/26/16)
	1.000	(6-6)	THORNWELL, Sindarius vs Tulsa (11/23/15)
	1.000	(5-5)	CARRERA, Michael vs Western Carolina (11/30/15)
	1.000	(4-4)	THORNWELL, Sindarius at Mizzou (2-16-16)
	1.000	(4-4)	THORNWELL, Sindarius vs Alabama (1/30/16)
	1.000	(4-4)	CARRERA, Michael at Tennessee (01/23/16)
	1.000	(4-4)	KACINAS, Mindaugas vs Memphis (1/2/16)
	1.000	(4-4)	CHATKEVICIUS, L. vs Tulsa (11/23/15)
	1.000	(4-4)	KACINAS, Mindaugas vs Oral Roberts (11/16/15)
	1.000	(3-3)	DOBY, Raymond vs LSU (2/10/16)
	1.000	(3-3)	NOTICE, Duane at Alabama (1/13/16)

	1.000	(3-3)	SILVA, Chris vs Francis Marion (12/30/15)
	1.000	(3-3)	THORNWELL, Sindarius at Clemson (12/18/15)
	1.000	(3-3)	CARRERA, Michael vs Lipscomb (11/27/15)
	1.000	(3-3)	CHATKEVICIUS, L. vs Lipscomb (11/27/15)
	1.000	(3-3)	NOTICE, Duane vs Norfolk State (11/14/15)
	1.000	(3-3)	CHATKEVICIUS, L. vs Norfolk State (11/14/15)
Rebounds	15		CARRERA, Michael vs Florida (2/20/16)
	15		CARRERA, Michael vs Mississippi State (1/26/16)
Assists	9		THORNWELL, Sindarius at Texas A&M (02/06/16)
	8		NOTICE, Duane vs Florida (2/20/16)
Steals	5		DOZIER, PJ vs Francis Marion (12/30/15)
	5		THORNWELL, Sindarius vs Tulsa (11/23/15)
Blocked Shots	3		CARRERA, Michael vs Florida (2/20/16)
	3		CARRERA, Michael vs Kentucky (2/13/16)
	3		CARRERA, Michael at Georgia (02/02/16)
	3		SILVA, Chris vs Alabama (1/30/16)
	3		CARRERA, Michael vs Mississippi State (1/26/16)
	3		SILVA, Chris vs Francis Marion (12/30/15)
	3		CHATKEVICIUS, L. vs Drexel (12/15/15)
	3		SILVA, Chris vs USF (12/5/15)
	3		CHATKEVICIUS, L. vs Hofstra (11/22/15)
Turnovers	6		THORNWELL, Sindarius vs Kentucky (2/13/16)
	6		DOZIER, PJ at Auburn (01/05/16)
Fouls	5		CHATKEVICIUS, L. at Mizzou (2-16-16)
	5		KACINAS, Mindaugas vs LSU (2/10/16)
	5		SILVA, Chris vs LSU (2/10/16)
	5		CARRERA, Michael at Georgia (02/02/16)
	5		SILVA, Chris at Georgia (02/02/16)
	5		DOZIER, PJ at Alabama (1/13/16)
	5		CARRERA, Michael vs Vanderbilt (1/9/16)
	5		SILVA, Chris vs Francis Marion (12/30/15)
Minutes	44		THORNWELL, Sindarius vs Florida (2/20/16)
	43		CARRERA, Michael vs Florida (2/20/16)
	41		THORNWELL, Sindarius at Ole Miss (1/19/16)
	39		THORNWELL, Sindarius at Texas A&M (02/06/16)
	38		THORNWELL, Sindarius at Mizzou (2-16-16)



South Carolina Basketball
South Carolina Opponent High/Low Analysis (as of Feb 23, 2016)
All games

OPPONENT INDIVIDUAL GAME HIGHS

Points	36		Punter, Kevin at Tennessee (01/23/16)
	31		Obi Emegano vs Oral Roberts (11/16/15)
	28		GREEN, Juan'ya vs Hofstra (11/22/15)
	27		Tyler Ulis vs Kentucky (2/13/16)
	27		Norris, Riley at Alabama (1/13/16)
Field Goals Made	10		CLARK, Wes vs Missouri (1/16/16)
	10		Harris, Tyler at Auburn (01/05/16)
Field Goal Att.	21		Jamal Murray vs Kentucky (2/13/16)
	21		Obi Emegano vs Oral Roberts (11/16/15)
FG Pct (min 5 made)	1.000	(6-6)	ROSBURG, Ryan vs Missouri (1/16/16)
	.833	(5-6)	JONES, Damian vs Vanderbilt (1/9/16)
	.833	(5-6)	JONES, Christian vs St. John's (12/22/15)
3-Point FG Made	8		Norris, Riley at Alabama (1/13/16)
	6		Punter, Kevin at Tennessee (01/23/16)
	6		GREEN, Juan'ya vs Hofstra (11/22/15)
3-Point FG Att.	13		GREEN, Juan'ya vs Hofstra (11/22/15)
	12		Canty, Kareem at Auburn (01/05/16)
3-Pt FG Pct (min 2 made)	1.000	(3-3)	I.J. Ready vs Mississippi State (1/26/16)
	1.000	(2-2)	PATTERSON, Jalyne vs LSU (2/10/16)
	1.000	(2-2)	Alex Caruso at Texas A&M (02/06/16)
	1.000	(2-2)	MARTIN, Jeremiah vs Memphis (1/2/16)
Free Throws Made	14		Punter, Kevin at Tennessee (01/23/16)
	12		TARRANT JR., Ricky vs Memphis (1/2/16)
	12		HARRISON, Shaquille vs Tulsa (11/23/15)
Free Throw Att.	17		ROSBURG at Mizzou (2-16-16)
	16		HARRISON, Shaquille vs Tulsa (11/23/15)
FT Pct (min 3 made)	1.000	(12-12)	TARRANT JR., Ricky vs Memphis (1/2/16)
	1.000	(10-10)	Obi Emegano vs Oral Roberts (11/16/15)
	1.000	(8-8)	Hubbs III, Robert at Tennessee (01/23/16)
	1.000	(7-7)	GOODWIN, Shaq vs Memphis (1/2/16)
	1.000	(7-7)	GARRETT, Billy vs DePaul (11/20/15)
	1.000	(5-5)	WRIGHT at Mizzou (2-16-16)
	1.000	(5-5)	I.J. Ready vs Mississippi State (1/26/16)
	1.000	(5-5)	Coleman, Justin at Alabama (1/13/16)
	1.000	(5-5)	SHORT, Jeff vs Norfolk State (11/14/15)
	1.000	(4-4)	VICTOR II, Craig vs LSU (2/10/16)
	1.000	(4-4)	Hale, Shannon vs Alabama (1/30/16)
	1.000	(4-4)	Moody, Stefan at Ole Miss (1/19/16)
	1.000	(4-4)	MORILLO, Nehemias vs USF (12/5/15)
	1.000	(4-4)	Mike Brown vs Western Carolina (11/30/15)
	1.000	(3-3)	Allen, KeVaughn vs Florida (2/20/16)
	1.000	(3-3)	Q. Weatherspoon vs Mississippi State (1/26/16)
	1.000	(3-3)	WOODSON, Avery vs Memphis (1/2/16)
Rebounds	13		Finney-Smith, Dorian vs Florida (2/20/16)
	13		Marcus Lee vs Kentucky (2/13/16)
	13		COUSINS, Jaleel vs USF (12/5/15)
Assists	12		Tyler Ulis vs Kentucky (2/13/16)
	8		Alex Caruso at Texas A&M (02/06/16)
	8		CLARK, Wes vs Missouri (1/16/16)
	8		MORAN, NATHAN vs Lipscomb (11/27/15)
Steals	5		Moore, Armani at Tennessee (01/23/16)
	4		FRAZIER, J.J. at Georgia (02/02/16)
	4		Punter, Kevin at Tennessee (01/23/16)

Blocked Shots	4	Brooks,Rasheed at Ole Miss (1/19/16)
	4	Mike Brown vs Western Carolina (11/30/15)
	5	NNOKO, Landry at Clemson (12/18/15)
	4	MATEN, Yante at Georgia (02/02/16)
	4	Craig Sword vs Mississippi State (1/26/16)
Turnovers	4	KORNET, Luke vs Vanderbilt (1/9/16)
	4	Albert Owens vs Oral Roberts (11/16/15)
	7	PETERS, Roddy vs USF (12/5/15)
	6	Bowers, Cinmeon at Auburn (01/05/16)
	6	Harris, Tyler at Auburn (01/05/16)
Fouls	6	Torrior Brummitt vs Western Carolina (11/30/15)
	5	Egbunu, John vs Florida (2/20/16)
	5	PURYEAR at Mizzou (2-16-16)
	5	QUARTERMAN, Tim vs LSU (2/10/16)
	5	VICTOR II, Craig vs LSU (2/10/16)
	5	Jalen Jones at Texas A&M (02/06/16)
	5	Hall, Donta vs Alabama (1/30/16)
	5	Taylor, Jimmie vs Alabama (1/30/16)
	5	Kessens, Michael vs Alabama (1/30/16)
	5	Obasohan, Retin vs Alabama (1/30/16)
	5	Craig Sword vs Mississippi State (1/26/16)
	5	Malik Newman vs Mississippi State (1/26/16)
	5	Reese, Derek at Tennessee (01/23/16)
	5	Perez,Anthony at Ole Miss (1/19/16)
	5	Gielo,Tomasz at Ole Miss (1/19/16)
	5	ROSBURG, Ryan vs Missouri (1/16/16)
	5	Hall, Donta at Alabama (1/13/16)
	5	JONES, Damian vs Vanderbilt (1/9/16)
	5	CRESSLER, Nolan vs Vanderbilt (1/9/16)
	5	BALDWIN IV, Wade vs Vanderbilt (1/9/16)
	5	Brown, Bryce at Auburn (01/05/16)
	5	LAWSON, Dedric vs Memphis (1/2/16)
	5	GOODWIN, Shaq vs Memphis (1/2/16)
	5	BURRELL, Trahson vs Memphis (1/2/16)
	5	CRAWFORD, Markel vs Memphis (1/2/16)
	5	LAWSON, K.J. vs Memphis (1/2/16)
	5	JEROME, David vs Francis Marion (12/30/15)
	5	DAVIS JR., Mike vs Francis Marion (12/30/15)
	5	Williams, Austin vs Drexel (12/15/15)
	5	Myles, Tyshawn vs Drexel (12/15/15)
	5	Allen, Terrell vs Drexel (12/15/15)
	5	BRAMMEIER,GEORGE vs Lipscomb (11/27/15)
	5	SWANNEGAN, Brandon vs Tulsa (11/23/15)
	5	CURTIS, Marquel vs Tulsa (11/23/15)
	5	NICHOLS, Malik vs Hofstra (11/22/15)
	5	Brandon Conley vs Oral Roberts (11/16/15)
	5	Aaron Anderson vs Oral Roberts (11/16/15)
	5	TAYLOR,D'Shon vs Norfolk State (11/14/15)
	5	SHORT,Jeff vs Norfolk State (11/14/15)
	5	WADE,Jonathan vs Norfolk State (11/14/15)