



# 2011-12 SOUTH CAROLINA BASKETBALL

## OPENING TIP

**Date:** Saturday, December 17, 2011  
**Tipoff:** 12 p.m. ET  
**Location:** Columbia, S.C.  
**Arena:** Colonial Life Arena  
**Series:** Ohio State leads 2-1  
**Television:** ESPN  
**Talent:** Mike Patrick (pxp), Len Elmore (analyst)  
**Radio:** Derek Scott (pxp), Casey Manning (analyst)

## GAME 10

## 2011-12 SCHEDULE

DATE	OPPONENT (TV)	TIME/RESULT
Nov. 3	Kentucky Wesleyan* (SS)	W, 69-59
Nov. 11	Western Carolina (SS)	W, 75-50
Nov. 15	at Elon (SS)	L, 58-53
<i>Continental Tire Las Vegas Invitational</i>		
Nov. 20	Tennessee State (SS)	L, 64-63
Nov. 22	Mississippi Valley State (SS)	W, 61-57
Nov. 25	No. 1 North Carolina (ESPN2)	L, 87-62
Nov. 26	Southern California (ESPN3.com)	L, 63-60
<i>Big East/SEC Challenge</i>		
Dec. 1	Providence (ESPN)	L, 76-67
Dec. 4	at Clemson (ESPN)	W, 58-55
Dec. 13	Presbyterian (SS)	W, 66-58
Dec. 17	No. 2 Ohio State (ESPN)	12 p.m.
Dec. 21	Southeastern Louisiana (SS)	7 p.m.
Dec. 28	Wofford (CSS)	7 p.m.
Dec. 31	USC Upstate (SS)	12 p.m.
Jan. 3	SC State	7 p.m.
Jan. 7	at Kentucky* (SECN)	4 p.m.
Jan. 10	Vanderbilt* (ESPN)	9 p.m.
Jan. 14	Florida* (CSS)	7 p.m.
Jan. 21	at Auburn* (SECN)	1:30 p.m.
Jan. 25	Alabama* (SECN)	8 p.m.
Jan. 28	at Ole Miss* (FSN)	7 p.m.
Feb. 2	at Florida* (ESPN/ESPN2)	9 p.m.
Feb. 4	Kentucky* (ESPN/ESPN2)	6 p.m.
Feb. 8	at Tennessee* (SECN)	8 p.m.
Feb. 11	at Arkansas* (SECN)	1:30 p.m.
Feb. 15	Georgia* (CSS)	7 p.m.
Feb. 18	LSU* (SECN)	1:30 p.m.
Feb. 22	at Vanderbilt* (SECN)	8 p.m.
Feb. 25	Tennessee* (FSN)	8 p.m.
Feb. 29	Mississippi State* (SECN)	8 p.m.
March 3	at Georgia* (SECN)	1:30 p.m.
<i>SEC Tournament</i>		
March 10	First Round (SECN)	TBA
March 11	Quarterfinals (SECN)	TBA
March 12	Semifinals (ABC)	TBA
March 13	Finals (ABC)	TBA

All home games in **bold** | All times listed Eastern  
 \* indicates SEC contest | & indicates exhibition | **SS**-SportSouth | **SECN**-SEC Network | **CSS**-CharterSports SE



**SOUTH CAROLINA**  
**GAMECOCKS**  
**(4-5)**

- VS -

**NO. 2 OHIO STATE**  
**BUCKEYES**  
**(9-1)**



**Ranking:** AP/Coaches (-/-)  
**Last Five:** 2-3  
**Head Coach:** Darrin Horn  
**Record at SC:** 54-47 (4th)  
**Career Rec.:** 165-95 (9th)  
**vs. OSU:** 0-1  
**SID:** Emily Feeny

**Stat Leaders (per game):**  
**Points:** Cooke (12.2)  
**Rebounds:** Gill (5.3)  
**Assists:** Jackson (2.2)  
**Blocks:** Harris (2.2)  
**Steals:** Cooke (2.0)

**Ranking:** AP/Coaches (2/2)  
**Last Five:** 4-1  
**Head Coach:** Thad Matta  
**Record at OSU:** 199-58 (8th)  
**Career Rec.:** 301-89 (12th)  
**vs. SC:** 1-0  
**SID:** Dan Wallenberg

**Stat Leaders (per game):**  
**Points:** Sullinger (18.3)  
**Rebounds:** Sullinger (10.3)  
**Assists:** Craft (5.4)  
**Blocks:** Williams (0.9)  
**Steals:** Craft (3.0)

## PROBABLE STARTERS (BASED ON PREVIOUS GAME)

South Carolina	Ht.	Wt.	Yr.	Hometown	PPG	RPG	MPG
G - #5, Eric Smith	5-11	210	So.	Mullins, S.C.	7.8	1.6	22.0
F - #30, Lakeem Jackson	6-5	238	Jr.	Charlotte, N.C.	5.2	3.8	21.6
F - #13, Anthony Gill	6-8	235	Fr.	Charlotte, N.C.	8.6	5.3	24.0
F - #15, Malik Cooke	6-6	215	R-Sr.	Charlotte, N.C.	12.2	4.9	30.1
F - #24, Damontre Harris	6-9	226	So.	Fayetteville, N.C.	6.0	4.8	22.8

Ohio State	Ht.	Wt.	Yr.	Hometown	PPG	RPG	MPG
F - #1, Deshaun Thomas	6-7	225	So.	Ft. Wayne, Ind.	14.5	3.9	27.4
F - #30, Evan Ravenel	6-8	260	Jr.	Tampa, Fla.	6.1	2.5	13.8
G - #4, Aaron Craft	6-2	190	So.	Findlay, Ohio	9.5	3.0	29.7
G - #32, Lenzelle Smith Jr.	6-4	205	So.	Zion, Ill.	4.6	4.5	21.0
G - #44, William Buford	6-6	220	Sr.	Toledo, Ohio	16.3	4.1	31.9

## CAROLINA QUICK HITS

- South Carolina is in its 104th season of basketball.
- The Gamecocks are led by fourth-year head coach Darrin Horn.
- South Carolina earned its second-consecutive win with a 66-58 victory over Presbyterian on Tuesday night at Colonial Life Arena. Sophomore guard Bruce Ellington led three Gamecocks in double figures with 15 points on the night. It marked his best all-around performance since his return to the court from the football field, as Ellington also dished three assists and collected one steal.
- After struggling in the first half, scoring just 19 points on 24.1 percent shooting, the Gamecocks used a stifling full court press to score 47 points in the second half, including 10 points off of turnovers and 10 fast break points in the set. The 47 points marked a season high for points in a half for the Gamecocks.
- South Carolina ranks first in the SEC in rebounding defense, as Carolina opponents collect just 31.3 rebounds per game. The Gamecocks have out-rebounded seven of nine opponents this season.
- South Carolina prepares to play its second top-five opponent of the season when Ohio State visits Columbia on Saturday. The Gamecocks played No. 1 North Carolina on Nov. 25 in Las Vegas in their previous matchup with one of the top ranked teams in the country.
- Saturday's matchup marks the second-straight season that the Gamecocks will play the Buckeyes when Ohio State is ranked as the No. 2 team in the country. OSU earned a 79-57 victory over South Carolina in Columbus last season.
- Sophomore guard Bruce Ellington posted the winning point on two clutch free throws with 13.0 seconds on the clock, and R-senior forward Malik Cooke sealed the win with a pair of free throws with 6.7 on the clock in a 58-55 victory at Clemson on Dec. 4. Sophomore guard Eric Smith also sank a crucial jumper with 25.9 on the clock to propel the Gamecocks to their first win at Clemson since the 2003 campaign.
- Sophomore point guard Bruce Ellington made his return to the practice court with the Gamecock hoops team on Nov. 28. Ellington is also a member of the Gamecock football team. To date, Ellington has scored two touchdowns this season, including a 49-yard reception for a score vs. Clemson on Dec. 4.
- In games it has won this season, South Carolina holds a +10.0 scoring margin over its opponents. To compare, in games it has lost, Gamecock opponents score 8.6 more points per game.
- South Carolina is 280-266 (.511) all-time in the month of December. South Carolina earned a 4-2 mark last season during the month.
- South Carolina owns a 13-22 (.371) record against current schools in the Big Ten. Carolina's last win over a Big Ten opponent came against Penn State on Nov. 22, 2007, competing in the Old Spice Classic. South Carolina won that contest, 74-67. The Gamecocks lost two matchups against Big Ten opponents last season, dropping a 82-73 decision at then-No. 2 Michigan State on Nov. 16, before a 79-57 loss at then-No. 2 Ohio State on Dec. 18.



# SOUTH CAROLINA GAMECOCKS

OVERALL: 4-5; SEC: 0-0; HOME: 3-2; AWAY: 1-1; NEUTRAL: 0-2

1		<b>BRENTON WILLIAMS</b> - So. - G - 5-11 - 172 - Kissimmee, Fla.  <table border="1"> <thead> <tr> <th>MIN</th> <th>PTS</th> <th>RBS</th> <th>AST</th> <th>FG%</th> <th>3FG%</th> <th>FT%</th> </tr> </thead> <tbody> <tr> <td>9.3</td> <td>4.3</td> <td>0.8</td> <td>0.3</td> <td>40.0</td> <td>28.6</td> <td>75.0</td> </tr> </tbody> </table> <ul style="list-style-type: none"> <li>Junior college transfer from Santa Fe College</li> <li>Explosive in season opener versus Western Carolina, scoring 13 points on 5-of-8 field goals ... Also collected 5 steals vs. WCU</li> <li>Returned to game action vs. Presbyterian after missing previous five games due to a left knee sprain suffered on Nov. 20 vs. Tenn State</li> </ul>	MIN	PTS	RBS	AST	FG%	3FG%	FT%	9.3	4.3	0.8	0.3	40.0	28.6	75.0
MIN	PTS	RBS	AST	FG%	3FG%	FT%										
9.3	4.3	0.8	0.3	40.0	28.6	75.0										
2		<b>BRIAN RICHARDSON</b> - So. - G - 6-4 - 171 - Wilson, N.C.  <table border="1"> <thead> <tr> <th>MIN</th> <th>PTS</th> <th>RBS</th> <th>AST</th> <th>FG%</th> <th>3FG%</th> <th>FT%</th> </tr> </thead> <tbody> <tr> <td>18.4</td> <td>4.8</td> <td>2.1</td> <td>0.8</td> <td>27.9</td> <td>18.4</td> <td>66.7</td> </tr> </tbody> </table> <ul style="list-style-type: none"> <li>Saw action in all 30 contests with 24 starts last season as a freshman</li> <li>After a slow start to the season, has steadied offensively over the course of the last four games, averaging 7.0 points and 3.0 rebounds</li> <li>Tallied a season high 12 points vs. Southern Cal on Nov. 26</li> <li>Matched career high with two steals vs. Presbyterian on Dec. 13</li> </ul>	MIN	PTS	RBS	AST	FG%	3FG%	FT%	18.4	4.8	2.1	0.8	27.9	18.4	66.7
MIN	PTS	RBS	AST	FG%	3FG%	FT%										
18.4	4.8	2.1	0.8	27.9	18.4	66.7										
5		<b>ERIC SMITH</b> - So. - G - 5-11 - 210 - Mullins, S.C.  <table border="1"> <thead> <tr> <th>MIN</th> <th>PTS</th> <th>RBS</th> <th>AST</th> <th>FG%</th> <th>3FG%</th> <th>FT%</th> </tr> </thead> <tbody> <tr> <td>22.0</td> <td>7.8</td> <td>1.6</td> <td>2.1</td> <td>50.0</td> <td>46.7</td> <td>28.6</td> </tr> </tbody> </table> <ul style="list-style-type: none"> <li>Saw action in 28 games last season as a freshman</li> <li>Ranks tied for fifth in the SEC and team leader (at least 10 attempts) with a 48.3 field goal percentage from 3-point range</li> <li>Scored with 25.9 seconds on the clock, crucial shot in victory at Clemson</li> <li>Top game of the season, scored career high 18 points vs. Tenn State</li> </ul>	MIN	PTS	RBS	AST	FG%	3FG%	FT%	22.0	7.8	1.6	2.1	50.0	46.7	28.6
MIN	PTS	RBS	AST	FG%	3FG%	FT%										
22.0	7.8	1.6	2.1	50.0	46.7	28.6										
13		<b>ANTHONY GILL</b> - Fr. - F - 6-8 - 235 - Charlotte, N.C.  <table border="1"> <thead> <tr> <th>MIN</th> <th>PTS</th> <th>RBS</th> <th>AST</th> <th>FG%</th> <th>3FG%</th> <th>FT%</th> </tr> </thead> <tbody> <tr> <td>24.0</td> <td>8.6</td> <td>5.3</td> <td>1.4</td> <td>56.0</td> <td>80.0</td> <td>68.0</td> </tr> </tbody> </table> <ul style="list-style-type: none"> <li>Averaged 19.3 points, 9.0 rebounds, 2 assists, 1 block and 1 steal as a senior</li> <li>Consistent performer through early part of the season; ranks third on the team with 8.4 points per game and tied for second with 5.0 rebounds per game</li> <li>Key contributor in win at Clemson; scoring five points in final five minutes</li> <li>Tallied 10 points and a team high eight rebounds in win vs. Presbyterian</li> </ul>	MIN	PTS	RBS	AST	FG%	3FG%	FT%	24.0	8.6	5.3	1.4	56.0	80.0	68.0
MIN	PTS	RBS	AST	FG%	3FG%	FT%										
24.0	8.6	5.3	1.4	56.0	80.0	68.0										
15		<b>MALIK COOKE</b> - R-Sr. - F - 6-6 - 215 - Charlotte, N.C.  <table border="1"> <thead> <tr> <th>MIN</th> <th>PTS</th> <th>RBS</th> <th>AST</th> <th>FG%</th> <th>3FG%</th> <th>FT%</th> </tr> </thead> <tbody> <tr> <td>30.1</td> <td>12.2</td> <td>4.9</td> <td>1.9</td> <td>45.7</td> <td>37.5</td> <td>75.0</td> </tr> </tbody> </table> <ul style="list-style-type: none"> <li>Lone senior on the team; emerged into team leader over the summer and throughout fall practice and training</li> <li>Team leader in points per game and steals per game; has led the team in scoring and assists three times and in steals six times</li> <li>Averaging 12.6 points, 4.4 rebounds and 2.6 steals per game over last 5 games</li> </ul>	MIN	PTS	RBS	AST	FG%	3FG%	FT%	30.1	12.2	4.9	1.9	45.7	37.5	75.0
MIN	PTS	RBS	AST	FG%	3FG%	FT%										
30.1	12.2	4.9	1.9	45.7	37.5	75.0										
23		<b>BRUCE ELLINGTON</b> - So. - G - 5-9 - 197 - Moncks Corner, S.C.  <table border="1"> <thead> <tr> <th>MIN</th> <th>PTS</th> <th>RBS</th> <th>AST</th> <th>FG%</th> <th>3FG%</th> <th>FT%</th> </tr> </thead> <tbody> <tr> <td>25.0</td> <td>10.0</td> <td>1.7</td> <td>2.0</td> <td>33.3</td> <td>18.2</td> <td>75.0</td> </tr> </tbody> </table> <ul style="list-style-type: none"> <li>Named to the 2011 SEC All-Freshman Team; led the Gamecocks in scoring last season with 12.8 points per game</li> <li>Returned to the hoops team for Nov. 28th practice; first game vs. Providence</li> <li>Hit winning free throws vs. Clemson with 13.0 seconds on the clock</li> <li>Led the team with 15 points, while dishing 3 assists in win vs. Presbyterian</li> </ul>	MIN	PTS	RBS	AST	FG%	3FG%	FT%	25.0	10.0	1.7	2.0	33.3	18.2	75.0
MIN	PTS	RBS	AST	FG%	3FG%	FT%										
25.0	10.0	1.7	2.0	33.3	18.2	75.0										
24		<b>DAMONTRE HARRIS</b> - So. - F - 6-9 - 226 - Fayetteville, N.C.  <table border="1"> <thead> <tr> <th>MIN</th> <th>PTS</th> <th>RBS</th> <th>BLK</th> <th>FG%</th> <th>3FG%</th> <th>FT%</th> </tr> </thead> <tbody> <tr> <td>22.8</td> <td>6.0</td> <td>4.8</td> <td>2.2</td> <td>47.7</td> <td>0.0</td> <td>75.0</td> </tr> </tbody> </table> <ul style="list-style-type: none"> <li>Sophomore forward who saw action in 29 games last season with 19 starts</li> <li>Top offensive game of the season came in 15-point performance vs. Southern Cal on Nov. 26</li> <li>Tied for team lead with 10 points in win at Clemson</li> <li>Has blocked 10 shots combined in last 2 games (at Clemson, vs. Presbyterian)</li> </ul>	MIN	PTS	RBS	BLK	FG%	3FG%	FT%	22.8	6.0	4.8	2.2	47.7	0.0	75.0
MIN	PTS	RBS	BLK	FG%	3FG%	FT%										
22.8	6.0	4.8	2.2	47.7	0.0	75.0										
30		<b>LAKEEM JACKSON</b> - Jr. - F - 6-5 - 238 - Charlotte, N.C.  <table border="1"> <thead> <tr> <th>MIN</th> <th>PTS</th> <th>RBS</th> <th>AST</th> <th>FG%</th> <th>3FG%</th> <th>FT%</th> </tr> </thead> <tbody> <tr> <td>21.6</td> <td>5.2</td> <td>3.8</td> <td>2.2</td> <td>62.5</td> <td>0.0</td> <td>53.8</td> </tr> </tbody> </table> <ul style="list-style-type: none"> <li>Experienced junior who saw time early at the point guard position while Ellington was competing with the football team</li> <li>Has returned to natural position at the wing over the course of the last three games; averaging 6.0 points and 4.0 rebounds during the stretch</li> <li>Team leader with 2.2 assists per game</li> </ul>	MIN	PTS	RBS	AST	FG%	3FG%	FT%	21.6	5.2	3.8	2.2	62.5	0.0	53.8
MIN	PTS	RBS	AST	FG%	3FG%	FT%										
21.6	5.2	3.8	2.2	62.5	0.0	53.8										
32		<b>DAMIEN LEONARD</b> - Fr. - G - 6-4 - 192 - Greenville, S.C.  <table border="1"> <thead> <tr> <th>MIN</th> <th>PTS</th> <th>RBS</th> <th>AST</th> <th>FG%</th> <th>3FG%</th> <th>FT%</th> </tr> </thead> <tbody> <tr> <td>20.9</td> <td>6.4</td> <td>1.1</td> <td>0.4</td> <td>25.3</td> <td>26.4</td> <td>75.0</td> </tr> </tbody> </table> <ul style="list-style-type: none"> <li>Highly-touted shooting guard; averaged 22.4 points, 6.5 rebounds and 2.0 assists per game as a senior</li> <li>Top game of the season came in 16-point effort vs. MVSU, followed by a 15-point performance vs. top-ranked North Carolina</li> <li>Posted eight points vs. Presbyterian, all in second half</li> </ul>	MIN	PTS	RBS	AST	FG%	3FG%	FT%	20.9	6.4	1.1	0.4	25.3	26.4	75.0
MIN	PTS	RBS	AST	FG%	3FG%	FT%										
20.9	6.4	1.1	0.4	25.3	26.4	75.0										
33		<b>RJ SLAWSON</b> - So. - F - 6-8 - 207 - Charleston, S.C.  <table border="1"> <thead> <tr> <th>MIN</th> <th>PTS</th> <th>RBS</th> <th>BLK</th> <th>FG%</th> <th>3FG%</th> <th>FT%</th> </tr> </thead> <tbody> <tr> <td>20.1</td> <td>6.1</td> <td>5.0</td> <td>1.1</td> <td>42.9</td> <td>22.2</td> <td>64.7</td> </tr> </tbody> </table> <ul style="list-style-type: none"> <li>Sophomore forward who saw action in 28 games as a freshman</li> <li>Suffered a right foot strain vs. Providence on Dec. 1, but was available vs. Clemson</li> <li>Named to Continental Tire Las Vegas Invitational All-Tournament Team</li> <li>Collected first career double-double with 13 points and 14 rebounds vs. UNC</li> </ul>	MIN	PTS	RBS	BLK	FG%	3FG%	FT%	20.1	6.1	5.0	1.1	42.9	22.2	64.7
MIN	PTS	RBS	BLK	FG%	3FG%	FT%										
20.1	6.1	5.0	1.1	42.9	22.2	64.7										
45		<b>CARLTON GEATHERS</b> - R-Fr. - 6-10 - 250 - Georgetown, S.C.  <table border="1"> <thead> <tr> <th>MIN</th> <th>PTS</th> <th>RBS</th> <th>BLK</th> <th>FG%</th> <th>3FG%</th> <th>FT%</th> </tr> </thead> <tbody> <tr> <td>7.7</td> <td>0.4</td> <td>2.0</td> <td>0.9</td> <td>28.6</td> <td>0.0</td> <td>0.0</td> </tr> </tbody> </table> <ul style="list-style-type: none"> <li>Redshirt-freshman forward who will see first action of his career in 2011-12</li> <li>Has played well defensively, blocking an average of 1.0 shots per game; with season highs of three blocks vs. Mississippi Valley State and Providence</li> </ul>	MIN	PTS	RBS	BLK	FG%	3FG%	FT%	7.7	0.4	2.0	0.9	28.6	0.0	0.0
MIN	PTS	RBS	BLK	FG%	3FG%	FT%										
7.7	0.4	2.0	0.9	28.6	0.0	0.0										

## INTERVIEW POLICIES

All interview requests must be made in advance to SID Emily Feeney in the South Carolina Media Relations Office. Beginning with the start of practice in October, Feeney will release a weekly coach and player availability schedule to media no later than 9 a.m. each Monday morning during the season.

**Post-Game Interview Policy:** After each home game, the visiting coach will address the media first, followed by South Carolina head coach Darrin Horn and then South Carolina players. (Depending on deadline and during non-conference season, this may be altered on a game-by-game basis)

**Road Interview Policy:** Interviews with Coach Horn while on the road will be scheduled according to the home post-game media procedure. No player interviews are allowed until after the game once the team leaves Columbia.

All interviews are to be coordinated through the Media Relations Office. This allows the staff to arrange the interview when it best suits the student-athlete's and the reporter's schedules. Please contact the Media Relations Office in advance to make your interview requests. Media are not permitted to contact student-athletes on their own at any time.

All interviews will take place at the designated media interview site for that day as listed in the weekly availability schedule or in the Media Relations Office.

Dormitory, apartment and cell phone numbers for student-athletes will not be provided to the media. Should you need to conduct a telephone interview with a student-athlete, a call will be placed to you from the student-athlete at a mutually agreeable time.

## SOUTH CAROLINA MEDIA RELATIONS

**Emily Feeney, primary contact**

Assistant Director

cell: 803-727-3284

e-mail: efeeney@mailbox.sc.edu

Website: www.GamecocksOnline.com

Facebook: www.Facebook.com/gamecocksonline

Twitter: @GamecockMBB

## 2011-12 STAT COMPARISON

	SC	OHIO STATE
Record	4-5	9-1
Conference Record	-	-
Current Streak	W2	W1
Scoring Avg.	62.8	80.9
Opponent Scoring Avg.	63.1	56.2
Scoring Margin	-0.3	+24.7
Field Goal %	.417	.502
Opponent Field Goal %	.436	.408
3-Point Field Goal %	.302	.329
Opponent 3-Point Field Goal %	.422	.341
3-Point Field Goal Made PG	6.0	4.7
3-Point Field Goal Attempts PG	19.9	15.9
Free Throw %	.679	.695
Opponent Free Throw %	.670	.628
Rebounding Avg.	34.8	36.7
Opponent Rebounding Avg.	31.0	29.4
Rebounding Margin	+3.8	+7.3
Turnovers Avg.	13.3	11.5
Opponent Turnover Avg.	13.8	20.0
Assists Avg.	10.6	18.5
Blocks Avg.	5.7	2.2
Steals Avg.	7.0	9.3

## WEEKLY MEDIA AVAILABILITY (DEC. 11-DEC. 17)

SUNDAY Dec. 11	MONDAY Dec. 12	TUESDAY Dec. 13	WEDNESDAY Dec. 14	THURSDAY Dec. 15	FRIDAY Dec. 16	SATURDAY Dec. 17
No Availability	Availability 12 p.m. Horn/Players Practice Facility	vs. Presbyterian 7 p.m., CLA W, 66-58	No Availability	Availability 12 p.m. Horn/Players Practice Facility	No Availability	vs. Ohio State 12 p.m., CLA ESPN

\* All practices are closed • please contact SID Emily Feeney for all media requests

### A SOUTH CAROLINA WIN WOULD ...

- Be Carolina's first win over a Big Ten opponent since a 74-67 victory over Penn State on Nov. 22, 2007, competing in the Old Spice Classic in Orlando, Fla.
- Even the all-time record vs. Ohio State to 2-2
- Be the Gamecocks' second win over the Buckeyes in Columbia

### BY THE NUMBERS

**5** - Sophomore forward Damontre Harris again matched his career high with five blocks in Tuesday's victory over Presbyterian. Harris also collected five blocks on Dec. 4 in a victory over intrastate rival Clemson. Harris currently ranks fifth in the SEC with 2.2 blocks per game this season. **70.4%** - South Carolina shot a stellar 19-27 (70.4%) in the second half vs. Presbyterian on Tuesday. It marked the highest one-half percentage for the Gamecocks under the direction of Darrin Horn. The last Gamecock squad to put together a half with a 70.0 field goal percentage or better came in a 79-71 victory over then-No. 14 Tennessee in the 2006 SEC Tournament in Nashville when Carolina shot 70.0% (14-20) in the second half to secure the win. The Gamecocks went on to win their second straight NIT Championship later that month.

**11** - South Carolina's 11 3-point field goal attempts vs. Presbyterian marked a season low. It was just an attempt more than the all-time low under Darrin Horn of 10, which has occurred on three occasions. It marked the fewest attempts from beyond the arc since 10 attempts vs. Alabama on March 11, 2010.

**7** - South Carolina has registered seven or more blocks in five contests this season.

**14** - Carolina's 14 assists vs. Presbyterian matched a season high (also dished 14 in the season opener against Western Carolina).

### OHIO STATE SERIES

Ohio State owns a slight 2-1 advantage in the all-time series against South Carolina. The team's first played in Columbia in a 74-68 South Carolina win on Dec. 20, 1988. The Gamecocks returned the series the following season when the Buckeyes earned a 59-46 victory in Columbus on Dec. 21, 1989. Last season's meeting in Columbus was the first since the 1989 campaign. Below is the complete series breakdown:

### OHIO STATE (1-2)

**H: 1-0; A: 0-2; N: 0-0**

D. 20, 1988	H	74-68	W
D. 21, 1989	A	46-59	L
D. 18, 2010	A	57-79	L

### SCOUTING OHIO STATE

Ohio State enters Saturday's contest with a 9-1 overall record after earning an 82-58 victory over USC Upstate on Wednesday ... The Buckeyes rank second in the country in scoring margin, ninth in assists per game and fourth in assist to turnover ratio ... Sophomore forward Jared Sullinger paces the squad in both points and rebounds per game, averaging a double-double with 18.3 points and 10.3 rebounds per contest ... Sophomore point guard Aaron Craft ranks 11th in the country in steals per game, following the Upstate game where he collected five steals, he averages 3.0 per outing ... Ohio State's lone loss of the season came last weekend in a road contest at then-No. 13 Kansas.

### SALUTE TO THE MILITARY

After the men's basketball team went "Back To Basics" at Ft. Jackson in late October, the team is excited to welcome back US Army drill sergeants and officers who made the day at Ft. Jackson possible. In-game presentations include COL Odie Sheffield, Brigade Commander for the 165th Infantry addressing the team pre-game and serving as honorary captain, while the national anthem will be performed by Tech Sgt. Steven David of the South Carolina National Guard. Special halftime presentations include honoring the drill sergeants and officers that made "Back To Basics" possible, and honoring all current military personnel and veterans in attendance.

### ELLINGTON'S GAME SCHEDULE FINALIZED

The South Carolina football and men's basketball staffs have finalized Bruce Ellington's game schedule surrounding the football team's bowl game and the upcoming men's basketball contests. Ellington will stay in Columbia to compete with the basketball team versus Wofford on Dec. 28, and will then travel to join the football team in Orlando through the bowl game. Ellington will miss the Dec. 31 basketball contest versus USC Upstate, but is scheduled to return for the Jan. 3 contest against SC State.

### ALL-TIME VS. NO. 2

South Carolina owns an all-time record of 1-17 vs. teams ranked No. 2 in the Associated Press poll. Below is a breakdown of those games:

### All-Time Record vs. No. 2 (AP POLL)

Opponent	Date	H/A/N	Result	Score
Duke	Dec. 4, 1962	A	L	63-95
Duke	Feb. 14, 1966	A	L	38-41
Florida	Jan. 13, 2007	H	L	50-84
Kansas	Dec. 18, 2004	A	L	60-64
Kentucky	Feb. 17, 1993	A	L	66-87
Kentucky	Jan. 3, 1996	H	L	60-89
Kentucky	Jan. 27, 1996	A	L	57-89
Kentucky	Feb. 25, 2010	A	L	61-82
Marquette	Jan. 9, 1972	H	L	71-72
Marquette	March 7, 1976	H	L	66-72
Michigan State	Nov. 16, 2010	A	L	73-82
North Carolina	Jan. 31, 1959	H	L	50-62
North Carolina	Feb. 14, 1969	N	W	68-66
North Carolina	Feb. 26, 1969	H	L	62-68
North Carolina	March 16, 1972	N	L	69-92
North Carolina	Dec. 2, 1994	H	L	58-95
NC State	Dec. 14, 1955	H	L	66-90
Ohio State	Dec. 18, 2010	A	L	57-79

**Overall:** 1-17; **Home:** 0-8; **Away:** 0-8; **Neutral:** 1-1



## ► ASSOCIATED PRESS TOP 25

Dec. 12, 2011

Rk.	Team	Record	Pts.
1	Syracuse (51)	10-0	1,607
2	Ohio State (7)	8-1	1,478
3	Kentucky (4)	8-1	1,468
4	Louisville (2)	9-0	1,374
5	North Carolina (1)	8-2	1,373
6	Baylor	7-0	1,284
7	Duke	9-1	1,273
8	Xavier	8-0	1,122
9	Connecticut	8-1	1,087
10	Missouri	9-0	1,030
11	Marquette	9-0	988
12	Kansas	7-2	945
13	Florida	7-2	891
14	Wisconsin	8-2	728
15	Pittsburgh	9-1	696
16	Georgetown	8-1	602
17	Mississippi State	9-1	574
18	Indiana	9-0	462
19	Illinois	10-0	375
20	Michigan	7-2	354
21	Michigan State	8-2	310
22	Texas A&M	8-1	270
23	Alabama	8-2	204
24	Murray State	10-0	93
25	Creighton	7-1	88
25	Vanderbilt	6-3	88

**Others receiving votes:** Harvard 73, San Diego State 59, Virginia 57, UNLV 41, Stanford 39, Saint Louis 26, Gonzaga 25, Memphis 13, Northern Iowa 7, Cleveland State 7, Arizona 5, California 3, Long Beach State 3, Northwestern 2, Wichita State 1

**Dropped from rankings:** Memphis 21, Gonzaga 23, Harvard 25

## ► ESPN/USA TODAY TOP 25

Dec. 12, 2011

Rk.	Team	Record	Pts.
1	Syracuse (28)	10-0	746
2	Ohio State (2)	8-1	671
3	Kentucky	8-1	665
4	Louisville	9-0	658
5	Duke	9-1	618
6	North Carolina	8-2	608
7	Baylor	7-0	539
8	Missouri	9-0	512
9	Xavier	8-0	503
10	Connecticut	8-1	485
11	Marquette	9-0	466
12	Kansas	7-2	441
13	Florida	7-2	418
14	Pittsburgh	9-1	356
15	Wisconsin	8-2	317
16	Mississippi State	9-1	251
17	Georgetown	8-1	246
18	Michigan	7-2	185
19	Illinois	10-0	182
20	Indiana	9-0	171
21	Alabama	8-2	143
22	Texas A&M	8-1	108
23	Michigan State	8-2	107
24	Creighton	7-1	54
25	Vanderbilt	6-3	51

**Others receiving votes:** Harvard 43, Murray State 42, California 29, Memphis 27, San Diego State 26, Purdue 14, Gonzaga 13, Virginia 12, UNLV 9, Saint Louis 9, Saint Mary's 5, Stanford 5, Saint Joseph's 5, Oklahoma 4, Northern Iowa 3, Northwestern 3

**Dropped from rankings:** Memphis 20, Gonzaga 22, Harvard 24



## SOUTHEASTERN CONFERENCE STANDINGS

Team	Conference	Overall
Mississippi State	0-0	10-1
Ole Miss	0-0	9-1
Kentucky	0-0	8-1
Auburn	0-0	5-1
Alabama	0-0	8-2
Florida	0-0	7-2
LSU	0-0	7-3
Arkansas	0-0	5-3
Vanderbilt	0-0	6-3
Georgia	0-0	4-5
South Carolina	0-0	4-5
Tennessee	0-0	3-6

## COACHES TELECONFERENCE

The weekly SEC men's basketball coaches teleconference is scheduled for every Monday Jan. 4 - March 5.

The 12 Southeastern Conference men's head basketball coaches will be featured from 10:00 - 11:17 a.m. (CT).

Media representatives wishing to participate in the teleconference should contact the SEC Media Relations Department for further details. Each coach will appear on the teleconference for seven minutes, according to the following schedule:

### Order of Appearance (All Times Central)

10:00 a.m. Kevin Stallings, Vanderbilt

10:07 a.m. Billy Donovan, Florida

**10:14 a.m. Darrin Horn, South Carolina**

10:21 a.m. Mark Fox, Georgia

10:28 a.m. Trent Johnson, LSU

10:35 a.m. John Calipari, Kentucky

10:42 a.m. Cuonzo Martin, Tennessee

10:49 a.m. Mike Anderson, Arkansas

10:56 a.m. Anthony Grant, Alabama

11:03 a.m. Tony Barbee, Auburn

11:10 a.m. Andy Kennedy, Ole Miss

11:17 a.m. Rick Stansbury, Miss. State

In addition, the SEC men's basketball teams who make it to postseason will be on a teleconference on Monday, March 15 beginning at 10:00 a.m. CT.

All SEC basketball teleconferences can be listened to on the internet at [www.secsports.com](http://www.secsports.com) starting at 1:00 p.m. CT.

## SOUTH CAROLINA BENCH PRODUCTION

GAME	SC-OPP	DIFF.	SC HIGH BENCH SCORER
Western Car.	38-16	+22	Williams (13)
at Elon	15-16	-1	Smith (6)
Tenn. State	29-22	7	Smith (18)
Miss. Val. St.	7-11	-4	Slawson (4)
vs. UNC	19-30	-11	Slawson (14)
vs. SoCal	25-4	+21	Richardson (12)
Providence	23-10	+13	Slawson (8)
at Clemson	20-16	+4	Richardson/Ellington (9)
Presbyterian	27-9	+18	Ellington (15)
Ohio State			
SE Louisiana			
Wofford			
USC Upstate			
SC State			
at UK			
Vandy			
Florida			
at Auburn			
Alabama			
at Ole Miss			
at Florida			
UK			
at Tennessee			
at Arkansas			
Georgia			
LSU			
at Vandy			
Tennessee			
Miss. State			
at Georgia			

## SPECIALTY STATS

(PP) points in paint; (OT) points off turnovers; (2nd) second chance points; (FB) fast break points

(South Carolina-Opponent)

GAME	PP	OT	2ND	FB
Western Car.	46-18	22-15	20-9	19-10
at Elon	26-10	8-2	10-7	6-0
Tenn. State	24-14	15-14	9-11	11-6
Miss. Val. St.	22-18	17-15	14-3	13-8
vs. UNC	20-44	8-28	16-16	0-16
vs. SoCal	24-26	12-18	9-17	2-4
Providence	36-34	14-19	21-11	4-16
at Clemson	26-22	13-9	9-8	0-4
Presbyterian	34-26	20-10	12-10	19-4
Ohio State				
SE Louisiana				
Wofford				
USC Upstate				
SC State				
at UK				
Vandy				
Florida				
at Auburn				
Alabama				
at Ole Miss				
at Florida				
UK				
at Tennessee				
at Arkansas				
Georgia				
LSU				
at Vandy				
Tennessee				
Miss. State				
at Georgia				
<b>SC Total</b>	<b>258</b>	<b>129</b>	<b>120</b>	<b>74</b>
<b>SC Average</b>	<b>28.6</b>	<b>14.3</b>	<b>13.3</b>	<b>8.2</b>
Opp Total	212	130	92	68
Opp Average	23.5	14.4	10.2	7.5

## UNIVERSITY INFORMATION

Location	Columbia, S.C.
Founded	1801
Enrollment	29,957
Nickname	Gamecocks
Colors	Garnet (PMS 202) and Black
National Affiliation	NCAA Division I
Conference	Southeastern (SEC)
Athletics Web Address	www.GamecocksOnline.com
University Web Address	www.sc.edu
President	Dr. Harris Pastides
NCAA Representative	Dr. Zach Kelehear
Athletics Director	Eric Hyman
Basketball Administrator/Executive Associate AD	Kevin O'Connell

## BASKETBALL STAFF/INFORMATION

Head Coach	Darrin Horn
Alma Mater	Western Kentucky, '95
Record At South Carolina/Seasons	54-47 (.534), 21-27 SEC/4th season
Overall Record/Seasons	165-95 (.634)/9th season
Assistant Coaches	Neill Berry (Southeastern Louisiana, '03) Michael Boynton Jr. (South Carolina, '04) Cypheus Bunton (Western Kentucky, '95)
Director of Basketball Operations	Justin Phelps (Kent State, '06)
Strength & Conditioning Coach	Irele Oderinde (Western Kentucky, '03)
Athletic Trainer	Mark Rodger (Buffalo, '01)
Home Arena	Colonial Life Arena
Capacity	18,000
Arena General Manager	TBA
Press Row Phone Number	803-777-6182

## BASKETBALL HISTORY

First Year of Basketball	1908
All-Time Record	1,291-1,133-1 (.532)
Overall Postseason Record	25-18
NCAA Tournament Appearances	1971, 1972, 1973, 1974, 1989, 1997, 1998, 2004
NCAA Tournament Record	4-9
Last NCAA Tournament Appearance	2004, L vs. Memphis, 59-43
NIT Appearances	1969, 1975, 1978, 1983, 1991, 1996, 2001, 2002, 2005, 2006, 2009
NIT Record	21-9
Last NIT Appearance	2009, L vs. Davidson, 70-63
Conference Championships	1970 ACC, 1997 SEC, 2009 SEC East Co-Champs
Conference Tournament Titles	1934 SoCon, 1971 ACC

## TEAM INFORMATION

2010-11 Record	14-16
Southeastern Conference Record/Finish	5-11/6th SEC East
Postseason	NA
Letterwinners Returning/Lost	7/4
Starters Returning/Lost	4/1
Newcomers	3
Roster Breakdown	1 senior, 1 junior, 6 sophomores, 3 freshmen
Returning Scoring	1,285 of 2,027 (63.3%)
Returning Field Goals	468 of 741 (63.1%)
Returning Rebounding	720 of 1,144 (69.0%)
Returning Assists	259 of 327 (79.2%)
Returning Minutes	4,128 of 6,100 (67.6%)

## MEDIA RELATIONS

Asst. Media Relations Director/Men's Basketball Contact	Emily Feeney
Feeney's email	efeeney@mailbox.sc.edu
Feeney's office phone	803-777-7743
Website	GamecocksOnline.com

## 2011-12 SOUTH CAROLINA ROSTER

No.	Name	Pos.	Ht.	Wt.	Cl.	Exp.	Hometown (High/Last School)
1	Brenton Williams	G	5-11	172	SO	JC	Kissimmee, Fla. (Osceola High School)
2	Brian Richardson	G	6-4	171	SO	1VL	Wilson, N.C. (Greenfield School)
5	Eric Smith	G	5-11	210	SO	1VL	Mullins, S.C. (Christ School)
12	Shane Phillips*	G	5-10	170	JR	HS	Wheeling, W. Va. (Wheeling Central)
13	Anthony Gill	F	6-8	235	FR	HS	Charlotte, N.C. (Charlotte Christian School)
15	Malik Cooke	F	6-6	215	RS SR	3VL	Charlotte, N.C. (Christ School)
23	Bruce Ellington	G	5-9	197	SO	1VL	Moncks Corner, S.C. (Berkeley)
24	Damontre Harris	F	6-9	226	SO	1VL	Fayetteville, N.C. (Trinity Christian)
30	Lakeem Jackson	SF	6-5	238	JR	2VL	Charlotte, N.C. (Christ School)
32	Damien Leonard	G	6-4	192	FR	HS	Greenville, S.C. (J.L. Mann)
33	RJ Slawson	F	6-8	207	SO	1VL	Charleston, S.C. (Fort Dorchester)
35	Alex Irwin*	F	6-4	170	JR	HS	Richmond, Va. (Woodberry Forest)
45	Carlton Geathers	F	6-10	250	RS FR	HS	Georgetown, S.C. (Carvers Bay)

\* denotes walk-on

**Head Coach:** Darrin Horn | **Assistant Coaches:** Neill Berry, Mike Boynton Jr., Cypheus Bunton |  
**Director of Basketball Operations:** Justin Phelps | **Strength & Conditioning Coach:** Irele Oderinde |  
**Athletic Trainer:** Mark Rodger

### COOKE PARTICIPATES IN DECEMBER GRADUATION

University of South Carolina redshirt-senior forward Malik Cooke took part in December graduation ceremonies on Monday at Colonial Life Arena, earning his degree in sociology. Cooke, a native of Charlotte, N.C., joins a list of student-athletes with academic success under head coach Darrin Horn, as every player who has completed his eligibility under Horn, both at South Carolina and Western Kentucky, has earned his degree.

### ALUMNI WEEKEND

Several Gamecock basketball alumni and their family are in Columbia for the annual Alumni Reception hosted by South Carolina head coach Darrin Horn and his staff. The alumni in attendance range from letterwinners in the 1940's to 2011.

### TREND SETTING

*Gamecock trends under Darrin Horn ...*

- South Carolina is 20-9 when collecting at least 10 steals in a contest.
  - South Carolina collected 11 steals in its season-opening win over Western Carolina.
- The Gamecocks are 22-13 when blocking at least seven shots in a game.
  - The Gamecocks average 5.7 blocks per game this season; Carolina blocked a season high seven shots vs. Tennessee State, Mississippi Valley State, UNC, Providence and Presbyterian.
- South Carolina is 40-14 when holding its opponents under 45% shooting from the field.
  - South Carolina has held its opponents under 45% shooting from the field in five of nine contests thus far in 2011-12, including holding Clemson to just 38.0% (19-50).
- Carolina is 30-10 when out-rebounding its opponent.
  - The Gamecocks have out-rebounded seven of nine opponents this season, including a 43-35 mark vs. top ranked UNC. Only Southern Cal collected more rebounds than the Gamecocks, winning the battle of the boards by a 28-18 margin, while both South Carolina and Clemson collected 33 rebounds.

### SEASON NOTABLES

- Behind freshman forward Anthony Gill's 14-point performance, the Gamecocks earned a 69-59 victory over D-II powerhouse Kentucky Wesleyan in the lone exhibition of the season on Nov. 3. Senior forward Malik Cooke chipped in 11 points and sophomore forward RJ Slawson added 10, while collecting a team-best nine rebounds.
- South Carolina earned a 75-50 victory over Western Carolina in the season opener on Nov. 11. Freshman forward Anthony Gill paced Carolina with 14 points, while sophomore guard Brenton Williams impressed, scoring 13 points on 5-of-8 shooting from the floor, while collecting five steals.
- South Carolina first-year players (Gill, Leonard, Williams, Geathers) accounted for 36 points vs. Western Carolina on Nov. 11. Gill paced the group with 14 points.
- Carolina's 12 3-point field goal attempts versus Western Carolina rank as the second-fewest in the Darrin Horn era. The Gamecocks have attempted just 12 on six occasions, with the previous time in a 74-61 win over Delaware State on Dec. 1, 2010. Under Horn, the fewest attempts by Carolina in a game is 10, which has happened three times.
- South Carolina sophomore guard Eric Smith tallied a career high 18 points in just 18 minutes vs. Tennessee State on Nov. 20. The Mullins, S.C., native hit 6-of-10 from the floor, including a stellar 5-of-7 from 3-point range. Smith's previous career high was nine points.
- Senior forward Malik Cooke paced the Gamecocks with 18 points against Mississippi Valley State on Nov. 22, including a stellar 10-of-12 mark from the free throw line. Both his free throws made and attempted were career highs for the Charlotte, N.C., native.
- South Carolina rallied from an 11-point deficit with 6:36 to go against MVSU, out-scoring the Delta Devils 22-7 over the final minutes for the win. The Gamecocks converted on six MVSU turnovers for 12 points down the stretch, using solid half-court pressure to force the giveaways.

■ South Carolina concluded play in the Continental Tire Las Vegas Invitational with a 63-60 loss to Southern California last Saturday. Sophomore forward Damontre Harris led the Gamecocks with a career high 15 points in the contest.

■ Sophomore forward RJ Slawson had a career night against top-ranked North Carolina on Nov. 25, posting career highs with 13 points, 14 rebounds and four blocks. It was the most rebounds in a game for South Carolina since Sam Muldrow collected 14 vs. Vanderbilt on Jan. 8, 2011.

■ Three Gamecocks registered season highs competing in Las Vegas. Slawson's career high 13 points vs. UNC, sophomore guard Brian Richardson's season high 12 points vs. Southern Cal, and sophomore forward Damontre Harris' career high 15 points against the Trojans.

■ R-senior forward Malik Cooke tallied a game-high 21 points vs. Providence on Dec. 1, just one point shy of matching his career high.

■ Sophomore guard Bruce Ellington posted the winning point on two clutch free throws with 13.0 seconds on the clock, and R-senior forward Malik Cooke sealed the win with a pair of free throws with 6.7 on the clock in a 58-55 victory at Clemson on Dec. 4. Sophomore guard Eric Smith also sank a crucial jumper with 25.9 on the clock to propel the Gamecocks to their first win at Clemson since the 2003 campaign.

#### HEAD COACH DARRIN HORN

Darrin Horn is in his fourth season in Columbia with a career record of 165-95, including a 54-47 mark at South Carolina. Darrin Horn-led teams are 78-48 all-time in league play. Horn led Carolina to a 10-6 record in SEC action during his first year in Columbia, a 6-10 mark in his second and one of the youngest teams in the nation to a 5-11 mark in 2011. Horn led Carolina to one of the most celebrated seasons of its 19-year participation in the SEC during the 2009 campaign, as the squad captured the 2009 SEC Eastern Division Co-Championship and won double-digit league games for the first time since the 1998 campaign. His 2010 squad earned upset wins over No. 1 Kentucky and No. 13/19 Vanderbilt.

#### INJURY UPDATE

South Carolina sophomore guard Brenton Williams was available to play vs. Presbyterian after missing the last several weeks with a left knee sprain.

#### NON-CONFERENCE SCHEDULE

Contests against at least five teams that competed in the 2011 NCAA Tournament highlight the 2011-12 South Carolina men's basketball non-conference schedule. South Carolina will host 11 non-conference contests at Colonial Life Arena, including one exhibition, the first two rounds of the Las Vegas Invitational, Providence in the Big East/SEC Challenge and Big Ten powerhouse Ohio State. The Gamecocks will face at least six teams that compiled 18 or more wins last season, including North Carolina, Southern California or UNLV, Clemson, Ohio State and Wofford, which all advanced to the NCAA Tournament. South Carolina is slated to face five BCS schools during the coming non-conference portion of the schedule.

#### HORN VS. RANKED OPPONENTS

■ Following South Carolina's loss to top-ranked North Carolina on Nov. 25, 2011, South Carolina head coach Darrin Horn holds a 7-18 overall record in his career against ranked opponents. Horn is 6-14 in games against ranked opponents at the helm of the Gamecock program. His victory over Drake and loss to UCLA both came during Western Kentucky's Sweet 16 run in the NCAA Tournament during the 2007-08 season.

Opponent	Date	Result
No. 1 Florida	Nov. 24, 2006	L, 68-101
No. 14 Gonzaga	Nov. 22, 2007	L, 71-74
No. 11 Tennessee	Dec. 15, 2007	L, 82-88
No. 14 Drake	March 21, 2008	W, 101-99
No. 3 UCLA	March 27, 2008	L, 78-88
No. 20 Clemson	Dec. 30, 2008	L, 87-98
No. 19 Baylor	Jan. 2, 2009	W, 85-84
No. 24 Tennessee	Jan. 17, 2009	L, 79-82
No. 24 Florida	Jan. 21, 2009	W, 70-69
No. 24 Kentucky	Jan. 31, 2009	W, 78-77
No. 18 Clemson	Dec. 6, 2009	L, 72-61
No. 22 Ole Miss	Jan. 20, 2010	L, 57-66
No. 1 Kentucky	Jan. 26, 2010	W, 68-62
No. 14 Tennessee	Feb. 6, 2010	L, 53-79
No. 20/18 Tennessee	Feb. 20, 2010	L, 55-63
No. 2 Kentucky	Feb. 25, 2010	L, 61-82
No. 13/19 Vanderbilt	March 6, 2010	W, 77-73
No. 2/2 Michigan State	Nov. 16, 2010	L, 73-82
No. 2/2 Ohio State	Dec. 18, 2010	L, 57-79
No. 22/24 Vanderbilt	Jan. 8, 2011	W, 83-75 (OT)
No. 12/12 Kentucky	Jan. 22, 2011	L, 58-67
No. 23/24 Vanderbilt	Feb. 5, 2011	L, 60-78

No. 17/19 Florida	Feb. 9, 2011	L, 60-79
No. 22/22 Kentucky	Feb. 19, 2011	L, 59-90
No. 1/1 North Carolina	Nov. 25, 2011	L, 62-87
<b>Totals</b>		<b>7-18</b>

#### 2012 SEC TOURNAMENT

The 2012 SEC Tournament returns to New Orleans, La., next spring, marking the third time the city has hosted the event. It will be the first time the tournament will be held at the New Orleans Arena. The SEC Basketball Tournament semifinals and championship game will be televised nationally on ABC, while the first two rounds of the event will be televised on the SEC Network.

#### SEC DIVISIONAL PLAY

Starting with the 2011-12 season, this year marks the first time there will not be an East/West Division champion since the conference split into two divisions in 1992. The regular season standings will be listed from one through 12. This season the schedule will still reflect the divisions of years past, as South Carolina will still play the five schools who were also in the East - Florida, Georgia, Kentucky, Tennessee and Vanderbilt - twice, while playing the former West schools - Alabama, Arkansas, Auburn, LSU, Ole Miss and Mississippi State - once during the regular season.

#### HAUGHTON SIGNS WITH GAMECOCKS

South Carolina head men's basketball coach Darrin Horn announced on Nov. 9 the signing of Tyrone Haughton to a National Letter of Intent to attend South Carolina and join the men's basketball squad beginning with the 2012-13 season. Below is his bio information:

#### Tyrone Haughton - 6-10 - 195 - Miami, Fla. - Dr. Michael M. Krop High School

Solid under the basket, physical presence defensively ... Excellent shot blocker and rebounder ... Rated the No. 24 center according to ESPN.com ... Averaged 11 points, 12 rebounds and six blocks per game as a junior for coach Shakey Rodriguez at Dr. Krop High School, a Florida high school basketball powerhouse ... Shot 62 percent from the field as a junior ... Named an All-Miami City honoree following 2010-11 campaign ... Chose South Carolina over UCONN, Alabama and Virginia Tech among others.

## LAST SEASON VS. OHIO STATE

### Official Basketball Box Score -- Game Totals -- Final Statistics

#### South Carolina vs Ohio State

12/18/10 2:05 p.m. at Columbus, Ohio (Value City Arena)

#### South Carolina 57 • 7-2

#	Player	Total		3-Ptr		Rebounds			PF	TP	A	TO	Blk	Stl	Min
		FG-FGA	FG-FGA	FT-FTA	Off	Def	Tot								
15	COOKE, Malik	f	5-5	3-3	0-1	1	2	3	4	13	0	2	0	0	15
30	JACKSON, Lakeem	f	3-7	0-0	1-2	4	4	8	3	7	4	2	0	0	27
44	MULDROW, Sam	c	6-13	1-3	1-2	2	6	8	3	14	0	0	2	2	29
02	RICHARDSON, Brian	g	2-9	2-6	0-0	0	3	3	1	6	0	5	0	0	30
23	ELLINGTON, Bruce	g	3-16	0-5	0-0	1	2	3	3	6	5	1	0	0	30
01	SPINELLA, Stephen	g	0-0	0-0	1-2	0	0	0	0	1	1	0	0	0	9
05	SMITH, Eric	g	0-0	0-0	0-0	0	0	0	0	0	0	0	0	0	5
12	GALLOWAY, Ramon	g	3-9	2-4	0-0	0	0	0	2	8	0	4	0	1	19
24	HARRIS, Damontre	g	0-0	0-0	0-0	0	2	2	3	0	0	0	0	0	8
32	JEFFERSON, Johndre	g	1-1	0-0	0-0	1	3	4	2	2	0	1	3	0	21
33	SLAWSON, RJ	g	0-0	0-0	0-0	0	0	0	0	0	0	0	0	0	7
Team						1	3	4							
Totals			23-60	8-21	3-7	10	25	35	21	57	10	15	5	3	200
FG % 1st Half: 8-30 26.7%		2nd half: 15-30 50.0%		Game: 23-60 38.3%		Deadball									
3FG % 1st Half: 4-11 36.4%		2nd half: 4-10 40.0%		Game: 8-21 38.1%		Rebounds									
FT % 1st Half: 1-2 50.0%		2nd half: 2-5 40.0%		Game: 3-7 42.9%		1									

#### Ohio State 79 • 10-0

#	Player	Total		3-Ptr		Rebounds			PF	TP	A	TO	Blk	Stl	Min
		FG-FGA	FG-FGA	FT-FTA	Off	Def	Tot								
00	Sullinger, Jared	f	10-17	1-2	9-12	5	14	19	2	30	1	0	1	0	30
52	Lauderdale, Dallas	c	3-7	0-0	0-2	2	5	7	1	6	0	0	3	0	27
23	Lighty, David	q	2-8	0-1	5-5	3	2	5	1	9	5	1	0	1	26
33	Diebler, Jon	g	3-9	2-6	3-3	1	2	3	0	11	3	2	0	1	35
44	Buford, William	g	5-11	1-4	1-2	0	1	1	1	12	2	4	2	1	32
01	Thomas, Deshaun	g	2-5	0-1	3-4	2	5	7	1	7	0	1	0	1	15
02	Sibert, Jordan	g	0-2	0-1	0-0	0	0	0	1	0	0	0	0	0	6
04	Craft, Aaron	g	2-3	0-0	0-0	0	0	0	3	4	3	0	1	2	23
10	Days, Eddie	g	0-0	0-0	0-0	0	0	0	1	0	0	0	0	0	2
15	Weatherspoon, J.D.	g	0-0	0-0	0-0	0	1	1	0	0	0	0	0	0	2
32	Smith Jr., Lenzele	g	0-1	0-1	0-0	0	0	0	0	0	0	0	0	0	2
Team						1	0	1							
Totals			27-63	4-16	21-28	14	30	44	11	79	14	8	7	6	200
FG % 1st Half: 15-33 45.5%		2nd half: 12-30 40.0%		Game: 27-63 42.9%		Deadball									
3FG % 1st Half: 2-7 28.6%		2nd half: 2-9 22.2%		Game: 4-16 25.0%		Rebounds									
FT % 1st Half: 10-12 83.3%		2nd half: 11-16 68.8%		Game: 21-28 75.0%		4									

Officials: Ed Hightower, Terry Wymer, Bert Smith  
 Technical fouls: South Carolina-None. Ohio State-None.  
 Attendance: 15497

Score by periods	1st	2nd	Total
South Carolina	21	36	57
Ohio State	42	37	79

Points	In	Off	2nd	Fast	Bench
SC	Paint	T/O	Chance	Break	
OSU	38	18	13	2	11
	18	18	16	8	11

Last FG - SC 2nd-02:23, OSU 2nd-02:52.  
 Largest lead - SC by 1 1st-18:37, OSU by 30 2nd-10:50.


Score tied - 0 times.  
 Lead changed - 2 times.



# TV/RADIO SPOT CHART




**#1 BRENTON WILLIAMS**  
So. - G - 5-11 - 172  
Kissimmee, Fla.  
Santa Fe College



**#2 BRIAN RICHARDSON**  
So. - G - 6-4 - 171  
Wilson, N.C.  
Greenfield School




**#5 ERIC SMITH**  
So. - G - 5-11 - 210  
Mullins, S.C.  
Christ School



**#13 ANTHONY GILL**  
Fr. - F - 6-8 - 235  
Charlotte, N.C.  
Charlotte Christian



**#15 MALIK COOKE**  
R-Sr. - F - 6-6 - 215  
Charlotte, N.C.  
Nevada




**#23 BRUCE ELLINGTON**  
So. - G - 5-9 - 197  
Moncks Corner, S.C.  
Berkeley



**#24 DAMONTRE HARRIS**  
So. - F - 6-9 - 226  
Fayetteville, N.C.  
Trinity Christian




**#30 LAKEEM JACKSON**  
Jr. - F - 6-5 - 238  
Charlotte, N.C.  
Christ School



**#32 DAMIEN LEONARD**  
Fr. - G - 6-4 - 192  
Greenville, S.C.  
J.L. Mann



**#33 RJ SLAWSON**  
So. - F - 6-8 - 207  
Charleston, S.C.  
Fort Dorchester



**#45 CARLTON GEATHERS**  
R-Fr. - F - 6-10 - 250  
Georgetown, S.C.  
Carvers Bay



**DARRIN HORN**  
Head Coach



**NEILL BERRY**  
Assistant Coach



**MIKE BOYNTON JR.**  
Assistant Coach



**CYPHEUS BUNTON**  
Assistant Coach



**JUSTIN PHELPS**  
Director of Operations

## ► GAMECOCKS RECORD WHEN ...

At home	3-2
On the road	1-1
At neutral sites	0-2
In overtime	0-0
vs. Top 25 team	0-1
vs. Top 10 team	0-1
Leading at half	2-0
Trailing at half	2-5
Tied at half	0-0
Shooting 50% or better	1-1
Shooting between 39-49%	3-2
Shooting less than 39%	0-2
Opp. shooting 50% or better	0-1
Opp. shooting between 40-49%	2-4
Opp. shooting less than 39%	2-0
Shooting better than opp.	2-1
Shooting worse than/equal to opp.	2-5
Starters out-score opp. starters	2-0
Opp. starters score/equal more	2-5
Bench out-scores opp. bench	3-3
Opp. bench scores/equals more	1-2
Having more FTs than opp.	3-0
Having equal/less FTs than opp.	1-5
Have more TOs than opp.	0-3
Having equal/less TOs than opp.	4-2
Having more rebounds than opp.	3-4
Having equal/less rebounds than opp.	1-1
Making 6 or more 3FGs	1-4
Having 15 or more assists	0-0
Having less than 15 assists	4-5
Score more points in paint than opp.	4-3
Scoring equal/less points in paint than opp.	0-3
Scoring more points off TOs than opp.	4-2
Scoring equal/less points off TOs than opp.	0-4
Scoring more 2nd-chance points than opp.	4-2
Scoring equal/less 2nd-chance points than opp.	0-3
Scoring more fast break points than opp.	3-2
Scoring equal/less fast break points than opp.	1-3
Wearing white uniforms	3-3
Wearing Garnet uniforms	0-1
Wearing Black uniforms	1-1
Playing on live TV	4-5
Playing in November	2-4
Playing in December	2-1
Playing in January	0-0
Playing in February	0-0
Playing in March	0-0
Playing a day-game	1-1
Playing a night-game	3-4
Playing on Sunday	1-1
Playing on a Monday	0-0
Playing on a Tuesday	2-1
Playing on a Wednesday	0-0
Playing on a Thursday	0-1
Playing on a Friday	1-1
Playing on a Saturday	0-1
Scoring margin is 5 points or less	2-3
Margin is between 6-10	0-1
Margin is between 11-20	0-0
Margin is more than 20	1-1
Scoring 59 points or less	1-1
Scoring 60-69 points	2-4
Scoring 70-79 points	1-0
Scoring 80-89 points	0-0
Scoring 90-99 points	0-0
Scoring 100+ points	0-0

## MISCELLANEOUS

Current streak	W2
Home court streak	W1
Away streak	W1
Neutral court streak	L2

## 2011-12 SUPERLATIVES

Scoring Leaders	'11-12	Career
Anthony Gill	3	3
Malik Cooke	3	9*
Eric Smith	1	1
RJ Slawson	1	1
Damontre Harris	2	2
Bruce Ellington	1	11

Rebounding Leaders	'11-12	Career
Lakeem Jackson	1	16
Damontre Harris	3	4
Anthony Gill	3	3
RJ Slawson	1	2
Malik Cooke	1	11*

Assists Leaders	'11-12	Career
Lakeem Jackson	4	21
Eric Smith	2	6
Damien Leonard	1	1
Anthony Gill	1	1
Malik Cooke	3	3*
Bruce Ellington	1	19

Blocks Leaders	'11-12	Career
Damontre Harris	5	11
Anthony Gill	1	1
Malik Cooke	1	5*
Carlton Geathers	2	2
RJ Slawson	1	2

Steals Leaders	'11-12	Career
Brenton Williams	1	1
Damontre Harris	1	5
Lakeem Jackson	2	14
Damien Leonard	2	2
Malik Cooke	6	19*
Anthony Gill	1	1
Brian Richardson	1	7

Double-Figure Scoring	'11-12	Career
Anthony Gill	4	4
Malik Cooke	6	21*
Brenton Williams	1	1
Lakeem Jackson	1	18
Eric Smith	2	2
Damien Leonard	2	2
RJ Slawson	1	2
Damontre Harris	2	3
Bruce Ellington	1	18

20+ points	'11-12	Career
Malik Cooke	1	2*

30+ points	'11-12	Career
-		

Double-Figure Rebounding	'11-12	Career
Lakeem Jackson	1	6
Damontre Harris	1	2
RJ Slawson	1	1

5+ assists	'11-12	Career
Lakeem Jackson	1	6

3+ steals	'11-12	Career
Brenton Williams	1	1
Lakeem Jackson	1	6
Malik Cooke	3	8*

2+ blocks	'11-12	Career
Damontre Harris	5	12
Malik Cooke	4	5*
Carlton Geathers	2	2
RJ Slawson	2	2

Double-Doubles	'11-12	Career
RJ Slawson	1	1

Clutch Free Throws (under 5 min/OT)	'11-12	Career
Anthony Gill	3-5	.600
RJ Slawson	2-4	.500
Malik Cooke	8-10	.800
Damien Leonard	2-2	1.000
Damontre Harris	1-1	1.000
Bruce Ellington	3-5	.600

\* indicates at South Carolina

## Miscellaneous

Largest Halftime Lead	
SC	10, vs. Western Carolina
Opp	14, Tennessee State
Smallest Halftime Lead	
SC	4, vs. Mississippi Valley State
Opp	4, Southern California
Fewest Points In First Half	
SC	19, vs. Tennessee State, vs. Presbyterian
Opp	25, Western Carolina, Presbyterian
Most Points In First Half	
SC	35, vs. Western Carolina
Opp	45, North Carolina
Most Points In Second Half	
SC	47, vs. Presbyterian
Opp	42, North Carolina and Providence
Fewest Points In Second Half	
SC	30, at Elon, vs. North Carolina, at Clemson
Opp	24, Elon
Largest Margin of Victory	
SC	25, vs. Western Carolina
Opp	25, North Carolina
Smallest Margin of Victory	
SC	3, at Clemson
Opp	1, Tennessee State



## 2011-12 GAME BY GAME COMPARISON

	Date	Result	FG-A	Pct	3FG-A	Pct	FT-A	Pct	O-D-Total	PF	Pts	A	TO	Blk	Stl	Min	Half
Western Carolina			17-47	.362	6-18	.333	10-16	.625	13-16-29	17	50	10	19	4	8	200	25
South Carolina	Nov. 11	W, 75-50	30-59	.508	5-12	.417	10-17	.588	18-19-37	14	75	14	12	5	11	200	35
Elon			16-40	.400	6-16	.375	20-28	.714	8-30-38	18	58	9	14	3	1	200	34
South Carolina	Nov. 15	L, 58-53	20-64	.313	3-27	.111	10-17	.588	18-22-40	24	53	6	7	2	9	200	23
Tennessee State			21-47	.447	10-22	.455	12-21	.571	6-22-28	23	64	15	13	1	9	200	33
South Carolina	Nov. 20	L, 64-63	22-55	.400	7-26	.269	12-20	.600	12-21-33	21	63	13	16	7	5	200	19
Miss Valley State			20-49	.408	7-17	.412	10-16	.625	7-23-30	24	57	12	14	5	8	200	26
South Carolina	Nov. 22	W, 61-57	19-48	.396	6-18	.333	17-25	.680	12-24-36	17	61	9	13	7	7	200	30
North Carolina			31-67	.463	8-16	.500	17-30	.567	15-20-35	15	87	22	10	3	11	200	45
South Carolina	Nov. 25	L, 87-62	23-55	.418	9-23	.391	7-12	.583	14-29-43	25	62	12	25	7	5	200	30
Southern California			24-48	.500	7-11	.636	8-12	.667	14-14-28	13	63	7	10	1	6	200	30
South Carolina	Nov. 26	L, 63-60	22-42	.524	8-17	.471	8-8	1.000	6-12-18	16	60	10	13	4	4	200	26
Providence			24-50	.480	6-11	.545	22-27	.815	7-27-34	10	76	16	15	10	4	200	34
South Carolina	Dec. 1	L, 76-67	26-72	.361	6-30	.200	9-10	.900	20-20-40	19	67	9	13	7	9	200	27
Clemson			19-50	.380	5-18	.278	12-16	.750	11-22-33	15	55	13	11	1	3	200	35
South Carolina	Dec. 4	W, 58-55	21-50	.420	5-15	.333	11-17	.647	10-23-33	16	58	8	8	5	6	200	28
Presbyterian			21-45	.467	7-18	.389	9-13	.692	7-17-24	13	58	13	18	2	3	200	25
South Carolina	Dec. 13	W, 66-58	26-56	.464	5-11	.455	9-11	.818	12-21-33	15	66	14	13	7	7	200	19

**2011-12 RESULTS: OVERALL, 4-5; HOME, 3-2; AWAY, 1-1; NEUTRAL, 0-2; SEC, 0-0**

Date	Opponent	W/L	Score	Record	Points	Rebounds	Assists	Steals	Attendance
Nov. 11	Western Carolina	W	75-50	1-0	Gill (14)	Jackson (10)	Jackson (10)	Williams (5)	9,330 (paid)
Nov. 15	at Elon	L	58-53	1-1	Gill/Cooke (9)	Harris (10)	Leonard/Smith (2)	Harris/Jackson/Leonard (2)	1,589
Nov. 20	Tennessee State	L	64-63	1-2	Smith (18)	Harris (7)	Gill/Jackson (3)	Cooke/Leonard (2)	9,045 (paid)
Nov. 22	Miss Valley State	W	61-57	2-2	Cooke (18)	Gill (8)	Cooke (3)	Cooke (3)	6,723 (paid)
Nov. 25	vs. #1 North Carolina	L	87-62	2-3	Leonard (15)	Slawson (14)	Cooke (4)	Cooke (2)	5,567
Nov. 26	vs. Southern California	L	63-60	2-4	Harris (15)	Harris (6)	Jackson (4)	Gill (2)	1,798
Dec. 1	Providence	L	76-67	2-5	Cooke (21)	Slawson (8)	Cooke (3)	Cooke (4)	7,476 (paid)
Dec. 4	at Clemson	W	58-55	3-5	Gill/Harris (10)	Cooke (8)	Smith (3)	Cooke (4)	7,238
Dec. 13	Presbyterian	W	66-58	4-5	Ellington (15)	Gill (8)	Jackson/Ellington (3)	3 with 2	7,003 (paid)

**2011-12 STARTING LINEUPS**

Guard	Guard	Forward	Forward	Forward	2011-12	Games
Jackson	Leonard	Gill	Harris	Cooke	1-2	3
Smith	Leonard	Gill	Harris	Cooke	1-3	4
Smith	Jackson	Gill	Harris	Cooke	2-0	2



### DARRIN HORN FILE

**Born** December 24, 1972, in Glasgow, Ky.  
**High School** Bates Creek, Lexington, Ky., 1991  
**College** Western Kentucky University, 1995  
**College Athletics** Four-year letterman, All-Sun Belt Conference, Academic All-America  
**Wife** Carla (Walker)  
**Children** Caroline and Walker

### COACHING EXPERIENCE

- Western Kentucky, assistant coach, 1995-97
- Morehead State, assistant coach, 1997-99
- Marquette, assistant coach, 1999-03
- Western Kentucky, head coach, 2003-08
- **South Carolina, head coach, 2008-present**

### HEAD COACHING CAREER

#### WESTERN KENTUCKY (2003-2008)

2003-04	15-13	SBC Tournament 2nd Round
2004-05	22-9	NIT 2nd Round
2005-06	23-8	NIT 1st Round
2006-07	22-11	SBC Tournament 1st Round
2007-08	29-7	NCAA Tournament Sweet 16
<b>5 years</b>	<b>111-48 (.698)</b>	

#### SOUTH CAROLINA (2008-PRESENT)

2008-09	21-10	NIT 1st Round
2009-10	15-16	-
2010-11	14-16	-
2011-12	4-5	
<b>4 years</b>	<b>54-47 (.534)</b>	
<b>Career Total</b>	<b>165-95 (.634)</b>	

### 2008-09 (SOUTH CAROLINA)

**Record: 21-10**  
**Home: 16-3; Away: 5-6; Neutral: 0-1**  
**SEC: 1-1st East**  
**Record: 10-6 (Home: 7-1; Away: 3-5)**



11/14	Jacksonville State	W, 89-76
11/16	Winthrop	W, 86-63
11/22	USC Upstate	W, 75-53
11/25	Gardner-Webb	W, 85-70
11/28	at C.of Charleston	L, 80-82 (ot)
12/2	at Princeton	W, 84-58
12/5	Furman	W, 72-48
12/16	NC Central	W, 90-43
12/20	The Citadel	W, 80-66
12/23	Presbyterian	W, 75-56
12/30	Clemson	L, 87-98
1/2	at Baylor	W, 85-84
1/5	Wofford	W, 78-61
1/10	Auburn*	W, 68-56
1/14	at LSU*	L, 68-85
1/17	at Tennessee*	L, 79-82
1/21	Florida*	W, 70-69
1/24	Mississippi*	W, 82-71
1/28	Vanderbilt*	W, 86-76
1/31	at Kentucky*	W, 78-77
2/3	at Florida*	L, 93-97
2/7	Georgia*	W, 79-68
2/14	at Alabama*	W, 75-73
2/18	at Mississippi State*	L, 70-75
2/21	Arkansas*	W, 82-78 (ot)
2/25	Kentucky*	W, 77-59
2/28	at Vanderbilt*	L, 83-96
3/5	Tennessee*	L, 70-86
3/7	at Georgia*	W, 68-51
3/13	(1) vs. Mississippi State	L, 68-82
3/17	(2) Davidson	L, 63-70

\* SEC Conference game  
 (1) SEC Tournament, Tampa, Fla. - (2) NIT, Columbia, S.C.

### 2009-10 (SOUTH CAROLINA)

**Record: 15-16**  
**Home: 11-5; Away: 2-9; Neutral: 2-2**  
**SEC: 5th East**  
**Record: 6-10 (Home: 4-4; Away: 2-6)**



11/13	Alabama A&M	W, 88-50
11/16	Georgia Southern	W, 90-66
11/19	(1) vs. La Salle	W, 78-68
11/20	(1) vs. USF	W, 69-66
11/22	(1) vs. Miami (Fla.)	L, 70-85
11/27	Jacksonville	W, 97-93
12/2	Western Kentucky	W, 74-56
12/6	at Clemson	L, 61-72
12/16	Richmond	W, 76-58
12/19	at Wofford	L, 61-68
12/21	Furman	W, 81-57
12/30	at Boston College	L, 76-85
1/2	Baylor	L, 74-85
1/5	Longwood	W, 88-58
1/9	at Auburn*	W, 80-71
1/13	LSU*	W, 67-58
1/16	Vanderbilt*	L, 79-89
1/20	at Ole Miss*	L, 57-66
1/23	at Florida*	L, 56-58
1/26	Kentucky*	W, 68-62
1/30	Georgia*	W, 78-77
2/6	at Tennessee*	L, 53-79
2/10	Florida*	W, 77-71
2/13	at Georgia*	L, 61-66
2/17	at Arkansas*	L, 79-92
2/20	Tennessee*	L, 55-63
2/25	at Kentucky*	L, 61-82

2/27	Mississippi State*	L, 63-76
3/3	Alabama*	L, 70-79
3/6	at Vanderbilt*	W, 77-73
3/11	(2) Alabama	L, 63-68

\* SEC Conference game  
 (1) Charleston Classic, Charleston, S.C. -  
 (2) SEC Tournament, Nashville, Tenn.

### 2010-11 (SOUTH CAROLINA)

**Record: 14-16**  
**Home: 11-6; Away: 3-5; Neutral: 0-1**  
**SEC: 6th East**  
**Record: 5-11 (Home: 3-5; Away: 2-6)**



11/12	Elon	W, 94-79
11/16	at Michigan State	L, 73-82
11/19	Radford	W, 85-56
11/23	USC Upstate	W, 57-41
11/27	at WKU	W, 87-85
12/1	Delaware State	W, 74-61
12/5	Clemson	W, 64-60
12/11	Wofford	W, 64-53
12/18	at Ohio State	L, 57-79
12/22	at Furman	L, 75-91
12/29	Jacksonville State	W, 56-49
1/1	Boston College	L, 70-85
1/4	SC State	W, 91-56
1/8	Vanderbilt*	W, 83-75
1/12	at Alabama*	L, 47-57
1/15	at Florida*	W, 72-69
1/19	Arkansas*	W, 81-74
1/22	Kentucky*	L, 58-67
1/29	Auburn*	L, 64-79
2/2	at LSU*	W, 64-56
2/5	at Vanderbilt*	L, 60-78
2/9	Florida*	L, 60-79
2/12	Georgia*	L, 56-60
2/16	at Tennessee*	L, 67-73
2/19	at Kentucky*	L, 59-90
2/22	Ole Miss*	W, 79-73
2/26	at Georgia*	L, 48-64
3/3	Tennessee*	L, 69-73
3/5	at Mississippi State*	L, 58-60
3/10	(1) vs. Ole Miss	L, 55-66

\* SEC Conference game  
 (1) SEC Tournament, Atlanta, Ga.

### 2011-12 (SOUTH CAROLINA)

**Record: 4-5**  
**Home: 3-2; Away: 1-1; Neutral: 0-2**  
**SEC: -**  
**Record: -**



11/11	Western Carolina	W, 75-50
11/15	at Elon	L, 53-58
11/20	Tennessee State	L, 63-64
11/22	Miss Valley State	W, 61-57
11/25	vs. North Carolina	L, 62-87
11/26	vs. Southern California	L, 60-63
12/1	Providence	L, 67-76
12/4	at Clemson	W, 58-55
12/13	Presbyterian	W, 66-58



# SOUTH CAROLINA SUPERLATIVES UNDER HORN

## Most Field Goals Made

- 36, at Florida, Feb. 3, 2009
- 35, vs. Elon, Nov. 12, 2010
- 35, vs. Jacksonville, Nov. 27, 2009
- 34, at Vanderbilt, Feb. 28, 2009
- 34, at Baylor, Jan. 2, 2009
- 34, vs. Jacksonville State, Nov. 14, 2008

## Most Field Goals Attempted

- 83, at WKU, Nov. 27, 2010
- 83, vs. Baylor, Jan. 2, 2010
- 81, at Vanderbilt, Feb. 28, 2009
- 76, vs. Miami (Fla.), Nov. 22, 2009
- 76, vs. Mississippi State, March 13, 2009
- 76, at Kentucky, Jan. 31, 2009

## Highest Field Goal Percent

- 58.1% (32-55), vs. Presbyterian, Dec. 23, 2008
- 57.3% (35-61), vs. Jacksonville, Nov. 27, 2009
- 54.2% (32-59), at Princeton, Dec. 2, 2008
- 53.9% (34-63), at Baylor, Jan. 2, 2009
- 53.2% (33-62), vs. SC State, Jan. 4, 2011

## Most 3-Point Field Goals Made

- 12, at Furman, Dec. 22, 2010
- 11, vs. Radford, Nov. 19, 2010
- 11, at Michigan State, Nov. 16, 2010
- 11, at Arkansas, Feb. 17, 2010
- 11, vs. LSU, Jan. 13, 2010
- 11, at Auburn, Jan. 9, 2010
- 11, vs. Miami (Fla.), Nov. 22, 2009
- 11, at Florida, Feb. 3, 2009

## Most 3-Point Field Goals Attempted

- 35, at Vanderbilt, Feb. 28, 2009
- 34, vs. Miami (Fla.), Nov. 22, 2009
- 33, vs. Auburn, Jan. 29, 2011
- 32, at Tennessee, Feb. 16, 2011
- 32, at Georgia, Feb. 13, 2010
- 32, vs. LSU, Jan. 13, 2010

## Highest 3-Point Field Goal Percentage (min. 10 attempts)

- 66.7% (8-12), at College of Charleston, Nov. 28, 2008
- 57.1% (8-14), at Baylor, Jan. 2, 2009
- 56.3% (9-16), vs. Elon, Nov. 12, 2010
- 56.3% (9-16), at Georgia, March 7, 2009
- 52.9% (9-17), vs. Georgia, Jan. 30, 2010

## Most Free Throws Made

- 32, vs. Vanderbilt, Jan. 28, 2009
- 28, vs. Georgia Southern, Nov. 16, 2009
- 28, vs. The Citadel, Dec. 20, 2008
- 23, vs. Alabama A&M, Nov. 13, 2009
- 23, vs. Furman, Dec. 5, 2008

## Most Free Throws Attempted

- 49, vs. Vanderbilt, Jan. 28, 2009
- 44, vs. Georgia Southern, Nov. 16, 2009
- 34, vs. Furman, Dec. 5, 2008
- 33, vs. The Citadel, Dec. 20, 2008
- 32, vs. Alabama A&M, Nov. 13, 2009

## Highest Free Throw Percentage (min. 10 attempts)

- 92.3% (12-13), vs. Tennessee, March 3, 2011
- 90.9% (20-22), vs. Ole Miss, Feb. 22, 2011
- 84.8% (28-33), vs. The Citadel, Dec. 20, 2008
- 82.4% (14-17), at LSU, Feb. 2, 2011
- 80.0% (12-15), vs. Richmond, Dec. 16, 2009

## Most Offensive Rebounds

- 23, vs. Winthrop, Nov. 16, 2008
- 22, vs. Baylor, Jan. 2, 2010
- 21, vs. USC Upstate, Nov. 23, 2010
- 21, vs. Radford, Nov. 19, 2010
- 21, at Michigan State, Nov. 16, 2010
- 21, vs. Richmond, Dec. 16, 2009

## Most Defensive Rebounds

- 36, at WKU, Nov. 27, 2010
- 34, vs. USC Upstate, Nov. 23, 2010
- 33, vs. Gardner-Webb, Nov. 25, 2008
- 31, vs. Georgia Southern, Nov. 16, 2009
- 31, at Georgia, March 7, 2009

## Most Total Rebounds

- 55, vs. USC Upstate, Nov. 23, 2010
- 53, at WKU, Nov. 27, 2010
- 52, vs. Gardner-Webb, Nov. 25, 2008
- 51, vs. Radford, Nov. 19, 2010
- 48, vs. Vanderbilt, Jan. 8, 2011
- 48, vs. Winthrop, Nov. 16, 2008

## Most Personal Fouls

- 30, at Arkansas, Feb. 17, 2010
- 30, at Florida, Feb. 3, 2009
- 27, vs. Davidson, March 17, 2009
- 26, vs. Auburn, Jan. 29, 2011
- 26, at Vanderbilt, Feb. 28, 2009
- 26, at LSU, Jan. 14, 2009

## Most Points

- 97, vs. Jacksonville, Nov. 27, 2009
- 94, vs. Elon, Nov. 12, 2010
- 93, at Florida, Feb. 3, 2009
- 91, vs. SC State, Jan. 4, 2011
- 90, vs. Georgia Southern, Nov. 16, 2009
- 90, vs. NC Central, Dec. 16, 2008

## Fewest Points

- 47, at Alabama, Jan. 12, 2011
- 48, at Georgia, Feb. 26, 2011
- 53, at Elon, Nov. 15, 2011
- 53, at Tennessee, Feb. 6, 2010
- 55, vs. Tennessee, Feb. 20, 2010
- 55, vs. Ole Miss, March 10, 2011

## Most Assists

- 23, vs. Elon, Nov. 12, 2010
- 20, vs. NC Central, Dec. 16, 2008
- 18, vs. Georgia Southern, Nov. 16, 2009
- 17, vs. SC State, Jan. 4, 2011
- 17, vs. Georgia, Feb. 7, 2009
- 17, vs. Jacksonville State, Nov. 14, 2008

## Fewest Turnovers

- 5, vs. Mississippi State, March 13, 2009
- 6, vs. Florida, Feb. 10, 2010
- 6, vs. Baylor, Jan. 2, 2010
- 6, vs. Wofford, Jan. 5, 2009
- 7, vs. Tennessee State, Nov. 20, 2011
- 7, at Elon, Nov. 15, 2011
- 7, vs. Florida, Feb. 23, 2010
- 7, at Georgia, Feb. 13, 2010
- 7, vs. Boston College, Jan. 1, 2010

## Most Blocks

- 16, vs. Kentucky, Feb. 25, 2009
- 15, vs. SC State, Jan. 4, 2011
- 12, vs. Vanderbilt, Jan. 8, 2011
- 12, vs. Georgia Southern, Nov. 16, 2009
- 11, vs. Auburn, Jan. 29, 2011
- 11, vs. Richmond, Dec. 16, 2009

## Most Steals

- 18, at Princeton, Dec. 2, 2008
- 16, vs. Furman, Dec. 21, 2009
- 15, vs. Vanderbilt, Jan. 16, 2008
- 15, vs. NC Central, Dec. 16, 2008
- 14, vs. Baylor, Jan. 2, 2010
- 14, at Clemson, Dec. 6, 2009
- 14, vs. USC Upstate, Nov. 22, 2008

## Most Points At Halftime

- 52, vs. Alabama, A&M, Nov. 13, 2009
- 49, vs. Radford, Nov. 19, 2010
- 49, vs. Jacksonville, Nov. 27, 2009
- 47, vs. Longwood, Jan. 5, 2010
- 47, vs. USC Upstate, Nov. 22, 2008
- 47, vs. Jacksonville State, Nov. 14, 2008

## Most Points By Opponent

- 98, Clemson, Dec. 30, 2008
- 97, Florida, Feb. 3, 2009
- 96, Vanderbilt, Feb. 28, 2009
- 93, Jacksonville, Nov. 27, 2009
- 92, Arkansas, Feb. 17, 2010

## Fewest Points By Opponent

- 41, USC Upstate, Nov. 23, 2010
- 43, NC Central, Dec. 16, 2008
- 48, Furman, Dec. 5, 2008
- 49, Jacksonville State, Dec. 29, 2010
- 50, Western Carolina, Nov. 11, 2011
- 50, Alabama A&M, Nov. 13, 2009

## Most Field Goals Made By Opponent

- 36, Clemson, Dec. 30, 2008
- 35, Tennessee, March 5, 2009
- 33, Boston College, Jan. 1, 2011
- 33, Vanderbilt, Jan. 16, 2010
- 32, WKU, Nov. 27, 2010
- 32, Kentucky, Feb. 25, 2010

## Fewest Field Goals Made By Opponent

- 15, USC Upstate, Nov. 23, 2010
- 16, at Elon, Nov. 15, 2011
- 16, Furman, Dec. 5, 2008
- 17, Western Carolina, Nov. 11, 2011
- 17, Wofford, Dec. 11, 2010
- 17, NC Central, Dec. 16, 2008
- 18, LSU, Feb. 2, 2011
- 18, Furman, Dec. 21, 2009
- 18, Georgia, March 7, 2009

## Most Rebounds By Opponent

- 57, Miami (Fla.), Nov. 22, 2009
- 52, WKU, Nov. 27, 2010
- 52, Baylor, Jan. 2, 2010
- 50, Mississippi State, March 13, 2009
- 49, Alabama, March 3, 2010
- 49, Georgia, March 7, 2009

## Fewest Rebounds By Opponent

- 27, Tennessee, March 3, 2011
- 28, Southern California, Nov. 26, 2011
- 28, Tennessee State, Nov. 20, 2011
- 28, Vanderbilt, March 6, 2010
- 28, Presbyterian, Dec. 23, 2008
- 28, Furman, Dec. 5, 2008
- 29, Western Carolina, Nov. 11, 2011
- 29, Wofford, Dec. 11, 2010
- 29, Wofford, Jan. 5, 2009

## GAME 1 - SOUTH CAROLINA, 75, WESTERN CAROLINA 50 COLUMBIA, S.C. - NOV. 11, 2011

COLUMBIA, S.C. - Freshman Anthony Gill and sophomore Brenton Williams scored 14 and 13 points, respectively, to lead the South Carolina men's basketball team to a season-opening 75-50 victory over Western Carolina on Friday night at Colonial Life Arena.

Gill was 6-of-7 from the floor, including 1-for-1 from 3-point range, while Williams was 5-for-8 on the night. Williams also led a solid defensive effort, collecting five of the Gamecocks' 11 steals. Senior Malik Cooke added 10 points and seven rebounds, and junior Lakeem Jackson filled the stat sheet with five points, five assists, 10 rebounds and three steals.

With the win, the Gamecocks (1-0) claim their 11th straight season opener, including a 4-0 mark under head coach Darrin Horn.

South Carolina dominated nearly every statistical category as it shot 50.8 percent from the floor (30-of-59) and held the Catamounts to 36.2 percent shooting (17-of-47). The Gamecocks also held a decisive advantage in points in the paint (46-18), second chance points (20-9), bench points (38-16) and points off turnovers (22-15) and they controlled the boards with a 37-29 edge, including 18 offensive boards.

The Gamecocks used their defensive pressure to break an 8-8 tie early on with an 8-0 run, including six straight points off turnovers. Williams made a transition layup off a steal by Brian Richardson to cap the run and give South Carolina a 16-8 lead at the 10:40 mark.

Western Carolina (0-1) scrapped back with back-to-back 3-pointers and a dunk by Brandon Boggs to knot the game at 16-16, but South Carolina scored the next nine points to build a lead it would not relinquish. Williams gave the Gamecocks their biggest lead of the half at 33-22 by converting a layup off a steal by Jackson, one of five South Carolina had in the half. Williams, who paced the Gamecocks with 11 points in the half, sank a pair of free throws with less than a minute remaining to give South Carolina a 35-25 advantage heading into the locker room.

The Gamecocks outscored Western Carolina 40-25 in the second half as they held the Catamounts to just 32 percent shooting. Gill drained a 3-pointer at the 17:00 mark to give South Carolina a 43-29 lead. After Boggs knocked down a jumper to trim the Gamecocks' lead to 43-33 with 15:06 remaining, South Carolina outscored Western Carolina 26-10 over the next 10 minutes to pull away for the win.

Sophomore Eric Smith chipped in a career-high nine points and four assists for the Gamecocks.

Trey Sumler and Harouna Mutombo netted 11 points apiece to lead Western Carolina.

## GAME 2 - SOUTH CAROLINA 53, ELON 58 ELON, N.C. - NOV. 15, 2011

ELON, N.C. - The South Carolina men's basketball team (1-1) suffered a 58-53 non-conference loss at Elon (1-1) on Tuesday. Freshman forward Anthony Gill and senior Malik Cooke led the Gamecocks with nine points each.

The team's combined for 42 fouls in the game, with the Gamecocks called for 24 and Elon 18.

South Carolina shot just 31.3 percent (20-64) in the contest, including an 11.1 percent (3-27) mark from 3-point range.

Elon was led by Lucas Troutman with 16 points on 5-of-8 shooting from the field and a 6-of-6 effort from the free throw line. Freshman guard Austin Hamilton chipped in 12 points and two assists.

Back and forth play was the story of the first part of the opening half. Two Troutman free throws gave Elon a 13-10 lead with 10:52 remaining in the first half.

The teams traded layups to follow, before consecutive dunks by sophomore guard Brian Richardson followed by a jumper by sophomore guard Eric Smith gave the Gamecocks their first lead of the game at 20-19 with just over four minutes remaining before halftime.

Elon regained the lead on two Kevin Blake free throws at the 3:52 mark and the Phoenix capitalized during the final minutes of the half to hold an 11-point lead at 34-23 at the break.

South Carolina used a 15-6 run through the first eight minutes of the second half to pull within two at 40-38. Foul trouble plagued the Gamecocks during the later portion of the contest, however, as both Cooke and junior guard Lakeem Jackson fouled out of the game.

Elon held the lead for the remainder of the second half and Ryley Beaumont hit four free throws with under 30 seconds remaining to close the win for the Phoenix.

### Official Basketball Box Score -- Game Totals -- Final Statistics Western Carolina vs South Carolina 11/11/11 7 p.m. at Columbia, S.C. (Colonial Life Arena)

#### Western Carolina 50 • 0-1

#	Player	Total		3-Ptr		Rebounds			PF	TP	A	TO	Blk	Stl	Min
		FG-FGA	FG-FGA	FT-FTA	Off	Def	Tot								
32	KING, Tawaski	f	2-5	0-0	0-1	1	1	2	5	4	1	1	0	1	29
40	ROSS, Preston	f	0-2	0-2	1-2	0	0	0	1	1	0	1	0	0	12
05	SUMLER, Trey	g	2-5	2-3	5-6	1	3	4	2	11	4	5	0	1	35
22	MUTOMBO, Harouna	g	4-9	0-1	3-5	3	5	8	2	11	1	3	0	0	30
24	BOGGS, Brandon	g	3-8	1-4	0-0	2	1	3	2	7	1	3	2	1	28
00	TANKELEWICZ, Tom		2-5	1-2	1-2	2	2	4	1	6	0	0	0	1	14
01	HALL, Kenny		0-0	0-0	0-0	0	1	1	1	0	0	0	0	0	4
02	DUNFORD, Dillon		0-0	0-0	0-0	0	0	0	0	0	0	1	0	0	1
04	COLE, Keaton		3-9	2-6	0-0	0	1	1	0	8	3	5	0	3	28
25	SINCLAIR, James		1-1	0-0	0-0	0	0	0	0	2	0	0	0	0	3
33	HOLLIS, Ishmael		0-1	0-0	0-0	0	1	1	2	0	0	0	0	1	10
44	SMITHSON, Sam		0-2	0-0	0-0	1	0	1	1	0	0	0	2	0	6
	Team					3	1	4							
	Totals		17-47	6-18	10-16	13	16	29	17	50	10	19	4	8	200

FG % 1st Half: 9-22 40.9% 2nd half: 8-25 32.0% Game: 17-47 36.2%  
3FG % 1st Half: 2-8 25.0% 2nd half: 4-10 40.0% Game: 6-18 33.3%  
FT % 1st Half: 5-9 55.6% 2nd half: 5-7 71.4% Game: 10-16 62.5%

Deadball Rebounds 3,1

#### South Carolina 75 • 1-0

#	Player	Total		3-Ptr		Rebounds			PF	TP	A	TO	Blk	Stl	Min
		FG-FGA	FG-FGA	FT-FTA	Off	Def	Tot								
13	GILL, Anthony	f	6-7	1-1	1-2	2	2	4	2	14	1	1	0	0	23
15	COOKE, Malik	f	3-8	0-0	4-6	5	2	7	0	10	1	3	0	0	23
24	HARRIS, Damontre	f	1-4	0-0	1-2	1	0	1	4	3	0	1	2	0	19
30	JACKSON, Lakeem	g	2-4	0-0	1-1	2	8	10	2	5	5	0	0	3	21
32	LEONARD, Damien	g	2-10	1-5	0-0	1	0	1	1	5	0	1	1	1	22
01	WILLIAMS, Brenton		5-8	1-1	2-2	0	2	2	1	13	1	4	0	5	17
02	RICHARDSON, Brian		2-4	1-3	0-0	1	0	1	1	5	1	0	1	1	19
05	SMITH, Eric		4-6	1-2	0-2	0	0	0	0	9	4	1	0	0	19
33	SLAWSON, RJ		3-4	0-0	1-2	3	0	3	3	7	1	0	0	1	21
45	GEATHERS, Carlton		2-4	0-0	0-0	1	5	6	0	4	0	0	1	0	16
	Team					2	0	2							
	Totals		30-59	5-12	10-17	18	19	37	14	75	14	12	5	11	200

FG % 1st Half: 15-30 50.0% 2nd half: 15-29 51.7% Game: 30-59 50.8%  
3FG % 1st Half: 1-4 25.0% 2nd half: 4-8 50.0% Game: 5-12 41.7%  
FT % 1st Half: 4-6 66.7% 2nd half: 6-11 54.5% Game: 10-17 58.8%

Deadball Rebounds 1,2

Officials: Mike Kitts, Brian Shey, Carlos Gonzalez  
Technical fouls: Western Carolina-None. South Carolina-None.  
Attendance: 9330  
2011-12 Season Opener

Score by periods	1st	2nd	Total
Western Carolina	25	25	50
South Carolina	35	40	75

	Points	In Paint	Off Chance	2nd Break	Fast Break	Bench
WCU	18	15	9	10	16	
SC	46	22	20	19	38	

Last FG - WCU 2nd-00:33, SC 2nd-01:11.  
Largest lead - WCU by 3 1st-13:26, SC by 27 2nd-01:11.

Score tied - 5 times.  
Lead changed - 3 times.

### Official Basketball Box Score -- Game Totals -- Final Statistics South Carolina vs Elon 11/15/11 7:00 p.m. at Elon, N.C. (Alumni Gym)

#### South Carolina 53 • 1-1

#	Player	Total		3-Ptr		Rebounds			PF	TP	A	TO	Blk	Stl	Min
		FG-FGA	FG-FGA	FT-FTA	Off	Def	Tot								
13	GILL, Anthony	f	4-5	0-0	1-3	2	7	9	4	9	0	2	1	0	28
15	COOKE, Malik	f	3-10	1-3	2-2	2	3	5	5	9	1	0	0	0	26
24	HARRIS, Damontre	f	2-6	0-0	4-7	6	4	10	1	8	0	1	1	2	26
30	JACKSON, Lakeem	g	2-4	0-0	1-2	3	1	4	5	5	1	2	0	2	26
32	LEONARD, Damien	g	2-17	1-11	2-2	2	0	2	2	7	2	0	0	2	27
01	WILLIAMS, Brenton		1-3	1-3	0-0	0	1	1	1	3	0	1	0	0	13
02	RICHARDSON, Brian		2-9	0-6	0-0	0	0	0	0	4	0	0	0	1	21
05	SMITH, Eric		3-5	0-2	0-1	0	1	1	2	6	2	1	0	1	14
33	SLAWSON, RJ		1-5	0-2	0-0	1	2	3	2	2	0	0	0	1	11
45	GEATHERS, Carlton		0-0	0-0	0-0	0	1	1	2	0	0	0	0	0	8
	Team					2	2	4							
	Totals		20-64	3-27	10-17	18	22	40	24	53	6	7	2	9	200

FG % 1st Half: 8-32 25.0% 2nd half: 12-32 37.5% Game: 20-64 31.3%  
3FG % 1st Half: 0-12 0.0% 2nd half: 3-15 20.0% Game: 3-27 11.1%  
FT % 1st Half: 7-11 63.6% 2nd half: 3-6 50.0% Game: 10-17 58.8%

Deadball Rebounds 3

#### Elon 58 • 1-1

#	Player	Total		3-Ptr		Rebounds			PF	TP	A	TO	Blk	Stl	Min
		FG-FGA	FG-FGA	FT-FTA	Off	Def	Tot								
21	BEAUMONT, Ryley	f	1-2	1-1	3-4	0	5	5	3	6	0	1	0	0	20
31	TROUTMAN, Lucas	f	5-8	0-0	6-6	2	3	5	4	16	2	2	2	0	25
01	SPRADLIN, Drew	g	2-5	2-4	0-0	1	4	5	1	6	2	4	0	0	25
10	HAMILTON, Austin	g	4-7	0-1	4-8	0	3	3	2	12	2	1	0	0	32
24	KOCH, Sebastian	g	0-5	0-4	2-2	1	2	3	2	2	1	1	0	0	27
00	BONNEY, Josh		0-2	0-0	0-0	0	2	2	1	0	0	1	0	1	7
11	BLAKE, Kevin		0-3	0-2	3-6	1	5	6	0	3	0	0	1	0	28
12	DUGAS, Roger		1-1	0-0	0-0	0	0	0	0	2	0	1	0	0	5
23	EDOMWONYI, Egeheosa		0-2	0-0	2-2	1	1	2	5	2	1	3	0	0	17
44	ERVIN, Brett		3-5	3-4	0-0	2	4	6	0	9	1	0	0	0	14
	Team					0	1	1							
	Totals		16-40	6-16	20-28	8	30	38	18	58	9	14	3	1	200

FG % 1st Half: 8-19 42.1% 2nd half: 8-21 38.1% Game: 16-40 40.0%  
3FG % 1st Half: 5-8 62.5% 2nd half: 1-8 12.5% Game: 6-16 37.5%  
FT % 1st Half: 13-16 81.3% 2nd half: 7-12 58.3% Game: 20-28 71.4%

Deadball Rebounds 2

Officials: John Hampton, Lee Cassell, John Heatly  
Technical fouls: South Carolina-None. Elon-None.  
Attendance: 1589

Score by periods	1st	2nd	Total
South Carolina	23	30	53
Elon	34	24	58

	Points	In Paint	Off Chance	2nd Break	Fast Break	Bench
SC	26	8	10	6	15	
ELON	10	2	7	0	16	

Last FG - SC 2nd-00:01, ELON 2nd-04:58.  
Largest lead - SC by 1 1st-04:38, ELON by 11 1st-00:16.

Score tied - 4 times.  
Lead changed - 2 times.

## GAME 3 - SOUTH CAROLINA 63, TENNESSEE STATE 64 COLUMBIA, S.C. - NOV. 20, 2011

**COLUMBIA, S.C.** - The South Carolina Gamecocks (1-2) suffered a 64-63 defeat against Tennessee State (2-2) on Sunday night at Colonial Life Arena competing in the Continental Tire Las Vegas Invitational. Sophomore guard Eric Smith led the Gamecocks with 18 points, doubling a career high.

Tennessee State started a run as the game passed the 10-minute mark and held a 15-9 lead with just over eight minutes left in the opening half. Carolina gained new life 30 seconds later after senior Malik Cooke poked the ball free from a Tiger guard and Lakeem Jackson collected the loose ball to take it down the floor and slam home a two-handed dunk.

Tennessee State's Robert Covington would hit a 3 at the other end, but Cooke would follow with a free throw and Damien Leonard hit a 3 from the corner to pull the Gamecocks to within three points of the Tigers with 5:31 left in the stanza. Following the under-four minute media timeout, Tennessee State's Jordan Cyphers buried two 3s and added three free throws, as the Tigers took a 33-19 lead into the locker room at halftime.

Sophomore forward Damontre Harris would convert a three-point play and Smith would hit a pair of 3s from the left wing to bring the Garnet and Black scratching back in the second half. With 10:07 left, Smith drove to the hole and dished a pass to RJ Slawson who finished the possession with a layup to near the score at 49-38.

The Tigers took a timeout to halt the momentum, but the Gamecocks' run wasn't over, as right off the break solid defense set up Cooke for a mid-range jumper followed by a 3 from the wing to pull within six points of the Tiger lead with 8:46 remaining.

Following the under-eight minute media timeout, Carolina pressed the Tigers off the break and Slawson came up with a steal at mid-court to set up a deep 3 from Smith at the top of the key to pull the Gamecocks to within two points with 7:20 left on the clock.

With 3:17 remaining, Tennessee State's Wil Peters hit a 3 to push the lead to 63-56 Tigers, but Smith would respond with two more 3s to pull the lead back to two with 1:19 remaining in the contest.

A steal by Leonard gave the ball to Carolina with under a minute left. Slawson would be fouled under the basket with a chance to tie, as the score stood at 64-62 with seven seconds remaining. Slawson would hit one of the two attempts from the line, and the Tigers would miss the front end of a bonus shot from the line at the other end, but Tennessee State held on to earn the 64-63 win.

The Gamecocks held the advantage in the paint, outscoring the Tigers 24-14 and holding the rebounding advantage by a mark of 33-28.

Smith posted a career high with 18 points, while Jackson would add 12, and Cooke and Slawson contributed 10 apiece.

### Official Basketball Box Score -- Game Totals -- Final Statistics Tennessee State vs South Carolina 11/20/11 6 p.m. at Columbia, S.C. (Colonial Life Arena)

#### Tennessee State 64 • 2-2

#	Player	Total			3-Ptr			Rebounds			PF	TP	A	TO	Blk	Stl	Min
		FG-FGA	FG-FGA	FT-FTA	FG-FGA	FG-FGA	FT-FTA	Off	Def	Tot							
31	MOORE, Kenny	f	2-7	0-3	3-6	0	4	4	2	7	2	1	0	1	22		
33	COVINGTON, Robert	f	5-12	3-7	3-4	1	8	9	2	16	3	1	0	1	37		
34	RHETT, M.J.	f	0-1	0-0	0-0	0	2	2	4	0	1	1	0	1	15		
02	MILLER, Patrick	g	4-8	1-1	2-5	0	1	1	3	11	6	2	0	3	32		
10	PETERS, Wil	g	3-7	2-5	0-0	0	1	1	2	8	0	4	0	3	34		
03	BUTCHER, Kharon	g	1-1	1-1	0-0	0	2	2	1	3	2	0	0	0	15		
12	BAWA, Muniru	g	0-1	0-0	0-0	0	0	0	0	0	0	0	0	0	4		
21	THORNTON, Kellen	g	3-3	0-0	1-2	1	1	2	5	7	1	1	0	0	18		
44	GREEN, Michael	g	0-0	0-0	0-0	0	0	0	2	0	0	2	0	0	7		
45	CYPHERS, Jordan	g	3-7	3-5	3-4	1	1	2	2	12	0	1	1	0	16		
Team						3			2			5					
Totals			21-47	10-22	12-21	6	22	28	23	64	15	13	1	9	200		

FG % 1st Half: 10-26 38.5% 2nd half: 11-21 52.4% Game: 21-47 44.7%  
 3FG % 1st Half: 6-13 46.2% 2nd half: 4-9 44.4% Game: 10-22 45.5%  
 FT % 1st Half: 7-14 50.0% 2nd half: 5-7 71.4% Game: 12-21 57.1%

#### South Carolina 63 • 1-2

#	Player	Total			3-Ptr			Rebounds			PF	TP	A	TO	Blk	Stl	Min
		FG-FGA	FG-FGA	FT-FTA	FG-FGA	FG-FGA	FT-FTA	Off	Def	Tot							
13	GILL, Anthony	f	1-3	0-0	0-0	1	1	2	2	2	3	0	0	0	21		
15	COOKE, Malik	f	4-12	1-6	1-2	1	5	6	4	10	2	4	3	2	36		
24	HARRIS, Damontre	f	2-2	0-0	1-1	0	7	7	2	5	0	0	2	0	16		
30	JACKSON, Lakeem	g	5-6	0-0	2-4	0	2	2	1	12	3	4	0	0	26		
32	LEONARD, Damien	g	1-5	1-5	2-4	1	0	1	3	5	2	2	0	2	24		
01	WILLIAMS, Brenton	g	0-1	0-1	1-2	0	0	0	0	1	0	0	0	0	2		
02	RICHARDSON, Brian	g	0-8	0-5	0-0	1	0	1	3	0	2	0	0	0	16		
05	SMITH, Eric	g	6-10	5-7	1-0	0	2	2	2	18	1	4	0	0	18		
33	SLAWSON, RJ	g	3-7	0-2	4-6	3	3	6	3	10	0	2	1	1	28		
45	GEATHERS, Carlton	g	0-1	0-0	0-0	1	1	2	1	0	0	0	1	0	13		
Team						4			0			4					
Totals			22-55	7-26	12-20	12	21	33	21	63	13	16	7	5	200		

FG % 1st Half: 5-22 22.7% 2nd half: 17-33 51.5% Game: 22-55 40.0%  
 3FG % 1st Half: 1-8 12.5% 2nd half: 6-18 33.3% Game: 7-26 26.9%  
 FT % 1st Half: 8-15 53.3% 2nd half: 4-5 80.0% Game: 12-20 60.0%

Officials: Bill Covington Jr., Ron Tyburski, Sean Casady  
 Technical fouls: Tennessee State-None. South Carolina-None.  
 Attendance: 9045  
 Las Vegas Invitational

Score by periods	1st	2nd	Total	In	Off	2nd	Fast	Bench
Tennessee State	33	31	64	Points	Paint	T/O	Chance	Break
South Carolina	19	44	63	TSU	14	14	11	6
				SC	24	15	9	11

Last FG - TSU 2nd-03:17, SC 2nd-01:19.  
 Largest lead - TSU by 22 2nd-14:49, SC by 4 1st-16:50.

Score tied - 0 times.  
 Lead changed - 3 times.

## GAME 4 - SOUTH CAROLINA 61, MISS VALLEY STATE 57 COLUMBIA, S.C. - NOV. 22, 2011

**COLUMBIA, S.C.** - The South Carolina Gamecocks (2-2) rallied for a 61-57 victory over Mississippi Valley State (0-4) on Tuesday night at Colonial Life Arena competing in the second game of the Continental Tire Las Vegas Invitational. Senior forward Malik Cooke led the Gamecocks with 18 points, and freshman guard Damien Leonard scored a career-high 16 points for the Gamecocks. Freshman forward Anthony Gill corralled a game-leading seven rebounds, and redshirt freshman Carlton Geathers blocked a career high three shots. Mississippi Valley State was led by junior guard Terrance Joyner with 22 points and senior forward Falando Jones who tallied 11 points in the contest. The Delta Devil's senior guard Cor-J Cox pulled down a game-leading seven rebounds. Senior center Paul Crosby and freshman guard Luca Pajkovic added six boards for MVSU.

After giving up the first basket to Mississippi Valley State, the Gamecocks went on a 23-7 run to start the game. Leonard led the charge during the Gamecocks' surge with 12 points on a 4-of-5 performance from behind the arc. The run gave the Gamecocks a 14-point lead, their largest of the game, at the 8:16 mark in the first half.

Mississippi Valley State found a rhythm and went on a run of their own. The Delta Devils outscored the Gamecocks 14 to 5 over the last 6:59 of the first half to pull within four points at the break. Geathers blocked Amos Studivant's jumper in the lane that would have tied the game at 28. Cooke was fouled on the subsequent rebound and knocked down two free throws with 21 seconds left in the half to give the Gamecocks a 30-26 advantage at the break.

Mississippi Valley State took the lead early coming out of the locker room on back-to-back transition layups to begin the second half by Kevin Burwell and Terrance Joyner. Joyner drew sophomore forward Damontre Harris' third foul and converted a three-point play that gave the Delta Devils a 31-30 lead, their first lead of the game since the opening basket.

South Carolina, who had begun to chip away at the MVSU lead since the 6:36 mark in the second half, then began a feverish comeback that was ignited by the Gamecocks defense. Sophomore forward R.J. Slawson stole the ball at midcourt due to the South Carolina press. Sophomore guard Eric Smith drained a three-pointer, which was assisted by Slawson on a crossover pass, to cut the lead to five at 48-53 with 3:19 remaining. South Carolina continued to apply the press and forced another turnover, which resulted in two Leonard free throws to bring the Gamecocks to within three. A third consecutive steal, this time on an inbounds pass created a Leonard fast break layup to cut the MVSU lead to one at 52-53.

Gill drew a charge on Crosby to give the Gamecocks a chance to take the lead. Slawson drained a jumper with just 2:00 minutes remaining to take the lead at 54-53. Cooke put back a Slawson miss to extend the Gamecocks' lead to three. Cooke collected a loose ball and hit two free throws to make the score 58-53 with 55.7 to go in the game.

The Delta Devils cut the Gamecocks' lead to one at a score of 58-57 on shots by Cox and freshman guard Brent Arrington with just 24 seconds remaining, but Cooke extended the Gamecock lead to 61-57 on two trips to the line.

### Official Basketball Box Score -- Game Totals -- Final Statistics Miss. Valley State vs South Carolina 11/22/11 7 p.m. at Columbia, S.C. (Colonial Life Arena)

#### Miss. Valley State 57 • 0-4

#	Player	Total			3-Ptr			Rebounds			PF	TP	A	TO	Blk	Stl	Min
		FG-FGA	FG-FGA	FT-FTA	FG-FGA	FG-FGA	FT-FTA	Off	Def	Tot							
12	STUDIVANT, Amos	f	1-3	0-0	1-4	0	2	2	4	3	0	1	0	0	22		
23	JONES, Falando	f	3-7	1-2	4-4	0	2	2	5	11	6	1	1	3	32		
32	CROSBY, Paul	c	2-7	0-1	1-1	2	4	6	3	5	0	4	2	1	32		
03	JOYNER, Terrence	g	8-13	4-5	2-4	0	1	1	5	22	2	3	1	2	37		
25	BURWELL, Kevin	g	2-7	1-4	0-0	1	1	2	3	5	3	1	0	0	35		
05	PAJKOVIC, Luka	g	0-0	0-0	0-0	0	0	0	0	0	0	0	0	0	1		
11	ARRINGTON, Brent	g	1-5	0-3	2-3	2	4	6	2	4	1	2	0	2	16		
21	COX, Cor-J	g	3-7	1-2	0-0	1	7	8	2	7	0	2	1	0	25		
Team						1			2			3					
Totals			20-49	7-17	10-16	7	23	30	24	57	12	14	5	8	200		

FG % 1st Half: 7-24 29.2% 2nd half: 13-25 52.0% Game: 20-49 40.8%  
 3FG % 1st Half: 4-11 36.4% 2nd half: 3-6 50.0% Game: 7-17 41.2%  
 FT % 1st Half: 8-12 66.7% 2nd half: 2-4 50.0% Game: 10-16 62.5%

#### South Carolina 61 • 2-2

#	Player	Total			3-Ptr			Rebounds			PF	TP	A	TO	Blk	Stl	Min
		FG-FGA	FG-FGA	FT-FTA	FG-FGA	FG-FGA	FT-FTA	Off	Def	Tot							
13	GILL, Anthony	f	3-6	0-0	2-3	3	5	8	3	8	1	2	0	0	29		
15	COOKE, Malik	f	4-8	0-3	10-12	1	3	4	1	18	3	1	2	3	32		
24	HARRIS, Damontre	f	1-3	0-0	2-2	2	1	3	2	4	0	1	1	0	19		
05	SMITH, Eric	g	3-6	2-3	0-1	1	2	3	2	8	2	4	0	2	31		
32	LEONARD, Damien	g	5-12	4-9	2-2	0	3	3	2	16	0	3	0	1	32		
02	RICHARDSON, Brian	g	1-5	0-3	0-0	0	2	2	1	2	1	1	0	0	11		
30	JACKSON, Lakeem	g	0-2	0-0	1-3	2	1	3	1	1	0	1	0	0	19		
33	SLAWSON, RJ	g	2-6	0-0	0-2	1	2	3	4	4	2	0	1	1	16		
45	GEATHERS, Carlton	g	0-0	0-0	0-0	0	3	3	1	0	0	0	3	0	11		
Team						2			4								
Totals			19-48	6-18	17-25	12	24	36	17	61	9	13	7	7	200		

FG % 1st Half: 10-21 47.6% 2nd half: 9-27 33.3% Game: 19-48 39.6%  
 3FG % 1st Half: 5-10 50.0% 2nd half: 1-8 12.5% Game: 6-18 33.3%  
 FT % 1st Half: 5-10 50.0% 2nd half: 12-15 80.0% Game: 17-25 68.0%

Officials: Alan Spainhour, Matt Potter, Tim Haddix  
 Technical fouls: Miss. Valley State-None. South Carolina-None.  
 Attendance: 6723  
 Las Vegas Invitational

Score by periods	1st	2nd	Total	In	Off	2nd	Fast	Bench
Miss. Valley State	26	31	57	Points	Paint	T/O	Chance	Break
South Carolina	30	31	61	MVSU	18	15	3	8
				SC	22	17	14	13

Last FG - MVSU 2nd-00:24, SC 2nd-01:19.  
 Largest lead - MVSU by 11 2nd-06:36, SC by 14 1st-08:16.

Score tied - 3 times.  
 Lead changed - 5 times.



**GAME 5 - SOUTH CAROLINA, 62, #1 NORTH CAROLINA 87**  
**LAS VEGAS, NEV. - NOV. 25, 2011**

**LAS VEGAS.** - The South Carolina men's basketball team (2-3) suffered an 87-62 loss to No. 1 North Carolina (5-0) on Friday in the Continental Tire Las Vegas Invitational, held at the Orleans Arena in Las Vegas. Sophomore forward RJ Slawson had an impressive game for South Carolina, posting career highs with 13 points, 14 rebounds and four blocks in the loss.

The Gamecocks had four reach double figures in the game, with freshman guard Damien Leonard leading the way with 15 points, followed by Slawson with 13, senior forward Malik Cooke with 12 and freshman forward Anthony Gill with 10. Slawson's 14 rebounds were a game high.

The top-ranked Tar Heels were led by Harrison Barnes with 21 points, while John Henson added 18 and P.J. Hairston tallied 19. Sophomore guard Kendall Marshall collected 14 assists and six steals.

North Carolina jumped out to a 27-10 lead midway through the first half, but sparked by Slawson's play, the Gamecocks battled back before halftime, where the Tar Heels would hold a 45-32 advantage.

Leonard hit two early 3s in the second half to pull Carolina within 11 at 51-40 with 16 minutes to go in the half.

The teams would trade buckets, but UNC would use a late run to push the final score to 87-62.

South Carolina shot 41.8 percent from the floor, hitting a season high nine 3s in the contest, paced by Leonard's season high five 3s.

**GAME 6 - SOUTH CAROLINA 60, SOUTHERN CALIFORNIA 63**  
**LAS VEGAS, NEV. - NOV. 16, 2011**

**LAS VEGAS.** - The South Carolina men's basketball team (2-4) suffered a 63-60 loss to Southern California (3-4) in the final round of the Continental Tire Las Vegas Invitational at the Orleans Arena on Saturday night in Las Vegas. Sophomore forward Damontre Harris led the Gamecocks with a season high 15 points, while the Trojans were paced by sophomore guard Maurice Jones with a game high 28 points.

Led by Harris' 15, three Gamecocks registered double-digit points, as senior forward Malik Cooke added 10 and sophomore guard Brian Richardson contributed a season high 12 points on 4-of-7 shooting from 3-point range. Harris collected a team high six rebounds. The Gamecocks were out-rebounded in the contest for the first time this season.

Jones led all scorers with 28 points, hitting a perfect 7-of-7 from beyond the arc, while adding two layups and three from the foul line. He played 39 minutes in the contest. Sophomore forward Dewayne Dedmon chipped in 15 points and junior forward Aaron Fuller led the Trojans with 10 rebounds.

A Richardson 3 gave South Carolina a 26-23 upperhand with just under four minutes remaining in the first half, but the Trojans would connect on three layups before halftime to hold a 30-26 advantage at the break.

Back-to-back layups by Harris and Cooke to open the second half knotted the score at 30-30 with 18:48 remaining.

The teams would trade baskets through the middle of the half, with neither team holding more than a five-point advantage. A 3 by Cooke with 8:39 remaining gave the Gamecocks a 48-44 edge, but Jones would bury three 3s over the next five minutes to give Southern California a 58-53 lead with 3:09 remaining.

The score stayed close during the final minutes of play. The Gamecocks found themselves down three with 43 seconds to go, but another clutch jumper by Cooke would pull Carolina within one at 60-61 with 33 seconds remaining.

A Gamecock foul would give Jones a one-and-one opportunity with 25 seconds to go. Jones scored both at the line and the Gamecocks were unable to connect on a 3 late in the set, as Southern California won 63-60.

**Official Basketball Box Score -- Game Totals -- Final Statistics**  
**SC vs NC**  
**11/25/11 7:00pm at The Orleans**

**SC 62 • 2-3**

#	Player	Total			3-Ptr			Rebounds			PF	TP	A	TO	Blk	Stl	Min
		FG	FGA	FT	FTA	FG	FGA	FT	FTA	Off							
05	SMITH, Eric	* 2-6	2-5	0-0	0	0	0	1	6	3	3	0	0	0	0	27	
13	GILL, Anthony	* 3-7	0-0	4-6	3	3	6	5	10	2	3	0	1	23			
15	COOKE, Malik	* 4-9	2-2	2-4	2	3	5	3	12	4	3	2	2	29			
24	HARRIS, Damontre	* 0-2	0-0	0-0	2	3	5	3	0	0	0	1	1	19			
32	LEONARD, Damien	* 5-12	5-11	0-0	0	1	1	3	15	0	5	0	0	36			
02	RICHARDSON, Brian	2-6	0-4	0-0	0	3	3	4	4	2	3	0	0	19			
30	JACKSON, Lakeem	1-2	0-0	0-0	0	2	2	0	2	1	4	0	0	13			
33	SLAWSON, RJ	6-10	0-1	1-2	4	10	14	4	13	0	4	4	1	31			
45	GEATHERS, Carlton	0-1	0-0	0-0	0	2	2	2	0	0	0	0	0	3			
Team					3	2	5										
Totals		23-55	9-23	7-12	14	29	43	25	62	12	25	7	5	200			

FG % 1st Half: 12-25 48.0% 2nd half: 11-30 36.7% Game: 23-55 41.8%  
 3FG % 1st Half: 3-9 33.3% 2nd half: 6-14 42.9% Game: 9-23 39.1%  
 FT % 1st Half: 5-9 55.6% 2nd half: 2-3 66.7% Game: 7-12 58.3%

Deadball Rebounds 3

**NC 87 • 5-0**

#	Player	Total			3-Ptr			Rebounds			PF	TP	A	TO	Blk	Stl	Min
		FG	FGA	FT	FTA	FG	FGA	FT	FTA	Off							
01	Dexter Strickland	* 1-3	0-0	0-0	0	3	3	2	2	1	2	0	0	32			
05	Kendall Marshall	* 2-3	0-0	0-0	0	2	2	1	4	14	1	0	6	32			
31	John Henson	* 8-15	0-0	2-6	2	6	8	2	18	1	2	1	0	29			
40	Harrison Barnes	* 6-10	2-3	7-10	2	3	5	2	21	0	3	0	1	24			
44	Tyler Zeller	* 4-12	0-0	4-6	4	1	5	4	12	1	1	1	2	20			
11	Stilman White	1-1	1-1	0-0	0	0	0	0	3	1	0	0	0	3			
14	Desmond Hubert	0-0	0-0	0-0	0	0	0	0	0	0	0	0	0	1			
15	P.J. Hairston	5-8	5-8	4-6	1	1	2	1	19	0	0	0	1	15			
21	Jackson Simmons	0-0	0-0	0-0	1	0	1	0	0	0	1	0	0	1			
22	David Dupont	0-1	0-1	0-0	0	0	0	0	0	0	0	0	0	1			
24	Justin Watts	1-4	0-1	0-0	0	1	1	1	2	0	0	0	1	8			
30	Patrick Crouch	0-0	0-0	0-0	0	0	0	0	0	1	0	0	0	1			
34	Stewart Cooper	0-0	0-0	0-0	0	0	0	0	0	0	0	0	0	1			
35	Reggie Bullock	0-4	0-2	0-0	3	2	5	0	0	3	0	0	0	13			
43	James Michael McAdoo	3-6	0-0	0-2	0	1	1	2	6	0	0	1	0	19			
Team					2	0	2										
Totals		31-67	8-16	17-30	15	20	35	15	87	22	10	3	11	200			

FG % 1st Half: 16-35 45.7% 2nd half: 15-32 46.9% Game: 31-67 46.3%  
 3FG % 1st Half: 3-7 42.9% 2nd half: 5-9 55.6% Game: 8-16 50.0%  
 FT % 1st Half: 10-15 66.7% 2nd half: 7-15 46.7% Game: 17-30 56.7%

Deadball Rebounds 5

Officials: Oneil, Stigliano, Schnur  
 Technical fouls: SC-RICHARDSON, Brian; COOKE, Malik. NC-None.  
 Attendance:

Score by periods	1st	2nd	Total
SC	32	30	62
NC	45	42	87

	In	Off	2nd	Fast	Bench
Points	20	8	16	0	19
SC	44	28	16	16	30
NC					

Last FG - SC 2nd-00:30, NC 2nd-00:52.  
 Largest lead - SC None, NC by 27 2nd-00:52.

Score tied - 0 times.  
 Lead changed - 0 times.

**Official Basketball Box Score -- Game Totals -- Final Statistics**  
**Southern Cal vs South Carolina**  
**11/26/11 4:30pm at The Orleans**

**Southern Cal 63 • 3-4**

#	Player	Total			3-Ptr			Rebounds			PF	TP	A	TO	Blk	Stl	Min
		FG	FGA	FT	FTA	FG	FGA	FT	FTA	Off							
02	ALLEN, G	* 1-4	0-3	0-0	0	1	1	1	2	3	0	0	0	32			
10	Jones, Maurice	* 9-15	7-7	3-5	0	1	1	2	28	2	3	0	2	39			
14	DEDMON, D	* 6-8	0-0	3-3	5	3	8	3	15	0	2	1	3	35			
21	Fuller, Aaron	* 2-6	0-0	2-4	6	4	10	2	6	2	2	0	1	35			
25	WESLEY, B	* 4-7	0-0	0-0	1	1	2	3	8	0	2	0	0	35			
03	Moore, Alex	0-2	0-0	0-0	0	1	1	1	0	0	1	0	0	13			
24	Munoz, Daniel	0-1	0-0	0-0	1	0	1	0	0	0	0	0	0	0			
31	Błaszczyk, James	0-1	0-0	0-0	0	2	2	0	0	0	0	0	0	5			
33	JACKSON, G	2-4	0-1	0-0	0	1	1	1	4	0	0	0	0	6			
Team					1	0	1										
Totals		24-48	7-11	8-12	14	14	28	13	63	7	10	1	6	200			

FG % 1st Half: 12-28 42.9% 2nd half: 12-20 60.0% Game: 24-48 50.0%  
 3FG % 1st Half: 2-5 40.0% 2nd half: 5-6 83.3% Game: 7-11 63.6%  
 FT % 1st Half: 4-6 66.7% 2nd half: 4-6 66.7% Game: 8-12 66.7%

Deadball Rebounds 2

**South Carolina 60 • 2-4**

#	Player	Total			3-Ptr			Rebounds			PF	TP	A	TO	Blk	Stl	Min
		FG	FGA	FT	FTA	FG	FGA	FT	FTA	Off							
05	SMITH, Eric	* 1-1	1-1	0-0	0	0	0	4	3	1	3	0	1	20			
13	GILL, Anthony	* 2-3	0-0	3-3	2	0	2	2	7	2	0	0	2	18			
15	COOKE, Malik	* 4-5	1-2	1-1	0	2	2	2	10	0	3	0	1	30			
24	HARRIS, Damontre	* 7-11	0-0	1-1	3	3	6	1	15	0	0	2	0	30			
32	LEONARD, Damien	* 0-6	0-4	0-0	0	0	0	2	0	0	1	0	0	23			
02	RICHARDSON, Brian	4-9	4-7	0-0	0	2	2	2	12	1	2	0	0	27			
30	JACKSON, Lakeem	1-1	0-0	2-2	0	1	1	1	4	4	3	1	0	20			
33	SLAWSON, RJ	3-6	2-3	1-1	0	3	3	1	9	2	1	1	0	29			
45	GEATHERS, Carlton	0-0	0-0	0-0	0	0	0	1	0	0	0	0	0	3			
Team					1	1	2										
Totals		22-42	8-17	8-8	6	12	18	16	60	10	13	4	4	200			

FG % 1st Half: 10-22 45.5% 2nd half: 12-20 60.0% Game: 22-42 52.4%  
 3FG % 1st Half: 4-10 40.0% 2nd half: 4-7 57.1% Game: 8-17 47.1%  
 FT % 1st Half: 2-2 100.0% 2nd half: 6-6 100.0% Game: 8-8 100.0%

Deadball Rebounds 0

Officials: Darren George, Jeb Hartness, Mark Schur  
 Technical fouls: Southern Cal-None. South Carolina-None.  
 Attendance:

Score by periods	1st	2nd	Total
Southern Cal	30	33	63
USC	26	34	60
South Carolina	26	34	60

	In	Off	2nd	Fast	Bench
Points	26	18	17	4	4
USC	24	12	9	2	25
SC					

Last FG - USC 2nd-00:43, SC 2nd-00:33.  
 Largest lead - USC by 5 2nd-16:52, SC by 4 1st-09:48.

Score tied - 9 times.  
 Lead changed - 9 times.

## GAME 7 - SOUTH CAROLINA 67, PROVIDENCE 76

### COLUMBIA, S.C. - DEC. 1, 2011

**COLUMBIA, S.C.** - Despite a late rally, South Carolina (2-5) could not overcome a 14-point deficit and suffered a 76-67 defeat to Providence (6-2) at Colonial Life Arena on Thursday night as a part of the Big East/SEC Challenge. Senior forward Malik Cooke led the Gamecock offense, shooting 8-of-12 from the field and scoring a season-high 21 points. Sophomore guard Eric Smith also added 16 points.

Sophomore forward R.J. Slawson's eight rebounds paced South Carolina in holding a 40-34 advantage in the rebounding category, and freshman forward Carlton Geathers tied a career-high with three blocks on the night.

The Friars found themselves with a 15-8 lead as the game crossed the 11:00 mark in the first half, but a 3-point basket from Cooke from the top of the key and a tough layup brought the Gamecocks to within two at the halfway point of the first half. Providence would maintain the lead though near the end of the half and went into the break leading the game 34-27.

Carolina would fight back in the second half with a 7-0 run started by a Lakeem Jackson dunk with 11:50 left to play. Cooke would follow with two free throws and sophomore guard Brian Richardson capped off the run with a three-point play to make the game 51-47 Friars with 8:58 left to go.

Providence answered with a pair of free throws by Gerard Coleman and staved off the Gamecock rally to open their lead back up to 10 with five and a half minutes left.

South Carolina staged a late comeback as Cooke hit his third 3 of the night and sophomore Bruce Ellington finished off an acrobatic layup with 3:34 remaining. Cooke would hit another jumper to cut the Friar lead to seven, but Providence would answer with solid free throw shooting to close out the game.

### Official Basketball Box Score -- Game Totals -- Final Statistics

#### Providence College vs South Carolina

12/1/11 7 p.m. at Columbia, S.C. (Colonial Life Arena)

#### Providence College 76 • 6-2

#	Player	Total			3-Ptr			Rebounds			PF	TP	A	TO	Blk	Stl	Min
		FG-FGA	FG-FGA	FT-FTA	FG-FGA	FG-FGA	FT-FTA	Off	Def	Tot							
23	HENTON, LaDontae	f	6-9	3-3	3-3	3	5	8	1	18	2	2	0	0	40-		
34	GIPLAYE, Ron	f	0-2	0-0	1-2	0	3	3	3	1	0	0	2	0	13		
01	COLEMAN, Gerard	g	4-9	0-1	10-13	0	4	4	0	18	4	3	0	1	40		
11	COTTON, Bryce	g	3-8	2-4	5-5	2	4	6	2	13	4	3	0	1	39		
32	COUNCIL, Vincent	g	7-14	1-3	1-2	0	0	0	2	16	6	5	1	2	39		
13	KOFANE, Brice	g	0-1	0-0	0-0	0	2	2	1	0	0	0	0	0	5		
21	GOLDSBROUGH, Lee	g	0-0	0-0	0-0	0	0	0	0	0	0	0	0	0	2		
42	DIXON, Bilal	g	4-7	0-0	2-2	2	5	7	1	10	0	2	7	0	22		
Team						0 4 4											
Totals			24-50	6-11	22-27	7	27	34	10	76	16	15	10	4	200		

FG % 1st Half: 13-28 46.4% 2nd half: 11-22 50.0% Game: 24-50 48.0% Deadball Rebounds 2  
 3FG % 1st Half: 3-5 60.0% 2nd half: 3-6 50.0% Game: 6-11 54.5%  
 FT % 1st Half: 5-7 71.4% 2nd half: 17-20 85.0% Game: 22-27 81.5%

#### South Carolina 67 • 2-5

#	Player	Total			3-Ptr			Rebounds			PF	TP	A	TO	Blk	Stl	Min
		FG-FGA	FG-FGA	FT-FTA	FG-FGA	FG-FGA	FT-FTA	Off	Def	Tot							
13	GILL, Anthony	f	3-6	0-0	1-1	2	1	3	0	7	2	1	0	0	17		
15	COOKE, Malik	f	8-12	3-5	2-2	2	1	3	2	21	3	4	2	4	33		
24	HARRIS, Damontre	f	0-1	0-0	0-0	1	1	2	1	0	0	0	1	0	15		
05	SMITH, Eric	g	6-13	3-8	1-2	1	2	3	2	16	1	0	0	2	28		
32	LEONARD, Damien	g	0-5	0-5	0-0	0	2	2	1	0	0	1	0	0	9		
02	RICHARDSON, Brian	g	2-12	0-6	1-1	2	2	4	3	5	0	0	0	0	17		
23	ELLINGTON, Bruce	g	3-11	0-4	0-0	1	1	2	3	6	1	2	0	0	27		
30	JACKSON, Lakeem	g	2-4	0-1	0-0	5	1	6	2	4	1	2	0	1	24		
33	SLAWSON, RJ	g	2-8	0-1	4-4	4	4	8	4	8	1	2	1	2	22		
45	GEATHERS, Carlton	g	0-0	0-0	0-0	0	3	3	1	0	0	1	3	0	8		
Team						2 2 4											
Totals			26-72	6-30	9-10	20	20	40	19	67	9	13	7	9	200		

FG % 1st Half: 12-39 30.8% 2nd half: 14-33 42.4% Game: 26-72 36.1% Deadball Rebounds 1  
 3FG % 1st Half: 2-14 14.3% 2nd half: 4-16 25.0% Game: 6-30 20.0%  
 FT % 1st Half: 1-2 50.0% 2nd half: 8-8 100.0% Game: 9-10 90.0%

Officials: Doug Simmons, Karl Hess, Mike Roberts  
 Technical fouls: Providence College-None. South Carolina-None.  
 Attendance: 7476  
 Big East/SEC Challenge

Score by periods	1st	2nd	Total	In	Off	2nd	Fast	Bench
Providence College	34	42	76	Points	Paint	T/O	Chance	Break
South Carolina	27	40	67	34	19	11	16	10
				SC	36	14	21	4

Last FG - PC 2nd-01:36, SC 2nd-00:35. Score tied - 1 time.  
 Largest lead - PC by 14 2nd-04:04, SC by 2 1st-19:09. Lead changed - 1 time.

## GAME 8 - SOUTH CAROLINA 58, CLEMSON 55

### CLEMSON, S.C. - DEC. 4, 2011

**CLEMSON, S.C.** - Malik Cooke hit two free throws with 6.7 seconds remaining to seal a 58-55 South Carolina victory over Clemson on Sunday at Littlejohn Coliseum. The Gamecocks improve to 3-5 on the year, while Clemson falls to 4-3. The victory was South Carolina's first at Clemson since the 2003 campaign, while it was Carolina's second straight victory over the Tigers.

Sophomore forward Damontre Harris contributed 10 points, six rebounds and a career-high five blocks to pace the Gamecocks, and Cooke sealed the win with two free throws in the final seven seconds en route to six points, eight rebounds and four steals in the game. In just his second game back with the basketball team, sophomore guard Bruce Ellington contributed nine points, including two key free throws with 13 seconds remaining.

Both teams traded baskets to start the contest before Clemson extended its lead to 22-16 with 8:31 remaining in the opening half. Sophomore guard Eric Smith responded for Carolina with a driving layup, but Clemson's Andre Young connected on a 3 for a 25-18 Tiger advantage with 5:44 on the clock.

Both team's had their offensive chances the remainder of the half. Young hit a layup, and a 3 by Tanner Smith pushed the Tiger lead to 35-25 with just seconds remaining before halftime, but Ellington stepped to the 3-point line and hit a jumper with 1.9 seconds on the clock to pull the Gamecocks within seven at the break, 35-28.

Both teams started slow on the offensive end to open the second half. Junior forward Lakeem Jackson hit a bank shot with 18:42 on the clock and Cooke connected on a jumper 30 seconds later, as the Tiger lead was just three points at the 16-minute mark.

A putback by Harris with 4:36 on the clock knotted the score at 47-47, before a layup by freshman forward Anthony Gill with just over three minutes remaining gave the Gamecocks a 49-47 advantage.

Clemson responded to tie the score at 49 before Gill gave the Gamecocks a 52-49 advantage on a 3 from the wing with 1:19 on the clock.

Clemson's Devin Booker made two free throws to pull within one at 52-51 with 58.1 on the clock, before Smith hit a crucial shot for the Gamecocks, connecting on a jumper assisted by Ellington with 25.9 seconds remaining, pushing the Carolina advantage to 54-51.

Ellington and Cooke both connected on free throw opportunities down the stretch, and Clemson's Smith was unable to tie the score on three free throw attempts, as the Gamecock earned the 58-55 victory.

### Official Basketball Box Score -- Game Totals -- Final Statistics

#### South Carolina vs Clemson

12/4/11 3:30 PM at Clemson, SC (Littlejohn Coliseum)

#### South Carolina 58 • 3-5

#	Player	Total			3-Ptr			Rebounds			PF	TP	A	TO	Blk	Stl	Min
		FG-FGA	FG-FGA	FT-FTA	FG-FGA	FG-FGA	FT-FTA	Off	Def	Tot							
13	GILL, Anthony	f	3-7	2-3	2-4	0	6	6	4	10	0	0	0	0	24		
15	COOKE, Malik	f	2-10	0-2	2-4	5	3	8	2	6	1	1	0	4	35		
24	HARRIS, Damontre	f	4-9	0-0	2-2	3	3	6	2	10	0	1	5	1	35		
30	JACKSON, Lakeem	f	4-5	0-1	0-1	1	3	4	1	8	2	2	0	0	25		
05	SMITH, Eric	g	2-3	0-1	0-0	0	2	2	2	4	3	1	0	0	22		
02	RICHARDSON, Brian	g	3-4	2-3	1-2	1	2	3	0	9	0	0	0	0	22		
23	ELLINGTON, Bruce	g	2-8	1-4	4-4	0	0	0	3	9	2	2	0	1	23		
32	LEONARD, Damien	g	1-3	0-1	0-0	0	0	0	0	2	0	0	0	0	5		
33	SLAWSON, RJ	g	0-0	0-0	0-0	0	1	1	2	0	0	0	0	0	6		
45	GEATHERS, Carlton	g	0-1	0-0	0-0	0	0	0	0	0	0	0	0	0	3		
Team						0 3 3											
Totals			21-50	5-15	11-17	10	23	33	16	58	8	8	5	6	200		

FG % 1st Half: 12-26 46.2% 2nd half: 9-24 37.5% Game: 21-50 42.0% Deadball Rebounds 3  
 3FG % 1st Half: 4-10 40.0% 2nd half: 1-5 20.0% Game: 5-15 33.3%  
 FT % 1st Half: 0-0 0.0% 2nd half: 11-17 64.7% Game: 11-17 64.7%

#### Clemson 55 • 4-3

#	Player	Total			3-Ptr			Rebounds			PF	TP	A	TO	Blk	Stl	Min
		FG-FGA	FG-FGA	FT-FTA	FG-FGA	FG-FGA	FT-FTA	Off	Def	Tot							
24	Jennings, Milton	f	3-8	0-1	1-2	2	2	4	1	7	1	5	0	0	31		
31	Booker, Devin	f	2-7	0-0	2-2	4	5	9	2	6	2	2	0	1	31		
04	Hall, Rod	g	2-2	1-1	1-2	0	0	0	5	6	3	0	0	0	34		
05	Smith, Tanner	g	2-7	2-5	6-7	0	6	6	1	12	5	0	0	1	36		
11	Young, Andre	g	3-11	2-9	0-0	2	5	7	1	8	2	0	0	0	35		
01	Sapp, T.J.	g	1-3	0-1	0-0	0	0	0	1	2	0	1	0	1	12		
10	Baciu, Catalin	g	4-4	0-0	2-3	1	2	3	2	10	0	0	1	0	9		
21	Narcisse, Bryan	g	2-8	0-1	0-0	2	0	2	1	4	0	2	0	0	8		
22	Sullivan, Bernard	g	0-0	0-0	0-0	0	1	1	1	0	0	0	0	0	2		
32	McDaniels, K.J.	g	0-0	0-0	0-0	0	0	0	0	0	0	0	0	0	2		
Team						0 1 1											
Totals			19-50	5-18	12-16	11	22	33	15	55	13	11	1	3	200		

FG % 1st Half: 12-26 46.2% 2nd half: 7-24 29.2% Game: 19-50 38.0% Deadball Rebounds 1  
 3FG % 1st Half: 5-11 45.5% 2nd half: 0-7 0.0% Game: 5-18 27.8%  
 FT % 1st Half: 6-9 66.7% 2nd half: 6-7 85.7% Game: 12-16 75.0%

Officials: Roger Ayers, Tony Greene, Gary Maxwell  
 Technical fouls: South Carolina-None. Clemson-None.  
 Attendance: 7238

Score by periods	1st	2nd	Total	In	Off	2nd	Fast	Bench
South Carolina	28	30	58	Points	Paint	T/O	Chance	Break
Clemson	35	20	55	26	13	9	0	20
				CU	22	9	8	4

Last FG - SC 2nd-00:29, CU 2nd-00:17. Score tied - 4 times.  
 Largest lead - SC by 5 1st-17:48, CU by 10 1st-00:24. Lead changed - 8 times.

## GAME 9 - SOUTH CAROLINA, 66, PRESBYTERIAN 58 COLUMBIA, S.C. - DEC. 13, 2011

**COLUMBIA, S.C.** - Bruce Ellington tallied a season high 15 points to lead South Carolina (4-5) to its second straight win with a 66-58 victory over Presbyterian (4-5) Tuesday night at the Colonial Life Arena.

Ellington, who has increased his scoring output in all three games that he has played since returning to the team, also hit his season high marks with three assists and a steal. Malik Cooke was nearly perfect in his 14-point night, going 5-for-7 from the field and 3-for-3 from the charity stripe. He also made his lone attempt from 3-point range.

Freshman Anthony Gill put together a 10-point, 8-rebound effort, and sophomore Damontre Harris matched his career high with five blocks in the game.

After beginning the night cold from the field and falling behind 20-10 midway through the first half, South Carolina used a 12-0 run over a two-minute period in the second half to turn the tide.

Trailing 30-28, Ellington's free throw on the backend of a three-point play with 15:37 remaining in the game gave the Gamecocks their first lead of the game at 31-30. Brian Richardson added two on Carolina's next possession, and Cooke finished a reverse layup in transition to push the lead to 35-30.

Following a timeout, Cooke responded with five more unanswered points to give the Gamecocks a double-digit lead before the Blue Hose ended the bleeding with a bucket with 13:41 remaining in the game.

Presbyterian was unable to pull within four points for the remainder of the contest with South Carolina swelling its lead to as many as 14 points. The Gamecocks shot 70.4 percent from the field in the second half after only hitting 7-of-29 shots in the first half.

### Official Basketball Box Score -- Game Totals -- Final Statistics Presbyterian vs South Carolina 12/13/11 7 p.m. at Columbia, S.C. (Colonial Life Arena)

#### Presbyterian 58 • 4-5

#	Player	Total		3-Ptr		Rebounds			PF	TP	A	TO	Blk	Stl	Min
		FG-FGA	FT-FTA	FG-FGA	FT-FTA	Off	Def	Tot							
34	COLEMAN, Al'Lonzo	f	4-9	0-0	2-4	1	5	6	5	10	3	3	0	1	31
44	REYNOLDS, Jay	f	4-7	0-0	1-2	3	1	4	1	9	0	2	0	0	32
11	JOHNSON, Josh	g	4-8	3-7	2-2	0	5	5	1	13	1	0	1	1	33
24	MUTAKABBIR, Khalid	g	6-11	3-4	0-0	0	2	2	4	15	1	3	0	1	37
33	WASHINGTON, Eric	g	0-3	0-2	2-2	2	3	5	1	2	6	6	0	0	23
01	CLYBURN, Joshua		0-0	0-0	0-0	0	0	0	1	0	1	2	0	0	11
02	DEIHL, Tyler		0-0	0-0	0-0	0	0	0	0	0	0	0	0	0	1
03	MILLER, Pierre		3-6	1-4	1-1	0	0	0	0	8	1	2	0	0	23
05	HARGRAVE, Ryan		0-1	0-1	0-0	0	0	0	0	0	0	0	0	0	3
13	TRUSS, William		0-0	0-0	0-0	0	0	0	0	0	0	0	0	0	3
20	McTAVISH, Ryan		0-0	0-0	1-2	0	0	0	0	1	0	0	1	0	3
	Team					1	1	2							
	Totals		21-45	7-18	9-13	7	17	24	13	58	13	18	2	3	200

FG % 1st Half: 10-20 50.0% 2nd half: 11-25 44.0% Game: 21-45 46.7% Deadball  
3FG % 1st Half: 5-10 50.0% 2nd half: 2-8 25.0% Game: 7-18 38.9% Rebounds  
FT % 1st Half: 0-0 0.0% 2nd half: 9-13 69.2% Game: 9-13 69.2% 0,2

#### South Carolina 66 • 4-5

#	Player	Total		3-Ptr		Rebounds			PF	TP	A	TO	Blk	Stl	Min
		FG-FGA	FT-FTA	FG-FGA	FT-FTA	Off	Def	Tot							
13	GILL, Anthony	f	3-6	1-1	3-3	4	4	8	2	10	2	5	0	0	33
15	COOKE, Malik	f	5-7	1-1	3-3	1	3	4	1	14	2	1	0	2	27
24	HARRIS, Damontre	f	4-6	0-0	1-1	0	3	3	4	9	2	1	5	0	26
05	SMITH, Eric	g	0-4	0-1	0-0	0	3	3	1	0	2	0	0	0	19
30	JACKSON, Lakeem	g	3-4	0-0	0-0	1	1	2	0	6	3	0	0	2	20
01	WILLIAMS, Brenton		0-3	0-2	0-0	0	0	0	0	0	0	0	0	0	5
02	RICHARDSON, Brian		1-4	0-1	0-0	1	2	3	1	2	0	2	0	2	14
23	ELLINGTON, Bruce		6-14	1-3	2-4	2	1	3	1	15	3	2	0	1	25
32	LEONARD, Damien		3-5	2-2	0-0	0	0	0	2	8	0	2	0	0	10
33	SLAWSON, RJ		1-3	0-0	0-0	1	3	4	2	2	0	0	2	0	17
45	GEATHERS, Carlton		0-0	0-0	0-0	0	1	1	1	0	0	0	0	0	4
	Team					2	0	2							
	Totals		26-56	5-11	9-11	12	21	33	15	66	14	13	7	7	200

FG % 1st Half: 7-29 24.1% 2nd half: 19-27 70.4% Game: 26-56 46.4% Deadball  
3FG % 1st Half: 1-5 20.0% 2nd half: 4-6 66.7% Game: 5-11 45.5% Rebounds  
FT % 1st Half: 4-4 100.0% 2nd half: 5-7 71.4% Game: 9-11 81.8% 1

Officials: John Cahill, J.B. Caldwell, Mike Kitts  
Technical fouls: Presbyterian-None. South Carolina-None.  
Attendance: 7003

Score by periods	1st	2nd	Total
Presbyterian	25	33	58
South Carolina	19	47	66

	In	Off	2nd	Fast	Bench
Points	26	10	10	4	9
PRESB	34	20	12	19	27
SC					

Last FG - PRESB 2nd-02:53, SC 2nd-02:16.  
Largest lead - PRESB by 10 1st-07:11, SC by 14 2nd-07:07.

Score tied - 1 time.  
Lead changed - 1 time.





## #15 - MALIK COOKE

R-SENIOR - FORWARD

6'5 - 215 - 3 LETTERS

CHARLOTTE, N.C. - CHRIST SCHOOL/NEVADA

### COOKE'S CAREER HIGHS

**POINTS**

22, vs. Tennessee (Feb. 16, 2011)

**FIELD GOALS**

8, twice, last vs. Providence (Dec. 1, 2011)

**FIELD GOAL ATTEMPTS**

15, at Michigan State (Nov. 16, 2010)

**3-POINT FIELD GOALS**

3, 3 times, last vs. Providence (Dec. 1, 2011)

**3-POINT FIELD GOAL ATTEMPTS**

7, at Michigan State (Nov. 16, 2010)

**FREE THROWS**

10, vs. Miss. Valley State (Nov. 22, 2011)

**FREE THROW ATTEMPTS**

12, vs. Miss. Valley State (Nov. 22, 2011)

**REBOUNDS**

13, vs. Vanderbilt (Jan. 8, 2011)

**ASSISTS**

5, twice, last vs. Sonoma State (12/9/08)

**BLOCKS**

3, vs. Tenn. State (Nov. 20, 2011)

**STEALS**

6, twice, last vs. Utah State (3/14/09)

**MINUTES PLAYED**

36, twice, last vs. Tenn. State (Nov. 20, 2011)

### COOKE'S SEASON HIGHS

**POINTS**

21, vs. Providence (Dec. 1, 2011)

**FIELD GOALS**

8, vs. Providence (Dec. 1, 2011)

**FIELD GOAL ATTEMPTS**

12, twice, last vs. Providence (Dec. 1, 2011)

**3-POINT FIELD GOALS**

3, vs. Providence (Dec. 1, 2011)

**3-POINT FIELD GOAL ATTEMPTS**

6, vs. Tenn. State (Nov. 20, 2011)

**FREE THROWS**

10, vs. Miss. Valley State (Nov. 22, 2011)

**FREE THROW ATTEMPTS**

12, vs. Miss. Valley State (Nov. 22, 2011)

**REBOUNDS**

8, at Clemson (Dec. 4, 2011)

**ASSISTS**

4, vs. North Carolina (Nov. 25, 2011)

**BLOCKS**

3, vs. Tenn. State (Nov. 20, 2011)

**STEALS**

4, twice, last at Clemson (Dec. 4, 2011)

**MINUTES PLAYED**

36, vs. Tenn. State (Nov. 20, 2011)

### 2011-12

Opponent	Date	GS	Min	FG-FGA	Pct	3FG-FGA	Pct	FT-FTA	Pct	Off	Def	Tot	Avg	PF	FO	A	TO	Blk	Stl	Pts	Avg
Western Carolina	Nov. 11	*	23	3-8	.375	0-0	.000	4-6	.667	5	2	7	7.0	0	0	1	3	0	0	10	10.0
at Elon	Nov. 15	*	26	3-10	.333	1-3	.333	2-2	.750	2	3	5	6.0	5	0	1	0	0	0	9	9.5
Tenn State	Nov. 20	*	36	4-12	.333	1-6	.222	1-2	.700	1	5	6	6.0	4	0	2	4	3	2	10	9.7
Miss Valley State	Nov. 22	*	32	4-8	.368	0-3	.167	10-12	.773	1	3	4	5.5	1	0	3	1	2	3	18	11.8
UNC	Nov. 25	*	29	4-9	.383	2-2	.286	2-4	.731	2	3	5	5.4	3	0	4	3	2	2	12	11.8
So. California	Nov. 26	*	30	4-5	.426	1-2	.313	1-1	.741	0	2	2	4.8	2	0	0	3	0	1	10	11.5
Providence	Dec. 1	*	33	8-12	.469	3-5	.381	2-2	.759	2	1	3	4.6	2	0	3	4	2	4	21	12.9
at Clemson	Dec. 4	*	35	2-10	.432	0-2	.348	2-4	.727	5	3	8	5.0	2	0	1	1	0	4	6	12.0
Presbyterian	Dec. 13	*	27	5-7	.457	1-1	.375	3-3	.750	1	3	4	4.9	1	0	2	1	0	2	14	12.2
Ohio State	Dec. 17																				
SE Louisiana	Dec. 21																				
Wofford	Dec. 28																				
USC Upstate	Dec. 31																				
SC State	Jan. 3																				
at Kentucky	Jan. 7																				
Vanderbilt	Jan. 10																				
Florida	Jan. 14																				
at Auburn	Jan. 21																				
Alabama	Jan. 25																				
at Ole Miss	Jan. 28																				
at Florida	Feb. 2																				
Kentucky	Feb. 4																				
at Tennessee	Feb. 8																				
at Arkansas	Feb. 11																				
Georgia	Feb. 15																				
LSU	Feb. 18																				
at Vanderbilt	Feb. 22																				
Tennessee	Feb. 25																				
Mississippi State	Feb. 29																				
at Georgia	March 3																				

### SEASON NOTES

Played a team-high 23 minutes in season opener vs. Western Carolina (Nov. 11), scoring 10 points ... Matched teammate Anthony Gill for a team high nine points in loss at Elon (Nov. 15) ... Posted 10 points, six rebounds, two assists, a career high three blocks and two steals vs. Tennessee State (Nov. 20) ... Also matched career high with 36 minutes vs. the Tigers ... Posted a season high 18 points in win against Mississippi Valley State (Nov. 22) ... Also had career highs with 10 free throws made and 12 attempted against the Delta Devils ... Tallied 12 points and team highs with four assists and two steals vs. #1 North Carolina (Nov. 25) ... Posted 10 points, two rebounds and one steal vs. Southern Cal (Nov. 26) ... Led Gamecocks in scoring with 21 points vs. Providence (Dec. 1), also posted team highs with three assists and four steals vs. the Friars ... Was solid in road win at Clemson (Dec. 4), posting six points, eight rebounds and four steals ... Hit two free throws with 6.7 seconds remaining on the clock vs. the Tigers to seal win ... Solid in win vs. Presbyterian (Dec. 13), scoring 14 points, while dishing two assists and collecting two steals ...

### CAREER STATISTICS

Season	GP-GS	Min	Avg	FG	FGA	Pct	3FG	3FGA	Pct	FT	FTA	Pct	Off	Def	Tot	Avg	PF	FO	Ast	TO	Blk	Stl	Pts	Avg
2007-08*	33-1	377	11.4	26	54	.481	2	12	.167	25	38	.658	32	64	96	2.9	39	0	17	24	13	12	79	2.4
2008-09*	34-34	934	27.5	116	218	.532	13	29	.448	83	114	.728	95	117	212	6.2	82	1	29	46	20	62	328	9.6
2010-11	30-17	773	25.8	99	221	.448	14	47	.298	71	89	.798	87	104	191	6.4	86	4	21	48	16	44	283	9.4
2011-12	9-9	271	30.1	37	81	.457	9	24	.375	27	36	.750	19	25	44	4.9	20	1	17	20	9	18	110	12.2
<b>Total</b>	<b>106-61</b>	<b>2355</b>	<b>22.2</b>	<b>278</b>	<b>574</b>	<b>.484</b>	<b>38</b>	<b>112</b>	<b>.339</b>	<b>206</b>	<b>277</b>	<b>.743</b>	<b>233</b>	<b>310</b>	<b>543</b>	<b>5.1</b>	<b>227</b>	<b>6</b>	<b>84</b>	<b>138</b>	<b>58</b>	<b>136</b>	<b>800</b>	<b>7.5</b>

\* at Nevada

### CAREER SEC STATISTICS

Season	GP-GS	Min	Avg	FG	FGA	Pct	3FG	3FGA	Pct	FT	FTA	Pct	Off	Def	Tot	Avg	PF	FO	Ast	TO	Blk	Stl	Pts	Avg
2011	16-0	260	16.3	15	49	.306	6	24	.250	13	17	.765	6	7	13	0.8	18	0	23	15	0	4	49	3.1



## #30 - LAKEEM JACKSON

**JUNIOR - FORWARD**

**6'5 - 238 - 2 LETTERS**

**CHARLOTTE, N.C. - CHRIST SCHOOL**

### JACKSON'S CAREER HIGHS

**POINTS**

19 vs. Baylor (1/2/10)

**FIELD GOALS**

9 vs. Baylor (1/2/10)

**FIELD GOAL ATTEMPTS**

17 vs. Baylor (1/2/10)

**3-POINT FIELD GOALS**

1, three times, last vs. Vanderbilt (Jan. 8, 2011)

**3-POINT FIELD GOAL ATTEMPTS**

4 Alabama A&M (11/13/09)

**FREE THROWS**

5 vs. Furman (12/21/09)

**FREE THROW ATTEMPTS**

9, twice, last vs. Baylor (1/2/10)

**REBOUNDS**

14 vs. Alabama (3/11/10)

**ASSISTS**

7, at Vanderbilt (Feb. 5, 2011)

**BLOCKS**

3 vs. Baylor (1/2/10)

**STEALS**

6 vs. Baylor (1/2/10)

**MINUTES PLAYED**

44, vs. WKU (Nov. 27, 2010)

### JACKSON'S SEASON HIGHS

**POINTS**

12, vs. Tenn. State (Nov. 20, 2011)

**FIELD GOALS**

5, vs. Tenn. State (Nov. 20, 2011)

**FIELD GOAL ATTEMPTS**

6, vs. Tenn. State (Nov. 20, 2011)

**3-POINT FIELD GOALS**

-

**3-POINT FIELD GOAL ATTEMPTS**

1, twice, last at Clemson (Dec. 4, 2011)

**FREE THROWS**

2, twice, last vs. Southern Cal (Nov. 26, 2011)

**FREE THROW ATTEMPTS**

4, vs. Tenn. State (Nov. 20, 2011)

**REBOUNDS**

10, vs. Western Carolina (Nov. 11, 2011)

**ASSISTS**

5, vs. Western Carolina (Nov. 11, 2011)

**BLOCKS**

1, vs. Southern Cal (Nov. 26, 2011)

**STEALS**

3, vs. Western Carolina (Nov. 11, 2011)

**MINUTES PLAYED**

26, twice, last vs. Tenn. State (Nov. 20, 2011)

### 2011-12

Opponent	Date	GS	Min	FG-FGA	Pct	3FG-FGA	Pct	FT-FTA	Pct	Off	Def	Tot	Avg	PF	FO	A	TO	Blk	Stl	Pts	Avg
Western Carolina	Nov. 11	*	21	2-4	.500	0-0	.000	1-1	1.000	2	8	10	10.0	2	0	5	0	0	3	5	5.0
at Elon	Nov. 15	*	26	2-4	.500	0-0	.000	1-2	.667	3	1	4	7.0	5	1	1	2	0	2	5	5.0
Tenn State	Nov. 20	*	26	5-6	.643	0-0	.000	2-4	.571	0	2	2	5.3	1	0	3	4	0	0	12	7.3
Miss Valley State	Nov. 22		19	0-2	.563	0-0	.000	1-3	.500	2	1	3	4.8	1	0	0	1	0	0	1	5.8
UNC	Nov. 25		13	1-2	.556	0-0	.000	0-0	.500	0	2	2	4.2	0	0	1	4	0	0	2	5.0
So. California	Nov. 26		20	1-1	.579	0-0	.000	2-2	.583	0	1	1	3.7	1	0	4	3	1	0	4	4.8
Providence	Dec. 1		24	2-4	.565	0-1	.000	0-0	.583	5	1	6	4.0	2	0	1	2	0	1	4	4.7
at Clemson	Dec. 4	*	25	4-5	.607	0-1	.000	0-1	.538	1	3	4	4.0	1	0	2	2	0	0	8	5.1
Presbyterian	Dec. 13	*	20	3-4	.625	0-0	.000	0-0	.538	1	1	2	3.8	0	0	3	0	0	2	6	5.2
Ohio State	Dec. 17																				
SE Louisiana	Dec. 21																				
Wofford	Dec. 28																				
USC Upstate	Dec. 31																				
SC State	Jan. 3																				
at Kentucky	Jan. 7																				
Vanderbilt	Jan. 10																				
Florida	Jan. 14																				
at Auburn	Jan. 21																				
Alabama	Jan. 25																				
at Ole Miss	Jan. 28																				
at Florida	Feb. 2																				
Kentucky	Feb. 4																				
at Tennessee	Feb. 8																				
at Arkansas	Feb. 11																				
Georgia	Feb. 15																				
LSU	Feb. 18																				
at Vanderbilt	Feb. 22																				
Tennessee	Feb. 25																				
Mississippi State	Feb. 29																				
at Georgia	March 3																				

### SEASON NOTES


Dished five assists, committing zero turnovers, while grabbing a game-best 10 rebounds in season opener win over Western Carolina (Nov. 11) ... Posted five points and collected two steals vs. Elon (Nov. 15) ... Tallied first double-figure scoring game of the season with 12 points on 5-of-6 shooting from the floor and two free throws vs. Tennessee State (Nov. 20) ... Added two points and one assist vs. #1 North Carolina (Nov. 25) ... Dished four assists vs. Southern Cal (Nov. 26) ... Contributed four points and six rebounds in 24 minutes vs. Providence (Dec. 1) ... Tallied eight points and dished two assists in victory at Clemson (Dec. 4) ... Dished a team high three assists vs. Presbyterian (Dec. 13) ...

### CAREER STATISTICS

Season	GP-GS	Min	Avg	FG	FGA	Pct	3FG	3FGA	Pct	FT	FTA	Pct	Off	Def	Tot	Avg	PF	FO	Ast	TO	Blk	Stl	Pts	Avg
2009-10	31-30	827	26.7	104	206	.505	0	8	.000	16	59	.271	63	91	154	5.0	66	0	59	35	19	47	224	7.2
2010-11	26-25	731	28.1	87	182	.478	3	10	.300	26	62	.419	71	75	146	5.6	40	0	66	46	5	24	203	7.8
2011-12	9-5	194	21.6	20	32	.625	0	2	.000	7	13	.538	14	20	34	3.8	13	1	20	18	1	8	47	5.2
<b>Totals</b>	<b>66-60</b>	<b>1752</b>	<b>26.5</b>	<b>211</b>	<b>420</b>	<b>.502</b>	<b>3</b>	<b>20</b>	<b>.150</b>	<b>49</b>	<b>134</b>	<b>.365</b>	<b>148</b>	<b>186</b>	<b>334</b>	<b>5.1</b>	<b>119</b>	<b>1</b>	<b>145</b>	<b>99</b>	<b>25</b>	<b>79</b>	<b>474</b>	<b>7.2</b>

### CAREER SEC STATISTICS

Season	GP-GS	Min	Avg	FG	FGA	Pct	3FG	3FGA	Pct	FT	FTA	Pct	Off	Def	Tot	Avg	PF	FO	Ast	TO	Blk	Stl	Pts	Avg
2010	16-15	454	28.4	54	101	.535	0	0	.000	3	22	.136	33	48	81	5.1	41	0	32	19	5	21	111	6.9
2011	12-11	335	27.9	33	74	.446	1	3	.333	6	2	.273	30	28	58	4.8	17	0	25	22	1	4	73	6.1
<b>Totals</b>	<b>28-26</b>	<b>789</b>	<b>28.2</b>	<b>87</b>	<b>175</b>	<b>.497</b>	<b>1</b>	<b>3</b>	<b>.333</b>	<b>9</b>	<b>24</b>	<b>.375</b>	<b>63</b>	<b>76</b>	<b>139</b>	<b>5.0</b>	<b>58</b>	<b>0</b>	<b>57</b>	<b>41</b>	<b>6</b>	<b>25</b>	<b>184</b>	<b>6.6</b>



## #23 - BRUCE ELLINGTON

**SOPHOMORE - GUARD**

**5'9 - 197 - 1 LETTER**

**MONCKS CORNER, S.C. - BERKELEY**

### ELLINGTON'S CAREER HIGHS

**POINTS**

31, at Furman (Dec. 22, 2010)

**FIELD GOALS**

11, at Furman (Dec. 22, 2010)

**FIELD GOAL ATTEMPTS**

23, at Furman (Dec. 22, 2010)

**3-POINT FIELD GOALS**

6, twice, last vs. Vanderbilt (Jan. 8, 2011)

**3-POINT FIELD GOAL ATTEMPTS**

13, twice, last vs. Tennessee (Feb. 16, 2011)

**FREE THROWS**

7, vs. Arkansas (Jan. 19, 2011)

**FREE THROW ATTEMPTS**

11, vs. Arkansas (Jan. 19, 2011)

**REBOUNDS**

8, vs. WKU (Nov. 27, 2010)

**ASSISTS**

8, vs. WKU (Nov. 27, 2010)

**BLOCKS**

-

**STEALS**

4, at Michigan State (Nov. 16, 2010)

**MINUTES PLAYED**

46, vs. WKU (Nov. 27, 2010)

### ELLINGTON'S SEASON HIGHS

**POINTS**

15, vs. Presbyterian (Dec. 13, 2011)

**FIELD GOALS**

6, vs. Presbyterian (Dec. 13, 2011)

**FIELD GOAL ATTEMPTS**

14, vs. Presbyterian (Dec. 13, 2011)

**3-POINT FIELD GOALS**

1, twice, last vs. Presbyterian (Dec. 13, 2011)

**3-POINT FIELD GOAL ATTEMPTS**

4, twice, last at Clemson (Dec. 4, 2011)

**FREE THROWS**

4, at Clemson (Dec. 4, 2011)

**FREE THROW ATTEMPTS**

4, twice, last vs. Presbyterian (Dec. 13, 2011)

**REBOUNDS**

3, vs. Presbyterian (Dec. 13, 2011)

**ASSISTS**

3, vs. Presbyterian (Dec. 13, 2011)

**BLOCKS**

-

**STEALS**

1, twice, last vs. Presbyterian (Dec. 13, 2011)

**MINUTES PLAYED**

27, vs. Providence (Dec. 1, 2011)

### 2011-12

Opponent	Date	GS	Min	FG-FGA	Pct	3FG-FGA	Pct	FT-FTA	Pct	Off	Def	Tot	Avg	PF	FO	A	TO	Blk	Stl	Pts	Avg	
Western Carolina	Nov. 11	-	-	-	-	-	-	-	-	-	-	-	-	-	-	-	-	-	-	-	-	-
at Elon	Nov. 15	-	-	-	-	-	-	-	-	-	-	-	-	-	-	-	-	-	-	-	-	-
Tenn State	Nov. 20	-	-	-	-	-	-	-	-	-	-	-	-	-	-	-	-	-	-	-	-	-
Miss Valley State	Nov. 22	-	-	-	-	-	-	-	-	-	-	-	-	-	-	-	-	-	-	-	-	-
UNC	Nov. 25	-	-	-	-	-	-	-	-	-	-	-	-	-	-	-	-	-	-	-	-	-
So. California	Nov. 26	-	-	-	-	-	-	-	-	-	-	-	-	-	-	-	-	-	-	-	-	-
Providence	Dec. 1	27	3-11	.273	0-4	.000	0-0	.000	1	1	2	2.0	3	0	1	2	0	0	6	6.0		
at Clemson	Dec. 4	23	2-8	.263	1-4	.125	4-4	1.000	0	0	0	1.0	3	0	2	2	0	1	9	7.5		
Presbyterian	Dec. 13	25	6-14	.333	1-3	.182	2-4	.750	2	1	3	1.7	1	0	3	2	0	1	15	10.0		
Ohio State	Dec. 17																					
SE Louisiana	Dec. 21																					
Wofford	Dec. 28																					
USC Upstate	Dec. 31																					
SC State	Jan. 3																					
at Kentucky	Jan. 7																					
Vanderbilt	Jan. 10																					
Florida	Jan. 14																					
at Auburn	Jan. 21																					
Alabama	Jan. 25																					
at Ole Miss	Jan. 28																					
at Florida	Feb. 2																					
Kentucky	Feb. 4																					
at Tennessee	Feb. 8																					
at Arkansas	Feb. 11																					
Georgia	Feb. 15																					
LSU	Feb. 18																					
at Vanderbilt	Feb. 22																					
Tennessee	Feb. 25																					
Mississippi State	Feb. 29																					
at Georgia	March 3																					

### SEASON NOTES

Returned to South Carolina basketball team on Monday, Nov. 28, after competing with the Gamecock football team, where he posted two touchdowns on the year ... In first game of the season vs. Providence (Dec. 1), tallied six points and one assist in 27 minutes off the bench ... Tallied nine points, including the game-winning free throw, in 58-55 victory at Clemson (Dec. 4) ... Posted a season high 15 points, while adding three assists in win over Presbyterian (Dec. 13) ...

### CAREER STATISTICS

Season	GP-GS	Min	Avg	FG	FGA	Pct	3FG	3FGA	Pct	FT	FTA	Pct	Off	Def	Tot	Avg	PF	FO	Ast	TO	Blk	Stl	Pts	Avg
2010-11	30-30	928	30.9	138	423	.326	61	198	.308	47	74	.635	25	75	100	3.3	75	0	97	87	0	31	384	12.8
2011-12	3-0	75	25.0	11	33	.333	2	11	.182	6	8	.750	3	2	5	1.7	7	0	6	6	0	2	30	10.0
<b>Totals</b>	<b>33-30</b>	<b>1003</b>	<b>30.3</b>	<b>149</b>	<b>453</b>	<b>.328</b>	<b>63</b>	<b>209</b>	<b>.301</b>	<b>53</b>	<b>82</b>	<b>.646</b>	<b>28</b>	<b>77</b>	<b>105</b>	<b>3.2</b>	<b>82</b>	<b>0</b>	<b>103</b>	<b>93</b>	<b>0</b>	<b>33</b>	<b>414</b>	<b>12.5</b>

### CAREER SEC STATISTICS

Season	GP-GS	Min	Avg	FG	FGA	Pct	3FG	3FGA	Pct	FT	FTA	Pct	Off	Def	Tot	Avg	PF	FO	Ast	TO	Blk	Stl	Pts	Avg
2011	16-16	500	31.3	69	237	.291	31	122	.254	23	35	.657	18	32	50	31	41	0	42	43	0	14	192	12.0





## #24 - DAMONTRE HARRIS

**SOPHOMORE - FORWARD**

**6'9 - 226 - 1 LETTER**

**FAYETTEVILLE, N.C. - TRINITY CHRISTIAN**

### HARRIS' CAREER HIGHS

**POINTS**

15, vs. Southern Cal (Nov. 26, 2011)

**FIELD GOALS**

7, vs. Southern Cal (Nov. 26, 2011)

**FIELD GOAL ATTEMPTS**

11, vs. Southern Cal (Nov. 26, 2011)

**3-POINT FIELD GOALS**

-

**3-POINT FIELD GOAL ATTEMPTS**

1, twice, last vs. Tennessee (March 3, 2011)

**FREE THROWS**

4, vs. Elon (Nov. 15, 2011)

**FREE THROW ATTEMPTS**

7, vs. Elon (Nov. 15, 2011)

**REBOUNDS**

10, twice, last vs. vs. Elon (Nov. 15, 2011)

**ASSISTS**

3, vs. Ole Miss (March 10, 2011)

**BLOCKS**

5, three times, last vs. Presbyterian (Dec. 13, 2011)

**STEALS**

2, three times, last vs. Elon (Nov. 15, 2011)

**MINUTES PLAYED**

35, at Clemson (Dec. 4, 2011)

### HARRIS' SEASON HIGHS

**POINTS**

15, vs. Southern Cal (Nov. 26, 2011)

**FIELD GOALS**

7, vs. Southern Cal (Nov. 26, 2011)

**FIELD GOAL ATTEMPTS**

11, vs. Southern Cal (Nov. 26, 2011)

**3-POINT FIELD GOALS**

-

**3-POINT FIELD GOAL ATTEMPTS**

-

**FREE THROWS**

4, vs. Elon (Nov. 15, 2011)

**FREE THROW ATTEMPTS**

7, vs. Elon (Nov. 15, 2011)

**REBOUNDS**

10, vs. Elon (Nov. 15, 2011)

**ASSISTS**

2, vs. Presbyterian (Dec. 13, 2011)

**BLOCKS**

5, twice, last vs. Presbyterian (Dec. 13, 2011)

**STEALS**

2, vs. Elon (Nov. 15, 2011)

**MINUTES PLAYED**

35, at Clemson (Dec. 4, 2011)

### 2011-12

Opponent	Date	GS	Min	FG-FGA	Pct	3FG-FGA	Pct	FT-FTA	Pct	Off	Def	Tot	Avg	PF	FO	A	TO	Blk	Stl	Pts	Avg
Western Carolina	Nov. 11	*	19	1-4	.250	0-0	.000	1-2	.500	1	0	1	1.0	4	0	0	1	2	0	3	3.0
at Elon	Nov. 15	*	26	2-4	.300	0-0	.000	4-7	.556	6	4	10	5.5	1	0	0	1	1	2	8	5.5
Tenn State	Nov. 20	*	16	2-2	.417	0-0	.000	1-1	.600	0	7	7	6.0	2	0	0	0	2	0	5	5.3
Miss Valley State	Nov. 22	*	19	1-3	.400	0-0	.000	2-2	.667	2	1	3	5.3	2	0	0	1	1	0	4	5.0
UNC	Nov. 25	*	19	0-2	.353	0-0	.000	0-0	.667	2	3	5	5.2	3	0	0	0	1	1	0	4.0
So. California	Nov. 26	*	30	7-11	.464	0-0	.000	1-1	.692	3	3	6	5.3	1	0	0	0	2	0	15	5.8
Providence	Dec. 1	*	15	0-1	.448	0-0	.000	0-0	.692	1	1	2	4.9	1	0	0	0	1	0	0	5.0
at Clemson	Dec. 4	*	35	4-9	.447	0-0	.000	2-2	.733	3	3	6	5.0	2	0	0	1	5	1	10	5.6
Presbyterian	Dec. 13	*	26	4-6	.477	0-0	.000	1-1	.750	0	3	3	4.8	4	0	2	1	5	0	9	6.0
Ohio State	Dec. 17																				
SE Louisiana	Dec. 21																				
Wofford	Dec. 28																				
USC Upstate	Dec. 31																				
SC State	Jan. 3																				
at Kentucky	Jan. 7																				
Vanderbilt	Jan. 10																				
Florida	Jan. 14																				
at Auburn	Jan. 21																				
Alabama	Jan. 25																				
at Ole Miss	Jan. 28																				
at Florida	Feb. 2																				
Kentucky	Feb. 4																				
at Tennessee	Feb. 8																				
at Arkansas	Feb. 11																				
Georgia	Feb. 15																				
LSU	Feb. 18																				
at Vanderbilt	Feb. 22																				
Tennessee	Feb. 25																				
Mississippi State	Feb. 29																				
at Georgia	March 3																				

### SEASON NOTES

Blocked two shots in season opener vs. Western Carolina (Nov. 11), but collected just one rebound and tallied three points ... Just two points away from first-career double-double with eight points and 10 rebounds vs. Elon (Nov. 15) ... Collected seven rebounds in just 16 minutes vs. Tennessee State (Nov. 20) ... Went 2-for-2 from the line against Mississippi Valley State (Nov. 22) and collected three rebounds with one block ... Collected five rebounds vs. #1 North Carolina (Nov. 25) ... Tallied a career high 15 points on 7-of-11 shooting from the field vs. Southern Cal (Nov. 26) ... One block vs. Providence (Dec. 1) ... Matched career high with five blocks, in a career high 35 minutes, while adding 10 points in win at Clemson (Dec. 4) ... Matched career high for second straight game with five blocks in win vs. Presbyterian (Dec. 13) ...

### CAREER STATISTICS

Season	GP-GS	Min	Avg	FG	FGA	Pct	3FG	3FGA	Pct	FT	FTA	Pct	Off	Def	Tot	Avg	PF	FO	Ast	TO	Blk	Stl	Pts	Avg
2010-11	29-19	491	16.9	47	82	.573	0	2	.000	13	22	.591	48	56	104	3.6	61	1	13	21	26	14	107	3.7
2011-12	9-9	205	22.8	21	44	.477	0	0	.000	12	16	.750	18	25	43	4.8	20	0	2	5	20	4	54	6.0
<b>Totals</b>	<b>38-28</b>	<b>696</b>	<b>18.3</b>	<b>68</b>	<b>126</b>	<b>.539</b>	<b>0</b>	<b>2</b>	<b>.000</b>	<b>25</b>	<b>38</b>	<b>.657</b>	<b>66</b>	<b>81</b>	<b>147</b>	<b>3.8</b>	<b>81</b>	<b>1</b>	<b>15</b>	<b>26</b>	<b>46</b>	<b>18</b>	<b>161</b>	<b>4.2</b>

### CAREER SEC STATISTICS

Season	GP-GS	Min	Avg	FG	FGA	Pct	3FG	3FGA	Pct	FT	FTA	Pct	Off	Def	Tot	Avg	PF	FO	Ast	TO	Blk	Stl	Pts	Avg
2011	16-15	293	18.3	28	49	.571	0	2	.000	7	10	.700	28	27	55	3.4	40	1	6	9	12	9	63	3.9



## #2 - BRIAN RICHARDSON

**SOPHOMORE - GUARD**

**6'4 - 171 - 1 LETTER**

**WILSON, N.C. - GREENFIELD SCHOOL**

### RICHARDSON'S CAREER HIGHS

**POINTS**

17, vs. SC State (Jan. 4, 2011)

**FIELD GOALS**

6, vs. SC State (Jan. 4, 2011)

**FIELD GOAL ATTEMPTS**

12, vs. Providence (Dec. 1, 2011)

**3-POINT FIELD GOALS**

5, vs. SC State (Jan. 4, 2011)

**3-POINT FIELD GOAL ATTEMPTS**

9, 3 times, last vs. Southern Cal (Nov. 26, 2011)

**FREE THROWS**

7, vs. Delaware State (12/1/10)

**FREE THROW ATTEMPTS**

8, vs. Delaware State (12/1/10)

**REBOUNDS**

5, vs. USC Upstate (Nov. 23, 2010)

**ASSISTS**

3, twice, last vs. Delaware State (12/1/10)

**BLOCKS**

1, 7 times, last vs. West. Carolina (Nov. 11, 2011)

**STEALS**

2, five times, last vs. Presbyterian (Dec. 13, 2011)

**MINUTES PLAYED**

33, at Furman (Dec. 22, 2010)

### RICHARDSON'S SEASON HIGHS

**POINTS**

12, vs. Southern Cal (Nov. 26, 2011)

**FIELD GOALS**

4, vs. Southern Cal (Nov. 26, 2011)

**FIELD GOAL ATTEMPTS**

12, vs. Providence (Dec. 1, 2011)

**3-POINT FIELD GOALS**

4, vs. Southern Cal (Nov. 26, 2011)

**3-POINT FIELD GOAL ATTEMPTS**

9, vs. Southern Cal (Nov. 26, 2011)

**FREE THROWS**

1, twice, last at Clemson (Dec. 4, 2011)

**FREE THROW ATTEMPTS**

2, at Clemson (Dec. 4, 2011)

**REBOUNDS**

4, vs. Providence (Dec. 1, 2011)

**ASSISTS**

2, twice, last vs. North Carolina (Nov. 25, 2011)

**BLOCKS**

1, vs. Western Carolina (Nov. 11, 2011)

**STEALS**

2, vs. Presbyterian (Dec. 13, 2011)

**MINUTES PLAYED**

27, vs. Southern Cal (Nov. 26, 2011)

### 2011-12

Opponent	Date	GS	Min	FG-FGA	Pct	3FG-FGA	Pct	FT-FTA	Pct	Off	Def	Tot	Avg	PF	FO	A	TO	Blk	Stl	Pts	Avg	
Western Carolina	Nov. 11	19	2-4	.500	1-3	.333	0-0	.000	1	0	1	1.0	1	0	1	1	5	5.0				
at Elon	Nov. 15	21	2-9	.308	0-6	.111	0-0	.000	0	0	0	0.5	0	0	0	0	1	4	4.5			
Tenn State	Nov. 20	16	0-8	.190	0-5	.071	0-0	.000	1	0	1	0.7	3	0	2	0	0	0	3.0			
Miss Valley State	Nov. 22	11	1-5	.192	0-3	.059	0-0	.000	0	2	2	1.0	1	0	1	1	0	0	2.8			
UNC	Nov. 25	19	2-6	.219	0-4	.048	0-0	.000	0	3	3	1.4	4	0	2	3	0	0	4	3.0		
So. California	Nov. 26	27	4-9	.268	4-7	.179	0-0	.000	0	2	2	1.5	2	0	1	2	0	0	12	4.5		
Providence	Dec. 1	17	2-12	.245	0-6	.147	1-1	1.000	2	2	4	1.9	3	0	0	0	0	0	5	4.6		
at Clemson	Dec. 4	20	3-4	.281	2-3	.189	1-2	.667	1	2	3	2.0	0	0	0	0	0	0	9	5.1		
Presbyterian	Dec. 13																					
Ohio State	Dec. 17																					
SE Louisiana	Dec. 21																					
Wofford	Dec. 28																					
USC Upstate	Dec. 31																					
SC State	Jan. 3																					
at Kentucky	Jan. 7																					
Vanderbilt	Jan. 10																					
Florida	Jan. 14																					
at Auburn	Jan. 21																					
Alabama	Jan. 25																					
at Ole Miss	Jan. 28																					
at Florida	Feb. 2																					
Kentucky	Feb. 4																					
at Tennessee	Feb. 8																					
at Arkansas	Feb. 11																					
Georgia	Feb. 15																					
LSU	Feb. 18																					
at Vanderbilt	Feb. 22																					
Tennessee	Feb. 25																					
Mississippi State	Feb. 29																					
at Georgia	March 3																					

### SEASON NOTES

Was solid in season opener win over Western Carolina (Nov. 11), posting five points, dishing one assist, one block and one steal ... Struggled from the floor vs. Elon (Nov. 15), hitting 2-of-9 attempts overall ... Dished two assists vs. Tennessee State (Nov. 20) ... Grabbed two rebounds and scored two points in 11 minutes against Mississippi Valley State (Nov. 22) ... Tallied four points and dished two assists vs. #1 North Carolina (Nov. 25) ... Breakout game with 12 points on 4-of-7 shooting vs. Southern Cal (Nov. 26) ... Tallied five points and collected four rebounds vs. Providence (Dec. 1) ... Solid in win at Clemson (Dec. 4), providing nine points and three rebounds ... Matched career high with two steals vs. Presbyterian (Dec. 13)

### CAREER STATISTICS

Season	GP-GS	Min	Avg	FG	FGA	Pct	3FG	3FGA	Pct	FT	FTA	Pct	Off	Def	Tot	Avg	PF	FO	Ast	TO	Blk	Stl	Pts	Avg
2010-11	30-24	582	19.4	53	158	.335	41	122	.336	30	44	.682	5	43	48	1.6	57	1	16	29	6	20	177	5.9
2011-12	9-0	166	18.4	17	61	.279	7	38	.184	2	3	.667	6	13	19	2.1	15	0	7	8	1	4	43	4.8
<b>Totals</b>	<b>39-24</b>	<b>748</b>	<b>19.2</b>	<b>70</b>	<b>219</b>	<b>.319</b>	<b>48</b>	<b>160</b>	<b>.300</b>	<b>32</b>	<b>47</b>	<b>.680</b>	<b>11</b>	<b>56</b>	<b>67</b>	<b>1.7</b>	<b>72</b>	<b>1</b>	<b>23</b>	<b>37</b>	<b>7</b>	<b>24</b>	<b>220</b>	<b>5.6</b>

### CAREER SEC STATISTICS

Season	GP-GS	Min	Avg	FG	FGA	Pct	3FG	3FGA	Pct	FT	FTA	Pct	Off	Def	Tot	Avg	PF	FO	Ast	TO	Blk	Stl	Pts	Avg
2011	16-11	258	16.1	19	68	.276	16	50	.320	10	18	.556	4	18	22	1.4	31	1	3	15	3	11	64	4.0



## #33 - RJ SLAWSON

**SOPHOMORE - FORWARD**

**6'8 - 207 - 1 LETTER**

**CHARLESTON, S.C. - FORT DORCHESTER**

### SLAWSON'S CAREER HIGHS

**POINTS**

13, vs. North Carolina (Nov. 25, 2011)

**FIELD GOALS**

6, vs. North Carolina (Nov. 25, 2011)

**FIELD GOAL ATTEMPTS**

10, vs. North Carolina (Nov. 25, 2011)

**3-POINT FIELD GOALS**

2, twice, last vs. Southern Cal (Nov. 26, 2011)

**3-POINT FIELD GOAL ATTEMPTS**

3, twice, last vs. Southern Cal (Nov. 26, 2011)

**FREE THROWS**

4, 3 times, last vs. Providence (Dec. 1, 2011)

**FREE THROW ATTEMPTS**

6, vs. Tenn. State (Nov. 20, 2011)

**REBOUNDS**

14, vs. North Carolina (Nov. 25, 2011)

**ASSISTS**

2, 3 times, last vs. Southern Cal (Nov. 26, 2011)

**BLOCKS**

4, vs. North Carolina (Nov. 25, 2011)

**STEALS**

2, vs. Providence (Dec. 1, 2011)

**MINUTES PLAYED**

31, vs. North Carolina (Nov. 25, 2011)

### SLAWSON'S SEASON HIGHS

**POINTS**

13, vs. North Carolina (Nov. 25, 2011)

**FIELD GOALS**

6, vs. North Carolina (Nov. 25, 2011)

**FIELD GOAL ATTEMPTS**

10, vs. North Carolina (Nov. 25, 2011)

**3-POINT FIELD GOALS**

2, vs. Southern Cal (Nov. 26, 2011)

**3-POINT FIELD GOAL ATTEMPTS**

3, vs. Southern Cal (Nov. 26, 2011)

**FREE THROWS**

4, twice, last vs. Providence (Dec. 1, 2011)

**FREE THROW ATTEMPTS**

6, vs. Tenn. State (Nov. 20, 2011)

**REBOUNDS**

14, vs. North Carolina (Nov. 25, 2011)

**ASSISTS**

2, twice, last vs. Southern Cal (Nov. 26, 2011)

**BLOCKS**

4, vs. North Carolina (Nov. 25, 2011)

**STEALS**

2, vs. Providence (Dec. 1, 2011)

**MINUTES PLAYED**

31, vs. North Carolina (Nov. 25, 2011)

### 2011-12

Opponent	Date	GS	Min	FG-FGA	Pct	3FG-FGA	Pct	FT-FTA	Pct	Off	Def	Tot	Avg	PF	FO	A	TO	Blk	Stl	Pts	Avg
Western Carolina	Nov. 11	21	3-4	.750	0-0	.000	1-2	.500	3	0	3	3.0	3	0	1	0	0	1	7	7.0	
at Elon	Nov. 15	11	1-5	.444	0-2	.000	0-0	.500	1	2	3	3.0	2	0	0	0	1	2	4.5		
Tenn State	Nov. 20	28	2-7	.438	0-2	.000	4-6	.625	3	3	6	4.0	3	0	0	2	1	1	10	6.3	
Miss Valley State	Nov. 22	16	2-6	.409	0-0	.000	0-2	.500	1	2	3	3.8	4	0	2	0	1	1	4	5.8	
UNC	Nov. 25	31	6-10	.600	0-1	.000	1-2	.500	4	10	14	5.8	4	0	0	4	4	1	13	7.2	
So. California	Nov. 26	29	3-6	.474	2-3	.250	1-1	.538	0	3	3	5.3	1	0	2	1	1	0	9	7.5	
Providence	Dec. 1	22	2-8	.435	0-1	.222	4-4	.647	4	4	8	5.7	4	0	1	2	1	2	8	7.6	
at Clemson	Dec. 4	6	0-0	.435	0-0	.222	0-0	.647	0	1	1	5.1	2	0	0	0	0	0	0	6.6	
Presbyterian	Dec. 13	17	1-3	.429	0-0	.222	0-0	.647	1	3	4	5.0	2	0	0	0	2	0	2	6.1	
Ohio State	Dec. 17																				
SE Louisiana	Dec. 21																				
Wofford	Dec. 28																				
USC Upstate	Dec. 31																				
SC State	Jan. 3																				
at Kentucky	Jan. 7																				
Vanderbilt	Jan. 10																				
Florida	Jan. 14																				
at Auburn	Jan. 21																				
Alabama	Jan. 25																				
at Ole Miss	Jan. 28																				
at Florida	Feb. 2																				
Kentucky	Feb. 4																				
at Tennessee	Feb. 8																				
at Arkansas	Feb. 11																				
Georgia	Feb. 15																				
LSU	Feb. 18																				
at Vanderbilt	Feb. 22																				
Tennessee	Feb. 25																				
Mississippi State	Feb. 29																				
at Georgia	March 3																				

### SEASON NOTES

Was 3-of-4 from the floor with seven points in season opener vs. Western Carolina (Nov. 11) ... Tallied two points vs. Elon (Nov. 15) ... Posted or matched several career highs with 10 points, including a 4-of-6 effort from the charity stripe, while playing a career high 28 minutes vs. Tennessee State (Nov. 20) ... Tied his career highs with two assists, one block and one steal vs. Mississippi Valley State (Nov. 22) ... Posted a career night vs. #1 North Carolina (Nov. 25), posting career highs with 13 points, 14 rebounds and four blocks ... Named to the Las Vegas Invitational All-Tournament team after finishing tournament play with nine points vs. Southern Cal (Nov. 26) ... Collected a team best eight rebounds vs. Providence (Dec. 1) ... Suffered from right foot strain following Providence contest, however, was available for contest at Clemson (Dec. 4) ... Blocked two shots vs. Presbyterian (Dec. 13) ...

### CAREER STATISTICS

Season	GP-GS	Min	Avg	FG	FGA	Pct	3FG	3FGA	Pct	FT	FTA	Pct	Off	Def	Tot	Avg	PF	FO	Ast	TO	Blk	Stl	Pts	Avg
2010-11	28-0	252	9.0	24	58	.414	6	19	.316	9	11	.818	22	37	59	2.1	40	1	4	14	5	7	63	2.3
2011-12	9-0	181	20.1	21	49	.429	2	9	.222	11	17	.647	17	28	45	5.0	25	0	6	9	10	7	55	6.1
<b>Totals</b>	<b>37-0</b>	<b>433</b>	<b>11.7</b>	<b>45</b>	<b>107</b>	<b>.420</b>	<b>8</b>	<b>28</b>	<b>.285</b>	<b>20</b>	<b>28</b>	<b>.714</b>	<b>39</b>	<b>65</b>	<b>104</b>	<b>2.8</b>	<b>65</b>	<b>1</b>	<b>10</b>	<b>23</b>	<b>15</b>	<b>14</b>	<b>118</b>	<b>3.2</b>

### CAREER SEC STATISTICS

Season	GP-GS	Min	Avg	FG	FGA	Pct	3FG	3FGA	Pct	FT	FTA	Pct	Off	Def	Tot	Avg	PF	FO	Ast	TO	Blk	Stl	Pts	Avg
2011	15-0	153	10.2	11	32	.344	4	11	.364	4	4	1.000	11	20	31	2.1	27	1	0	4	2	4	30	2.0



## #5 - ERIC SMITH

**SOPHOMORE - GUARD**

**5'11 - 210 - 1 LETTER**

**MULLINS, S.C. - CHRIST SCHOOL**

### SMITH'S CAREER HIGHS

**POINTS**

18, vs. Tenn. State (Nov. 20, 2011)

**FIELD GOALS**

6, twice, last vs. Providence (Dec. 1, 2011)

**FIELD GOAL ATTEMPTS**

13, vs. Providence (Dec. 1, 2011)

**3-POINT FIELD GOALS**

5, vs. Tenn. State (Nov. 20, 2011)

**3-POINT FIELD GOAL ATTEMPTS**

8, vs. Providence (Dec. 1, 2011)

**FREE THROWS**

3, vs. Kentucky (Jan. 22, 2011)

**FREE THROW ATTEMPTS**

4, vs. Radford (Nov. 19, 2010)

**REBOUNDS**

3, 6, times, last vs. Presbyterian (Dec. 13, 2011)

**ASSISTS**

7, vs. Ole Miss (Feb. 22, 2011)

**BLOCKS**

-

**STEALS**

2, 3 times, last vs. Providence (Dec. 1, 2011)

**MINUTES PLAYED**

31, vs. Miss. Valley State (Nov. 2, 2011)

### SMITH'S SEASON HIGHS

**POINTS**

18, vs. Tenn. State (Nov. 20, 2011)

**FIELD GOALS**

6, twice, last vs. Providence (Dec. 1, 2011)

**FIELD GOAL ATTEMPTS**

13, vs. Providence (Dec. 1, 2011)

**3-POINT FIELD GOALS**

5, vs. Tenn. State (Nov. 20, 2011)

**3-POINT FIELD GOAL ATTEMPTS**

8, vs. Providence (Dec. 1, 2011)

**FREE THROWS**

1, twice, last vs. Providence (Dec. 1, 2011)

**FREE THROW ATTEMPTS**

2, twice, last vs. Providence (Dec. 1, 2011)

**REBOUNDS**

3, three times, last vs. Presbyterian (Dec. 13, 2011)

**ASSISTS**

4, vs. Western Carolina (Nov. 11, 2011)

**BLOCKS**

-

**STEALS**

2, twice, last vs. Providence (Dec. 1, 2011)

**MINUTES PLAYED**

31, vs. Miss. Valley State (Nov. 2, 2011)

### 2011-12

Opponent	Date	GS	Min	FG-FGA	Pct	3FG-FGA	Pct	FT-FTA	Pct	Off	Def	Tot	Avg	PF	FO	A	TO	Blk	Stl	Pts	Avg
Western Carolina	Nov. 11	19	4-6	.667	1-2	.500	0-2	.000	0	0	0	0.0	0	4	1	0	0	9	9.0		
at Elon	Nov. 15	14	3-5	.636	0-2	.250	0-1	.000	0	1	1	0.5	2	0	2	1	0	1	6	7.5	
Tenn State	Nov. 20	18	6-10	.619	5-7	.545	1-1	.250	0	2	2	1.0	2	0	1	4	0	0	18	11.0	
Miss Valley State	Nov. 22	* 31	3-6	.593	2-3	.572	0-1	.200	1	2	3	1.5	2	0	2	4	0	2	8	10.3	
UNC	Nov. 25	* 27	2-6	.545	2-5	.526	0-0	.200	0	0	0	1.2	1	0	3	3	0	0	6	9.4	
So. California	Nov. 26	* 20	1-1	.559	1-1	.550	0-0	.200	0	0	0	1.0	4	0	1	3	0	1	3	8.3	
Providence	Dec. 1	* 28	6-13	.532	3-8	.500	1-2	.286	1	2	3	1.3	2	0	1	0	0	2	16	9.4	
at Clemson	Dec. 4	* 22	2-3	.540	0-1	.483	0-0	.286	0	2	2	1.4	2	0	3	1	0	0	4	8.8	
Presbyterian	Dec. 13	* 19	0-4	.500	0-1	.467	0-0	.286	0	3	3	1.6	1	0	2	0	0	0	0	7.8	
Ohio State	Dec. 17																				
SE Louisiana	Dec. 21																				
Wofford	Dec. 28																				
USC Upstate	Dec. 31																				
SC State	Jan. 3																				
at Kentucky	Jan. 7																				
Vanderbilt	Jan. 10																				
Florida	Jan. 14																				
at Auburn	Jan. 21																				
Alabama	Jan. 25																				
at Ole Miss	Jan. 28																				
at Florida	Feb. 2																				
Kentucky	Feb. 4																				
at Tennessee	Feb. 8																				
at Arkansas	Feb. 11																				
Georgia	Feb. 15																				
LSU	Feb. 18																				
at Vanderbilt	Feb. 22																				
Tennessee	Feb. 25																				
Mississippi State	Feb. 29																				
at Georgia	March 3																				

### SEASON NOTES

Dished four assists with just one turnover, while adding a career high nine points in season opener vs. Western Carolina (Nov. 11) ... Dished two assists and added six points at Elon (Nov. 15) ... Doubled career high with 18 points on 6-of-10 shooting, including a 5-of-7 mark from 3-point range vs. Tennessee State (Nov. 20) ... Earned first career start against Mississippi Valley State (Nov. 22), posting eight points while getting career highs with three rebounds, two steals and 31 minutes played ... Collected three assists vs. #1 North Carolina (Nov. 25) ... Was solid in contest vs. Providence (Dec. 1), scoring 16 points, hitting 6-of-13 attempts from the field ... Hit crucial show with 25.9 seconds remaining in Clemson contest (Dec. 4), which pushed the Carolina lead to three points ... Dished three assists vs. the Tigers ... Tallied two assists vs. Presbyterian (Dec. 13)


### CAREER STATISTICS

Season	GP-GS	Min	Avg	FG	FGA	Pct	3FG	3FGA	Pct	FT	FTA	Pct	Off	Def	Tot	Avg	PF	FO	Ast	TO	Blk	Stl	Pts	Avg
2010-11	28-0	371	13.3	20	66	3.3	8	35	.229	20	32	.625	6	16	22	0.8	29	0	42	25	0	6	68	2.4
2011-12	9-6	198	22.0	27	54	.500	14	30	.467	2	7	.286	2	12	14	1.6	16	0	19	17	0	6	70	7.8
<b>Totals</b>	<b>37-6</b>	<b>569</b>	<b>15.4</b>	<b>47</b>	<b>120</b>	<b>.391</b>	<b>22</b>	<b>65</b>	<b>.338</b>	<b>22</b>	<b>39</b>	<b>.564</b>	<b>8</b>	<b>28</b>	<b>36</b>	<b>0.9</b>	<b>45</b>	<b>0</b>	<b>61</b>	<b>42</b>	<b>0</b>	<b>12</b>	<b>138</b>	<b>3.7</b>

### CAREER SEC STATISTICS

Season	GP-GS	Min	Avg	FG	FGA	Pct	3FG	3FGA	Pct	FT	FTA	Pct	Off	Def	Tot	Avg	PF	FO	Ast	TO	Blk	Stl	Pts	Avg
2011	16-0	260	16.3	15	49	.306	6	24	.250	13	17	.765	6	7	13	0.8	18	0	23	15	0	4	49	3.1





## #45 - CARLTON GEATHERS

R-FRESHMAN - FORWARD

6'10 - 250 - HS

GEORGETOWN, S.C. - CARVERS BAY

### GEATHERS' SEASON HIGHS

**POINTS**

4, vs. Western Carolina (Nov. 11, 2011)

**FIELD GOALS**

2, vs. Western Carolina (Nov. 11, 2011)

**FIELD GOAL ATTEMPTS**

4, vs. Western Carolina (Nov. 11, 2011)

**3-POINT FIELD GOALS**

-

**3-POINT FIELD GOAL ATTEMPTS**

-

**FREE THROWS**

-

**FREE THROW ATTEMPTS**

-

**REBOUNDS**

6, vs. Western Carolina (Nov. 11, 2011)

**ASSISTS**

-

**BLOCKS**

3, twice, last vs. Providence (Dec. 1, 2011)

**STEALS**

-

**MINUTES PLAYED**

16, vs. Western Carolina (Nov. 11, 2011)

### 2011-12

Opponent	Date	GS	Min	FG-FGA	Pct	3FG-FGA	Pct	FT-FTA	Pct	Off	Def	Tot	Avg	PF	FO	A	TO	Blk	Stl	Pts	Avg
Western Carolina	Nov. 11	16	2-4	.500	0-0	.000	0-0	.000	1	5	6	6.0	0	0	0	0	1	0	4	4.0	
at Elon	Nov. 15	8	0-0	.500	0-0	.000	0-0	.000	0	1	1	3.5	2	0	0	0	0	0	0	2.0	
Tenn State	Nov. 20	13	0-1	.400	0-0	.000	0-0	.000	1	1	2	3.0	1	0	0	0	1	0	0	1.3	
Miss Valley State	Nov. 22	11	0-0	.000	0-0	.000	0-0	.000	0	3	3	3.0	1	0	0	0	3	0	0	1.0	
UNC	Nov. 25	3	0-1	.333	0-0	.000	0-0	.000	0	2	2	2.8	2	0	0	0	0	0	0	0.8	
So. California	Nov. 26	3	0-0	.333	0-0	.000	0-0	.000	0	0	0	2.3	1	0	0	0	0	0	0	0.7	
Providence	Dec. 1	8	0-0	.333	0-0	.000	0-0	.000	0	3	3	2.4	1	0	0	1	3	0	0	0.6	
at Clemson	Dec. 4	3	0-1	.286	0-0	.000	0-0	.000	0	0	0	2.1	0	0	0	0	0	0	0	0.5	
Presbyterian	Dec. 13	4	0-0	.286	0-0	.000	0-0	.000	0	1	1	2.0	1	0	0	0	0	0	0	0.4	
Ohio State	Dec. 17																				
SE Louisiana	Dec. 21																				
Wofford	Dec. 28																				
USC Upstate	Dec. 31																				
SC State	Jan. 3																				
at Kentucky	Jan. 7																				
Vanderbilt	Jan. 10																				
Florida	Jan. 14																				
at Auburn	Jan. 21																				
Alabama	Jan. 25																				
at Ole Miss	Jan. 28																				
at Florida	Feb. 2																				
Kentucky	Feb. 4																				
at Tennessee	Feb. 8																				
at Arkansas	Feb. 11																				
Georgia	Feb. 15																				
LSU	Feb. 18																				
at Vanderbilt	Feb. 22																				
Tennessee	Feb. 25																				
Mississippi State	Feb. 29																				
at Georgia	March 3																				

### SEASON NOTES

In first career contest, collected six rebounds and tallied four points in season opener vs. Western Carolina (Nov. 11) ... Saw action vs. Elon (Nov. 15), collecting one rebound ... Earned a block vs. Tennessee State (Nov. 20) ... Swatted a game-high and career high three blocks against Mississippi Valley State (Nov. 22) ... Blocked three shots vs. Providence (Dec. 1), matching a season high ...

### CAREER STATISTICS

Season	GP-GS	Min	Avg	FG	FGA	Pct	3FG	3FGA	Pct	FT	FTA	Pct	Off	Def	Tot	Avg	PF	FO	Ast	TO	Blk	Stl	Pts	Avg
2011-12	9-0	69	7.7	2	7	.286	0	0	.000	0	0	.000	2	16	18	2.0	9	0	0	1	8	0	4	0.4

### CAREER SEC STATISTICS

Season	GP-GS	Min	Avg	FG	FGA	Pct	3FG	3FGA	Pct	FT	FTA	Pct	Off	Def	Tot	Avg	PF	FO	Ast	TO	Blk	Stl	Pts	Avg
2012																								



## #13 - ANTHONY GILL

FRESHMAN - FORWARD

6'8 - 235 - HS

CHARLOTTE, N.C. - CHARLOTTE CHRISTIAN

### GILL'S SEASON HIGHS

**POINTS**

14, vs. Western Carolina (Nov. 11, 2011)

**FIELD GOALS**

6, vs. Western Carolina (Nov. 11, 2011)

**FIELD GOAL ATTEMPTS**

7, three times, last at Clemson (Dec. 4, 2011)

**3-POINT FIELD GOALS**

2, at Clemson (Dec. 4, 2011)

**3-POINT FIELD GOAL ATTEMPTS**

3, at Clemson (Dec. 4, 2011)

**FREE THROWS**

4, vs. North Carolina (Nov. 25, 2011)

**FREE THROW ATTEMPTS**

6, vs. North Carolina (Nov. 25, 2011)

**REBOUNDS**

9, vs. Elon (Nov. 15, 2011)

**ASSISTS**

3, vs. Tenn. State (Nov. 20, 2011)

**BLOCKS**

1, vs. Elon (Nov. 15, 2011)

**STEALS**

2, vs. Southern Cal (Nov. 26, 2011)

**MINUTES PLAYED**

33, vs. Presbyterian (Dec. 13, 2011)

### 2011-12

Opponent	Date	GS	Min	FG-FGA	Pct	3FG-FGA	Pct	FT-FTA	Pct	Off	Def	Tot	Avg	PF	FO	A	TO	Blk	Stl	Pts	Avg
Western Carolina	Nov. 11	*	23	6-7	.857	1-1	1.000	1-2	.500	2	2	4	4.0	2	0	1	1	0	0	14	14.0
at Elon	Nov. 15	*	28	4-5	.833	0-0	1.000	1-3	.400	2	7	9	6.5	4	0	0	2	1	0	9	11.5
Tenn State	Nov. 20	*	21	1-3	.733	0-0	1.000	0-0	.400	1	1	2	5.0	2	0	3	0	0	0	2	8.3
Miss Valley State	Nov. 22	*	29	3-6	.667	0-0	1.000	2-3	.500	3	5	8	5.8	3	0	1	2	0	0	8	8.3
UNC	Nov. 25	*	23	3-7	.607	0-0	1.000	4-6	.571	3	3	6	5.8	5	1	2	3	0	1	10	8.6
So. California	Nov. 26	*	18	2-3	.613	0-0	1.000	3-3	.647	2	0	2	5.2	2	0	2	0	0	2	7	8.3
Providence	Dec. 1	*	17	3-6	.585	0-0	1.000	1-1	.667	2	1	3	4.9	0	0	2	1	0	0	7	8.1
at Clemson	Dec. 4	*	24	3-7	.568	2-3	.750	2-4	.636	0	6	6	5.0	4	0	0	0	0	0	10	8.4
Presbyterian	Dec. 13	*	33	3-6	.560	1-1	.800	3-3	.680	4	4	8	5.3	2	0	2	5	0	0	10	8.6
Ohio State	Dec. 17																				
SE Louisiana	Dec. 21																				
Wofford	Dec. 28																				
USC Upstate	Dec. 31																				
SC State	Jan. 3																				
at Kentucky	Jan. 7																				
Vanderbilt	Jan. 10																				
Florida	Jan. 14																				
at Auburn	Jan. 21																				
Alabama	Jan. 25																				
at Ole Miss	Jan. 28																				
at Florida	Feb. 2																				
Kentucky	Feb. 4																				
at Tennessee	Feb. 8																				
at Arkansas	Feb. 11																				
Georgia	Feb. 15																				
LSU	Feb. 18																				
at Vanderbilt	Feb. 22																				
Tennessee	Feb. 25																				
Mississippi State	Feb. 29																				
at Georgia	March 3																				

### SEASON NOTES


Tallied a game-high 14 points in college debut on 6-of-7 shooting from the floor to lead Gamecocks past Western Carolina (Nov. 11) in season opener ... Led team for second-straight contest with nine points, just one rebound away from double-double with nine as well at Elon (Nov. 15) ... Was in foul trouble early vs. Tennessee State (Nov. 20); collected two assists ... Went 3-of-6 shooting from the floor in an eight-point, eight-rebound effort against Mississippi Valley State (Nov. 22) ... Collected six rebounds and posted five points before fouling out vs. #1 North Carolina (Nov. 25) ... Collected two steals vs. Southern Cal (Nov. 26) ... Added seven points and collected three rebounds vs. Providence (Dec. 1) ... Big part of Gamecock win at Clemson (Dec. 4), hit a huge 3 with 1:19 left in the contest to push the Carolina lead to three points ... Tallied 10 points and collected six rebounds vs. the Tigers ... Played a season high 33 minutes vs. Presbyterian (Dec. 13), collecting a team high eight rebounds ...

### CAREER STATISTICS

Season	GP-GS	Min	Avg	FG	FGA	Pct	3FG	3FGA	Pct	FT	FTA	Pct	Off	Def	Tot	Avg	PF	FO	Ast	TO	Blk	Stl	Pts	Avg
2011-12	9-9	216	24.0	28	50	.560	4	5	.800	17	25	.680	19	29	48	5.3	24	1	13	14	1	3	77	8.6

### CAREER SEC STATISTICS

Season	GP-GS	Min	Avg	FG	FGA	Pct	3FG	3FGA	Pct	FT	FTA	Pct	Off	Def	Tot	Avg	PF	FO	Ast	TO	Blk	Stl	Pts	Avg
2012																								



## #32 - DAMIEN LEONARD

FRESHMAN - GUARD

6'4 - 187 - HS

GREENVILLE, S.C. - J.L. MANN

### LEONARD'S SEASON HIGHS

**POINTS**

16, vs. Miss. Valley State (Nov. 22, 2011)

**FIELD GOALS**

5, twice, last vs. North Carolina (Nov. 25, 2011)

**FIELD GOAL ATTEMPTS**

17, vs. Elon (Nov. 15, 2011)

**3-POINT FIELD GOALS**

5, vs. North Carolina (Nov. 25, 2011)

**3-POINT FIELD GOAL ATTEMPTS**

11, twice, last vs. North Carolina (Nov. 25, 2011)

**FREE THROWS**

2, twice, last vs. Miss. Valley State (Nov. 22, 2011)

**FREE THROW ATTEMPTS**

4, vs. Tenn. State (Nov. 20, 2011)

**REBOUNDS**

3, vs. Miss. Valley State (Nov. 22, 2011)

**ASSISTS**

2, twice, last vs. Tenn. State (Nov. 20, 2011)

**BLOCKS**

1, vs. Western Carolina (Nov. 11, 2011)

**STEALS**

2, twice, last vs. Tenn. State (Nov. 20, 2011)

**MINUTES PLAYED**

36, vs. North Carolina (Nov. 25, 2011)

### 2011-12

Opponent	Date	GS	Min	FG-FGA	Pct	3FG-FGA	Pct	FT-FTA	Pct	Off	Def	Tot	Avg	PF	FO	A	TO	Blk	Stl	Pts	Avg
Western Carolina	Nov. 11	*	22	2-10	.200	1-5	.200	0-0	.000	1	0	1	1.0	1	0	0	1	1	1	5	5.0
at Elon	Nov. 15	*	27	2-17	.148	1-11	.125	2-2	1.000	2	0	2	1.5	2	0	2	0	0	2	7	6.0
Tenn State	Nov. 20	*	24	1-5	.156	1-5	.143	2-4	.667	1	0	1	1.3	3	0	2	2	0	2	5	5.7
Miss Valley State	Nov. 22	*	32	5-12	.227	4-9	.233	2-2	.750	0	3	3	1.8	2	0	0	3	0	1	16	8.3
UNC	Nov. 25	*	36	5-12	.268	5-11	.293	0-0	.750	0	1	1	1.5	3	0	0	5	0	0	15	9.6
So. California	Nov. 26	*	23	0-6	.242	0-4	.267	0-0	.750	0	0	0	1.3	2	0	0	1	0	0	0	8.0
Providence	Dec. 1	*	9	0-5	.224	0-5	.240	0-0	.750	0	2	2	1.4	1	0	0	1	0	0	0	6.9
at Clemson	Dec. 4	*	5	1-3	.229	0-1	.235	0-0	.750	0	0	0	1.3	0	0	0	0	0	0	2	6.3
Presbyterian	Dec. 13	*	10	3-5	.253	2-2	.264	0-0	.750	0	0	0	1.1	2	0	0	2	0	0	10	6.4
Ohio State	Dec. 17																				
SE Louisiana	Dec. 21																				
Wofford	Dec. 28																				
USC Upstate	Dec. 31																				
SC State	Jan. 3																				
at Kentucky	Jan. 7																				
Vanderbilt	Jan. 10																				
Florida	Jan. 14																				
at Auburn	Jan. 21																				
Alabama	Jan. 25																				
at Ole Miss	Jan. 28																				
at Florida	Feb. 2																				
Kentucky	Feb. 4																				
at Tennessee	Feb. 8																				
at Arkansas	Feb. 11																				
Georgia	Feb. 15																				
LSU	Feb. 18																				
at Vanderbilt	Feb. 22																				
Tennessee	Feb. 25																				
Mississippi State	Feb. 29																				
at Georgia	March 3																				

### SEASON NOTES

Struggled from the floor in college debut vs. Western Carolina (Nov. 11), hitting just 2-of-10 attempts, including a 1-of-5 mark from 3-point range ... Struggled from the floor hitting just 2-of-17 attempts, including a 1-of-11 mark from 3-point range at Elon (Nov. 15) ... Collected two steals and two assists vs. Tennessee State (Nov. 20) ... Breakout effort against Mississippi Valley State (Nov. 22), going 5-of-12 from the field and 4-of-9 from 3-point range for a career high 16 points with three rebounds ... Tallied 15 points on 5-of-11 shooting from 3-point range vs. #1 North Carolina (Nov. 25) ... Collected two rebounds vs. Providence (Dec. 1) ... Posted eight points in 10 minutes vs. Presbyterian (Dec. 13) ...

### CAREER STATISTICS

Season	GP-GS	Min	Avg	FG	FGA	Pct	3FG	3FGA	Pct	FT	FTA	Pct	Off	Def	Tot	Avg	PF	FO	Ast	TO	Blk	Stl	Pts	Avg
2011-12	9-7	188	20.9	19	75	.253	14	53	.264	6	8	.750	4	6	10	1.1	16	0	4	15	1	6	58	6.4

### CAREER SEC STATISTICS

Season	GP-GS	Min	Avg	FG	FGA	Pct	3FG	3FGA	Pct	FT	FTA	Pct	Off	Def	Tot	Avg	PF	FO	Ast	TO	Blk	Stl	Pts	Avg
2012																								



# #1 - BRENTON WILLIAMS

**SOPHOMORE - GUARD**

**5'11 - 172 - JC**

**KISSIMMEE, FLA. - OSCEOLA/**

**SANTA FE COLLEGE**

## WILLIAMS' SEASON HIGHS

- POINTS**  
13, vs. Western Carolina (Nov. 11, 2011)
- FIELD GOALS**  
5, vs. Western Carolina (Nov. 11, 2011)
- FIELD GOAL ATTEMPTS**  
8, vs. Western Carolina (Nov. 11, 2011)
- 3-POINT FIELD GOALS**  
1, twice, last vs. Elon (Nov. 15, 2011)
- 3-POINT FIELD GOAL ATTEMPTS**  
3, vs. Elon (Nov. 15, 2011)
- FREE THROWS**  
2, vs. Western Carolina (Nov. 11, 2011)
- FREE THROW ATTEMPTS**  
2, twice, last vs. Tenn. State (Nov. 20, 2011)
- REBOUNDS**  
2, vs. Western Carolina (Nov. 11, 2011)
- ASSISTS**  
1, vs. Western Carolina (Nov. 11, 2011)
- BLOCKS**  
-
- STEALS**  
5, vs. Western Carolina (Nov. 11, 2011)
- MINUTES PLAYED**  
17, vs. Western Carolina (Nov. 11, 2011)

## 2011-12

Opponent	Date	GS	Min	FG-FGA	Pct	3FG-FGA	Pct	FT-FTA	Pct	Off	Def	Tot	Avg	PF	FO	A	TO	Blk	Stl	Pts	Avg
Western Carolina	Nov. 11	17	5-8	.625	1-1	1.000	2-2	1.000	0	2	2	2.0	1	0	1	4	0	5	13	13.0	
at Elon	Nov. 15	13	1-3	.545	1-3	.500	0-0	1.000	0	1	1	1.5	1	0	0	1	0	0	3	8.0	
Tenn State	Nov. 20	2	0-1	.500	0-1	.400	1-2	.750	0	0	0	1.0	0	0	0	0	0	0	0	5.7	
Miss Valley State	Nov. 22	-	-	-	-	-	-	-	-	-	-	-	-	-	-	-	-	-	-	-	
UNC	Nov. 25	-	-	-	-	-	-	-	-	-	-	-	-	-	-	-	-	-	-	-	
So. California	Nov. 26	-	-	-	-	-	-	-	-	-	-	-	-	-	-	-	-	-	-	-	
Providence	Dec. 1	-	-	-	-	-	-	-	-	-	-	-	-	-	-	-	-	-	-	-	
at Clemson	Dec. 4	-	-	-	-	-	-	-	-	-	-	-	-	-	-	-	-	-	-	-	
Presbyterian	Dec. 13	5	0-3	.400	0-2	.286	0-0	.750	0	0	0	0.8	0	0	0	0	0	0	0	4.3	
Ohio State	Dec. 17																				
SE Louisiana	Dec. 21																				
Wofford	Dec. 28																				
USC Upstate	Dec. 31																				
SC State	Jan. 3																				
at Kentucky	Jan. 7																				
Vanderbilt	Jan. 10																				
Florida	Jan. 14																				
at Auburn	Jan. 21																				
Alabama	Jan. 25																				
at Ole Miss	Jan. 28																				
at Florida	Feb. 2																				
Kentucky	Feb. 4																				
at Tennessee	Feb. 8																				
at Arkansas	Feb. 11																				
Georgia	Feb. 15																				
LSU	Feb. 18																				
at Vanderbilt	Feb. 22																				
Tennessee	Feb. 25																				
Mississippi State	Feb. 29																				
at Georgia	March 3																				

## SEASON NOTES

Impressed on both ends of the court in season debut vs. Western Carolina (Nov. 11), posting 13 points on 5-of-8 shooting, while swiping a game high five steals ... Tallied three points at Elon (Nov. 15) ... Suffered knee injury early in first half vs. Tennessee State (Nov. 20) ... Returned to game action vs. Presbyterian (Dec. 13), after missing previous five games due to a left knee sprain suffered against Tennessee State on Nov. 20 ...

## CAREER STATISTICS

Season	GP-GS	Min	Avg	FG	FGA	Pct	3FG	3FGA	Pct	FT	FTA	Pct	Off	Def	Tot	Avg	PF	FO	Ast	TO	Blk	Stl	Pts	Avg
2011-12	4-0	37	9.3	6	15	.400	2	7	.286	3	4	.750	0	3	3	0.8	2	0	1	5	0	5	17	4.6

## CAREER SEC STATISTICS

Season	GP-GS	Min	Avg	FG	FGA	Pct	3FG	3FGA	Pct	FT	FTA	Pct	Off	Def	Tot	Avg	PF	FO	Ast	TO	Blk	Stl	Pts	Avg
2012																								



# THE LAST TIME IN SOUTH CAROLINA BASKETBALL...

## THE LAST TIME AN INDIVIDUAL PLAYER...

Scored 20 or more points:	South Carolina: Malik Cooke (21) Dec. 1, 2011 vs. Providence in Columbia, S.C. Opponent: Maurice Jones, 28, Southern Cal, Nov. 26, 2011 in Las Vegas, Nevada
Scored 30 or more points:	South Carolina: Bruce Ellington, 31, at Furman, Dec. 22, 2010 in Greenville, S.C. Opponent: Chris Warren (33), Ole Miss, Feb. 22, 2011 in Columbia
Scored 35 or more points:	South Carolina: Devan Downey, 36 at Florida, Jan. 23, 2010 in Gainesville, Fla. Opponent: Joe Crawford (Kentucky), 35, March 5, 2008 in Columbia
Scored 40 or more points:	South Carolina: N/A thru 1992-93 season Opponent: Austin Carr (Notre Dame), 43, Dec. 30, 1969 in New Orleans, La.
Collected 20 or more rebounds:	South Carolina: Emmett Hall, 23 vs. College of Charleston, Dec. 22, 1993 in Columbia Opponent: Ekpe Udoh (Baylor), 20, Jan. 2, 2010 in Columbia
Collected 15 or more rebounds:	South Carolina: Sam Muldrow, 16 at Tennessee, Feb. 6, 2010 in Knoxville, Tenn. Opponent: Jared Sullinger (Ohio State), 19, Dec. 18, 2010 in Columbus, Ohio
Made 12 or more field goals:	South Carolina: Devan Downey, 12 vs. Georgia, Jan. 30, 2010 in Columbia Opponent: A.J. Ogilvy (Vanderbilt), 12, Feb. 28, 2009 in Nashville, Tenn.
Made 10 or more field goals:	South Carolina: Bruce Ellington, 11 vs. Furman, Dec. 22, 2010 in Greenville, S.C. Opponent: Jared Sullinger (Ohio State), 30, Dec. 18, 2010 in Columbus, Ohio
Attempted 20 or more field goals:	South Carolina: Bruce Ellington (20) at Mississippi State, March 5, 2011 in Starkville, Miss. Opponent: Zach Graham (20), Ole Miss, Feb. 22, 2011 in Columbia
Attempted 25 or more field goals:	South Carolina: Devan Downey, 25, at Kentucky, Feb. 25, 2010 in Lexington, Ky. Opponent: Kemmy Burgess (Alaska-Anchorage), 26, Nov. 24, 2005 in Anchorage, AK
Dished 10 or more assists:	South Carolina: Devan Downey, 11, vs. LSU, March 13, 2008 in Atlanta, Ga. Opponent: 14, Kendall Marshall, North Carolina, Nov. 25, 2011, in Las Vegas, Nevada
Swiped 5 or more steals:	South Carolina: Brenton Williams, 5, vs. Western Carolina, Nov. 11, 2011 in Columbia Opponent: 6, Kendall Marshall, North Carolina, Nov. 25, 2011 in Las Vegas, Nevada
Blocked 5 or more shots:	South Carolina: Damontre Harris, 5, vs. Presbyterian, Dec. 13, 2011 in Columbia, S.C. Opponent: Bilal Dixon (7), Providence, Dec. 1, 2011 in Columbia, S.C.
Made 5 or more 3-point field goals:	South Carolina: Eric Smith (5) vs. Tennessee State, Nov. 20, 2011 in Columbia, S.C. Opponent: Maurice Jones (7) Southern Cal, Nov. 26, 2011 in Las Vegas, Nevada
Attempted 8 or more 3-point field goals:	South Carolina: Eric Smith (8) vs. Providence, Dec. 1, 2011 in Columbia, S.C. Opponent: Andre Young (9), Clemson, Dec. 4, 2011 in Clemson, S.C.
Made 10 or more free throws:	South Carolina: Malik Cooke, 10, vs. Miss Valley State, Nov. 22, 2011 in Columbia, S.C. Opponent: Gerard Coleman (10), Providence, Dec. 1, 2011 in Columbia, S.C.
Attempted 15 or more free throws:	South Carolina: Mike Boynton (19) vs. Arkansas, March 11, 2004 in Atlanta, Ga. Opponent: Amu Saaka (Furman), 14, Dec. 22, 2010 in Greenville, S.C.
Played all 40 minutes of regulation:	South Carolina: Devan Downey, 40, vs. Tennessee, March 14, 2008 in Atlanta, Ga. Opponent: LaDontae Henton (40), Providence, Dec. 1, 2011 in Columbia, S.C.
A player hit a last-second shot to win a game:	South Carolina: Mike Holmes vs. Alabama (Feb. 14, 2009) in Tuscaloosa, Ala. Opponent: Chandler Parsons (Florida), Jan. 23, 2010 in Gainesville, Fla.
A player had a double-double:	South Carolina: RJ Slawson (13 points, 14 rebounds) vs. North Carolina, Nov. 25, 2011 in Las Vegas, Nevada Opponent: Terrance Henry (Ole Miss), 14 points, 11 rebounds, March 10, 2011 in Atlanta, Ga.
Two or more players had a double-double:	South Carolina: Dominique Archie (12 points, 10 rebounds) & Mike Holmes (14 points, 13 rebounds) vs. Winthrop, Nov. 16, 2008 in Columbia Opponent: Renardo Sidney (13 points, 12 rebounds), Kodi Augustus (15 points, 10 rebounds), Mississippi State, March 5, 2011 in Starkville, Miss.
A player had a triple-double:	South Carolina: Sam Muldrow (16 points, 14 rebounds, 10 blocks) vs. Vanderbilt, Jan. 8, 2011 in Columbia *** Only second triple-double in South Carolina history (Chuck Eidson (25 points, 10 rebounds, 10 assists, vs. SC State, Nov. 29, 2002 in Columbia) Opponent: Daniel Hackett (Southern California - 22 points, 10 rebounds, 10 assists), Nov. 17, 2007 in Columbia
Scored 30 or more points in back-to-back games:	South Carolina: Devan Downey, 30 vs. Kentucky (Jan. 26, 2010) in Columbia 33 vs. Georgia (Jan. 30, 2010) in Columbia
Scored 25 or more points in back-to-back games:	South Carolina: Devan Downey, 33 vs. Georgia (Jan. 30, 2010) in Columbia 26 at Tennessee (Feb. 6, 2010) in Knoxville, Tenn.

## THE LAST TIME A TEAM...

Scored 100 or more points:	South Carolina: 103 vs. The Citadel (Nov. 12, 2007) in Columbia Opponent: 107, Vanderbilt (Feb. 17, 1996) in Nashville, Tenn.
Scored 50 points or less:	South Carolina: 48 at Georgia, Feb. 26, 2011 in Athens, Ga. Opponent: 50, Western Carolina, Nov. 11, 2011 in Columbia
Scored 50 points in a half:	South Carolina: 51 (2nd half; Nov. 12, 2010) vs. Elon in Columbia Opponent: 50, Kentucky (1st half), Feb. 19, 2011 in Lexington, Ky.
Failed to score 25 points in a half:	South Carolina: 19, (1st half) Dec. 13, 2011 vs. Presbyterian, in Columbia, S.C. Opponent: 20, Clemson (2nd half) Dec. 4, 2011 in Clemson, S.C.
Collected 50 or more rebounds:	South Carolina: 53 vs. WKU, Nov. 27, 2010 in Bowling Green, Ky. Opponent: 52, WKU, Nov. 27, 2010 in Bowling Green, Ky.
Shot 60% or better from the field:	South Carolina: 60.8% (31-51) at Western Carolina (Nov. 18, 2005) in Cullowhee, N.C. Opponent: 61.1% (33-54), Vanderbilt (Jan. 16, 2010) in Columbia
Shot 50% or better from the field:	South Carolina: 52.4% (22-42) vs. Southern Cal, Nov. 26, 2011 in Las Vegas, Nevada Opponent: 50.0% (24-48), Southern Cal, Nov. 26, 2011 in Las Vegas, Nevada
Shot less than 30% from the field:	South Carolina: 29.9% (20-67) vs. Ole Miss, March 10, 2011 in Atlanta, Ga. Opponent: 25.9% (15-58), USC Upstate (Nov. 23, 2010) in Columbia
Shot 50% or better from 3-point range (at least 10 attempts):	South Carolina: 56.3% (9-16) vs. Elon (Nov. 12 2010) in Columbia Opponent: 54.5% (6-11), Providence, Dec. 1, 2011 in Columbia
Shot 20% or less from 3-point range (at least 10 attempts):	South Carolina: 20.0% (6-11) vs. Providence, Dec. 1, 2011 in Columbia, S.C. Opponent: 18.2% (2-11) SC State, Jan. 4, 2011 in Columbia
Dished 20 or more assists:	South Carolina: 23 vs. Elon (Nov. 12, 2010) in Columbia Opponent: 22, vs. North Carolina, Nov. 25, 2011 in Las Vegas, Nevada
Made 35 or more shots:	South Carolina: 35 vs. Elon (Nov. 19, 2010) in Columbia Opponent: 35, Tennessee (March 5, 2009) in Columbia
Attempted 80 or more shots:	South Carolina: 83 vs. WKU (Nov. 27, 2010) in Bowling Green, Ky. Opponent: 83, LSU (Feb. 10, 1996) in Columbia
Attempted 70 or more shots:	South Carolina: 72, vs. Providence, Dec. 1, 2011 in Columbia Opponent: 79, WKU (Nov. 27, 2010) in Bowling Green, Ky.
Made 10 or more 3-pointers:	South Carolina: 10, at Tennessee, Feb. 16, 2011 in Knoxville, Tenn. Opponent: 10, Tennessee State, Nov. 20, 2011 in Columbia, S.C.
Did not make a 3-pointer:	South Carolina: 0, vs. Mississippi State (March 2, 2002) in Columbia Opponent: 0, Alabama (Jan. 12, 2011) in Tuscaloosa, Ala.
Attempted 30 or more 3-pointers:	South Carolina: 30 vs. Providence, Dec. 1, 2011 in Columbia Opponent: 32, Boston College (Jan. 1, 2011) in Columbia
Attempted 25 or more 3-pointers:	South Carolina: 30 vs. Providence, Dec. 1, 2011 in Columbia Opponent: 26, Mississippi State, March 5, 2011 in Starkville, Miss.
Made 30 or more free throws:	South Carolina: 32 vs. Vanderbilt (Jan. 28, 2009) in Columbia Opponent: 31, Florida (Feb. 3, 2009) in Gainesville, Fla.
Attempted 40 or more free throws:	South Carolina: 44 vs. Georgia Southern (Nov. 16, 2009) in Columbia Opponent: 40, Florida (Feb. 3, 2009) in Gainesville, Fla.
Swiped 15 or more steals:	South Carolina: 15 vs. Vanderbilt (Jan. 16, 2010) in Columbia Opponent: 17, Indiana (Nov. 8, 1998) in Indianapolis, Ind.
Blocked 12 or more shots:	South Carolina: 12, vs. Vanderbilt, Jan. 8, 2011 in Columbia Opponent: 13, Syracuse (Jan. 21, 1999) in Syracuse, N.Y.
Blocked 8 or more shots:	South Carolina: 10, vs. Ole Miss, March 10, 2011 in Atlanta, Ga. Opponent: 10, Providence, Dec. 1, 2011 in Columbia, S.C.
Won by 30 or more points:	South Carolina: 35 vs. SC State (91-56), Jan. 4, 2011 in Columbia Opponent: 31, Kentucky, Feb. 19, 2011 in Lexington, Ky.
Won by 20 or more points:	South Carolina: 25, vs. Western Carolina, Nov. 11, 2011 in Columbia Opponent: 31, Feb. 19, 2011 in Lexington, Ky.
Played a single overtime game:	Win: 81-74 vs. Arkansas (81-74), Jan. 19, 2011 in Columbia Loss: 82-80 vs. College of Charleston (Nov. 28, 2008) in Charleston, S.C.
Played a double overtime game:	Win: 87-85 vs. WKU (Nov. 27, 2010) in Bowling Green, Ky. Loss: 98-88 vs. Louisville (Feb. 20, 1988) in Columbia

<b>South Carolina played a No. 1 Team in the country:</b>	Win: 68-62 vs. Kentucky (Jan. 26, 2010) in Columbia Loss: 87-62 vs. North Carolina, Nov. 25, 2011 in Las Vegas, Nevada
<b>South Carolina played a top-5 opponent:</b>	Win: 68-62 vs. No. 1/1 Kentucky (Jan. 26, 2010) in Columbia Loss: 87-62 vs. North Carolina, Nov. 25, 2011 in Las Vegas, Nevada
<b>South Carolina played a top-10 opponent:</b>	Win: 68-62 vs. No. 1/1 Kentucky (Jan. 26, 2010) in Columbia Loss: 87-62 vs. North Carolina, Nov. 25, 2011 in Las Vegas, Nevada
<b>South Carolina played a top-25 opponent:</b>	Win: 83-75 (OT) win over No. 22/24 Vanderbilt, Jan. 8, 2011 in Columbia Loss: 87-62 vs. North Carolina, Nov. 25, 2011 in Las Vegas, Nevada

<b>South Carolina defeated a ranked opponent:</b>	Home: 83-75 vs. No. 22/24 Vanderbilt (Jan. 8, 2011) in Columbia Away: 77-73 at No. 13/19 Vanderbilt (March 6, 2010) in Nashville, Tenn.
	SEC Home: 83-75 vs. No. 22/24 Vanderbilt (Jan. 8, 2011) in Columbia SEC Away: 77-73 at No. 13/19 Vanderbilt (March 6, 2010) in Nashville, Tenn. Non-conference away: 85-84 at No. 19/20 Baylor (Jan. 2, 2009) in Waco, Texas

<b>A South Carolina win opened up the season:</b>	Home: 75-50 win over Western Carolina (Nov. 11, 2011) in Columbia Away: 81-63 win at Western Carolina (Nov. 12, 2005) in Cullowhee, N.C. Neutral: 74-61 win vs. Chaminade (Nov. 19, 2001) in Maui, Hawaii (Maui Invite)
---	---

<b>South Carolina opened up SEC play:</b>	Home: 83-75 win vs. No. 22/24 Vanderbilt (Jan. 8, 2011) in Columbia Away: 80-71 win at Auburn (Jan. 9, 2010) in Auburn, Ala.
---	---

2011-12 South Carolina Basketball  
 South Carolina Combined Team Statistics (as of Dec 13, 2011)  
 All games

RECORD:	OVERALL	HOME	AWAY	NEUTRAL
ALL GAMES	4-5	3-2	1-1	0-2
CONFERENCE	0-0	0-0	0-0	0-0
NON-CONFERENCE	4-5	3-2	1-1	0-2

##	Player	gp-gs	min	avg	Total		3-Point		F-Throw		Rebounds				pf	dq	a	to	blk	stl	pts	avg		
					fg-fga	fg%	3fg-fga	3fg%	ft-fa	ft%	off	def	tot	avg										
15	COOKE, Malik	9-9	271	30.1	37-81	.457	9-24	.375	27-36	.750	19	25	44	4.9	20	1	17	20	9	18	110	12.2		
23	ELLINGTON, Bruce	3-0	75	25.0	11-33	.333	2-11	.182	6-8	.750	3	2	5	1.7	7	0	6	6	0	2	30	10.0		
13	GILL, Anthony	9-9	216	24.0	28-50	.560	4-5	.800	17-25	.680	19	29	48	5.3	24	1	13	14	1	3	77	8.6		
05	SMITH, Eric	9-6	198	22.0	27-54	.500	14-30	.467	2-7	.286	2	12	14	1.6	16	0	19	17	0	6	70	7.8		
32	LEONARD, Damien	9-7	188	20.9	19-75	.253	14-53	.264	6-8	.750	4	6	10	1.1	16	0	4	15	1	6	58	6.4		
33	SLAWSON, RJ	9-0	181	20.1	21-49	.429	2-9	.222	11-17	.647	17	28	45	5.0	25	0	6	9	10	7	55	6.1		
24	HARRIS, Damontre	9-9	205	22.8	21-44	.477	0-0	.000	12-16	.750	18	25	43	4.8	20	0	2	5	20	4	54	6.0		
30	JACKSON, Lakeem	9-5	194	21.6	20-32	.625	0-2	.000	7-13	.538	14	20	34	3.8	13	1	20	18	1	8	47	5.2		
02	RICHARDSON, Brian	9-0	166	18.4	17-61	.279	7-38	.184	2-3	.667	6	13	19	2.1	15	0	7	8	1	4	43	4.8		
01	WILLIAMS, Brenton	4-0	37	9.3	6-15	.400	2-7	.286	3-4	.750	0	3	3	0.8	2	0	1	5	0	5	17	4.3		
45	GEATHERS, Carlton	9-0	69	7.7	2-7	.286	0-0	.000	0-0	.000	2	16	18	2.0	9	0	0	1	8	0	4	0.4		
Team											18	12	30											
Total.....		9	1800	209-501		.417	54-179	.302	93-137	.679	122	191	313	34.8	167	3	95	120	51	63	565	62.8		
Opponents.....		9	1800	193-443		.436	62-147	.422	120-179	.670	88	191	279	31.0	148	-	117	124	30	53	568	63.1		

TEAM STATISTICS	SC	OPP	Date	Opponent	Score	Att.
SCORING	565	568	11/11/11	WESTERN CAROLINA	w 75-50	9330
Points per game	62.8	63.1	11/15/11	at Elon	L 53-58	1589
Scoring margin	-0.3	-	11/20/11	TENNESSEE STATE	L 63-64	9045
FIELD GOALS-ATT	209-501	193-443	11/22/11	MISS. VALLEY STATE	w 61-57	6723
Field goal pct	.417	.436	11/25/11	vs NC	L 62-87	5567
3 POINT FG-ATT	54-179	62-147	11/26/11	vs Southern Cal	L 60-63	1798
3-point FG pct	.302	.422	12/1/11	PROVIDENCE COLLEGE	L 67-76	7476
3-pt FG made per game	6.0	6.9	12/4/11	at Clemson	w 58-55	7238
FREE THROWS-ATT	93-137	120-179	12/13/11	PRESBYTERIAN	w 66-58	7003
Free throw pct	.679	.670	* = Conference game			
F-Throws made per game	10.3	13.3				
REBOUNDS	313	279				
Rebounds per game	34.8	31.0				
Rebounding margin	+3.8	-				
ASSISTS	95	117				
Assists per game	10.6	13.0				
TURNOVERS	120	124				
Turnovers per game	13.3	13.8				
Turnover margin	+0.4	-				
Assist/turnover ratio	0.8	0.9				
STEALS	63	53				
Steals per game	7.0	5.9				
BLOCKS	51	30				
Blocks per game	5.7	3.3				
ATTENDANCE	39577	16192				
Home games-Avg/Game	5-7915	2-4414				
Neutral site-Avg/Game	-	2-3682				

Score by Periods	1st	2nd	Totals
South Carolina	239	326	565
Opponents	287	281	568



2011-12 South Carolina Basketball  
 South Carolina Team Game-by-Game Comparison (as of Dec 13, 2011)  
 All games

Opponent	1st	2nd	Score	Mar	Total FG	FG Pct	3-Pointers	3FG Pct	Free Throws	FT Pct	Rebounds	Assist	T/Over	Block	Steal	Fouls
WESTERN CAROLINA	35/25	40/25	75-50	+25	30-59/17-47	.508/.362	5-12/6-18	.417/.333	10-17/10-16	.588/.625	37/29 +8	14/10	12/19	5/4	11/8	14/17
Elon	23/34	30/24	53-58	(5)	20-64/16-40	.313/.400	3-27/6-16	.111/.375	10-17/20-28	.588/.714	40/38 +2	6/9	7/14	2/3	9/1	24/18
TENNESSEE STATE	19/33	44/31	63-64	(1)	22-55/21-47	.400/.447	7-26/10-22	.269/.455	12-20/12-21	.600/.571	33/28 +5	13/15	16/13	7/1	5/9	21/23
MISS. VALLEY STATE	30/26	31/31	61-57	+4	19-48/20-49	.396/.408	6-18/7-17	.333/.412	17-25/10-16	.680/.625	36/30 +6	9/12	13/14	7/5	7/8	17/24
NC	32/45	30/42	62-87	(25)	23-55/31-67	.418/.463	9-23/8-16	.391/.500	7-12/17-30	.583/.567	43/35 +8	12/22	25/10	7/3	5/11	25/15
Southern Cal	26/30	34/33	60-63	(3)	22-42/24-48	.524/.500	8-17/7-11	.471/.636	8-8/8-12	1000/.667	18/28 (10)	10/7	13/10	4/1	4/6	16/13
PROVIDENCE COLLEGE	27/34	40/42	67-76	(9)	26-72/24-50	.361/.480	6-30/6-11	.200/.545	9-10/22-27	.900/.815	40/34 +6	9/16	13/15	7/10	9/4	19/10
Clemson	28/35	30/20	58-55	+3	21-50/19-50	.420/.380	5-15/5-18	.333/.278	11-17/12-16	.647/.750	33/33 -	8/13	8/11	5/1	6/3	16/15
PRESBYTERIAN	19/25	47/33	66-58	+8	26-56/21-45	.464/.467	5-11/7-18	.455/.389	9-11/9-13	.818/.692	33/24 +9	14/13	13/18	7/2	7/3	15/13

Note: Game totals are displayed in the format TEAM/OPPONENT for each category

2011-12 South Carolina Basketball  
 South Carolina Team High/Low Analysis (as of Dec 13, 2011)  
 All games

South Carolina - TEAM GAME HIGHS

POINTS	75		WESTERN CAROLINA (11/11/11)
	67		PROVIDENCE COLLEGE (12/1/11)
	66		PRESBYTERIAN (12/13/11)
	63		TENNESSEE STATE (11/20/11)
	62		vs NC (11/25/11)
FIELD GOALS MADE	30		WESTERN CAROLINA (11/11/11)
	26		PRESBYTERIAN (12/13/11)
	26		PROVIDENCE COLLEGE (12/1/11)
FIELD GOAL ATTEMPTS	72		PROVIDENCE COLLEGE (12/1/11)
	64		at Elon (11/15/11)
FIELD GOAL PERCENTAGE	.524	(22-42)	vs Southern Cal (11/26/11)
	.508	(30-59)	WESTERN CAROLINA (11/11/11)
3 PT FIELD GOALS MADE	9		vs NC (11/25/11)
	8		vs Southern Cal (11/26/11)
3 PT FG ATTEMPTS	30		PROVIDENCE COLLEGE (12/1/11)
	27		at Elon (11/15/11)
3 PT FG PERCENTAGE	.471	(8-17)	vs Southern Cal (11/26/11)
	.455	(5-11)	PRESBYTERIAN (12/13/11)
FREE THROWS MADE	17		MISS. VALLEY STATE (11/22/11)
	12		TENNESSEE STATE (11/20/11)
FREE THROW ATTEMPTS	25		MISS. VALLEY STATE (11/22/11)
	20		TENNESSEE STATE (11/20/11)
FREE THROW PERCENTAGE	1.000	(8-8)	vs Southern Cal (11/26/11)
	.900	(9-10)	PROVIDENCE COLLEGE (12/1/11)
REBOUNDS	43		vs NC (11/25/11)
	40		PROVIDENCE COLLEGE (12/1/11)
	40		at Elon (11/15/11)
ASSISTS	14		PRESBYTERIAN (12/13/11)
	14		WESTERN CAROLINA (11/11/11)
STEALS	11		WESTERN CAROLINA (11/11/11)
	9		PROVIDENCE COLLEGE (12/1/11)
	9		at Elon (11/15/11)
BLOCKED SHOTS	7		PRESBYTERIAN (12/13/11)
	7		PROVIDENCE COLLEGE (12/1/11)
	7		vs NC (11/25/11)
	7		MISS. VALLEY STATE (11/22/11)
	7		TENNESSEE STATE (11/20/11)
TURNOVERS	25		vs NC (11/25/11)
	16		TENNESSEE STATE (11/20/11)
FOULS	25		vs NC (11/25/11)
	24		at Elon (11/15/11)

2011-12 South Carolina Basketball  
 South Carolina High/Low Analysis (as of Dec 13, 2011)  
 All games

Opponent - GAME HIGHS

POINTS	87		vs NC (11/25/11)
	76		PROVIDENCE COLLEGE (12/1/11)
	64		TENNESSEE STATE (11/20/11)
	63		vs Southern Cal (11/26/11)
	58		PRESBYTERIAN (12/13/11)
	58		at Elon (11/15/11)
FIELD GOALS MADE	31		vs NC (11/25/11)
	24		PROVIDENCE COLLEGE (12/1/11)
	24		vs Southern Cal (11/26/11)
FIELD GOAL ATTEMPTS	67		vs NC (11/25/11)
	50		at Clemson (12/4/11)
	50		PROVIDENCE COLLEGE (12/1/11)
FIELD GOAL PERCENTAGE	.500	(24-48)	vs Southern Cal (11/26/11)
	.480	(24-50)	PROVIDENCE COLLEGE (12/1/11)
3 PT FIELD GOALS MADE	10		TENNESSEE STATE (11/20/11)
	8		vs NC (11/25/11)
3 PT FG ATTEMPTS	22		TENNESSEE STATE (11/20/11)
	18		PRESBYTERIAN (12/13/11)
	18		at Clemson (12/4/11)
	18		WESTERN CAROLINA (11/11/11)
3 PT FG PERCENTAGE	.636	(7-11)	vs Southern Cal (11/26/11)
	.545	(6-11)	PROVIDENCE COLLEGE (12/1/11)
FREE THROWS MADE	22		PROVIDENCE COLLEGE (12/1/11)
	20		at Elon (11/15/11)
FREE THROW ATTEMPTS	30		vs NC (11/25/11)
	28		at Elon (11/15/11)
FREE THROW PERCENTAGE	.815	(22-27)	PROVIDENCE COLLEGE (12/1/11)
	.750	(12-16)	at Clemson (12/4/11)
REBOUNDS	38		at Elon (11/15/11)
	35		vs NC (11/25/11)
ASSISTS	22		vs NC (11/25/11)
	16		PROVIDENCE COLLEGE (12/1/11)
STEALS	11		vs NC (11/25/11)
	9		TENNESSEE STATE (11/20/11)
BLOCKED SHOTS	10		PROVIDENCE COLLEGE (12/1/11)
	5		MISS. VALLEY STATE (11/22/11)
TURNOVERS	19		WESTERN CAROLINA (11/11/11)
	18		PRESBYTERIAN (12/13/11)
FOULS	24		MISS. VALLEY STATE (11/22/11)
	23		TENNESSEE STATE (11/20/11)

2011-12 South Carolina Basketball  
 South Carolina High/Low Analysis (as of Dec 13, 2011)  
 All games

South Carolina - GAME LOWS

POINTS	53		at Elon (11/15/11)
	58		at Clemson (12/4/11)
	60		vs Southern Cal (11/26/11)
	61		MISS. VALLEY STATE (11/22/11)
	62		vs NC (11/25/11)
FIELD GOALS MADE	19		MISS. VALLEY STATE (11/22/11)
	20		at Elon (11/15/11)
FIELD GOAL ATTEMPTS	42		vs Southern Cal (11/26/11)
	48		MISS. VALLEY STATE (11/22/11)
FIELD GOAL PERCENTAGE	.313	(20-64)	at Elon (11/15/11)
	.361	(26-72)	PROVIDENCE COLLEGE (12/1/11)
3 PT FIELD GOALS MADE	3		at Elon (11/15/11)
	5		WESTERN CAROLINA (11/11/11)
	5		at Clemson (12/4/11)
	5		PRESBYTERIAN (12/13/11)
3 PT FG ATTEMPTS	11		PRESBYTERIAN (12/13/11)
	12		WESTERN CAROLINA (11/11/11)
3 PT FG PERCENTAGE	.111	(3-27)	at Elon (11/15/11)
	.200	(6-30)	PROVIDENCE COLLEGE (12/1/11)
FREE THROWS MADE	7		vs NC (11/25/11)
	8		vs Southern Cal (11/26/11)
FREE THROW ATTEMPTS	8		vs Southern Cal (11/26/11)
	10		PROVIDENCE COLLEGE (12/1/11)
FREE THROW PERCENTAGE	.583	(7-12)	vs NC (11/25/11)
	.588	(10-17)	WESTERN CAROLINA (11/11/11)
	.588	(10-17)	at Elon (11/15/11)
REBOUNDS	18		vs Southern Cal (11/26/11)
	33		TENNESSEE STATE (11/20/11)
	33		at Clemson (12/4/11)
	33		PRESBYTERIAN (12/13/11)
ASSISTS	6		at Elon (11/15/11)
	8		at Clemson (12/4/11)
STEALS	4		vs Southern Cal (11/26/11)
	5		TENNESSEE STATE (11/20/11)
	5		vs NC (11/25/11)
BLOCKED SHOTS	2		at Elon (11/15/11)
	4		vs Southern Cal (11/26/11)
TURNOVERS	7		at Elon (11/15/11)
	8		at Clemson (12/4/11)
FOULS	14		WESTERN CAROLINA (11/11/11)
	15		PRESBYTERIAN (12/13/11)



2011-12 South Carolina Basketball  
 South Carolina High/Low Analysis (as of Dec 13, 2011)  
 All games

Opponent - GAME LOWS

POINTS	50	WESTERN CAROLINA (11/11/11)
	55	at Clemson (12/4/11)
	57	MISS. VALLEY STATE (11/22/11)
	58	at Elon (11/15/11)
	58	PRESBYTERIAN (12/13/11)
FIELD GOALS MADE	16	at Elon (11/15/11)
	17	WESTERN CAROLINA (11/11/11)
FIELD GOAL ATTEMPTS	40	at Elon (11/15/11)
	45	PRESBYTERIAN (12/13/11)
FIELD GOAL PERCENTAGE	.362 (17-47)	WESTERN CAROLINA (11/11/11)
	.380 (19-50)	at Clemson (12/4/11)
3 PT FIELD GOALS MADE	5	at Clemson (12/4/11)
	6	WESTERN CAROLINA (11/11/11)
	6	at Elon (11/15/11)
	6	PROVIDENCE COLLEGE (12/1/11)
3 PT FG ATTEMPTS	11	vs Southern Cal (11/26/11)
	11	PROVIDENCE COLLEGE (12/1/11)
3 PT FG PERCENTAGE	.278 (5-18)	at Clemson (12/4/11)
	.333 (6-18)	WESTERN CAROLINA (11/11/11)
FREE THROWS MADE	8	vs Southern Cal (11/26/11)
	9	PRESBYTERIAN (12/13/11)
FREE THROW ATTEMPTS	12	vs Southern Cal (11/26/11)
	13	PRESBYTERIAN (12/13/11)
FREE THROW PERCENTAGE	.567 (17-30)	vs NC (11/25/11)
	.571 (12-21)	TENNESSEE STATE (11/20/11)
REBOUNDS	24	PRESBYTERIAN (12/13/11)
	28	TENNESSEE STATE (11/20/11)
	28	vs Southern Cal (11/26/11)
ASSISTS	7	vs Southern Cal (11/26/11)
	9	at Elon (11/15/11)
STEALS	1	at Elon (11/15/11)
	3	at Clemson (12/4/11)
	3	PRESBYTERIAN (12/13/11)
BLOCKED SHOTS	1	TENNESSEE STATE (11/20/11)
	1	vs Southern Cal (11/26/11)
	1	at Clemson (12/4/11)
TURNOVERS	10	vs NC (11/25/11)
	10	vs Southern Cal (11/26/11)
FOULS	10	PROVIDENCE COLLEGE (12/1/11)
	13	vs Southern Cal (11/26/11)
	13	PRESBYTERIAN (12/13/11)

2011-12 South Carolina Basketball  
 South Carolina Player High/Low Analysis (as of Dec 13, 2011)  
 All games

South Carolina - I N D I V I D U A L G A M E H I G H S

Points	21		COOKE, Malik vs Providence College (12/1/11)
	18		COOKE, Malik vs Miss. Valley State (11/22/11)
	18		SMITH, Eric vs Tennessee State (11/20/11)
	16		SMITH, Eric vs Providence College (12/1/11)
	16		LEONARD, Damien vs Miss. Valley State (11/22/11)
Field Goals Made	8		COOKE, Malik vs Providence College (12/1/11)
	7		HARRIS, Damontre vs Southern Cal (11/26/11)
Field Goal Att.	17		LEONARD, Damien at Elon (11/15/11)
	14		ELLINGTON, Bruce vs Presbyterian (12/13/11)
FG Pct (min 5 made)	.857	(6-7)	GILL, Anthony vs Western Carolina (11/11/11)
	.833	(5-6)	JACKSON, Lakeem vs Tennessee State (11/20/11)
3-Point FG Made	5		LEONARD, Damien vs NC (11/25/11)
	5		SMITH, Eric vs Tennessee State (11/20/11)
3-Point FG Att.	11		LEONARD, Damien vs NC (11/25/11)
	11		LEONARD, Damien at Elon (11/15/11)
3-Pt FG Pct (min 2 made)	1.000	(2-2)	LEONARD, Damien vs Presbyterian (12/13/11)
	1.000	(2-2)	COOKE, Malik vs NC (11/25/11)
Free Throws Made	10		COOKE, Malik vs Miss. Valley State (11/22/11)
	4		ELLINGTON, Bruce at Clemson (12/4/11)
	4		SLAWSON, RJ vs Providence College (12/1/11)
	4		GILL, Anthony vs NC (11/25/11)
	4		SLAWSON, RJ vs Tennessee State (11/20/11)
	4		HARRIS, Damontre at Elon (11/15/11)
	4		COOKE, Malik vs Western Carolina (11/11/11)
Free Throw Att.	12		COOKE, Malik vs Miss. Valley State (11/22/11)
	7		HARRIS, Damontre at Elon (11/15/11)
FT Pct (min 3 made)	1.000	(4-4)	ELLINGTON, Bruce at Clemson (12/4/11)
	1.000	(4-4)	SLAWSON, RJ vs Providence College (12/1/11)
	1.000	(3-3)	COOKE, Malik vs Presbyterian (12/13/11)
	1.000	(3-3)	GILL, Anthony vs Presbyterian (12/13/11)
	1.000	(3-3)	GILL, Anthony vs Southern Cal (11/26/11)
Rebounds	14		SLAWSON, RJ vs NC (11/25/11)
	10		HARRIS, Damontre at Elon (11/15/11)
	10		JACKSON, Lakeem vs Western Carolina (11/11/11)
Assists	5		JACKSON, Lakeem vs Western Carolina (11/11/11)
	4		JACKSON, Lakeem vs Southern Cal (11/26/11)
	4		COOKE, Malik vs NC (11/25/11)
	4		SMITH, Eric vs Western Carolina (11/11/11)
Steals	5		WILLIAMS, Brenton vs Western Carolina (11/11/11)
	4		COOKE, Malik at Clemson (12/4/11)
	4		COOKE, Malik vs Providence College (12/1/11)
Blocked Shots	5		HARRIS, Damontre vs Presbyterian (12/13/11)
	5		HARRIS, Damontre at Clemson (12/4/11)
Turnovers	5		GILL, Anthony vs Presbyterian (12/13/11)
	5		LEONARD, Damien vs NC (11/25/11)
Fouls	5		GILL, Anthony vs NC (11/25/11)
	5		COOKE, Malik at Elon (11/15/11)
	5		JACKSON, Lakeem at Elon (11/15/11)

2011-12 South Carolina Basketball  
 South Carolina Opponent High/Low Analysis (as of Dec 13, 2011)  
 All games

OPPONENT INDIVIDUAL GAME HIGHS

Points	28		Jones, Maurice vs Southern Cal (11/26/11)
	22		JOYNER, Terrence vs Miss. Valley State (11/22/11)
	21		Harrison Barnes vs NC (11/25/11)
	19		P.J. Hairston vs NC (11/25/11)
	18		COLEMAN, Gerard vs Providence College (12/1/11)
	18		HENTON, LaDontae vs Providence College (12/1/11)
	18		John Henson vs NC (11/25/11)
Field Goals Made	9		Jones, Maurice vs Southern Cal (11/26/11)
	8		John Henson vs NC (11/25/11)
	8		JOYNER, Terrence vs Miss. Valley State (11/22/11)
Field Goal Att.	15		Jones, Maurice vs Southern Cal (11/26/11)
	15		John Henson vs NC (11/25/11)
FG Pct (min 5 made)	.750	(6-8)	DEDMON, D vs Southern Cal (11/26/11)
	.667	(6-9)	HENTON, LaDontae vs Providence College (12/1/11)
3-Point FG Made	7		Jones, Maurice vs Southern Cal (11/26/11)
	5		P.J. Hairston vs NC (11/25/11)
3-Point FG Att.	9		Young, Andre at Clemson (12/4/11)
	8		P.J. Hairston vs NC (11/25/11)
3-Pt FG Pct (min 2 made)	1.000	(7-7)	Jones, Maurice vs Southern Cal (11/26/11)
	1.000	(3-3)	HENTON, LaDontae vs Providence College (12/1/11)
Free Throws Made	10		COLEMAN, Gerard vs Providence College (12/1/11)
	7		Harrison Barnes vs NC (11/25/11)
Free Throw Att.	13		COLEMAN, Gerard vs Providence College (12/1/11)
	10		Harrison Barnes vs NC (11/25/11)
FT Pct (min 3 made)	1.000	(6-6)	TROUTMAN, Lucas at Elon (11/15/11)
	1.000	(5-5)	COTTON, Bryce vs Providence College (12/1/11)
	1.000	(4-4)	JONES, Falando vs Miss. Valley State (11/22/11)
	1.000	(3-3)	HENTON, LaDontae vs Providence College (12/1/11)
	1.000	(3-3)	DEDMON, D vs Southern Cal (11/26/11)
Rebounds	10		Fuller, Aaron vs Southern Cal (11/26/11)
	9		Booker, Devin at Clemson (12/4/11)
	9		COVINGTON, Robert vs Tennessee State (11/20/11)
Assists	14		Kendall Marshall vs NC (11/25/11)
	6		WASHINGTON, Eric vs Presbyterian (12/13/11)
	6		COUNCIL, Vincent vs Providence College (12/1/11)
	6		JONES, Falando vs Miss. Valley State (11/22/11)
	6		MILLER, Patrick vs Tennessee State (11/20/11)
Steals	6		Kendall Marshall vs NC (11/25/11)
	3		DEDMON, D vs Southern Cal (11/26/11)
	3		JONES, Falando vs Miss. Valley State (11/22/11)
	3		PETERS, Wil vs Tennessee State (11/20/11)
	3		MILLER, Patrick vs Tennessee State (11/20/11)
	3		COLE, Keaton vs Western Carolina (11/11/11)
Blocked Shots	7		DIXON, Bilal vs Providence College (12/1/11)
	2		GIPLAYE, Ron vs Providence College (12/1/11)
	2		CROSBY, Paul vs Miss. Valley State (11/22/11)
	2		TROUTMAN, Lucas at Elon (11/15/11)
	2		SMITHSON, Sam vs Western Carolina (11/11/11)
	2		BOGGS, Brandon vs Western Carolina (11/11/11)
Turnovers	6		WASHINGTON, Eric vs Presbyterian (12/13/11)
	5		Jennings, Milton at Clemson (12/4/11)
	5		COUNCIL, Vincent vs Providence College (12/1/11)
	5		COLE, Keaton vs Western Carolina (11/11/11)

	5	SUMLER, Trey vs Western Carolina (11/11/11)
Fouls	5	COLEMAN, Al'Lonzo vs Presbyterian (12/13/11)
	5	Hall, Rod at Clemson (12/4/11)
	5	JONES,Falando vs Miss. Valley State (11/22/11)
	5	JOYNER, Terrence vs Miss. Valley State (11/22/11)
	5	THORNTON, Kellen vs Tennessee State (11/20/11)
	5	EDOMWONYI, Egheosa at Elon (11/15/11)
	5	KING, Tawaski vs Western Carolina (11/11/11)