



2012-13 SOUTH CAROLINA BASKETBALL

OPENING TIP

Date: Friday, Nov. 16, 2012
Tipoff: 7:04 p.m. ET
Location: Columbia, S.C.
Arena: Colonial Life Arena (18,000)
Series: First Meeting
Television: SportSouth
Talent: Andy Demetra (pxp), Eddie Fogler (analyst)
Radio: Gamecock IMG Radio Network
Talent: Derek Scott (pxp), Casey Manning (analyst)
Tickets: 1-800-4SC-FANS; GamecocksOnline.com/tickets
Live Stats: GamecocksOnline.com

GAME 2



**SOUTH CAROLINA
 GAMECOCKS
 (1-0)**

- VS -

**MORGAN STATE
 BEARS
 (1-2)**



Ranking: AP/Coaches (-/-)
Head Coach: Frank Martin
Record at SC: 1-0
Career Rec.: 118-54
vs. MSU: 0-0
SID: Emily Feeney-Molinary

Stat Leaders (per game):
Points: Page (19.0)
Rebounds: Carrera (15.0)
Assists: Smith (4.0)
Blocks: Carrera (3.0)
Steals: 5 with 1.0

Ranking: AP/Coaches (-/-)
Head Coach: Todd Bozeman
Record at MSU: 112-87 (7th)
Career Rec.: 147-149 (11th)
vs. SC: 0-0
SID: Leonard Haynes

Stat Leaders (per game):
Points: Hubbard (15.7)
Rebounds: Hubbard (9.3)
Assists: Jackson/Black (3.7)
Blocks: Duncan (2.7)
Steals: Black (3.0)

2011-12 SCHEDULE

DATE	OPPONENT (TV)	TIME/RESULT
O. 30	Kentucky Wesleyan +	W, 68-67
N. 11	Milwaukee & (FSN)	W, 82-75 (OT)
N. 16	Morgan State (SS)	7 p.m.
N. 19	Rider & (FSS/FSCR)	7 p.m.
N. 21	Elon	7 p.m.
N. 24	vs. Missouri State ^	7 p.m.
N. 25	vs. SMU/UALR ^	TBA
N. 29	at St. John's % (ESPNU)	7:30 p.m.
D. 2	Clemson (ESPNU)	12 p.m.
D. 7	Jacksonville (FSS/FSCR)	7 p.m.
D. 19	Appalachian State (FSS/FSCR)	5 p.m.
D. 22	vs. Manhattan #	5:30 p.m.
D. 29	Presbyterian (CSS)	1 p.m.
J. 5	SC State (FSN)	1:30 p.m.
J. 9	at Mississippi State* (ESPN3)	8 p.m.
J. 12	Auburn* (SECN)	1:30 p.m.
J. 16	at LSU* (ESPN3)	8 p.m.
J. 19	Vanderbilt* (SECN)	1:30 p.m.
J. 22	at Missouri* (ESPNU)	7 p.m.
J. 26	Arkansas* (SECN)	1:30 p.m.
J. 30	at Florida* (SECN)	8 p.m.
F. 2	Georgia* (SECN)	1:30 p.m.
F. 5	at Kentucky* (ESPNU)	9 p.m.
F. 10	Tennessee* (FSN)	1 p.m.
F. 14	LSU* (ESPN/2)	7 p.m.
F. 16	at Alabama* (SECN)	4 p.m.
F. 20	Ole Miss* (CSS)	7 p.m.
F. 23	at Georgia* (CBS Sports)	2 p.m.
F. 28	Missouri* (ESPN/2)	9 p.m.
M. 2	at Texas A&M* (ESPNU)	7 p.m.
M. 6	Mississippi State* (ESPN3)	7 p.m.
M. 9	at Vanderbilt* (SECN)	1:30 p.m.
M. 13-17	SEC Tournament (Nashville)	TBA
M. 19-A. 4	NCAA Tournament	TBA

All home games in **bold** | All times listed Eastern
 * indicates SEC contest | + indicates exhibition | **SS**-SportSouth | **SECN**-SEC Network | **CSS**-CharterSports SE | &-Hoops For Hope Classic (Columbia, S.C.) | ^-Hoops For Hope Classic (Puerto Vallarta, Mexico) | %-SEC/BIG EAST Challenge | #-Brooklyn Hoops Holiday Invitational (Brooklyn, N.Y.)

PROBABLE STARTERS (BASED ON PREVIOUS GAME)

South Carolina	Ht.	Wt.	Yr.	Hometown	PPG	RPG	MPG
G - #5 Eric Smith	5-11	205	Jr.	Mullins, S.C.	6.0	1.0	38.0
G - #0 LaShay Page	6-2	195	Sr.	Dillon, S.C.	19.0	1.0	35.0
F - #30 Lakeem Jackson	6-5	235	Sr.	Charlotte, N.C.	12.0	6.0	40.0
F - #33 RJ Slawson	6-8	220	Jr.	Charleston, S.C.	0.0	2.0	14.0
F - #24 Michael Carrera	6-5	212	Fr.	Anzoátegui, Venezuela	17.0	15.0	29.0

Morgan State	Ht.	Wt.	Yr.	Hometown	PPG	RPG	MPG
G - #11 Anthony Hubbard	6-5	225	Sr.	Woodbridge, Va.	15.7	9.3	33.3
G - #22 Blake Bozeman	6-2	170	So.	Bowie, Md.	7.7	1.0	30.3
F - #12 Thair Heath	6-9	220	Jr.	Los Angeles, Calif.	4.0	2.7	12.0
F - #32 DeWayne Jackson	6-8	210	Sr.	Bowie, Md.	14.0	5.7	31.0
C - #50 Ian Chiles	7-2	270	R-Jr.	Cliffside Park, N.J.	6.0	5.7	22.3
















CAROLINA QUICK HITS

- South Carolina is in its 105th season of basketball.
- The Gamecocks are led by first-year head coach Frank Martin. His associate head coach is Brad Underwood and his assistant coaches are Matt Figger and Lamont Evans. Andy Assaley is the director of basketball operations.
- South Carolina returns nine letterwinners from last year's squad, including senior forward Lakeem Jackson, the lone returning senior.
- Friday night's contest vs. Morgan State marks a stretch of three games in seven days for South Carolina.
- The Gamecocks opened the Frank Martin era in thrilling fashion last Sunday, posting their 12th-straight win in a season opener after rallying from a 17-point deficit in the second half to earn an 82-75 overtime victory over Milwaukee in the opening round of the Hoops For Hope Classic in Columbia.
- Freshman forward Michael Carrera posted the first double-double by a Gamecock freshman since the 2008 campaign vs. Milwaukee with 17 points and a game-best 15 rebounds. His 15 rebounds rank him tied for first in the SEC in rebounds per game.
- Carrera was named the SEC Freshman of the Week on Nov. 12 for his outstanding performance vs. the Panthers.
- Nine Gamecocks saw playing time vs. Milwaukee, with Lakeem Jackson playing a team-high 40 minutes.
- Senior guard LaShay Page returned to practice from a hamstring straight on Nov. 7 and he was the high scorer vs. Milwaukee with 19 points.
- Junior guard Brenton Williams was the hero of overtime for Carolina, scoring 12 of 16 Gamecock points in the five-minute session, including a perfect 8-of-8 from the free throw line.
- For the fifth-consecutive season, South Carolina opened its campaign with an exhibition win against Kentucky Wesleyan. The Gamecocks defeated the Panthers 75-55 during the 2008-09 campaign, earned a 78-55 win in 2009-10, collected a 71-58 victory over KWC to open the 2010-11 campaign and posted a 69-59 win vs. the Panthers last season. A lay-up from junior guard Brenton Williams with just 2.6 seconds left on the clock propelled Carolina to a 68-67 victory vs. KWC on Oct. 30.
- Williams was the high scorer in the exhibition with 22 points on 5-of-9 shooting from the floor and a 9-of-10 effort from the free throw line. Senior forward Lakeem Jackson posted a double-double with 13 points and 10 rebounds.
- The Gamecocks welcome four newcomers to their squad this fall. Laimonas Chatkevicius (Fr., 6-11, F), Mindaugas Kacinas (Fr., 6-7, F), Michael Carrera (Fr., 6-5, F) and LaShay Page (Sr., 6-2, G) will don the Garnet and Black this fall. Page is a one-year transfer from Southern Mississippi.
- South Carolina returns 80.3 percent of its 3-point field goals from last season. Returners combined to hit 164 of the 204 attempts from beyond the arc last year.



SOUTH CAROLINA GAMECOCKS

OVERALL: 1-0; SEC: 0-0; HOME: 1-0; AWAY: 0-0; NEUTRAL: 0-0

0		LASHAY PAGE - Sr. - G - 6-2 - 195 - Dillon, S.C. <table border="1"><thead><tr><th>MIN</th><th>PTS</th><th>RBS</th><th>AST</th><th>FG%</th><th>3FG%</th><th>FT%</th></tr></thead><tbody><tr><td>35.0</td><td>19.0</td><td>1.0</td><td>2.0</td><td>38.9</td><td>0.0</td><td>71.4</td></tr></tbody></table>	MIN	PTS	RBS	AST	FG%	3FG%	FT%	35.0	19.0	1.0	2.0	38.9	0.0	71.4	<ul style="list-style-type: none"> • Transfer from Southern Miss; helped lead Golden Eagles to NCAA Tournament last season averaging 11.6 points per game • Missed several preseason practices due to a hamstring strain; returned Nov. 7 • Leading scorer vs. Milwaukee, 19 pts., including 17 in second half
MIN	PTS	RBS	AST	FG%	3FG%	FT%											
35.0	19.0	1.0	2.0	38.9	0.0	71.4											
1		BRENTON WILLIAMS - Jr. - G - 5-11 - 175 - Kissimmee, Fla. <table border="1"><thead><tr><th>MIN</th><th>PTS</th><th>RBS</th><th>AST</th><th>FG%</th><th>3FG%</th><th>FT%</th></tr></thead><tbody><tr><td>13.0</td><td>14.0</td><td>1.0</td><td>0.0</td><td>50.0</td><td>0.0</td><td>1.000</td></tr></tbody></table>	MIN	PTS	RBS	AST	FG%	3FG%	FT%	13.0	14.0	1.0	0.0	50.0	0.0	1.000	<ul style="list-style-type: none"> • Junior guard who transferred from Santa Fe College prior to 2011-12 campaign • Posted 14 points in 13 minutes vs. Milwaukee; scored 12 of Carolina's 16 points in overtime, including a perfect 8-of-8 from the free throw line • Could see time at the point guard position this season
MIN	PTS	RBS	AST	FG%	3FG%	FT%											
13.0	14.0	1.0	0.0	50.0	0.0	1.000											
2		BRIAN RICHARDSON - Jr. - G - 6-4 - 175 - Wilson, N.C. <table border="1"><thead><tr><th>MIN</th><th>PTS</th><th>RBS</th><th>AST</th><th>FG%</th><th>3FG%</th><th>FT%</th></tr></thead><tbody><tr><td>20.0</td><td>6.0</td><td>0.0</td><td>2.0</td><td>1.000</td><td>0.0</td><td>0.0</td></tr></tbody></table>	MIN	PTS	RBS	AST	FG%	3FG%	FT%	20.0	6.0	0.0	2.0	1.000	0.0	0.0	<ul style="list-style-type: none"> • Junior guard who averages 4.7 points in 16.2 minutes per game in his career • Posted six points and five rebounds in exhibition vs. KWC on Oct. 30 • Solid vs. Milwaukee, scored six points on a perfect 3-of-3 from the field; also two assists, one block and one steal
MIN	PTS	RBS	AST	FG%	3FG%	FT%											
20.0	6.0	0.0	2.0	1.000	0.0	0.0											
5		ERIC SMITH - Jr. - G - 5-11 - 205 - Mullins, S.C. <table border="1"><thead><tr><th>MIN</th><th>PTS</th><th>RBS</th><th>AST</th><th>FG%</th><th>3FG%</th><th>FT%</th></tr></thead><tbody><tr><td>38.0</td><td>6.0</td><td>1.0</td><td>4.0</td><td>22.2</td><td>.000</td><td>1.000</td></tr></tbody></table>	MIN	PTS	RBS	AST	FG%	3FG%	FT%	38.0	6.0	1.0	4.0	22.2	.000	1.000	<ul style="list-style-type: none"> • Junior who looks to be the starting point guard • Scored 11 points and dished two assists, with one steal in exhibition vs. KWC • Posted four assists, six points and one steal, while playing 38 minutes before suffering from cramps in overtime
MIN	PTS	RBS	AST	FG%	3FG%	FT%											
38.0	6.0	1.0	4.0	22.2	.000	1.000											
12		AUSTIN CONSTABLE - Fr. - G - 6-0 - 175 - West Chester, Pa. <table border="1"><thead><tr><th>MIN</th><th>PTS</th><th>RBS</th><th>AST</th><th>FG%</th><th>3FG%</th><th>FT%</th></tr></thead><tbody><tr><td>-</td><td>-</td><td>-</td><td>-</td><td>-</td><td>-</td><td>-</td></tr></tbody></table>	MIN	PTS	RBS	AST	FG%	3FG%	FT%	-	-	-	-	-	-	-	<ul style="list-style-type: none"> • Walk-on guard • Averaged 18 points and 4.0 assists per game during senior season at Henderson High School in West Chester, Pa.
MIN	PTS	RBS	AST	FG%	3FG%	FT%											
-	-	-	-	-	-	-											
14		LAIMONAS CHATKEVICIUS - Fr. - F - 6-11 - 255 - Klaipeda, Lithuania <table border="1"><thead><tr><th>MIN</th><th>PTS</th><th>RBS</th><th>AST</th><th>FG%</th><th>3FG%</th><th>FT%</th></tr></thead><tbody><tr><td>-</td><td>-</td><td>-</td><td>-</td><td>-</td><td>-</td><td>-</td></tr></tbody></table>	MIN	PTS	RBS	AST	FG%	3FG%	FT%	-	-	-	-	-	-	-	<ul style="list-style-type: none"> • Tallest player on the team that Martin says "has an ability to pass and shoot the basketball with an understanding of how to play the game..." • Will miss first 6 games of the season due to NCAA ruling (see note)
MIN	PTS	RBS	AST	FG%	3FG%	FT%											
-	-	-	-	-	-	-											
23		BRUCE ELLINGTON - Jr. - G - 5-9 - 197 - Moncks Corner, S.C. <table border="1"><thead><tr><th>MIN</th><th>PTS</th><th>RBS</th><th>AST</th><th>FG%</th><th>3FG%</th><th>FT%</th></tr></thead><tbody><tr><td>29.0</td><td>11.0</td><td>2.3</td><td>3.1</td><td>35.7</td><td>33.1</td><td>76.5</td></tr></tbody></table>	MIN	PTS	RBS	AST	FG%	3FG%	FT%	29.0	11.0	2.3	3.1	35.7	33.1	76.5	<ul style="list-style-type: none"> • Junior guard who will not join the basketball team until the conclusion of the football season. • Top returning scorer with 11.0 points per game
MIN	PTS	RBS	AST	FG%	3FG%	FT%											
29.0	11.0	2.3	3.1	35.7	33.1	76.5											
24		MICHAEL CARRERA - Fr. - F - 6-5 - 212 - Anzoátegui, Venezuela <table border="1"><thead><tr><th>MIN</th><th>PTS</th><th>RBS</th><th>AST</th><th>FG%</th><th>3FG%</th><th>FT%</th></tr></thead><tbody><tr><td>29.0</td><td>17.0</td><td>15.0</td><td>0.0</td><td>50.0</td><td>.000</td><td>1.000</td></tr></tbody></table>	MIN	PTS	RBS	AST	FG%	3FG%	FT%	29.0	17.0	15.0	0.0	50.0	.000	1.000	<ul style="list-style-type: none"> • High-energy player with a great ability to rebound the basketball • Earned SEC Freshman of the Week accolades after a stellar season opener vs. Milwaukee; scored 17 points and pulled down 15 rebounds and blocked three shots
MIN	PTS	RBS	AST	FG%	3FG%	FT%											
29.0	17.0	15.0	0.0	50.0	.000	1.000											
25		MINDAUGAS KACINAS - Fr. - F - 6-7 - 210 - Klaipeda, Lithuania <table border="1"><thead><tr><th>MIN</th><th>PTS</th><th>RBS</th><th>AST</th><th>FG%</th><th>3FG%</th><th>FT%</th></tr></thead><tbody><tr><td>31.0</td><td>8.0</td><td>13.0</td><td>3.0</td><td>33.3</td><td>.000</td><td>75.0</td></tr></tbody></table>	MIN	PTS	RBS	AST	FG%	3FG%	FT%	31.0	8.0	13.0	3.0	33.3	.000	75.0	<ul style="list-style-type: none"> • Freshman forward who has the ability to shoot the ball from the perimeter • Hampered by an ankle sprain; has missed several practices and the exhibition • Returned to practice on Nov. 6 • Pulled down 13 rebounds and scored 8 points, with 3 assists vs. Milwaukee
MIN	PTS	RBS	AST	FG%	3FG%	FT%											
31.0	8.0	13.0	3.0	33.3	.000	75.0											
30		LAKEEM JACKSON - Sr. - G - 6-5 - 235 - Charlotte, N.C. <table border="1"><thead><tr><th>MIN</th><th>PTS</th><th>RBS</th><th>AST</th><th>FG%</th><th>3FG%</th><th>FT%</th></tr></thead><tbody><tr><td>40.0</td><td>12.0</td><td>6.0</td><td>0.0</td><td>60.0</td><td>.000</td><td>.000</td></tr></tbody></table>	MIN	PTS	RBS	AST	FG%	3FG%	FT%	40.0	12.0	6.0	0.0	60.0	.000	.000	<ul style="list-style-type: none"> • Senior forward who looks to have a breakout season in 2012-13 • Posted a double-double with 13 points and 10 rebounds in exhibition vs. KWC • Played 40 minutes vs. Milwaukee, scoring 12 points, with six rebounds, one block and one steal
MIN	PTS	RBS	AST	FG%	3FG%	FT%											
40.0	12.0	6.0	0.0	60.0	.000	.000											
32		DAMIEN LEONARD - So. - G - 6-4 - 190 - Greenville, S.C. <table border="1"><thead><tr><th>MIN</th><th>PTS</th><th>RBS</th><th>AST</th><th>FG%</th><th>3FG%</th><th>FT%</th></tr></thead><tbody><tr><td>5.0</td><td>0.0</td><td>1.0</td><td>0.0</td><td>.000</td><td>.000</td><td>.000</td></tr></tbody></table>	MIN	PTS	RBS	AST	FG%	3FG%	FT%	5.0	0.0	1.0	0.0	.000	.000	.000	<ul style="list-style-type: none"> • Sophomore shooting guard who averaged 6.8 points per game last season as a freshman • Suffered a broken nose during preseason practice, which required surgery • Played sparingly vs. Milwaukee while continuing to recover from nose surgery
MIN	PTS	RBS	AST	FG%	3FG%	FT%											
5.0	0.0	1.0	0.0	.000	.000	.000											
33		RJ SLAWSON - Jr. - F - 6-8 - 220 - Charleston, S.C. <table border="1"><thead><tr><th>MIN</th><th>PTS</th><th>RBS</th><th>BLK</th><th>FG%</th><th>3FG%</th><th>FT%</th></tr></thead><tbody><tr><td>14.0</td><td>0.0</td><td>2.0</td><td>0.0</td><td>.000</td><td>.000</td><td>.000</td></tr></tbody></table>	MIN	PTS	RBS	BLK	FG%	3FG%	FT%	14.0	0.0	2.0	0.0	.000	.000	.000	<ul style="list-style-type: none"> • Junior forward who looks to take on a bigger role in 2012-13 • Struggled in exhibition vs. KWC, collecting just one rebound in 22 minutes • Earned the start vs. Milwaukee
MIN	PTS	RBS	BLK	FG%	3FG%	FT%											
14.0	0.0	2.0	0.0	.000	.000	.000											
35		BRIAN STEELE - Fr. - F - 6-5 - 196 - Greenville, S.C. <table border="1"><thead><tr><th>MIN</th><th>PTS</th><th>RBS</th><th>AST</th><th>FG%</th><th>3FG%</th><th>FT%</th></tr></thead><tbody><tr><td>-</td><td>-</td><td>-</td><td>-</td><td>-</td><td>-</td><td>-</td></tr></tbody></table>	MIN	PTS	RBS	AST	FG%	3FG%	FT%	-	-	-	-	-	-	-	<ul style="list-style-type: none"> • Walk-on forward • Named all-state, all-region and all-county during prep career • Currently suspended from the team per athletic department policy
MIN	PTS	RBS	AST	FG%	3FG%	FT%											
-	-	-	-	-	-	-											
45		CARLTON GEATHERS - R-So. - F - 6-10 - 255 - Georgetown, S.C. <table border="1"><thead><tr><th>MIN</th><th>PTS</th><th>RBS</th><th>AST</th><th>FG%</th><th>3FG%</th><th>FT%</th></tr></thead><tbody><tr><td>7.8</td><td>1.0</td><td>1.5</td><td>0.6</td><td>43.5</td><td>0.0</td><td>66.7</td></tr></tbody></table>	MIN	PTS	RBS	AST	FG%	3FG%	FT%	7.8	1.0	1.5	0.6	43.5	0.0	66.7	<ul style="list-style-type: none"> • Sophomore forward who suffered a fractured knee cap over the summer and continues to be out indefinitely.
MIN	PTS	RBS	AST	FG%	3FG%	FT%											
7.8	1.0	1.5	0.6	43.5	0.0	66.7											
55		SHANE PHILLIPS - Sr. - G - 5-10 - 170 - Pittsburgh, Pa. <table border="1"><thead><tr><th>MIN</th><th>PTS</th><th>RBS</th><th>AST</th><th>FG%</th><th>3FG%</th><th>FT%</th></tr></thead><tbody><tr><td>2.0</td><td>1.0</td><td>0.0</td><td>0.0</td><td>0.0</td><td>0.0</td><td>50.0</td></tr></tbody></table>	MIN	PTS	RBS	AST	FG%	3FG%	FT%	2.0	1.0	0.0	0.0	0.0	0.0	50.0	<ul style="list-style-type: none"> • Senior walk-on guard who is expected to see playing time this season • Saw action in one contest last season, scoring one point
MIN	PTS	RBS	AST	FG%	3FG%	FT%											
2.0	1.0	0.0	0.0	0.0	0.0	50.0											

INTERVIEW POLICIES

All interview requests must be made in advance to SID Emily Feeney-Molinary in the South Carolina Media Relations Office. Beginning with the start of practice in October, Feeney-Molinary will release a weekly coach and student-athlete availability schedule to media on Monday's.

Post-Game Interview Policy: After each home game, the visiting coach will address the media first, followed by South Carolina student-athletes then South Carolina head coach Frank Martin. (Depending on deadline, this may be altered on a game-by-game basis).

Road Interview Policy: Interviews with Coach Martin while on the road will be scheduled according to the home post-game media procedure. No student-athlete interviews are allowed until after the game once the team leaves Columbia.

All interviews are to be coordinated through the Media Relations Office. This allows the staff to arrange the interview when it best suits the student-athlete's and the reporter's schedules. Please contact the Media Relations Office in advance to make your interview requests. Media are not permitted to contact student-athletes on their own at any time.

All interviews will take place at the designated media interview site for that day as listed in the weekly availability schedule or in the Media Relations Office.

Dormitory, apartment and cell phone numbers for student-athletes will not be provided to the media. Should you need to conduct a telephone interview with a student-athlete, a call will be placed to you from the student-athlete at a mutually agreeable time.

SOUTH CAROLINA MEDIA RELATIONS

Emily Feeney-Molinary, primary contact

Assistant Director

cell: 803-727-3284

e-mail: efeeney@mailbox.sc.edu

Website: www.GamecocksOnline.com

Facebook: www.Facebook.com/gamecocksonline

Twitter: @GamecockMBB

STAT COMPARISON

	SC	MSU
Record	1-0	1-2
Conference Record	-	-
Current Streak	W1	L2
Scoring Avg.	82.0	68.3
Opponent Scoring Avg.	75.0	68.3
Scoring Margin	+7.0	-
Field Goal %	.444	.458
Opponent Field Goal %	.388	.410
3-Point Field Goal %	.000	.359
Opponent 3-Point Field Goal %	.424	.355
3-Point Field Goal Made PG	0.0	4.7
3-Point Field Goal Attempts PG	11.0	13.0
Free Throw %	.839	.527
Opponent Free Throw %	.474	.654
Rebounding Avg.	45.0	39.3
Opponent Rebounding Avg.	33.0	33.3
Rebounding Margin	+12.0	+6.0
Turnovers Avg.	17.0	17.7
Opponent Turnover Avg.	15.0	14.7
Assists Avg.	11.0	16.0
Blocks Avg.	7.0	5.7
Steals Avg.	5.0	6.0

WEEKLY MEDIA AVAILABILITY (NOV. 11-17)

SUNDAY Nov. 11	MONDAY Nov. 12	TUESDAY Nov. 13	WEDNESDAY Nov. 14	THURSDAY Nov. 15	FRIDAY Nov. 16	SATURDAY Nov. 17
No Availability	No Availability	No Availability	Frank Martin Weekly Press Conference 11 a.m., CLA	No Availability	vs. Morgan State, 7 p.m. SportSouth CLA	No Availability

* All practices are closed * please contact SID Emily Feeney-Molinary for all media requests

A SOUTH CAROLINA WIN WOULD ...

- Improve South Carolina's record vs. schools in the MEAC to 21-1
- Improve Carolina's record to 2-0 for the first time since the 2009-10 campaign

■ Entering the regular season, sophomore guard Damien Leonard is the top returning scorer with 6.8 points per game last season. Junior guard Bruce Ellington led all returners with 11.0 points per game, but Ellington will not join the basketball squad until the end of the football season.

■ Carolina owns a 20-1 record against current schools in the MEAC conference. Its most common opponent from the league is South Carolina State. The Gamecocks' lone loss to a school from the league came against Coppin State in the 1997 NCAA Tournament.

SCOUTING MORGAN STATE

The Bears enter Friday's game with a 1-2 overall record after three contests at the Old Dominion Tournament last weekend. Morgan State began its season with a 71-59 victory vs. Texas San Antonio, before suffering losses to ODU and Holy Cross. Senior guard Anthony Hubbard paces the squad with 15.7 points per game, just ahead of senior forward DeWayne Jackson with 14.0 per outing and junior guard Justin Black with 12.0 per game. Hubbard's 9.3 rebounds also are a team high. The Bears were picked third in the 2012-13 MEAC Preseason Poll earlier this month, with Jackson earning preseason first-team honors.

BY THE NUMBERS

15 - Freshman forward Michael Carrera collected 15 rebounds in his debut in the Garnet and Black vs. Milwaukee on Sunday. It marked the most rebounds in a game for a South Carolina player since Sam Muldrow collected 16 at Tennessee on Feb. 6, 2010, while it marked the most rebounds by a Gamecock freshman since Mike Holmes collected 16 vs. NC State on Nov. 23, 2007.

38.8% - The Gamecocks held Milwaukee to just 38.8 percent from the field on 26-of-67 shooting. It marked the lowest field goal percentage by a Gamecock opponent since holding Georgia to 38.0 percent (26-66) on March 3.

0 - South Carolina failed to hit a 3-point field goal vs. Milwaukee, marking the first time that Carolina has not hit a 3 in a game since failing to connect from beyond the arc vs. Mississippi State on March 2, 2002, a span of 327 games.

13 - Freshmen forwards Michael Carrera (7) and Mindaugas Kacinas (6) combined for 13 of South Carolina's 17 offensive rebounds vs. Milwaukee.

83.9 - Just one game in, but the Gamecocks lead the SEC in free throw percentage with a mark of 83.9. South Carolina connected on 26-of-31 attempts vs. UWM.

WILLIAMS IMPRESSIVE IN MINUTES OFF BENCH

Junior guard Brenton Williams continues to impress off the bench for Carolina. The Kissimmee, Fla., native scored 14 points in 13 minutes - including 12 points in three minutes in overtime vs. Milwaukee. If you look at his last three outings dating back to last season, including the Oct. 30 exhibition vs. Kentucky Wesleyan, and last season's finale vs. Alabama in the SEC Tourney, Williams is averaging 16.3 points in 21.3 minutes per game. Last season he led the team in points off the bench 12 times.

HAPPY BIRTHDAY COLONIAL LIFE ARENA!

Colonial Life Arena, home of Carolina basketball, celebrates its 10th anniversary this weekend with four home basketball contests. Colonial Life Arena has entertained over 5 million spectators who have attended games, concerts, family shows, and special events. South Carolina athletics director Ray Tanner and arena general manager Lexie Boone will commemorate the anniversary with a cake cutting at Friday's night's contest vs. Morgan State.



NON-CONFERENCE SCHEDULE

The 2012-13 non-conference slate features 10 home dates, including one exhibition, to be played at Colonial Life Arena, two trips to New York City and an international visit to Puerto Vallarta, Mexico, to highlight the lineup. In the non-conference portion of its schedule, the Gamecocks will take part in three events, including the Hoops for Hope Classic with games in Columbia and Puerto Vallarta, Mexico, the annual SEC/BIG EAST Challenge, as well as the Brooklyn Hoops Holiday Invitational. The latter two will see the Gamecocks travel to New York City.

UP NEXT FOR THE GAMECOCKS

South Carolina hosts Rider in the second round of the Hoops For Hope Classic on Monday, Nov. 19 at 7 p.m. The game will be televised on Fox Sports Carolinas.

2013 SEC TOURNAMENT

The 2013 SEC Men's Basketball Tournament will be played March 13-17 at Bridgestone Arena in Nashville, Tenn. The men's basketball tournament has expanded to include all 14 teams and will be seeded 1-14. The tournament will begin on Wednesday, March 13 with matchups between the No. 11 and No. 14 seeds and the No. 12 and No. 13 seeds. The winners will advance to meet the sixth and fifth seeds, respectively, on Thursday. Also playing on Thursday will be the No. 8 and No. 9 seeds and the No. 7 and No. 10 seeds. The top four seeds in the tournament will receive byes until Friday's quarterfinal round.

EXCEPTIONAL COACHING STAFF

The South Carolina men's basketball staff has nearly 100 years of coaching experience combined from the high school level, through the junior college ranks and at elite level programs in Division I basketball. Head coach Frank Martin is in his 13th season of coaching in college basketball, associate head coach Brad Underwood in his 27th, assistant coach Matt Figger in his 20th and Lamont Evans in his fifth.

CHATKEVICIUS TO MISS FIRST SIX GAMES

South Carolina head men's basketball coach Frank Martin announced on Nov. 11 that freshman forward Laimonas Chatkevicius will miss the first six games of the 2012-13 season. The NCAA has determined that Chatkevicius received impermissible benefits from his host family prior to enrolling at the University of South Carolina, and as a result he will be withheld from the first six games.

► ASSOCIATED PRESS TOP 25

Nov. 12, 2012

Rk.	Team	Record	Pts.
1	Indiana (46)	1-0	1,598
2	Louisville (18)	1-0	1,572
3	Kentucky (1)	1-0	1,438
4	Ohio State	1-0	1,339
5	Michigan	1-0	1,327
6	North Carolina State	1-0	1,278
7	Kansas	1-0	1,222
8	Syracuse	1-0	1,163
9	Duke	1-0	1,109
10	Florida	1-0	1,007
11	North Carolina	2-0	944
12	Arizona	1-0	882
13	UCLA	1-0	746
14	Missouri	1-0	716
15	Creighton	1-0	678
16	Baylor	2-0	578
17	Memphis	0-0	570
18	UNLV	0-0	538
19	Gonzaga	1-0	437
20	Notre Dame	1-0	343
21	Michigan State	0-1	325
22	Wisconsin	1-0	324
23	Connecticut	1-0	262
24	Cincinnati	1-0	152
25	San Diego State	0-1	128

Others receiving votes: Virginia Commonwealth 75, Murray State 64, Minnesota 58, Pittsburgh 36, Saint Louis 32, Saint Joseph's 30, Butler 22, Texas 20, Tennessee 18, Marquette 18, Kansas State 12, Miami (FL) 9, Saint Mary's 8, West Virginia 7, New Mexico 7, Florida State 7, Ohio 6, Alabama 5, Davidson 4, Northern Iowa 4, Stanford 4, Bucknell 1, Georgetown 1, Maryland 1

► ESPN/USA TODAY TOP 25

Nov. 12, 2012

Rk.	Team	Record	Pts.
1	Indiana (25)	1-0	768
2	Louisville (4)	1-0	740
3	Kentucky (2)	1-0	701
4	Ohio State	1-0	648
5	Michigan	1-0	638
6	North Carolina State	1-0	601
7	Kansas	1-0	583
8	Syracuse	1-0	522
9	Duke	1-0	515
10	Florida	1-0	465
11	North Carolina	2-0	447
12	Arizona	1-0	426
13	Creighton	1-0	360
14	UCLA	1-0	351
15	Missouri	1-0	319
16	Memphis	0-0	310
17	Baylor	2-0	270
18	UNLV	0-0	241
19	Gonzaga	1-0	221
20	Wisconsin	1-0	212
21	Notre Dame	1-0	143
22	Michigan State	0-1	135
23	San Diego State	0-1	66
24	Cincinnati	1-0	63
25	Texas	1-0	60

Others receiving votes: Connecticut 58, Virginia Commonwealth 54, Murray State 34, Kansas State 19, Pittsburgh 15, Saint Mary's 13, New Mexico 11, Marquette 11, Saint Louis 8, Tennessee 8, Minnesota 7, Santa Clara 6, Colorado State 4, Iowa State 3, Florida State 3, Stanford 3, Georgia 2, Bucknell 2, Colorado 2, Maryland 2, Saint Joseph's 2, Ohio 1, Middle Tennessee 1, South Alabama 1



SOUTHEASTERN CONFERENCE STANDINGS

As of Nov. 15, 2012

Team	Conference	Overall
Alabama	0-0	2-0
Florida	0-0	2-0
LSU	0-0	2-0
Ole Miss	0-0	2-0
Missouri	0-0	2-0
Texas A&M	0-0	2-0
Arkansas	0-0	1-0
Auburn	0-0	1-0
South Carolina	0-0	1-0
Tennessee	0-0	1-0
Vanderbilt	0-0	1-0
Georgia	0-0	1-1
Kentucky	0-0	1-1
Mississippi State	0-0	1-1

COACHES TELECONFERENCE

The weekly SEC men's basketball coaches teleconference is scheduled for every Monday Jan. 4 - March 5.

The 12 Southeastern Conference men's head basketball coaches will be featured from 10:00 - 11:17 a.m. (CT).

Media representatives wishing to participate in the teleconference should contact the SEC Media Relations Department for further details. Each coach will appear on the teleconference for seven minutes, according to the following schedule:

ORDER OF APPEARANCE

(All Times Eastern)

11:00 a.m.	Kevin Stallings, Vanderbilt
11:07 a.m.	Billy Donovan, Florida
11:14 a.m.	Frank Martin, South Carolina
11:21 a.m.	Mark Fox, Georgia
11:28 a.m.	Johnny Jones, LSU
11:35 a.m.	John Calipari, Kentucky
11:42 a.m.	Cuonzo Martin, Tennessee
11:49 a.m.	Mike Anderson, Arkansas
11:56 a.m.	Anthony Grant, Alabama
12:03 a.m.	Tony Barbee, Auburn
12:10 a.m.	Andy Kennedy, Ole Miss
12:17 a.m.	Rick Ray, Miss. State
12:24 a.m.	Frank Haith, Missouri
12:31 a.m.	Billy Kennedy, Texas A&M

In addition, the SEC men's basketball teams who make it to postseason will be on a teleconference on Monday, March 18 beginning at 11:00 a.m. ET.

All SEC basketball teleconferences can be listened to on the internet at www.secsports.com shortly after the conclusion of the teleconference

SOUTH CAROLINA BENCH PRODUCTION

GAME	SC-OPP	DIFF.	SC HIGH BENCH SCORER
Milwaukee	28-16	+12.0	Williams, 14
Morgan State			
Rider			
Elon			
vs. Missouri St.			
vs. TBA			
at St. John's			
Clemson			
Jacksonville			
Appalachian State			
vs. Manhattan			
Presbyterian			
SC State			
at Miss State			
Auburn			
at LSU			
Vanderbilt			
at Missouri			
Arkansas			
at Florida			
Georgia			
at Kentucky			
Tennessee			
LSU			
at Alabama			
Ole Miss			
at Georgia			
Missouri			
at Texas A&M			
Miss State			
at Vanderbilt			
SEC Tournament			
NCAA Tournament			

SPECIALTY STATS

(PP) points in paint; (OT) points off turnovers; (2nd) second chance points; (FB) fast break points

(South Carolina-Opponent)

GAME	PP	OT	2ND	FB
Milwaukee	46-20	17-15	14-10	12-4
Morgan State				
Rider				
Elon				
vs. Missouri St.				
vs. TBA				
at St. John's				
Clemson				
Jacksonville				
Appalachian State				
vs. Manhattan				
Presbyterian				
SC State				
at Miss State				
Auburn				
at LSU				
Vanderbilt				
at Missouri				
Arkansas				
at Florida				
Georgia				
at Kentucky				
Tennessee				
LSU				
at Alabama				
Ole Miss				
at Georgia				
Missouri				
at Texas A&M				
Miss State				
at Vanderbilt				
SEC Tournament				
NCAA Tournament				
SC Total	46	17	14	12
SC Average	46.0	17.0	14.0	12.0
Opp Total	20	15	10	4
Opp Average	20.0	15.0	10.0	4.0

UNIVERSITY INFORMATION

Location..... Columbia, S.C.
 Founded 1801
 Enrollment 30,721
 Nickname..... Gamecocks
 Colors Garnet (PMS 202) and Black
 National Affiliation..... NCAA Division I
 Conference Southeastern (SEC)
 Athletics Web Address..... www.GamecocksOnline.com
 University Web Address www.sc.edu
 President Dr. Harris Pastides
 NCAA Representative..... Dr. Zach Kelehear
 Athletics Director Ray Tanner
 Basketball Administrator/Chief Operating Officer Kevin O'Connell

BASKETBALL STAFF/INFORMATION

Head Coach..... Frank Martin
 Alma Mater Florida International, '93
 Record At South Carolina/Seasons First Season
 Overall Record/Seasons..... 118-54 (.686), 6th season
 Associate Head Coach..... Brad Underwood (Kansas State, '86)
 Assistant Coach/Recruiting Coordinator..... Matt Figger (Eastern Kentucky, '95)
 Assistant Coach..... Lamont Evans (Kansas State, '09)
 Director of Basketball Operations..... Andy Assaley (Cincinnati, '96)
 Strength & Conditioning Coach Scott Greenawalt (Muskingum College, '98)
 Athletic Trainer..... Mark Rodger (Buffalo, '01)
 Video Coordinator..... Dylan Lockwood (Cazenovia, '05)
 Grad. Student Mgr./Student-Athlete Development... Doug Edwards (Florida State, '07)
 Graduate Student Manager Darren Kent (Kansas State, '09)
 Home Arena..... Colonial Life Arena
 Capacity..... 18,000
 Arena General Manager Lexi Boone
 Press Row Phone Number 803-777-6182

BASKETBALL HISTORY

First Year of Basketball..... 1908
 All-Time Record..... 1,298-1,149-1 (.530)
 Overall Postseason Record..... 25-18
 NCAA Tournament Appearances 1971, 1972, 1973, 1974, 1989, 1997,
 1998, 2004
 NCAA Tournament Record 4-9
 Last NCAA Tournament Appearance..... 2004, L vs. Memphis, 59-43
 NIT Appearances 1969, 1975, 1978, 1983, 1991, 1996,
 2001, 2002, 2005, 2006, 2009
 NIT Record 21-9
 Last NIT Appearance..... 2009, L vs. Davidson, 70-63
 Conference Championships .. 1970 ACC, 1997 SEC, 2009 SEC East Co-Champs
 Conference Tournament Titles..... 1934 SoCon, 1971 ACC

TEAM INFORMATION

2011-12 Record 10-21
 Southeastern Conference Record/Finish 2-14/12th
 Postseason..... None
 Letterwinners Returning/Lost..... 9/3
 Starters Returning/Lost 2/3*
 *based on final game starters from 2011-12 season
 Newcomers..... 4
 Roster Breakdown 3 freshmen, 2 sophomores, 5 juniors, 3 seniors

MEDIA RELATIONS

Asst. Media Relations Director/Men's Basketball Contact Emily Feeney-Molinary
 Feeney's email efeeney@mailbox.sc.edu
 Feeney's office phone 803-777-7743
 Website..... GamecocksOnline.com



HEAD COACH FRANK MARTIN

COACHING CAREER

KANSAS STATE (2007-12)

2007-08	21-12	NCAA, 2nd Round
2008-09	22-12	NIT, 2nd Round
2009-10	29-8	NCAA, Elite Eight
2010-11	23-11	NCAA, 3rd Round
2011-12	22-11	NCAA, 3rd Round
5 years	117-54 (.684)	7-5 postseason record



SOUTH CAROLINA (2012-PRESENT)

2012-13	1-0	-
1 year	1-0	
Career Total	118-54 (.686)	

COACHING

EXPERIENCE

28th season

COLLEGE EXPERIENCE

13th season

COLLEGE HEAD COACH EXPERIENCE

6th season

HIRE DATE AT CAROLINA

March 27, 2012

PERSONAL

HOMETOWN

Miami, Fla.

ALMA MATER

Florida International, 1993 (B.A. Physical Education)

FAMILY

Wife, Anya

Children, Brandon, Amalia and Christian

COACHING RESUME

HIGH SCHOOL

Miami Senior High, 1985-93

Varsity Boys' Assistant Coach

Junior Varsity Boys' Head Coach

North Miami High, Head Coach, 1993-95

Miami Senior High, Head Coach, 1995-98

B.T. Washington High, Head Coach, 1999-2000

COLLEGE ASSISTANT COACH

Northeastern, 2000-04

Cincinnati, 2004-06

Kansas State, 2006-07

COLLEGE HEAD COACH

Kansas State, 2007-12

South Carolina, 2012-present

ROSTER BREAKDOWN

RETURNING STARTERS (2)

Bruce Ellington
Damien Leonard
**based on final game of 2011-12 season*

RETURNING LETTERWINNERS (9)

Bruce Ellington
Carlton Geathers
Lakeem Jackson
Damien Leonard
Shane Phillips
Brian Richardson
RJ Slawson
Eric Smith
Brenton Williams

GUARDS (8)

Austin Constable
Bruce Ellington
Damien Leonard
LaShay Page
Shane Phillips
Brian Richardson
Eric Smith
Brenton Williams

FORWARDS (7)

Michael Carrera
Laimonas Chatkevicius
Carlton Geathers
Lakeem Jackson
Mindaugas Kacinas
RJ Slawson
Brian Steele

BY HEIGHT

Laimonas Chatkevicius - 6'11"
Carlton Geathers - 6'10"
RJ Slawson - 6'8"
Mindaugas Kacinas - 6'7"
Lakeem Jackson - 6'5"
Michael Carrera - 6'5"
Brian Steele - 6'5"
Brian Richardson - 6'4"
Damien Leonard - 6'4"
LaShay Page - 6'2"
Austin Constable - 6'0"
Brenton Williams - 5'11"
Eric Smith - 5'11"
Shane Phillips - 5'10"
Bruce Ellington - 5'9"

2012-13 SOUTH CAROLINA ROSTER

ALPHABETICAL

No.	Name	Pos.	Ht.	Wt.	Cl.	Exp.	Hometown/High/Last School
24	Michael Carrera	F	6-5	212	FR	HS	Anzoátegui, Venezuela/Montrose Christian School
14	Laimonas Chatkevicius	F	6-11	255	FR	HS	Klaipeda, Lithuania/South Kent School
12	Austin Constable*	F	6-0	175	FR	HS	West Chester, Pa./Henderson
23	Bruce Ellington	G	5-9	197	JR	2VL	Moncks Corner, S.C./Berkeley
45	Carlton Geathers	F	6-10	255	RS SO	1VL	Georgetown, S.C./Carvers Bay
30	Lakeem Jackson	F	6-5	235	SR	3VL	Charlotte, N.C./Christ School
25	Mindaugas Kacinas	F	6-7	210	FR	HS	Klaipeda, Lithuania/Word of Life Fire Traditional School
32	Damien Leonard	G	6-4	190	SO	1VL	Greenville, S.C./J.L. Mann
0	LaShay Page	G	6-2	195	SR	2VL	Dillon, S.C./Dillon/Southern Mississippi
55	Shane Phillips*	G	5-10	170	SR	1L	Pittsburgh, Pa./Wheeling (W.Va.) Central
2	Brian Richardson	G	6-4	175	JR	2VL	Wilson, N.C./Greenfield School
33	RJ Slawson	F	6-8	220	JR	2VL	Charleston, S.C./Fort Dorchester
5	Eric Smith	G	5-11	205	JR	2VL	Mullins, S.C./Christ School
35	Brian Steele*	F	6-5	196	FR	HS	Greenville, S.C./Wade Hampton School
1	Brenton Williams	G	5-11	175	JR	1VL	Kissimmee, Fla./Osceola High School/Santa Fe College

NUMERICAL

No.	Name	Pos.	Ht.	Wt.	Cl.	Exp.	Hometown/High/Last School
0	LaShay Page	G	6-2	195	SR	2VL	Dillon, S.C./Dillon/Southern Mississippi
1	Brenton Williams	G	5-11	175	JR	1VL	Kissimmee, Fla./Osceola High School/Santa Fe College
2	Brian Richardson	G	6-4	175	JR	2VL	Wilson, N.C./Greenfield School
5	Eric Smith	G	5-11	205	JR	2VL	Mullins, S.C./Christ School
12	Austin Constable*	F	6-0	175	FR	HS	West Chester, Pa./Henderson
14	Laimonas Chatkevicius	F	6-11	255	FR	HS	Klaipeda, Lithuania/South Kent School
23	Bruce Ellington	G	5-9	197	JR	2VL	Moncks Corner, S.C./Berkeley
24	Michael Carrera	F	6-5	212	FR	HS	Anzoátegui, Venezuela/Montrose Christian School
25	Mindaugas Kacinas	F	6-7	210	FR	HS	Klaipeda, Lithuania/Word of Life Fire Traditional School
30	Lakeem Jackson	F	6-5	235	SR	3VL	Charlotte, N.C./Christ School
32	Damien Leonard	G	6-4	190	SO	1VL	Greenville, S.C./J.L. Mann
33	RJ Slawson	F	6-8	220	JR	2VL	Charleston, S.C./Fort Dorchester
35	Brian Steele*	F	6-5	196	FR	HS	Greenville, S.C./Wade Hampton School
45	Carlton Geathers	F	6-10	255	RS SO	1VL	Georgetown, S.C./Carvers Bay
55	Shane Phillips*	G	5-10	170	SR	1L	Pittsburgh, Pa./Wheeling (W.Va.) Central

Head Coach: Frank Martin (Florida International, '93)

Associate Head Coach: Brad Underwood (Kansas State, '86)

Assistant Coach/Recruiting Coordinator: Matt Figger (Eastern Kentucky, '95)

Assistant Coach: Lamont Evans (Kansas State, '09)

Director of Basketball Operations: Andy Assaley (Cincinnati, '96)

Strength & Conditioning Coach: Scott Greenawalt (Muskingum College, '98)

Athletic Trainer: Mark Rodger (Buffalo, '01)


Video Coordinator: Dylan Lockwood (Cazenovia, '05)

Graduate Student Manager/Student-Athlete Development: Doug Edwards (Florida State, '07)

Graduate Student Manager: Darren Kent (Kansas State, '09)

** indicates walk-on*

RADIO/TV SPOT CHART



#0

LASHAY PAGE
Sr. - G - 6-2 - 195
Dillon, S.C.
Southern Miss.



#1

BRENTON WILLIAMS
Jr. - G - 5-11 - 175
Kissimmee, Fla.
Santa Fe College




#2

BRIAN RICHARDSON
Jr. - G - 6-4 - 175
Wilson, N.C.
Greenfield School



#5

ERIC SMITH
Jr. - G - 5-11 - 205
Mullins, S.C.
Christ School



#12

AUSTIN CONSTABLE
Fr. - G - 6-0 - 175
West Chester, Pa.
Henderson



#14

LAIMONAS CHATKEVICIUS
Fr. - F - 6-11 - 255
Klaipeda, Lithuania
South Kent (Conn.)
School




#23

BRUCE ELLINGTON
Jr. - G - 5-9 - 197
Moncks Corner, S.C.
Berkeley



#24

MICHAEL CARRERA
Fr. - F - 6-5 - 212
Anzoátegui, Venezuela
Montrose Christian



#25

MINDAUGAS KACINAS
Fr. - F - 6-7 - 210
Klaipeda, Lithuania
Word of Life Fire
Traditional School



#30

LAKEEM JACKSON
Sr. - F - 6-5 - 235
Charlotte, N.C.
Christ School



#32

DAMIEN LEONARD
So. - G - 6-4 - 190
Greenville, S.C.
J.L. Mann




#33

RJ SLAWSON
Jr. - F - 6-8 - 220
Charleston, S.C.
Fort Dorchester



#35

BRIAN STEELE
Fr. - F - 6-5 - 196
Greenville, S.C.
Wade Hampton School



#45

CARLTON GEATHERS
R-So. - F - 6-10 - 255
Georgetown, S.C.
Carvers Bay



#55

SHANE PHILLIPS
Sr. - G - 5-10 - 170
Pittsburgh, Pa.
Wheeling Central (W.Va.)



FRANK MARTIN
Head Coach



BRAD UNDERWOOD
Associate Head Coach



MATT FIGGER
Assistant Coach/
Recruiting Coordinator



LAMONT EVANS
Assistant Coach



ANDY ASSALEY
Director of Basketball
Operations



SCOTT GREENAWALT
Strength & Conditioning
Coach



MARK RODGER
Athletic Trainer



DOUG EDWARDS
Grad. Student Manager/
Student-Athlete
Development



DARREN KENT
Grad. Student Manager



DYLAN LOCKWOOD
Video Coordinator



EMILY FEENEY-MOLINARY
Media Relations

GAMECOCKS RECORD WHEN ...

At home	1-0
On the road	0-0
At neutral sites	0-0
In overtime	1-0
vs. Top 25 team	0-0
vs. Top 10 team	0-0
vs. Top 3 team	0-0
Leading at half	0-0
Trailing at half	1-0
Tied at half	0-0
Shooting 50% or better	0-0
Shooting between 39-49%	1-0
Shooting less than 39%	0-0
Opp. shooting 50% or better	0-0
Opp. shooting between 39-49%	0-0
Opp. shooting less than 39%	1-0
Shooting better than opp.	1-0
Shooting worse then/equal to opp.	0-0
Starters out-score opp. starters	0-0
Opp. starters score/equal more	1-0
Bench out-scores opp. bench	1-0
Opp. bench scores/equals more	0-0
Having more FTs than opp.	1-0
Having equal/less FTs than opp.	0-0
Have more TOs than opp.	1-0
Having equal/less TOs than opp.	0-0
Having more rebounds than opp.	1-0
Having equal/less rebounds than opp.	0-0
Making 6 or more 3FGs	0-0
Having 15 or more assists	0-0
Having less than 15 assists	1-0
Score more points in paint than opp.	1-0
Scoring equal/less points in paint than opp.	0-0
Scoring more points off TOs than opp.	1-0
Scoring equal/less points off TOs than opp.	0-0
Scoring more 2nd-chance points than opp.	1-0
Scoring equal/less 2nd-chance points than opp.	0-0
Scoring more fast break points than opp.	1-0
Scoring equal/less fast break points than opp.	0-0
Wearing white uniforms	1-0
Wearing Garnet uniforms	0-0
Wearing Black uniforms	0-0
Wearing Gray Uniforms	0-0
Playing on live TV	1-0
Playing in November	1-0
Playing in December	0-0
Playing in January	0-0
Playing in February	0-0
Playing in March	0-0
Playing a day-game	1-0
Playing a night-game	0-0
Playing on Sunday	1-0
Playing on a Monday	0-0
Playing on a Tuesday	0-0
Playing on a Wednesday	0-0
Playing on a Thursday	0-0
Playing on a Friday	0-0
Playing on a Saturday	0-0
Scoring margin is 5 points or less	0-0
Margin is between 6-10	1-0
Margin is between 11-20	0-0
Margin is more than 20	0-0
Scoring 59 points or less	0-0
Scoring 60-69 points	0-0
Scoring 70-79 points	0-0
Scoring 80-89 points	1-0
Scoring 90-99 points	0-0
Scoring 100+ points	0-0

MISCELLANEOUS

Current streak	W1
Home court streak	W1
Away streak	-
Neutral court streak	-

2012-13 SUPERLATIVES

(tied for team lead also included)

Scoring Leaders	'12-13	Career
LaShay Page	1	1*

Rebounding Leaders	'12-13	Career
Michael Carrera	1	1

Assists Leaders	'12-13	Career
Eric Smith	1	7

Blocks Leaders	'12-13	Career
Michael Carrera	1	1

Steals Leaders	'12-13	Career
Lakeem Jackson	1	18
Eric Smith	1	2
Brenton Williams	1	4
Brian Richardson	1	8
Mindaugas Kacinas	1	1

Double-Figure Scoring	'12-13	Career
Michael Carrera	1	1
Lakeem Jackson	1	19
LaShay Page	1	1*
Brenton Williams	1	7

20+ points	'12-13	Career
-		

30+ points	'12-13	Career
-		

Double-Figure Rebounding	'12-13	Career
Michael Carrera	1	1
Mindaugas Kacinas	1	1

5+ assists	'12-13	Career
-		

3+ steals	'12-13	Career
-		

2+ blocks	'12-13	Career
Michael Carrera	1	1

Double-Doubles	'12-13	Career
Michael Carrera	1	1

Clutch Free Throws (under 5 min/OT)		
Brenton Williams	8-8	1.000
Michael Carrera	2-2	1.000
Mindaugas Kacinas	4-5	.800
Totals	14-15	.933

* indicates at South Carolina

Miscellaneous

Largest Halftime Lead	
SC	-
Opp	15, Milwaukee, Nov. 11, 2012
Smallest Halftime Lead	
SC	-
Opp	15, Milwaukee, Nov. 11, 2012
Fewest Points In First Half	
SC	23, vs. Milwaukee, Nov. 11, 2012
Opp	38, Milwaukee, Nov. 11, 2012
Most Points In First Half	
SC	23, vs. Milwaukee, Nov. 11, 2012
Opp	38, Milwaukee, Nov. 11, 2012
Most Points In Second Half	
SC	43, vs. Milwaukee, Nov. 11, 2012
Opp	28, Milwaukee, Nov. 11, 2012
Fewest Points In Second Half	
SC	43, vs. Milwaukee, Nov. 11, 2012
Opp	28, Milwaukee, Nov. 11, 2012
Most Points in Overtime	
SC	16, vs. Milwaukee, Nov. 11, 2012
Opp	9, Milwaukee, Nov. 11, 2012
Largest Margin of Victory	
SC	7, vs. Milwaukee, Nov. 11, 2012
Opp	-
Smallest Margin of Victory	
SC	7, vs. Milwaukee, Nov. 11, 2012
Opp	-

GAME 1 - SOUTH CAROLINA 82, MILWAUKEE 75 (OT)
NOV. 12, 2012/COLONIAL LIFE ARENA

COLUMBIA, S.C. -- Brenton Williams scored 12 of his 14 points in overtime as South Carolina (1-0) overcame a 17-point deficit in the second half to defeat Wisconsin-Milwaukee 82-75 Sunday in Frank Martin's debut as Gamecocks coach.

They trailed 40-23 early in the second half. But Carolina ended the period on a 26-12 run and tied things on two foul shots by freshman Mindaugas Kacinas to force the extra period.

Freshman forward Michael Carrera was stellar in the contest, posting a double-double with 17 points and 15 rebounds. It marked the first double-double by a Gamecock freshman since the 2008 campaign. Kacinas also pulled down double-digit rebounds with 13, while adding eight points.

Senior transfer LaShay Page paced Carolina with 19 points, including 17 in the second half. Williams posted 14 points, including a perfect 8-of-8 performance from the free throw line in overtime.

Jordan Aaron had 28 points to lead the Panthers (1-1).

The teams traded baskets early in the first half before Kacinas assisted Williams on a layup underneath to give Carolina a 14-11 upperhand at the 12:38 mark.

The Panthers responded with an 8-0 run through the under-eight minute media timeout, before a lay-up from Carrera at the 6:21 mark halted the scoring drought for Carolina.

The difference in the first half was eight made 3's from the Panthers, while the Gamecocks were 0-of-8 from beyond the arc. Carrera ended the half with a near double-double, scoring nine points and pulling down nine rebounds, but UWM held a 38-23 upperhand at the break.

Carolina started the second half on a 9-2 run, propelled by a lay-up and two jumpers from Page, which forced an early timeout from Milwaukee.

After the break, stellar play from the Gamecocks brought the score within four at 40-36. Carrera hit a pair of free throws before Kacinas blocked a shot at the opposite end and assisted on Page's fifth made basket of the second half at the 14:32 mark.

Milwaukee extended its lead to 50-36 with 11:53 remaining, but the Gamecocks continued to battle.

The Gamecocks had cut Wisconsin-Milwaukee's lead to 63-58 with 4:32 to go when Theinro Niang hit the team's 13th 3-pointer to give them an eight-point cushion with under 4 minutes to go.

Kacinas began the final charge in regulation with an inside bucket, Carrera had a putback, and Eric Smith drove in for a layup to make it 66-64 with 1:18 to go.

After Niang missed a 3-point try, Kacinas found himself with the ball outside the 3-point line and time running down. He got fouled by Kyle Kelm on the long-range attempt and made 2-of-3 free throws to tie the game.

Carrera got things going in overtime with two foul shots as South Carolina moved in front for the first time since early in the opening half. Kacinas followed with two more foul shots before Williams took over.

Williams scored 12 of Carolina's 16 points in overtime.

***the Associated Press contributed to this report*

GAME 1

Official Basketball Box Score -- Game Totals -- Final Statistics
UW-Milwaukee vs South Carolina
11/11/12 3 p.m. at Columbia, S.C. (Colonial Life Arena)



UW-Milwaukee 75 • 1-1

##	Player	F	Total			3-Ptr			Rebounds			PF	TP	A	TO	Blk	Stl	Min
			FG	FGA	FT	FTA	FG	FGA	FT	FTA	Off							
15	HARRIS, Demetrius	f	3	7	0	0	4	2	0	2	3	6	0	1	0	2	18	
42	HAARMSMA, James	f	5	9	2	2	2	5	5	10	4	14	0	4	0	0	24	
45	WOLF, Christian	f	0	1	0	0	2	0	1	1	3	2	1	1	0	0	10	
01	AARON, Jordan	g	9	24	7	14	3	4	2	2	4	5	28	6	3	0	3	44
10	NIANG, Thierno	g	3	11	2	7	1	4	1	1	2	2	9	2	2	0	2	43
03	KELM, Kyle	g	2	3	1	2	0	0	1	1	2	3	5	3	1	2	0	34
22	RICHARD, Evan	g	0	1	0	0	0	0	0	0	0	1	0	0	1	0	3	
23	PANOSKE, J.J.	g	0	1	0	1	0	0	0	0	0	0	0	0	1	0	0	1
34	ARIANS, Austin	g	3	7	2	6	0	0	1	1	1	8	1	0	0	0	15	
44	HAGGERTY, Ryan	g	1	3	0	1	3	1	3	4	2	3	4	1	1	0	33	
Team						3			4			7						
Totals			26	67	14	33	9	19	15	18	33	24	75	17	15	3	7	225

FG % 1st Half: 13-29 44.8% 2nd half: 11-28 39.3% OT: 2-10 20.0% Game: 26-67 38.8% Deadball
 3FG % 1st Half: 8-14 57.1% 2nd half: 5-13 38.5% OT: 1-6 16.7% Game: 14-33 42.4% Rebounds
 FT % 1st Half: 4-10 40.0% 2nd half: 1-5 20.0% OT: 4-4 100.0 Game: 9-19 47.4% 4.1

South Carolina 82 • 1-0

##	Player	F	Total			3-Ptr			Rebounds			PF	TP	A	TO	Blk	Stl	Min
			FG	FGA	FT	FTA	FG	FGA	FT	FTA	Off							
24	CARRERA, Michael	f	6	12	0	0	5	7	8	15	4	17	0	2	3	0	29	
30	JACKSON, Lakeem	f	6	10	0	0	1	1	5	6	1	12	0	2	1	1	40	
33	SLAWSON, RJ	f	0	1	0	0	0	0	2	2	1	0	0	0	0	0	14	
00	PAGE, LaShay	g	7	18	0	6	5	0	1	1	0	19	2	1	0	0	35	
05	SMITH, Eric	g	2	9	0	1	2	0	1	1	1	6	4	4	1	1	38	
01	WILLIAMS, Brenton	g	3	6	0	2	8	0	1	1	3	14	0	4	0	1	13	
02	RICHARDSON, Brian	g	3	3	0	0	0	0	0	0	3	6	2	3	1	1	20	
25	KACINAS, Mindaugas	g	1	3	0	1	6	6	7	13	2	8	3	1	1	1	31	
32	LEONARD, Damien	g	0	1	0	1	0	1	0	1	1	0	0	0	0	0	5	
Team						2			3			5						
Totals			28	63	0	11	26	31	17	28	45	16	82	11	17	7	5	225

FG % 1st Half: 9-34 26.5% 2nd half: 17-24 70.8% OT: 2-5 40.0% Game: 28-63 44.4% Deadball
 3FG % 1st Half: 0-8 0.0% 2nd half: 0-3 0.0% OT: 0-0 0.0% Game: 0-11 0.0% Rebounds
 FT % 1st Half: 5-6 83.3% 2nd half: 9-13 69.2% OT: 12-12 100.0 Game: 26-31 83.9% 4.4

Officials: Mike Nance, Mike Stephens, Nathan Quick
 Technical fouls: UW-Milwaukee-None, South Carolina-None.
 Attendance: 7335
 Hoops For Hope Classic, Round 1

Score by periods	1st	2nd	OT	Total
UW-Milwaukee	38	28	9	75
South Carolina	23	43	16	82

	In	Off	2nd	Fast	Bench
Points	Point	T/O	Chance	Break	
UWM	20	15	10	4	16
SC	46	17	14	12	28

Last FG - UWM 07-01-41, SC 07-01-55. Score tied - 3 times.
 Largest lead - UWM by 17 2nd-19:16, SC by 7 07-00:01. Lead changed - 8 times.



#30 - LAKEEM JACKSON

SENIOR | FORWARD | 6'5" | 235 | 3 LETTERS
CHARLOTTE, N.C./CHRIST SCHOOL

JACKSON'S CAREER HIGHS

POINTS
 19 vs. Baylor (Jan. 2, 2010)

FIELD GOALS
 9 vs. Baylor (Jan. 2, 2010)

FIELD GOAL ATTEMPTS
 17 vs. Baylor (Jan. 2, 2010)

3-POINT FIELD GOALS
 1, three times, last vs. Vanderbilt (Jan. 8, 2011)

3-POINT FIELD GOAL ATTEMPTS
 4 vs. Alabama A&M (Nov. 13, 2009)

FREE THROWS
 5 vs. Furman (Dec. 21, 2009)

FREE THROW ATTEMPTS
 9, twice, last vs. Baylor (Jan. 2, 2010)

REBOUNDS
 14 vs. Alabama (March 11, 2010)

ASSISTS
 7, at Vanderbilt (Feb. 5, 2011)

BLOCKS
 3 vs. Baylor (Jan. 2, 2010)

STEALS
 6 vs. Baylor (Jan. 2, 2010)

MINUTES PLAYED
 44, vs. WKU (Nov. 27, 2010)

JACKSON'S SEASON HIGHS

POINTS
 12, vs. Milwaukee (Nov. 11, 2012)

FIELD GOALS
 6, vs. Milwaukee (Nov. 11, 2012)

FIELD GOAL ATTEMPTS
 10, vs. Milwaukee (Nov. 11, 2012)

3-POINT FIELD GOALS
 -

3-POINT FIELD GOAL ATTEMPTS
 -

FREE THROWS
 -

FREE THROW ATTEMPTS
 1, vs. Milwaukee (Nov. 11, 2012)

REBOUNDS
 6, vs. Milwaukee (Nov. 11, 2012)

ASSISTS
 -

BLOCKS
 1, vs. Milwaukee (Nov. 11, 2012)

STEALS
 1, vs. Milwaukee (Nov. 11, 2012)

MINUTES PLAYED
 40, vs. Milwaukee (Nov. 11, 2012)

2012-13

Opponent	Date	GS	Min	FG-FGA	Pct	3FG-FGA	Pct	FT-FTA	Pct	Off	Def	Tot	Avg	PF	FO	A	TO	Blk	Stl	Pts	Avg
MILWAUKEE	11/11/12	*	40	6-10	.600	0-0	.000	0-1	.000	1	5	6	6.0	1	0	0	2	1	1	12	12.0
MORGAN STATE	11/16/12																				
RIDER	11/19/12																				
ELON	11/21/12																				
vs. Missouri State	11/24/12																				
vs. TBA	11/25/12																				
at St. John's	11/29/12																				
CLEMSON	12/2/12																				
JACKSONVILLE ST	12/7/12																				
APPALACHIAN ST	12/19/12																				
vs. Manhattan	12/22/12																				
PRESBYTERIAN	12/29/12																				
SC STATE	1/5/13																				
at Miss State	1/9/13																				
AUBURN	1/12/13																				
at LSU	1/16/13																				
VANDERBILT	1/19/13																				
at Missouri	1/22/13																				
ARKANSAS	1/26/13																				
at Florida	1/30/13																				
GEORGIA	2/2/13																				
at Kentucky	2/5/13																				
TENNESSEE	2/10/13																				
LSU	2/14/13																				
at Alabama	2/16/13																				
OLE MISS	2/20/13																				
at Georgia	2/23/13																				
MISSOURI	2/28/13																				
at Texas A&M	3/2/13																				
MISS STATE	3/6/13																				
at Vanderbilt	3/9/13																				

SEASON NOTES

Earned the start for the season opener vs. Milwaukee (Nov. 11), posting 12 points on 6-of-10 shooting; also collected six rebounds.

CAREER STATISTICS

Season	GP-GS	Min	Avg	FG	FGA	Pct	3FG	3FGA	Pct	FT	FTA	Pct	Off	Def	Tot	Avg	PF	FO	Ast	TO	Blk	Stl	Pts	Avg
2009-10	31-30	827	26.7	104	206	.505	0	8	.000	16	59	.271	63	91	154	5.0	66	0	59	35	19	47	224	7.2
2010-11	26-25	731	28.1	87	182	.478	3	10	.300	26	62	.419	71	75	146	5.6	40	0	66	46	5	24	203	7.8
2011-12	31-12	526	17.0	43	91	.473	0	2	.000	12	32	.375	31	52	83	2.7	35	1	44	36	3	24	98	3.2
2012-13	1-1	40	40.0	6	10	.600	0	0	.000	0	1	.000	1	5	6	6.0	1	0	0	2	1	1	12	12.0
Totals	89-68	2124	23.9	240	489	.491	3	20	.150	54	154	.351	166	223	389	4.4	142	1	169	119	28	96	537	6.0

CAREER SEC STATISTICS

Season	GP-GS	Min	Avg	FG	FGA	Pct	3FG	3FGA	Pct	FT	FTA	Pct	Off	Def	Tot	Avg	PF	FO	Ast	TO	Blk	Stl	Pts	Avg
2010	16-15	454	28.4	54	101	.535	0	0	.000	3	22	.136	33	48	81	5.1	41	0	32	19	5	21	111	6.9
2011	12-11	335	27.9	33	74	.446	1	3	.333	6	2	.273	30	28	58	4.8	17	0	25	22	1	4	73	6.1
2012	16-2	198	12.4	10	33	.303	0	0	.000	4	10	.400	10	19	29	1.8	12	0	13	11	0	10	24	1.5
Totals	44-28	987	22.4	97	208	.466	1	3	.333	13	34	.382	73	95	168	3.8	70	0	70	52	6	35	208	4.7



#23 - BRUCE ELLINGTON

JUNIOR | GUARD | 5'9" | 197 | 2 LETTERS
MONCKS CORNER, S.C./BERKELEY

ELLINGTON'S CAREER HIGHS

POINTS
31, at Furman (Dec. 22, 2010)

FIELD GOALS
11, at Furman (Dec. 22, 2010)

FIELD GOAL ATTEMPTS
23, at Furman (Dec. 22, 2010)

3-POINT FIELD GOALS
6, twice, last vs. Vanderbilt (Jan. 8, 2011)

3-POINT FIELD GOAL ATTEMPTS
13, twice, last vs. Tennessee (Feb. 16, 2011)

FREE THROWS
7, vs. Arkansas (Jan. 19, 2011)

FREE THROW ATTEMPTS
11, vs. Arkansas (Jan. 19, 2011)

REBOUNDS
8, vs. WKU (Nov. 27, 2010)

ASSISTS
8, vs. WKU (Nov. 27, 2010)

BLOCKS
1, twice, last vs. Mississippi State (Feb. 29, 2012)

STEALS
4, at Michigan State (Nov. 16, 2010)

MINUTES PLAYED

ELLINGTON'S SEASON HIGHS

POINTS
-

FIELD GOALS
-

FIELD GOAL ATTEMPTS
-

3-POINT FIELD GOALS
-

3-POINT FIELD GOAL ATTEMPTS
-

FREE THROWS
-

FREE THROW ATTEMPTS
-

REBOUNDS
-

ASSISTS
-

BLOCKS
-

STEALS
-

MINUTES PLAYED
-

2012-13

Opponent	Date	GS	Min	FG-FGA	Pct	3FG-FGA	Pct	FT-FTA	Pct	Off	Def	Tot	Avg	PF	FO	A	TO	Blk	Stl	Pts	Avg	
MILWAUKEE	11/11/12	-	-	-	-	-	-	-	-	-	-	-	-	-	-	-	-	-	-	-	-	-
MORGAN STATE	11/16/12	-	-	-	-	-	-	-	-	-	-	-	-	-	-	-	-	-	-	-	-	-
RIDER	11/19/12	-	-	-	-	-	-	-	-	-	-	-	-	-	-	-	-	-	-	-	-	-
ELON	11/21/12	-	-	-	-	-	-	-	-	-	-	-	-	-	-	-	-	-	-	-	-	-
vs. Missouri State	11/24/12	-	-	-	-	-	-	-	-	-	-	-	-	-	-	-	-	-	-	-	-	-
vs. TBA	11/25/12	-	-	-	-	-	-	-	-	-	-	-	-	-	-	-	-	-	-	-	-	-
at St. John's	11/29/12	-	-	-	-	-	-	-	-	-	-	-	-	-	-	-	-	-	-	-	-	-
CLEMSON	12/2/12	-	-	-	-	-	-	-	-	-	-	-	-	-	-	-	-	-	-	-	-	-
JACKSONVILLE ST	12/7/12	-	-	-	-	-	-	-	-	-	-	-	-	-	-	-	-	-	-	-	-	-
APPALACHIAN ST	12/19/12	-	-	-	-	-	-	-	-	-	-	-	-	-	-	-	-	-	-	-	-	-
vs. Manhattan	12/22/12	-	-	-	-	-	-	-	-	-	-	-	-	-	-	-	-	-	-	-	-	-
PRESBYTERIAN	12/29/12	-	-	-	-	-	-	-	-	-	-	-	-	-	-	-	-	-	-	-	-	-
SC STATE	1/5/13	-	-	-	-	-	-	-	-	-	-	-	-	-	-	-	-	-	-	-	-	-
at Miss State	1/9/13	-	-	-	-	-	-	-	-	-	-	-	-	-	-	-	-	-	-	-	-	-
AUBURN	1/12/13	-	-	-	-	-	-	-	-	-	-	-	-	-	-	-	-	-	-	-	-	-
at LSU	1/16/13	-	-	-	-	-	-	-	-	-	-	-	-	-	-	-	-	-	-	-	-	-
VANDERBILT	1/19/13	-	-	-	-	-	-	-	-	-	-	-	-	-	-	-	-	-	-	-	-	-
at Missouri	1/22/13	-	-	-	-	-	-	-	-	-	-	-	-	-	-	-	-	-	-	-	-	-
ARKANSAS	1/26/13	-	-	-	-	-	-	-	-	-	-	-	-	-	-	-	-	-	-	-	-	-
at Florida	1/30/13	-	-	-	-	-	-	-	-	-	-	-	-	-	-	-	-	-	-	-	-	-
GEORGIA	2/2/13	-	-	-	-	-	-	-	-	-	-	-	-	-	-	-	-	-	-	-	-	-
at Kentucky	2/5/13	-	-	-	-	-	-	-	-	-	-	-	-	-	-	-	-	-	-	-	-	-
TENNESSEE	2/10/13	-	-	-	-	-	-	-	-	-	-	-	-	-	-	-	-	-	-	-	-	-
LSU	2/14/13	-	-	-	-	-	-	-	-	-	-	-	-	-	-	-	-	-	-	-	-	-
at Alabama	2/16/13	-	-	-	-	-	-	-	-	-	-	-	-	-	-	-	-	-	-	-	-	-
OLE MISS	2/20/13	-	-	-	-	-	-	-	-	-	-	-	-	-	-	-	-	-	-	-	-	-
at Georgia	2/23/13	-	-	-	-	-	-	-	-	-	-	-	-	-	-	-	-	-	-	-	-	-
MISSOURI	2/28/13	-	-	-	-	-	-	-	-	-	-	-	-	-	-	-	-	-	-	-	-	-
at Texas A&M	3/2/13	-	-	-	-	-	-	-	-	-	-	-	-	-	-	-	-	-	-	-	-	-
MISS STATE	3/6/13	-	-	-	-	-	-	-	-	-	-	-	-	-	-	-	-	-	-	-	-	-
at Vanderbilt	3/9/13	-	-	-	-	-	-	-	-	-	-	-	-	-	-	-	-	-	-	-	-	-

SEASON NOTES

Will join the basketball team at the conclusion of the football season.

CAREER STATISTICS

Season	GP-GS	Min	Avg	FG	FGA	Pct	3FG	3FGA	Pct	FT	FTA	Pct	Off	Def	Tot	Avg	PF	FO	Ast	TO	Blk	Stl	Pts	Avg
2010-11	30-30	928	30.9	138	423	.326	61	198	.308	47	74	.635	25	75	100	3.3	75	0	97	87	0	31	384	12.8
2011-12	24-15	697	29.0	100	280	.357	39	118	.331	26	34	.765	18	37	55	2.3	53	0	74	54	2	16	265	11.0
2012-13																								
Totals	54-45	1625	30.1	238	703	.339	100	316	.316	73	108	.676	43	112	155	2.9	128	0	171	141	2	47	649	12.0

CAREER SEC STATISTICS

Season	GP-GS	Min	Avg	FG	FGA	Pct	3FG	3FGA	Pct	FT	FTA	Pct	Off	Def	Tot	Avg	PF	FO	Ast	TO	Blk	Stl	Pts	Avg
2011	16-16	500	31.3	69	237	.291	31	122	.254	23	35	.657	18	32	50	3.1	41	0	42	43	0	14	192	12.0
2012	16-14	511	31.9	72	209	.344	26	85	.306	18	24	.750	14	28	42	2.6	34	0	58	40	1	14	188	11.8
Totals	32-30	1011	31.6	141	446	.316	57	207	.275	41	59	.694	32	60	92	2.9	75	0	100	83	1	28	380	11.9



#2 - BRIAN RICHARDSON

JUNIOR | GUARD | 6'4" | 175 | 2 LETTERS
WILSON, N.C./GREENFIELD SCHOOL

RICHARDSON'S CAREER HIGHS

POINTS
17, vs. SC State (Jan. 4, 2011)

FIELD GOALS
6, vs. SC State (Jan. 4, 2011)

FIELD GOAL ATTEMPTS
12, vs. Providence (Dec. 1, 2011)

3-POINT FIELD GOALS
5, vs. SC State (Jan. 4, 2011)

3-POINT FIELD GOAL ATTEMPTS
9, twice, last vs. Boston College (Jan. 1, 2011)

FREE THROWS
7, vs. Delaware State (12/1/10)

FREE THROW ATTEMPTS
8, vs. Delaware State (12/1/10)

REBOUNDS
5, vs. USC Upstate (Nov. 23, 2010)

ASSISTS
3, twice, last vs. Delaware State (12/1/10)

BLOCKS
1, 8 times, last vs. Milwaukee (Nov. 11, 2012)

STEALS
2, five times, last vs. Presby. (Dec. 13, 2011)

MINUTES PLAYED
33, at Furman (Dec. 22, 2010)

RICHARDSON'S SEASON HIGHS

POINTS
6, vs. Milwaukee (Nov. 11, 2012)

FIELD GOALS
3, vs. Milwaukee (Nov. 11, 2012)

FIELD GOAL ATTEMPTS
3, vs. Milwaukee (Nov. 11, 2012)

3-POINT FIELD GOALS
-

3-POINT FIELD GOAL ATTEMPTS
-

FREE THROWS
-

FREE THROW ATTEMPTS
-

REBOUNDS
-

ASSISTS
2, vs. Milwaukee (Nov. 11, 2012)

BLOCKS
1, vs. Milwaukee (Nov. 11, 2012)

STEALS
1, vs. Milwaukee (Nov. 11, 2012)

MINUTES PLAYED
20, vs. Milwaukee (Nov. 11, 2012)

2012-13

Opponent	Date	GS	Min	FG-FGA	Pct	3FG-FGA	Pct	FT-FTA	Pct	Off	Def	Tot	Avg	PF	FO	A	TO	Blk	Stl	Pts	Avg
MILWAUKEE	11/11/12		20	3-3	1.000	0-0	.000	0-0	.000	0	0	0	0.0	3	0	2	3	1	1	6	6.0
MORGAN STATE	11/16/12																				
RIDER	11/19/12																				
ELON	11/21/12																				
vs. Missouri State	11/24/12																				
vs. TBA	11/25/12																				
at St. John's	11/29/12																				
CLEMSON	12/2/12																				
JACKSONVILLE ST	12/7/12																				
APPALACHIAN ST	12/19/12																				
vs. Manhattan	12/22/12																				
PRESBYTERIAN	12/29/12																				
SC STATE	1/5/13																				
at Miss State	1/9/13																				
AUBURN	1/12/13																				
at LSU	1/16/13																				
VANDERBILT	1/19/13																				
at Missouri	1/22/13																				
ARKANSAS	1/26/13																				
at Florida	1/30/13																				
GEORGIA	2/2/13																				
at Kentucky	2/5/13																				
TENNESSEE	2/10/13																				
LSU	2/14/13																				
at Alabama	2/16/13																				
OLE MISS	2/20/13																				
at Georgia	2/23/13																				
MISSOURI	2/28/13																				
at Texas A&M	3/2/13																				
MISS STATE	3/6/13																				
at Vanderbilt	3/9/13																				

SEASON NOTES

Scored six points on a perfect 3-of-3 shooting from the field in the season opener vs. Milwaukee (Nov. 11).

CAREER STATISTICS

Season	GP-GS	Min	Avg	FG	FGA	Pct	3FG	3FGA	Pct	FT	FTA	Pct	Off	Def	Tot	Avg	PF	FO	Ast	TO	Blk	Stl	Pts	Avg
2010-11	30-24	582	19.4	53	158	.335	41	122	.336	30	44	.682	5	43	48	1.6	57	1	16	29	6	20	177	5.9
2011-12	25-2	307	12.3	29	97	.299	14	60	.233	7	11	.636	8	17	25	1.0	30	0	10	15	1	6	79	3.2
2012-13	1-0	20	20.0	3	3	1.000	0	0	.000	0	0	.000	0	0	0	0.0	3	0	2	3	1	1	6	6.0
Totals	56-26	909	16.2	85	258	.329	55	182	.302	37	55	.673	13	60	73	1.3	90	1	28	47	8	27	262	4.7

CAREER SEC STATISTICS

Season	GP-GS	Min	Avg	FG	FGA	Pct	3FG	3FGA	Pct	FT	FTA	Pct	Off	Def	Tot	Avg	PF	FO	Ast	TO	Blk	Stl	Pts	Avg
2011	16-11	258	16.1	19	68	.276	16	50	.320	10	18	.556	4	18	22	1.4	31	1	3	15	3	11	64	4.0
2012	10-2	92	9.2	8	27	.296	5	17	.294	5	8	.625	2	3	5	0.5	12	0	1	3	0	1	26	2.6
Totals	26-13	350	13.5	27	95	.284	21	67	.313	15	26	.576	6	21	27	1.0	43	1	4	18	3	12	90	3.5



#33 - RJ SLAWSON

JUNIOR | FORWARD | 6'8" | 220 | 2 LETTERS
CHARLESTON, S.C./FORT DORCHESTER

SLAWSON'S CAREER HIGHS

POINTS
13, vs. North Carolina (Nov. 25, 2011)

FIELD GOALS
6, vs. North Carolina (Nov. 25, 2011)

FIELD GOAL ATTEMPTS
10, vs. North Carolina (Nov. 25, 2011)

3-POINT FIELD GOALS
2, 4 times, last vs. SC State (Jan. 3, 2012)

3-POINT FIELD GOAL ATTEMPTS
4, vs. SC State (Jan. 3, 2012)

FREE THROWS
4, 3 times, last vs. Providence (Dec. 1, 2011)

FREE THROW ATTEMPTS
6, vs. Tenn. State (Nov. 20, 2011)

REBOUNDS
14, vs. North Carolina (Nov. 25, 2011)

ASSISTS
3, vs. SC State (Jan. 3, 2012)

BLOCKS
4, vs. North Carolina (Nov. 25, 2011)

STEALS
3, vs. SC State (Jan. 3, 2012)

MINUTES PLAYED
31, vs. North Carolina (Nov. 25, 2011)

SLAWSON'S SEASON HIGHS

POINTS
-

FIELD GOALS
-

FIELD GOAL ATTEMPTS
1, vs. Milwaukee (Nov. 11, 2012)

3-POINT FIELD GOALS
-

3-POINT FIELD GOAL ATTEMPTS
-

FREE THROWS
-

FREE THROW ATTEMPTS
-

REBOUNDS
2, vs. Milwaukee (Nov. 11, 2012)

ASSISTS
-

BLOCKS
-

STEALS
-

MINUTES PLAYED
14, vs. Milwaukee (Nov. 11, 2012)

2012-13

Opponent	Date	GS	Min	FG-FGA	Pct	3FG-FGA	Pct	FT-FTA	Pct	Off	Def	Tot	Avg	PF	FO	A	TO	Blk	Stl	Pts	Avg
MILWAUKEE	11/11/12	*	14	0-1	.000	0-0	.000	0-0	.000	0	2	2	2.0	1	0	0	0	0	0	0	0.0
MORGAN STATE	11/16/12																				
RIDER	11/19/12																				
ELON	11/21/12																				
vs. Missouri State	11/24/12																				
vs. TBA	11/25/12																				
at St. John's	11/29/12																				
CLEMSON	12/2/12																				
JACKSONVILLE ST	12/7/12																				
APPALACHIAN ST	12/19/12																				
vs. Manhattan	12/22/12																				
PRESBYTERIAN	12/29/12																				
SC STATE	1/5/13																				
at Miss State	1/9/13																				
AUBURN	1/12/13																				
at LSU	1/16/13																				
VANDERBILT	1/19/13																				
at Missouri	1/22/13																				
ARKANSAS	1/26/13																				
at Florida	1/30/13																				
GEORGIA	2/2/13																				
at Kentucky	2/5/13																				
TENNESSEE	2/10/13																				
LSU	2/14/13																				
at Alabama	2/16/13																				
OLE MISS	2/20/13																				
at Georgia	2/23/13																				
MISSOURI	2/28/13																				
at Texas A&M	3/2/13																				
MISS STATE	3/6/13																				
at Vanderbilt	3/9/13																				

SEASON NOTES

Earned the start in season opener vs. Milwaukee (Nov. 11), pulled down just two rebounds in 14 minutes.

CAREER STATISTICS

Season	GP-GS	Min	Avg	FG	FGA	Pct	3FG	3FGA	Pct	FT	FTA	Pct	Off	Def	Tot	Avg	PF	FO	Ast	TO	Blk	Stl	Pts	Avg
2010-11	28-0	252	9.0	24	58	.414	6	19	.316	9	11	.818	22	37	59	2.1	40	1	4	14	5	7	63	2.3
2011-12	31-5	553	17.8	52	119	.437	11	41	.268	23	37	.622	50	73	123	4.0	81	1	18	31	20	23	138	4.5
2012-13	1-1	14	14.0	0	1	.000	0	0	.000	0	0	.000	0	2	2	2.0	1	0	0	0	0	0	0	0.0
Totals	60-6	819	13.7	76	178	.427	17	60	.283	32	48	.667	72	112	184	3.1	122	2	22	45	25	30	201	3.4

CAREER SEC STATISTICS

Season	GP-GS	Min	Avg	FG	FGA	Pct	3FG	3FGA	Pct	FT	FTA	Pct	Off	Def	Tot	Avg	PF	FO	Ast	TO	Blk	Stl	Pts	Avg
2011	15-0	153	10.2	11	32	.344	4	11	.364	4	4	1.000	11	20	31	2.1	27	1	0	4	2	4	30	2.0
2012	16-5	256	16.0	19	46	.413	3	17	.176	9	14	.643	23	27	50	3.1	40	0	7	16	5	10	50	3.1
Totals	31-5	409	13.2	30	78	.384	7	28	.250	13	18	.722	34	47	81	2.6	67	1	7	20	7	14	80	2.6



#5 - ERIC SMITH

JUNIOR | GUARD | 5'11" | 205 | 2 LETTERS
MULLINS, S.C./CHRIST SCHOOL

SMITH'S CAREER HIGHS

POINTS
18, vs. Tenn. State (Nov. 20, 2011)

FIELD GOALS
6, twice, last vs. Providence (Dec. 1, 2011)

FIELD GOAL ATTEMPTS
13, vs. Providence (Dec. 1, 2011)

3-POINT FIELD GOALS
5, vs. Tenn. State (Nov. 20, 2011)

3-POINT FIELD GOAL ATTEMPTS
8, vs. Providence (Dec. 1, 2011)

FREE THROWS
3, vs. Kentucky (Jan. 22, 2011)

FREE THROW ATTEMPTS
4, 3 times, last vs. SE Louis. (Dec. 21, 2011)

REBOUNDS
3, 7 times, last at Kentucky (Jan. 7, 2012)

ASSISTS
7, vs. Ole Miss (Feb. 22, 2011)

BLOCKS
1, vs. Milwaukee (Nov. 12, 2012)

STEALS
2, 5 times, last vs. SE Louis. (Dec. 21, 2011)

MINUTES PLAYED
38, vs. Milwaukee (Nov. 11, 2012)

SMITH'S SEASON HIGHS

POINTS
6, vs. Milwaukee (Nov. 11, 2012)

FIELD GOALS
2, vs. Milwaukee (Nov. 11, 2012)

FIELD GOAL ATTEMPTS
9, vs. Milwaukee (Nov. 11, 2012)

3-POINT FIELD GOALS
-

3-POINT FIELD GOAL ATTEMPTS
1, vs. Milwaukee (Nov. 11, 2012)

FREE THROWS
2, vs. Milwaukee (Nov. 11, 2012)

FREE THROW ATTEMPTS
2, vs. Milwaukee (Nov. 11, 2012)

REBOUNDS
1, vs. Milwaukee (Nov. 11, 2012)

ASSISTS
4, vs. Milwaukee (Nov. 11, 2012)

BLOCKS
1, vs. Milwaukee (Nov. 11, 2012)

STEALS
1, vs. Milwaukee (Nov. 11, 2012)

MINUTES PLAYED
38, vs. Milwaukee (Nov. 11, 2012)

2012-13

Opponent	Date	GS	Min	FG-FGA	Pct	3FG-FGA	Pct	FT-FTA	Pct	Off	Def	Tot	Avg	PF	FO	A	TO	Blk	Stl	Pts	Avg
MILWAUKEE	11/11/12	*	38	2-9	.222	0-1	.000	2-2	1.000	0	1	1	1.0	1	0	4	4	1	1	6	6.0
MORGAN STATE	11/16/12																				
RIDER	11/19/12																				
ELON	11/21/12																				
vs. Missouri State	11/24/12																				
vs. TBA	11/25/12																				
at St. John's	11/29/12																				
CLEMSON	12/2/12																				
JACKSONVILLE ST	12/7/12																				
APPALACHIAN ST	12/19/12																				
vs. Manhattan	12/22/12																				
PRESBYTERIAN	12/29/12																				
SC STATE	1/5/13																				
at Miss State	1/9/13																				
AUBURN	1/12/13																				
at LSU	1/16/13																				
VANDERBILT	1/19/13																				
at Missouri	1/22/13																				
ARKANSAS	1/26/13																				
at Florida	1/30/13																				
GEORGIA	2/2/13																				
at Kentucky	2/5/13																				
TENNESSEE	2/10/13																				
LSU	2/14/13																				
at Alabama	2/16/13																				
OLE MISS	2/20/13																				
at Georgia	2/23/13																				
MISSOURI	2/28/13																				
at Texas A&M	3/2/13																				
MISS STATE	3/6/13																				
at Vanderbilt	3/9/13																				

SEASON NOTES

Solid in season opener vs. Milwaukee (Nov. 11), posting six points and four assists.

CAREER STATISTICS

Season	GP-GS	Min	Avg	FG	FGA	Pct	3FG	3FGA	Pct	FT	FTA	Pct	Off	Def	Tot	Avg	PF	FO	Ast	TO	Blk	Stl	Pts	Avg
2010-11	28-0	371	13.3	20	66	.303	8	35	.229	20	32	.625	6	16	22	0.8	29	0	42	25	0	6	68	2.4
2011-12	28-13	399	14.3	42	102	.412	20	50	.400	11	18	.611	3	23	26	0.9	27	1	33	36	0	11	115	4.1
2012-13	1-1	38	38.0	2	9	.222	0	1	.000	2	2	1.000	0	1	1	1.0	1	0	4	4	1	1	6	6.0
Totals	57-14	808	14.2	64	177	.362	28	86	.326	33	52	.635	9	40	49	0.9	57	1	79	65	1	18	189	3.3

CAREER SEC STATISTICS

Season	GP-GS	Min	Avg	FG	FGA	Pct	3FG	3FGA	Pct	FT	FTA	Pct	Off	Def	Tot	Avg	PF	FO	Ast	TO	Blk	Stl	Pts	Avg
2011	16-0	260	16.3	15	49	.306	6	24	.250	13	17	.765	6	7	13	0.8	18	0	23	15	0	4	49	3.1
2012	13-2	103	7.9	6	26	.231	2	9	.222	6	6	1.000	0	9	9	0.7	4	0	8	8	0	3	20	1.5
Totals	29-2	363	12.5	21	75	.280	8	33	.242	19	23	.826	6	16	22	0.8	22	0	31	23	0	7	69	2.4



#1 - BRENTON WILLIAMS

JUNIOR | GUARD | 5'11" | 175 | 1 LETTER
KISSIMMEE, FLA./OSCEOLA/SANTA FE COLLEGE

WILLIAMS' CAREER HIGHS

- POINTS**
15, at Ole Miss (Jan. 28, 2012)
- FIELD GOALS**
5, 3 times, last vs. Alabama (March 8, 2012)
- FIELD GOAL ATTEMPTS**
9, 3 times, last at Arkansas (Feb. 11, 2012)
- 3-POINT FIELD GOALS**
3, 4 times, last vs. Alabama (March 8, 2012)
- 3-POINT FIELD GOAL ATTEMPTS**
7, twice, last at Arkansas (Feb. 11, 2012)
- FREE THROWS**
8, twice, last vs. Milwaukee (Nov. 11, 2012)
- FREE THROW ATTEMPTS**
8, twice, last vs. Milwaukee (Nov. 11, 2012)
- REBOUNDS**
4, at Florida (Feb. 2, 2012)
- ASSISTS**
2, 4 times, last vs. Alabama (March 8, 2012)
- BLOCKS**
1, twice, last at Florida (Feb. 2, 2012)
- STEALS**
5, vs. Western Carolina (Nov. 11, 2011)
- MINUTES PLAYED**
27, at Ole Miss (Jan. 28, 2012)

WILLIAMS' SEASON HIGHS

- POINTS**
14, vs. Milwaukee (Nov. 11, 2012)
- FIELD GOALS**
3, vs. Milwaukee (Nov. 11, 2012)
- FIELD GOAL ATTEMPTS**
6, vs. Milwaukee (Nov. 11, 2012)
- 3-POINT FIELD GOALS**
-
- 3-POINT FIELD GOAL ATTEMPTS**
2, vs. Milwaukee (Nov. 11, 2012)
- FREE THROWS**
8, vs. Milwaukee (Nov. 11, 2012)
- FREE THROW ATTEMPTS**
8, vs. Milwaukee (Nov. 11, 2012)
- REBOUNDS**
1, vs. Milwaukee (Nov. 11, 2012)
- ASSISTS**
-
- BLOCKS**
-
- STEALS**
1, vs. Milwaukee (Nov. 11, 2012)
- MINUTES PLAYED**
13, vs. Milwaukee (Nov. 1, 2012)

2012-13

Opponent	Date	GS	Min	FG-FGA	Pct	3FG-FGA	Pct	FT-FTA	Pct	Off	Def	Tot	Avg	Pf	FO	A	TO	Blk	Stl	Pts	Avg	
MILWAUKEE	11/11/12		13	3-6	.500	0-2	.000	8-8	1.000	0	1	1	1.0	3	0	0	4	0	1	14	14.0	
MORGAN STATE	11/16/12																					
RIDER	11/19/12																					
ELON	11/21/12																					
vs. Missouri State	11/24/12																					
vs. TBA	11/25/12																					
at St. John's	11/29/12																					
CLEMSON	12/2/12																					
JACKSONVILLE ST	12/7/12																					
APPALACHIAN ST	12/19/12																					
vs. Manhattan	12/22/12																					
PRESBYTERIAN	12/29/12																					
SC STATE	1/5/13																					
at Miss State	1/9/13																					
AUBURN	1/12/13																					
at LSU	1/16/13																					
VANDERBILT	1/19/13																					
at Missouri	1/22/13																					
ARKANSAS	1/26/13																					
at Florida	1/30/13																					
GEORGIA	2/2/13																					
at Kentucky	2/5/13																					
TENNESSEE	2/10/13																					
LSU	2/14/13																					
at Alabama	2/16/13																					
OLE MISS	2/20/13																					
at Georgia	2/23/13																					
MISSOURI	2/28/13																					
at Texas A&M	3/2/13																					
MISS STATE	3/6/13																					
at Vanderbilt	3/9/13																					

SEASON NOTES

Instrumental in season opener win vs. Milwaukee (Nov. 11), scored 14 points, including 12 during overtime to secure the win; was a perfect 8-of-8 from the free throw line in overtime.

CAREER STATISTICS

Season	GP-GS	Min	Avg	FG	FGA	Pct	3FG	3FGA	Pct	FT	FTA	Pct	Off	Def	Tot	Avg	Pf	FO	Ast	TO	Blk	Stl	Pts	Avg
2011-12	23-0	323	14.0	46	117	.393	26	66	.394	23	28	.821	4	15	19	0.8	27	1	13	19	2	15	141	6.1
2012-13	1-0	13	13.0	3	6	.500	0	2	.000	8	8	1.000	0	1	1	1.0	3	0	0	4	0	1	14	14.0
Totals	24-0	336	14.0	49	123	.398	26	68	.82	31	36	.861	4	16	20	0.8	30	1	13	23	2	16	155	6.5

CAREER SEC STATISTICS

Season	GP-GS	Min	Avg	FG	FGA	Pct	3FG	3FGA	Pct	FT	FTA	Pct	Off	Def	Tot	Avg	Pf	FO	Ast	TO	Blk	Stl	Pts	Avg
2012	15-0	230	15.3	32	83	.386	20	50	.400	11	14	.786	4	12	16	1.1	20	1	7	10	2	7	95	6.3



#45 - CARLTON GEATHERS

R-SO. | FORWARD | 6'10" | 255 | 1 LETTER
 GEORGETOWN, S.C./CARVERS BAY

GEATHERS' CAREER HIGHS

POINTS
 4, 3 times, last vs. SC State (Jan. 3, 2012)

FIELD GOALS
 2, twice, last vs. SC State (Jan. 3, 2012)

FIELD GOAL ATTEMPTS
 4, vs. Western Carolina (Nov. 11, 2011)

3-POINT FIELD GOALS
 -

3-POINT FIELD GOAL ATTEMPTS
 -

FREE THROWS
 2, 3 times, last at Tennessee (Feb. 8, 2012)

FREE THROW ATTEMPTS
 2, 6 times, last at Georgia (March 3, 2012)

REBOUNDS
 6, vs. Western Carolina (Nov. 11, 2011)

ASSISTS
 1, vs. SC State (Jan. 3, 2012)

BLOCKS
 3, 3 times, last at Georgia (March 3, 2012)

STEALS
 2, vs. Vanderbilt (Jan. 10, 2012)

MINUTES PLAYED
 21, vs. Tennessee (Feb. 25, 2012)

GEATHERS' SEASON HIGHS

POINTS
 -

FIELD GOALS
 -

FIELD GOAL ATTEMPTS
 -

3-POINT FIELD GOALS
 -

3-POINT FIELD GOAL ATTEMPTS
 -

FREE THROWS
 -

FREE THROW ATTEMPTS
 -

REBOUNDS
 -

ASSISTS
 -

BLOCKS
 -

STEALS
 -

MINUTES PLAYED
 -

2012-13

Opponent	Date	GS	Min	FG-FGA	Pct	3FG-FGA	Pct	FT-FTA	Pct	Off	Def	Tot	Avg	Pf	FO	A	TO	Blk	Stl	Pts	Avg	
MILWAUKEE	11/11/12	-	-	-	-	-	-	-	-	-	-	-	-	-	-	-	-	-	-	-	-	-
MORGAN STATE	11/16/12	-	-	-	-	-	-	-	-	-	-	-	-	-	-	-	-	-	-	-	-	-
RIDER	11/19/12	-	-	-	-	-	-	-	-	-	-	-	-	-	-	-	-	-	-	-	-	-
ELON	11/21/12	-	-	-	-	-	-	-	-	-	-	-	-	-	-	-	-	-	-	-	-	-
vs. Missouri State	11/24/12	-	-	-	-	-	-	-	-	-	-	-	-	-	-	-	-	-	-	-	-	-
vs. TBA	11/25/12	-	-	-	-	-	-	-	-	-	-	-	-	-	-	-	-	-	-	-	-	-
at St. John's	11/29/12	-	-	-	-	-	-	-	-	-	-	-	-	-	-	-	-	-	-	-	-	-
CLEMSON	12/2/12	-	-	-	-	-	-	-	-	-	-	-	-	-	-	-	-	-	-	-	-	-
JACKSONVILLE ST	12/7/12	-	-	-	-	-	-	-	-	-	-	-	-	-	-	-	-	-	-	-	-	-
APPALACHIAN ST	12/19/12	-	-	-	-	-	-	-	-	-	-	-	-	-	-	-	-	-	-	-	-	-
vs. Manhattan	12/22/12	-	-	-	-	-	-	-	-	-	-	-	-	-	-	-	-	-	-	-	-	-
PRESBYTERIAN	12/29/12	-	-	-	-	-	-	-	-	-	-	-	-	-	-	-	-	-	-	-	-	-
SC STATE	1/5/13	-	-	-	-	-	-	-	-	-	-	-	-	-	-	-	-	-	-	-	-	-
at Miss State	1/9/13	-	-	-	-	-	-	-	-	-	-	-	-	-	-	-	-	-	-	-	-	-
AUBURN	1/12/13	-	-	-	-	-	-	-	-	-	-	-	-	-	-	-	-	-	-	-	-	-
at LSU	1/16/13	-	-	-	-	-	-	-	-	-	-	-	-	-	-	-	-	-	-	-	-	-
VANDERBILT	1/19/13	-	-	-	-	-	-	-	-	-	-	-	-	-	-	-	-	-	-	-	-	-
at Missouri	1/22/13	-	-	-	-	-	-	-	-	-	-	-	-	-	-	-	-	-	-	-	-	-
ARKANSAS	1/26/13	-	-	-	-	-	-	-	-	-	-	-	-	-	-	-	-	-	-	-	-	-
at Florida	1/30/13	-	-	-	-	-	-	-	-	-	-	-	-	-	-	-	-	-	-	-	-	-
GEORGIA	2/2/13	-	-	-	-	-	-	-	-	-	-	-	-	-	-	-	-	-	-	-	-	-
at Kentucky	2/5/13	-	-	-	-	-	-	-	-	-	-	-	-	-	-	-	-	-	-	-	-	-
TENNESSEE	2/10/13	-	-	-	-	-	-	-	-	-	-	-	-	-	-	-	-	-	-	-	-	-
LSU	2/14/13	-	-	-	-	-	-	-	-	-	-	-	-	-	-	-	-	-	-	-	-	-
at Alabama	2/16/13	-	-	-	-	-	-	-	-	-	-	-	-	-	-	-	-	-	-	-	-	-
OLE MISS	2/20/13	-	-	-	-	-	-	-	-	-	-	-	-	-	-	-	-	-	-	-	-	-
at Georgia	2/23/13	-	-	-	-	-	-	-	-	-	-	-	-	-	-	-	-	-	-	-	-	-
MISSOURI	2/28/13	-	-	-	-	-	-	-	-	-	-	-	-	-	-	-	-	-	-	-	-	-
at Texas A&M	3/2/13	-	-	-	-	-	-	-	-	-	-	-	-	-	-	-	-	-	-	-	-	-
MISS STATE	3/6/13	-	-	-	-	-	-	-	-	-	-	-	-	-	-	-	-	-	-	-	-	-
at Vanderbilt	3/9/13	-	-	-	-	-	-	-	-	-	-	-	-	-	-	-	-	-	-	-	-	-

SEASON NOTES

Out indefinitely after fracturing knee cap during the summer.

CAREER STATISTICS

Season	GP-GS	Min	Avg	FG	FGA	Pct	3FG	3FGA	Pct	FT	FTA	Pct	Off	Def	Tot	Avg	Pf	FO	Ast	TO	Blk	Stl	Pts	Avg
2011-12	28-1	219	7.8	10	23	.435	0	0	.000	8	12	.667	15	28	43	1.5	24	0	1	7	17	6	28	1.0
2012-13																								

Totals

CAREER SEC STATISTICS

Season	GP-GS	Min	Avg	FG	FGA	Pct	3FG	3FGA	Pct	FT	FTA	Pct	Off	Def	Tot	Avg	Pf	FO	Ast	TO	Blk	Stl	Pts	Avg
2012	13-1	98	7.5	2	7	.286	0	0	.000	5	8	.625	6	7	13	1.0	8	0	0	3	7	5	9	0.7



#32 - DAMIEN LEONARD

SOPHOMORE | GUARD | 6'4" | 190 | 1 LETTER
GREENVILLE. S.C./J.L. MANN

LEONARD'S CAREER HIGHS

POINTS

19, vs. Kentucky (Feb. 4, 2012)

FIELD GOALS

7, vs. Kentucky (Feb. 4, 2012)

FIELD GOAL ATTEMPTS

17, vs. Elon (Nov. 15, 2011)

3-POINT FIELD GOALS

5, vs. North Carolina (Nov. 25, 2011)

3-POINT FIELD GOAL ATTEMPTS

11, twice, last vs. N. Carolina (Nov. 25, 2011)

FREE THROWS

2, 5 times, last at Kentucky (Jan. 7, 2012)

FREE THROW ATTEMPTS

4, vs. Tenn. State (Nov. 20, 2011)

REBOUNDS

4, vs. Tennessee (Feb. 25, 2012)

ASSISTS

3, at Ole Miss (Jan. 28, 2012)

BLOCKS

1, twice, last vs. Georgia (Feb. 15, 2012)

STEALS

2, twice, last vs. Tenn. State (Nov. 20, 2011)

MINUTES PLAYED

37, vs. Alabama (March 8, 2012)

LEONARD'S SEASON HIGHS

POINTS

-

FIELD GOALS

-

FIELD GOAL ATTEMPTS

1, vs. Milwaukee (Nov. 11, 2012)

3-POINT FIELD GOALS

-

3-POINT FIELD GOAL ATTEMPTS

1, vs. Milwaukee (Nov. 11, 2012)

FREE THROWS

-

FREE THROW ATTEMPTS

-

REBOUNDS

1, vs. Milwaukee (Nov. 11, 2012)

ASSISTS

-

BLOCKS

-

STEALS

-

MINUTES PLAYED

5, vs. Milwaukee (Nov. 11, 2012)

2012-13

Opponent	Date	GS	Min	FG-FGA	Pct	3FG-FGA	Pct	FT-FTA	Pct	Off	Def	Tot	Avg	PF	FO	A	TO	Blk	Stl	Pts	Avg
MILWAUKEE	11/11/12	5	0-1	.000	0-1	.000	0-0	.000	1	0	1	1.0	1	0	0	0	0	0	0	0	0.0
MORGAN STATE	11/16/12																				
RIDER	11/19/12																				
ELON	11/21/12																				
vs. Missouri State	11/24/12																				
vs. TBA	11/25/12																				
at St. John's	11/29/12																				
CLEMSON	12/2/12																				
JACKSONVILLE ST	12/7/12																				
APPALACHIAN ST	12/19/12																				
vs. Manhattan	12/22/12																				
PRESBYTERIAN	12/29/12																				
SC STATE	1/5/13																				
at Miss State	1/9/13																				
AUBURN	1/12/13																				
at LSU	1/16/13																				
VANDERBILT	1/19/13																				
at Missouri	1/22/13																				
ARKANSAS	1/26/13																				
at Florida	1/30/13																				
GEORGIA	2/2/13																				
at Kentucky	2/5/13																				
TENNESSEE	2/10/13																				
LSU	2/14/13																				
at Alabama	2/16/13																				
OLE MISS	2/20/13																				
at Georgia	2/23/13																				
MISSOURI	2/28/13																				
at Texas A&M	3/2/13																				
MISS STATE	3/6/13																				
at Vanderbilt	3/9/13																				

SEASON NOTES

Saw action in the season opener vs. Milwaukee (Nov. 11), but continues to recover from surgery on a broken nose.

CAREER STATISTICS

Season	GP-GS	Min	Avg	FG	FGA	Pct	3FG	3FGA	Pct	FT	FTA	Pct	Off	Def	Tot	Avg	PF	FO	Ast	TO	Blk	Stl	Pts	Avg
2011-12	31-20	652	21.0	71	230	.309	54	171	.316	15	25	.600	11	31	42	1.4	45	0	14	36	2	14	211	6.8
2012-13	1-0	5	5.0	0	1	.000	0	1	.000	0	0	.000	1	0	1	1.0	1	0	0	0	0	0	0	0.0
Totals	32-20	657	20.5	71	231	.307	54	172	.314	15	25	.600	12	31	43	1.3	46	0	14	36	2	14	211	6.6

CAREER SEC STATISTICS

Season	GP-GS	Min	Avg	FG	FGA	Pct	3FG	3FGA	Pct	FT	FTA	Pct	Off	Def	Tot	Avg	PF	FO	Ast	TO	Blk	Stl	Pts	Avg
2012	16-12	346	21.6	36	117	.308	25	85	.294	4	7	.571	5	15	20	1.3	22	0	7	14	1	7	101	6.3



#55 - SHANE PHILLIPS

SENIOR | GUARD | 5'10" | 170 | 1 LETTER
PITTSBURGH, PA./WHEELING CENTRAL (W.VA.)

PHILLIPS' CAREER HIGHS

POINTS
 1, vs. SC State (Jan. 3, 2012)
FIELD GOAL ATTEMPTS
 3, vs. SC State (Jan. 3, 2012)
3-POINT FIELD GOAL ATTEMPTS
 2, vs. SC State (Jan. 3, 2012)
FREE THROWS
 1, vs. SC State (Jan. 3, 2012)
FREE THROW ATTEMPTS
 2, vs. SC State (Jan. 3, 2012)
MINUTES PLAYED
 2, vs. SC State (Jan. 3, 2012)

PHILLIPS' SEASON HIGHS

POINTS
 -
FIELD GOALS
 -
FIELD GOAL ATTEMPTS
 -
3-POINT FIELD GOALS
 -
3-POINT FIELD GOAL ATTEMPTS
 -
FREE THROWS
 -
FREE THROW ATTEMPTS
 -
REBOUNDS
 -
ASSISTS
 -
BLOCKS
 -
STEALS
 -
MINUTES PLAYED
 -

2012-13

Opponent	Date	GS	Min	FG-FGA	Pct	3FG-FGA	Pct	FT-FTA	Pct	Off	Def	Tot	Avg	PF	FO	A	TO	Blk	Stl	Pts	Avg	
MILWAUKEE	11/11/12	-	-	-	-	-	-	-	-	-	-	-	-	-	-	-	-	-	-	-	-	-
MORGAN STATE	11/16/12	-	-	-	-	-	-	-	-	-	-	-	-	-	-	-	-	-	-	-	-	-
RIDER	11/19/12	-	-	-	-	-	-	-	-	-	-	-	-	-	-	-	-	-	-	-	-	-
ELON	11/21/12	-	-	-	-	-	-	-	-	-	-	-	-	-	-	-	-	-	-	-	-	-
vs. Missouri State	11/24/12	-	-	-	-	-	-	-	-	-	-	-	-	-	-	-	-	-	-	-	-	-
vs. TBA	11/25/12	-	-	-	-	-	-	-	-	-	-	-	-	-	-	-	-	-	-	-	-	-
at St. John's	11/29/12	-	-	-	-	-	-	-	-	-	-	-	-	-	-	-	-	-	-	-	-	-
CLEMSON	12/2/12	-	-	-	-	-	-	-	-	-	-	-	-	-	-	-	-	-	-	-	-	-
JACKSONVILLE ST	12/7/12	-	-	-	-	-	-	-	-	-	-	-	-	-	-	-	-	-	-	-	-	-
APPALACHIAN ST	12/19/12	-	-	-	-	-	-	-	-	-	-	-	-	-	-	-	-	-	-	-	-	-
vs. Manhattan	12/22/12	-	-	-	-	-	-	-	-	-	-	-	-	-	-	-	-	-	-	-	-	-
PRESBYTERIAN	12/29/12	-	-	-	-	-	-	-	-	-	-	-	-	-	-	-	-	-	-	-	-	-
SC STATE	1/5/13	-	-	-	-	-	-	-	-	-	-	-	-	-	-	-	-	-	-	-	-	-
at Miss State	1/9/13	-	-	-	-	-	-	-	-	-	-	-	-	-	-	-	-	-	-	-	-	-
AUBURN	1/12/13	-	-	-	-	-	-	-	-	-	-	-	-	-	-	-	-	-	-	-	-	-
at LSU	1/16/13	-	-	-	-	-	-	-	-	-	-	-	-	-	-	-	-	-	-	-	-	-
VANDERBILT	1/19/13	-	-	-	-	-	-	-	-	-	-	-	-	-	-	-	-	-	-	-	-	-
at Missouri	1/22/13	-	-	-	-	-	-	-	-	-	-	-	-	-	-	-	-	-	-	-	-	-
ARKANSAS	1/26/13	-	-	-	-	-	-	-	-	-	-	-	-	-	-	-	-	-	-	-	-	-
at Florida	1/30/13	-	-	-	-	-	-	-	-	-	-	-	-	-	-	-	-	-	-	-	-	-
GEORGIA	2/2/13	-	-	-	-	-	-	-	-	-	-	-	-	-	-	-	-	-	-	-	-	-
at Kentucky	2/5/13	-	-	-	-	-	-	-	-	-	-	-	-	-	-	-	-	-	-	-	-	-
TENNESSEE	2/10/13	-	-	-	-	-	-	-	-	-	-	-	-	-	-	-	-	-	-	-	-	-
LSU	2/14/13	-	-	-	-	-	-	-	-	-	-	-	-	-	-	-	-	-	-	-	-	-
at Alabama	2/16/13	-	-	-	-	-	-	-	-	-	-	-	-	-	-	-	-	-	-	-	-	-
OLE MISS	2/20/13	-	-	-	-	-	-	-	-	-	-	-	-	-	-	-	-	-	-	-	-	-
at Georgia	2/23/13	-	-	-	-	-	-	-	-	-	-	-	-	-	-	-	-	-	-	-	-	-
MISSOURI	2/28/13	-	-	-	-	-	-	-	-	-	-	-	-	-	-	-	-	-	-	-	-	-
at Texas A&M	3/2/13	-	-	-	-	-	-	-	-	-	-	-	-	-	-	-	-	-	-	-	-	-
MISS STATE	3/6/13	-	-	-	-	-	-	-	-	-	-	-	-	-	-	-	-	-	-	-	-	-
at Vanderbilt	3/9/13	-	-	-	-	-	-	-	-	-	-	-	-	-	-	-	-	-	-	-	-	-

SEASON NOTES

Did not see game action vs. Milwaukee (Nov. 11).

CAREER STATISTICS

Season	GP-GS	Min	Avg	FG	FGA	Pct	3FG	3FGA	Pct	FT	FTA	Pct	Off	Def	Tot	Avg	PF	FO	Ast	TO	Blk	Stl	Pts	Avg
2011-12	1-0	2	2.0	0	3	.000	0	2	.000	1	2	.500	0	0	0	0.0	0	0	0	1	0	0	1	1.0
2012-13																								
Totals																								



#0 - LASHAY PAGE

**SENIOR | GUARD | 6'2" | 195 | 2 LETTERS
DILLON, S.C./CHIPOLA JC/SOUTHERN MISS.**

PAGE'S CAREER HIGHS

- POINTS**
30, at Colorado State (Nov. 19, 2011)*
- FIELD GOALS**
11, at Colorado State (Nov. 19, 2011)*
- FIELD GOAL ATTEMPTS**
15, 3 times, last vs. New Mexico St. (Dec. 4, 2011)*
- 3-POINT FIELD GOALS**
8, at Colorado State (Nov. 19, 2011)*
- 3-POINT FIELD GOAL ATTEMPTS**
11, three times, last vs. E. Carolina (Jan. 4, 2012)*
- FREE THROWS**
7, at McNeese State (Dec. 31, 2011)*
- FREE THROW ATTEMPTS**
7, at McNeese State (Dec. 31, 2011)*
- REBOUNDS**
10, vs. Memphis (Feb. 1, 2012)*
- ASSISTS**
3, at Rice (Jan. 12, 2011)*
- BLOCKS**
2, vs. Alcorn State (Dec. 1, 2010)*
- STEALS**
2, four times, last at UAB (Feb. 8, 2012)*
- MINUTES PLAYED**
46 vs. Murray State (Nov. 26, 2011)*

* at Southern Mississippi

PAGE'S SEASON HIGHS

- POINTS**
19, vs. Milwaukee (Nov. 11, 2012)
- FIELD GOALS**
7, vs. Milwaukee (Nov. 11, 2012)
- FIELD GOAL ATTEMPTS**
18, vs. Milwaukee (Nov. 11, 2012)
- 3-POINT FIELD GOALS**
-
- 3-POINT FIELD GOAL ATTEMPTS**
6, vs. Milwaukee (Nov. 11, 2012)
- FREE THROWS**
5, vs. Milwaukee (Nov. 11, 2012)
- FREE THROW ATTEMPTS**
7, vs. Milwaukee (Nov. 11, 2012)
- REBOUNDS**
1, vs. Milwaukee (Nov. 11, 2012)
- ASSISTS**
2, vs. Milwaukee (Nov. 11, 2012)
- BLOCKS**
-
- STEALS**
-
- MINUTES PLAYED**
35, vs. Milwaukee (Nov. 11, 2012)

2012-13

Opponent	Date	GS	Min	FG-FGA	Pct	3FG-FGA	Pct	FT-FTA	Pct	Off	Def	Tot	Avg	Pf	Fo	A	To	Blk	Stl	Pts	Avg	
MILWAUKEE	11/11/12	*	35	7-18	.389	0-6	.000	5-7	.714	0	1	1	1.0	0	0	2	1	0	0	19	19.0	
MORGAN STATE	11/16/12																					
RIDER	11/19/12																					
ELON	11/21/12																					
vs. Missouri State	11/24/12																					
vs. TBA	11/25/12																					
at St. John's	11/29/12																					
CLEMSON	12/2/12																					
JACKSONVILLE ST	12/7/12																					
APPALACHIAN ST	12/19/12																					
vs. Manhattan	12/22/12																					
PRESBYTERIAN	12/29/12																					
SC STATE	1/5/13																					
at Miss State	1/9/13																					
AUBURN	1/12/13																					
at LSU	1/16/13																					
VANDERBILT	1/19/13																					
at Missouri	1/22/13																					
ARKANSAS	1/26/13																					
at Florida	1/30/13																					
GEORGIA	2/2/13																					
at Kentucky	2/5/13																					
TENNESSEE	2/10/13																					
LSU	2/14/13																					
at Alabama	2/16/13																					
OLE MISS	2/20/13																					
at Georgia	2/23/13																					
MISSOURI	2/28/13																					
at Texas A&M	3/2/13																					
MISS STATE	3/6/13																					
at Vanderbilt	3/9/13																					

SEASON NOTES

Scored a team high 19 points, while adding two assists in season opener vs. Milwaukee (Nov. 11); scored 17 points in the second half.

CAREER STATISTICS

Season	GP-GS	Min	Avg	FG	FGA	Pct	3FG	3FGA	Pct	FT	FTA	Pct	Off	Def	Tot	Avg	Pf	Fo	Ast	To	Blk	Stl	Pts	Avg
2010-11*	27-1	490	8.1	57	163	.350	33	97	.340	20	33	.606	3	53	56	2.1	36	1	18	23	3	10	167	6.2
2011-12*	33-32	1213	36.8	127	334	.380	75	213	.352	55	67	.821	20	91	111	3.4	63	1	25	36	2	18	384	11.6
2012-13	1-1	35	35.0	7	18	.389	0	6	.000	5	7	.714	0	1	1	1.0	0	0	2	1	0	0	19	19.0
Totals	61-34	1738	28.5	191	515	.370	108	316	.341	80	107	.747	23	145	168	2.8	99	2	45	60	5	28	570	9.3

* at Southern Mississippi



#24 - MICHAEL CARRERA

FRESHMAN | FORWARD | 6'5" | 212 | HS
ANZOÁTEGUI, VENEZUELA/MONTROSE CHRISTIAN

CARRERA'S SEASON HIGHS

POINTS

17, vs. Milwaukee (Nov. 11, 2012)

FIELD GOALS

6, vs. Milwaukee (Nov. 11, 2012)

FIELD GOAL ATTEMPTS

12, vs. Milwaukee (Nov. 11, 2012)

3-POINT FIELD GOALS

-

3-POINT FIELD GOAL ATTEMPTS

-

FREE THROWS

5, vs. Milwaukee (Nov. 11, 2012)

FREE THROW ATTEMPTS

5, vs. Milwaukee (Nov. 11, 2012)

REBOUNDS

15, vs. Milwaukee (Nov. 1, 2012)

ASSISTS

-

BLOCKS

3, vs. Milwaukee (Nov. 11, 2012)

STEALS

-

MINUTES PLAYED

29, vs. Milwaukee (Nov. 11, 2012)

2012-13

Opponent	Date	GS	Min	FG-FGA	Pct	3FG-FGA	Pct	FT-FTA	Pct	Off	Def	Tot	Avg	PF	FO	A	TO	Blk	Stl	Pts	Avg	
MILWAUKEE	11/11/12	*	29	6-12	.500	0-0	.000	5-5	1.000	7	8	15	15.0	4	0	0	2	3	0	17	17.0	
MORGAN STATE	11/16/12																					
RIDER	11/19/12																					
ELON	11/21/12																					
vs. Missouri State	11/24/12																					
vs. TBA	11/25/12																					
at St. John's	11/29/12																					
CLEMSON	12/2/12																					
JACKSONVILLE ST	12/7/12																					
APPALACHIAN ST	12/19/12																					
vs. Manhattan	12/22/12																					
PRESBYTERIAN	12/29/12																					
SC STATE	1/5/13																					
at Miss State	1/9/13																					
AUBURN	1/12/13																					
at LSU	1/16/13																					
VANDERBILT	1/19/13																					
at Missouri	1/22/13																					
ARKANSAS	1/26/13																					
at Florida	1/30/13																					
GEORGIA	2/2/13																					
at Kentucky	2/5/13																					
TENNESSEE	2/10/13																					
LSU	2/14/13																					
at Alabama	2/16/13																					
OLE MISS	2/20/13																					
at Georgia	2/23/13																					
MISSOURI	2/28/13																					
at Texas A&M	3/2/13																					
MISS STATE	3/6/13																					
at Vanderbilt	3/9/13																					

SEASON NOTES

Named the SEC Freshman of the Week on Nov. 12 after posting a double-double with 17 points and 15 rebounds in the season opener vs. Milwaukee (Nov. 11); also blocked a team high three shots.

CAREER STATISTICS

Season	GP-GS	Min	Avg	FG	FGA	Pct	3FG	3FGA	Pct	FT	FTA	Pct	Off	Def	Tot	Avg	PF	FO	Ast	TO	Blk	Stl	Pts	Avg
2012-13	1-1	29	29.0	6	12	.500	0	0	.000	5	5	1.000	7	8	15	15.0	4	0	0	2	3	0	17	17.0



#14 - LAIMONAS CHATKEVICIUS

FRESHMAN | FORWARD | 6'11" | 255 | HS

KLAIPEDA, LITHUANIA/SOUTH KENT SCHOOL (CONN.)

CHATKEVICIUS' SEASON HIGHS

POINTS	-
FIELD GOALS	-
FIELD GOAL ATTEMPTS	-
3-POINT FIELD GOALS	-
3-POINT FIELD GOAL ATTEMPTS	-
FREE THROWS	-
FREE THROW ATTEMPTS	-
REBOUNDS	-
ASSISTS	-
BLOCKS	-
STEALS	-
MINUTES PLAYED	-

2012-13

Opponent	Date	GS	Min	FG-FGA	Pct	3FG-FGA	Pct	FT-FTA	Pct	Off	Def	Tot	Avg	PF	FO	A	TO	Blk	Stl	Pts	Avg	
MILWAUKEE	11/11/12	-	-	-	-	-	-	-	-	-	-	-	-	-	-	-	-	-	-	-	-	-
MORGAN STATE	11/16/12	-	-	-	-	-	-	-	-	-	-	-	-	-	-	-	-	-	-	-	-	-
RIDER	11/19/12	-	-	-	-	-	-	-	-	-	-	-	-	-	-	-	-	-	-	-	-	-
ELON	11/21/12	-	-	-	-	-	-	-	-	-	-	-	-	-	-	-	-	-	-	-	-	-
vs. Missouri State	11/24/12	-	-	-	-	-	-	-	-	-	-	-	-	-	-	-	-	-	-	-	-	-
vs. TBA	11/25/12	-	-	-	-	-	-	-	-	-	-	-	-	-	-	-	-	-	-	-	-	-
at St. John's	11/29/12	-	-	-	-	-	-	-	-	-	-	-	-	-	-	-	-	-	-	-	-	-
CLEMSON	12/2/12	-	-	-	-	-	-	-	-	-	-	-	-	-	-	-	-	-	-	-	-	-
JACKSONVILLE ST	12/7/12	-	-	-	-	-	-	-	-	-	-	-	-	-	-	-	-	-	-	-	-	-
APPALACHIAN ST	12/19/12	-	-	-	-	-	-	-	-	-	-	-	-	-	-	-	-	-	-	-	-	-
vs. Manhattan	12/22/12	-	-	-	-	-	-	-	-	-	-	-	-	-	-	-	-	-	-	-	-	-
PRESBYTERIAN	12/29/12	-	-	-	-	-	-	-	-	-	-	-	-	-	-	-	-	-	-	-	-	-
SC STATE	1/5/13	-	-	-	-	-	-	-	-	-	-	-	-	-	-	-	-	-	-	-	-	-
at Miss State	1/9/13	-	-	-	-	-	-	-	-	-	-	-	-	-	-	-	-	-	-	-	-	-
AUBURN	1/12/13	-	-	-	-	-	-	-	-	-	-	-	-	-	-	-	-	-	-	-	-	-
at LSU	1/16/13	-	-	-	-	-	-	-	-	-	-	-	-	-	-	-	-	-	-	-	-	-
VANDERBILT	1/19/13	-	-	-	-	-	-	-	-	-	-	-	-	-	-	-	-	-	-	-	-	-
at Missouri	1/22/13	-	-	-	-	-	-	-	-	-	-	-	-	-	-	-	-	-	-	-	-	-
ARKANSAS	1/26/13	-	-	-	-	-	-	-	-	-	-	-	-	-	-	-	-	-	-	-	-	-
at Florida	1/30/13	-	-	-	-	-	-	-	-	-	-	-	-	-	-	-	-	-	-	-	-	-
GEORGIA	2/2/13	-	-	-	-	-	-	-	-	-	-	-	-	-	-	-	-	-	-	-	-	-
at Kentucky	2/5/13	-	-	-	-	-	-	-	-	-	-	-	-	-	-	-	-	-	-	-	-	-
TENNESSEE	2/10/13	-	-	-	-	-	-	-	-	-	-	-	-	-	-	-	-	-	-	-	-	-
LSU	2/14/13	-	-	-	-	-	-	-	-	-	-	-	-	-	-	-	-	-	-	-	-	-
at Alabama	2/16/13	-	-	-	-	-	-	-	-	-	-	-	-	-	-	-	-	-	-	-	-	-
OLE MISS	2/20/13	-	-	-	-	-	-	-	-	-	-	-	-	-	-	-	-	-	-	-	-	-
at Georgia	2/23/13	-	-	-	-	-	-	-	-	-	-	-	-	-	-	-	-	-	-	-	-	-
MISSOURI	2/28/13	-	-	-	-	-	-	-	-	-	-	-	-	-	-	-	-	-	-	-	-	-
at Texas A&M	3/2/13	-	-	-	-	-	-	-	-	-	-	-	-	-	-	-	-	-	-	-	-	-
MISS STATE	3/6/13	-	-	-	-	-	-	-	-	-	-	-	-	-	-	-	-	-	-	-	-	-
at Vanderbilt	3/9/13	-	-	-	-	-	-	-	-	-	-	-	-	-	-	-	-	-	-	-	-	-

SEASON NOTES

Will miss the first six games of the 2012-13 season, as the NCAA has determined that he received impermissible benefits from his host family prior to enrolling at the University of South Carolina.

CAREER STATISTICS

Season	GP-GS	Min	Avg	FG	FGA	Pct	3FG	3FGA	Pct	FT	FTA	Pct	Off	Def	Tot	Avg	PF	FO	Ast	TO	Blk	Stl	Pts	Avg
2012-13																								



#12 - AUSTIN CONSTABLE

FRESHMAN | GUARD | 6'0" | 175 | HS
WEST CHESTER, PA./HENDERSON

CONSTABLE'S SEASON HIGHS

POINTS
-
FIELD GOALS
-
FIELD GOAL ATTEMPTS
-
3-POINT FIELD GOALS
-
3-POINT FIELD GOAL ATTEMPTS
-
FREE THROWS
-
FREE THROW ATTEMPTS
-
REBOUNDS
-
ASSISTS
-
BLOCKS
-
STEALS
-
MINUTES PLAYED
-

2012-13

Opponent	Date	GS	Min	FG-FGA	Pct	3FG-FGA	Pct	FT-FTA	Pct	Off	Def	Tot	Avg	PF	FO	A	TO	Blk	Stl	Pts	Avg	
MILWAUKEE	11/11/12	-	-	-	-	-	-	-	-	-	-	-	-	-	-	-	-	-	-	-	-	-
MORGAN STATE	11/16/12	-	-	-	-	-	-	-	-	-	-	-	-	-	-	-	-	-	-	-	-	-
RIDER	11/19/12	-	-	-	-	-	-	-	-	-	-	-	-	-	-	-	-	-	-	-	-	-
ELON	11/21/12	-	-	-	-	-	-	-	-	-	-	-	-	-	-	-	-	-	-	-	-	-
vs. Missouri State	11/24/12	-	-	-	-	-	-	-	-	-	-	-	-	-	-	-	-	-	-	-	-	-
vs. TBA	11/25/12	-	-	-	-	-	-	-	-	-	-	-	-	-	-	-	-	-	-	-	-	-
at St. John's	11/29/12	-	-	-	-	-	-	-	-	-	-	-	-	-	-	-	-	-	-	-	-	-
CLEMSON	12/2/12	-	-	-	-	-	-	-	-	-	-	-	-	-	-	-	-	-	-	-	-	-
JACKSONVILLE ST	12/7/12	-	-	-	-	-	-	-	-	-	-	-	-	-	-	-	-	-	-	-	-	-
APPALACHIAN ST	12/19/12	-	-	-	-	-	-	-	-	-	-	-	-	-	-	-	-	-	-	-	-	-
vs. Manhattan	12/22/12	-	-	-	-	-	-	-	-	-	-	-	-	-	-	-	-	-	-	-	-	-
PRESBYTERIAN	12/29/12	-	-	-	-	-	-	-	-	-	-	-	-	-	-	-	-	-	-	-	-	-
SC STATE	1/5/13	-	-	-	-	-	-	-	-	-	-	-	-	-	-	-	-	-	-	-	-	-
at Miss State	1/9/13	-	-	-	-	-	-	-	-	-	-	-	-	-	-	-	-	-	-	-	-	-
AUBURN	1/12/13	-	-	-	-	-	-	-	-	-	-	-	-	-	-	-	-	-	-	-	-	-
at LSU	1/16/13	-	-	-	-	-	-	-	-	-	-	-	-	-	-	-	-	-	-	-	-	-
VANDERBILT	1/19/13	-	-	-	-	-	-	-	-	-	-	-	-	-	-	-	-	-	-	-	-	-
at Missouri	1/22/13	-	-	-	-	-	-	-	-	-	-	-	-	-	-	-	-	-	-	-	-	-
ARKANSAS	1/26/13	-	-	-	-	-	-	-	-	-	-	-	-	-	-	-	-	-	-	-	-	-
at Florida	1/30/13	-	-	-	-	-	-	-	-	-	-	-	-	-	-	-	-	-	-	-	-	-
GEORGIA	2/2/13	-	-	-	-	-	-	-	-	-	-	-	-	-	-	-	-	-	-	-	-	-
at Kentucky	2/5/13	-	-	-	-	-	-	-	-	-	-	-	-	-	-	-	-	-	-	-	-	-
TENNESSEE	2/10/13	-	-	-	-	-	-	-	-	-	-	-	-	-	-	-	-	-	-	-	-	-
LSU	2/14/13	-	-	-	-	-	-	-	-	-	-	-	-	-	-	-	-	-	-	-	-	-
at Alabama	2/16/13	-	-	-	-	-	-	-	-	-	-	-	-	-	-	-	-	-	-	-	-	-
OLE MISS	2/20/13	-	-	-	-	-	-	-	-	-	-	-	-	-	-	-	-	-	-	-	-	-
at Georgia	2/23/13	-	-	-	-	-	-	-	-	-	-	-	-	-	-	-	-	-	-	-	-	-
MISSOURI	2/28/13	-	-	-	-	-	-	-	-	-	-	-	-	-	-	-	-	-	-	-	-	-
at Texas A&M	3/2/13	-	-	-	-	-	-	-	-	-	-	-	-	-	-	-	-	-	-	-	-	-
MISS STATE	3/6/13	-	-	-	-	-	-	-	-	-	-	-	-	-	-	-	-	-	-	-	-	-
at Vanderbilt	3/9/13	-	-	-	-	-	-	-	-	-	-	-	-	-	-	-	-	-	-	-	-	-

SEASON NOTES

Did not see game action vs. Milwaukee (Nov. 11).

CAREER STATISTICS

Season	GP-GS	Min	Avg	FG	FGA	Pct	3FG	3FGA	Pct	FT	FTA	Pct	Off	Def	Tot	Avg	PF	FO	Ast	TO	Blk	Stl	Pts	Avg
2012-13																								



#25 - MINDAUGAS KACINAS

FRESHMAN | FORWARD | 6'7" | 210 | HS

KLAIPEDA, LITHUANIA/WORD OF LIFE FIRE TRADITIONAL SCHOOL

KACINAS' SEASON HIGHS

POINTS

8, vs. Milwaukee (Nov. 11, 2012)

FIELD GOALS

1, vs. Milwaukee (Nov. 11, 2012)

FIELD GOAL ATTEMPTS

3, vs. Milwaukee (Nov. 11, 2012)

3-POINT FIELD GOALS

-

3-POINT FIELD GOAL ATTEMPTS

1, vs. Milwaukee (Nov. 11, 2012)

FREE THROWS

6, vs. Milwaukee (Nov. 11, 2012)

FREE THROW ATTEMPTS

8, vs. Milwaukee (Nov. 11, 2012)

REBOUNDS

13, vs. Milwaukee (Nov. 11, 2012)

ASSISTS

3, vs. Milwaukee (Nov. 11, 2012)

BLOCKS

1, vs. Milwaukee (Nov. 11, 2012)

STEALS

1, vs. Milwaukee (Nov. 11, 2012)

MINUTES PLAYED

31, vs. Milwaukee (Nov. 11, 2012)

2012-13

Opponent	Date	GS	Min	FG-FGA	Pct	3FG-FGA	Pct	FT-FTA	Pct	Off	Def	Tot	Avg	Pf	FO	A	TO	Blk	Stl	Pts	Avg	
MILWAUKEE	11/11/12		31	1-3	.333	0-1	1.000	6-8	.750	6	7	13	13.0	2	0	3	1	1	1	8	8.0	
MORGAN STATE	11/16/12																					
RIDER	11/19/12																					
ELON	11/21/12																					
vs. Missouri State	11/24/12																					
vs. TBA	11/25/12																					
at St. John's	11/29/12																					
CLEMSON	12/2/12																					
JACKSONVILLE ST	12/7/12																					
APPALACHIAN ST	12/19/12																					
vs. Manhattan	12/22/12																					
PRESBYTERIAN	12/29/12																					
SC STATE	1/5/13																					
at Miss State	1/9/13																					
AUBURN	1/12/13																					
at LSU	1/16/13																					
VANDERBILT	1/19/13																					
at Missouri	1/22/13																					
ARKANSAS	1/26/13																					
at Florida	1/30/13																					
GEORGIA	2/2/13																					
at Kentucky	2/5/13																					
TENNESSEE	2/10/13																					
LSU	2/14/13																					
at Alabama	2/16/13																					
OLE MISS	2/20/13																					
at Georgia	2/23/13																					
MISSOURI	2/28/13																					
at Texas A&M	3/2/13																					
MISS STATE	3/6/13																					
at Vanderbilt	3/9/13																					

SEASON NOTES

Collected 13 rebounds, including six on the offensive glass, and tied the contest with 18 seconds remaining in regulation on two free throws to send the game to overtime in season opener win vs. Milwaukee (Nov. 11).

CAREER STATISTICS

Season	GP-GS	Min	Avg	FG	FGA	Pct	3FG	3FGA	Pct	FT	FTA	Pct	Off	Def	Tot	Avg	Pf	FO	Ast	TO	Blk	Stl	Pts	Avg
2012-13	1-0	31	31.0	1	3	.333	0	1	.000	6	8	.750	6	7	13	13.0	2	0	3	1	1	1	8	8.0



#35 - BRIAN STEELE

FRESHMAN | FORWARD | 6'5" | 196 | HS
GREENVILLE, S.C./WADE HAMPTON SCHOOL

STEELE'S SEASON HIGHS

POINTS
-
FIELD GOALS
-
FIELD GOAL ATTEMPTS
-
3-POINT FIELD GOALS
-
3-POINT FIELD GOAL ATTEMPTS
-
FREE THROWS
-
FREE THROW ATTEMPTS
-
REBOUNDS
-
ASSISTS
-
BLOCKS
-
STEALS
-
MINUTES PLAYED
-

2012-13

Opponent	Date	GS	Min	FG-FGA	Pct	3FG-FGA	Pct	FT-FTA	Pct	Off	Def	Tot	Avg	PF	FO	A	TO	Blk	Stl	Pts	Avg	
MILWAUKEE	11/11/12	-	-	-	-	-	-	-	-	-	-	-	-	-	-	-	-	-	-	-	-	-
MORGAN STATE	11/16/12	-	-	-	-	-	-	-	-	-	-	-	-	-	-	-	-	-	-	-	-	-
RIDER	11/19/12	-	-	-	-	-	-	-	-	-	-	-	-	-	-	-	-	-	-	-	-	-
ELON	11/21/12	-	-	-	-	-	-	-	-	-	-	-	-	-	-	-	-	-	-	-	-	-
vs. Missouri State	11/24/12	-	-	-	-	-	-	-	-	-	-	-	-	-	-	-	-	-	-	-	-	-
vs. TBA	11/25/12	-	-	-	-	-	-	-	-	-	-	-	-	-	-	-	-	-	-	-	-	-
at St. John's	11/29/12	-	-	-	-	-	-	-	-	-	-	-	-	-	-	-	-	-	-	-	-	-
CLEMSON	12/2/12	-	-	-	-	-	-	-	-	-	-	-	-	-	-	-	-	-	-	-	-	-
JACKSONVILLE ST	12/7/12	-	-	-	-	-	-	-	-	-	-	-	-	-	-	-	-	-	-	-	-	-
APPALACHIAN ST	12/19/12	-	-	-	-	-	-	-	-	-	-	-	-	-	-	-	-	-	-	-	-	-
vs. Manhattan	12/22/12	-	-	-	-	-	-	-	-	-	-	-	-	-	-	-	-	-	-	-	-	-
PRESBYTERIAN	12/29/12	-	-	-	-	-	-	-	-	-	-	-	-	-	-	-	-	-	-	-	-	-
SC STATE	1/5/13	-	-	-	-	-	-	-	-	-	-	-	-	-	-	-	-	-	-	-	-	-
at Miss State	1/9/13	-	-	-	-	-	-	-	-	-	-	-	-	-	-	-	-	-	-	-	-	-
AUBURN	1/12/13	-	-	-	-	-	-	-	-	-	-	-	-	-	-	-	-	-	-	-	-	-
at LSU	1/16/13	-	-	-	-	-	-	-	-	-	-	-	-	-	-	-	-	-	-	-	-	-
VANDERBILT	1/19/13	-	-	-	-	-	-	-	-	-	-	-	-	-	-	-	-	-	-	-	-	-
at Missouri	1/22/13	-	-	-	-	-	-	-	-	-	-	-	-	-	-	-	-	-	-	-	-	-
ARKANSAS	1/26/13	-	-	-	-	-	-	-	-	-	-	-	-	-	-	-	-	-	-	-	-	-
at Florida	1/30/13	-	-	-	-	-	-	-	-	-	-	-	-	-	-	-	-	-	-	-	-	-
GEORGIA	2/2/13	-	-	-	-	-	-	-	-	-	-	-	-	-	-	-	-	-	-	-	-	-
at Kentucky	2/5/13	-	-	-	-	-	-	-	-	-	-	-	-	-	-	-	-	-	-	-	-	-
TENNESSEE	2/10/13	-	-	-	-	-	-	-	-	-	-	-	-	-	-	-	-	-	-	-	-	-
LSU	2/14/13	-	-	-	-	-	-	-	-	-	-	-	-	-	-	-	-	-	-	-	-	-
at Alabama	2/16/13	-	-	-	-	-	-	-	-	-	-	-	-	-	-	-	-	-	-	-	-	-
OLE MISS	2/20/13	-	-	-	-	-	-	-	-	-	-	-	-	-	-	-	-	-	-	-	-	-
at Georgia	2/23/13	-	-	-	-	-	-	-	-	-	-	-	-	-	-	-	-	-	-	-	-	-
MISSOURI	2/28/13	-	-	-	-	-	-	-	-	-	-	-	-	-	-	-	-	-	-	-	-	-
at Texas A&M	3/2/13	-	-	-	-	-	-	-	-	-	-	-	-	-	-	-	-	-	-	-	-	-
MISS STATE	3/6/13	-	-	-	-	-	-	-	-	-	-	-	-	-	-	-	-	-	-	-	-	-
at Vanderbilt	3/9/13	-	-	-	-	-	-	-	-	-	-	-	-	-	-	-	-	-	-	-	-	-

SEASON NOTES

Suspended per athletic department policy.

CAREER STATISTICS

Season	GP-GS	Min	Avg	FG	FGA	Pct	3FG	3FGA	Pct	FT	FTA	Pct	Off	Def	Tot	Avg	PF	FO	Ast	TO	Blk	Stl	Pts	Avg
2012-13																								

THE LAST TIME...

AN INDIVIDUAL PLAYER...

Scored 20 or more points:	South Carolina: Bruce Ellington (20) vs. Vanderbilt, Jan. 10, 2012 in Columbia, S.C. Opponent: Jordan Aaron (28), Milwaukee, Nov. 11, 2012, in Columbia, S.C.
Scored 30 or more points:	South Carolina: Bruce Ellington, 31, at Furman, Dec. 22, 2010 in Greenville, S.C. Opponent: Deshaun Thomas, 30, Ohio State, Dec. 17, 2011 in Columbia, S.C.
Scored 35 or more points:	South Carolina: Devan Downey, 36 at Florida, Jan. 23, 2010 in Gainesville, Fla. Opponent: Joe Crawford (Kentucky), 35, March 5, 2008 in Columbia
Scored 40 or more points:	South Carolina: N/A thru 1992-93 season Opponent: Austin Carr (Notre Dame), 43, Dec. 30, 1969 in New Orleans, La.
Collected 20 or more rebounds:	South Carolina: Emmett Hall, 23 vs. College of Charleston, Dec. 22, 1993 in Columbia Opponent: Ekpe Udoh (Baylor), 20, Jan. 2, 2010 in Columbia
Collected 15 or more rebounds:	South Carolina: Michael Carrera (15), vs. Milwaukee, Nov. 11, 2012 Opponent: Jared Sullinger (Ohio State), 19, Dec. 18, 2010 in Columbus, Ohio
Made 12 or more field goals:	South Carolina: Devan Downey, 12 vs. Georgia, Jan. 30, 2010 in Columbia Opponent: Deshaun Thomas, 13, Ohio State, Dec. 17, 2011 in Columbia, S.C.
Made 10 or more field goals:	South Carolina: Bruce Ellington, 11 vs. Furman, Dec. 22, 2010 in Greenville, S.C. Opponent: Deshaun Thomas, 13, Ohio State, Dec. 17, 2011 in Columbia, S.C.
Attempted 20 or more field goals:	South Carolina: Bruce Ellington (20) vs. Tennessee, Feb 25, 2012, in Columbia, S.C. Opponent: Zach Graham (20), Ole Miss, Feb. 22, 2011 in Columbia
Attempted 25 or more field goals:	South Carolina: Devan Downey, 25, at Kentucky, Feb. 25, 2010 in Lexington, Ky. Opponent: Kemmy Burgess (Alaska-Anchorage), 26, Nov. 24, 2005 in Anchorage, AK
Dished 10 or more assists:	South Carolina: Devan Downey, 11, vs. LSU, March 13, 2008 in Atlanta, Ga. Opponent: 11, Dee Bost, Mississippi State, Feb. 29, 2012 in Columbia, S.C.
Swiped 5 or more steals:	South Carolina: Brenton Williams, 5, vs. Western Carolina, Nov. 11, 2011 in Columbia Opponent: 6, Kendall Marshall, North Carolina, Nov. 25, 2011 in Las Vegas, Nevada
Blocked 5 or more shots:	South Carolina: Damontre Harris, 5, vs. Georgia, Feb. 15, 2012 in Columbia, S.C. Opponent: Festus Ezeli (5), Vanderbilt, Feb. 22, 2012, in Nashville, Tenn.
Made 5 or more 3-point field goals:	South Carolina: Bruce Ellington (5) vs. Wofford, Dec. 28, 2011 in Columbia, S.C. Opponent: Jordan Aaron (7), Milwaukee, Nov. 11, 2012 in Columbia, S.C.
Attempted 8 or more 3-point field goals:	South Carolina: Damien Leonard (10), vs. Alabama, March 8, 2012 Opponent: Jordan Aaron (14), Milwaukee, Nov. 11, 2012 in Columbia, S.C.
Made 10 or more free throws:	South Carolina: Malik Cooke, 10, vs. Miss Valley State, Nov. 22, 2011 in Columbia, S.C. Opponent: Gerard Coleman (10), Providence, Dec. 1, 2011 in Columbia, S.C.
Attempted 15 or more free throws:	South Carolina: Mike Boynton (19) vs. Arkansas, March 11, 2004 in Atlanta, Ga. Opponent: Amu Saaka (Furman), 14, Dec. 22, 2010 in Greenville, S.C.
Played all 40 minutes of regulation:	South Carolina: Devan Downey, 40, vs. Tennessee, March 14, 2008 in Atlanta, Ga. Opponent: Brad Loesing & Kevin Giltner, Wofford, Dec. 28, 2011 in Columbia, S.C.
A player hit a last-second shot to win a game:	South Carolina: Bruce Ellington vs. Alabama (Jan. 25, 2012) in Columbia, S.C. Opponent: Brian Bryant, Mississippi State, Feb. 29, 2012 in Columbia, S.C.
A player had a double-double:	South Carolina: Michael Carrera (17 points, 15 rebounds), vs. Milwaukee, Nov. 11, 2012 in Columbia, S.C. Opponent: James Haarsma (14 points, 10 rebounds), Milwaukee, Nov. 11, 2012 in Columbia, S.C.
Two or more players had a double-double:	South Carolina: Dominique Archie (12 points, 10 rebounds) & Mike Holmes (14 points, 13 rebounds) vs. Winthrop, Nov. 16, 2008 in Columbia Opponent: Renardo Sidney (12 points, 14 rebounds), Arnett Moultrie (15 points, 12 rebounds), Mississippi State, Feb. 29, 2012 in Columbia, S.C.
A player had a triple-double:	South Carolina: Sam Muldrow (16 points, 14 rebounds, 10 blocks) vs. Vanderbilt, Jan. 8, 2011 in Columbia *** Only second triple-double in South Carolina history (Chuck Eidson (25 points, 10 rebounds, 10 assists), vs. SC State, Nov. 29, 2002 in Columbia) Opponent: Daniel Hackett (Southern California - 22 points, 10 rebounds, 10 assists), Nov. 17, 2007 in Columbia
Scored 30 or more points in back-to-back games:	South Carolina: Devan Downey, 30 vs. Kentucky (Jan. 26, 2010) in Columbia 33 vs. Georgia (Jan. 30, 2010) in Columbia
Scored 25 or more points in back-to-back games:	South Carolina: Devan Downey, 33 vs. Georgia (Jan. 30, 2010) in Columbia 26 at Tennessee (Feb. 6, 2010) in Knoxville, Tenn.

A TEAM...

Scored 100 or more points:	South Carolina: 103 vs. The Citadel (Nov. 12, 2007) in Columbia Opponent: 107, Vanderbilt (Feb. 17, 1996) in Nashville, Tenn.
Scored 50 points or less:	South Carolina: 48 at Vanderbilt, Feb. 22, 2012, in Nashville, Tenn. Opponent: 45, Wofford, Dec. 28, 2011 in Columbia, S.C.
Scored 50 points in a half:	South Carolina: 51 (2nd half; Nov. 12, 2010) vs. Elon in Columbia Opponent: 52 (1st half), Kentucky, Feb. 4, 2012, in Columbia, S.C.
Failed to score 25 points in a half:	South Carolina: 23 (1st half) vs. Milwaukee, Nov. 11, 2012 in Columbia, S.C. Opponent: 22 (1st half), Vanderbilt, Feb. 22, 2012, in Nashville, Tenn.

Collected 50 or more rebounds:	South Carolina: 53 vs. WKU, Nov. 27, 2010 in Bowling Green, Ky. Opponent: 52, WKU, Nov. 27, 2010 in Bowling Green, Ky.
Shot 60% or better from the field:	South Carolina: 60.8% (31-51) at Western Carolina (Nov. 18, 2005) in Cullowhee, N.C. Opponent: 61.1% (33-54), Vanderbilt (Jan. 16, 2010) in Columbia
Shot 50% or better from the field:	South Carolina: 50.0% (28-56) vs. SC State, Jan. 3, 2012 in Columbia, S.C. Opponent: 52.2% (24-46), Tennessee, Feb 25, 2012, in Columbia, S.C.
Shot less than 30% from the field:	South Carolina: 29.9% (20-67) vs. Ole Miss, March 10, 2011 in Atlanta, Ga. Opponent: 25.9% (15-58), USC Upstate (Nov. 23, 2010) in Columbia
Shot 50% or better from 3-point range (at least 10 attempts):	South Carolina: 55.0% (11-20) vs. Wofford, Dec. 28, 2011 Opponent: 50.0% (5-10), LSU, Feb. 18, 2012 in Columbia, S.C.
Shot 20% or less from 3-point range (at least 10 attempts):	South Carolina: 0.0% (0-11), vs. Milwaukee, Nov. 11, 2012 in Columbia, S.C. Opponent: 20.0% (3-15), SC State, Jan. 3, 2012 in Columbia, S.C.
Dished 20 or more assists:	South Carolina: 23 vs. Elon (Nov. 12, 2010) in Columbia Opponent: 22, vs. North Carolina, Nov. 25, 2011 in Las Vegas, Nevada
Made 35 or more shots:	South Carolina: 35 vs. Elon (Nov. 19, 2010) in Columbia Opponent: 35, Tennessee (March 5, 2009) in Columbia
Attempted 80 or more shots:	South Carolina: 83 vs. WKU (Nov. 27, 2010) in Bowling Green, Ky. Opponent: 83, LSU (Feb. 10, 1996) in Columbia
Attempted 70 or more shots:	South Carolina: 72, vs. Providence, Dec. 1, 2011 in Columbia Opponent: 79, WKU (Nov. 27, 2010) in Bowling Green, Ky.
Made 10 or more 3-pointers:	South Carolina: 10, vs. Mississippi State, Feb. 29, 2012 in Columbia, S.C. Opponent: 14, Milwaukee, Nov. 11, 2012 in Columbia, S.C.
Did not make a 3-pointer:	South Carolina: 0, vs. Milwaukee, Nov. 11, 2012 in Columbia, S.C. Opponent: 0, Alabama (Jan. 12, 2011) in Tuscaloosa, Ala.
Attempted 30 or more 3-pointers:	South Carolina: 31 vs. Alabama, Jan. 25, 2012 in Columbia, S.C. Opponent: 33, Milwaukee, Nov. 11, 2012 in Columbia, S.C.
Attempted 25 or more 3-pointers:	South Carolina: 25, at Arkansas, Feb. 11, 2012 in Fayetteville, Ark. Opponent: 33, Milwaukee, Nov. 11, 2012 in Columbia, S.C.
Made 30 or more free throws:	South Carolina: 32 vs. Vanderbilt (Jan. 28, 2009) in Columbia Opponent: 31, Florida (Feb. 3, 2009) in Gainesville, Fla.
Attempted 40 or more free throws:	South Carolina: 44 vs. Georgia Southern (Nov. 16, 2009) in Columbia Opponent: 40, Florida (Feb. 3, 2009) in Gainesville, Fla.
Swiped 15 or more steals:	South Carolina: 15 vs. Vanderbilt (Jan. 16, 2010) in Columbia Opponent: 17, Indiana (Nov. 8, 1998) in Indianapolis, Ind.
Blocked 12 or more shots:	South Carolina: 12, vs. Vanderbilt, Jan. 8, 2011 in Columbia Opponent: 13, Syracuse (Jan. 21, 1999) in Syracuse, N.Y.
Blocked 8 or more shots:	South Carolina: 8, vs. Georgia, Feb. 15, 2012 in Columbia, S.C. Opponent: 9, Vanderbilt, Feb. 22, 2012, in Nashville, Tenn.
Won by 30 or more points:	South Carolina: 35 vs. SC State (91-56), Jan. 4, 2011 in Columbia Opponent: 34, 86-52, Kentucky, Feb. 4, 2012, in Columbia, S.C.
Won by 20 or more points:	South Carolina: 28 vs. SC State, Jan. 3, 2012 in Columbia, S.C. Opponent: 34, 86-52, Kentucky, Feb. 4, 2012, in Columbia, S.C.
Played a single overtime game:	Win: 82-75 vs. Milwaukee, Nov. 11, 2012, in Columbia, S.C. Loss: 69-67, vs. Mississippi State, Feb. 29, 2012 in Columbia, S.C.
Played a double overtime game:	Win: 87-85 vs. WKU (Nov. 27, 2010) in Bowling Green, Ky. Loss: 98-88 vs. Louisville (Feb. 20, 1988) in Columbia
South Carolina played a No. 1 Team in the country:	Win: 68-62 vs. Kentucky (Jan. 26, 2010) in Columbia Loss: 86-52 loss vs. No. 1/1 Kentucky, Feb. 4, 2012, in Columbia, S.C.
South Carolina played a top-5 opponent:	Win: 68-62 vs. No. 1/1 Kentucky (Jan. 26, 2010) in Columbia Loss: 86-52 loss vs. No. 1/1 Kentucky, Feb. 4, 2012, in Columbia, S.C.
South Carolina played a top-10 opponent:	Win: 68-62 vs. No. 1/1 Kentucky (Jan. 26, 2010) in Columbia Loss: 86-52 loss vs. No. 1/1 Kentucky, Feb. 4, 2012, in Columbia, S.C.
South Carolina played a top-25 opponent:	Win: 83-75 (OT) win over No. 22/24 Vanderbilt, Jan. 8, 2011 in Columbia Loss: 86-52 loss vs. No. 1/1 Kentucky, Feb. 4, 2012, in Columbia, S.C.
South Carolina defeated a ranked opponent:	Home: 83-75 vs. No. 22/24 Vanderbilt (Jan. 8, 2011) in Columbia <u>Away: 77-73 at No. 13/19 Vanderbilt (March 6, 2010) in Nashville, Tenn.</u> SEC Home: 83-75 vs. No. 22/24 Vanderbilt (Jan. 8, 2011) in Columbia SEC Away: 77-73 at No. 13/19 Vanderbilt (March 6, 2010) in Nashville, Tenn. Non-conference away: 85-84 at No. 19/20 Baylor (Jan. 2, 2009) in Waco, Texas
A South Carolina win opened up the season:	Home: 82-75 (OT), vs. Milwaukee, Nov. 11, 2012, in Columbia, S.C. Away: 81-63 win at Western Carolina (Nov. 12, 2005) in Cullowhee, N.C. Neutral: 74-61 win vs. Chaminade (Nov. 19, 2001) in Maui, Hawaii (Maui Invite)
South Carolina opened up SEC play:	Home: 83-75 win vs. No. 22/24 Vanderbilt (Jan. 8, 2011) in Columbia Away: 79-64 loss vs. No. 2/2 Kentucky (Jan. 7, 2012) in Lexington, Ky.



2011-12 South Carolina Basketball
 South Carolina Combined Team Statistics (as of Nov 13, 2012)
 All games

RECORD:	OVERALL	HOME	AWAY	NEUTRAL
ALL GAMES	1-0	1-0	0-0	0-0
CONFERENCE	0-0	0-0	0-0	0-0
NON-CONFERENCE	1-0	1-0	0-0	0-0

##	Player	gp-gs	min	avg	Total		3-Point		F-Throw		Rebounds				pf	dq	a	to	blk	stl	pts	avg
					fg-fga	fg%	3fg-fga	3fg%	ft-fa	ft%	off	def	tot	avg								
00	PAGE, LaShay	1-1	35	35.0	7-18	.389	0-6	.000	5-7	.714	0	1	1	1.0	0	0	2	1	0	0	19	19.0
24	CARRERA, Michael	1-1	29	29.0	6-12	.500	0-0	.000	5-5	1.000	7	8	15	15.0	4	0	0	2	3	0	17	17.0
01	WILLIAMS, Brenton	1-0	13	13.0	3-6	.500	0-2	.000	8-8	1.000	0	1	1	1.0	3	0	0	4	0	1	14	14.0
30	JACKSON, Lakeem	1-1	40	40.0	6-10	.600	0-0	.000	0-1	.000	1	5	6	6.0	1	0	0	2	1	1	12	12.0
25	KACINAS, Mindaugas	1-0	31	31.0	1-3	.333	0-1	.000	6-8	.750	6	7	13	13.0	2	0	3	1	1	1	8	8.0
02	RICHARDSON, Brian	1-0	20	20.0	3-3	1.000	0-0	.000	0-0	.000	0	0	0	0.0	3	0	2	3	1	1	6	6.0
05	SMITH, Eric	1-1	38	38.0	2-9	.222	0-1	.000	2-2	1.000	0	1	1	1.0	1	0	4	4	1	1	6	6.0
33	SLAWSON, RJ	1-1	14	14.0	0-1	.000	0-0	.000	0-0	.000	0	2	2	2.0	1	0	0	0	0	0	0	0.0
32	LEONARD, Damien	1-0	5	5.0	0-1	.000	0-1	.000	0-0	.000	1	0	1	1.0	1	0	0	0	0	0	0	0.0
Team											2	3	5									
Total.....		1	225		28-63	.444	0-11	.000	26-31	.839	17	28	45	45.0	16	0	11	17	7	5	82	82.0
Opponents.....		1	225		26-67	.388	14-33	.424	9-19	.474	15	18	33	33.0	24	-	17	15	3	7	75	75.0

TEAM STATISTICS	SC	OPP	Date	Opponent	Score	Att.
SCORING	82	75	& 11/11/12	UW-MILWAUKEE	Wot 82-75	7335
Points per game	82.0	75.0				
Scoring margin	+7.0	-				
FIELD GOALS-ATT	28-63	26-67				
Field goal pct	.444	.388				
3 POINT FG-ATT	0-11	14-33				
3-point FG pct	.000	.424				
3-pt FG made per game	0.0	14.0				
FREE THROWS-ATT	26-31	9-19				
Free throw pct	.839	.474				
F-Throws made per game	26.0	9.0				
REBOUNDS	45	33				
Rebounds per game	45.0	33.0				
Rebounding margin	+12.0	-				
ASSISTS	11	17				
Assists per game	11.0	17.0				
TURNOVERS	17	15				
Turnovers per game	17.0	15.0				
Turnover margin	-2.0	-				
Assist/turnover ratio	0.6	1.1				
STEALS	5	7				
Steals per game	5.0	7.0				
BLOCKS	7	3				
Blocks per game	7.0	3.0				
ATTENDANCE	7335	0				
Home games-Avg/Game	1-7335	0-0				
Neutral site-Avg/Game	-	0-0				

* = Conference game
 & = Hoops For Hope Classic (Columbia, S.C.)

Score by Periods	1st	2nd	OT	Totals
South Carolina	23	43	16	82
Opponents	38	28	9	75



2011-12 South Carolina Basketball
South Carolina Team Game-by-Game Comparison (as of Nov 13, 2012)
All games

Opponent	1st	2nd	Score	Mar	Total FG	FG Pct	3-Pointers	3FG Pct	Free Throws	FT Pct	Rebounds	Assist	T/Over	Block	Steal	Fouls
UW-MILWAUKEE	23/38	43/28	82-75	+7	28-63/26-67	.444/.388	0-11/14-33	.000/.424	26-31/9-19	.839/.474	45/33 +12	11/17	17/15	7/3	5/7	16/24

Note: Game totals are displayed in the format TEAM/OPPONENT for each category