



2011-12 SOUTH CAROLINA BASKETBALL

OPENING TIP

Date: Saturday, February 4, 2012
Tipoff: 6 p.m. ET
Location: Columbia, S.C.
Arena: Colonial Life Arena (18,000)
Series: Kentucky leads 45-10
Television: ESPN (check local listings)
Talent: Brad Nessler (pxp), Jimmy Dykes (analyst)
Radio: Andy Demetra (pxp), Casey Manning (analyst)
 Gamecock Radio Network

GAME 22



**SOUTH CAROLINA
 GAMECOCKS**
 (9-12, 1-6 SEC)

- VS -

**NO. 1/1 KENTUCKY
 WILDCATS**
 (22-1, 8-0)



Ranking: AP/Coaches (-/-)
Last Five: 1-4
Head Coach: Darrin Horn
Record at SC: 59-54 (4th)
Career Rec.: 170-102 (9th)
vs. UK: 3-4
SID: Emily Feeny

Stat Leaders (per game):
Points: Cooke (12.7)
Rebounds: Harris (5.3)
Assists: Ellington (2.4)
Blocks: Harris (2.3)
Steals: Cooke (2.0)

Ranking: AP/Coaches (1/1)
Last Five: 5-0
Head Coach: John Calipari
Record at UK: 86-13 (3rd)
Career Rec.: 531-153 (20th)
vs. SC: 7-1
SID: Peevy/Hayden

Stat Leaders (per game):
Points: Davis (13.5)
Rebounds: Davis (10.2)
Assists: Teague (4.4)
Blocks: Davis (4.7)
Steals: Davis (1.5)

2011-12 SCHEDULE

DATE	OPPONENT (TV)	TIME/RESULT
Nov. 3	Kentucky Wesleyan & (SS)	W, 69-59
Nov. 11	Western Carolina (SS)	W, 75-50
Nov. 15	at Elon (SS)	L, 58-53
<i>Continental Tire Las Vegas Invitational</i>		
Nov. 20	Tennessee State (SS)	L, 64-63
Nov. 22	Mississippi Valley State (SS)	W, 61-57
Nov. 25	No. 1 North Carolina (ESPN2)	L, 87-62
Nov. 26	Southern California (ESPN3.com)	L, 63-60
<i>Big East/SEC Challenge</i>		
Dec. 1	Providence (ESPNU)	L, 76-67
Dec. 4	at Clemson (ESPNU)	W, 58-55
Dec. 13	Presbyterian (SS)	W, 66-58
Dec. 17	No. 2 Ohio State (ESPN)	L, 66-74
Dec. 21	Southeastern Louisiana (SS)	W, 62-43
Dec. 28	Wofford (CSS)	W, 57-45
Dec. 31	USC Upstate (SS)	W, 72-66
Jan. 3	SC State	W, 79-51
Jan. 7	at No. 2 Kentucky* (SECN)	L, 79-64
Jan. 10	Vanderbilt* (ESPNU)	L, 67-57
Jan. 14	No. 19/19 Florida* (CSS)	L, 79-65
Jan. 21	at Auburn* (SECN)	L, 63-52
Jan. 25	Alabama* (SECN)	W, 56-54
Jan. 28	at Ole Miss* (FSN)	L, 66-62
Feb. 2	at No. 12/11 Florida* (ESPN2)	L, 74-66
Feb. 4	No. 1/1 Kentucky* (ESPN)	6 p.m.
Feb. 8	at Tennessee* (SECN)	8 p.m.
Feb. 11	at Arkansas* (SECN)	1:30 p.m.
Feb. 15	Georgia* (CSS)	7 p.m.
Feb. 18	LSU* (SECN)	1:30 p.m.
Feb. 22	at Vanderbilt* (SECN)	8 p.m.
Feb. 25	Tennessee* (FSN)	8 p.m.
Feb. 29	Mississippi State* (SECN)	8 p.m.
March 3	at Georgia* (SECN)	1:30 p.m.
<i>SEC Tournament (New Orleans, La.)</i>		
March 8	First Round (SECN)	TBA
March 9	Quarterfinals (SECN)	TBA
March 10	Semifinals (ABC)	TBA
March 11	Finals (ABC)	TBA

All home games in **bold** | All times listed Eastern
 * indicates SEC contest | & indicates exhibition | **SS**-SportSouth |
SECN-SEC Network | **CSS**-CharterSports SE

PROBABLE STARTERS (BASED ON PREVIOUS GAME)

South Carolina	Ht.	Wt.	Yr.	Hometown	PPG	RPG	MPG
G - #23, Bruce Ellington	5-9	197	So.	Moncks Corner, S.C.	11.1	1.6	27.1
G - #32, Damien Leonard	6-4	192	Fr.	Greenville, S.C.	6.0	1.3	18.5
F - #13, Anthony Gill	6-8	235	Fr.	Charlotte, N.C.	8.4	5.0	25.0
F - #15, Malik Cooke	6-6	215	R-Sr.	Charlotte, N.C.	12.7	5.0	31.5
F - #24, Damontre Harris	6-9	226	So.	Fayetteville, N.C.	7.0	5.3	25.2

Kentucky	Ht.	Wt.	Yr.	Hometown	PPG	RPG	MPG
F - #3, Terrence Jones	6-9	252	So.	Portland, Oregon	12.3	6.4	28.7
F - #14, M. Kidd-Gilchrist	6-7	232	Fr.	Somerdale, N.J.	12.8	7.7	31.0
F - #23, Anthony Davis	6-10	220	Fr.	Chicago, Ill.	13.5	10.2	30.8
G - #20, Doron Lamb	6-4	210	So.	Queens, N.Y.	13.3	3.3	30.4
G - #25, Marquis Teague	6-2	189	Fr.	Indianapolis, Ind.	9.8	2.6	32.2










CAROLINA QUICK HITS

- South Carolina is in its 104th season of basketball.
- The Gamecocks are led by fourth-year head coach Darrin Horn.
- The Gamecocks are in their 21st season of competition in the Southeastern Conference in 2012. Carolina owns a 128-199 all-time record in SEC play.
- South Carolina was unable to overcome a first-half double-digit deficit in a 74-66 loss at No. 12/11 Florida on Thursday night in Gainesville. Sophomore forward Damontre Harris had an impressive night, matching a career high with six blocks, while adding 12 points and a team-best nine rebounds. Sophomore guard Bruce Ellington led Carolina with 15 points.
- South Carolina will play its second No. 1 ranked opponent when top-ranked Kentucky visits Colonial Life Arena on Saturday, as the Gamecocks faced then-No. 1 North Carolina earlier this season in Las Vegas competing in the Las Vegas Invitational.
- Saturday's contest against the Wildcats marks the 10th time the Gamecocks will play the AP No. 1 in its history, and the third time in the last three seasons. South Carolina is 1-8 all-time vs. the AP No. 1. The last time South Carolina faced the top-ranked team the Gamecocks suffered an 87-62 loss to North Carolina on Nov. 25, 2011.
- The Gamecocks have faced Kentucky on two previous occasions when the Wildcats were ranked No. 1, going 1-1 in those contests, with the most recent the historic 68-62 victory vs. UK on Jan. 26, 2010, in Columbia.
- South Carolina's contest vs. Kentucky is the lone home contest in the midst of four out of five on the road for the Gamecocks. The stretch started at Ole Miss last Saturday, at Florida just two days ago, and then at Tennessee and Arkansas next week.
- In the SEC statistical standings South Carolina ranks first in rebounding defense (32.1), tied for third in steals per game (7.2), fourth in turnover margin (+1.3) and is third in the SEC in offensive rebounding (12.8).
- In strictly SEC games, South Carolina collects 7.6 steals per contest, which ranks second in the league.
- The Gamecocks have out-rebounded 12 of 21 opponents this season, including North Carolina, who leads the nation in rebounding margin at +11.8, and Kentucky, who ranks 12th in the category and leads the SEC with a +7.7 mark (as of Feb. 3 NCAA stats).
- Senior forward Malik Cooke ranks tied for third in the SEC (all games) with 2.0 steals per game.
- Darrin Horn-led teams are 79-54 all-time in league play.
- South Carolina ranks fifth in the SEC and is among the nation's top 40 with 5.0 blocks per game. Sophomore forward Damontre Harris ranks 33rd with 2.3 blocks per game, which is fifth in the SEC.
- In games it has won in 2011-12, South Carolina holds a +11.9 scoring margin over its opponents. To compare, in games it has lost, Gamecock opponents score 9.4 more points per game.
- South Carolina is 429-434-1 all-time in the month of February.



SOUTH CAROLINA GAMECOCKS

OVERALL: 9-12; SEC: 1-6; HOME: 8-5; AWAY: 1-5; NEUTRAL: 0-2

1		BRENTON WILLIAMS - So. - G - 5-11 - 172 - Kissimmee, Fla.	<ul style="list-style-type: none"> Junior college transfer from Santa Fe College Scored an impressive nine points, hitting three 3s, including two from several steps back from the line, vs. Florida on Jan. 14 Played 16 minutes off the bench vs. Alabama; blocked one shot Posted season high with 15 points, hitting three 3s at Ole Miss; also 3 steals
2		BRIAN RICHARDSON - So. - G - 6-4 - 171 - Wilson, N.C.	<ul style="list-style-type: none"> Tallied a season high 12 points vs. Southern Cal on Nov. 26 Matched career high with two steals vs. Presbyterian on Dec. 13 Was 2-of-3 from 3-point range vs. Vanderbilt Earned first start of season vs. Florida on Jan. 14, scored seven points Tallied five points at Florida on Thursday
5		ERIC SMITH - So. - G - 5-11 - 210 - Mullins, S.C.	<ul style="list-style-type: none"> Sophomore point guard who has started 13 contests in 2011-12 Scored with 25.9 seconds on the clock, crucial shot in victory at Clemson Top game of the season, scored career high 18 points vs. Tenn State Five games with at least eight points this season, including two double-digit scoring games (vs. Tennessee State and Providence)
13		ANTHONY GILL - Fr. - F - 6-8 - 235 - Charlotte, N.C.	<ul style="list-style-type: none"> Freshman forward second on the team with 5.0 rebounds per game Key contributor in win at Clemson; scoring five points in final five minutes Solid in win vs. Alabama; collected nine rebounds, 3 assists Scored 11 points at Florida on Thursday Averaging 8.0 points and 4.4 rebounds over the course of the last five games
15		MALIK COOKE - R-Sr. - F - 6-6 - 215 - Charlotte, N.C.	<ul style="list-style-type: none"> Career high 24 pts. vs. USC Upstate; also 10 rbs. for 3rd career double-double Led team with 18 points in win vs. Alabama, while adding 2 assists and 2 steals Leads team in overall games with 12.7 points per game; 11.9 in SEC play Needs just 44 points to reach 1,000 for his career Ranks third in the SEC with 2.0 steals per game
23		BRUCE ELLINGTON - So. - G - 5-9 - 197 - Moncks Corner, S.C.	<ul style="list-style-type: none"> Hit winning free throws vs. Clemson with 13.0 seconds on the clock Posted a season high 20 points vs. Vanderbilt Earned first start of season vs. Florida on Jan. 14, led team in scoring with 17 Leads team, averaging 12.9 points per game in league play Scored with 1.3 seconds left on clock for game winner vs. Alabama; 12 points
24		DAMONTRE HARRIS - So. - F - 6-9 - 226 - Fayetteville, N.C.	<ul style="list-style-type: none"> Top offensive game of the season came in 15-point effort vs. So. Cal on Nov. 26 Tied for team lead with 10 points in win at Clemson Collected first-career double-double with 11 points and a game high 10 rebounds vs. Vanderbilt; also blocked one shot and collected one steal Blocked a career high six shots at Auburn, again at Florida
30		LAKEEM JACKSON - Jr. - F - 6-5 - 238 - Charlotte, N.C.	<ul style="list-style-type: none"> Experienced junior who saw time early at the point guard position while Ellington was competing with the football team Posted six points vs. #2 Ohio State Solid in win over Wofford; six points, four assists Played season high 32 min vs. SC State; 6 pts, 5 rbs, 3 assists, 2 blks, 2 steals
32		DAMIEN LEONARD - Fr. - G - 6-4 - 192 - Greenville, S.C.	<ul style="list-style-type: none"> Top game of the season came in 16-point effort vs. MVSU, followed by a 15-point performance vs. top-ranked North Carolina Tallied team high 15 points, hitting three 3s at No. 2 UK, first career SEC game Has started the last three games entering contest against Kentucky Averaging 6.40points per game in overall games
33		RJ SLAWSON - So. - F - 6-8 - 207 - Charleston, S.C.	<ul style="list-style-type: none"> Named to Continental Tire Las Vegas Invitational All-Tournament Team Collected first career double-double with 13 points and 14 rebounds vs. UNC Five points, six rebounds, one assist, one steal and one block at No. 2 Kentucky Collected 9 rebounds, including 6 offensive in just 15 minutes vs. Alabama
45		CARLTON GEATHERS - R-Fr. - 6-10 - 250 - Georgetown, S.C.	<ul style="list-style-type: none"> Has played well defensively, blocking an average of 0.6 shots per game; with season highs of three blocks vs. Mississippi Valley State and Providence Blocked one shot vs. #2 Ohio State Scored four points and collected four rebounds vs. SE La. on Dec. 21 Played an SEC season high 13 minutes vs. Ole Miss, 2 points, 2 rebounds

INTERVIEW POLICIES

All interview requests must be made in advance to SID Emily Feeney in the South Carolina Media Relations Office. Beginning with the start of practice in October, Feeney will release a weekly coach and player availability schedule to media no later than 9 a.m. each Monday morning during the season.

Post-Game Interview Policy: After each home game, the visiting coach will address the media first, followed by South Carolina head coach Darrin Horn and then South Carolina players. (Depending on deadline and during non-conference season, this may be altered on a game-by-game basis)

Road Interview Policy: Interviews with Coach Horn while on the road will be scheduled according to the home post-game media procedure. No player interviews are allowed until after the game once the team leaves Columbia.

All interviews are to be coordinated through the Media Relations Office. This allows the staff to arrange the interview when it best suits the student-athlete's and the reporter's schedules. Please contact the Media Relations Office in advance to make your interview requests. Media are not permitted to contact student-athletes on their own at any time.

All interviews will take place at the designated media interview site for that day as listed in the weekly availability schedule or in the Media Relations Office.

Dormitory, apartment and cell phone numbers for student-athletes will not be provided to the media. Should you need to conduct a telephone interview with a student-athlete, a call will be placed to you from the student-athlete at a mutually agreeable time.

SOUTH CAROLINA MEDIA RELATIONS

Emily Feeney, primary contact

Assistant Director

cell: 803-727-3284

e-mail: efeeney@mailbox.sc.edu

Website: www.GamecocksOnline.com

Facebook: www.Facebook.com/gamecocksonline

Twitter: @GamecockMBB

2011-12 STAT COMPARISON

	SC	KENTUCKY
Record	9-12	22-1
Conference Record	1-6	8-0
Current Streak	L2	W14
Scoring Avg.	63.0	77.8
Opponent Scoring Avg.	63.3	57.9
Scoring Margin	-0.3	+19.9
Field Goal %	.419	.485
Opponent Field Goal %	.441	.360
3-Point Field Goal %	.326	.367
Opponent 3-Point Field Goal %	.382	.309
3-Point Field Goal Made PG	6.5	5.5
3-Point Field Goal Attempts PG	19.9	15.0
Free Throw %	.706	.714
Opponent Free Throw %	.662	.687
Rebounding Avg.	32.0	39.8
Opponent Rebounding Avg.	32.1	32.2
Rebounding Margin	-0.1	+7.7
Turnovers Avg.	13.2	12.5
Opponent Turnover Avg.	14.6	13.3
Assists Avg.	10.1	13.2
Blocks Avg.	5.0	9.3
Steals Avg.	7.2	6.7

WEEKLY MEDIA AVAILABILITY (JAN. 29-FEB. 4)

SUNDAY Jan. 29	MONDAY Jan. 30	TUESDAY Jan. 31	WEDNESDAY Feb. 1	THURSDAY Feb. 2	FRIDAY Feb. 3	SATURDAY Feb. 4
No Availability	SEC Teleconf. Horn at 11:14 am ET	Availability 2:30 p.m. Practice Facility	No Availability	at Florida L, 74-66	Availability 2:15 p.m. Practice Facility	vs. Kentucky 6 p.m. Colonial Life Arena/ESPN

* All practices are closed * please contact SID Emily Feeney for all media requests

A SOUTH CAROLINA WIN WOULD ...

- Be the Gamecocks' second all-time over an AP No. 1, and the second over Kentucky when the Wildcats have been ranked as the AP No. 1.
- Snap a two-game losing streak for the Gamecocks
- Be South Carolina's second SEC win in a row at Colonial Life Arena

■ South Carolina has scored more points in the paint than its opponent 11 times, and has scored more points off turnovers 13 times this season. The Gamecocks average 27.3 points in the paint and average 15.3 points off turnovers per contest.

■ When South Carolina played then-No. 2 Kentucky on Jan. 7, it marked the third top-two opponent the Gamecocks faced this season, as the squad had previously played then-No. 1 North Carolina and then-No. 2 Ohio State. Those three teams have an average RPI of 6.7, with Kentucky the highest at 5 (as of Jan. 30 RPI report).

BY THE NUMBERS

6 - Sophomore forward Damontre Harris put up All-SEC type numbers against No. 12/11 Florida on Thursday. He matched a career high with six blocks - the second time in the last four games he has hit the mark - he set a career high with three steals, he matched a career best with 37 minutes played, and he nearly collected his second-career double-double with 12 points and nine rebounds vs. the Gators. Over the course of the last five games, Harris is averaging 9.0 points, 5.6 rebounds and 3.0 blocks per game.

25.0 - South Carolina held Florida to its lowest percentage of the season from beyond the arc on Thursday. The Gators shot well in the first half, hitting 6-of-15 attempts, but struggled in the second half, hitting just one of 13 attempts. It also matched a season low for made 3s in a contest for Florida, which entered the game leading the nation with 10.6 made 3s per game.

28 - South Carolina's 28 fouls vs. Florida marked a season high, which resulted in an opponent season-high 32 free throw attempts for the Gators.

44.6% - Carolina's 44.6 percent (25-56) from the floor vs. Florida marked an SEC season high for the Gamecocks in the category.

11 - Damontre Harris has blocked at least two shots in 11 games this season.

SCOUTING KENTUCKY

The Wildcats enter Saturday's contest on a 14-game winning streak with an overall record of 22-1, including an 8-0 mark in SEC games ... The Wildcats are 4-1 in road games this season, with the lone loss at Indiana on Dec. 10 ... Five Wildcats average double-figure points on the season, led by Anthony Davis' 13.5 points per game ... Davis also leads the team with 10.2 rebounds per contest (second in the SEC), and leads the nation with 4.7 blocks per outing ... UK is averaging 48.5 percent from the field, while its opponents hit just 36.0 percent ... 78.7% of Kentucky's points come from two-point field goals and free throws ... Kentucky's +19.9 scoring margin leads the SEC, and is second in the nation to only Ohio State's +21.7.

KENTUCKY SERIES INFORMATION

■ Kentucky holds a 45-10 advantage in the all-time series against South Carolina, including a 19-6 upperhand in games played in Columbia.

■ South Carolina swept the season series vs. UK for just the second time (1997) in 2009 under first-year head coach - and Lexington, Ky., native - Darrin Horn.

■ South Carolina head coach Darrin Horn won his first three meetings against Kentucky.

KENTUCKY CONNECTIONS

■ South Carolina head coach Darrin Horn is a Lexington, Ky., native, having played his high school hoops at Tates Creek High School. Horn stayed in-state for his college career, playing for the Western Kentucky Hilltoppers from 1992-95. Horn was an Academic All-American and an All-Sun Belt Conference honoree during his time at WKU. He spent five years as the head coach of the Hilltopper program prior to his arrival in Columbia. South Carolina assistant coach Cypheus Bunton is also a Kentucky native, hailing from Louisville. Bunton played at Sullivan Junior College before he and Horn were teammates at Western Kentucky.

UP NEXT

South Carolina continues SEC play next week with two road contests, the first at Tennessee on Wednesday, before traveling to Arkansas for a 1:30 p.m. ET matchup next Saturday. It will mark the first time the Gamecocks have played either opponent this season.

DISTRIBUTION IN THE NUMBERS

■ South Carolina has several players making a significant impact in several various categories. Only senior forward Malik Cooke (12.7) and sophomore guard Bruce Ellington (11.1) average double-digit points, but three others average at least 6.0 points per game. Similarly, sophomore forward Damontre Harris leads the team with 5.3 rebounds per game, but three others average at least 4.2 boards per outing. Same with assists, as five have tallied at least 27 this season, led by Cooke's 40 (Ellington leads assists per game with 2.4).

ALL-TIME RECORD VS. NO. 1 (AP POLL)

Opponent	Date	H/A/N	Result	Score
Duke	Nov. 20, 2001	N	L	56-81
Kentucky	Dec. 12, 1977	A	L	65-84
Kentucky	Jan. 26, 2010	H	W	68-62
Michigan	Jan. 2, 1977	H	L	86-90
North Carolina	Feb. 22, 1957	A	L	62-75
North Carolina	March 9, 1957	H	L	75-95
North Carolina	Dec. 14, 1957	A	L	58-70
North Carolina	Nov. 25, 2011	N	L	62-87
Notre Dame	Jan. 20, 1979	A	L	73-82

Overall: 1-8; Home: 1-2; Away: 0-4; Neutral: 0-2

► ASSOCIATED PRESS TOP 25

Jan. 30, 2012

Rk.	Team	Record	Pts.
1	Kentucky (63)	21-1	1,623
2	Syracuse (2)	22-1	1,550
3	Ohio State	19-3	1,498
4	Missouri	19-2	1,363
5	North Carolina	18-3	1,331
6	Baylor	19-2	1,310
7	Duke	18-3	1,250
8	Kansas	17-4	1,178
9	Michigan State	17-4	1,098
10	Murray State	21-0	979
11	UNLV	20-3	936
12	Florida	17-4	861
13	Creighton	20-2	803
14	Georgetown	16-4	762
15	Marquette	18-4	682
16	Virginia	17-3	578
17	San Diego State	18-3	566
18	Saint Mary's	21-2	472
19	Wisconsin	17-5	415
20	Indiana	17-5	395
21	Florida State	14-6	375
22	Mississippi State	17-5	329
23	Michigan	16-6	305
24	Gonzaga	17-3	141
25	Vanderbilt	16-5	102

Others receiving votes: Harvard 69, Louisville 65, Kansas State 40, West Virginia 12, Wichita State 9, Nevada 6, Notre Dame 6, Southern Miss 5, Long Beach State 3, Iowa State 3, Connecticut 2, Iona 2, Illinois 1

Dropped from rankings: Kansas State 22, Connecticut 24

► ESPN/USA TODAY TOP 25

Jan. 30, 2012

Rk.	Team	Record	Pts.
1	Kentucky (31)	21-1	775
2	Syracuse	22-1	730
3	Ohio State	19-3	726
4	Missouri	19-2	635
5	Duke	18-3	631
6	Baylor	19-2	622
6	North Carolina	18-3	622
8	Kansas	17-4	548
9	Murray State	21-0	511
10	Michigan State	17-4	456
11	Florida	17-4	445
12	Creighton	20-2	426
13	UNLV	20-3	399
14	Georgetown	16-4	355
15	Marquette	18-4	323
16	Saint Mary's	21-2	284
17	San Diego State	18-3	264
18	Virginia	17-3	253
19	Mississippi State	17-5	193
20	Indiana	17-5	142
20	Wisconsin	17-5	142
22	Michigan	16-6	120
23	Harvard	18-2	116
24	Florida State	14-6	85
25	Louisville	17-5	68

Others receiving votes: Gonzaga 65, Vanderbilt 36, Connecticut 21, Nevada 18, Kansas State 15, Iowa State 9, Middle Tennessee 9, Wichita State 7, West Virginia 6, New Mexico 6, Southern Miss 4, Long Beach State 3, California 2, Temple 2, Notre Dame 1

Dropped from rankings: Connecticut 19, Kansas State 24



SOUTHEASTERN CONFERENCE STANDINGS

Team	Conference	Overall
Kentucky	8-0	22-1
Florida	6-1	18-4
Vanderbilt	5-2	16-6
Arkansas	4-3	16-6
Ole Miss	4-3	14-7
Mississippi State	4-3	17-5
Alabama	3-4	14-7
Auburn	3-5	13-9
LSU	2-5	12-9
Tennessee	2-5	10-12
Georgia	1-6	10-11
South Carolina	1-6	9-12

COACHES TELECONFERENCE

The weekly SEC men's basketball coaches teleconference is scheduled for every Monday Jan. 4 - March 5.

The 12 Southeastern Conference men's head basketball coaches will be featured from 10:00 - 11:17 a.m. (CT).

Media representatives wishing to participate in the teleconference should contact the SEC Media Relations Department for further details. Each coach will appear on the teleconference for seven minutes, according to the following schedule:

Order of Appearance (All Times Central)

10:00 a.m. Kevin Stallings, Vanderbilt

10:07 a.m. Billy Donovan, Florida

10:14 a.m. Darrin Horn, South Carolina

10:21 a.m. Mark Fox, Georgia

10:28 a.m. Trent Johnson, LSU

10:35 a.m. John Calipari, Kentucky

10:42 a.m. Cuonzo Martin, Tennessee

10:49 a.m. Mike Anderson, Arkansas

10:56 a.m. Anthony Grant, Alabama

11:03 a.m. Tony Barbee, Auburn

11:10 a.m. Andy Kennedy, Ole Miss

11:17 a.m. Rick Stansbury, Miss. State

In addition, the SEC men's basketball teams who make it to postseason will be on a teleconference on Monday, March 15 beginning at 10:00 a.m. CT.

All SEC basketball teleconferences can be listened to on the internet at www.secsports.com starting at 1:00 p.m. CT.

SOUTH CAROLINA BENCH PRODUCTION

GAME	SC-OPP	DIFF.	SC HIGH BENCH SCORER
Western Car.	38-16	+22	Williams (13)
at Elon	15-16	-1	Smith (6)
Tenn. State	29-22	7	Smith (18)
Miss. Val. St.	7-11	-4	Slawson (4)
vs. UNC	19-30	-11	Slawson (14)
vs. SoCal	25-4	+21	Richardson (12)
Providence	23-10	+13	Slawson (8)
at Clemson	20-16	+4	Richardson/Ellington (9)
Presbyterian	27-9	+18	Ellington (15)
Ohio State	19-11	+8	Ellington (8)
SE Louisiana	18-23	-5	Leonard (8)
Wofford	40-2	+38	Ellington (17)
USC Upstate	30-16	+14	Williams (11)
SC State	37-10	+27	Ellington/Leonard/Slawson (9)
at Kentucky	28-11	+17	Leonard (15)
Vandy	26-19	+7.0	Ellington (20)
Florida	14-14	-	Williams (9)
at Auburn	20-20	-	Williams/Leonard (6)
Alabama	6-20	-14	Slawson (4)
at Ole Miss	17-15	+2	Williams (15)
at Florida	16-11	+5	Williams (8)
Kentucky			
at Tennessee			
at Arkansas			
Georgia			
LSU			
at Vandy			
Tennessee			
Miss. State			
at Georgia			

SPECIALTY STATS

(PP) points in paint; (OT) points off turnovers; (2nd) second chance points; (FB) fast break points

(South Carolina-Opponent)

GAME	PP	OT	2ND	FB
Western Car.	46-18	22-15	20-9	19-10
at Elon	26-10	8-2	10-7	6-0
Tenn. State	24-14	15-14	9-11	11-6
Miss. Val. St.	22-18	17-15	14-3	13-8
vs. UNC	20-44	8-28	16-16	0-16
vs. SoCal	24-26	12-18	9-17	2-4
Providence	36-34	14-19	21-11	4-16
at Clemson	26-22	13-9	9-8	0-4
Presbyterian	34-26	20-10	12-10	19-4
Ohio State	28-38	16-15	11-19	4-8
SE Louisiana	22-16	30-6	15-10	3-3
Wofford	18-18	11-18	8-8	2-6
USC Upstate	32-28	10-19	16-17	6-8
SC State	32-16	19-7	6-12	6-6
at Kentucky	26-48	16-10	15-4	0-12
Vandy	24-14	14-9	14-12	2-8
Florida	24-26	11-22	16-14	12-13
at Auburn	20-24	19-28	14-13	2-10
Alabama	32-34	10-8	13-13	6-8
at Ole Miss	28-30	19-16	14-12	12-10
at Florida	30-30	17-21	14-17	2-2
Kentucky				
at Tennessee				
at Arkansas				
Georgia				
LSU				
at Vandy				
Tennessee				
Miss. State				
at Georgia				
SC Total	574	321	276	131
SC Average	27.3	15.3	13.1	6.2
Opp Total	534	309	243	162
Opp Average	25.4	14.7	11.6	7.7

UNIVERSITY INFORMATION

Location	Columbia, S.C.
Founded	1801
Enrollment	29,957
Nickname	Gamecocks
Colors	Garnet (PMS 202) and Black
National Affiliation	NCAA Division I
Conference	Southeastern (SEC)
Athletics Web Address	www.GamecocksOnline.com
University Web Address	www.sc.edu
President	Dr. Harris Pastides
NCAA Representative	Dr. Zach Kelehear
Athletics Director	Eric Hyman
Basketball Administrator/Executive Associate AD	Kevin O'Connell

BASKETBALL STAFF/INFORMATION

Head Coach	Darrin Horn
Alma Mater	Western Kentucky, '95
Record At South Carolina/Seasons	59-54 (.526), 22-33 SEC/4th season
Overall Record/Seasons	170-102 (.625)/9th season
Assistant Coaches	Neill Berry (Southeastern Louisiana, '03) Michael Boynton Jr. (South Carolina, '04) Cypheus Bunton (Western Kentucky, '95)
Director of Basketball Operations	Justin Phelps (Kent State, '06)
Strength & Conditioning Coach	Irele Oderinde (Western Kentucky, '03)
Athletic Trainer	Mark Rodger (Buffalo, '01)
Home Arena	Colonial Life Arena
Capacity	18,000
Arena General Manager	Lexie Boone
Press Row Phone Number	803-777-6182

BASKETBALL HISTORY

First Year of Basketball	1908
All-Time Record	1,295-1,141-1 (.532)
Overall Postseason Record	25-18
NCAA Tournament Appearances	1971, 1972, 1973, 1974, 1989, 1997, 1998, 2004
NCAA Tournament Record	4-9
Last NCAA Tournament Appearance	2004, L vs. Memphis, 59-43
NIT Appearances	1969, 1975, 1978, 1983, 1991, 1996, 2001, 2002, 2005, 2006, 2009
NIT Record	21-9
Last NIT Appearance	2009, L vs. Davidson, 70-63
Conference Championships	1970 ACC, 1997 SEC, 2009 SEC East Co-Champs
Conference Tournament Titles	1934 SoCon, 1971 ACC

TEAM INFORMATION

2010-11 Record	14-16
Southeastern Conference Record/Finish	5-11/6th SEC East
Postseason	NA
Letterwinners Returning/Lost	7/4
Starters Returning/Lost	4/1
Newcomers	3
Roster Breakdown	1 senior, 1 junior, 6 sophomores, 3 freshmen
Returning Scoring	1,285 of 2,027 (63.3%)
Returning Field Goals	468 of 741 (63.1%)
Returning Rebounding	720 of 1,144 (69.0%)
Returning Assists	259 of 327 (79.2%)
Returning Minutes	4,128 of 6,100 (67.6%)

MEDIA RELATIONS

Asst. Media Relations Director/Men's Basketball Contact	Emily Feeney
Feeney's email	efeeney@mailbox.sc.edu
Feeney's office phone	803-777-7743
Website	GamecocksOnline.com

2011-12 SOUTH CAROLINA ROSTER

No.	Name	Pos.	Ht.	Wt.	Cl.	Exp.	Hometown (High/Last School)
1	Brenton Williams	G	5-11	172	SO	JC	Kissimmee, Fla. (Osceola High School)
2	Brian Richardson	G	6-4	171	SO	1VL	Wilson, N.C. (Greenfield School)
5	Eric Smith	G	5-11	210	SO	1VL	Mullins, S.C. (Christ School)
12	Shane Phillips*	G	5-10	170	JR	HS	Wheeling, W. Va. (Wheeling Central)
13	Anthony Gill	F	6-8	235	FR	HS	Charlotte, N.C. (Charlotte Christian School)
15	Malik Cooke	F	6-6	215	RS SR	3VL	Charlotte, N.C. (Christ School)
23	Bruce Ellington	G	5-9	197	SO	1VL	Moncks Corner, S.C. (Berkeley)
24	Damontre Harris	F	6-9	226	SO	1VL	Fayetteville, N.C. (Trinity Christian)
30	Lakeem Jackson	SF	6-5	238	JR	2VL	Charlotte, N.C. (Christ School)
32	Damien Leonard	G	6-4	192	FR	HS	Greenville, S.C. (J.L. Mann)
33	RJ Slawson	F	6-8	207	SO	1VL	Charleston, S.C. (Fort Dorchester)
35	Alex Irwin*	F	6-4	170	JR	HS	Richmond, Va. (Woodberry Forest)
45	Carlton Geathers	F	6-10	250	RS FR	HS	Georgetown, S.C. (Carvers Bay)

* denotes walk-on

Head Coach: Darrin Horn | **Assistant Coaches:** Neill Berry, Mike Boynton Jr., Cypheus Bunton |
Director of Basketball Operations: Justin Phelps | **Strength & Conditioning Coach:** Irele Oderinde |
Athletic Trainer: Mark Rodger

TREND SETTING

Gamecock trends under Darrin Horn ...

- South Carolina is 22-11 when collecting at least 10 steals in a contest.
 - South Carolina collected a season high 12 steals vs. Ole Miss last Saturday.
- The Gamecocks are 23-16 when blocking at least seven shots in a game.
 - The Gamecocks average 5.0 blocks per game this season; Carolina blocked a season high seven shots nine times.
- South Carolina is 55-16 when holding its opponents under 45% shooting from the field.
 - South Carolina has held 11 opponents, to under 45% shooting from the field in 2011-12.
- Carolina is 32-13 when out-rebounding its opponent.
 - The Gamecocks have out-rebounded 12 of 21 opponents this season, including a 43-35 mark vs. UNC.

SEASON NOTABLES

- Behind freshman forward Anthony Gill's 14-point performance, the Gamecocks earned a 69-59 victory over D-II powerhouse Kentucky Wesleyan in the lone exhibition of the season on Nov. 3. Senior forward Malik Cooke chipped in 11 points and sophomore forward RJ Slawson added 10, while collecting a team-best nine rebounds.
- South Carolina earned a 75-50 victory over Western Carolina in the season opener on Nov. 11. Freshman forward Anthony Gill paced Carolina with 14 points, while sophomore guard Brenton Williams impressed, scoring 13 points on 5-of-8 shooting from the floor, while collecting five steals.
- South Carolina first-year players (Gill, Leonard, Williams, Geathers) accounted for 36 points vs. Western Carolina on Nov. 11. Gill paced the group with 14 points.
- Carolina's 12 3-point field goal attempts versus Western Carolina ranked as the second-fewest in the Darrin Horn era. The Gamecocks have attempted just 12 on six occasions, with the previous time in a 74-61 win over Delaware State on Dec. 1, 2010. Under Horn, the fewest attempts by Carolina in a game is 10, which has happened three times.
- South Carolina sophomore guard Eric Smith tallied a career high 18 points in just 18 minutes vs. Tennessee State on Nov. 20. The Mullins, S.C., native hit 6-of-10 from the floor, including a stellar 5-of-7 from 3-point range. Smith's previous career high was nine points.
- Senior forward Malik Cooke paced the Gamecocks with 18 points against Mississippi Valley State on Nov. 22, including a stellar 10-of-12 mark from the free throw line. Both his free throws made and attempted were career highs for the Charlotte, N.C., native.
- South Carolina rallied from an 11-point deficit with 6:36 to go against MVSU, out-scoring the Delta Devils 22-7 over the final minutes for the win. The Gamecocks converted on six MVSU turnovers for 12 points down the stretch, using solid half-court pressure to force the giveaways.
- Sophomore forward RJ Slawson had a career night against top-ranked North Carolina on Nov. 25, posting career highs with 13 points, 14 rebounds and four blocks. It was the most rebounds in a game for South Carolina since Sam Muldrow collected 14 vs. Vanderbilt on Jan. 8, 2011.
- South Carolina concluded play in the Continental Tire Las Vegas Invitational with a 63-60 loss to Southern California on Nov. 26. Sophomore forward Damontre Harris led the Gamecocks with a career high 15 points in the contest.
- Three Gamecocks registered season highs competing in Las Vegas. Slawson's career high 13 points vs. UNC, sophomore guard Brian Richardson's season high 12 points vs. Southern Cal, and sophomore forward Damontre Harris' career high 15 points against the Trojans.
- R-senior forward Malik Cooke tallied a game-high 21 points vs. Providence on Dec. 1, just one point shy of matching his career high.
- Sophomore guard Bruce Ellington posted the winning point on two clutch free throws with 13.0 seconds on the clock, and R-senior forward Malik Cooke sealed the win with a pair of free throws with 6.7 on the clock in a 58-55 victory at Clemson on Dec. 4. Sophomore guard Eric Smith also sank a crucial jumper with 25.9 on the clock to propel the Gamecocks to their first win at Clemson since the 2003 campaign.

■ South Carolina earned its second-consecutive win with a 66-58 victory over Presbyterian on Dec. 13 at Colonial Life Arena. Sophomore guard Bruce Ellington led three Gamecocks in double figures with 15 points on the night. It marked his best all-around performance since his return to the court from the football field, as Ellington also dished three assists and collected one steal.

■ South Carolina used 54.2 percent shooting in the opening half to hold a 33-29 lead over No. 2 Ohio State at halftime on Dec. 17 at Colonial Life Arena, however, the Buckeyes rallied around a 20-point second-half effort from Deshaun Thomas to rally for a 74-66 win over the Gamecocks.

■ South Carolina senior forward Malik Cooke battled through an eye injury versus No. 2 Ohio State to match a then-season high with 21 points, including an impressive 9-of-10 effort from the charity stripe in the contest. Despite only playing 13 minutes in the second half due to lengthy breaks to tend to a cut above his eye, Cooke matched freshman forward Anthony Gill for a team-best 11 points in the set, including a 7-of-8 performance from the free throw line.

■ Senior forward Malik Cooke and freshman forward Anthony Gill led the Gamecocks with 14 points each in a 62-43 win over SE Louisiana on Dec. 21 in the final game before the break for the holiday. Cooke also posted team highs with three assists, two blocks and four steals.

■ SE Louisiana's 26 turnovers on Dec. 21 marked the second-most by a Gamecock opponent under the direction of Darrin Horn. The most opponent giveaways under Horn was 34 by NC Central on Dec. 16, 2008. It also marked a South Carolina opponent record for turnovers in a contest.

■ Paced by Bruce Ellington's season high 17 points and Damien Leonards 14 points in 16 minutes, South Carolina earned a 57-45 victory over intrastate rival Wofford on Dec. 28 at Colonial Life Arena in the first game following the break for the holiday. South Carolina hit a season high 11 3s in the contest, including five by Ellington and four from Leonard.

■ Sophomore forward Damontre Harris matched his career high with five blocks vs. Wofford. At the time, his season total of 26 blocks in 12 games (2.2 per game) matches his total from last season, which he posted in 29 games (0.9 per game).

■ Paced by Malik Cooke's double-double and career high 24 points, the Gamecocks earned a 72-66 victory versus intrastate foe USC Upstate on Saturday. South Carolina, without Bruce Ellington in the contest as he prepared for the Capital One Bowl in Orlando, surpassed the 70-point plateau for the first time since a 75-point performance vs. Western Carolina in the season opener.

■ Sophomore guard Brenton Williams, who has played sparingly since a left knee injury on Nov. 20 vs. Tennessee State, stepped into the lineup vs. USC Upstate, playing 20 minutes and scoring 11 points vs. the Spartans. The 20 minutes for Williams marked a season high.

■ South Carolina scored a season high 79 points vs. SC State on Jan. 3, with redshirt-senior Malik Cooke and sophomore Damontre Harris leading the way with 11 points each. Four other Gamecocks registered at least eight points in the win, including sophomore RJ Slawson with nine points and a team high nine rebounds.

■ South Carolina shot just 25% in the first half, which allowed Kentucky to hold a 34-18 lead at halftime, as the second-ranked Wildcats earned a 79-64 victory in the SEC opener for both schools at Rupp Arena on Jan. 7. Freshman guard Damien Leonard led Carolina in scoring for the first time in his career, posting 15 points, including 12 in the second half. UK's Terrence Jones led all scorers with 20 points, while Wildcat freshman forward Anthony Davis added 12 points, 10 rebounds and seven blocks.

■ Another poor shooting performance in the first half for the Gamecocks, as the squad hit just 19 percent from the floor, led to Vanderbilt holding a halftime lead that it would not relinquish in the second half, as Carolina fell to 0-2 in the SEC after a 67-57 loss to the Commodores on Tuesday. Sophomore guard Bruce Ellington tallied a season high 20 points, including 18 in the second half, to lead the Gamecocks.

■ Sophomore forward Damontre Harris collected the first double-double of his career with 11 points and 10 rebounds against Vanderbilt. Harris had two previous double-figure rebounding games in his career and three double-figure point games, but had never put up double-figures in the categories in the same game.

■ South Carolina suffered a 79-65 loss in Columbia to No. 19 Florida on Jan. 14. The Gators had six reach double-digit points in the contest, while the Gamecocks inside duo of Anthony Gill and Damontre Harris both struggled with foul trouble throughout the game. The teams hit a combined 21 3-point baskets in the contest, with UF guard Kenny Boynton and South Carolina point guard Bruce Ellington both hitting four from beyond the arc.

■ South Carolina suffered a 63-52 loss at Auburn on Jan. 21. The Gamecocks held a 28-24 lead at halftime, but poor shooting until the later part of the second half and 23 turnovers in the contest saw the Gamecocks drop the road contest. Auburn scored 28 points off of South Carolina turnovers. Sophomore forward Damontre Harris blocked a career high six shots in the game.

■ South Carolina earned its first SEC victory of the season when it snapped a four-game losing streak with a 56-54 victory over Alabama at Colonial Life Arena on Wednesday. Sophomore guard Bruce Ellington's layup with 1.3 seconds on the clock propelled the Gamecocks to victory. Fifth-year senior forward Malik Cooke paced the Gamecocks with 18 points, marking the eighth time this season he has led, or shared the team lead, in scoring this season. Sophomore forward Damontre Harris and Ellington both contributed 12 points each in the win.

■ Despite a game high 17 points from senior forward Malik Cooke, South Carolina suffered a 66-62 loss at Ole Miss last Saturday. The game was close throughout, as neither team led by more than seven points in the second half. Ole Miss' Terrance Henry hit a 3 with 17.5 on the clock which gave the Rebels the deciding four-point advantage. Sophomore forward Damontre Harris played just 16 minutes due to foul trouble.

■ South Carolina's 12 steals vs. Ole Miss marked a season high.

ELLINGTON SCHEDULE

Sophomore guard Bruce Ellington missed just the Dec. 31 men's hoops contest vs. USC Upstate, as he traveled following the Dec. 28 men's basketball contest vs. Wofford to join the Gamecock football team in Orlando for the Capital One Bowl. In the 30-13 South Carolina victory over Nebraska in the Jan. 2 bowl game, Ellington collected 73 yards on kick off returns, including a long of 45 yards. During the football season, Ellington posted 780 all purpose yards, including 106 rushing, 211 receiving and 463 yards on kick returns, and he scored two touchdowns. His first career TD came on a 61-yard rush in a Gamecock victory over Kentucky on Oct. 8.

HEAD COACH DARRIN HORN

Darrin Horn is in his fourth season in Columbia with a career record of 170-102, including a 59-54 mark at South Carolina. Darrin Horn-led teams are 79-54 all-time in league play. Horn led Carolina to a 10-6 record in SEC action during his first year in Columbia, a 6-10 mark in his second and one of the youngest teams in the nation to a 5-11 mark in 2011. Horn led Carolina to one of the most celebrated seasons of its 19-year participation in the SEC during the 2009 campaign, as the squad captured the 2009 SEC Eastern Division Co-Championship and won double-digit league games for the first time since the 1998 campaign. His 2010 squad earned upset wins over No. 1 Kentucky and No. 13/19 Vanderbilt.

COOKE PARTICIPATES IN DECEMBER GRADUATION

University of South Carolina redshirt-senior forward Malik Cooke took part in December graduation ceremonies on Dec. 12 at Colonial Life Arena, earning his degree in sociology. Cooke, a native of Charlotte, N.C., joins a list of student-athletes with academic success under head coach Darrin Horn, as every player who has completed his eligibility under Horn, both at South Carolina and Western Kentucky, has earned his degree.

HORN VS. RANKED OPPONENTS

■ Following South Carolina's loss to 12th-ranked Florida on Feb. 2, 2012, South Carolina head coach Darrin Horn holds a 7-22 overall record in his career against ranked opponents. Horn is 6-18 in games against ranked opponents at the helm of the Gamecock program. His victory over Drake and loss to UCLA both came during Western Kentucky's Sweet 16 run in the NCAA Tournament during the 2007-08 season.

Opponent	Date	Result
No. 1 Florida	Nov. 24, 2006	L, 68-101
No. 14 Gonzaga	Nov. 22, 2007	L, 71-74
No. 11 Tennessee	Dec. 15, 2007	L, 82-88
No. 14 Drake	March 21, 2008	W, 101-99
No. 3 UCLA	March 27, 2008	L, 78-88
No. 20 Clemson	Dec. 30, 2008	L, 87-98
No. 19 Baylor	Jan. 2, 2009	W, 85-84
No. 24 Tennessee	Jan. 17, 2009	L, 79-82
No. 24 Florida	Jan. 21, 2009	W, 70-69
No. 24 Kentucky	Jan. 31, 2009	W, 78-77
No. 18 Clemson	Dec. 6, 2009	L, 72-61
No. 22 Ole Miss	Jan. 20, 2010	L, 57-66
No. 1 Kentucky	Jan. 26, 2010	W, 68-62
No. 14 Tennessee	Feb. 6, 2010	L, 53-79
No. 20/18 Tennessee	Feb. 20, 2010	L, 55-63
No. 2 Kentucky	Feb. 25, 2010	L, 61-82
No. 13/19 Vanderbilt	March 6, 2010	W, 77-73
No. 2/2 Michigan State	Nov. 16, 2010	L, 73-82
No. 2/2 Ohio State	Dec. 18, 2010	L, 57-79
No. 22/24 Vanderbilt	Jan. 8, 2011	W, 83-75 (OT)
No. 12/12 Kentucky	Jan. 22, 2011	L, 58-67
No. 23/24 Vanderbilt	Feb. 5, 2011	L, 60-78
No. 17/19 Florida	Feb. 9, 2011	L, 60-79
No. 22/22 Kentucky	Feb. 19, 2011	L, 59-90
No. 1/1 North Carolina	Nov. 25, 2011	L, 62-87
No. 2/2 Ohio State	Dec. 17, 2011	L, 74-66
No. 2/2 Kentucky	Jan. 7, 2012	L, 79-64
No. 19/19 Florida	Jan. 14, 2012	L, 79-65
No. 12/11 Florida	Feb. 2, 2012	L, 74-66
Totals		7-22

EARLIER THIS SEASON VS. KENTUCKY

GAME 15 - SOUTH CAROLINA 64, #2 KENTUCKY 79 LEXINGTON, KY. - JAN. 7, 2012

LEXINGTON, Ky. - A strong second half wasn't enough for South Carolina to offset a cold shooting effort in the first half as No. 2 Kentucky took the SEC opener for both teams, 79-64, at Rupp Arena on Saturday.

South Carolina (8-7, 0-1 SEC) was led by freshman guard Damien Leonard's 15 points, while freshman forward Anthony Gill tallied 10, senior forward Malik Cooke added 11 and sophomore forward Damontre Harris contributed 10. Gill also pulled down a team-high seven rebounds, while Cooke and sophomore forward RJ Slawson both collected six.

Kentucky's (15-1, 1-0 SEC) Terrence Jones led all scorers with 20 points, while freshman forward Anthony Davis tallied 12 points and 10 rebounds for a double-double. The game was the third this season for South Carolina against an opponent ranked in the top two in the nation, as the Gamecocks also faced then-No. 1 North Carolina and then-No. 2 Ohio State.

South Carolina out-rebounded the Wildcats, 32-30, including a 16-7 advantage on the offensive glass, which led to 15 second-chance points for the Gamecocks. South Carolina's bench contributed 28 points, and the Gamecocks tallied 16 points off of Kentucky turnovers.

Despite a cold shooting effort in the first half, South Carolina collected 10 offensive rebounds in the set. The Gamecocks jumped out to a quick 4-0 lead on a dunk by Harris and layup by Gill, but UK would outscore the Gamecocks 9-3 over the course of the next five minutes to hold a 9-7 lead with 14:38 remaining in the opening half.

With a 21-17 lead, Kentucky ended the first half on a 13-1 run to push the advantage into double digits at 34-18 at the halftime break. South Carolina hit just 25 percent from the floor (8-32) in the first half.

The Gamecocks found an offensive rhythm in the second half, eventually holding a 46-45 advantage during the set, hitting 53.1 percent (17-32). Leonard scored all but three of his points in the half, connecting on four shots, including two 3s and a pair of free throws.

Kentucky lengthened its lead to open the half, but Slawson hit a 3 with 11:58 on the clock, and Leonard added two from 3-point range over the course of the next two minutes to pull the Gamecocks within 13 at 58-45.

UK's Kidd-Gilchrist would add a dunk and two free throws, but a 3 by sophomore guard Bruce Ellington and a jumper by Leonard pulled the Gamecocks within 12 with just under eight minutes remaining in the contest.

The Gamecocks followed with a turnover and missed shots, which allowed the Wildcats to hold the lead and close the 79-64 victory.

GAME NOTES VS. KENTUCKY, JAN. 7, 2012

- The contest marked the SEC opener for both schools.
- Freshman shooting guard Damien Leonard was solid in the game at Rupp Arena, posting a team-best 15 points, hitting three 3s and five overall shots.
- South Carolina trailed by 16 at halftime and out-scored the Wildcats 46-45 in the second half.
- South Carolina out-rebounded Kentucky 32-30 in the game. Freshman forward Anthony Gill collected seven rebounds in his first-career SEC game, and posted 10 points and three steals.

NON-CONFERENCE SCHEDULE

Contests against at least five teams that competed in the 2011 NCAA Tournament highlight the 2011-12 South Carolina men's basketball non-conference schedule. South Carolina will host 11 non-conference contests at Colonial Life Arena, including one exhibition, the first two rounds of the Las Vegas Invitational, Providence in the Big East/SEC Challenge and Big Ten powerhouse Ohio State. The Gamecocks will face at least six teams that compiled 18 or more wins last season, including North Carolina, Southern California or UNLV, Clemson, Ohio State and Wofford, which all advanced to the NCAA Tournament. South Carolina is slated to face five BCS schools during the coming non-conference portion of the schedule.

2012 SEC TOURNAMENT

The 2012 SEC Tournament returns to New Orleans, La., next spring, marking the third time the city has hosted the event. It will be the first time the tournament will be held at the New Orleans Arena. The SEC Basketball Tournament semifinals and championship game will be televised nationally on ABC, while the first two rounds of the event will be televised on the SEC Network.

SEC DIVISIONAL PLAY

Starting with the 2011-12 season, this year marks the first time there will not be an East/West Division champion since the conference split into two divisions in 1992. The regular season standings will be listed from one through 12. This season the schedule will still reflect the divisions of years past, as South Carolina will still play the five schools who were also in the East - Florida, Georgia, Kentucky, Tennessee and Vanderbilt - twice, while playing the former West schools - Alabama, Arkansas, Auburn, LSU, Ole Miss and Mississippi State - once during the regular season.

HAUGHTON SIGNS WITH GAMECOCKS

South Carolina head men's basketball coach Darrin Horn announced on Nov. 9 the signing of Tyrone Haughton to a National Letter of Intent to attend South Carolina and join the men's basketball squad beginning with the 2012-13 season. Below is his bio information:

Tyrone Haughton - 6-10 - 195 - Miami, Fla. - Dr. Michael M. Krop High School

Solid under the basket, physical presence defensively ... Excellent shot blocker and rebounder ... Rated the No. 24 center according to ESPN.com ... Averaged 11 points, 12 rebounds and six blocks per game as a junior for coach Shakey Rodriguez at Dr. Krop High School, a Florida high school basketball powerhouse Shot 62 percent from the field as a junior ... Named an All-Miami City honoree following 2010-11 campaign ... Chose South Carolina over UCONN, Alabama and Virginia Tech among others.

Official Basketball Box Score -- Game Totals -- Final Statistics

South Carolina vs Kentucky

01/07/12 4:00 pm at Rupp Arena - Lexington, KY

South Carolina 64 • 8-7, 0-1

#	Player	Total	3-Ptr			Rebounds			PF	TP	A	TO	Blk	Stl	Min
			FG-FGA	FG-FGA	FT-FTA	Off	Def	Tot							
13	GILL, Anthony	f	4-11	0-1	2-2	3	4	7	4	10	0	2	0	3	30
15	COOKE, Malik	f	5-14	0-2	1-2	2	4	6	1	11	3	1	0	1	38
24	HARRIS, Damontre	f	4-5	0-0	2-2	2	1	3	4	10	1	0	2	1	23
30	JACKSON, Lakeem	f	1-3	0-0	0-0	3	0	3	0	2	0	1	0	0	15
05	SMITH, Eric	g	1-4	1-2	0-0	0	3	3	0	3	1	1	0	0	12
02	RICHARDSON, Brian		0-2	0-2	0-0	0	0	0	1	0	0	0	0	1	5
23	ELLINGTON, Bruce		3-13	1-8	1-2	1	1	2	1	8	4	0	0	1	29
32	LEONARD, Damien		5-8	3-6	2-2	0	2	2	3	15	0	3	0	0	24
33	SLAWSON, RJ		2-4	1-1	0-0	5	1	6	4	5	1	1	1	1	19
45	GEATHERS, Carlton		0-0	0-0	0-0	0	0	0	0	0	0	1	0	0	5
	Team					0	0	0				2			
	Totals		25-64	6-22	8-10	16	16	32	18	64	10	12	3	8	200

FG % 1st Half: 8-32 25.0% 2nd half: 17-32 53.1% Game: 25-64 39.1% Deadball Rebounds 1,1
3FG % 1st Half: 1-10 10.0% 2nd half: 5-12 41.7% Game: 6-22 27.3%
FT % 1st Half: 1-2 50.0% 2nd half: 7-8 87.5% Game: 8-10 80.0%

Kentucky 79 • 15-1, 1-0

#	Player	Total	3-Ptr			Rebounds			PF	TP	A	TO	Blk	Stl	Min
			FG-FGA	FG-FGA	FT-FTA	Off	Def	Tot							
03	Jones, Terrence	f	8-9	1-2	3-5	2	1	3	2	20	1	4	0	0	32
14	Kidd-Gilchrist, M.	f	3-5	0-1	3-4	2	4	6	0	9	2	3	1	0	37
23	Davis, Anthony	f	5-10	0-0	2-2	2	8	10	2	12	0	1	7	2	30
20	Lamb, Doron	g	3-5	2-3	2-2	0	3	3	2	10	2	1	0	0	28
25	Teague, Marquis	g	6-10	1-1	4-5	0	3	3	1	17	4	2	0	1	36
01	Miller, Darius		1-6	0-2	2-2	0	1	1	3	4	4	3	0	0	19
30	Vargas, Eloy		1-1	0-0	0-0	0	0	0	0	2	0	0	0	1	10
33	Wiltjer, Kyle		2-3	1-2	0-2	0	1	1	1	5	0	1	0	0	8
	Team					1	2	3							
	Totals		29-49	5-11	16-22	7	23	30	11	79	13	15	8	4	200

FG % 1st Half: 13-23 56.5% 2nd half: 16-26 61.5% Game: 29-49 59.2% Deadball Rebounds 2,1
3FG % 1st Half: 2-5 40.0% 2nd half: 3-6 50.0% Game: 5-11 45.5%
FT % 1st Half: 6-9 66.7% 2nd half: 10-13 76.9% Game: 16-22 72.7%

Officials: Joe Lindsay, Tom Eades, Patrick Evans
Technical fouls: South Carolina-None. Kentucky-None.
Attendance: 24219

Score by periods	1st	2nd	Total
South Carolina	18	46	64
Kentucky	34	45	79

	In	Off	2nd	Fast
Points	Paint	T/O	Chance	Break
SC	26	16	15	0
UK	48	10	4	12

Last FG - SC 2nd-00:19, UK 2nd-01:27.

Largest lead - SC by 4 1st-18:38, UK by 21 2nd-12:53.

Score tied - 1 time.
Lead changed - 1 time.

TV/RADIO SPOT CHART



#1 BRENTON WILLIAMS
So. - G - 5-11 - 172
Kissimmee, Fla.
Santa Fe College



#2 BRIAN RICHARDSON
So. - G - 6-4 - 171
Wilson, N.C.
Greenfield School




#5 ERIC SMITH
So. - G - 5-11 - 210
Mullins, S.C.
Christ School



#13 ANTHONY GILL
Fr. - F - 6-8 - 235
Charlotte, N.C.
Charlotte Christian




#15 MALIK COOKE
R-Sr. - F - 6-6 - 215
Charlotte, N.C.
Nevada




#23 BRUCE ELLINGTON
So. - G - 5-9 - 197
Moncks Corner, S.C.
Berkeley



#24 DAMONTRE HARRIS
So. - F - 6-9 - 226
Fayetteville, N.C.
Trinity Christian




#30 LAKEEM JACKSON
Jr. - F - 6-5 - 238
Charlotte, N.C.
Christ School



#32 DAMIEN LEONARD
Fr. - G - 6-4 - 192
Greenville, S.C.
J.L. Mann



#33 RJ SLAWSON
So. - F - 6-8 - 207
Charleston, S.C.
Fort Dorchester



#45 CARLTON GEATHERS
R-Fr. - F - 6-10 - 250
Georgetown, S.C.
Carvers Bay



DARRIN HORN
Head Coach



NEILL BERRY
Assistant Coach



MIKE BOYNTON JR.
Assistant Coach



CYPHEUS BUNTON
Assistant Coach



JUSTIN PHELPS
Director of Operations

GAMECOCKS RECORD WHEN ...

At home	8-5
On the road	1-5
At neutral sites	0-2
In overtime	0-0
vs. Top 25 team	0-5
vs. Top 10 team	0-3
Leading at half	6-3
Trailing at half	3-9
Tied at half	0-0
Shooting 50% or better	3-1
Shooting between 39-49%	4-8
Shooting less than 39%	2-3
Opp. shooting 50% or better	0-5
Opp. shooting between 39-49%	4-7
Opp. shooting less than 39%	5-0
Shooting better than opp.	6-2
Shooting worse than/equal to opp.	3-10
Starters out-score opp. starters	5-0
Opp. starters score/equal more	4-12
Bench out-scores opp. bench	6-8
Opp. bench scores/equals more	3-4
Having more FTs than opp.	5-1
Having equal/less FTs than opp.	4-11
Have more TOs than opp.	1-6
Having equal/less TOs than opp.	8-6
Having more rebounds than opp.	5-7
Having equal/less rebounds than opp.	4-5
Making 6 or more 3FGs	4-10
Having 15 or more assists	1-1
Having less than 15 assists	8-11
Score more points in paint than opp.	7-4
Scoring equal/less points in paint than opp.	2-9
Scoring more points off TOs than opp.	7-6
Scoring equal/less points off TOs than opp.	2-7
Scoring more 2nd-chance points than opp.	5-7
Scoring equal/less 2nd-chance points than opp.	4-5
Scoring more fast break points than opp.	3-3
Scoring equal/less fast break points than opp.	6-9
Wearing white uniforms	8-4
Wearing Garnet uniforms	0-3
Wearing Black uniforms	1-3
Wearing Gray Uniforms	0-2
Playing on live TV	8-12
Playing in November	2-4
Playing in December	4-2
Playing in January	2-5
Playing in February	0-1
Playing in March	0-0
Playing a day-game	2-4
Playing a night-game	6-8
Playing on Sunday	1-1
Playing on a Monday	0-0
Playing on a Tuesday	3-2
Playing on a Wednesday	3-0
Playing on a Thursday	0-2
Playing on a Friday	1-1
Playing on a Saturday	1-6
Scoring margin is 5 points or less	3-4
Margin is between 6-10	1-4
Margin is between 11-20	2-3
Margin is more than 20	2-1
Scoring 59 points or less	3-3
Scoring 60-69 points	3-9
Scoring 70-79 points	3-0
Scoring 80-89 points	0-0
Scoring 90-99 points	0-0
Scoring 100+ points	0-0

MISCELLANEOUS

Current streak	L2
Home court streak	W1
Away streak	L4
Neutral court streak	L2

2011-12 SUPERLATIVES

(tied for team lead also included)

Scoring Leaders	'11-12	Career
Anthony Gill	5	5
Malik Cooke	9	15*
Eric Smith	1	1
RJ Slawson	1	1
Damontre Harris	3	3
Bruce Ellington	6	16
Damien Leonard	1	1

Rebounding Leaders	'11-12	Career
Lakeem Jackson	1	16
Damontre Harris	7	7
Anthony Gill	7	7
RJ Slawson	3	4
Malik Cooke	4	14*

Assists Leaders	'11-12	Career
Lakeem Jackson	6	23
Eric Smith	2	6
Damien Leonard	1	1
Anthony Gill	2	2
Malik Cooke	6	6*
Bruce Ellington	7	25
RJ Slawson	1	1

Blocks Leaders	'11-12	Career
Damontre Harris	13	19
Anthony Gill	3	3
Malik Cooke	4	8*
Carlton Geathers	5	5
RJ Slawson	1	2
Bruce Ellington	1	1
Lakeem Jackson	1	3

Steals Leaders	'11-12	Career
Brenton Williams	2	2
Damontre Harris	5	9
Lakeem Jackson	3	15
Damien Leonard	2	2
Malik Cooke	13	26*
Anthony Gill	2	2
Brian Richardson	1	7
RJ Slawson	1	2
Bruce Ellington	1	10

Double-Figure Scoring	'11-12	Career
Anthony Gill	9	9
Malik Cooke	15	30*
Brenton Williams	3	3
Lakeem Jackson	1	18
Eric Smith	2	2
Damien Leonard	4	4
RJ Slawson	2	3
Damontre Harris	7	8
Bruce Ellington	6	23

20+ points	'11-12	Career
Malik Cooke	3	4*
Bruce Ellington	1	8

30+ points	'11-12	Career
-	-	-

Double-Figure Rebounding	'11-12	Career
Lakeem Jackson	1	6
Damontre Harris	2	3
RJ Slawson	1	1
Malik Cooke	1	5

5+ assists	'11-12	Career
Lakeem Jackson	1	6
Bruce Ellington	1	7

3+ steals	'11-12	Career
Brenton Williams	2	2
Lakeem Jackson	1	6
Malik Cooke	6	11*
RJ Slawson	1	1
Anthony Gill	1	1
Damontre Harris	1	1

2+ blocks	'11-12	Career
Damontre Harris	11	18
Malik Cooke	5	5*
Carlton Geathers	2	2
RJ Slawson	2	2
Anthony Gill	1	1
Lakeem Jackson	1	4

Double-Doubles	'11-12	Career
RJ Slawson	1	1
Malik Cooke	1	2*
Damontre Harris	1	1

Clutch Free Throws (under 5 min/OT)	'11-12	Career
Anthony Gill	13-17	.765
RJ Slawson	2-4	.500
Malik Cooke	21-28	.750
Damien Leonard	4-4	1.000
Damontre Harris	1-1	1.000
Brenton Williams	3-4	1.000
Bruce Ellington	4-6	.667
Shane Phillips	1-2	.500
Carlton Geathers	2-2	1.000
Totals	51-68	.750

* indicates at South Carolina

Miscellaneous	
Largest Halftime Lead	
SC	22, SC State
Opp	16, Kentucky
Smallest Halftime Lead	
SC	1, vs. Florida
Opp	2, Alabama
Fewest Points In First Half	
SC	12, vs. Vanderbilt
Opp	16, SE Louisiana
Most Points In First Half	
SC	45, SC State
Opp	45, North Carolina
Most Points In Second Half	
SC	47, vs. Presbyterian
Opp	45, Ohio State, Kentucky, Vanderbilt
Fewest Points In Second Half	
SC	24, at Auburn
Opp	24, Elon, vs. Florida
Largest Margin of Victory	
SC	28, vs. SC State
Opp	25, North Carolina
Smallest Margin of Victory	
SC	2, Alabama
Opp	1, Tennessee State

2011-12 GAME BY GAME COMPARISON

	Date	Result	FG-A	Pct	3FG-A	Pct	FT-A	Pct	O-D-Total	PF	Pts	A	TO	Blk	Stl	Min	Half
Western Carolina			17-47	.362	6-18	.333	10-16	.625	13-16-29	17	50	10	19	4	8	200	25
South Carolina	Nov. 11	W, 75-50	30-59	.508	5-12	.417	10-17	.588	18-19-37	14	75	14	12	5	11	200	35
Elon			16-40	.400	6-16	.375	20-28	.714	8-30-38	18	58	9	14	3	1	200	34
South Carolina	Nov. 15	L, 58-53	20-64	.313	3-27	.111	10-17	.588	18-22-40	24	53	6	7	2	9	200	23
Tennessee State			21-47	.447	10-22	.455	12-21	.571	6-22-28	23	64	15	13	1	9	200	33
South Carolina	Nov. 20	L, 64-63	22-55	.400	7-26	.269	12-20	.600	12-21-33	21	63	13	16	7	5	200	19
Miss Valley State			20-49	.408	7-17	.412	10-16	.625	7-23-30	24	57	12	14	5	8	200	26
South Carolina	Nov. 22	W, 61-57	19-48	.396	6-18	.333	17-25	.680	12-24-36	17	61	9	13	7	7	200	30
North Carolina			31-67	.463	8-16	.500	17-30	.567	15-20-35	15	87	22	10	3	11	200	45
South Carolina	Nov. 25	L, 87-62	23-55	.418	9-23	.391	7-12	.583	14-29-43	25	62	12	25	7	5	200	30
Southern California			24-48	.500	7-11	.636	8-12	.667	14-14-28	13	63	7	10	1	6	200	30
South Carolina	Nov. 26	L, 63-60	22-42	.524	8-17	.471	8-8	1.000	6-12-18	16	60	10	13	4	4	200	26
Providence			24-50	.480	6-11	.545	22-27	.815	7-27-34	10	76	16	15	10	4	200	34
South Carolina	Dec. 1	L, 76-67	26-72	.361	6-30	.200	9-10	.900	20-20-40	19	67	9	13	7	9	200	27
Clemson			19-50	.380	5-18	.278	12-16	.750	11-22-33	15	55	13	11	1	3	200	35
South Carolina	Dec. 4	W, 58-55	21-50	.420	5-15	.333	11-17	.647	10-23-33	16	58	8	8	5	6	200	28
Presbyterian			21-45	.467	7-18	.389	9-13	.692	7-17-24	13	58	13	18	2	3	200	25
South Carolina	Dec. 13	W, 66-58	26-56	.464	5-11	.455	9-11	.818	12-21-33	15	66	14	13	7	7	200	19
Ohio State			27-54	.500	5-16	.313	15-20	.750	15-19-34	19	74	16	12	3	7	200	29
South Carolina	Dec. 17	L, 74-66	23-48	.479	6-15	.400	14-18	.778	7-12-19	18	66	9	15	4	3	200	33
SE Louisiana			15-43	.349	6-22	.273	7-13	.538	15-20-35	17	43	9	26	5	3	200	16
South Carolina	Dec. 21	W, 62-43	20-55	.364	6-18	.333	16-24	.667	17-17-34	18	62	9	10	4	11	200	25
Wofford			18-50	.360	5-19	.263	4-10	.400	14-20-34	13	45	10	15	1	4	200	21
South Carolina	Dec. 28	W, 57-45	20-45	.444	11-20	.550	6-10	.600	6-20-26	9	57	14	13	7	6	200	29
USC Upstate			25-63	.397	8-20	.400	8-15	.533	16-15-31	24	66	12	8	2	10	200	31
South Carolina	Dec. 31	W, 72-66	23-45	.511	4-11	.364	22-32	.688	11-26-37	18	72	9	14	6	4	200	40
SC State			18-52	.346	3-15	.200	12-23	.522	15-19-34	13	51	11	17	5	5	200	23
South Carolina	Jan. 3	W, 79-51	28-56	.500	11-23	.478	12-16	.750	10-26-36	20	79	17	13	6	11	200	45
Kentucky			29-49	.592	5-11	.455	16-22	.727	7-23-30	11	79	13	15	8	4	200	34
South Carolina	Jan. 7	L, 79-64	25-64	.391	6-22	.273	8-10	.800	16-16-32	18	64	10	12	3	8	200	18
Vanderbilt			23-40	.575	13-22	.591	8-8	1.000	7-20-27	15	67	19	18	2	4	200	22
South Carolina	Jan. 10	L, 67-57	22-53	.415	4-13	.308	9-11	.818	12-9-21	11	57	4	9	2	9	200	12
Florida			25-47	.532	12-24	.500	17-21	.810	7-18-25	17	79	19	10	3	4	200	40
South Carolina	Jan. 14	L, 79-65	23-55	.418	9-24	.375	10-14	.714	14-16-30	22	65	7	12	1	4	200	41
Auburn			22-50	.440	7-18	.389	12-18	.667	12-16-28	13	63	14	14	6	7	200	24
South Carolina	Jan. 21	L, 63-52	20-49	.408	6-18	.333	6-8	.750	12-17-29	15	52	8	23	7	10	200	28
Alabama			21-49	.429	4-18	.222	8-12	.667	11-28-39	14	54	11	15	6	4	200	29
South Carolina	Jan. 25	W, 56-54	22-68	.324	5-31	.161	7-9	.778	19-18-37	10	56	8	9	4	6	200	27
Ole Miss			24-49	.490	5-13	.385	13-24	.542	14-24-38	12	66	15	18	6	11	200	31
South Carolina	Jan. 28	L, 66-62	24-60	.400	8-21	.381	6-7	.857	12-16-28	17	62	15	13	2	12	200	28
Florida			22-59	.373	7-28	.250	23-32	.719	20-22-42	11	74	12	13	3	6	200	37
South Carolina	Feb. 2	L, 74-66	25-56	.446	6-21	.286	10-14	.714	10-20-30	28	66	8	15	7	4	200	28

2011-12 RESULTS: OVERALL, 9-12; HOME, 8-5; AWAY, 1-5; NEUTRAL, 0-2; SEC, 1-6

Date	Opponent	W/L	Score	Record	Points	Rebounds	Assists	Steals	Attendance
Nov. 11	Western Carolina	W	75-50	1-0	Gill (14)	Jackson (10)	Jackson (10)	Williams (5)	9,330 (paid)
Nov. 15	at Elon	L	58-53	1-1	Gill/Cooke (9)	Harris (10)	Leonard/Smith (2)	Harris/Jackson/Leonard (2)	1,589
Nov. 20	Tennessee State	L	64-63	1-2	Smith (18)	Harris (7)	Gill/Jackson (3)	Cooke/Leonard (2)	9,045 (paid)
Nov. 22	Miss Valley State	W	61-57	2-2	Cooke (18)	Gill (8)	Cooke (3)	Cooke (3)	6,723 (paid)
Nov. 25	vs. #1 North Carolina	L	87-62	2-3	Leonard (15)	Slawson (14)	Cooke (4)	Cooke (2)	5,567
Nov. 26	vs. Southern California	L	63-60	2-4	Harris (15)	Harris (6)	Jackson (4)	Gill (2)	1,798
Dec. 1	Providence	L	76-67	2-5	Cooke (21)	Slawson (8)	Cooke (3)	Cooke (4)	7,476 (paid)
Dec. 4	at Clemson	W	58-55	3-5	Gill/Harris (10)	Cooke (8)	Smith (3)	Cooke (4)	7,238
Dec. 13	Presbyterian	W	66-58	4-5	Ellington (15)	Gill (8)	Jackson/Ellington (3)	3 with 2	7,003 (paid)
Dec. 17	#2 Ohio State	L	74-66	4-6	Cooke (21)	Gill (4)	Cooke (3)	Cooke (2)	13,654 (paid)
Dec. 21	SE Louisiana	W	62-43	5-6	Cooke/Gill (14)	Harris (7)	Cooke (3)	Cooke (4)	7,972 (paid)
Dec. 28	Wofford	W	57-45	6-6	Ellington (17)	Gill (8)	Jackson (4)	Cooke/Harris (2)	8,152 (paid)
Dec. 31	USC Upstate	W	72-66	7-6	Cooke (24)	Cooke (10)	Cooke (3)	Harris (2)	6,876 (paid)
Jan.3	SC State	W	79-51	8-6	Cooke/Harris (11)	Slawson (9)	Jackson/Slawson (3)	Slawson (3)	6,557 (paid)
Jan. 7	at #2 Kentucky	L	79-64	8-7	Leonard (15)	Gill (7)	Ellington (4)	Gill (3)	24,219
Jan. 10	Vanderbilt	L	67-57	8-8	Ellington (20)	Harris (10)	Ellington (3)	Cooke (3)	8,353 (paid)
Jan. 14	#19 Florida	L	79-65	8-9	Ellington (17)	Cooke (7)	Ellington (3)	Cooke (2)	11,308 (paid)
Jan. 21	at Auburn	L	63-52	8-10	Gill/Ellington (9)	Harris (7)	Ellington (4)	Harris/Ellington/Jackson (2)	8,329
Jan. 25	Alabama	W	56-54	9-10	Cooke (18)	Slawson/Gill (9)	Gill (3)	Cooke (2)	7,807 (paid)
Jan. 28	at Ole Miss	L	66-62	9-11	Cooke (17)	Cooke (7)	Ellington (5)	Cooke/Williams (3)	7,396
Feb. 2	at # 12/11 Florida	L	74-66	9-12	Ellington (15)	Harris (9)	Ellington (3)	Harris (3)	10,003 (paid)

2011-12 STARTING LINEUPS

Guard	Guard	Forward	Forward	Forward	2011-12	Games
Jackson	Leonard	Gill	Harris	Cooke	1-2	3
Smith	Leonard	Gill	Harris	Cooke	1-3	4
Smith	Jackson	Gill	Harris	Cooke	6-3	9
Ellington	Richardson	Gill	Harris	Cooke	0-2	2
Ellington	Leonard	Gill	Harris	Cooke	1-2	3



DARRIN HORN FILE

Born December 24, 1972, in Glasgow, Ky.
High School Bates Creek, Lexington, Ky., 1991
College Western Kentucky University, 1995
College Athletics Four-year letterman, All-Sun Belt Conference, Academic All-America
Wife Carla (Walker)
Children Caroline and Walker

COACHING EXPERIENCE

- Western Kentucky, assistant coach, 1995-97
- Morehead State, assistant coach, 1997-99
- Marquette, assistant coach, 1999-03
- Western Kentucky, head coach, 2003-08
- **South Carolina, head coach, 2008-present**

HEAD COACHING CAREER

WESTERN KENTUCKY (2003-2008)

2003-04	15-13	SBC Tournament 2nd Round
2004-05	22-9	NIT 2nd Round
2005-06	23-8	NIT 1st Round
2006-07	22-11	SBC Tournament 1st Round
2007-08	29-7	NCAA Tournament Sweet 16
5 years	111-48 (.698)	

SOUTH CAROLINA (2008-PRESENT)

2008-09	21-10	NIT 1st Round
2009-10	15-16	-
2010-11	14-16	-
2011-12	9-12	
4 years	59-54 (.522)	
Career Total	170-102 (.625)	

2008-09 (SOUTH CAROLINA)

Record: 21-10
Home: 16-3; Away: 5-6; Neutral: 0-1
SEC: 1-1st East
Record: 10-6 (Home: 7-1; Away: 3-5)



11/14	Jacksonville State	W, 89-76
11/16	Winthrop	W, 86-63
11/22	USC Upstate	W, 75-53
11/25	Gardner-Webb	W, 85-70
11/28	at C.of Charleston	L, 80-82 (ot)
12/2	at Princeton	W, 84-58
12/5	Furman	W, 72-48
12/16	NC Central	W, 90-43
12/20	The Citadel	W, 80-66
12/23	Presbyterian	W, 75-56
12/30	Clemson	L, 87-98
1/2	at Baylor	W, 85-84
1/5	Wofford	W, 78-61
1/10	Auburn*	W, 68-56
1/14	at LSU*	L, 68-85
1/17	at Tennessee*	L, 79-82
1/21	Florida*	W, 70-69
1/24	Mississippi*	W, 82-71
1/28	Vanderbilt*	W, 86-76
1/31	at Kentucky*	W, 78-77
2/3	at Florida*	L, 93-97
2/7	Georgia*	W, 79-68
2/14	at Alabama*	W, 75-73
2/18	at Mississippi State*	L, 70-75
2/21	Arkansas*	W, 82-78 (ot)
2/25	Kentucky*	W, 77-59
2/28	at Vanderbilt*	L, 83-96
3/5	Tennessee*	L, 70-86
3/7	at Georgia*	W, 68-51
3/13	(1) vs. Mississippi State	L, 68-82
3/17	(2) Davidson	L, 63-70

* SEC Conference game
 (1) SEC Tournament, Tampa, Fla. - (2) NIT, Columbia, S.C.

2009-10 (SOUTH CAROLINA)

Record: 15-16
Home: 11-5; Away: 2-9; Neutral: 2-2
SEC: 5th East
Record: 6-10 (Home: 4-4; Away: 2-6)



11/13	Alabama A&M	W, 88-50
11/16	Georgia Southern	W, 90-66
11/19	(1) vs. La Salle	W, 78-68
11/20	(1) vs. USF	W, 69-66
11/22	(1) vs. Miami (Fla.)	L, 70-85
11/27	Jacksonville	W, 97-93
12/2	Western Kentucky	W, 74-56
12/6	at Clemson	L, 61-72
12/16	Richmond	W, 76-58
12/19	at Wofford	L, 61-68
12/21	Furman	W, 81-57
12/30	at Boston College	L, 76-85
1/2	Baylor	L, 74-85
1/5	Longwood	W, 88-58
1/9	at Auburn*	W, 80-71
1/13	LSU*	W, 67-58
1/16	Vanderbilt*	L, 79-89
1/20	at Ole Miss*	L, 57-66
1/23	at Florida*	L, 56-58
1/26	Kentucky*	W, 68-62
1/30	Georgia*	W, 78-77
2/6	at Tennessee*	L, 53-79
2/10	Florida*	W, 77-71
2/13	at Georgia*	L, 61-66
2/17	at Arkansas*	L, 79-92
2/20	Tennessee*	L, 55-63
2/25	at Kentucky*	L, 61-82

2/27	Mississippi State*	L, 63-76
3/3	Alabama*	L, 70-79
3/6	at Vanderbilt*	W, 77-73
3/11	(2) Alabama	L, 63-68

* SEC Conference game
 (1) Charleston Classic, Charleston, S.C. -
 (2) SEC Tournament, Nashville, Tenn.

2010-11 (SOUTH CAROLINA)

Record: 14-16
Home: 11-6; Away: 3-5; Neutral: 0-1
SEC: 6th East
Record: 5-11 (Home: 3-5; Away: 2-6)



11/12	Elon	W, 94-79
11/16	at Michigan State	L, 73-82
11/19	Radford	W, 85-56
11/23	USC Upstate	W, 57-41
11/27	at WKU	W, 87-85
12/1	Delaware State	W, 74-61
12/5	Clemson	W, 64-60
12/11	Wofford	W, 64-53
12/18	at Ohio State	L, 57-79
12/22	at Furman	L, 75-91
12/29	Jacksonville State	W, 56-49
1/1	Boston College	L, 70-85
1/4	SC State	W, 91-56
1/8	Vanderbilt*	W, 83-75
1/12	at Alabama*	L, 47-57
1/15	at Florida*	W, 72-69
1/19	Arkansas*	W, 81-74
1/22	Kentucky*	L, 58-67
1/29	Auburn*	L, 64-79
2/2	at LSU*	W, 64-56
2/5	at Vanderbilt*	L, 60-78
2/9	Florida*	L, 60-79
2/12	Georgia*	L, 56-60
2/16	at Tennessee*	L, 67-73
2/19	at Kentucky*	L, 59-90
2/22	Ole Miss*	W, 79-73
2/26	at Georgia*	L, 48-64
3/3	Tennessee*	L, 69-73
3/5	at Mississippi State*	L, 58-60
3/10	(1) vs. Ole Miss	L, 55-66

* SEC Conference game
 (1) SEC Tournament, Atlanta, Ga.

2011-12 (SOUTH CAROLINA)

Record: 9-12
Home: 8-5; Away: 1-5; Neutral: 0-2
SEC: -
Record: 1-6



11/11	Western Carolina	W, 75-50
11/15	at Elon	L, 53-58
11/20	Tennessee State	L, 63-64
11/22	Miss Valley State	W, 61-57
11/25	vs. North Carolina	L, 62-87
11/26	vs. Southern California	L, 60-63
12/1	Providence	L, 67-76
12/4	at Clemson	W, 58-55
12/13	Presbyterian	W, 66-58
12/17	Ohio State	L, 66-74
12/21	SE Louisiana	W, 62-43
12/28	Wofford	W, 57-45
12/31	USC Upstate	W, 72-66
1/3	SC State	W, 79-51
1/7	at Kentucky	L, 64-79
1/10	Vanderbilt	L, 67-57
1/14	Florida	L, 65-79
1/21	at Auburn	L, 52-63
1/25	Alabama	W, 56-54
1/28	at Ole Miss	L, 62-66
2/2	at Florida	L, 74-66

SOUTH CAROLINA SUPERLATIVES UNDER HORN

Most Field Goals Made

1. 36, at Florida, Feb. 3, 2009
2. 35, vs. Elon, Nov. 12, 2010
- 35, vs. Jacksonville, Nov. 27, 2009
4. 34, at Vanderbilt, Feb. 28, 2009
- 34, at Baylor, Jan. 2, 2009
- 34, vs. Jacksonville State, Nov. 14, 2008

Most Field Goals Attempted

1. 83, at WKU, Nov. 27, 2010
- 83, vs. Baylor, Jan. 2, 2010
3. 81, at Vanderbilt, Feb. 28, 2009
4. 76, vs. Miami (Fla.), Nov. 22, 2009
- 76, vs. Mississippi State, March 13, 2009
- 76, at Kentucky, Jan. 31, 2009

Highest Field Goal Percent

1. 58.1% (32-55), vs. Presbyterian, Dec. 23, 2008
2. 57.3% (35-61), vs. Jacksonville, Nov. 27, 2009
3. 54.2% (32-59), at Princeton, Dec. 2, 2008
4. 53.9% (34-63), at Baylor, Jan. 2, 2009
5. 53.2% (33-62), vs. SC State, Jan. 4, 2011

Most 3-Point Field Goals Made

1. 12, at Furman, Dec. 22, 2010
2. 11, vs. SC State, Jan. 3, 2012
- 11, vs. Wofford, Dec. 28, 2011
- 11, vs. Radford, Nov. 19, 2010
- 11, at Michigan State, Nov. 16, 2010
- 11, at Arkansas, Feb. 17, 2010
- 11, vs. LSU, Jan. 13, 2010
- 11, at Auburn, Jan. 9, 2010
- 11, vs. Miami (Fla.), Nov. 22, 2009
- 11, at Florida, Feb. 3, 2009

Most 3-Point Field Goals Attempted

1. 35, at Vanderbilt, Feb. 28, 2009
2. 34, vs. Miami (Fla.), Nov. 22, 2009
3. 33, vs. Auburn, Jan. 29, 2011
4. 32, at Tennessee, Feb. 16, 2011
- 32, at Georgia, Feb. 13, 2010
- 32, vs. LSU, Jan. 13, 2010

Highest 3-Point Field Goal Percentage (min. 10 attempts)

1. 66.7% (8-12), at College of Charleston, Nov. 28, 2008
2. 57.1% (8-14), at Baylor, Jan. 2, 2009
3. 56.3% (9-16), vs. Elon, Nov. 12, 2010
- 56.3% (9-16), at Georgia, March 7, 2009
5. 55.0% (11-20), vs. Wofford, Dec. 28, 2011

Most Free Throws Made

1. 32, vs. Vanderbilt, Jan. 28, 2009
2. 28, vs. Georgia Southern, Nov. 16, 2009
- 28, vs. The Citadel, Dec. 20, 2008
4. 23, vs. Alabama A&M, Nov. 13, 2009
- 23, vs. Furman, Dec. 5, 2008

Most Free Throws Attempted

1. 49, vs. Vanderbilt, Jan. 28, 2009
2. 44, vs. Georgia Southern, Nov. 16, 2009
3. 34, vs. Furman, Dec. 5, 2008
4. 33, vs. The Citadel, Dec. 20, 2008
5. 32, vs. USC Upstate, Dec. 31, 2011
- 32, vs. Alabama A&M, Nov. 13, 2009

Highest Free Throw Percentage (min. 10 attempts)

1. 92.3% (12-13), vs. Tennessee, March 3, 2011
2. 90.9% (20-22), vs. Ole Miss, Feb. 22, 2011
3. 84.8% (28-33), vs. The Citadel, Dec. 20, 2008
4. 82.4% (14-17), at LSU, Feb. 2, 2011
5. 80.0% (12-15), vs. Richmond, Dec. 16, 2009

Most Offensive Rebounds

1. 23, vs. Winthrop, Nov. 16, 2008
2. 22, vs. Baylor, Jan. 2, 2010
3. 21, vs. USC Upstate, Nov. 23, 2010
- 21, vs. Radford, Nov. 19, 2010
- 21, at Michigan State, Nov. 16, 2010
- 21, vs. Richmond, Dec. 16, 2009

Most Defensive Rebounds

1. 36, at WKU, Nov. 27, 2010
2. 34, vs. USC Upstate, Nov. 23, 2010
3. 33, vs. Gardner-Webb, Nov. 25, 2008
4. 31, vs. Georgia Southern, Nov. 16, 2009
- 31, at Georgia, March 7, 2009

Most Total Rebounds

1. 55, vs. USC Upstate, Nov. 23, 2010
2. 53, at WKU, Nov. 27, 2010
3. 52, vs. Gardner-Webb, Nov. 25, 2008
4. 51, vs. Radford, Nov. 19, 2010
5. 48, vs. Vanderbilt, Jan. 8, 2011
- 48, vs. Winthrop, Nov. 16, 2008

Most Personal Fouls

1. 30, at Arkansas, Feb. 17, 2010
- 30, at Florida, Feb. 3, 2009
- 27, vs. Davidson, March 17, 2009
4. 26, vs. Auburn, Jan. 29, 2011
- 26, at Vanderbilt, Feb. 28, 2009
- 26, at LSU, Jan. 14, 2009

Most Points

1. 97, vs. Jacksonville, Nov. 27, 2009
2. 94, vs. Elon, Nov. 12, 2010
3. 93, at Florida, Feb. 3, 2009
4. 91, vs. SC State, Jan. 4, 2011
5. 90, vs. Georgia Southern, Nov. 16, 2009
- 90, vs. NC Central, Dec. 16, 2008

Fewest Points

1. 47, at Alabama, Jan. 12, 2011
2. 48, at Georgia, Feb. 26, 2011
3. 52, at Auburn, Jan. 21, 2012
- 53, at Elon, Nov. 15, 2011
- 53, at Tennessee, Feb. 6, 2010
6. 55, vs. Tennessee, Feb. 20, 2010
- 55, vs. Ole Miss, March 10, 2011

Most Assists

1. 23, vs. Elon, Nov. 12, 2010
2. 20, vs. NC Central, Dec. 16, 2008
3. 18, vs. Georgia Southern, Nov. 16, 2009
4. 17, vs. SC State, Jan. 3, 2012
- 17, vs. SC State, Jan. 4, 2011
- 17, vs. Georgia, Feb. 7, 2009
- 17, vs. Jacksonville State, Nov. 14, 2008

Fewest Turnovers

1. 5, vs. Mississippi State, March 13, 2009
2. 6, vs. Florida, Feb. 10, 2010
- 6, vs. Baylor, Jan. 2, 2010
- 6, vs. Wofford, Jan. 5, 2009
5. 7, vs. Tennessee State, Nov. 20, 2011
- 7, at Elon, Nov. 15, 2011
- 7, vs. Florida, Feb. 23, 2010
- 7, at Georgia, Feb. 13, 2010
- 7, vs. Boston College, Jan. 1, 2010

Most Blocks

1. 16, vs. Kentucky, Feb. 25, 2009
2. 15, vs. SC State, Jan. 4, 2011
3. 12, vs. Vanderbilt, Jan. 8, 2011
- 12, vs. Georgia Southern, Nov. 16, 2009
5. 11, vs. Auburn, Jan. 29, 2011
- 11, vs. Richmond, Dec. 16, 2009

Most Steals

1. 18, at Princeton, Dec. 2, 2008
2. 16, vs. Furman, Dec. 21, 2009
3. 15, vs. Vanderbilt, Jan. 16, 2008
- 15, vs. NC Central, Dec. 16, 2008
5. 14, vs. Baylor, Jan. 2, 2010
- 14, at Clemson, Dec. 6, 2009
- 14, vs. USC Upstate, Nov. 22, 2008

Most Points At Halftime

1. 52, vs. Alabama, A&M, Nov. 13, 2009
2. 49, vs. Radford, Nov. 19, 2010
- 49, vs. Jacksonville, Nov. 27, 2009
4. 47, vs. Longwood, Jan. 5, 2010
- 47, vs. USC Upstate, Nov. 22, 2008
- 47, vs. Jacksonville State, Nov. 14, 2008

Most Points By Opponent

1. 98, Clemson, Dec. 30, 2008
2. 97, Florida, Feb. 3, 2009
3. 96, Vanderbilt, Feb. 28, 2009
4. 93, Jacksonville, Nov. 27, 2009
5. 92, Arkansas, Feb. 17, 2010

Fewest Points By Opponent

1. 41, USC Upstate, Nov. 23, 2010
2. 42, SE Louisiana, Dec. 21, 2011
3. 43, NC Central, Dec. 16, 2008
4. 45, Wofford, Dec. 28, 2011
5. 48, Furman, Dec. 5, 2008

Most Field Goals Made By Opponent

1. 36, Clemson, Dec. 30, 2008
2. 35, Tennessee, March 5, 2009
3. 33, Boston College, Jan. 1, 2011
- 33, Vanderbilt, Jan. 16, 2010
5. 32, WKU, Nov. 27, 2010
- 32, Kentucky, Feb. 25, 2010

Fewest Field Goals Made By Opponent

1. 15, SE Louisiana, Dec. 21, 2011
- 15, USC Upstate, Nov. 23, 2010
3. 16, at Elon, Nov. 15, 2011
- 16, Furman, Dec. 5, 2008
5. 17, Western Carolina, Nov. 11, 2011
- 17, Wofford, Dec. 11, 2010
- 17, NC Central, Dec. 16, 2008

Most Rebounds By Opponent

1. 57, Miami (Fla.), Nov. 22, 2009
2. 52, WKU, Nov. 27, 2010
- 52, Baylor, Jan. 2, 2010
4. 50, Mississippi State, March 13, 2009
5. 49, Alabama, March 3, 2010
- 49, Georgia, March 7, 2009

Fewest Rebounds By Opponent

1. 25, Florida, January 14, 2012
- 27, Vanderbilt, January 10, 2012
- 27, Tennessee, March 3, 2011
4. 28, Southern California, Nov. 26, 2011
- 28, Tennessee State, Nov. 20, 2011
- 28, Vanderbilt, March 6, 2010
- 28, Presbyterian, Dec. 23, 2008
- 28, Furman, Dec. 5, 2008

GAME 21 - SOUTH CAROLINA 66, NO. 12/11 FLORIDA 74
GAINESVILLE, FLA. - FEB. 2, 2012

GAINESVILLE, Fla. - The Gamecocks pulled within six points, but solid free throw shooting down the stretch saw No. 12/11 Florida escape with a 74-66 win in SEC action at the Stephen C. O'Connell Center in Gainesville on Thursday night. The Gamecocks fall to 9-12, 1-6 SEC with the loss, while Florida improves to 18-4, 6-1 in league play.

Sophomore forward Damontre Harris had an impressive night for the Gamecocks with a near double-double, scoring 12 points, collecting nine rebounds and matching a career high with six blocks. Sophomore guard Bruce Ellington added 15 points and three assists.

Florida was led by junior guard Kenny Boynton with 24 points, while senior guard Irving Walker added 14 and freshman Bradley Beal added 17 and 11 rebounds.

After trailing by as many as 17 midway through the first half, the Gamecocks used a 9-1 run over the final 3:52 to pull within nine at the halftime break. Ellington led the Gamecocks with eight points in the set, with Harris adding six and four blocks.

The Gators held a five-point advantage at the under-16 minute media timeout and extended their lead to 10 points at 18-8 with 13:16 remaining. The Gamecocks continued to battle, as Harris was solid from the free throw line, and Cooke hit back-to-back jumpers late in the half.

Florida's Beal hit the only Gator point in the final minutes of the half on a free throw with 57 seconds remaining on the clock, and a layup by RJ Slawson at the buzzer put the score at 37-28 Florida at the break.

The teams traded baskets through the first part of the second half before the Gators took a timeout with 10:53 remaining after a 7-2 South Carolina run over the previous 3:23.

The Florida lead hovered around 10 points midway through the half. A layup by Cooke with 6:43 remaining pulled the Gamecocks within eight at 54-46. Following a missed 3 by Cooke, a tip-in by Gill saw the Gator lead at just six with 4:11 remaining.

Twice in the final three minutes the Gamecocks pulled within six. After a layup by Boynton with 55 seconds on the clock, sophomore guard Brenton Williams sank a 3 from the near corner for Carolina to bring the score to 67-62, but solid free throw shooting in the final minute by Florida saw the Gators escape with the 74-66 victory.

Official Basketball Box Score -- Game Totals -- Final Statistics

South Carolina vs Florida
2/2/12 9 p.m. at Stephen C. O'Connell Center

South Carolina 66 • 9-12, 1-6 SEC

#	Player	Total			3-Ptr			Rebounds			PF	TP	A	TO	Blk	Stl	Min
		FG-FGA	FG-FGA	FT-FTA	FG-FGA	FG-FGA	FT-FTA	Off	Def	Tot							
13	GILL, Anthony	f	5-7	1-2	0-0	3	2	5	5	11	1	0	0	0	25		
15	COOKE, Malik	f	5-12	0-3	2-2	1	3	4	4	12	2	3	0	1	28		
24	HARRIS, Damontre	f	4-5	0-0	4-4	2	7	9	3	12	0	1	6	3	37		
23	ELLINGTON, Bruce	g	6-14	3-7	0-2	0	1	1	4	15	3	4	0	0	37		
32	LEONARD, Damien	g	0-1	0-1	0-0	0	0	0	3	0	0	2	0	0	8		
01	WILLIAMS, Brenton	g	2-9	1-5	3-4	0	4	4	3	8	1	2	1	0	22		
02	RICHARDSON, Brian	g	2-6	1-3	0-0	1	1	2	2	5	0	1	0	0	12		
30	JACKSON, Lakeem	g	0-0	0-0	1-2	0	1	1	3	1	1	1	0	0	15		
33	SLAWSON, RJ	g	1-2	0-0	0-0	1	1	2	1	2	0	1	0	0	13		
45	GEATHERS, Carlton	g	0-0	0-0	0-0	0	0	0	0	0	0	0	0	0	3		
Team						2	0	2									
Totals			25-56	6-21	10-14	10	20	30	28	66	8	15	7	4	200		

FG % 1st Half: 10-22 45.5% 2nd half: 15-34 44.1% Game: 25-56 44.6% Deadball Rebounds 3
 3FG % 1st Half: 3-9 33.3% 2nd half: 3-12 25.0% Game: 6-21 28.6%
 FT % 1st Half: 5-5 100.0 2nd half: 5-9 55.6% Game: 10-14 71.4%

Florida 74 • 18-4, 6-1 SEC

#	Player	Total			3-Ptr			Rebounds			PF	TP	A	TO	Blk	Stl	Min
		FG-FGA	FG-FGA	FT-FTA	FG-FGA	FG-FGA	FT-FTA	Off	Def	Tot							
15	Yeguete, Will	f	2-3	0-0	0-0	2	6	8	2	4	0	1	1	1	28		
33	Murphy, Erik	f	2-10	0-4	0-0	2	4	6	2	4	1	0	1	1	28		
01	Boynton, Kenny	g	6-13	4-8	8-10	1	2	3	1	24	1	1	0	0	28		
11	Walker, Erving	g	4-11	2-6	4-6	2	2	4	0	14	7	3	0	2	33		
23	Beal, Bradley	g	5-11	1-6	6-9	5	6	11	2	17	1	2	0	0	35		
03	Rosario, Mike	g	1-5	0-2	2-2	1	0	1	0	4	0	1	0	0	8		
04	Young, Patric	g	2-4	0-0	1-3	4	1	5	1	5	1	4	1	1	25		
05	Wilbekin, Scottie	g	0-2	0-2	2-2	0	1	1	3	2	1	1	0	1	15		
Team						3	0	3									
Totals			22-59	7-28	23-32	20	22	42	11	74	12	13	3	6	200		


FG % 1st Half: 13-33 39.4% 2nd half: 9-26 34.6% Game: 22-59 37.3% Deadball Rebounds 6
 3FG % 1st Half: 6-15 40.0% 2nd half: 1-13 7.7% Game: 7-28 25.0%
 FT % 1st Half: 5-11 45.5% 2nd half: 18-21 85.7% Game: 23-32 71.9%

Officials: Mike Stuart, John Cahill, Doug Sirmons
 Technical fouls: South Carolina-None. Florida-None.
 Attendance: 10003
 USC #13 fouled out at :09 of second half

Score by periods	1st	2nd	Total
South Carolina	28	38	66
Florida	37	37	74

	In	Off	2nd	Fast	Bench
Points	Paint	T/O	Chance	Break	
SC	30	17	14	2	16
UF	30	21	17	2	11

Last FG - SC 2nd-00:13, UF 2nd-00:53. Score tied - 0 times.
 Largest lead - SC by 1 1st-19:08, UF by 17 1st-09:55. Lead changed - 2 times.



#23 - BRUCE ELLINGTON

SOPHOMORE - GUARD
5'9 - 197 - 1 LETTER
MONCK'S CORNER, S.C. - BERKELEY

ELLINGTON'S CAREER HIGHS

- POINTS**
31, at Furman (Dec. 22, 2010)
- FIELD GOALS**
11, at Furman (Dec. 22, 2010)
- FIELD GOAL ATTEMPTS**
23, at Furman (Dec. 22, 2010)
- 3-POINT FIELD GOALS**
6, twice, last vs. Vanderbilt (Jan. 8, 2011)
- 3-POINT FIELD GOAL ATTEMPTS**
13, twice, last vs. Tennessee (Feb. 16, 2011)
- FREE THROWS**
7, vs. Arkansas (Jan. 19, 2011)
- FREE THROW ATTEMPTS**
11, vs. Arkansas (Jan. 19, 2011)
- REBOUNDS**
8, vs. WKU (Nov. 27, 2010)
- ASSISTS**
8, vs. WKU (Nov. 27, 2010)
- BLOCKS**
1, vs. Ohio State (Dec. 17, 2011)
- STEALS**
4, at Michigan State (Nov. 16, 2010)
- MINUTES PLAYED**
46, vs. WKU (Nov. 27, 2010)

ELLINGTON'S SEASON HIGHS

- POINTS**
20, vs. Vanderbilt (Jan. 10, 2012)
- FIELD GOALS**
8, vs. Vanderbilt (Jan. 10, 2012)
- FIELD GOAL ATTEMPTS**
16, at Ole Miss (Jan. 28, 2012)
- 3-POINT FIELD GOALS**
5, vs. Wofford (Dec. 28, 2011)
- 3-POINT FIELD GOAL ATTEMPTS**
8, at Kentucky (Jan. 7, 2012)
- FREE THROWS**
4, at Clemson (Dec. 4, 2011)
- FREE THROW ATTEMPTS**
4, twice, last vs. Presbyterian (Dec. 13, 2011)
- REBOUNDS**
3, 4 times, last at Auburn (Jan. 21, 2012)
- ASSISTS**
5, at Ole Miss (Jan. 28, 2012)
- BLOCKS**
1, vs. Ohio State (Dec. 17, 2011)
- STEALS**
2, at Auburn (Jan. 21, 2012)
- MINUTES PLAYED**
37, twice, last at Florida (Feb. 2, 2012)

2011-12																					
Opponent	Date	GS	Min	FG-FGA	Pct	3FG-FGA	Pct	FT-FTA	Pct	Off	Def	Tot	Avg	PF	FO	A	TO	Blk	Stl	Pts	Avg
Western Carolina	Nov. 11	-	-	-	-	-	-	-	-	-	-	-	-	-	-	-	-	-	-	-	-
at Elon	Nov. 15	-	-	-	-	-	-	-	-	-	-	-	-	-	-	-	-	-	-	-	-
Tenn State	Nov. 20	-	-	-	-	-	-	-	-	-	-	-	-	-	-	-	-	-	-	-	-
Miss Valley State	Nov. 22	-	-	-	-	-	-	-	-	-	-	-	-	-	-	-	-	-	-	-	-
UNC	Nov. 25	-	-	-	-	-	-	-	-	-	-	-	-	-	-	-	-	-	-	-	-
So. California	Nov. 26	-	-	-	-	-	-	-	-	-	-	-	-	-	-	-	-	-	-	-	-
Providence	Dec. 1	27	3-11	.273	0-4	.000	0-0	.000	1	1	2	2.0	3	0	1	2	0	0	6	6.0	
at Clemson	Dec. 4	23	2-8	.263	1-4	.125	4-4	1.000	0	0	0	1.0	3	0	2	2	0	1	9	7.5	
Presbyterian	Dec. 13	25	6-14	.333	1-3	.182	2-4	.750	2	1	3	1.7	1	0	3	2	0	1	15	10.0	
Ohio State	Dec. 17	23	3-7	.350	2-4	.267	0-0	.750	0	1	1	1.5	4	0	1	1	1	1	8	9.5	
SE Louisiana	Dec. 21	21	1-7	.313	0-3	.211	0-0	.750	0	2	2	1.6	2	0	1	2	0	2	8.0		
Wofford	Dec. 28	25	5-7	.364	5-6	.360	2-2	.800	0	3	3	1.8	2	0	1	2	0	0	17	9.5	
USC Upstate	Dec. 31	-	-	-	-	-	-	-	-	-	-	-	-	-	-	-	-	-	-	-	-
SC State	Jan. 3	13	3-5	.383	3-3	.429	0-0	.800	0	0	0	1.6	0	0	1	0	0	0	9	9.4	
at Kentucky	Jan. 7	29	3-13	.356	1-8	.361	1-2	.750	1	1	2	1.6	1	0	4	0	0	1	8	9.3	
Vanderbilt	Jan. 10	24	8-12	.400	1-2	.368	3-3	.800	0	0	0	1.4	2	0	3	0	0	0	20	10.4	
Florida	Jan. 14	* 28	6-14	.404	4-6	.409	1-2	.765	2	1	3	1.6	3	0	3	1	0	0	17	11.1	
at Auburn	Jan. 21	* 37	4-14	.389	1-5	.388	0-0	.765	0	3	3	1.7	2	0	4	5	0	2	9	10.9	
Alabama	Jan. 25	* 31	5-14	.386	2-7	.375	0-0	.765	0	2	2	1.8	0	0	2	1	0	0	12	11.0	
at Ole Miss	Jan. 28	* 36	4-16	.371	1-5	.361	0-0	.765	0	1	1	1.7	1	0	5	4	0	1	9	10.8	
at Florida	Feb. 2	* 37	6-14	.376	3-7	.368	0-2	.684	0	1	1	1.6	4	0	3	4	0	0	15	11.1	
Kentucky	Feb. 4																				
at Tennessee	Feb. 8																				
at Arkansas	Feb. 11																				
Georgia	Feb. 15																				
LSU	Feb. 18																				
at Vanderbilt	Feb. 22																				
Tennessee	Feb. 25																				
Mississippi State	Feb. 29																				
at Georgia	March 3																				

SEASON NOTES

Returned to South Carolina basketball team on Monday, Nov. 28, after competing with the Gamecock football team, where he posted two touchdowns on the year ... Named to the SEC All-Freshman football team ... Posted 707 all-purpose yards in 2011 ... (**BASKETBALL**) In first game of the season vs. Providence (Dec. 1), tallied six points and one assist in 27 minutes off the bench ... Tallied nine points, including the game-winning free throw, in 58-55 victory at Clemson (Dec. 4) ... Posted a season high 15 points, while adding three assists in win over Presbyterian (Dec. 13) ... Tallied eight points vs. No. 2 Ohio State (Dec. 17) ... Posted two points vs. SE Louisiana (Dec. 21) ... Season highs with 17 points and five made shots from beyond the arc in win over Wofford (Dec. 28) ... Will miss the USC Upstate contest while he competes with the South Carolina football team in Orlando for the Capital One Bowl ... Returned to basketball team, hitting a perfect 3-of-3 from 3-point range to score nine points off the bench vs. SC State (Jan. 3) ... Struggled from the floor at No. 2 Kentucky (Jan. 7), hitting just 3-of-13 ... Tallied eight points and a season high four assists vs. the Wildcats ... Tallied a season and team best 20 points, including 18 in the second half in loss vs. Vanderbilt (Jan. 10) ... Tallied a team high 17 points, while adding three assists in loss to No. 19 Florida (Jan. 14) ... Started for the first time this season vs. the Gators ... Tallied nine points and four assists, but had five turnovers in loss at Auburn (Jan. 21) ... Hit the first "last second" game winner of his career, scoring on a layup with 1.3 seconds left on the clock to give the Gamecocks their first SEC win, a 56-54 victory over Alabama (Jan. 25); contributed 12 points and two assists vs. the Crimson Tide ... Posted nine points and a season high five assists in loss at Ole Miss (Jan. 28) ... Led the team with 15 points and three assists at No. 12/11 Florida (Feb. 2) ...

CAREER VS. KENTUCKY (3 GAMES)

MIN	PTS	RBS	AST	BLK	STL	FG%	3FG%	FT%
28.0	7.7	3.0	4.3	0.0	0.3	20.0	13.6	60.0

CAREER STATISTICS

Season	GP-GS	Min	Avg	FG	FGA	Pct	3FG	3FGA	Pct	FT	FTA	Pct	Off	Def	Tot	Avg	PF	FO	Ast	TO	Blk	Stl	Pts	Avg
2010-11	30-30	928	30.9	138	423	.326	61	198	.308	47	74	.635	25	75	100	3.3	75	0	97	87	0	31	384	12.8
2011-12	14-5	379	27.1	59	157	.376	25	68	.368	13	19	.684	6	17	23	1.6	28	0	34	26	1	6	156	11.1
Totals	44-35	1307	29.7	197	580	.339	86	266	.323	60	93	.645	31	92	123	2.8	103	0	131	113	1	37	540	12.3

CAREER SEC STATISTICS

Season	GP-GS	Min	Avg	FG	FGA	Pct	3FG	3FGA	Pct	FT	FTA	Pct	Off	Def	Tot	Avg	PF	FO	Ast	TO	Blk	Stl	Pts	Avg
2011	16-16	500	31.3	69	237	.291	31	122	.254	23	35	.657	18	32	50	3.1	41	0	42	43	0	14	192	12.0
2012	7-5	222	31.7	36	97	.371	13	40	.325	5	9	.556	3	9	12	1.7	13	0	24	15	0	4	90	12.9
Totals	23-21	722	31.4	105	334	.314	44	162	.271	28	44	.636	21	41	62	2.7	54	0	66	58	0	18	282	12.3



#24 - DAMONTRE HARRIS

SOPHOMORE - FORWARD

6'9 - 226 - 1 LETTER

FAYETTEVILLE, N.C. - TRINITY CHRISTIAN

HARRIS' CAREER HIGHS

- POINTS**
15, vs. Southern Cal (Nov. 26, 2011)
- FIELD GOALS**
7, vs. Southern Cal (Nov. 26, 2011)
- FIELD GOAL ATTEMPTS**
11, twice, last vs. Alabama (Jan. 25, 2012)
- 3-POINT FIELD GOALS**
-
- 3-POINT FIELD GOAL ATTEMPTS**
1, twice, last vs. Tennessee (March 3, 2011)
- FREE THROWS**
4, twice, last at Florida (Feb. 2, 2012)
- FREE THROW ATTEMPTS**
7, vs. Elon (Nov. 15, 2011)
- REBOUNDS**
10, 3 times, last vs. Vanderbilt (Jan. 10, 2012)
- ASSISTS**
3, twice, last vs. Wofford (Dec. 28, 2011)
- BLOCKS**
6, twice, last at Florida (Feb. 2, 2012)
- STEALS**
3, at Florida (Feb. 2, 2012)
- MINUTES PLAYED**
37, twice, last at Florida (Feb. 2, 2012)

HARRIS' SEASON HIGHS

- POINTS**
15, vs. Southern Cal (Nov. 26, 2011)
- FIELD GOALS**
7, vs. Southern Cal (Nov. 26, 2011)
- FIELD GOAL ATTEMPTS**
11, twice, last vs. Alabama (Jan. 25, 2012)
- 3-POINT FIELD GOALS**
-
- 3-POINT FIELD GOAL ATTEMPTS**
-
- FREE THROWS**
4, twice, last at Florida (Feb. 2, 2012)
- FREE THROW ATTEMPTS**
7, vs. Elon (Nov. 15, 2011)
- REBOUNDS**
10, twice, last vs. Vanderbilt (Jan. 10, 2012)
- ASSISTS**
3, vs. Wofford (Dec. 28, 2011)
- BLOCKS**
6, twice, last at Florida (Feb. 2, 2012)
- STEALS**
3, at Florida (Feb. 2, 2012)
- MINUTES PLAYED**
37, twice, last at Florida (Feb. 2, 2012)

2011-12		Opponent	Date	GS	Min	FG-FGA	Pct	3FG-FGA	Pct	FT-FTA	Pct	Off	Def	Tot	Avg	PF	FO	A	TO	Blk	Stl	Pts	Avg
Western Carolina	Nov. 11	*	19	1-4	.250	0-0	.000	1-2	.500	1	0	1	1.0	4	0	0	1	2	0	3	3.0		
at Elon	Nov. 15	*	26	2-4	.300	0-0	.000	4-7	.556	6	4	10	5.5	1	0	0	1	1	2	8	5.5		
Tenn State	Nov. 20	*	16	2-2	.417	0-0	.000	1-1	.600	0	7	7	6.0	2	0	0	0	2	0	5	5.3		
Miss Valley State	Nov. 22	*	19	1-3	.400	0-0	.000	2-2	.667	2	1	3	5.3	2	0	0	1	1	0	4	5.0		
UNC	Nov. 25	*	19	0-2	.353	0-0	.000	0-0	.667	2	3	5	5.2	3	0	0	0	1	1	0	4.0		
So. California	Nov. 26	*	30	7-11	.464	0-0	.000	1-1	.692	3	3	6	5.3	1	0	0	0	2	0	15	5.8		
Providence	Dec. 1	*	15	0-1	.448	0-0	.000	0-0	.692	1	1	2	4.9	1	0	0	0	1	0	0	5.0		
at Clemson	Dec. 4	*	35	4-9	.447	0-0	.000	2-2	.733	3	3	6	5.0	2	0	0	1	5	1	10	5.6		
Presbyterian	Dec. 13	*	26	4-6	.477	0-0	.000	1-1	.750	0	3	3	4.8	4	0	2	1	5	0	9	6.0		
Ohio State	Dec. 17	*	28	2-4	.479	0-0	.000	0-0	.750	0	2	2	4.5	0	0	1	0	0	1	4	5.8		
SE Louisiana	Dec. 21	*	22	1-2	.480	0-0	.000	1-2	.722	3	4	7	4.7	4	0	0	2	1	2	3	5.5		
Wofford	Dec. 28	*	29	3-6	.482	0-0	.000	0-0	.722	2	5	7	4.9	1	0	3	2	5	2	6	5.6		
USC Upstate	Dec. 31	*	28	1-4	.467	0-0	.000	0-0	.722	1	4	5	4.9	4	0	2	0	3	2	2	5.3		
SC State	Jan. 3	*	21	4-9	.464	0-0	.000	3-3	.762	1	5	6	5.0	4	0	0	3	1	0	11	5.7		
at Kentucky	Jan. 7	*	23	4-5	.486	0-0	.000	2-2	.783	2	1	3	4.9	4	0	1	0	2	1	10	6.0		
Vanderbilt	Jan. 10	*	31	4-7	.494	0-0	.000	3-4	.778	7	3	10	5.2	2	0	0	3	1	1	11	6.3		
Florida	Jan. 14	*	23	3-3	.512	0-0	.000	3-4	.774	3	3	6	5.2	4	0	1	2	0	1	9	6.5		
at Auburn	Jan. 21	*	37	3-5	.517	0-0	.000	0-0	.774	3	4	7	5.3	1	0	0	5	6	2	6	6.4		
Alabama	Jan. 25	*	29	5-11	.510	0-0	.000	2-3	.765	3	0	3	5.2	3	0	0	2	0	0	12	6.7		
at Ole Miss	Jan. 28	*	16	3-3	.524	0-0	.000	0-0	.765	2	1	3	5.1	5	1	0	0	1	2	6	6.7		
at Florida	Feb. 2	*	37	4-5	.537	0-0	.000	4-4	.789	2	7	9	5.3	3	0	0	1	6	3	12	7.0		
Kentucky	Feb. 4																						
at Tennessee	Feb. 8																						
at Arkansas	Feb. 11																						
Georgia	Feb. 15																						
LSU	Feb. 18																						
at Vanderbilt	Feb. 22																						
Tennessee	Feb. 25																						
Mississippi State	Feb. 29																						
at Georgia	March 3																						

SEASON NOTES

Blocked two shots in season opener vs. Western Carolina (Nov. 11), but collected just one rebound and tallied three points ... Just two points away from first-career double-double with eight points and 10 rebounds vs. Elon (Nov. 15) ... Collected seven rebounds in just 16 minutes vs. Tennessee State (Nov. 20) ... Went 2-for-2 from the line against Mississippi Valley State (Nov. 22) and collected three rebounds with one block ... Collected five rebounds vs. #1 North Carolina (Nov. 25) ... Tallied a career high 15 points on 7-of-11 shooting from the field vs. Southern Cal (Nov. 26) ... One block vs. Providence (Dec. 1) ... Matched career high with five blocks, in a career high 35 minutes, while adding 10 points in win at Clemson (Dec. 4) ... Matched career high for second straight game with five blocks in win vs. Presbyterian (Dec. 13) ... Posted four points, one assist and one steal vs. No. 2 Ohio State (Dec. 17) ... Collected a team high seven rebounds vs. SE Louisiana (Dec. 21) ... Stellar numbers in win over Wofford (Dec. 28), matching career high with five blocks, while adding six points, seven rebounds, three assists and two steals in just 29 minutes ... Dished two assists and matched season high with two steals in 28 minutes vs. USC Upstate (Dec. 31) ... Matched Malik Cooke for a team high 11 points vs. SC State (Jan. 3) ... Tallied 10 points and two blocks at No. 2 Kentucky (Jan. 7) ... Collected first career double-double with 11 points and 10 rebounds vs. Vanderbilt (Jan. 10) ... Was in foul trouble vs. No. 19 Florida (Jan. 14), but scored nine points ... Blocked a career high six shots, while matching career high with two steals in loss at Auburn (Jan. 21) ... Tallied 12 points and blocked two shots in SEC victory vs. Alabama (Jan. 25) ... Fouled out in just 16 minutes played at Ole Miss (Jan. 28), contributed six points and two steals ... Career night at No. 12 Florida (Feb. 2), with six blocks, three steals and 12 points ...

CAREER VS. KENTUCKY (3 GAMES)

MIN	PTS	RBS	AST	BLK	STL	FG%	3FG%	FT%
24.3	6.7	4.0	0.3	1.3	0.3	64.3	0.0	1.000

CAREER STATISTICS

Season	GP-GS	Min	Avg	FG	FGA	Pct	3FG	3FGA	Pct	FT	FTA	Pct	Off	Def	Tot	Avg	PF	FO	Ast	TO	Blk	Stl	Pts	Avg
2010-11	29-19	491	16.9	47	82	.573	0	2	.000	13	22	.591	48	56	104	3.6	61	1	13	21	26	14	107	3.7
2011-12	21-21	529	25.2	58	108	.537	0	0	.000	30	38	.789	47	64	111	5.3	55	1	10	23	48	21	146	7.0
Totals	50-40	1020	20.4	105	190	.552	0	2	.000	43	60	.716	95	120	215	4.3	116	2	23	44	74	35	253	5.1

CAREER SEC STATISTICS

Season	GP-GS	Min	Avg	FG	FGA	Pct	3FG	3FGA	Pct	FT	FTA	Pct	Off	Def	Tot	Avg	PF	FO	Ast	TO	Blk	Stl	Pts	Avg
2011	16-15	293	18.3	28	49	.571	0	2	.000	7	10	.700	28	27	55	3.4	40	1	6	9	12	9	63	3.9
2012	7-7	196	28.0	26	39	.667	0	0	.000	14	17	.824	22	19	41	5.9	22	1	2	11	18	10	66	9.4
Totals	23-22	489	21.3	54	88	.613	0	2	.000	21	27	.778	50	46	96	4.2	62	2	8	20	30	19	129	5.6



#5 - ERIC SMITH

SOPHOMORE - GUARD
5'11 - 210 - 1 LETTER
MULLINS, S.C. - CHRIST SCHOOL

SMITH'S CAREER HIGHS

- POINTS**
18, vs. Tenn. State (Nov. 20, 2011)
- FIELD GOALS**
6, twice, last vs. Providence (Dec. 1, 2011)
- FIELD GOAL ATTEMPTS**
13, vs. Providence (Dec. 1, 2011)
- 3-POINT FIELD GOALS**
5, vs. Tenn. State (Nov. 20, 2011)
- 3-POINT FIELD GOAL ATTEMPTS**
8, vs. Providence (Dec. 1, 2011)
- FREE THROWS**
3, vs. Kentucky (Jan. 22, 2011)
- FREE THROW ATTEMPTS**
4, vs. Radford (Nov. 19, 2010)
- REBOUNDS**
3, 7 times, last at Kentucky (Jan. 7, 2012)
- ASSISTS**
7, vs. Ole Miss (Feb. 22, 2011)
- BLOCKS**
-
- STEALS**
2, 4 times, last vs. SE Louisiana (Dec. 21, 2011)
- MINUTES PLAYED**
31, vs. Miss. Valley State (Nov. 2, 2011)

SMITH'S SEASON HIGHS

- POINTS**
18, vs. Tenn. State (Nov. 20, 2011)
- FIELD GOALS**
6, twice, last vs. Providence (Dec. 1, 2011)
- FIELD GOAL ATTEMPTS**
13, vs. Providence (Dec. 1, 2011)
- 3-POINT FIELD GOALS**
5, vs. Tenn. State (Nov. 20, 2011)
- 3-POINT FIELD GOAL ATTEMPTS**
8, vs. Providence (Dec. 1, 2011)
- FREE THROWS**
1, 3 times, last vs. USC Upstate (Dec. 31, 2011)
- FREE THROW ATTEMPTS**
2, twice, last vs. Providence (Dec. 1, 2011)
- REBOUNDS**
3, 4 times, last at Kentucky (Jan. 7, 2012)
- ASSISTS**
4, vs. Western Carolina (Nov. 11, 2011)
- BLOCKS**
-
- STEALS**
2, 3 times, last vs. SE Louisiana (Dec. 21, 2011)
- MINUTES PLAYED**
31, vs. Miss. Valley State (Nov. 2, 2011)

2011-12		Opponent	Date	GS	Min	FG-FGA	Pct	3FG-3FGA	Pct	FT-FTA	Pct	Off	Def	Tot	Avg	PF	FO	A	TO	Blk	Stl	Pts	Avg
Western Carolina	Nov. 11	19	4-6	.667	1-2	.500	0-2	.000	0	0	0	0	0	0	0	0	4	1	0	0	9	9.0	
at Elon	Nov. 15	14	3-5	.636	0-2	.250	0-1	.000	0	1	1	0.5	2	0	2	1	0	1	6	7.5			
Tenn State	Nov. 20	18	6-10	.619	5-7	.545	1-1	.250	0	2	2	1.0	2	0	1	4	0	0	18	11.0			
Miss Valley State	Nov. 22	* 31	3-6	.593	2-3	.572	0-1	.200	1	2	3	1.5	2	0	2	4	0	2	8	10.3			
UNC	Nov. 25	* 27	2-6	.545	2-5	.526	0-0	.200	0	0	0	1.2	1	0	3	3	0	0	6	9.4			
So. California	Nov. 26	* 20	1-1	.559	1-1	.550	0-0	.200	0	0	0	1.0	4	0	1	3	0	1	3	8.3			
Providence	Dec. 1	* 28	6-13	.532	3-8	.500	1-2	.286	1	2	3	1.3	2	0	1	0	0	2	16	9.4			
at Clemson	Dec. 4	* 22	2-3	.540	0-1	.483	0-0	.286	0	2	2	1.4	2	0	3	1	0	0	4	8.8			
Presbyterian	Dec. 13	* 19	0-4	.500	0-1	.467	0-0	.286	0	3	3	1.6	1	0	2	0	0	0	0	7.8			
Ohio State	Dec. 17	* 23	2-5	.492	1-2	.469	0-0	.286	1	0	1	1.5	0	0	1	2	0	0	5	7.5			
SE Louisiana	Dec. 21	* 19	2-4	.492	1-2	.471	2-4	.364	0	0	0	1.4	0	0	1	0	0	2	7	7.5			
Wofford	Dec. 28	* 17	0-3	.470	0-2	.444	0-0	.364	0	0	0	1.3	0	1	2	0	0	0	6.8				
USC Upstate	Dec. 31	* 19	2-4	.471	0-1	.432	1-1	.417	0	0	0	1.2	5	1	1	4	0	0	5	6.7			
SC State	Jan. 3	* 16	3-5	.480	2-3	.450	0-0	.417	0	2	2	1.2	1	0	2	2	0	0	8	6.8			
at Kentucky	Jan. 7	* 12	1-4	.468	1-2	.452	0-0	.417	0	3	3	1.3	0	0	1	1	0	0	3	6.5			
Vanderbilt	Jan. 10	* 16	0-4	.446	0-2	.432	0-0	.417	0	0	0	1.3	0	0	1	1	0	0	6.1				
Florida	Jan. 14	2	0-0	.446	0-0	.432	0-0	.417	0	0	0	1.2	0	0	1	1	0	0	5.8				
at Auburn	Jan. 21	1	0-0	.446	0-0	.432	0-0	.417	0	0	0	1.1	0	0	0	0	0	0	5.6				
Alabama	Jan. 25	-	-	-	-	-	-	DNP	-	-	-	-	-	-	-	-	-	-	-	-	-	-	-
at Ole Miss	Jan. 28	-	-	-	-	-	-	DNP	-	-	-	-	-	-	-	-	-	-	-	-	-	-	-
at Florida	Feb. 2	-	-	-	-	-	-	DNP	-	-	-	-	-	-	-	-	-	-	-	-	-	-	-
Kentucky	Feb. 4																						
at Tennessee	Feb. 8																						
at Arkansas	Feb. 11																						
Georgia	Feb. 15																						
LSU	Feb. 18																						
at Vanderbilt	Feb. 22																						
Tennessee	Feb. 25																						
Mississippi State	Feb. 29																						
at Georgia	March 3																						

SEASON NOTES

Dished four assists with just one turnover, while adding a career high nine points in season opener vs. Western Carolina (Nov. 11) ... Dished two assists and added six points at Elon (Nov. 15) ... Doubled career high with 18 points on 6-of-10 shooting, including a 5-of-7 mark from 3-point range vs. Tennessee State (Nov. 20) ... Earned first career start against Mississippi Valley State (Nov. 22), posting eight points while getting career highs with three rebounds, two steals and 31 minutes played ... Collected three assists vs. #1 North Carolina (Nov. 25) ... Was solid in contest vs. Providence (Dec. 1), scoring 16 points, hitting 6-of-13 attempts from the field ... Hit crucial show with 25.9 seconds remaining in Clemson contest (Dec. 4), which pushed the Carolina lead to three points ... Dished three assists vs. the Tigers ... Talled two assists vs. Presbyterian (Dec. 13) ... Posted five points and one assist vs. No. 2 Ohio State (Dec. 17) ... Matched career high with two steals vs. SE Louisiana (Dec. 21) ... One assist vs. Wofford (Dec. 28) ... Five points and one assist vs. USC Upstate (Dec. 31) ... Talled eight points and two assists vs. SC State (Jan. 3) ... Matched career high with three rebounds at No. 2 Kentucky (Jan. 7) ... Posted one assist vs. No. 19 Florida (Jan. 14) ...

CAREER VS. KENTUCKY (3 GAMES)


MIN	PTS	RBS	AST	BLK	STL	FG%	3FG%	FT%
18.7	5.3	1.0	0.7	0.0	0.3	38.5	33.3	1.000

CAREER STATISTICS

Season	GP-GS	Min	Avg	FG	FGA	Pct	3FG	3FGA	Pct	FT	FTA	Pct	Off	Def	Tot	Avg	PF	FO	Ast	TO	Blk	Stl	Pts	Avg
2010-11	28-0	371	13.3	20	66	.303	8	35	.229	20	32	.625	6	16	22	0.8	29	0	42	25	0	6	68	2.4
2011-12	18-13	323	17.9	37	83	.446	19	44	.432	5	12	.417	3	17	20	1.1	22	1	28	30	0	8	98	5.4
Totals	46-13	694	15.0	57	149	.382	27	79	.341	25	44	.568	9	33	42	0.9	51	1	70	55	0	14	166	3.6

CAREER SEC STATISTICS

Season	GP-GS	Min	Avg	FG	FGA	Pct	3FG	3FGA	Pct	FT	FTA	Pct	Off	Def	Tot	Avg	PF	FO	Ast	TO	Blk	Stl	Pts	Avg
2011	16-0	260	16.3	15	49	.306	6	24	.250	13	17	.765	6	7	13	0.8	18	0	23	15	0	4	49	3.1
2012	4-2	31	7.8	1	8	.125	1	4	.250	0	0	.000	0	3	3	0.8	0	0	3	3	0	0	3	0.8
Totals	20-2	291	14.5	16	57	.280	7	28	.250	13	17	.765	6	10	16	0.8	18	0	26	18	0	4	52	2.6



#45 - CARLTON GEATHERS

R-FRESHMAN - FORWARD

6'10 - 250 - HS

GEORGETOWN, S.C. - CARVERS BAY

GEATHERS' SEASON HIGHS

POINTS

4, 3 times, last vs. SC State (Jan. 3, 2012)

FIELD GOALS

2, twice, last vs. SC State (Jan. 3, 2012)

FIELD GOAL ATTEMPTS

4, vs. Western Carolina (Nov. 11, 2011)

3-POINT FIELD GOALS

-

3-POINT FIELD GOAL ATTEMPTS

-

FREE THROWS

2, vs. SE Louisiana (Dec. 21, 2011)

FREE THROW ATTEMPTS

2, 3 times, last at Auburn (Jan. 21, 2012)

REBOUNDS

6, vs. Western Carolina (Nov. 11, 2011)

ASSISTS

1, vs. SC State (Jan. 3, 2012)

BLOCKS

3, twice, last vs. Providence (Dec. 1, 2011)

STEALS

2, vs. Vanderbilt (Jan. 10, 2012)

MINUTES PLAYED

16, vs. Western Carolina (Nov. 11, 2011)

2011-12

Opponent	Date	GS	Min	FG-FGA	Pct	3FG-FGA	Pct	FT-FTA	Pct	Off	Def	Tot	Avg	PF	FO	A	TO	Blk	Stl	Pts	Avg
Western Carolina	Nov. 11	16	2-4	.500	0-0	.000	0-0	.000	1	5	6	6.0	0	0	0	0	1	0	4	4.0	
at Elon	Nov. 15	8	0-0	.500	0-0	.000	0-0	.000	0	1	1	3.5	2	0	0	0	0	0	0	2.0	
Tenn State	Nov. 20	13	0-1	.400	0-0	.000	0-0	.000	1	1	2	3.0	1	0	0	0	1	0	0	1.3	
Miss Valley State	Nov. 22	11	0-0	.000	0-0	.000	0-0	.000	0	3	3	3.0	1	0	0	0	3	0	0	1.0	
UNC	Nov. 25	3	0-1	.333	0-0	.000	0-0	.000	0	2	2	2.8	2	0	0	0	0	0	0	0.8	
So. California	Nov. 26	3	0-0	.333	0-0	.000	0-0	.000	0	0	0	2.3	1	0	0	0	0	0	0	0.7	
Providence	Dec. 1	8	0-0	.333	0-0	.000	0-0	.000	0	3	3	2.4	1	0	0	1	3	0	0	0.6	
at Clemson	Dec. 4	3	0-1	.286	0-0	.000	0-0	.000	0	0	0	2.0	0	0	0	0	0	0	0	0.5	
Presbyterian	Dec. 13	4	0-0	.286	0-0	.000	0-0	.000	0	1	1	2.0	1	0	0	0	0	0	0	0.4	
Ohio State	Dec. 17	8	0-0	.286	0-0	.000	1-2	.500	1	2	3	2.1	0	0	0	0	1	0	1	0.5	
SE Louisiana	Dec. 21	11	1-3	.300	0-0	.000	2-2	.750	4	0	4	2.3	2	0	0	1	0	4	0.8		
Wofford	Dec. 28	5	1-1	.364	0-0	.000	0-0	.750	0	0	0	2.1	0	0	0	0	0	0	2	0.9	
USC Upstate	Dec. 31	3	1-1	.417	0-0	.000	0-0	.750	1	1	2	2.1	0	0	0	0	0	2	1.0		
SC State	Jan. 3	12	2-3	.467	0-0	.000	0-0	.750	1	1	2	2.1	4	0	1	1	1	0	4	1.2	
at Kentucky	Jan. 7	5	0-0	.467	0-0	.000	0-0	.750	0	0	0	1.9	0	0	0	1	0	0	0	1.1	
Vanderbilt	Jan. 10	3	0-0	.467	0-0	.000	0-0	.750	0	0	0	1.8	0	0	0	0	2	0	1.1		
Florida	Jan. 14	11	0-1	.438	0-0	.000	0-0	.750	0	0	0	1.7	1	0	0	0	1	0	0	1.0	
at Auburn	Jan. 21	3	0-0	.438	0-0	.000	1-2	.667	0	1	1	1.7	0	0	0	0	0	1	1.0		
Alabama	Jan. 25	3	0-0	.438	0-0	.000	0-0	.667	0	1	1	1.6	0	0	0	0	1	1	0.9		
at Ole Miss	Jan. 28	13	1-1	.471	0-0	.000	0-0	.667	1	1	2	1.7	1	0	0	0	1	1	2	1.0	
at Florida	Feb. 2	3	0-0	.471	0-0	.000	0-0	.667	0	0	0	1.6	0	0	0	0	0	0	0	1.0	
Kentucky	Feb. 4																				
at Tennessee	Feb. 8																				
at Arkansas	Feb. 11																				
Georgia	Feb. 15																				
LSU	Feb. 18																				
at Vanderbilt	Feb. 22																				
Tennessee	Feb. 25																				
Mississippi State	Feb. 29																				
at Georgia	March 3																				

SEASON NOTES

In first career contest, collected six rebounds and tallied four points in season opener vs. Western Carolina (Nov. 11) ... Saw action vs. Elon (Nov. 15), collecting one rebound ... Earned a block vs. Tennessee State (Nov. 20) ... Swatted a game-high and career high three blocks against Mississippi Valley State (Nov. 22) ... Blocked three shots vs. Providence (Dec. 1), matching a season high ... Tallied one block vs. No. 2 Ohio State (Dec. 17) ... Matched season high with four points vs. SE Louisiana (Dec. 21) ... Contributed two points in win over Wofford (Dec. 28) ... Posted two points vs. USC Upstate (Dec. 31) ... Tallied four points, two rebounds and dished his first career assist in win over SC State (Jan. 3) ... Saw action at No. 2 Kentucky (Jan. 7) ... Collected first two steals of his career vs. Vanderbilt (Jan. 10) ... Tallied the lone South Carolina block in the contest vs. No. 19 Florida ... Saw action in contest at Auburn (Jan. 21) ... Blocked one shots, and collected one steal in victory vs. Alabama (Jan. 25)... Posted two points, two rebounds, a block and one steal at Ole Miss (Jan. 28); played an SEC season high 13 minutes ...

CAREER VS. KENTUCKY (1 GAME)

MIN	PTS	RBS	AST	BLK	STL	FG%	3FG%	FT%
5.0	0.0	0.0	0.0	0.0	0.0	0.0	0.0	0.0

CAREER STATISTICS

Season	GP-GS	Min	Avg	FG	FGA	Pct	3FG	3FGA	Pct	FT	FTA	Pct	Off	Def	Tot	Avg	PF	FO	Ast	TO	Blk	Stl	Pts	Avg
2011-12	21-0	149	7.1	8	17	.471	0	0	.000	4	6	.667	10	23	33	1.6	17	0	1	4	13	4	20	1.0

CAREER SEC STATISTICS

Season	GP-GS	Min	Avg	FG	FGA	Pct	3FG	3FGA	Pct	FT	FTA	Pct	Off	Def	Tot	Avg	PF	FO	Ast	TO	Blk	Stl	Pts	Avg
2012	7-0	41	5.9	1	2	.500	0	0	.000	1	2	.500	1	3	4	0.6	2	0	0	1	3	4	3	0.4



#13 - ANTHONY GILL

FRESHMAN - FORWARD

6'8 - 235 - HS

CHARLOTTE, N.C. - CHARLOTTE CHRISTIAN

GILL'S SEASON HIGHS

POINTS

14, twice, last vs. SE Louisiana (Dec. 21, 2011)

FIELD GOALS

6, vs. Western Carolina (Nov. 11, 2011)

FIELD GOAL ATTEMPTS

11, at Kentucky (Jan. 7, 2012)

3-POINT FIELD GOALS

2, twice, last vs. SE Louisiana (Dec. 21, 2011)

3-POINT FIELD GOAL ATTEMPTS

4, vs. Kentucky (Jan. 14, 2011)

FREE THROWS

4, twice, last vs. SE Louisiana (Dec. 21, 2011)

FREE THROW ATTEMPTS

6, twice, last vs. SE Louisiana (Dec. 21, 2011)

REBOUNDS

9, twice, last vs. Alabama (Jan. 25, 2012)

ASSISTS

3, 3 times, last vs. Alabama (Jan. 25, 2012)

BLOCKS

2, vs. SC State (Jan. 3, 2012)

STEALS

3, at Kentucky (Jan. 7, 2012)

MINUTES PLAYED

33, 3 times, last last at Ole Miss (Jan. 28,

2011-12

Opponent	Date	GS	Min	FG-FGA	Pct	3FG-FGA	Pct	FT-FTA	Pct	Off	Def	Tot	Avg	PF	FO	A	TO	Blk	Stl	Pts	Avg
Western Carolina	Nov. 11	*	23	6-7	.857	1-1	1.000	1-2	.500	2	2	4	4.0	2	0	1	1	0	0	14	14.0
at Elon	Nov. 15	*	28	4-5	.833	0-0	1.000	1-3	.400	2	7	9	6.5	4	0	2	1	0	9	11.5	
Tenn State	Nov. 20	*	21	1-3	.733	0-0	1.000	0-0	.400	1	1	2	5.0	2	0	3	0	0	2	8.3	
Miss Valley State	Nov. 22	*	29	3-6	.667	0-0	1.000	2-3	.500	3	5	8	5.8	3	0	1	2	0	0	8	8.3
UNC	Nov. 25	*	23	3-7	.607	0-0	1.000	4-6	.671	3	3	6	5.8	5	1	2	3	0	1	10	8.6
So. California	Nov. 26	*	18	2-3	.613	0-0	1.000	3-3	.647	2	0	2	5.2	2	0	2	0	0	2	7	8.3
Providence	Dec. 1	*	17	3-6	.585	0-0	1.000	1-1	.667	2	1	3	4.9	0	0	2	1	0	0	7	8.1
at Clemson	Dec. 4	*	24	3-7	.568	2-3	.750	2-4	.636	0	6	6	5.0	4	0	0	0	0	10	8.4	
Presbyterian	Dec. 13	*	33	3-6	.560	1-1	.800	3-3	.680	4	4	8	5.3	2	0	2	5	0	0	10	8.6
Ohio State	Dec. 17	*	18	4-6	.571	0-0	.800	3-3	.714	2	2	4	5.2	2	0	2	4	1	0	11	8.8
SE Louisiana	Dec. 21	*	27	4-9	.554	2-2	.857	4-6	.706	2	3	5	5.2	0	0	1	1	1	14	9.3	
Wofford	Dec. 28	*	30	1-5	.529	0-1	.750	0-0	.706	1	7	8	5.4	1	0	3	3	0	1	2	8.7
USC Upstate	Dec. 31	*	23	3-7	.519	0-1	.667	2-4	.684	0	1	1	5.1	2	0	1	3	0	0	8	8.6
SC State	Jan. 3	*	20	2-3	.525	0-0	.667	2-2	.700	1	4	5	5.1	4	0	1	2	2	1	6	8.4
at Kentucky	Jan. 7	*	30	4-11	.505	0-1	.600	2-2	.714	3	4	7	5.2	4	0	0	2	0	3	10	8.5
Vanderbilt	Jan. 10	*	28	3-7	.500	0-2	.500	2-2	.727	2	2	4	5.1	0	0	0	1	0	0	8	8.5
Florida	Jan. 14	*	20	2-5	.495	1-4	.438	3-4	.729	1	2	3	5.0	4	1	0	3	0	0	8	8.5
at Auburn	Jan. 21	*	21	4-9	.491	0-1	.412	1-1	.735	1	2	3	4.9	3	0	0	3	0	0	9	8.5
Alabama	Jan. 25	*	33	1-8	.467	0-3	.350	0-0	.735	4	5	9	5.1	1	0	3	0	0	0	2	8.2
at Ole Miss	Jan. 28	*	33	4-5	.480	0-0	.350	2-2	.745	1	1	2	5.0	3	0	2	2	0	2	10	8.3
at Florida	Feb. 2	*	25	5-7	.492	1-2	.364	0-0	.745	3	2	5	5.0	5	1	1	0	0	0	11	8.4
Kentucky	Feb. 4																				
at Tennessee	Feb. 8																				
at Arkansas	Feb. 11																				
Georgia	Feb. 15																				
LSU	Feb. 18																				
at Vanderbilt	Feb. 22																				
Tennessee	Feb. 25																				
Mississippi State	Feb. 29																				
at Georgia	March 3																				

SEASON NOTES

Tallied a game-high 14 points in college debut on 6-of-7 shooting from the floor to lead Gamecocks past Western Carolina (Nov. 11) in season opener ... Led team for second-straight contest with nine points, just one rebound away from double-double with nine as well at Elon (Nov. 15) ... Was in foul trouble early vs. Tennessee State (Nov. 20); collected two assists ... Went 3-of-6 shooting from the floor in an eight-point, eight-rebound effort against Mississippi Valley State (Nov. 22) ... Collected six rebounds and posted five points before fouling out vs. #1 North Carolina (Nov. 25) ... Collected two steals vs. Southern Cal (Nov. 26) ... Added seven points and collected three rebounds vs. Providence (Dec. 1) ... Big part of Gamecock win at Clemson (Dec. 4), hit a huge 3 with 1:19 left in the contest to push the Carolina lead to three points ... Tallied 10 points and collected six rebounds vs. the Tigers ... Played a season high 33 minutes vs. Presbyterian (Dec. 13), collecting a team high eight rebounds ... After early foul trouble forced him to play just two minutes in the first half vs. No. 2 Ohio State (Dec. 17), responded with 11 points and four rebounds in the second half ... Solid performance vs. SE Louisiana (Dec. 21), posting a team high 14 points, while adding one assist, one block and one steal ... Collected team high seven rebounds, and matched season high with three assists in win over Wofford (Dec. 28) ... Tallied eight points vs. USC Upstate (Dec. 31) ... Blocked a season high two shots, while scoring six points and collecting five rebounds in win over SC State (Jan. 3) ... Collected a team high seven rebounds at No. 2 Kentucky (Jan. 7); added 10 points and a season high three steals ... Posted eight points vs. Vanderbilt (Jan. 10) ... Was in foul trouble vs. No. 19 Florida (Jan. 14), but scored eight points and collected three rebounds ... Tallied nine points at Auburn (Jan. 21) ... Stayed out of foul trouble to match season high with 33 minutes played vs. Alabama (Jan. 25); scored two points, but collected nine rebounds ... Posted 10 points, two assists and two steals, hitting season high for second-straight game with 33 minutes played at Ole Miss (Jan. 28) ... Hit double figures with 11 points at No. 12 Florida (Feb. 2) ...

CAREER VS. KENTUCKY (1 GAME)


MIN	PTS	RBS	AST	BLK	STL	FG%	3FG%	FT%
30.0	10.0	7.0	0.0	0.0	3.0	36.4	0.0	1.000

CAREER STATISTICS

Season	GP-GS	Min	Avg	FG	FGA	Pct	3FG	3FGA	Pct	FT	FTA	Pct	Off	Def	Tot	Avg	PF	FO	Ast	TO	Blk	Stl	Pts	Avg
2011-12	21-21	524	25.0	65	132	.492	8	22	.364	38	51	.745	40	64	104	5.0	53	2	27	38	5	11	176	8.4

CAREER SEC STATISTICS

Season	GP-GS	Min	Avg	FG	FGA	Pct	3FG	3FGA	Pct	FT	FTA	Pct	Off	Def	Tot	Avg	PF	FO	Ast	TO	Blk	Stl	Pts	Avg
2012	7-7	190	27.1	23	52	.442	2	13	.154	10	11	.909	15	18	33	4.7	20	1	6	11	0	5	58	8.3



#32 - DAMIEN LEONARD

FRESHMAN - GUARD

6'4 - 187 - HS

GREENVILLE, S.C. - J.L. MANN

LEONARD'S SEASON HIGHS

POINTS

16, vs. Miss. Valley State (Nov. 22, 2011)

FIELD GOALS

5, 3 times, last at Kentucky (Jan. 7, 2012)

FIELD GOAL ATTEMPTS

17, vs. Elon (Nov. 15, 2011)

3-POINT FIELD GOALS

5, vs. North Carolina (Nov. 25, 2011)

3-POINT FIELD GOAL ATTEMPTS

11, twice, last vs. North Carolina (Nov. 25, 2011)

FREE THROWS

2, 4 times, last at Kentucky (Jan. 7, 2012)

FREE THROW ATTEMPTS

4, vs. Tenn. State (Nov. 20, 2011)

REBOUNDS

3, 3 times, last vs. USC Upstate (Dec. 31, 2011)

ASSISTS

3, last at Ole Miss (Jan. 28, 2012)

BLOCKS

1, vs. Western Carolina (Nov. 11, 2011)

STEALS

2, twice, last vs. Tenn. State (Nov. 20, 2011)

MINUTES PLAYED

36, vs. North Carolina (Nov. 25, 2011)

2011-12

Opponent	Date	GS	Min	FG-FGA	Pct	3FG-FGA	Pct	FT-FTA	Pct	Off	Def	Tot	Avg	PF	FO	A	TO	Blk	Stl	Pts	Avg
Western Carolina	Nov. 11	*	22	2-10	.200	1-5	.200	0-0	.000	1	0	1	1.0	1	0	0	1	1	1	5	5.0
at Elon	Nov. 15	*	27	2-17	.148	1-11	.125	2-2	1.000	2	0	2	1.5	2	0	2	0	0	2	7	6.0
Tenn State	Nov. 20	*	24	1-5	.156	1-5	.143	2-4	.667	1	0	1	1.3	3	0	2	2	0	2	5	5.7
Miss Valley State	Nov. 22	*	32	5-12	.227	4-9	.233	2-2	.750	0	3	3	1.8	2	0	0	3	0	1	16	8.3
UNC	Nov. 25	*	36	5-12	.268	5-11	.293	0-0	.750	0	1	1	1.5	3	0	0	5	0	0	15	9.6
So. California	Nov. 26	*	23	0-6	.242	0-4	.267	0-0	.750	0	0	0	1.3	2	0	0	1	0	0	0	8.0
Providence	Dec. 1	*	9	0-5	.224	0-5	.240	0-0	.750	0	2	2	1.4	1	0	0	1	0	0	0	6.9
at Clemson	Dec. 4		5	1-3	.229	0-1	.235	0-0	.750	0	0	0	1.3	0	0	0	0	0	0	2	6.3
Presbyterian	Dec. 13		10	3-5	.253	2-2	.264	0-0	.750	0	0	0	1.1	2	0	0	2	0	0	10	6.4
Ohio State	Dec. 17		22	2-6	.259	2-6	.271	1-2	.700	1	2	3	1.3	3	0	0	2	0	0	7	6.5
SE Louisiana	Dec. 21		14	3-6	.276	2-5	.281	0-2	.583	0	2	2	1.4	0	0	0	0	0	0	8	6.6
Wofford	Dec. 28		16	4-7	.298	4-6	.314	2-2	.643	0	0	0	1.3	0	0	0	2	0	0	14	7.3
USC Upstate	Dec. 31		12	0-0	.298	0-0	.314	1-2	.625	0	3	3	1.4	1	0	0	0	0	0	1	6.8
SC State	Jan. 3		17	3-6	.310	3-6	.329	0-0	.625	0	1	1	1.4	1	0	2	1	0	1	9	6.9
at Kentucky	Jan. 7		24	5-8	.333	3-6	.341	2-2	.667	0	2	2	1.4	3	0	0	3	0	0	15	7.5
Vanderbilt	Jan. 10		13	0-4	.321	0-2	.333	0-0	.667	0	0	0	1.3	0	0	0	1	0	1	0	7.0
Florida	Jan. 14		13	0-1	.319	0-0	.333	0-0	.667	0	1	1	1.3	0	0	0	0	0	0	0	6.6
at Auburn	Jan. 21		15	2-3	.328	2-3	.345	0-0	.667	1	1	2	1.3	0	0	0	1	0	1	6	6.6
Alabama	Jan. 25	*	30	2-11	.315	2-10	.330	0-0	.667	0	2	2	1.4	0	0	1	1	0	1	6	6.5
at Ole Miss	Jan. 28	*	17	1-8	.304	1-7	.317	0-0	.667	1	0	1	1.4	0	0	3	1	0	0	3	6.4
at Florida	Feb. 2	*	8	0-1	.301	0-1	.314	0-0	.667	0	0	0	1.3	3	0	0	2	0	0	0	6.0
Kentucky	Feb. 4																				
at Tennessee	Feb. 8																				
at Arkansas	Feb. 11																				
Georgia	Feb. 15																				
LSU	Feb. 18																				
at Vanderbilt	Feb. 22																				
Tennessee	Feb. 25																				
Mississippi State	Feb. 29																				
at Georgia	March 3																				

SEASON NOTES

Struggled from the floor in college debut vs. Western Carolina (Nov. 11), hitting just 2-of-10 attempts, including a 1-of-5 mark from 3-point range ... Struggled from the floor hitting just 2-of-17 attempts, including a 1-of-11 mark from 3-point range at Elon (Nov. 15) ... Collected two steals and two assists vs. Tennessee State (Nov. 20) ... Breakout effort against Mississippi Valley State (Nov. 22), going 5-of-12 from the field and 4-of-9 from 3-point range for a career high 16 points with three rebounds ... Tallied 15 points on 5-of-11 shooting from 3-point range vs. #1 North Carolina (Nov. 25) ... Collected two rebounds vs. Providence (Dec. 1) ... Posted eight points in 10 minutes vs. Presbyterian (Dec. 13) ... Tallied seven points and matched season high with three rebounds vs. No. 2 Ohio State (Dec. 17) ... Posted eight points vs. SE Louisiana (Dec. 21) to lead all scorers off the bench for the Gamecocks ... Posted 14 points in 16 minutes, hitting 4-of-6 attempts from beyond the arc in won over Wofford (Dec. 28) ... Matched season high with three rebounds vs. USC Upstate (Dec. 31) ... Tallied nine points, hitting three 3s, in victory over SC State (Jan. 3) ... Led the team with 15 points at No. 2 Kentucky (Jan. 7), scoring 12 points in the second half ... Saw action vs. Vanderbilt (Jan. 10), collecting one steal ... Saw action vs. No. 19 Florida (Jan. 14) ... Posted six points and collected two rebounds in contest at Auburn (Jan. 21) ... Tallied six points and one assists in SEC win vs. Alabama (Jan. 25) ... Dished a season high three assists at Ole Miss (Jan. 28) ...

CAREER VS. KENTUCKY (1 GAME)

MIN	PTS	RBS	AST	BLK	STL	FG%	3FG%	FT%
24.0	15.0	2.0	0.0	0.0	0.0	62.5	50.0	1.000

CAREER STATISTICS

Season	GP-GS	Min	Avg	FG	FGA	Pct	3FG	3FGA	Pct	FT	FTA	Pct	Off	Def	Tot	Avg	PF	FO	Ast	TO	Blk	Stl	Pts	Avg
2011-12	21-10	389	18.5	41	136	.301	33	105	.314	12	18	.667	7	20	27	1.3	28	0	10	29	1	10	127	6.0

CAREER SEC STATISTICS

Season	GP-GS	Min	Avg	FG	FGA	Pct	3FG	3FGA	Pct	FT	FTA	Pct	Off	Def	Tot	Avg	PF	FO	Ast	TO	Blk	Stl	Pts	Avg
2012	7-3	120	17.1	10	36	.278	8	29	.276	2	2	1.000	2	6	8	1.1	7	0	4	9	0	3	30	4.3



#1 - BRENTON WILLIAMS

SOPHOMORE - GUARD

5'11 - 172 - JC

**KISSIMMEE, FLA. - OSCEOLA/
SANTA FE COLLEGE**

WILLIAMS' SEASON HIGHS

POINTS

15, last at Ole Miss (Jan. 28, 2012)

FIELD GOALS

5, twice, last last at Ole Miss (Jan. 28, 2012)

FIELD GOAL ATTEMPTS

9, twice, last at Florida (Feb. 2, 2012)

3-POINT FIELD GOALS

3, twice, last last at Ole Miss (Jan. 28, 2012)

3-POINT FIELD GOAL ATTEMPTS

7, vs. Florida (Jan. 14, 2012)

FREE THROWS

8, vs. USC Upstate (Dec. 31, 2011)

FREE THROW ATTEMPTS

8, vs. USC Upstate (Dec. 31, 2011)

REBOUNDS

4, at Florida (Feb. 2, 2012)

ASSISTS

2, vs. SC State (Jan. 3, 2012)

BLOCKS

1, at Florida (Feb. 2, 2012)

STEALS

5, vs. Western Carolina (Nov. 11, 2011)

MINUTES PLAYED

27, last at Ole Miss (Jan. 28, 2012)

SEASON NOTES

Impressed on both ends of the court in season debut vs. Western Carolina (Nov. 11), posting 13 points on 5-of-8 shooting, while swiping a game high five steals ... Tallied three points at Elon (Nov. 15) ... Suffered knee injury early in first half vs. Tennessee State (Nov. 20) ... Returned to game action vs. Presbyterian (Dec. 13), after missing previous five games due to a left knee sprain suffered against Tennessee State on Nov. 20 ... Continues to return from left knee injury; posted two points vs. SE Louisiana (Dec. 21) ... Played a season high 20 minutes, posting 11 points, including 8-of-8 from the free throw line, in win over USC Upstate (Dec. 31) ... Posted a season high two assists vs. SC State (Jan. 3) ... Had to join the team in Lexington, Ky., prior to the game at No. 2 Kentucky after attending funeral for his grandmother in Florida ... Saw action vs. Vanderbilt (Jan. 10) ... Tallied nine points, all from 3-point range, vs. No. 19 Florida (Jan. 14) ... Hit two 3s in contest at Auburn (Jan. 21) ... Saw action vs. Alabama (Jan. 25) ... Posted a season high 15 points, in a season high 27 minutes, while also collecting three steals at Ole Miss (Jan. 28) ... Tallied eight points off the bench, adding one assist and one blocked shot at No. 12 Florida (Feb. 2) ...

2011-12

Opponent	Date	GS	Min	FG-FGA	Pct	3FG-FGA	Pct	FT-FTA	Pct	Off	Def	Tot	Avg	PF	FO	A	TO	Blk	Stl	Pts	Avg
Western Carolina	Nov. 11	17	5-8	.625	1-1	1.000	2-2	1.000	0	2	2	2.0	1	0	1	4	0	5	13	13.0	
at Elon	Nov. 15	13	1-3	.545	1-3	.500	0-0	1.000	0	1	1	1.5	1	0	0	1	0	0	3	8.0	
Tenn State	Nov. 20	2	0-1	.500	0-1	.400	1-2	.750	0	0	0	1.0	0	0	0	0	0	0	0	5.7	
Miss Valley State	Nov. 22	-	-	-	-	-	-	-	-	-	-	-	-	-	-	-	-	-	-	-	
UNC	Nov. 25	-	-	-	-	-	-	-	-	-	-	-	-	-	-	-	-	-	-	-	
So. California	Nov. 26	-	-	-	-	-	-	-	-	-	-	-	-	-	-	-	-	-	-	-	
Providence	Dec. 1	-	-	-	-	-	-	-	-	-	-	-	-	-	-	-	-	-	-	-	
at Clemson	Dec. 4	-	-	-	-	-	-	-	-	-	-	-	-	-	-	-	-	-	-	-	
Presbyterian	Dec. 13	5	0-3	.400	0-2	.286	0-0	.750	0	0	0	0.8	0	0	0	0	0	0	0	4.3	
Ohio State	Dec. 17	-	-	-	-	-	-	-	-	-	-	-	-	-	-	-	-	-	-	-	
SE Louisiana	Dec. 21	12	1-3	.389	0-1	.250	0-0	.750	0	0	0	0.6	0	0	0	0	0	2	3.8		
Wofford	Dec. 28	-	-	-	-	-	-	-	-	-	-	-	-	-	-	-	-	-	-	-	
USC Upstate	Dec. 31	20	1-6	.333	1-3	.273	8-8	.917	0	0	0	0.5	1	0	1	2	0	1	11	5.0	
SC State	Jan. 3	11	1-3	.333	0-2	.231	1-2	.857	0	0	0	0.4	0	0	2	0	0	1	3	4.7	
at Kentucky	Jan. 7	-	-	-	-	-	-	-	-	-	-	-	-	-	-	-	-	-	-	-	
Vanderbilt	Jan. 10	3	0-0	.333	0-0	.231	0-0	.857	0	0	0	0.4	0	0	0	0	0	0	0	4.1	
Florida	Jan. 14	14	3-8	.343	3-7	.300	0-0	.857	1	1	2	0.6	1	0	0	1	0	0	9	4.7	
at Auburn	Jan. 21	9	2-4	.359	2-3	.348	0-0	.857	1	0	1	0.6	1	0	3	0	0	2	6	4.8	
Alabama	Jan. 25	16	0-5	.318	0-4	.296	0-0	.857	0	0	0	0.5	0	0	2	1	0	0	4.4		
at Ole Miss	Jan. 28	27	5-9	.358	3-6	.333	2-2	.875	0	0	0	0.5	2	0	1	1	0	3	15	5.3	
at Florida	Feb. 2	22	2-9	.339	1-5	.316	3-4	.850	0	4	4	0.8	3	0	1	2	1	0	8	5.5	
Kentucky	Feb. 4	-	-	-	-	-	-	-	-	-	-	-	-	-	-	-	-	-	-	-	
at Tennessee	Feb. 8	-	-	-	-	-	-	-	-	-	-	-	-	-	-	-	-	-	-	-	
at Arkansas	Feb. 11	-	-	-	-	-	-	-	-	-	-	-	-	-	-	-	-	-	-	-	
Georgia	Feb. 15	-	-	-	-	-	-	-	-	-	-	-	-	-	-	-	-	-	-	-	
LSU	Feb. 18	-	-	-	-	-	-	-	-	-	-	-	-	-	-	-	-	-	-	-	
at Vanderbilt	Feb. 22	-	-	-	-	-	-	-	-	-	-	-	-	-	-	-	-	-	-	-	
Tennessee	Feb. 25	-	-	-	-	-	-	-	-	-	-	-	-	-	-	-	-	-	-	-	
Mississippi State	Feb. 29	-	-	-	-	-	-	-	-	-	-	-	-	-	-	-	-	-	-	-	
at Georgia	March 3	-	-	-	-	-	-	-	-	-	-	-	-	-	-	-	-	-	-	-	

CAREER VS. KENTUCKY

MIN	PTS	RBS	AST	BLK	STL	FG%	3FG%	FT%
N/A								

CAREER STATISTICS

Season	GP-GS	Min	Avg	FG	FGA	Pct	3FG	3FGA	Pct	FT	FTA	Pct	Off	Def	Tot	Avg	PF	FO	Ast	TO	Blk	Stl	Pts	Avg
2011-12	13-0	171	13.2	21	62	.339	12	38	.316	17	20	.850	2	8	10	0.8	11	0	6	13	2	11	71	5.5

CAREER SEC STATISTICS

Season	GP-GS	Min	Avg	FG	FGA	Pct	3FG	3FGA	Pct	FT	FTA	Pct	Off	Def	Tot	Avg	PF	FO	Ast	TO	Blk	Stl	Pts	Avg
2012	6-0	91	15.2	12	35	.343	9	25	.360	5	6	.833	2	5	7	1.2	8	0	2	6	2	4	38	6.3

THE LAST TIME IN SOUTH CAROLINA BASKETBALL...

THE LAST TIME AN INDIVIDUAL PLAYER...

Scored 20 or more points:	South Carolina: Bruce Ellington (20) vs. Vanderbilt, Jan. 10, 2012 in Columbia, S.C. Opponent: Kenny Boynton (24), Florida, Feb. 2, 2012 in Gainesville, Fla.
Scored 30 or more points:	South Carolina: Bruce Ellington, 31, at Furman, Dec. 22, 2010 in Greenville, S.C. Opponent: Deshaun Thomas, 30, Ohio State, Dec. 17, 2011 in Columbia, S.C.
Scored 35 or more points:	South Carolina: Devan Downey, 36 at Florida, Jan. 23, 2010 in Gainesville, Fla. Opponent: Joe Crawford (Kentucky), 35, March 5, 2008 in Columbia
Scored 40 or more points:	South Carolina: N/A thru 1992-93 season Opponent: Austin Carr (Notre Dame), 43, Dec. 30, 1969 in New Orleans, La.
Collected 20 or more rebounds:	South Carolina: Emmett Hall, 23 vs. College of Charleston, Dec. 22, 1993 in Columbia Opponent: Ekpe Udoh (Baylor), 20, Jan. 2, 2010 in Columbia
Collected 15 or more rebounds:	South Carolina: Sam Muldrow, 16 at Tennessee, Feb. 6, 2010 in Knoxville, Tenn. Opponent: Jared Sullinger (Ohio State), 19, Dec. 18, 2010 in Columbus, Ohio
Made 12 or more field goals:	South Carolina: Devan Downey, 12 vs. Georgia, Jan. 30, 2010 in Columbia Opponent: Deshaun Thomas, 13, Ohio State, Dec. 17, 2011 in Columbia, S.C.
Made 10 or more field goals:	South Carolina: Bruce Ellington, 11 vs. Furman, Dec. 22, 2010 in Greenville, S.C. Opponent: Deshaun Thomas, 13, Ohio State, Dec. 17, 2011 in Columbia, S.C.
Attempted 20 or more field goals:	South Carolina: Bruce Ellington (20) at Mississippi State, March 5, 2011 in Starkville, Miss. Opponent: Zach Graham (20), Ole Miss, Feb. 22, 2011 in Columbia
Attempted 25 or more field goals:	South Carolina: Devan Downey, 25, at Kentucky, Feb. 25, 2010 in Lexington, Ky. Opponent: Kemmy Burgess (Alaska-Anchorage), 26, Nov. 24, 2005 in Anchorage, AK
Dished 10 or more assists:	South Carolina: Devan Downey, 11, vs. LSU, March 13, 2008 in Atlanta, Ga. Opponent: 14, Kendall Marshall, North Carolina, Nov. 25, 2011, in Las Vegas, Nevada
Swiped 5 or more steals:	South Carolina: Brenton Williams, 5, vs. Western Carolina, Nov. 11, 2011 in Columbia Opponent: 6, Kendall Marshall, North Carolina, Nov. 25, 2011 in Las Vegas, Nevada
Blocked 5 or more shots:	South Carolina: Damontre Harris, 6, at Florida, Feb. 2, 2012 in Gainesville, Fla. Opponent: Anthony Davis (Kentucky), 7, Terrence Jones (Kentucky), Jan. 7, 2012 in Lexington, Ky.
Made 5 or more 3-point field goals:	South Carolina: Bruce Ellington (5) vs. Wofford, Dec. 28, 2011 in Columbia, S.C. Opponent: Maurice Jones (7) Southern Cal, Nov. 26, 2011 in Las Vegas, Nevada
Attempted 8 or more 3-point field goals:	South Carolina: Damien Leonard (10) vs. Alabama, Jan. 25, 2012 in Columbia, S.C. Opponent: Kenny Boynton (8), Florida, Feb. 2, 2012 in Gainesville, Fla.
Made 10 or more free throws:	South Carolina: Malik Cooke, 10, vs. Miss Valley State, Nov. 22, 2011 in Columbia, S.C. Opponent: Gerard Coleman (10), Providence, Dec. 1, 2011 in Columbia, S.C.
Attempted 15 or more free throws:	South Carolina: Mike Boynton (19) vs. Arkansas, March 11, 2004 in Atlanta, Ga. Opponent: Amu Saaka (Furman), 14, Dec. 22, 2010 in Greenville, S.C.
Played all 40 minutes of regulation:	South Carolina: Devan Downey, 40, vs. Tennessee, March 14, 2008 in Atlanta, Ga. Opponent: Brad Loesing & Kevin Giltner, Wofford, Dec. 28, 2011 in Columbia, S.C.
A player hit a last-second shot to win a game:	South Carolina: Bruce Ellington vs. Alabama (Jan. 25, 2012) in Columbia, S.C. Opponent: Chandler Parsons (Florida), Jan. 23, 2010 in Gainesville, Fla.
A player had a double-double:	South Carolina: Damontre Harris (11 points, 10 rebounds) vs. Vanderbilt, Jan. 10, 2012 in Columbia, S.C. Opponent: Bradley Beal (17 points, 11 rebounds), Florida, Feb. 2, 2012 in Gainesville, Fla.
Two or more players had a double-double:	South Carolina: Dominique Archie (12 points, 10 rebounds) & Mike Holmes (14 points, 13 rebounds) vs. Winthrop, Nov. 16, 2008 in Columbia Opponent: Renardo Sidney (13 points, 12 rebounds), Kodi Augustus (15 points, 10 rebounds), Mississippi State, March 5, 2011 in Starkville, Miss.
A player had a triple-double:	South Carolina: Sam Muldrow (16 points, 14 rebounds, 10 blocks) vs. Vanderbilt, Jan. 8, 2011 in Columbia *** Only second triple-double in South Carolina history (Chuck Eidson (25 points, 10 rebounds, 10 assists, vs. SC State, Nov. 29, 2002 in Columbia) Opponent: Daniel Hackett (Southern California - 22 points, 10 rebounds, 10 assists), Nov. 17, 2007 in Columbia
Scored 30 or more points in back-to-back games:	South Carolina: Devan Downey, 30 vs. Kentucky (Jan. 26, 2010) in Columbia 33 vs. Georgia (Jan. 30, 2010) in Columbia
Scored 25 or more points in back-to-back games:	South Carolina: Devan Downey, 33 vs. Georgia (Jan. 30, 2010) in Columbia 26 at Tennessee (Feb. 6, 2010) in Knoxville, Tenn.

THE LAST TIME A TEAM...

Scored 100 or more points:	South Carolina: 103 vs. The Citadel (Nov. 12, 2007) in Columbia Opponent: 107, Vanderbilt (Feb. 17, 1996) in Nashville, Tenn.
Scored 50 points or less:	South Carolina: 48 at Georgia, Feb. 26, 2011 in Athens, Ga. Opponent: 45, Wofford, Dec. 28, 2011 in Columbia, S.C.
Scored 50 points in a half:	South Carolina: 51 (2nd half; Nov. 12, 2010) vs. Elon in Columbia Opponent: 50, Kentucky (1st half), Feb. 19, 2011 in Lexington, Ky.
Failed to score 25 points in a half:	South Carolina: 24 (2nd half) at Auburn, Jan. 21, 2012 in Auburn, Ala. Opponent: 24 (1st half), Auburn, Jan. 21, 2012, in Auburn, Ala.
Collected 50 or more rebounds:	South Carolina: 53 vs. WKU, Nov. 27, 2010 in Bowling Green, Ky. Opponent: 52, WKU, Nov. 27, 2010 in Bowling Green, Ky.
Shot 60% or better from the field:	South Carolina: 60.8% (31-51) at Western Carolina (Nov. 18, 2005) in Cullowhee, N.C. Opponent: 61.1% (33-54), Vanderbilt (Jan. 16, 2010) in Columbia
Shot 50% or better from the field:	South Carolina: 50.0% (28-56) vs. SC State, Jan. 3, 2012 in Columbia, S.C. Opponent: 53.2% (25-47), Florida, Jan. 14, 2012 in Columbia, S.C.
Shot less than 30% from the field:	South Carolina: 29.9% (20-67) vs. Ole Miss, March 10, 2011 in Atlanta, Ga. Opponent: 25.9% (15-58), USC Upstate (Nov. 23, 2010) in Columbia
Shot 50% or better from 3-point range (at least 10 attempts):	South Carolina: 55.0% (11-20) vs. Wofford, Dec. 28, 2011 Opponent: 50.0% (12-24), Florida, Jan. 14, 2012 in Columbia, S.C.
Shot 20% or less from 3-point range (at least 10 attempts):	South Carolina: 16.1% (5-31) vs. Alabama, Jan. 25, 2012 in Columbia, S.C. Opponent: 20.0% (3-15), SC State, Jan. 3, 2012 in Columbia, S.C.
Dished 20 or more assists:	South Carolina: 23 vs. Elon (Nov. 12, 2010) in Columbia Opponent: 22, vs. North Carolina, Nov. 25, 2011 in Las Vegas, Nevada
Made 35 or more shots:	South Carolina: 35 vs. Elon (Nov. 19, 2010) in Columbia Opponent: 35, Tennessee (March 5, 2009) in Columbia
Attempted 80 or more shots:	South Carolina: 83 vs. WKU (Nov. 27, 2010) in Bowling Green, Ky. Opponent: 83, LSU (Feb. 10, 1996) in Columbia
Attempted 70 or more shots:	South Carolina: 72, vs. Providence, Dec. 1, 2011 in Columbia Opponent: 79, WKU (Nov. 27, 2010) in Bowling Green, Ky.
Made 10 or more 3-pointers:	South Carolina: 11, vs. SC State, Jan. 3, 2012 in Columbia, S.C. Opponent: 12, Florida, Jan. 14, 2012 in Columbia, S.C.
Did not make a 3-pointer:	South Carolina: 0, vs. Mississippi State (March 2, 2002) in Columbia Opponent: 0, Alabama (Jan. 12, 2011) in Tuscaloosa, Ala.
Attempted 30 or more 3-pointers:	South Carolina: 31 vs. Alabama, Jan. 25, 2012 in Columbia, S.C. Opponent: 32, Boston College (Jan. 1, 2011) in Columbia, S.C.
Attempted 25 or more 3-pointers:	South Carolina: 31 vs. Alabama, Jan. 25, 2012 in Columbia, S.C. Opponent: 28, Florida, Feb. 2, 2012 in Gainesville, Fla.
Made 30 or more free throws:	South Carolina: 32 vs. Vanderbilt (Jan. 28, 2009) in Columbia Opponent: 31, Florida (Feb. 3, 2009) in Gainesville, Fla.
Attempted 40 or more free throws:	South Carolina: 44 vs. Georgia Southern (Nov. 16, 2009) in Columbia Opponent: 40, Florida (Feb. 3, 2009) in Gainesville, Fla.
Swiped 15 or more steals:	South Carolina: 15 vs. Vanderbilt (Jan. 16, 2010) in Columbia Opponent: 17, Indiana (Nov. 8, 1998) in Indianapolis, Ind.
Blocked 12 or more shots:	South Carolina: 12, vs. Vanderbilt, Jan. 8, 2011 in Columbia Opponent: 13, Syracuse (Jan. 21, 1999) in Syracuse, N.Y.
Blocked 8 or more shots:	South Carolina: 10, vs. Ole Miss, March 10, 2011 in Atlanta, Ga. Opponent: 8, Kentucky Jan. 7, 2012 in Lexington, Ky.
Won by 30 or more points:	South Carolina: 35 vs. SC State (91-56), Jan. 4, 2011 in Columbia Opponent: 31, Kentucky, Feb. 19, 2011 in Lexington, Ky.
Won by 20 or more points:	South Carolina: 28 vs. SC State, Jan. 3, 2012 in Columbia, S.C. Opponent: 31, Kentucky, Feb. 19, 2011 in Lexington, Ky.
Played a single overtime game:	Win: 81-74 vs. Arkansas (81-74), Jan. 19, 2011 in Columbia Loss: 82-80 vs. College of Charleston (Nov. 28, 2008) in Charleston, S.C.
Played a double overtime game:	Win: 87-85 vs. WKU (Nov. 27, 2010) in Bowling Green, Ky. Loss: 98-88 vs. Louisville (Feb. 20, 1988) in Columbia

South Carolina played a No. 1 Team in the country:

Win: 68-62 vs. Kentucky (Jan. 26, 2010) in Columbia
Loss: 87-62 vs. North Carolina, Nov. 25, 2011 in Las Vegas, Nevada

South Carolina played a top-5 opponent:

Win: 68-62 vs. No. 1/1 Kentucky (Jan. 26, 2010) in Columbia
Loss: 79-64 vs. No. 2/2 Kentucky (Jan. 7, 2012) in Lexington, Ky.

South Carolina played a top-10 opponent:

Win: 68-62 vs. No. 1/1 Kentucky (Jan. 26, 2010) in Columbia
Loss: 79-64 vs. No. 2/2 Kentucky (Jan. 7, 2012) in Lexington, Ky.

South Carolina played a top-25 opponent:

Win: 83-75 (OT) win over No. 22/24 Vanderbilt, Jan. 8, 2011 in Columbia
Loss: 74-66 loss at No. 12/11 Florida, Feb. 2, 2012 in Gainesville, Fla.

South Carolina defeated a ranked opponent:

Home: 83-75 vs. No. 22/24 Vanderbilt (Jan. 8, 2011) in Columbia
Away: 77-73 at No. 13/19 Vanderbilt (March 6, 2010) in Nashville, Tenn.

SEC Home: 83-75 vs. No. 22/24 Vanderbilt (Jan. 8, 2011) in Columbia
SEC Away: 77-73 at No. 13/19 Vanderbilt (March 6, 2010) in Nashville, Tenn.
Non-conference away: 85-84 at No. 19/20 Baylor (Jan. 2, 2009) in Waco, Texas

A South Carolina win opened up the season:

Home: 75-50 win over Western Carolina (Nov. 11, 2011) in Columbia
Away: 81-63 win at Western Carolina (Nov. 12, 2005) in Cullowhee, N.C.
Neutral: 74-61 win vs. Chaminade (Nov. 19, 2001) in Maui, Hawaii (Maui Invite)

South Carolina opened up SEC play:

Home: 83-75 win vs. No. 22/24 Vanderbilt (Jan. 8, 2011) in Columbia
Away: 79-64 loss vs. No. 2/2 Kentucky (Jan. 7, 2012) in Lexington, Ky.

2011-12 South Carolina Basketball
 South Carolina Combined Team Statistics (as of Feb 02, 2012)
 All games

RECORD:	OVERALL	HOME	AWAY	NEUTRAL
ALL GAMES	9-12	8-5	1-5	0-2
CONFERENCE	1-6	1-2	0-4	0-0
NON-CONFERENCE	8-6	7-3	1-1	0-2

##	Player	gp-gs	min	avg	Total		3-Point		F-Throw		Rebounds				pf	dq	a	to	blk	stl	pts	avg		
					fg-fga	fg%	3fg-fga	3fg%	ft-fta	ft%	off	def	tot	avg										
15	COOKE, Malik	21-21	661	31.5	90-208	.433	16-51	.314	70-88	.795	44	60	104	5.0	49	1	40	48	16	41	266	12.7		
23	ELLINGTON, Bruce	14-5	379	27.1	59-157	.376	25-68	.368	13-19	.684	6	17	23	1.6	28	0	34	26	1	6	156	11.1		
13	GILL, Anthony	21-21	524	25.0	65-132	.492	8-22	.364	38-51	.745	40	64	104	5.0	53	2	27	38	5	11	176	8.4		
24	HARRIS, Damontre	21-21	529	25.2	58-108	.537	0-0	.000	30-38	.789	47	64	111	5.3	55	1	10	23	48	21	146	7.0		
32	LEONARD, Damien	21-10	389	18.5	41-136	.301	33-105	.314	12-18	.667	7	20	27	1.3	28	0	10	29	1	10	127	6.0		
01	WILLIAMS, Brenton	13-0	171	13.2	21-62	.339	12-38	.316	17-20	.850	2	8	10	0.8	11	0	6	13	2	11	71	5.5		
05	SMITH, Eric	18-13	323	17.9	37-83	.446	19-44	.432	5-12	.417	3	17	20	1.1	22	1	28	30	0	8	98	5.4		
33	SLAWSON, RJ	21-0	395	18.8	41-89	.461	10-29	.345	15-24	.625	37	51	88	4.2	54	1	13	20	14	17	107	5.1		
30	JACKSON, Lakeem	21-12	403	19.2	37-72	.514	0-2	.000	10-27	.370	28	36	64	3.0	28	1	35	27	3	16	84	4.0		
02	RICHARDSON, Brian	19-2	275	14.5	27-89	.303	13-56	.232	4-5	.800	8	16	24	1.3	26	0	9	14	1	6	71	3.7		
12	PHILLIPS, Shane	1-0	2	2.0	0-3	.000	0-2	.000	1-2	.500	0	0	0	0.0	0	0	0	1	0	0	1	1.0		
45	GEATHERS, Carlton	21-0	149	7.1	8-17	.471	0-0	.000	4-6	.667	10	23	33	1.6	17	0	1	4	13	4	20	1.0		
Team											37	28	65											
Total.....		21	4200		484-1156	.419	136-417	.326	219-310	.706	269	404	673	32.0	371	7	213	277	104	151	1323	63.0		
Opponents.....		21	4200		462-1047	.441	142-372	.382	263-397	.662	240	435	675	32.1	327	-	278	306	80	122	1329	63.3		

TEAM STATISTICS	SC	OPP	Date	Opponent	Score	Att.
SCORING	1323	1329	11/11/11	WESTERN CAROLINA	w 75-50	9330
Points per game	63.0	63.3	11/15/11	at Elon	L 53-58	1589
Scoring margin	-0.3	-	11/20/11	TENNESSEE STATE	L 63-64	9045
FIELD GOALS-ATT	484-1156	462-1047	11/22/11	MISS. VALLEY STATE	w 61-57	6723
Field goal pct	.419	.441	11/25/11	vs NC	L 62-87	5567
3 POINT FG-ATT	136-417	142-372	11/26/11	vs Southern Cal	L 60-63	1798
3-point FG pct	.326	.382	12/1/11	PROVIDENCE COLLEGE	L 67-76	7476
3-pt FG made per game	6.5	6.8	12/4/11	at Clemson	w 58-55	7238
FREE THROWS-ATT	219-310	263-397	12/13/11	PRESBYTERIAN	w 66-58	7003
Free throw pct	.706	.662	12/17/11	OHIO STATE	L 66-74	13654
F-Throws made per game	10.4	12.5	12/21/11	SE LOUISIANA	w 62-43	7972
REBOUNDS	673	675	12/28/11	WOFFORD	w 57-45	8152
Rebounds per game	32.0	32.1	12/31/11	USC UPSTATE	w 72-66	6876
Rebounding margin	-0.1	-	1/3/12	SC STATE	w 79-51	6557
ASSISTS	213	278	* 01/07/12	at Kentucky	L 64-79	24219
Assists per game	10.1	13.2	* 1/10/12	VANDERBILT	L 57-67	8353
TURNOVERS	277	306	* 1/14/12	FLORIDA	L 65-79	11308
Turnovers per game	13.2	14.6	* 01/21/12	at Auburn	L 52-63	8329
Turnover margin	+1.4	-	* 1/25/12	ALABAMA	w 56-54	7807
Assist/turnover ratio	0.8	0.9	* 01/28/12	at Ole Miss	L 62-66	7396
STEALS	151	122	* 2/2/12	at Florida	L 66-74	10003
Steals per game	7.2	5.8				
BLOCKS	104	80	* = Conference game			
Blocks per game	5.0	3.8				
ATTENDANCE	110256	66139				
Home games-Avg/Game	13-8481	6-9796				
Neutral site-Avg/Game	-	2-3682				

Score by Periods	1st	2nd	Totals
South Carolina	593	730	1323
Opponents	624	705	1329

2011-12 South Carolina Basketball
 South Carolina Combined Team Statistics (as of Feb 02, 2012)
 Conference games

RECORD:	OVERALL	HOME	AWAY	NEUTRAL
ALL GAMES	1-6	1-2	0-4	0-0
CONFERENCE	1-6	1-2	0-4	0-0
NON-CONFERENCE	0-0	0-0	0-0	0-0

##	Player	gp-gs	min	avg	Total		3-Point		F-Throw		Rebounds				pf	dq	a	to	blk	stl	pts	avg		
					fg-fga	fg%	3fg-fga	3fg%	ft-fta	ft%	off	def	tot	avg										
23	ELLINGTON, Bruce	7-5	222	31.7	36-97	.371	13-40	.325	5-9	.556	3	9	12	1.7	13	0	24	15	0	4	90	12.9		
15	COOKE, Malik	7-7	235	33.6	32-79	.405	5-19	.263	14-18	.778	15	22	37	5.3	19	0	12	22	2	13	83	11.9		
24	HARRIS, Damontre	7-7	196	28.0	26-39	.667	0-0	.000	14-17	.824	22	19	41	5.9	22	1	2	11	18	10	66	9.4		
13	GILL, Anthony	7-7	190	27.1	23-52	.442	2-13	.154	10-11	.909	15	18	33	4.7	20	1	6	11	0	5	58	8.3		
01	WILLIAMS, Brenton	6-0	91	15.2	12-35	.343	9-25	.360	5-6	.833	2	5	7	1.2	8	0	2	6	2	4	38	6.3		
32	LEONARD, Damien	7-3	120	17.1	10-36	.278	8-29	.276	2-2	1.000	2	6	8	1.1	7	0	4	9	0	3	30	4.3		
02	RICHARDSON, Brian	5-2	65	13.0	7-20	.350	4-13	.308	2-2	1.000	2	2	4	0.8	8	0	0	3	0	1	20	4.0		
33	SLAWSON, RJ	7-0	121	17.3	9-21	.429	2-7	.286	1-1	1.000	13	11	24	3.4	15	0	2	7	1	6	21	3.0		
30	JACKSON, Lakeem	7-2	88	12.6	4-16	.250	0-0	.000	2-5	.400	8	5	13	1.9	7	0	5	3	0	3	10	1.4		
05	SMITH, Eric	4-2	31	7.8	1-8	.125	1-4	.250	0-0	.000	0	3	3	0.8	0	0	3	3	0	0	3	0.8		
45	GEATHERS, Carlton	7-0	41	5.9	1-2	.500	0-0	.000	1-2	.500	1	3	4	0.6	2	0	0	1	3	4	3	0.4		
Team											12	9	21											
Total.....		7	1400		161-405	.398	44-150	.293	56-73	.767	95	112	207	29.6	121	2	60	93	26	53	422	60.3		
Opponents.....		7	1400		166-343	.484	53-134	.396	97-137	.708	78	151	229	32.7	93	-	103	103	34	40	482	68.9		

TEAM STATISTICS	SC	OPP	Date	Opponent	Score	Att.
SCORING	422	482	* 01/07/12	at Kentucky	L 64-79	24219
Points per game	60.3	68.9	* 1/10/12	VANDERBILT	L 57-67	8353
Scoring margin	-8.6	-	* 1/14/12	FLORIDA	L 65-79	11308
FIELD GOALS-ATT	161-405	166-343	* 01/21/12	at Auburn	L 52-63	8329
Field goal pct	.398	.484	* 1/25/12	ALABAMA	w 56-54	7807
3 POINT FG-ATT	44-150	53-134	* 01/28/12	at Ole Miss	L 62-66	7396
3-point FG pct	.293	.396	* 2/2/12	at Florida	L 66-74	10003
3-pt FG made per game	6.3	7.6	* = Conference game			
FREE THROWS-ATT	56-73	97-137				
Free throw pct	.767	.708				
F-Throws made per game	8.0	13.9				
REBOUNDS	207	229				
Rebounds per game	29.6	32.7				
Rebounding margin	-3.1	-				
ASSISTS	60	103				
Assists per game	8.6	14.7				
TURNOVERS	93	103				
Turnovers per game	13.3	14.7				
Turnover margin	+1.4	-				
Assist/turnover ratio	0.6	1.0				
STEALS	53	40				
Steals per game	7.6	5.7				
BLOCKS	26	34				
Blocks per game	3.7	4.9				
ATTENDANCE	27468	49947				
Home games-Avg/Game	3-9156	4-12487				
Neutral site-Avg/Game	-	0-0				

Score by Periods	1st	2nd	Totals
South Carolina	182	240	422
Opponents	217	265	482

2011-12 South Carolina Basketball
 South Carolina Team Game-by-Game Comparison (as of Feb 03, 2012)
 All games

Opponent	1st	2nd	Score	Mar	Total FG	FG Pct	3-Pointers	3FG Pct	Free Throws	FT Pct	Rebounds	Assist	T/Over	Block	Steal	Fouls
WESTERN CAROLINA	35/25	40/25	75-50	+25	30-59/17-47	.508/.362	5-12/6-18	.417/.333	10-17/10-16	.588/.625	37/29 +8	14/10	12/19	5/4	11/8	14/17
Elon	23/34	30/24	53-58	(5)	20-64/16-40	.313/.400	3-27/6-16	.111/.375	10-17/20-28	.588/.714	40/38 +2	6/9	7/14	2/3	9/1	24/18
TENNESSEE STATE	19/33	44/31	63-64	(1)	22-55/21-47	.400/.447	7-26/10-22	.269/.455	12-20/12-21	.600/.571	33/28 +5	13/15	16/13	7/1	5/9	21/23
MISS. VALLEY STATE	30/26	31/31	61-57	+4	19-48/20-49	.396/.408	6-18/7-17	.333/.412	17-25/10-16	.680/.625	36/30 +6	9/12	13/14	7/5	7/8	17/24
NC	32/45	30/42	62-87	(25)	23-55/31-67	.418/.463	9-23/8-16	.391/.500	7-12/17-30	.583/.567	43/35 +8	12/22	25/10	7/3	5/11	25/15
Southern Cal	26/30	34/33	60-63	(3)	22-42/24-48	.524/.500	8-17/7-11	.471/.636	8-8/8-12	1000/.667	18/28 (10)	10/7	13/10	4/1	4/6	16/13
PROVIDENCE COLLEGE	27/34	40/42	67-76	(9)	26-72/24-50	.361/.480	6-30/6-11	.200/.545	9-10/22-27	.900/.815	40/34 +6	9/16	13/15	7/10	9/4	19/10
Clemson	28/35	30/20	58-55	+3	21-50/19-50	.420/.380	5-15/5-18	.333/.278	11-17/12-16	.647/.750	33/33 -	8/13	8/11	5/1	6/3	16/15
PRESBYTERIAN	19/25	47/33	66-58	+8	26-56/21-45	.464/.467	5-11/7-18	.455/.389	9-11/9-13	.818/.692	33/24 +9	14/13	13/18	7/2	7/3	15/13
OHIO STATE	33/29	33/45	66-74	(8)	23-49/27-53	.469/.509	6-16/5-15	.375/.333	14-18/15-20	.778/.750	20/33 (13)	9/16	14/13	4/3	3/7	18/19
SE LOUISIANA	25/16	37/27	62-43	+19	20-55/15-43	.364/.349	6-18/6-22	.333/.273	16-24/7-13	.667/.538	34/35 (1)	9/9	10/26	4/5	11/3	18/17
WOFFORD	29/21	28/24	57-45	+12	20-45/18-50	.444/.360	11-20/5-19	.550/.263	6-10/4-10	.600/.400	26/34 (8)	14/10	13/15	7/1	6/4	9/13
USC UPSTATE	40/31	32/35	72-66	+6	23-45/25-63	.511/.397	4-11/8-20	.364/.400	22-32/8-15	.688/.533	37/31 +6	9/12	14/8	6/2	4/10	18/24
SC STATE	45/23	34/28	79-51	+28	28-56/18-52	.500/.346	11-23/3-15	.478/.200	12-16/12-23	.750/.522	36/34 +2	17/11	13/17	6/5	11/5	20/13
Kentucky	18/34	46/45	64-79	(15)	25-64/29-49	.391/.592	6-22/5-11	.273/.455	8-10/16-22	.800/.727	32/30 +2	10/13	12/15	3/8	8/4	18/11
VANDERBILT	12/22	45/45	57-67	(10)	22-53/23-40	.415/.575	4-13/13-22	.308/.591	9-11/8-8	.818/1000	21/27 (6)	4/19	9/18	2/2	9/4	11/15
FLORIDA	41/40	24/39	65-79	(14)	23-55/25-47	.418/.532	9-24/12-24	.375/.500	10-14/17-21	.714/.810	30/25 +5	7/19	12/10	1/3	4/4	22/17
Auburn	28/24	24/39	52-63	(11)	20-49/22-50	.408/.440	6-18/7-18	.333/.389	6-8/12-18	.750/.667	29/28 +1	8/14	23/14	7/6	10/7	15/13
ALABAMA	27/29	29/25	56-54	+2	22-68/21-49	.324/.429	5-31/4-18	.161/.222	7-9/8-12	.778/.667	37/39 (2)	8/11	9/15	4/6	6/4	10/14
Ole Miss	28/31	34/35	62-66	(4)	24-60/24-49	.400/.490	8-21/5-13	.381/.385	6-7/13-24	.857/.542	28/38 (10)	15/15	13/18	2/6	12/11	17/12
Florida	28/37	38/37	66-74	(8)	25-56/22-59	.446/.373	6-21/7-28	.286/.250	10-14/23-32	.714/.719	30/42 (12)	8/12	15/13	7/3	4/6	28/11

Note: Game totals are displayed in the format TEAM/OPPONENT for each category

2011-12 South Carolina Basketball
 South Carolina Category Leaders (as of Feb 03, 2012)
 All games

Points	G	Pts	Pts/G	Scoring Average	G	Pts	Avg/G
COOKE, Malik	21	266	12.7	COOKE, Malik	21	266	12.7
GILL, Anthony	21	176	8.4	ELLINGTON, Bruce	14	156	11.1
ELLINGTON, Bruce	14	156	11.1	GILL, Anthony	21	176	8.4
HARRIS, Damontre	21	146	7.0	HARRIS, Damontre	21	146	7.0
LEONARD, Damien	21	127	6.0	LEONARD, Damien	21	127	6.0
SLAWSON, RJ	21	107	5.1	WILLIAMS, Brenton	13	71	5.5
SMITH, Eric	18	98	5.4	SMITH, Eric	18	98	5.4
JACKSON, Lakeem	21	84	4.0	SLAWSON, RJ	21	107	5.1
RICHARDSON, Brian	19	71	3.7	JACKSON, Lakeem	21	84	4.0
WILLIAMS, Brenton	13	71	5.5	RICHARDSON, Brian	19	71	3.7
GEATHERS, Carlton	21	20	1.0	PHILLIPS, Shane	1	1	1.0
PHILLIPS, Shane	1	1	1.0	GEATHERS, Carlton	21	20	1.0

FG Percentage	FG	Att	Pct	Field Goal Attempts	G	Att	Att/G
HARRIS, Damontre	58	108	.537	COOKE, Malik	21	208	9.9
JACKSON, Lakeem	37	72	.514	ELLINGTON, Bruce	14	157	11.2
GILL, Anthony	65	132	.492	LEONARD, Damien	21	136	6.5
GEATHERS, Carlton	8	17	.471	GILL, Anthony	21	132	6.3
SLAWSON, RJ	41	89	.461	HARRIS, Damontre	21	108	5.1
SMITH, Eric	37	83	.446	Field Goals Made	G	Made	Made/G
COOKE, Malik	90	208	.433	COOKE, Malik	21	90	4.3
ELLINGTON, Bruce	59	157	.376	GILL, Anthony	21	65	3.1
WILLIAMS, Brenton	21	62	.339	ELLINGTON, Bruce	14	59	4.2
RICHARDSON, Brian	27	89	.303	HARRIS, Damontre	21	58	2.8
LEONARD, Damien	41	136	.301	LEONARD, Damien	21	41	2.0
PHILLIPS, Shane	0	3	.000	SLAWSON, RJ	21	41	2.0

3-Point Percentage	3FG	Att	Pct	3-Point FG Attempts	G	Att	Att/G
SMITH, Eric	19	44	.432	LEONARD, Damien	21	105	5.0
ELLINGTON, Bruce	25	68	.368	ELLINGTON, Bruce	14	68	4.9
GILL, Anthony	8	22	.364	RICHARDSON, Brian	19	56	2.9
SLAWSON, RJ	10	29	.345	COOKE, Malik	21	51	2.4
WILLIAMS, Brenton	12	38	.316	SMITH, Eric	18	44	2.4
LEONARD, Damien	33	105	.314	3-Point FG Made	G	Made	Made/G
COOKE, Malik	16	51	.314	LEONARD, Damien	21	33	1.6
RICHARDSON, Brian	13	56	.232	ELLINGTON, Bruce	14	25	1.8
PHILLIPS, Shane	0	2	.000	SMITH, Eric	18	19	1.1
JACKSON, Lakeem	0	2	.000	COOKE, Malik	21	16	0.8
				RICHARDSON, Brian	19	13	0.7

Free Throw Percent	FG	Att	Pct	Free Throw Attempts	G	Att	Att/G
WILLIAMS, Brenton	17	20	.850	COOKE, Malik	21	88	4.2
RICHARDSON, Brian	4	5	.800	GILL, Anthony	21	51	2.4
COOKE, Malik	70	88	.795	HARRIS, Damontre	21	38	1.8
HARRIS, Damontre	30	38	.789	JACKSON, Lakeem	21	27	1.3
GILL, Anthony	38	51	.745	SLAWSON, RJ	21	24	1.1
ELLINGTON, Bruce	13	19	.684	Free Throws Made	G	Made	Made/G
GEATHERS, Carlton	4	6	.667	COOKE, Malik	21	70	3.3
LEONARD, Damien	12	18	.667	GILL, Anthony	21	38	1.8
SLAWSON, RJ	15	24	.625	HARRIS, Damontre	21	30	1.4
PHILLIPS, Shane	1	2	.500	WILLIAMS, Brenton	13	17	1.3
SMITH, Eric	5	12	.417	SLAWSON, RJ	21	15	0.7
JACKSON, Lakeem	10	27	.370				

2011-12 South Carolina Basketball
 South Carolina Category Leaders (as of Feb 03, 2012)
 All games

<u>Rebounds</u>	<u>G</u>	<u>Reb</u>	<u>Reb/G</u>
HARRIS, Damontre	21	111	5.3
GILL, Anthony	21	104	5.0
COOKE, Malik	21	104	5.0
SLAWSON, RJ	21	88	4.2
JACKSON, Lakeem	21	64	3.0

<u>Assists</u>	<u>G</u>	<u>No.</u>	<u>Ast/G</u>
COOKE, Malik	21	40	1.9
JACKSON, Lakeem	21	35	1.7
ELLINGTON, Bruce	14	34	2.4
SMITH, Eric	18	28	1.6
GILL, Anthony	21	27	1.3

<u>Rebound Average</u>	<u>G</u>	<u>Reb</u>	<u>Avg/G</u>
HARRIS, Damontre	21	111	5.3
GILL, Anthony	21	104	5.0
COOKE, Malik	21	104	5.0
SLAWSON, RJ	21	88	4.2
JACKSON, Lakeem	21	64	3.0

<u>Steals</u>	<u>G</u>	<u>No.</u>	<u>Stl/G</u>
COOKE, Malik	21	41	2.0
HARRIS, Damontre	21	21	1.0
SLAWSON, RJ	21	17	0.8
JACKSON, Lakeem	21	16	0.8
GILL, Anthony	21	11	0.5
WILLIAMS, Brenton	13	11	0.8

<u>Offensive Rebounds</u>	<u>G</u>	<u>No.</u>	<u>Avg/G</u>
HARRIS, Damontre	21	47	2.2
COOKE, Malik	21	44	2.1
GILL, Anthony	21	40	1.9
SLAWSON, RJ	21	37	1.8
JACKSON, Lakeem	21	28	1.3

<u>Blocked Shots</u>	<u>G</u>	<u>No.</u>	<u>Blk/G</u>
HARRIS, Damontre	21	48	2.3
COOKE, Malik	21	16	0.8
SLAWSON, RJ	21	14	0.7
GEATHERS, Carlton	21	13	0.6
GILL, Anthony	21	5	0.2

<u>Defensive Rebounds</u>	<u>G</u>	<u>No.</u>	<u>Avg/G</u>
GILL, Anthony	21	64	3.0
HARRIS, Damontre	21	64	3.0
COOKE, Malik	21	60	2.9
SLAWSON, RJ	21	51	2.4
JACKSON, Lakeem	21	36	1.7

<u>Minutes</u>	<u>G</u>	<u>No.</u>	<u>Min/G</u>
COOKE, Malik	21	661	31.5
HARRIS, Damontre	21	529	25.2
GILL, Anthony	21	524	25.0
JACKSON, Lakeem	21	403	19.2
SLAWSON, RJ	21	395	18.8

<u>Fouls</u>	<u>G</u>	<u>No.</u>	<u>Per/G</u>
HARRIS, Damontre	21	55	2.6
SLAWSON, RJ	21	54	2.6
GILL, Anthony	21	53	2.5
COOKE, Malik	21	49	2.3
LEONARD, Damien	21	28	1.3
JACKSON, Lakeem	21	28	1.3
ELLINGTON, Bruce	14	28	2.0

<u>Turnovers</u>	<u>G</u>	<u>No.</u>	<u>TO/G</u>
COOKE, Malik	21	48	2.3
GILL, Anthony	21	38	1.8
SMITH, Eric	18	30	1.7
LEONARD, Damien	21	29	1.4
JACKSON, Lakeem	21	27	1.3

<u>Foulsouts</u>	<u>G</u>	<u>No.</u>
GILL, Anthony	21	2
JACKSON, Lakeem	21	1
SLAWSON, RJ	21	1
SMITH, Eric	18	1
COOKE, Malik	21	1
HARRIS, Damontre	21	1

2011-12 South Carolina Basketball
 South Carolina Team High/Low Analysis (as of Feb 03, 2012)
 All games

South Carolina - TEAM GAME HIGHS

POINTS	79	SC STATE (1/3/12)
	75	WESTERN CAROLINA (11/11/11)
	72	USC UPSTATE (12/31/11)
	67	PROVIDENCE COLLEGE (12/1/11)
	66	at Florida (2/2/12)
	66	OHIO STATE (12/17/11)
	66	PRESBYTERIAN (12/13/11)
FIELD GOALS MADE	30	WESTERN CAROLINA (11/11/11)
	28	SC STATE (1/3/12)
FIELD GOAL ATTEMPTS	72	PROVIDENCE COLLEGE (12/1/11)
	68	ALABAMA (1/25/12)
FIELD GOAL PERCENTAGE	.524 (22-42)	vs Southern Cal (11/26/11)
	.511 (23-45)	USC UPSTATE (12/31/11)
3 PT FIELD GOALS MADE	11	SC STATE (1/3/12)
	11	WOFFORD (12/28/11)
3 PT FG ATTEMPTS	31	ALABAMA (1/25/12)
	30	PROVIDENCE COLLEGE (12/1/11)
3 PT FG PERCENTAGE	.550 (11-20)	WOFFORD (12/28/11)
	.478 (11-23)	SC STATE (1/3/12)
FREE THROWS MADE	22	USC UPSTATE (12/31/11)
	17	MISS. VALLEY STATE (11/22/11)
FREE THROW ATTEMPTS	32	USC UPSTATE (12/31/11)
	25	MISS. VALLEY STATE (11/22/11)
FREE THROW PERCENTAGE	1.000 (8-8)	vs Southern Cal (11/26/11)
	.900 (9-10)	PROVIDENCE COLLEGE (12/1/11)
REBOUNDS	43	vs NC (11/25/11)
	40	PROVIDENCE COLLEGE (12/1/11)
	40	at Elon (11/15/11)
ASSISTS	17	SC STATE (1/3/12)
	15	at Ole Miss (01/28/12)
STEALS	12	at Ole Miss (01/28/12)
	11	SC STATE (1/3/12)
	11	SE LOUISIANA (12/21/11)
	11	WESTERN CAROLINA (11/11/11)
BLOCKED SHOTS	7	at Florida (2/2/12)
	7	at Auburn (01/21/12)
	7	WOFFORD (12/28/11)
	7	PRESBYTERIAN (12/13/11)
	7	PROVIDENCE COLLEGE (12/1/11)
	7	vs NC (11/25/11)
	7	MISS. VALLEY STATE (11/22/11)
	7	TENNESSEE STATE (11/20/11)
TURNOVERS	25	vs NC (11/25/11)
	23	at Auburn (01/21/12)
FOULS	28	at Florida (2/2/12)
	25	vs NC (11/25/11)

2011-12 South Carolina Basketball
 South Carolina High/Low Analysis (as of Feb 03, 2012)
 All games

Opponent - GAME HIGHS

POINTS	87		vs NC (11/25/11)
	79		FLORIDA (1/14/12)
	79		at Kentucky (01/07/12)
	76		PROVIDENCE COLLEGE (12/1/11)
	74		at Florida (2/2/12)
	74		OHIO STATE (12/17/11)
FIELD GOALS MADE	31		vs NC (11/25/11)
	29		at Kentucky (01/07/12)
FIELD GOAL ATTEMPTS	67		vs NC (11/25/11)
	63		USC UPSTATE (12/31/11)
FIELD GOAL PERCENTAGE	.592	(29-49)	at Kentucky (01/07/12)
	.575	(23-40)	VANDERBILT (1/10/12)
3 PT FIELD GOALS MADE	13		VANDERBILT (1/10/12)
	12		FLORIDA (1/14/12)
3 PT FG ATTEMPTS	28		at Florida (2/2/12)
	24		FLORIDA (1/14/12)
3 PT FG PERCENTAGE	.636	(7-11)	vs Southern Cal (11/26/11)
	.591	(13-22)	VANDERBILT (1/10/12)
FREE THROWS MADE	23		at Florida (2/2/12)
	22		PROVIDENCE COLLEGE (12/1/11)
FREE THROW ATTEMPTS	32		at Florida (2/2/12)
	30		vs NC (11/25/11)
FREE THROW PERCENTAGE	1.000	(8-8)	VANDERBILT (1/10/12)
	.815	(22-27)	PROVIDENCE COLLEGE (12/1/11)
REBOUNDS	42		at Florida (2/2/12)
	39		ALABAMA (1/25/12)
ASSISTS	22		vs NC (11/25/11)
	19		FLORIDA (1/14/12)
	19		VANDERBILT (1/10/12)
STEALS	11		at Ole Miss (01/28/12)
	11		vs NC (11/25/11)
BLOCKED SHOTS	10		PROVIDENCE COLLEGE (12/1/11)
	8		at Kentucky (01/07/12)
TURNOVERS	26		SE LOUISIANA (12/21/11)
	19		WESTERN CAROLINA (11/11/11)
FOULS	24		USC UPSTATE (12/31/11)
	24		MISS. VALLEY STATE (11/22/11)

2011-12 South Carolina Basketball
 South Carolina High/Low Analysis (as of Feb 03, 2012)
 All games

South Carolina - GAME LOWS

POINTS	52		at Auburn (01/21/12)
	53		at Elon (11/15/11)
	56		ALABAMA (1/25/12)
	57		WOFFORD (12/28/11)
	57		VANDERBILT (1/10/12)
FIELD GOALS MADE	19		MISS. VALLEY STATE (11/22/11)
	20		at Elon (11/15/11)
	20		SE LOUISIANA (12/21/11)
	20		WOFFORD (12/28/11)
	20		at Auburn (01/21/12)
FIELD GOAL ATTEMPTS	42		vs Southern Cal (11/26/11)
	45		WOFFORD (12/28/11)
	45		USC UPSTATE (12/31/11)
FIELD GOAL PERCENTAGE	.313	(20-64)	at Elon (11/15/11)
	.324	(22-68)	ALABAMA (1/25/12)
3 PT FIELD GOALS MADE	3		at Elon (11/15/11)
	4		USC UPSTATE (12/31/11)
	4		VANDERBILT (1/10/12)
3 PT FG ATTEMPTS	11		PRESBYTERIAN (12/13/11)
	11		USC UPSTATE (12/31/11)
3 PT FG PERCENTAGE	.111	(3-27)	at Elon (11/15/11)
	.161	(5-31)	ALABAMA (1/25/12)
FREE THROWS MADE	6		WOFFORD (12/28/11)
	6		at Auburn (01/21/12)
	6		at Ole Miss (01/28/12)
FREE THROW ATTEMPTS	7		at Ole Miss (01/28/12)
	8		vs Southern Cal (11/26/11)
	8		at Auburn (01/21/12)
FREE THROW PERCENTAGE	.583	(7-12)	vs NC (11/25/11)
	.588	(10-17)	WESTERN CAROLINA (11/11/11)
	.588	(10-17)	at Elon (11/15/11)
REBOUNDS	18		vs Southern Cal (11/26/11)
	20		OHIO STATE (12/17/11)
ASSISTS	4		VANDERBILT (1/10/12)
	6		at Elon (11/15/11)
STEALS	3		OHIO STATE (12/17/11)
	4		vs Southern Cal (11/26/11)
	4		USC UPSTATE (12/31/11)
	4		FLORIDA (1/14/12)
	4		at Florida (2/2/12)
BLOCKED SHOTS	1		FLORIDA (1/14/12)
	2		at Elon (11/15/11)
	2		VANDERBILT (1/10/12)
	2		at Ole Miss (01/28/12)
TURNOVERS	7		at Elon (11/15/11)
	8		at Clemson (12/4/11)
FOULS	9		WOFFORD (12/28/11)
	10		ALABAMA (1/25/12)

2011-12 South Carolina Basketball
 South Carolina High/Low Analysis (as of Feb 03, 2012)
 All games

Opponent - GAME LOWS

POINTS	43		SE LOUISIANA (12/21/11)
	45		WOFFORD (12/28/11)
	50		WESTERN CAROLINA (11/11/11)
	51		SC STATE (1/3/12)
	54		ALABAMA (1/25/12)
FIELD GOALS MADE	15		SE LOUISIANA (12/21/11)
	16		at Elon (11/15/11)
FIELD GOAL ATTEMPTS	40		at Elon (11/15/11)
	40		VANDERBILT (1/10/12)
FIELD GOAL PERCENTAGE	.346	(18-52)	SC STATE (1/3/12)
	.349	(15-43)	SE LOUISIANA (12/21/11)
3 PT FIELD GOALS MADE	3		SC STATE (1/3/12)
	4		ALABAMA (1/25/12)
3 PT FG ATTEMPTS	11		vs Southern Cal (11/26/11)
	11		PROVIDENCE COLLEGE (12/1/11)
	11		at Kentucky (01/07/12)
3 PT FG PERCENTAGE	.200	(3-15)	SC STATE (1/3/12)
	.222	(4-18)	ALABAMA (1/25/12)
FREE THROWS MADE	4		WOFFORD (12/28/11)
	7		SE LOUISIANA (12/21/11)
FREE THROW ATTEMPTS	8		VANDERBILT (1/10/12)
	10		WOFFORD (12/28/11)
FREE THROW PERCENTAGE	.400	(4-10)	WOFFORD (12/28/11)
	.522	(12-23)	SC STATE (1/3/12)
REBOUNDS	24		PRESBYTERIAN (12/13/11)
	25		FLORIDA (1/14/12)
ASSISTS	7		vs Southern Cal (11/26/11)
	9		at Elon (11/15/11)
	9		SE LOUISIANA (12/21/11)
STEALS	1		at Elon (11/15/11)
	3		at Clemson (12/4/11)
	3		PRESBYTERIAN (12/13/11)
	3		SE LOUISIANA (12/21/11)
BLOCKED SHOTS	1		TENNESSEE STATE (11/20/11)
	1		vs Southern Cal (11/26/11)
	1		at Clemson (12/4/11)
	1		WOFFORD (12/28/11)
TURNOVERS	8		USC UPSTATE (12/31/11)
	10		vs NC (11/25/11)
	10		vs Southern Cal (11/26/11)
	10		FLORIDA (1/14/12)
FOULS	10		PROVIDENCE COLLEGE (12/1/11)
	11		at Kentucky (01/07/12)
	11		at Florida (2/2/12)

2011-12 South Carolina Basketball
 South Carolina Player High/Low Analysis (as of Feb 03, 2012)
 All games

South Carolina - I N D I V I D U A L G A M E H I G H S

Points	24		COOKE, Malik vs USC Upstate (12/31/11)
	21		COOKE, Malik vs Ohio State (12/17/11)
	21		COOKE, Malik vs Providence College (12/1/11)
	20		ELLINGTON, Bruce vs Vanderbilt (1/10/12)
	18		COOKE, Malik vs Alabama (1/25/12)
	18		COOKE, Malik vs Miss. Valley State (11/22/11)
	18		SMITH, Eric vs Tennessee State (11/20/11)
Field Goals Made	8		ELLINGTON, Bruce vs Vanderbilt (1/10/12)
	8		COOKE, Malik vs USC Upstate (12/31/11)
	8		COOKE, Malik vs Providence College (12/1/11)
Field Goal Att.	17		LEONARD, Damien at Elon (11/15/11)
	16		ELLINGTON, Bruce at Ole Miss (01/28/12)
FG Pct (min 5 made)	.857	(6-7)	GILL, Anthony vs Western Carolina (11/11/11)
	.833	(5-6)	JACKSON, Lakeem vs Tennessee State (11/20/11)
3-Point FG Made	5		ELLINGTON, Bruce vs Wofford (12/28/11)
	5		LEONARD, Damien vs NC (11/25/11)
	5		SMITH, Eric vs Tennessee State (11/20/11)
3-Point FG Att.	11		LEONARD, Damien vs NC (11/25/11)
	11		LEONARD, Damien at Elon (11/15/11)
3-Pt FG Pct (min 2 made)	1.000	(3-3)	COOKE, Malik at Ole Miss (01/28/12)
	1.000	(3-3)	ELLINGTON, Bruce vs SC State (1/3/12)
	1.000	(2-2)	RICHARDSON, Brian vs USC Upstate (12/31/11)
	1.000	(2-2)	GILL, Anthony vs SE Louisiana (12/21/11)
	1.000	(2-2)	LEONARD, Damien vs Presbyterian (12/13/11)
	1.000	(2-2)	COOKE, Malik vs NC (11/25/11)
Free Throws Made	10		COOKE, Malik vs Miss. Valley State (11/22/11)
	9		COOKE, Malik vs Ohio State (12/17/11)
Free Throw Att.	12		COOKE, Malik vs Miss. Valley State (11/22/11)
	11		COOKE, Malik vs USC Upstate (12/31/11)
FT Pct (min 3 made)	1.000	(8-8)	WILLIAMS, Brenton vs USC Upstate (12/31/11)
	1.000	(5-5)	COOKE, Malik vs Alabama (1/25/12)
	1.000	(4-4)	HARRIS, Damontre at Florida (2/2/12)
	1.000	(4-4)	COOKE, Malik vs SC State (1/3/12)
	1.000	(4-4)	ELLINGTON, Bruce at Clemson (12/4/11)
	1.000	(4-4)	SLAWSON, RJ vs Providence College (12/1/11)
	1.000	(3-3)	ELLINGTON, Bruce vs Vanderbilt (1/10/12)
	1.000	(3-3)	HARRIS, Damontre vs SC State (1/3/12)
	1.000	(3-3)	GILL, Anthony vs Ohio State (12/17/11)
	1.000	(3-3)	GILL, Anthony vs Presbyterian (12/13/11)
	1.000	(3-3)	COOKE, Malik vs Presbyterian (12/13/11)
	1.000	(3-3)	GILL, Anthony vs Southern Cal (11/26/11)
Rebounds	14		SLAWSON, RJ vs NC (11/25/11)
	10		HARRIS, Damontre vs Vanderbilt (1/10/12)
	10		COOKE, Malik vs USC Upstate (12/31/11)
	10		HARRIS, Damontre at Elon (11/15/11)
	10		JACKSON, Lakeem vs Western Carolina (11/11/11)
Assists	5		ELLINGTON, Bruce at Ole Miss (01/28/12)
	5		JACKSON, Lakeem vs Western Carolina (11/11/11)
Steals	5		WILLIAMS, Brenton vs Western Carolina (11/11/11)
	4		COOKE, Malik vs SE Louisiana (12/21/11)
	4		COOKE, Malik at Clemson (12/4/11)
	4		COOKE, Malik vs Providence College (12/1/11)
Blocked Shots	6		HARRIS, Damontre at Florida (2/2/12)

	6	HARRIS, Damontre at Auburn (01/21/12)
Turnovers	6	COOKE, Malik at Auburn (01/21/12)
	5	ELLINGTON, Bruce at Auburn (01/21/12)
	5	HARRIS, Damontre at Auburn (01/21/12)
	5	GILL, Anthony vs Presbyterian (12/13/11)
	5	LEONARD, Damien vs NC (11/25/11)
Fouls	5	GILL, Anthony at Florida (2/2/12)
	5	HARRIS, Damontre at Ole Miss (01/28/12)
	5	SMITH, Eric vs USC Upstate (12/31/11)
	5	SLAWSON, RJ vs SE Louisiana (12/21/11)
	5	GILL, Anthony vs NC (11/25/11)
	5	JACKSON, Lakeem at Elon (11/15/11)
	5	COOKE, Malik at Elon (11/15/11)

2011-12 South Carolina Basketball
 South Carolina Opponent High/Low Analysis (as of Feb 03, 2012)
 All games

OPPONENT INDIVIDUAL GAME HIGHS

Points	30		Thomas, Deshaun vs Ohio State (12/17/11)
	28		Jones, Maurice vs Southern Cal (11/26/11)
	24		Boynton, Kenny at Florida (2/2/12)
	22		Sullivan, Frankie at Auburn (01/21/12)
	22		JOYNER, Terrence vs Miss. Valley State (11/22/11)
Field Goals Made	13		Thomas, Deshaun vs Ohio State (12/17/11)
	9		Jones, Maurice vs Southern Cal (11/26/11)
Field Goal Att.	16		Thomas, Deshaun vs Ohio State (12/17/11)
	15		Sullivan, Frankie at Auburn (01/21/12)
	15		Gabriel, Kenny at Auburn (01/21/12)
	15		Jones, Maurice vs Southern Cal (11/26/11)
	15		John Henson vs NC (11/25/11)
FG Pct (min 5 made)	1.000	(6-6)	Yeguete, Will vs Florida (1/14/12)
	.889	(8-9)	Jones, Terrence at Kentucky (01/07/12)
3-Point FG Made	7		Jones, Maurice vs Southern Cal (11/26/11)
	5		P.J. Hairston vs NC (11/25/11)
3-Point FG Att.	11		Sullivan, Frankie at Auburn (01/21/12)
	10		GILTNER, Kevin vs Wofford (12/28/11)
3-Pt FG Pct (min 2 made)	1.000	(7-7)	Jones, Maurice vs Southern Cal (11/26/11)
	1.000	(3-3)	HENTON, LaDontae vs Providence College (12/1/11)
	1.000	(2-2)	ODOM, Rod vs Vanderbilt (1/10/12)
Free Throws Made	10		COLEMAN, Gerard vs Providence College (12/1/11)
	8		Boynton, Kenny at Florida (2/2/12)
Free Throw Att.	13		Holloway, Murphy at Ole Miss (01/28/12)
	13		COLEMAN, Gerard vs Providence College (12/1/11)
FT Pct (min 3 made)	1.000	(6-6)	Henry, Terrance at Ole Miss (01/28/12)
	1.000	(6-6)	Sullivan, Frankie at Auburn (01/21/12)
	1.000	(6-6)	TROUTMAN, Lucas at Elon (11/15/11)
	1.000	(5-5)	Buford, William vs Ohio State (12/17/11)
	1.000	(5-5)	COTTON, Bryce vs Providence College (12/1/11)
	1.000	(4-4)	Murphy, Erik vs Florida (1/14/12)
	1.000	(4-4)	GOULBOURNE, Lance vs Vanderbilt (1/10/12)
	1.000	(4-4)	Smith Jr., Lenzelle vs Ohio State (12/17/11)
	1.000	(4-4)	JONES, Falando vs Miss. Valley State (11/22/11)
	1.000	(3-3)	HENTON, LaDontae vs Providence College (12/1/11)
1.000	(3-3)	DEDMON, D vs Southern Cal (11/26/11)	
Rebounds	11		Beal, Bradley at Florida (2/2/12)
	11		Holloway, Murphy at Ole Miss (01/28/12)
Assists	14		Kendall Marshall vs NC (11/25/11)
	9		TINSLEY, Brad vs Vanderbilt (1/10/12)
Steals	6		Kendall Marshall vs NC (11/25/11)
	4		MAXEY, Jodd vs USC Upstate (12/31/11)
Blocked Shots	7		Davis, Anthony at Kentucky (01/07/12)
	7		DIXON, Bilal vs Providence College (12/1/11)
Turnovers	7		Henry, Terrance at Ole Miss (01/28/12)
	6		WASHINGTON, Eric vs Presbyterian (12/13/11)
Fouls	5		EZELI, Festus vs Vanderbilt (1/10/12)
	5		MAXEY, Jodd vs USC Upstate (12/31/11)
	5		COLEMAN, Al'Lonzo vs Presbyterian (12/13/11)
	5		Hall, Rod at Clemson (12/4/11)
	5		JOYNER, Terrence vs Miss. Valley State (11/22/11)
	5		JONES, Falando vs Miss. Valley State (11/22/11)
	5		THORNTON, Kellen vs Tennessee State (11/20/11)

5	EDOMWONYI, Egheosa at Elon (11/15/11)
5	KING, Tawaski vs Western Carolina (11/11/11)