



2011-12 SOUTH CAROLINA BASKETBALL

OPENING TIP

Date: Sunday, December 4, 2011
Tipoff: 3:30 p.m. ET
Location: Clemson, S.C.
Arena: Littlejohn Coliseum
Series: South Carolina leads 87-74
Television: ESPNU
Talent: Rob Stone (pxp), Jay Williams (analyst)
Radio: Andy Demetra (pxp), Casey Manning (analyst)

GAME 8

2011-12 SCHEDULE

DATE	OPPONENT (TV)	TIME/RESULT
Nov. 3	Kentucky Wesleyan* (SS)	W, 69-59
Nov. 11	Western Carolina (SS)	W, 75-50
Nov. 15	at Elon (SS)	L, 58-53
<i>Continental Tire Las Vegas Invitational</i>		
Nov. 20	Tennessee State (SS)	L, 64-63
Nov. 22	Mississippi Valley State (SS)	W, 61-57
Nov. 25	No. 1 North Carolina (ESPN2)	L, 87-62
Nov. 26	Southern California (ESPN3.com)	L, 63-60
<i>Big East/SEC Challenge</i>		
Dec. 1	Providence (ESPNU)	L, 76-67
Dec. 4	at Clemson (ESPNU)	3:30 p.m.
Dec. 13	Presbyterian (SS)	7 p.m.
Dec. 17	Ohio State (ESPN)	12 p.m.
Dec. 21	Southeastern Louisiana (SS)	7 p.m.
Dec. 28	Wofford (CSS)	7 p.m.
Dec. 31	USC Upstate (SS)	12 p.m.
Jan. 3	SC State	7 p.m.
Jan. 7	at Kentucky* (SECN)	4 p.m.
Jan. 10	Vanderbilt* (ESPNU)	9 p.m.
Jan. 14	Florida* (CSS)	7 p.m.
Jan. 21	at Auburn* (SECN)	1:30 p.m.
Jan. 25	Alabama* (SECN)	8 p.m.
Jan. 28	at Ole Miss* (FSN)	7 p.m.
Feb. 2	at Florida* (ESPN/ESPN2)	9 p.m.
Feb. 4	Kentucky* (ESPN/ESPN2)	6 p.m.
Feb. 8	at Tennessee* (SECN)	8 p.m.
Feb. 11	at Arkansas* (SECN)	1:30 p.m.
Feb. 15	Georgia* (CSS)	7 p.m.
Feb. 18	LSU* (SECN)	1:30 p.m.
Feb. 22	at Vanderbilt* (SECN)	8 p.m.
Feb. 25	Tennessee* (FSN)	8 p.m.
Feb. 29	Mississippi State* (SECN)	8 p.m.
March 3	at Georgia* (SECN)	1:30 p.m.
<i>SEC Tournament</i>		
March 10	First Round (SECN)	TBA
March 11	Quarterfinals (SECN)	TBA
March 12	Semifinals (ABC)	TBA
March 13	Finals (ABC)	TBA

All home games in **bold** | All times listed Eastern
 * indicates SEC contest | & indicates exhibition | **SS**-SportSouth | **SECN**-SEC Network | **CSS**-CharterSports SE



**SOUTH CAROLINA
 GAMECOCKS
 (2-5)**

- VS -

**CLEMSON
 TIGERS
 (4-2)**



Ranking: AP/Coaches (-/-)
Last Five: 1-4
Head Coach: Darrin Horn
Record at SC: 52-47 (4th)
Career Rec.: 163-95 (9th)
vs. Clemson: 1-2
SID: Emily Feeny

Stat Leaders:
Points: Cooke (12.9)
Rebounds: Slawson (5.7)
Assists: Jackson (2.1)
Blocks: Harris (1.4)
Steals: Cooke (1.7)

Ranking: AP/Coaches (-/-)
Last Five: 3-2
Head Coach: Brad Brownell
Record at Clemson: 26-14 (2nd)
Career Rec.: 193-99 (10th)
vs. SC: 0-1

Stat Leaders:
Points: Young (15.2)
Rebounds: Smith (7.7)
Assists: Smith (4.8)
Blocks: Narcisse (1.5)
Steals: Young (2.0)

PROBABLE STARTERS

South Carolina	Ht.	Wt.	Yr.	Hometown	PPG	RPG	MPG
G - #5, Eric Smith	5-11	210	So.	Mullins, S.C.	9.4	1.3	22.4
G - #32, Damien Leonard	6-4	192	Fr.	Greenville, S.C.	6.9	1.4	24.7
F - #13, Anthony Gill	6-8	235	Fr.	Charlotte, N.C.	8.1	4.9	22.7
F - #15, Malik Cooke	6-6	215	R-Sr.	Charlotte, N.C.	12.9	4.6	29.9
F - #24, Damontre Harris	6-9	226	So.	Fayetteville, N.C.	5.0	4.9	20.6

Clemson	Ht.	Wt.	Yr.	Hometown	PPG	RPG	MPG
F - #5, Tanner Smith	6-5	210	Sr.	Alpharetta, Ga.	9.3	7.7	33.3
F - #24, Milton Jennings	6-9	225	Jr.	Summerville, S.C.	10.7	5.7	24.7
C - #31, Devin Booker	6-8	245	Jr.	Whitmire, S.C.	10.3	6.8	27.8
G - #4, Rod Hall	6-1	210	Fr.	Augusta, Ga.	4.5	1.3	22.3
G - #11, Andre Young	5-9	170	Sr.	Albany, Ga.	15.2	2.5	34.3

CAROLINA QUICK HITS

- South Carolina is in its 104th season of basketball.
- The Gamecocks are led by fourth-year head coach Darrin Horn.
- R-senior forward Malik Cooke tallied a game-high 21 points vs. Providence on Thursday, just one point shy of matching his career high. Cooke has led the Gamecocks in scoring three times this season, while hitting double-digits in six of seven games thus far. He paces Carolina with 12.9 points per contest.
- Sophomore point guard Bruce Ellington made his return to the practice court with the Gamecock hoops team on Monday. Ellington is also a member of the Gamecock football team. To date, Ellington has scored two touchdowns this season, including a 49-yard reception for a score vs. Clemson last Saturday. He posted six points in his first game back with the men's basketball team vs. Providence. Sunday's game at Clemson marks the second time in eight days that Ellington will face the Tigers, the first last week in football.
- Freshman forward Anthony Gill ranks second in the SEC in field goal percentage (59.5%) and sophomore guard Eric Smith ranks tied for third in the league in 3-point field goal percentage (50.0%).
- South Carolina is 281-404 (.410) all-time against current schools in the ACC. The last Gamecock victory over an ACC opponent came in a 64-60 win over Clemson on Dec. 5, 2010. Carolina's last loss to an ACC opponent came in an 87-62 loss to No. 1 North Carolina on Nov. 25, 2011, competing at the Las Vegas Invitational.
- In games it has won this season, South Carolina holds a +14.5 scoring margin over its opponents. To compare, in games it has lost, Gamecock opponents score 8.6 more points per game. R-senior forward Malik Cooke leads the Gamecocks in scoring in both games won and lost, posting 14.0 and 12.4 points per outing, respectively.
- The Gamecocks have out-rebounded their opponent in six of seven contests this season, including a 40-34 margin against Providence.
- South Carolina is 278-266 (.511) all-time in the month of December. South Carolina earned a 4-2 mark last season during the month.
- Following Sunday's contest the Gamecocks will take a 12-day break from game action due to final exams. Carolina returns to the court at Colonial Life Arena to host Presbyterian on Dec. 13. The game will mark the first of six-straight at home for the Gamecocks.



BY THE NUMBERS

- 8 - Sophomore forward RJ Slawson tallied eight points off the bench vs. Providence to pace Carolina in scoring 23 bench points in the game. Slawson has led Carolina in bench points in three of the last four games.
- 16 - Sophomore guard Eric Smith hit 6-of-13 attempts from the floor, including three 3s, in scoring 16 points against Providence on Thursday, his second double-digit effort of the season.



SOUTH CAROLINA GAMECOCKS

OVERALL: 2-5; SEC: 0-0; HOME: 2-2; AWAY: 0-1; NEUTRAL: 0-2

1		<p>BRENTON WILLIAMS - So. - G - 5-11 - 172 - Kissimmee, Fla.</p> <table border="1"> <thead> <tr> <th>MIN</th> <th>PTS</th> <th>RBS</th> <th>AST</th> <th>FG%</th> <th>3FG%</th> <th>FT%</th> </tr> </thead> <tbody> <tr> <td>10.7</td> <td>5.7</td> <td>1.0</td> <td>0.3</td> <td>.500</td> <td>.400</td> <td>.750</td> </tr> </tbody> </table>	MIN	PTS	RBS	AST	FG%	3FG%	FT%	10.7	5.7	1.0	0.3	.500	.400	.750	<ul style="list-style-type: none"> • Junior college transfer from Santa Fe College • Explosive in season opener versus Western Carolina, scoring 13 points on 5-of-8 field goals ... Also collected 5 steals vs. WCU • Will miss the next 1-3 weeks with a left knee sprain suffered early in the first half vs. Tennessee State on Nov. 20
MIN	PTS	RBS	AST	FG%	3FG%	FT%											
10.7	5.7	1.0	0.3	.500	.400	.750											
2		<p>BRIAN RICHARDSON - So. - G - 6-4 - 171 - Wilson, N.C.</p> <table border="1"> <thead> <tr> <th>MIN</th> <th>PTS</th> <th>RBS</th> <th>AST</th> <th>FG%</th> <th>3FG%</th> <th>FT%</th> </tr> </thead> <tbody> <tr> <td>18.6</td> <td>4.6</td> <td>1.9</td> <td>1.0</td> <td>24.5</td> <td>14.7</td> <td>1.000</td> </tr> </tbody> </table>	MIN	PTS	RBS	AST	FG%	3FG%	FT%	18.6	4.6	1.9	1.0	24.5	14.7	1.000	<ul style="list-style-type: none"> • Saw action in all 30 contests with 24 starts last season as a freshman • Recorded nine double-figure scoring games, including two games with 15 or more points last season • Best game of the season to date vs. Southern Cal; posting 12 points on 4-of-7 shooting from beyond the arc
MIN	PTS	RBS	AST	FG%	3FG%	FT%											
18.6	4.6	1.9	1.0	24.5	14.7	1.000											
5		<p>ERIC SMITH - So. - G - 5-11 - 210 - Mullins, S.C.</p> <table border="1"> <thead> <tr> <th>MIN</th> <th>PTS</th> <th>RBS</th> <th>AST</th> <th>FG%</th> <th>3FG%</th> <th>FT%</th> </tr> </thead> <tbody> <tr> <td>22.4</td> <td>9.4</td> <td>1.3</td> <td>2.0</td> <td>53.2</td> <td>50.0</td> <td>28.6</td> </tr> </tbody> </table>	MIN	PTS	RBS	AST	FG%	3FG%	FT%	22.4	9.4	1.3	2.0	53.2	50.0	28.6	<ul style="list-style-type: none"> • Saw action in 28 games last season as a freshman • Dished 1.5 assists per game last season • Posted a career high 18 points on stellar shooting versus Tennessee State; hitting 6-of-10 attempts, including a 5-of-7 mark from 3-point range • Hit 6-of-13 attempts for 16 points vs. Providence; team's second leading scorer
MIN	PTS	RBS	AST	FG%	3FG%	FT%											
22.4	9.4	1.3	2.0	53.2	50.0	28.6											
13		<p>ANTHONY GILL - Fr. - F - 6-8 - 235 - Charlotte, N.C.</p> <table border="1"> <thead> <tr> <th>MIN</th> <th>PTS</th> <th>RBS</th> <th>AST</th> <th>FG%</th> <th>3FG%</th> <th>FT%</th> </tr> </thead> <tbody> <tr> <td>22.7</td> <td>8.1</td> <td>4.9</td> <td>1.6</td> <td>59.5</td> <td>1.000</td> <td>66.7</td> </tr> </tbody> </table>	MIN	PTS	RBS	AST	FG%	3FG%	FT%	22.7	8.1	4.9	1.6	59.5	1.000	66.7	<ul style="list-style-type: none"> • Averaged 19.3 points, 9.0 rebounds, 2 assists, 1 block and 1 steal as a senior • Led team in both exhibition play and season opener with 14 points • Played a game high 23 minutes vs. WCU, hitting 6-of-7 shot attempts, including a 1-of-1 mark from 3-point range • Tallied seven points and two assists vs. Providence
MIN	PTS	RBS	AST	FG%	3FG%	FT%											
22.7	8.1	4.9	1.6	59.5	1.000	66.7											
15		<p>MALIK COOKE - R-Sr. - F - 6-6 - 215 - Charlotte, N.C.</p> <table border="1"> <thead> <tr> <th>MIN</th> <th>PTS</th> <th>RBS</th> <th>AST</th> <th>FG%</th> <th>3FG%</th> <th>FT%</th> </tr> </thead> <tbody> <tr> <td>29.9</td> <td>12.9</td> <td>4.6</td> <td>2.0</td> <td>46.9</td> <td>38.1</td> <td>75.9</td> </tr> </tbody> </table>	MIN	PTS	RBS	AST	FG%	3FG%	FT%	29.9	12.9	4.6	2.0	46.9	38.1	75.9	<ul style="list-style-type: none"> • Lone senior on the team; emerged into team leader over the summer and throughout fall practice and training • Saw action 30 contests last season, 17 starts; 15 double-figure scoring games • Has led the team in scoring in three contests this season, including a 21-point effort vs. Providence, one shy of matching his career high
MIN	PTS	RBS	AST	FG%	3FG%	FT%											
29.9	12.9	4.6	2.0	46.9	38.1	75.9											
23		<p>BRUCE ELLINGTON - So. - G - 5-9 - 197 - Moncks Corner, S.C.</p> <table border="1"> <thead> <tr> <th>MIN</th> <th>PTS</th> <th>RBS</th> <th>AST</th> <th>FG%</th> <th>3FG%</th> <th>FT%</th> </tr> </thead> <tbody> <tr> <td>27.0</td> <td>6.0</td> <td>2.0</td> <td>1.0</td> <td>27.3</td> <td>0.0</td> <td>0.0</td> </tr> </tbody> </table>	MIN	PTS	RBS	AST	FG%	3FG%	FT%	27.0	6.0	2.0	1.0	27.3	0.0	0.0	<ul style="list-style-type: none"> • Named to the 2011 SEC All-Freshman Team; led the Gamecocks in scoring last season with 12.8 points per game • Posted 17 double-figure scoring games as a freshman, including seven 20-point and one 30-point performance • First game with MBB team was Dec. 1 vs. Providence; scored six points
MIN	PTS	RBS	AST	FG%	3FG%	FT%											
27.0	6.0	2.0	1.0	27.3	0.0	0.0											
24		<p>DAMONTRE HARRIS - So. - F - 6-9 - 226 - Fayetteville, N.C.</p> <table border="1"> <thead> <tr> <th>MIN</th> <th>PTS</th> <th>RBS</th> <th>BLK</th> <th>FG%</th> <th>3FG%</th> <th>FT%</th> </tr> </thead> <tbody> <tr> <td>20.6</td> <td>5.0</td> <td>4.9</td> <td>1.4</td> <td>44.8</td> <td>0.0</td> <td>69.2</td> </tr> </tbody> </table>	MIN	PTS	RBS	BLK	FG%	3FG%	FT%	20.6	5.0	4.9	1.4	44.8	0.0	69.2	<ul style="list-style-type: none"> • Sophomore forward who saw action in 29 games last season with 19 starts • Suffered toe injury during preseason, but returned to practice prior to the exhibition vs. Kentucky Wesleyan • Put together best all-around performance this season vs. Southern Cal, posting career high 15 points, while collecting six rebounds and 2 blocks
MIN	PTS	RBS	BLK	FG%	3FG%	FT%											
20.6	5.0	4.9	1.4	44.8	0.0	69.2											
30		<p>LAKEEM JACKSON - Jr. - F - 6-5 - 238 - Charlotte, N.C.</p> <table border="1"> <thead> <tr> <th>MIN</th> <th>PTS</th> <th>RBS</th> <th>AST</th> <th>FG%</th> <th>3FG%</th> <th>FT%</th> </tr> </thead> <tbody> <tr> <td>21.3</td> <td>4.7</td> <td>4.0</td> <td>2.1</td> <td>56.5</td> <td>0.0</td> <td>58.3</td> </tr> </tbody> </table>	MIN	PTS	RBS	AST	FG%	3FG%	FT%	21.3	4.7	4.0	2.1	56.5	0.0	58.3	<ul style="list-style-type: none"> • Experienced junior who will see time at the point guard position this season • Was solid in win over Western Carolina; dished five assists with zero turnovers; collected a game high 10 rebounds • Tallied 12 points and three assists in contest vs. Tennessee State • Posted four points, one assist and one steal vs. Providence
MIN	PTS	RBS	AST	FG%	3FG%	FT%											
21.3	4.7	4.0	2.1	56.5	0.0	58.3											
32		<p>DAMIEN LEONARD - Fr. - G - 6-4 - 192 - Greenville, S.C.</p> <table border="1"> <thead> <tr> <th>MIN</th> <th>PTS</th> <th>RBS</th> <th>AST</th> <th>FG%</th> <th>3FG%</th> <th>FT%</th> </tr> </thead> <tbody> <tr> <td>24.7</td> <td>6.9</td> <td>1.4</td> <td>0.6</td> <td>22.4</td> <td>24.0</td> <td>75.0</td> </tr> </tbody> </table>	MIN	PTS	RBS	AST	FG%	3FG%	FT%	24.7	6.9	1.4	0.6	22.4	24.0	75.0	<ul style="list-style-type: none"> • Highly-touted shooting guard; averaged 22.4 points, 6.5 rebounds and 2.0 assists per game as a senior • Tallied nine points in exhibition play vs. Kentucky Wesleyan on Nov. 3 • vs. #1 UNC, hit 5-of-11 from beyond the arc for 15 points
MIN	PTS	RBS	AST	FG%	3FG%	FT%											
24.7	6.9	1.4	0.6	22.4	24.0	75.0											
33		<p>RJ SLAWSON - So. - F - 6-8 - 207 - Charleston, S.C.</p> <table border="1"> <thead> <tr> <th>MIN</th> <th>PTS</th> <th>RBS</th> <th>BLK</th> <th>FG%</th> <th>3FG%</th> <th>FT%</th> </tr> </thead> <tbody> <tr> <td>22.6</td> <td>7.6</td> <td>5.7</td> <td>1.1</td> <td>43.5</td> <td>22.2</td> <td>64.7</td> </tr> </tbody> </table>	MIN	PTS	RBS	BLK	FG%	3FG%	FT%	22.6	7.6	5.7	1.1	43.5	22.2	64.7	<ul style="list-style-type: none"> • Sophomore forward who saw action in 28 games as a freshman • Was solid in season opener, hitting 3-of-4 shots for 7 points; also collected three rebounds • Hit careers highs with 13 points, 14 rebounds and four blocks vs. #1 UNC • Posted eight points and a team high eight rebounds vs. Providence
MIN	PTS	RBS	BLK	FG%	3FG%	FT%											
22.6	7.6	5.7	1.1	43.5	22.2	64.7											
45		<p>CARLTON GEATHERS - R-Fr. - 6-10 - 250 - Georgetown, S.C.</p> <table border="1"> <thead> <tr> <th>MIN</th> <th>PTS</th> <th>RBS</th> <th>BLK</th> <th>FG%</th> <th>3FG%</th> <th>FT%</th> </tr> </thead> <tbody> <tr> <td>8.9</td> <td>0.6</td> <td>2.4</td> <td>1.1</td> <td>33.3</td> <td>0.0</td> <td>0.0</td> </tr> </tbody> </table>	MIN	PTS	RBS	BLK	FG%	3FG%	FT%	8.9	0.6	2.4	1.1	33.3	0.0	0.0	<ul style="list-style-type: none"> • Redshirt-freshman forward who will see first action of his career in 2011-12 • Collected six rebounds in first career game, while blocking one shot and adding four points in 16 minutes • Collected three rebounds and blocked three shots in 11 minutes vs. MVSU • Blocked three shots vs. Providence
MIN	PTS	RBS	BLK	FG%	3FG%	FT%											
8.9	0.6	2.4	1.1	33.3	0.0	0.0											

INTERVIEW POLICIES

All interview requests must be made in advance to SID Emily Feeney in the South Carolina Media Relations Office. Beginning with the start of practice in October, Feeney will release a weekly coach and player availability schedule to media no later than 9 a.m. each Monday morning during the season.

Post-Game Interview Policy: After each home game, the visiting coach will address the media first, followed by South Carolina head coach Darrin Horn and then South Carolina players. (Depending on deadline and during non-conference season, this may be altered on a game-by-game basis)

Road Interview Policy: Interviews with Coach Horn while on the road will be scheduled according to the home post-game media procedure. No player interviews are allowed until after the game once the team leaves Columbia.

All interviews are to be coordinated through the Media Relations Office. This allows the staff to arrange the interview when it best suits the student-athlete's and the reporter's schedules. Please contact the Media Relations Office in advance to make your interview requests. Media are not permitted to contact student-athletes on their own at any time.

All interviews will take place at the designated media interview site for that day as listed in the weekly availability schedule or in the Media Relations Office.

Dormitory, apartment and cell phone numbers for student-athletes will not be provided to the media. Should you need to conduct a telephone interview with a student-athlete, a call will be placed to you from the student-athlete at a mutually agreeable time.

SOUTH CAROLINA MEDIA RELATIONS

Emily Feeney, primary contact

Assistant Director

cell: 803-727-3284

e-mail: efeeney@mailbox.sc.edu

Website: www.GamecocksOnline.com

Facebook: www.Facebook.com/gamecocksonline

Twitter: @GamecockMBB

2011-12 STAT COMPARISON

	SC	CLEMSON
Record	2-5	4-2
Conference Record	-	-
Current Streak	L3	W2
Scoring Avg.	63.0	66.0
Opponent Scoring Avg.	65.0	55.0
Scoring Margin	-2.0	+11.0
Field Goal %	.410	.474
Opponent Field Goal %	.440	.383
3-Point Field Goal %	.288	.374
Opponent 3-Point Field Goal %	.450	.314
3-Point Field Goal Made PG	6.3	6.2
3-Point Field Goal Attempts PG	21.9	16.5
Free Throw %	.670	.639
Opponent Free Throw %	.660	.728
Rebounding Avg.	35.3	35.8
Opponent Rebounding Avg.	31.7	29.0
Rebounding Margin	+3.6	+6.8
Turnovers Avg.	14.1	14.0
Opponent Turnover Avg.	13.6	13.8
Assists Avg.	10.4	14.5
Blocks Avg.	5.6	5.0
Steals Avg.	7.1	6.0

WEEKLY MEDIA AVAILABILITY (NOV. 27-DEC. 3)

SUNDAY Nov. 27	MONDAY Nov. 28	TUESDAY Nov. 29	WEDNESDAY Nov. 30	THURSDAY Dec. 1	FRIDAY Dec. 2	SATURDAY Dec. 3
No Availability	No Availability	No Availability	Availability Horn: 2:30 Players: 5:20 CLA	vs. Providence L, 76-67	No Availability	Availability Horn/Players 4:30 p.m. Practice Facility

* All practices are closed * please contact SID Emily Feeney for all media requests

A SOUTH CAROLINA WIN WOULD ...

- Be the second-straight in the Clemson series
- Be South Carolina's first in Clemson since the 2003 campaign

50.0% - Smith leads the Gamecocks with a stellar 50.0% shooting from 3-point range, hitting 14-of-28 attempts in seven games this season. The Mullins, S.C., native is just two points shy of matching his total points from last season. He is second on the team with 9.4 points per game thus far in 2011-12.

28.2 - South Carolina averages 28.2 points in the paint per game this season. The Gamecocks tallied 36 points in the paint vs. Providence, second only to their 46 points in the paint vs. Western Carolina in the season opener.

20 - South Carolina collected a season high 20 offensive rebounds vs. Providence. It is the most offensive boards in a game by Carolina since also collecting 20 vs. Tennessee on March 3. Sophomore forward RJ Slawson leads the Gamecocks with 2.3 offensive boards per game this season. As a team the Gamecocks rank fourth in the SEC with 14.3 offensive rebounds per contest.

CLEMSON SERIES

South Carolina holds an 87-74 upperhand in the all-time series with Clemson, however, the Tigers hold a 44-31 advantage in games played in Clemson. The Gamecocks earned a 64-60 victory over the Tigers in Columbia last season, breaking a six-game Clemson winning streak in the series. Below is the series breakdown and last 10 meetings between the two schools:

CLEMSON (87-74)

H: 53-27; A: 31-44; N: 3-3

D. 8, 2001	A	81-59	W	
F. 12, 2003	H	76-59	W	
D. 6, 2003	A	76-61	W	
D. 4, 2004	H	62-63 (OT)		L
D. 3, 2005	A	63-82		L
D. 2, 2006	H	53-74		L
D. 1, 2007	A	74-85		L
D. 30, 2008	H	87-98		L
D. 6, 2009	A	61-72		L
D. 5, 2010	H	64-60	W	

SCOUTING THE TIGERS

Clemson enters Sunday's contest with a 4-2 overall record, having most recently earned a 71-55 road win at lowa in the ACC/Big Ten Challenge on Tuesday night ... Clemson has shot at least 50.0% from the field in three contests this season, including most recently vs. the Hawkeyes with a 51.9% from the field ... Senior guard Andre Young paces the team with 15.2 points per game, while senior G/F Tanner Smith collects a team best 7.7 boards per game ... Smith also paces the team with 4.8 assists per game.

TREND SETTING

Gamecock trends under Darrin Horn ...

- South Carolina is 20-9 when collecting at least 10 steals in a contest.
 - South Carolina collected 11 steals in its season-opening win over Western Carolina. The Gamecocks used solid half-court defense to collect seven steals over MVSU on Nov. 22.
- The Gamecocks are 21-13 when blocking at least seven shots in a game.
 - The Gamecocks average 5.6 blocks per game this season; Carolina blocked a season high seven shots vs. Tennessee State, Mississippi Valley State, UNC and Providence.
- South Carolina is 39-14 when holding its opponents under 45% shooting from the field.
 - South Carolina has held its opponents under 45% shooting from the field in four of seven contests thus far in 2011-12.
- Carolina is 29-10 when out-rebounding its opponent.
 - The Gamecocks have out-rebounded five of seven opponents this season, including a 43-35 mark vs. UNC. Only Southern Cal collected more rebounds than the Gamecocks, winning the battle of the boards by a 28-18 margin.

SEASON NOTABLES

- Behind freshman forward Anthony Gill's 14-point performance, the Gamecocks earned a 69-59 victory over D-II powerhouse Kentucky Wesleyan in the lone exhibition of the season on Nov. 3. Senior forward Malik Cooke chipped in 11 points and sophomore forward RJ Slawson added 10, while collecting a team-best nine rebounds.
- South Carolina earned a 75-50 victory over Western Carolina in the season opener on Nov. 11. Freshman forward Anthony Gill paced Carolina with 14 points, while sophomore guard Brenton Williams impressed, scoring 13 points on 5-of-8 shooting from the floor, while collecting five steals.
- **36** - South Carolina first-year players (Gill, Leonard, Williams, Geathers) accounted for 36 points vs. Western Carolina on Nov. 11. Gill paced the group with 14 points.
- Carolina's 12 3-point field goal attempts versus Western Carolina rank as the second-fewest in the Darrin Horn era. The Gamecocks have attempted just 12 on six occasions, with the previous time in a 74-61 win over Delaware State on Dec. 1, 2010. Under Horn, the fewest attempts by Carolina in a game is 10, which has happened three times.
- South Carolina sophomore guard Eric Smith tallied a career high 18 points in just 18 minutes vs. Tennessee State on Nov. 20. The Mullins, S.C., native hit 6-of-10 from the floor, including a stellar 5-of-7 from 3-point range. Smith's previous career high was nine points.

► ASSOCIATED PRESS TOP 25

Nov. 28, 2011

Rk.	Team	Record	Pts.
1	Kentucky (46)	6-0	1,599
2	Ohio State (17)	6-0	1,564
3	Duke (2)	7-0	1,465
4	Syracuse	6-0	1,439
5	North Carolina	5-1	1,337
6	Louisville	5-0	1,259
7	Baylor	5-0	1,183
8	Connecticut	6-1	1,055
9	Wisconsin	6-0	1,045
10	Florida	4-1	1,040
11	Xavier	4-0	982
12	Alabama	7-0	912
13	Missouri	6-0	746
14	Michigan	5-1	681
15	Kansas	3-2	676
16	Marquette	5-0	637
17	Pittsburgh	5-1	537
18	UNLV	7-0	535
19	Gonzaga	4-0	525
20	Vanderbilt	5-1	482
21	Mississippi State	7-1	277
22	Memphis	2-2	269
23	Saint Louis	6-0	149
24	California	5-1	121
25	Texas A&M	4-1	115

Others receiving votes: Creighton 104, Harvard 101, Michigan State 84, San Diego State 66, Georgetown 46, Florida State 24, Arizona 15, Illinois 13, Washington 12, Cleveland State 11, Purdue 6, Marshall 5, Stanford 3, Villanova 2, Virginia Tech 1, Northwestern 1, Cincinnati 1

Dropped from rankings: Florida State 22, Arizona 23

► ESPN/USA TODAY TOP 25

Nov. 28, 2011

Rk.	Team	Record	Pts.
1	Kentucky (22)	6-0	765
2	Ohio State (8)	6-0	748
3	Syracuse (1)	6-0	701
4	Duke	7-0	691
5	North Carolina	5-1	628
6	Louisville	5-0	620
7	Wisconsin	6-0	530
8	Baylor	5-0	509
9	Florida	4-1	493
10	Connecticut	6-1	456
11	Xavier	4-0	447
12	Alabama	7-0	443
13	Missouri	6-0	356
14	Kansas	3-2	342
15	Michigan	5-1	310
16	Marquette	5-0	309
17	Pittsburgh	5-1	287
18	Gonzaga	4-0	248
19	Vanderbilt	5-1	200
20	UNLV	7-0	186
21	Memphis	2-2	145
22	Creighton	5-0	104
23	California	5-1	98
24	Mississippi State	7-1	86
25	Saint Louis	6-0	78

Others receiving votes: Texas A&M 63, Harvard 61, Arizona 27, Florida State 25, Purdue 25, Northwestern 23, San Diego State 20, Cleveland State 12, Georgetown 8, Michigan State 8, Illinois 7, Indiana 3, Marshall 3, George Mason 3, Washington 3, Texas 2, Stanford 1, Cincinnati 1

Dropped from rankings: Florida State 20, Arizona 23, Texas A&M 24



SOUTHEASTERN CONFERENCE STANDINGS

Team	Conference	Overall
Kentucky	0-0	7-0
Auburn	0-0	4-0
Alabama	0-0	7-1
Mississippi State	0-0	7-1
Ole Miss	0-0	6-1
Arkansas	0-0	5-1
Florida	0-0	5-1
Vanderbilt	0-0	5-2
Georgia	0-0	4-3
LSU	0-0	4-3
Tennessee	0-0	3-3
South Carolina	0-0	2-5

COACHES TELECONFERENCE

The weekly SEC men's basketball coaches teleconference is scheduled for every Monday Jan. 4 - March 5.

The 12 Southeastern Conference men's head basketball coaches will be featured from 10:00 - 11:17 a.m. (CT).

Media representatives wishing to participate in the teleconference should contact the SEC Media Relations Department for further details. Each coach will appear on the teleconference for seven minutes, according to the following schedule:

Order of Appearance (All Times Central)

10:00 a.m. Kevin Stallings, Vanderbilt

10:07 a.m. Billy Donovan, Florida

10:14 a.m. Darrin Horn, South Carolina

10:21 a.m. Mark Fox, Georgia

10:28 a.m. Trent Johnson, LSU

10:35 a.m. John Calipari, Kentucky

10:42 a.m. Cuonzo Martin, Tennessee

10:49 a.m. Mike Anderson, Arkansas

10:56 a.m. Anthony Grant, Alabama

11:03 a.m. Tony Barbee, Auburn

11:10 a.m. Andy Kennedy, Ole Miss

11:17 a.m. Rick Stansbury, Miss. State

In addition, the SEC men's basketball teams who make it to postseason will be on a teleconference on Monday, March 15 beginning at 10:00 a.m. CT.

All SEC basketball teleconferences can be listened to on the internet at www.secsports.com starting at 1:00 p.m. CT.

SOUTH CAROLINA BENCH PRODUCTION

GAME	SC-OPP	DIFF.	SC HIGH BENCH SCORER
Western Car.	38-16	+22	Williams (13)
at Elon	15-16	-1	Smith (6)
Tenn. State	29-22	7	Smith (18)
Miss. Val. St.	7-11	-4	Slawson (4)
vs. UNC	19-30	-11	Slawson (14)
vs. SoCal	25-4	+21	Richardson (12)
Providence	23-10	+13	Slawson (8)
at Clemson			
Presbyterian			
Ohio State			
SE Louisiana			
Wofford			
USC Upstate			
SC State			
at UK			
Vandy			
Florida			
at Auburn			
Alabama			
at Ole Miss			
at Florida			
UK			
at Tennessee			
at Arkansas			
Georgia			
LSU			
at Vandy			
Tennessee			
Miss. State			
at Georgia			

SPECIALTY STATS

(PP) points in paint; (OT) points off turnovers; (2nd) second chance points; (FB) fast break points

(South Carolina-Opponent)

GAME	PP	OT	2ND	FB
Western Car.	46-18	22-15	20-9	19-10
at Elon	26-10	8-2	10-7	6-0
Tenn. State	24-14	15-14	9-11	11-6
Miss. Val. St.	22-18	17-15	14-3	13-8
vs. UNC	20-44	8-28	16-16	0-16
vs. SoCal	24-26	12-18	9-17	2-4
Providence	36-34	14-19	21-11	4-16
at Clemson				
Presbyterian				
Ohio State				
SE Louisiana				
Wofford				
USC Upstate				
SC State				
at UK				
Vandy				
Florida				
at Auburn				
Alabama				
at Ole Miss				
at Florida				
UK				
at Tennessee				
at Arkansas				
Georgia				
LSU				
at Vandy				
Tennessee				
Miss. State				
at Georgia				
SC Total	198	96	99	55
SC Average	28.2	13.7	14.4	7.8
Opp Total	160	111	74	60
Opp Average	23.4	15.9	10.6	8.6

UNIVERSITY INFORMATION

Location	Columbia, S.C.
Founded	1801
Enrollment	29,957
Nickname	Gamecocks
Colors	Garnet (PMS 202) and Black
National Affiliation	NCAA Division I
Conference	Southeastern (SEC)
Athletics Web Address	www.GamecocksOnline.com
University Web Address	www.sc.edu
President	Dr. Harris Pastides
NCAA Representative	Dr. Zach Kelehear
Athletics Director	Eric Hyman
Basketball Administrator/Executive Associate AD	Kevin O'Connell

BASKETBALL STAFF/INFORMATION

Head Coach	Darrin Horn
Alma Mater	Western Kentucky, '95
Record At South Carolina/Seasons	52-47 (.525), 21-27 SEC/4th season
Overall Record/Seasons	163-95 (.631)/9th season
Assistant Coaches	Neill Berry (Southeastern Louisiana, '03) Michael Boynton Jr. (South Carolina, '04) Cypheus Bunton (Western Kentucky, '95)
Director of Basketball Operations	Justin Phelps (Kent State, '06)
Strength & Conditioning Coach	Irele Oderinde (Western Kentucky, '03)
Athletic Trainer	Mark Rodger (Buffalo, '01)
Home Arena	Colonial Life Arena
Capacity	18,000
Arena General Manager	TBA
Press Row Phone Number	803-777-6182

BASKETBALL HISTORY

First Year of Basketball	1908
All-Time Record	1,289-1,133-1 (.532)
Overall Postseason Record	25-18
NCAA Tournament Appearances	1971, 1972, 1973, 1974, 1989, 1997, 1998, 2004
NCAA Tournament Record	4-9
Last NCAA Tournament Appearance	2004, L vs. Memphis, 59-43
NIT Appearances	1969, 1975, 1978, 1983, 1991, 1996, 2001, 2002, 2005, 2006, 2009
NIT Record	21-9
Last NIT Appearance	2009, L vs. Davidson, 70-63
Conference Championships	1970 ACC, 1997 SEC, 2009 SEC East Co-Champs
Conference Tournament Titles	1934 SoCon, 1971 ACC

TEAM INFORMATION

2010-11 Record	14-16
Southeastern Conference Record/Finish	5-11/6th SEC East
Postseason	NA
Letterwinners Returning/Lost	7/4
Starters Returning/Lost	4/1
Newcomers	3
Roster Breakdown	1 senior, 1 junior, 6 sophomores, 3 freshmen
Returning Scoring	1,285 of 2,027 (63.3%)
Returning Field Goals	468 of 741 (63.1%)
Returning Rebounding	720 of 1,144 (69.0%)
Returning Assists	259 of 327 (79.2%)
Returning Minutes	4,128 of 6,100 (67.6%)

MEDIA RELATIONS

Asst. Media Relations Director/Men's Basketball Contact	Emily Feeney
Feeney's email	efeeney@mailbox.sc.edu
Feeney's office phone	803-777-7743
Website	GamecocksOnline.com

2011-12 SOUTH CAROLINA ROSTER

No.	Name	Pos.	Ht.	Wt.	Cl.	Exp.	Hometown (High/Last School)
1	Brenton Williams	G	5-11	172	SO	JC	Kissimmee, Fla. (Osceola High School)
2	Brian Richardson	G	6-4	171	SO	1VL	Wilson, N.C. (Greenfield School)
5	Eric Smith	G	5-11	210	SO	1VL	Mullins, S.C. (Christ School)
12	Shane Phillips*	G	5-10	170	JR	HS	Wheeling, W. Va. (Wheeling Central)
13	Anthony Gill	F	6-8	235	FR	HS	Charlotte, N.C. (Charlotte Christian School)
15	Malik Cooke	F	6-6	215	RS SR	3VL	Charlotte, N.C. (Christ School)
23	Bruce Ellington	G	5-9	197	SO	1VL	Moncks Corner, S.C. (Berkeley)
24	Damontre Harris	F	6-9	226	SO	1VL	Fayetteville, N.C. (Trinity Christian)
30	Lakeem Jackson	SF	6-5	238	JR	2VL	Charlotte, N.C. (Christ School)
32	Damien Leonard	G	6-4	192	FR	HS	Greenville, S.C. (J.L. Mann)
33	RJ Slawson	F	6-8	207	SO	1VL	Charleston, S.C. (Fort Dorchester)
35	Alex Irwin*	F	6-4	170	JR	HS	Richmond, Va. (Woodberry Forest)
45	Carlton Geathers	F	6-10	250	RS FR	HS	Georgetown, S.C. (Carvers Bay)

* denotes walk-on

Head Coach: Darrin Horn | **Assistant Coaches:** Neill Berry, Mike Boynton Jr., Cypheus Bunton |
Director of Basketball Operations: Justin Phelps | **Strength & Conditioning Coach:** Irele Oderinde |
Athletic Trainer: Mark Rodger

■ Senior forward Malik Cooke paced the Gamecocks with 18 points against Mississippi Valley State on Nov. 22, including a stellar 10-of-12 mark from the free throw line. Both his free throws made and attempted were career highs for the Charlotte, N.C., native.

■ South Carolina rallied from an 11-point deficit with 6:36 to go against MVSU, out-scoring the Delta Devils 22-7 over the final minutes for the win. The Gamecocks converted on six MVSU turnovers for 12 points down the stretch, using solid half-court pressure to force the giveaways.

■ South Carolina concluded play in the Continental Tire Las Vegas Invitational with a 63-60 loss to Southern California last Saturday. Sophomore forward Damontre Harris led the Gamecocks with a career high 15 points in the contest.

■ Sophomore forward RJ Slawson had a career night against top-ranked North Carolina on Nov. 25, posting career highs with 13 points, 14 rebounds and four blocks. It was the most rebounds in a game for South Carolina since Sam Muldrow collected 14 vs. Vanderbilt on Jan. 8, 2011.

■ Three Gamecocks registered season highs competing in Las Vegas. Slawson's career high 13 points vs. UNC, sophomore guard Brian Richardson's season high 12 points vs. Southern Cal, and sophomore forward Damontre Harris' career high 15 points against the Trojans.

LAST SEASON VS. CLEMSON

Led by then-freshman point guard Bruce Ellington's 14 points, including a crucial 3 with under a minute remaining, the Gamecocks broke a six-game Clemson winning streak with a 64-60 victory over the Tigers in Columbia on Dec. 5, 2010. Clemson won the rebounding battle, but the Gamecocks blocked six shots, including five by Sam Muldrow, and collected 10 steals in the contest.

HEAD COACH DARRIN HORN

Darrin Horn is in his fourth season in Columbia with a career record of 163-95, including a 52-47 mark at South Carolina. Darrin Horn-led teams are 78-48 all-time in league play. Horn led Carolina to a 10-6 record in SEC action during his first year in Columbia, a 6-10 mark in his second and one of the youngest teams in the nation to a 5-11 mark in 2011. Horn led Carolina to one of the most celebrated seasons of its 19-year participation in the SEC during the 2009 campaign, as the squad captured the 2009 SEC Eastern Division Co-Championship and won double-digit league games for the first time since the 1998 campaign. His 2010 squad earned upset wins over No. 1 Kentucky and No. 13/19 Vanderbilt.

INJURY UPDATE

South Carolina sophomore guard Brenton Williams suffered a left knee sprain early in the first half vs. Tennessee State last Sunday. Williams will miss 2-4 weeks from the time of the injury.

NON-CONFERENCE SCHEDULE

Contests against at least five teams that competed in the 2011 NCAA Tournament highlight the 2011-12 South Carolina men's basketball non-conference schedule. South Carolina will host 11 non-conference contests at Colonial Life Arena, including one exhibition, the first two rounds of the Las Vegas Invitational, Providence in the Big East/SEC Challenge and Big Ten powerhouse Ohio State. The Gamecocks will face at least six teams that compiled 18 or more wins last season, including North Carolina, Southern California or UNLV, Clemson, Ohio State and Wofford, which all advanced to the NCAA Tournament. South Carolina is slated to face five BCS schools during the coming non-conference portion of the schedule.

GARNET AND BLACK WELCOME THREE NEWCOMERS

South Carolina signed freshmen Anthony Gill (Fr. - F - 6-8 - 235 - Charlotte, N.C. - Charlotte Christian School) and Damien Leonard (Fr. - G - 6-4 - 192 - Greenville, S.C. - J.L. Mann) and junior college transfer Brenton Williams (So. - G - 5-11 - 172 - Kissimmee, Fla. - Osceola/Santa Fe College) to join the squad for the 2011-12 season.

HORN VS. RANKED OPPONENTS

■ Following South Carolina's loss to top-ranked North Carolina on Nov. 25, 2011, South Carolina head coach Darrin Horn holds a 7-18 overall record in his career against ranked opponents. Horn is 6-14 in games against ranked opponents at the helm of the Gamecock program. His victory over Drake and loss to UCLA both came during Western Kentucky's Sweet 16 run in the NCAA Tournament during the 2007-08 season.

<i>Opponent</i>	<i>Date</i>	<i>Result</i>
No. 1 Florida	Nov. 24, 2006	L, 68-101
No. 14 Gonzaga	Nov. 22, 2007	L, 71-74
No. 11 Tennessee	Dec. 15, 2007	L, 82-88
No. 14 Drake	March 21, 2008	W, 101-99
No. 3 UCLA	March 27, 2008	L, 78-88
No. 20 Clemson	Dec. 30, 2008	L, 87-98
No. 19 Baylor	Jan. 2, 2009	W, 85-84
No. 24 Tennessee	Jan. 17, 2009	L, 79-82
No. 24 Florida	Jan. 21, 2009	W, 70-69
No. 24 Kentucky	Jan. 31, 2009	W, 78-77
No. 18 Clemson	Dec. 6, 2009	L, 72-61
No. 22 Ole Miss	Jan. 20, 2010	L, 57-66
No. 1 Kentucky	Jan. 26, 2010	W, 68-62
No. 14 Tennessee	Feb. 6, 2010	L, 53-79
No. 20/18 Tennessee	Feb. 20, 2010	L, 55-63
No. 2 Kentucky	Feb. 25, 2010	L, 61-82
No. 13/19 Vanderbilt	March 6, 2010	W, 77-73
No. 2/2 Michigan State	Nov. 16, 2010	L, 73-82
No. 2/2 Ohio State	Dec. 18, 2010	L, 57-79
No. 22/24 Vanderbilt	Jan. 8, 2011	W, 83-75 (OT)
No. 12/12 Kentucky	Jan. 22, 2011	L, 58-67
No. 23/24 Vanderbilt	Feb. 5, 2011	L, 60-78
No. 17/19 Florida	Feb. 9, 2011	L, 60-79
No. 22/22 Kentucky	Feb. 19, 2011	L, 59-90
No. 1/1 North Carolina	Nov. 25, 2011	L, 62-87
Totals		7-18

2012 SEC TOURNAMENT

The 2012 SEC Tournament returns to New Orleans, La., next spring, marking the third time the city has hosted the event. It will be the first time the tournament will be held at the New Orleans Arena. The SEC Basketball Tournament semifinals and championship game will be televised nationally on ABC, while the first two rounds of the event will be televised on the SEC Network.

SEC DIVISIONAL PLAY

Starting with the 2011-12 season, this year marks the first time there will not be an East/West Division champion since the conference split into two divisions in 1992. The regular season standings will be listed from one through 12. This season the schedule will still reflect the divisions of years past, as South Carolina will still play the five schools who were also in the East - Florida, Georgia, Kentucky, Tennessee and Vanderbilt - twice, while playing the former West schools - Alabama, Arkansas, Auburn, LSU, Ole Miss and Mississippi State - once during the regular season.

HAUGHTON SIGNS WITH GAMECOCKS

South Carolina head men's basketball coach Darrin Horn announced on Nov. 9 the signing of Tyrone Haughton to a National Letter of Intent to attend South Carolina and join the men's basketball squad beginning with the 2012-13 season. Below is his bio information:

Tyrone Haughton - 6-10 - 195 - Miami, Fla. - Dr. Michael M. Krop High School

Solid under the basket, physical presence defensively ... Excellent shot blocker and rebounder ... Rated the No. 24 center according to ESPN.com ... Averaged 11 points, 12 rebounds and six blocks per game as a junior for coach Shakey Rodriguez at Dr. Krop High School, a Florida high school basketball powerhouse ... Shot 62 percent from the field as a junior ... Named an All-Miami City honoree following 2010-11 campaign ... Chose South Carolina over UCONN, Alabama and Virginia Tech among others.

TV/RADIO SPOT CHART




#1 BRENTON WILLIAMS
So. - G - 5-11 - 172
Kissimmee, Fla.
Santa Fe College



#2 BRIAN RICHARDSON
So. - G - 6-4 - 171
Wilson, N.C.
Greenfield School




#5 ERIC SMITH
So. - G - 5-11 - 210
Mullins, S.C.
Christ School



#13 ANTHONY GILL
Fr. - F - 6-8 - 235
Charlotte, N.C.
Charlotte Christian



#15 MALIK COOKE
R-Sr. - F - 6-6 - 215
Charlotte, N.C.
Nevada




#23 BRUCE ELLINGTON
So. - G - 5-9 - 197
Moncks Corner, S.C.
Berkeley



#24 DAMONTRE HARRIS
So. - F - 6-9 - 226
Fayetteville, N.C.
Trinity Christian




#30 LAKEEM JACKSON
Jr. - F - 6-5 - 238
Charlotte, N.C.
Christ School



#32 DAMIEN LEONARD
Fr. - G - 6-4 - 192
Greenville, S.C.
J.L. Mann



#33 RJ SLAWSON
So. - F - 6-8 - 207
Charleston, S.C.
Fort Dorchester



#45 CARLTON GEATHERS
R-Fr. - F - 6-10 - 250
Georgetown, S.C.
Carvers Bay



DARRIN HORN
Head Coach



NEILL BERRY
Assistant Coach



MIKE BOYNTON JR.
Assistant Coach



CYPHEUS BUNTON
Assistant Coach



JUSTIN PHELPS
Director of Operations

► GAMECOCKS RECORD WHEN ...

At home	2-2
On the road	0-1
At neutral sites	0-2
In overtime	0-0
vs. Top 25 team	0-1
vs. Top 10 team	0-1
Leading at half	2-0
Trailing at half	0-5
Tied at half	0-0
Shooting 50% or better	1-1
Shooting between 39-49%	1-2
Shooting less than 39%	0-2
Opp. shooting 50% or better	0-1
Opp. shooting between 40-49%	1-4
Opp. shooting less than 39%	1-0
Shooting better than opp.	1-1
Shooting worse than/equal to opp.	1-5
Starters out-score opp. starters	2-0
Opp. starters score/equal more	0-5
Bench out-scores opp. bench	1-3
Opp. bench scores/equals more	1-2
Having more FTs than opp.	2-0
Having equal/less FTs than opp.	0-5
Have more TOs than opp.	0-3
Having equal/less TOs than opp.	2-2
Having more rebounds than opp.	2-4
Having equal/less rebounds than opp.	0-1
Making 6 or more 3FGs	1-4
Having 15 or more assists	0-0
Having less than 15 assists	2-5
Score more points in paint than opp.	2-3
Scoring equal/less points in paint than opp.	0-3
Scoring more points off TOs than opp.	2-2
Scoring equal/less points off TOs than opp.	0-4
Scoring more 2nd-chance points than opp.	2-2
Scoring equal/less 2nd-chance points than opp.	0-3
Scoring more fast break points than opp.	2-2
Scoring equal/less fast break points than opp.	0-3
Wearing white uniforms	2-3
Wearing Garnet uniforms	0-1
Wearing Black uniforms	0-1
Playing on live TV	2-5
Playing in November	2-4
Playing in December	0-1
Playing in January	0-0
Playing in February	0-0
Playing in March	0-0
Playing a day-game	0-1
Playing a night-game	2-4
Playing on Sunday	0-1
Playing on a Monday	0-0
Playing on a Tuesday	1-1
Playing on a Wednesday	0-0
Playing on a Thursday	0-1
Playing on a Friday	1-1
Playing on a Saturday	0-1
Scoring margin is 5 points or less	1-3
Margin is between 6-10	0-1
Margin is between 11-20	0-0
Margin is more than 20	1-1
Scoring 59 points or less	0-1
Scoring 60-69 points	1-4
Scoring 70-79 points	1-0
Scoring 80-89 points	0-0
Scoring 90-99 points	0-0
Scoring 100+ points	0-0

MISCELLANEOUS

Current streak	L3
Home court streak	L1
Away streak	L1
Neutral court streak	L2

2011-12 SUPERLATIVES

Scoring Leaders	'11-12	Career
Anthony Gill	2	2
Malik Cooke	3	9*
Eric Smith	1	1
RJ Slawson	1	1
Damontre Harris	1	1

Rebounding Leaders	'11-12	Career
Lakeem Jackson	1	16
Damontre Harris	3	4
Anthony Gill	2	2
RJ Slawson	1	2

Assists Leaders	'11-12	Career
Lakeem Jackson	3	20
Eric Smith	1	5
Damien Leonard	1	1
Anthony Gill	1	1
Malik Cooke	3	3*

Blocks Leaders	'11-12	Career
Damontre Harris	3	9
Anthony Gill	1	1
Malik Cooke	1	5*
Carlton Geathers	2	2
RJ Slawson	1	2

Steals Leaders	'11-12	Career
Brenton Williams	1	1
Damontre Harris	1	5
Lakeem Jackson	1	13
Damien Leonard	2	2
Malik Cooke	4	17*
Anthony Gill	1	1

Double-Figure Scoring	'11-12	Career
Anthony Gill	2	2
Malik Cooke	5	20*
Brenton Williams	1	1
Lakeem Jackson	1	18
Eric Smith	2	2
Damien Leonard	2	2
RJ Slawson	1	2
Damontre Harris	1	2

20+ points	'11-12	Career
Malik Cooke	1	2*

30+ points	'11-12	Career
-		

Double-Figure Rebounding	'11-12	Career
Lakeem Jackson	1	6
Damontre Harris	1	2
RJ Slawson	1	1

5+ assists	'11-12	Career
Lakeem Jackson	1	6

3+ steals	'11-12	Career
Brenton Williams	1	1
Lakeem Jackson	1	6
Malik Cooke	2	7*

2+ blocks	'11-12	Career
Damontre Harris	3	10
Malik Cooke	4	5*
Carlton Geathers	2	2
RJ Slawson	1	1

Double-Doubles	'11-12	Career
RJ Slawson	1	1

Clutch Free Throws (under 5 min/OT)

Anthony Gill	2-4	.500
RJ Slawson	2-4	.500
Malik Cooke	6-8	.750
Damien Leonard	2-2	1.000
Damontre Harris	1-1	1.000

* indicates at South Carolina

Miscellaneous

Largest Halftime Lead	
SC	10, vs. Western Carolina
Opp	14, Tennessee State
Smallest Halftime Lead	
SC	4, vs. Mississippi Valley State
Opp	4, Southern California
Fewest Points In First Half	
SC	19, vs. Tennessee State
Opp	25, Western Carolina
Most Points In First Half	
SC	35, vs. Western Carolina
Opp	45, North Carolina
Most Points In Second Half	
SC	44, vs. Tennessee State
Opp	42, North Carolina and Providence
Fewest Points In Second Half	
SC	30, at Elon, vs. North Carolina
Opp	24, Elon
Largest Margin of Victory	
SC	25, vs. Western Carolina
Opp	25, North Carolina
Smallest Margin of Victory	
SC	4, vs. Mississippi Valley State
Opp	1, Tennessee State

2011-12 GAME BY GAME COMPARISON

	Date	Result	FG-A	Pct	3FG-A	Pct	FT-A	Pct	O-D-Total	PF	Pts	A	TO	Blk	Stl	Min	Half
Western Carolina			17-47	.362	6-18	.333	10-16	.625	13-16-29	17	50	10	19	4	8	200	25
South Carolina	Nov. 11	W, 75-50	30-59	.508	5-12	.417	10-17	.588	18-19-37	14	75	14	12	5	11	200	35
Elon			16-40	.400	6-16	.375	20-28	.714	8-30-38	18	58	9	14	3	1	200	34
South Carolina	Nov. 15	L, 58-53	20-64	.313	3-27	.111	10-17	.588	18-22-40	24	53	6	7	2	9	200	23
Tennessee State			21-47	.447	10-22	.455	12-21	.571	6-22-28	23	64	15	13	1	9	200	33
South Carolina	Nov. 20	L, 64-63	22-55	.400	7-26	.269	12-20	.600	12-21-33	21	63	13	16	7	5	200	19
Miss Valley State			20-49	.408	7-17	.412	10-16	.625	7-23-30	24	57	12	14	5	8	200	26
South Carolina	Nov. 22	W, 61-57	19-48	.396	6-18	.333	17-25	.680	12-24-36	17	61	9	13	7	7	200	30
North Carolina			31-67	.463	8-16	.500	17-30	.567	15-20-35	15	87	22	10	3	11	200	45
South Carolina	Nov. 25	L, 87-62	23-55	.418	9-23	.391	7-12	.583	14-29-43	25	62	12	25	7	5	200	30
Southern California			24-48	.500	7-11	.636	8-12	.667	14-14-28	13	63	7	10	1	6	200	30
South Carolina	Nov. 26	L, 63-60	22-42	.524	8-17	.471	8-8	1.000	6-12-18	16	60	10	13	4	4	200	26
Providence			24-50	.480	6-11	.545	22-27	.815	7-27-34	10	76	16	15	10	4	200	34
South Carolina	Dec. 1	L, 76-67	26-72	.361	6-30	.200	9-10	.900	20-20-40	19	67	9	13	7	9	200	27

2011-12 RESULTS: OVERALL, 2-5; HOME, 2-2; AWAY, 0-1; NEUTRAL, 0-2; SEC, 0-0

Date	Opponent	W/L	Score	Record	Points	Rebounds	Assists	Steals	Attendance
Nov. 11	Western Carolina	W	75-50	1-0	Gill (14)	Jackson (10)	Jackson (10)	Williams (5)	9,330 (paid)
Nov. 15	at Elon	L	58-53	1-1	Gill/Cooke (9)	Harris (10)	Leonard/Smith (2)	Harris/Jackson/Leonard (2)	1,589
Nov. 20	Tennessee State	L	64-63	1-2	Smith (18)	Harris (7)	Gill/Jackson (3)	Cooke/Leonard (2)	9,045 (paid)
Nov. 22	Miss Valley State	W	61-57	2-2	Cooke (18)	Gill (8)	Cooke (3)	Cooke (3)	6,723 (paid)
Nov. 25	vs. #1 North Carolina	L	87-62	2-3	Leonard (15)	Slawson (14)	Cooke (4)	Cooke (2)	5,567
Nov. 26	vs. Southern California	L	63-60	2-4	Harris (15)	Harris (6)	Jackson (4)	Gill (2)	1,798
Dec. 1	Providence	L	76-67	2-5	Cooke (21)	Slawson (8)	Cooke (3)	Cooke (4)	7,476 (paid)

2011-12 STARTING LINEUPS

Guard	Guard	Forward	Forward	Forward	2011-12	Games
Jackson	Leonard	Gill	Harris	Cooke	1-2	3
Smith	Leonard	Gill	Harris	Cooke	1-3	4



DARRIN HORN FILE

Born December 24, 1972, in Glasgow, Ky.
High School Bates Creek, Lexington, Ky., 1991
College Western Kentucky University, 1995
College Athletics Four-year letterman, All-Sun Belt Conference, Academic All-America
Wife Carla (Walker)
Children Caroline and Walker

COACHING EXPERIENCE

- Western Kentucky, assistant coach, 1995-97
- Morehead State, assistant coach, 1997-99
- Marquette, assistant coach, 1999-03
- Western Kentucky, head coach, 2003-08
- **South Carolina, head coach, 2008-present**

HEAD COACHING CAREER

WESTERN KENTUCKY (2003-2008)

2003-04	15-13	SBC Tournament 2nd Round
2004-05	22-9	NIT 2nd Round
2005-06	23-8	NIT 1st Round
2006-07	22-11	SBC Tournament 1st Round
2007-08	29-7	NCAA Tournament Sweet 16
5 years	111-48 (.698)	

SOUTH CAROLINA (2008-PRESENT)

2008-09	21-10	NIT 1st Round
2009-10	15-16	-
2010-11	14-16	-
2011-12	2-5	
4 years	52-47 (.525)	
Career Total	163-95 (.631)	

2008-09 (SOUTH CAROLINA)

Record: 21-10
Home: 16-3; Away: 5-6; Neutral: 0-1
SEC: 1-1st East
Record: 10-6 (Home: 7-1; Away: 3-5)



11/14	Jacksonville State	W, 89-76
11/16	Winthrop	W, 86-63
11/22	USC Upstate	W, 75-53
11/25	Gardner-Webb	W, 85-70
11/28	at C.of Charleston	L, 80-82 (ot)
12/2	at Princeton	W, 84-58
12/5	Furman	W, 72-48
12/16	NC Central	W, 90-43
12/20	The Citadel	W, 80-66
12/23	Presbyterian	W, 75-56
12/30	Clemson	L, 87-98
1/2	at Baylor	W, 85-84
1/5	Wofford	W, 78-61
1/10	Auburn*	W, 68-56
1/14	at LSU*	L, 68-85
1/17	at Tennessee*	L, 79-82
1/21	Florida*	W, 70-69
1/24	Mississippi*	W, 82-71
1/28	Vanderbilt*	W, 86-76
1/31	at Kentucky*	W, 78-77
2/3	at Florida*	L, 93-97
2/7	Georgia*	W, 79-68
2/14	at Alabama*	W, 75-73
2/18	at Mississippi State*	L, 70-75
2/21	Arkansas*	W, 82-78 (ot)
2/25	Kentucky*	W, 77-59
2/28	at Vanderbilt*	L, 83-96
3/5	Tennessee*	L, 70-86
3/7	at Georgia*	W, 68-51
3/13	(1) vs. Mississippi State	L, 68-82
3/17	(2) Davidson	L, 63-70

* SEC Conference game
 (1) SEC Tournament, Tampa, Fla. - (2) NIT, Columbia, S.C.

2009-10 (SOUTH CAROLINA)

Record: 15-16
Home: 11-5; Away: 2-9; Neutral: 2-2
SEC: 5th East
Record: 6-10 (Home: 4-4; Away: 2-6)



11/13	Alabama A&M	W, 88-50
11/16	Georgia Southern	W, 90-66
11/19	(1) vs. La Salle	W, 78-68
11/20	(1) vs. USF	W, 69-66
11/22	(1) vs. Miami (Fla.)	L, 70-85
11/27	Jacksonville	W, 97-93
12/2	Western Kentucky	W, 74-56
12/6	at Clemson	L, 61-72
12/16	Richmond	W, 76-58
12/19	at Wofford	L, 61-68
12/21	Furman	W, 81-57
12/30	at Boston College	L, 76-85
1/2	Baylor	L, 74-85
1/5	Longwood	W, 88-58
1/9	at Auburn*	W, 80-71
1/13	LSU*	W, 67-58
1/16	Vanderbilt*	L, 79-89
1/20	at Ole Miss*	L, 57-66
1/23	at Florida*	L, 56-58
1/26	Kentucky*	W, 68-62
1/30	Georgia*	W, 78-77
2/6	at Tennessee*	L, 53-79
2/10	Florida*	W, 77-71
2/13	at Georgia*	L, 61-66
2/17	at Arkansas*	L, 79-92
2/20	Tennessee*	L, 55-63
2/25	at Kentucky*	L, 61-82

2/27	Mississippi State*	L, 63-76
3/3	Alabama*	L, 70-79
3/6	at Vanderbilt*	W, 77-73
3/11	(2) Alabama	L, 63-68

* SEC Conference game
 (1) Charleston Classic, Charleston, S.C. -
 (2) SEC Tournament, Nashville, Tenn.

2010-11 (SOUTH CAROLINA)

Record: 14-16
Home: 11-6; Away: 3-5; Neutral: 0-1
SEC: 6th East
Record: 5-11 (Home: 3-5; Away: 2-6)



11/12	Elon	W, 94-79
11/16	at Michigan State	L, 73-82
11/19	Radford	W, 85-56
11/23	USC Upstate	W, 57-41
11/27	at WKU	W, 87-85
12/1	Delaware State	W, 74-61
12/5	Clemson	W, 64-60
12/11	Wofford	W, 64-53
12/18	at Ohio State	L, 57-79
12/22	at Furman	L, 75-91
12/29	Jacksonville State	W, 56-49
1/1	Boston College	L, 70-85
1/4	SC State	W, 91-56
1/8	Vanderbilt*	W, 83-75
1/12	at Alabama*	L, 47-57
1/15	at Florida*	W, 72-69
1/19	Arkansas*	W, 81-74
1/22	Kentucky*	L, 58-67
1/29	Auburn*	L, 64-79
2/2	at LSU*	W, 64-56
2/5	at Vanderbilt*	L, 60-78
2/9	Florida*	L, 60-79
2/12	Georgia*	L, 56-60
2/16	at Tennessee*	L, 67-73
2/19	at Kentucky*	L, 59-90
2/22	Ole Miss*	W, 79-73
2/26	at Georgia*	L, 48-64
3/3	Tennessee*	L, 69-73
3/5	at Mississippi State*	L, 58-60
3/10	(1) vs. Ole Miss	L, 55-66

* SEC Conference game
 (1) SEC Tournament, Atlanta, Ga.

2011-12 (SOUTH CAROLINA)

Record: 2-5
Home: 2-2; Away: 0-1; Neutral: 0-2
SEC: -
Record: -



11/11	Western Carolina	W, 75-50
11/15	at Elon	L, 53-58
11/20	Tennessee State	L, 63-64
11/22	Miss Valley State	W, 61-57
11/25	vs. North Carolina	L, 62-87
11/26	vs. Southern California	L, 60-63
12/1	Providence	L, 67-76

SOUTH CAROLINA SUPERLATIVES UNDER HORN

Most Field Goals Made

- 36, at Florida, Feb. 3, 2009
- 35, vs. Elon, Nov. 12, 2010
- 35, vs. Jacksonville, Nov. 27, 2009
- 34, at Vanderbilt, Feb. 28, 2009
- 34, at Baylor, Jan. 2, 2009
- 34, vs. Jacksonville State, Nov. 14, 2008

Most Field Goals Attempted

- 83, at WKU, Nov. 27, 2010
- 83, vs. Baylor, Jan. 2, 2010
- 81, at Vanderbilt, Feb. 28, 2009
- 76, vs. Miami (Fla.), Nov. 22, 2009
- 76, vs. Mississippi State, March 13, 2009
- 76, at Kentucky, Jan. 31, 2009

Highest Field Goal Percent

- 58.1% (32-55), vs. Presbyterian, Dec. 23, 2008
- 57.3% (35-61), vs. Jacksonville, Nov. 27, 2009
- 54.2% (32-59), at Princeton, Dec. 2, 2008
- 53.9% (34-63), at Baylor, Jan. 2, 2009
- 53.2% (33-62), vs. SC State, Jan. 4, 2011

Most 3-Point Field Goals Made

- 12, at Furman, Dec. 22, 2010
- 11, vs. Radford, Nov. 19, 2010
- 11, at Michigan State, Nov. 16, 2010
- 11, at Arkansas, Feb. 17, 2010
- 11, vs. LSU, Jan. 13, 2010
- 11, at Auburn, Jan. 9, 2010
- 11, vs. Miami (Fla.), Nov. 22, 2009
- 11, at Florida, Feb. 3, 2009

Most 3-Point Field Goals Attempted

- 35, at Vanderbilt, Feb. 28, 2009
- 34, vs. Miami (Fla.), Nov. 22, 2009
- 33, vs. Auburn, Jan. 29, 2011
- 32, at Tennessee, Feb. 16, 2011
- 32, at Georgia, Feb. 13, 2010
- 32, vs. LSU, Jan. 13, 2010

Highest 3-Point Field Goal Percentage (min. 10 attempts)

- 66.7% (8-12), at College of Charleston, Nov. 28, 2008
- 57.1% (8-14), at Baylor, Jan. 2, 2009
- 56.3% (9-16), vs. Elon, Nov. 12, 2010
- 56.3% (9-16), at Georgia, March 7, 2009
- 52.9% (9-17), vs. Georgia, Jan. 30, 2010

Most Free Throws Made

- 32, vs. Vanderbilt, Jan. 28, 2009
- 28, vs. Georgia Southern, Nov. 16, 2009
- 28, vs. The Citadel, Dec. 20, 2008
- 23, vs. Alabama A&M, Nov. 13, 2009
- 23, vs. Furman, Dec. 5, 2008

Most Free Throws Attempted

- 49, vs. Vanderbilt, Jan. 28, 2009
- 44, vs. Georgia Southern, Nov. 16, 2009
- 34, vs. Furman, Dec. 5, 2008
- 33, vs. The Citadel, Dec. 20, 2008
- 32, vs. Alabama A&M, Nov. 13, 2009

Highest Free Throw Percentage (min. 10 attempts)

- 92.3% (12-13), vs. Tennessee, March 3, 2011
- 90.9% (20-22), vs. Ole Miss, Feb. 22, 2011
- 84.8% (28-33), vs. The Citadel, Dec. 20, 2008
- 82.4% (14-17), at LSU, Feb. 2, 2011
- 80.0% (12-15), vs. Richmond, Dec. 16, 2009

Most Offensive Rebounds

- 23, vs. Winthrop, Nov. 16, 2008
- 22, vs. Baylor, Jan. 2, 2010
- 21, vs. USC Upstate, Nov. 23, 2010
- 21, vs. Radford, Nov. 19, 2010
- 21, at Michigan State, Nov. 16, 2010
- 21, vs. Richmond, Dec. 16, 2009

Most Defensive Rebounds

- 36, at WKU, Nov. 27, 2010
- 34, vs. USC Upstate, Nov. 23, 2010
- 33, vs. Gardner-Webb, Nov. 25, 2008
- 31, vs. Georgia Southern, Nov. 16, 2009
- 31, at Georgia, March 7, 2009

Most Total Rebounds

- 55, vs. USC Upstate, Nov. 23, 2010
- 53, at WKU, Nov. 27, 2010
- 52, vs. Gardner-Webb, Nov. 25, 2008
- 51, vs. Radford, Nov. 19, 2010
- 48, vs. Vanderbilt, Jan. 8, 2011
- 48, vs. Winthrop, Nov. 16, 2008

Most Personal Fouls

- 30, at Arkansas, Feb. 17, 2010
- 30, at Florida, Feb. 3, 2009
- 27, vs. Davidson, March 17, 2009
- 26, vs. Auburn, Jan. 29, 2011
- 26, at Vanderbilt, Feb. 28, 2009
- 26, at LSU, Jan. 14, 2009

Most Points

- 97, vs. Jacksonville, Nov. 27, 2009
- 94, vs. Elon, Nov. 12, 2010
- 93, at Florida, Feb. 3, 2009
- 91, vs. SC State, Jan. 4, 2011
- 90, vs. Georgia Southern, Nov. 16, 2009
- 90, vs. NC Central, Dec. 16, 2008

Fewest Points

- 47, at Alabama, Jan. 12, 2011
- 48, at Georgia, Feb. 26, 2011
- 53, at Elon, Nov. 15, 2011
- 53, at Tennessee, Feb. 6, 2010
- 55, vs. Tennessee, Feb. 20, 2010
- 55, vs. Ole Miss, March 10, 2011

Most Assists

- 23, vs. Elon, Nov. 12, 2010
- 20, vs. NC Central, Dec. 16, 2008
- 18, vs. Georgia Southern, Nov. 16, 2009
- 17, vs. SC State, Jan. 4, 2011
- 17, vs. Georgia, Feb. 7, 2009
- 17, vs. Jacksonville State, Nov. 14, 2008

Fewest Turnovers

- 5, vs. Mississippi State, March 13, 2009
- 6, vs. Florida, Feb. 10, 2010
- 6, vs. Baylor, Jan. 2, 2010
- 6, vs. Wofford, Jan. 5, 2009
- 7, vs. Tennessee State, Nov. 20, 2011
- 7, at Elon, Nov. 15, 2011
- 7, vs. Florida, Feb. 23, 2010
- 7, at Georgia, Feb. 13, 2010
- 7, vs. Boston College, Jan. 1, 2010

Most Blocks

- 16, vs. Kentucky, Feb. 25, 2009
- 15, vs. SC State, Jan. 4, 2011
- 12, vs. Vanderbilt, Jan. 8, 2011
- 12, vs. Georgia Southern, Nov. 16, 2009
- 11, vs. Auburn, Jan. 29, 2011
- 11, vs. Richmond, Dec. 16, 2009

Most Steals

- 18, at Princeton, Dec. 2, 2008
- 16, vs. Furman, Dec. 21, 2009
- 15, vs. Vanderbilt, Jan. 16, 2008
- 15, vs. NC Central, Dec. 16, 2008
- 14, vs. Baylor, Jan. 2, 2010
- 14, at Clemson, Dec. 6, 2009
- 14, vs. USC Upstate, Nov. 22, 2008

Most Points At Halftime

- 52, vs. Alabama, A&M, Nov. 13, 2009
- 49, vs. Radford, Nov. 19, 2010
- 49, vs. Jacksonville, Nov. 27, 2009
- 47, vs. Longwood, Jan. 5, 2010
- 47, vs. USC Upstate, Nov. 22, 2008
- 47, vs. Jacksonville State, Nov. 14, 2008

Most Points By Opponent

- 98, Clemson, Dec. 30, 2008
- 97, Florida, Feb. 3, 2009
- 96, Vanderbilt, Feb. 28, 2009
- 93, Jacksonville, Nov. 27, 2009
- 92, Arkansas, Feb. 17, 2010

Fewest Points By Opponent

- 41, USC Upstate, Nov. 23, 2010
- 43, NC Central, Dec. 16, 2008
- 48, Furman, Dec. 5, 2008
- 49, Jacksonville State, Dec. 29, 2010
- 50, Western Carolina, Nov. 11, 2011
- 50, Alabama A&M, Nov. 13, 2009

Most Field Goals Made By Opponent

- 36, Clemson, Dec. 30, 2008
- 35, Tennessee, March 5, 2009
- 33, Boston College, Jan. 1, 2011
- 33, Vanderbilt, Jan. 16, 2010
- 32, WKU, Nov. 27, 2010
- 32, Kentucky, Feb. 25, 2010

Fewest Field Goals Made By Opponent

- 15, USC Upstate, Nov. 23, 2010
- 16, at Elon, Nov. 15, 2011
- 16, Furman, Dec. 5, 2008
- 17, Western Carolina, Nov. 11, 2011
- 17, Wofford, Dec. 11, 2010
- 17, NC Central, Dec. 16, 2008
- 18, LSU, Feb. 2, 2011
- 18, Furman, Dec. 21, 2009
- 18, Georgia, March 7, 2009

Most Rebounds By Opponent

- 57, Miami (Fla.), Nov. 22, 2009
- 52, WKU, Nov. 27, 2010
- 52, Baylor, Jan. 2, 2010
- 50, Mississippi State, March 13, 2009
- 49, Alabama, March 3, 2010
- 49, Georgia, March 7, 2009

Fewest Rebounds By Opponent

- 27, Tennessee, March 3, 2011
- 28, Southern California, Nov. 26, 2011
- 28, Tennessee State, Nov. 20, 2011
- 28, Vanderbilt, March 6, 2010
- 28, Presbyterian, Dec. 23, 2008
- 28, Furman, Dec. 5, 2008
- 29, Western Carolina, Nov. 11, 2011
- 29, Wofford, Dec. 11, 2010
- 29, Wofford, Jan. 5, 2009

GAME 7 - SOUTH CAROLINA 67, PROVIDENCE 76

COLUMBIA, S.C. - DEC. 1, 2011

COLUMBIA, S.C. - Despite a late rally, South Carolina (2-5) could not overcome a 14-point deficit and suffered a 76-67 defeat to Providence (6-2) at Colonial Life Arena on Thursday night as a part of the Big East/SEC Challenge. Senior forward Malik Cooke led the Gamecock offense, shooting 8-of-12 from the field and scoring a season-high 21 points. Sophomore guard Eric Smith also added 16 points.

Sophomore forward R.J. Slawson's eight rebounds paced South Carolina in holding a 40-34 advantage in the rebounding category, and freshman forward Carlton Geathers tied a career-high with three blocks on the night.

The Friars found themselves with a 15-8 lead as the game crossed the 11:00 mark in the first half, but a 3-point basket from Cooke from the top of the key and a tough layup brought the Gamecocks to within two at the halfway point of the first half. Providence would maintain the lead though near the end of the half and went into the break leading the game 34-27.

Carolina would fight back in the second half with a 7-0 run started by a Lakeem Jackson dunk with 11:50 left to play. Cooke would follow with two free throws and sophomore guard Brian Richardson capped off the run with a three-point play to make the game 51-47 Friars with 8:58 left to go.

Providence answered with a pair of free throws by Gerard Coleman and staved off the Gamecock rally to open their lead back up to 10 with five and a half minutes left.

South Carolina staged a late comeback as Cooke hit his third 3 of the night and sophomore Bruce Ellington finished off an acrobatic layup with 3:34 remaining. Cooke would hit another jumper to cut the Friar lead to seven, but Providence would answer with solid free throw shooting to close out the game.

Official Basketball Box Score -- Game Totals -- Final Statistics

Providence College vs South Carolina

12/1/11 7 p.m. at Columbia, S.C. (Colonial Life Arena)

Providence College 76 • 6-2

#	Player	Total			3-Ptr			Rebounds			PF	TP	A	TO	Blk	Stl	Min
		FG	FGA	FT	FTA	Off	Def	Tot									
23	HENTON, LaDontae	f	6-9	3-3	3-3	3	5	8	1	18	2	2	0	0	0	40-	
34	GIPLAYE, Ron	f	0-2	0-0	1-2	0	3	3	3	1	0	0	2	0	13		
01	COLEMAN, Gerard	g	4-9	0-1	10-13	0	4	4	0	18	4	3	0	1	40		
11	COTTON, Bryce	g	3-8	2-4	5-5	2	4	6	2	13	4	3	0	1	39		
32	COUNCIL, Vincent	g	7-14	1-3	1-2	0	0	0	2	16	6	5	1	2	39		
13	KOFANE, Brice		0-1	0-0	0-0	0	2	2	1	0	0	0	0	0	5		
21	GOLDSBROUGH, Lee		0-0	0-0	0-0	0	0	0	0	0	0	0	0	0	2		
42	DIXON, Bilal		4-7	0-0	2-2	2	5	7	1	10	0	2	7	0	22		
Team						0	4	4									
Totals			24-50	6-11	22-27	7	27	34	10	76	16	15	10	4	200		

FG % 1st Half: 13-28 46.4% 2nd half: 11-22 50.0% Game: 24-50 48.0% Deadball Rebounds 2
 3FG % 1st Half: 3-5 60.0% 2nd half: 3-6 50.0% Game: 6-11 54.5%
 FT % 1st Half: 5-7 71.4% 2nd half: 17-20 85.0% Game: 22-27 81.5%

South Carolina 67 • 2-5

#	Player	Total			3-Ptr			Rebounds			PF	TP	A	TO	Blk	Stl	Min
		FG	FGA	FT	FTA	Off	Def	Tot									
13	GILL, Anthony	f	3-6	0-0	1-1	2	1	3	0	7	2	1	0	0	17		
15	COOKE, Malik	f	8-12	3-5	2-2	2	1	3	2	21	3	4	2	4	33		
24	HARRIS, Damontre	f	0-1	0-0	0-0	1	1	2	1	0	0	0	1	0	15		
05	SMITH, Eric	g	6-13	3-8	1-2	1	2	3	2	16	1	0	0	2	28		
32	LEONARD, Damien	g	0-5	0-5	0-0	0	2	2	1	0	0	1	0	0	9		
02	RICHARDSON, Brian		2-12	0-6	1-1	2	2	4	3	5	0	0	0	0	17		
23	ELLINGTON, Bruce		3-11	0-4	0-0	1	1	2	3	6	1	2	0	0	27		
30	JACKSON, Lakeem		2-4	0-1	0-0	5	1	6	2	4	1	2	0	1	24		
33	SLAWSON, RJ		2-8	0-1	4-4	4	4	8	4	8	1	2	1	2	22		
45	GEATHERS, Carlton		0-0	0-0	0-0	0	3	3	1	0	0	1	3	0	8		
Team						2	2	4									
Totals			26-72	6-30	9-10	20	20	40	19	67	9	13	7	9	200		

FG % 1st Half: 12-39 30.8% 2nd half: 14-33 42.4% Game: 26-72 36.1% Deadball Rebounds 1
 3FG % 1st Half: 2-14 14.3% 2nd half: 4-16 25.0% Game: 6-30 20.0%
 FT % 1st Half: 1-2 50.0% 2nd half: 8-8 100.0% Game: 9-10 90.0%

Officials: Doug Sirmons, Karl Hess, Mike Roberts
 Technical fouls: Providence College-None. South Carolina-None.
 Attendance: 7476
 Big East/SEC Challenge

Score by periods	1st	2nd	Total
Providence College	34	42	76
South Carolina	27	40	67

	In	Off	2nd	Fast	Bench
Points	Paint	T/O	Chance	Break	Bench
PC	34	19	11	16	10
SC	36	14	21	4	23

Last FG - PC 2nd-01:36, SC 2nd-00:35.
 Largest lead - PC by 14 2nd-04:04, SC by 2 1st-19:09.

Score tied - 1 time.
 Lead changed - 1 time.



#15 - MALIK COOKE

R-SENIOR - FORWARD

6'5 - 215 - 3 LETTERS

CHARLOTTE, N.C. - CHRIST SCHOOL/NEVADA

COOKE'S CAREER HIGHS

- POINTS**
22, vs. Tennessee (Feb. 16, 2011)
- FIELD GOALS**
8, twice, last vs. Providence (Dec. 1, 2011)
- FIELD GOAL ATTEMPTS**
15, at Michigan State (Nov. 16, 2010)
- 3-POINT FIELD GOALS**
3, 3 times, last vs. Providence (Dec. 1, 2011)
- 3-POINT FIELD GOAL ATTEMPTS**
7, at Michigan State (Nov. 16, 2010)
- FREE THROWS**
10, vs. Miss. Valley State (Nov. 22, 2011)
- FREE THROW ATTEMPTS**
12, vs. Miss. Valley State (Nov. 22, 2011)
- REBOUNDS**
13, vs. Vanderbilt (Jan. 8, 2011)
- ASSISTS**
5, twice, last vs. Sonoma State (12/9/08)
- BLOCKS**
3, vs. Tenn. State (Nov. 20, 2011)
- STEALS**
6, twice, last vs. Utah State (3/14/09)
- MINUTES PLAYED**
36, twice, last vs. Tenn. State (Nov. 20, 2011)

COOKE'S SEASON HIGHS

- POINTS**
21, vs. Providence (Dec. 1, 2011)
- FIELD GOALS**
8, vs. Providence (Dec. 1, 2011)
- FIELD GOAL ATTEMPTS**
12, twice, last vs. Providence (Dec. 1, 2011)
- 3-POINT FIELD GOALS**
3, vs. Providence (Dec. 1, 2011)
- 3-POINT FIELD GOAL ATTEMPTS**
6, vs. Tenn. State (Nov. 20, 2011)
- FREE THROWS**
10, vs. Miss. Valley State (Nov. 22, 2011)
- FREE THROW ATTEMPTS**
12, vs. Miss. Valley State (Nov. 22, 2011)
- REBOUNDS**
7, vs. Western Carolina (Nov. 11, 2011)
- ASSISTS**
4, vs. North Carolina (Nov. 25, 2011)
- BLOCKS**
3, vs. Tenn. State (Nov. 20, 2011)
- STEALS**
4, vs. Providence (Dec. 1, 2011)
- MINUTES PLAYED**
36, vs. Tenn. State (Nov. 20, 2011)

2011-12																						
Opponent	Date	GS	Min	FG-FGA	Pct	3FG-FGA	Pct	FT-FTA	Pct	Off	Def	Tot	Avg	PF	FO	A	TO	Blk	Stl	Pts	Avg	
Western Carolina	Nov. 11	*	23	3-8	.375	0-0	.000	4-6	.667	5	2	7	7.0	0	0	1	3	0	0	10	10.0	
at Elon	Nov. 15	*	26	3-10	.333	1-3	.333	2-2	.750	2	3	5	6.0	5	0	1	0	0	0	9	9.5	
Tenn State	Nov. 20	*	36	4-12	.333	1-6	.222	1-2	.700	1	5	6	6.0	4	0	2	4	3	2	10	9.7	
Miss Valley State	Nov. 22	*	32	4-8	.368	0-3	.167	10-12	.773	1	3	4	5.5	1	0	3	1	2	3	18	11.8	
UNC	Nov. 25	*	29	4-9	.383	2-2	.286	2-4	.731	2	3	5	5.4	3	0	4	3	2	2	12	11.8	
So. California	Nov. 26	*	30	4-5	.426	1-2	.313	1-1	.741	0	2	2	4.8	2	0	0	3	0	1	10	11.5	
Providence	Dec. 1	*	33	8-12	.469	3-5	.381	2-2	.759	2	1	3	4.6	2	0	3	4	2	4	21	12.9	
at Clemson	Dec. 4																					
Presbyterian	Dec. 13																					
Ohio State	Dec. 17																					
SE Louisiana	Dec. 21																					
Wofford	Dec. 28																					
USC Upstate	Dec. 31																					
SC State	Jan. 3																					
at Kentucky	Jan. 7																					
Vanderbilt	Jan. 10																					
Florida	Jan. 14																					
at Auburn	Jan. 21																					
Alabama	Jan. 25																					
at Ole Miss	Jan. 28																					
at Florida	Feb. 2																					
Kentucky	Feb. 4																					
at Tennessee	Feb. 8																					
at Arkansas	Feb. 11																					
Georgia	Feb. 15																					
LSU	Feb. 18																					
at Vanderbilt	Feb. 22																					
Tennessee	Feb. 25																					
Mississippi State	Feb. 29																					
at Georgia	March 3																					

SEASON NOTES

Played a team-high 23 minutes in season opener vs. Western Carolina (Nov. 11), scoring 10 points ... Matched teammate Anthony Gill for a team high nine points in loss at Elon (Nov. 15) ... Posted 10 points, six rebounds, two assists, a career high three blocks and two steals vs. Tennessee State (Nov. 20) ... Also matched career high with 36 minutes vs. the Tigers ... Posted a season high 18 points in win against Mississippi Valley State (Nov. 22) ... Also had career highs with 10 free throws made and 12 attempted against the Delta Devils ... Tallied 12 points and team highs with four assists and two steals vs. #1 North Carolina (Nov. 25) ... Posted 10 points, two rebounds and one steal vs. Southern Cal (Nov. 26) ... Led Gamecocks in scoring with 21 points vs. Providence (Dec. 1), also posted team highs with three assists and four steals vs. the Friars ...


CAREER STATISTICS

Season	GP-GS	Min	Avg	FG	FGA	Pct	3FG	3FGA	Pct	FT	FTA	Pct	Off	Def	Tot	Avg	PF	FO	Ast	TO	Blk	Stl	Pts	Avg
2007-08*	33-1	377	11.4	26	54	.481	2	12	.167	25	38	.658	32	64	96	2.9	39	0	17	24	13	12	79	2.4
2008-09*	34-34	934	27.5	116	218	.532	13	29	.448	83	114	.728	95	117	212	6.2	82	1	29	46	20	62	328	9.6
2010-11	30-17	773	25.8	99	221	.448	14	47	.298	71	89	.798	87	104	191	6.4	86	4	21	48	16	44	283	9.4
2011-12	7-7	209	29.9	30	64	.469	8	21	.381	22	29	.759	13	19	32	4.6	17	1	14	18	9	12	90	12.8
Total	104-59	2293	22.0	271	557	.486	37	109	.339	201	270	.744	227	304	531	5.1	224	6	81	136	58	130	780	7.5

* at Nevada

CAREER SEC STATISTICS

Season	GP-GS	Min	Avg	FG	FGA	Pct	3FG	3FGA	Pct	FT	FTA	Pct	Off	Def	Tot	Avg	PF	FO	Ast	TO	Blk	Stl	Pts	Avg
2011	16-0	260	16.3	15	49	.306	6	24	.250	13	17	.765	6	7	13	0.8	18	0	23	15	0	4	49	3.1



#23 - BRUCE ELLINGTON

SOPHOMORE - GUARD
5'9 - 197 - 1 LETTER
MONCK'S CORNER, S.C. - BERKELEY

ELLINGTON'S CAREER HIGHS

POINTS
31, at Furman (Dec. 22, 2010)

FIELD GOALS
11, at Furman (Dec. 22, 2010)

FIELD GOAL ATTEMPTS
23, at Furman (Dec. 22, 2010)

3-POINT FIELD GOALS
6, twice, last vs. Vanderbilt (Jan. 8, 2011)

3-POINT FIELD GOAL ATTEMPTS
13, twice, last vs. Tennessee (Feb. 16, 2011)

FREE THROWS
7, vs. Arkansas (Jan. 19, 2011)

FREE THROW ATTEMPTS
11, vs. Arkansas (Jan. 19, 2011)

REBOUNDS
8, vs. WKU (Nov. 27, 2010)

ASSISTS
8, vs. WKU (Nov. 27, 2010)

BLOCKS
-

STEALS
4, at Michigan State (Nov. 16, 2010)

MINUTES PLAYED
46, vs. WKU (Nov. 27, 2010)

ELLINGTON'S SEASON HIGHS

POINTS
6, vs. Providence (Dec. 1, 2011)

FIELD GOALS
3, vs. Providence (Dec. 1, 2011)

FIELD GOAL ATTEMPTS
11, vs. Providence (Dec. 1, 2011)

3-POINT FIELD GOALS
-

3-POINT FIELD GOAL ATTEMPTS
4, vs. Providence (Dec. 1, 2011)

FREE THROWS
-

FREE THROW ATTEMPTS
-

REBOUNDS
2, vs. Providence (Dec. 1, 2011)

ASSISTS
1, vs. Providence (Dec. 1, 2011)

BLOCKS
-

STEALS
-

MINUTES PLAYED
27, vs. Providence (Dec. 1, 2011)

2011-12

Opponent	Date	GS	Min	FG	FGA	Pct	3FG	3FGA	Pct	FT	FTA	Pct	Off	Def	Tot	Avg	PF	FO	A	TO	Blk	Stl	Pts	Avg
Western Carolina	Nov. 11	-	-	-	-	-	-	-	-	DNP - Football	-	-	-	-	-	-	-	-	-	-	-	-	-	-
at Elon	Nov. 15	-	-	-	-	-	-	-	-	DNP - Football	-	-	-	-	-	-	-	-	-	-	-	-	-	-
Tenn State	Nov. 20	-	-	-	-	-	-	-	-	DNP - Football	-	-	-	-	-	-	-	-	-	-	-	-	-	-
Miss Valley State	Nov. 22	-	-	-	-	-	-	-	-	DNP - Football	-	-	-	-	-	-	-	-	-	-	-	-	-	-
UNC	Nov. 25	-	-	-	-	-	-	-	-	DNP - Football	-	-	-	-	-	-	-	-	-	-	-	-	-	-
So. California	Nov. 26	-	-	-	-	-	-	-	-	DNP - Football	-	-	-	-	-	-	-	-	-	-	-	-	-	-
Providence	Dec. 1	27	3-11	.273	0-4	.000	0-0	.000	1	1	1	1	2	2.0	3	0	1	2	0	0	6	6.0		
at Clemson	Dec. 4	-	-	-	-	-	-	-	-	-	-	-	-	-	-	-	-	-	-	-	-	-	-	-
Presbyterian	Dec. 13	-	-	-	-	-	-	-	-	-	-	-	-	-	-	-	-	-	-	-	-	-	-	-
Ohio State	Dec. 17	-	-	-	-	-	-	-	-	-	-	-	-	-	-	-	-	-	-	-	-	-	-	-
SE Louisiana	Dec. 21	-	-	-	-	-	-	-	-	-	-	-	-	-	-	-	-	-	-	-	-	-	-	-
Wofford	Dec. 28	-	-	-	-	-	-	-	-	-	-	-	-	-	-	-	-	-	-	-	-	-	-	-
USC Upstate	Dec. 31	-	-	-	-	-	-	-	-	-	-	-	-	-	-	-	-	-	-	-	-	-	-	-
SC State	Jan. 3	-	-	-	-	-	-	-	-	-	-	-	-	-	-	-	-	-	-	-	-	-	-	-
at Kentucky	Jan. 7	-	-	-	-	-	-	-	-	-	-	-	-	-	-	-	-	-	-	-	-	-	-	-
Vanderbilt	Jan. 10	-	-	-	-	-	-	-	-	-	-	-	-	-	-	-	-	-	-	-	-	-	-	-
Florida	Jan. 14	-	-	-	-	-	-	-	-	-	-	-	-	-	-	-	-	-	-	-	-	-	-	-
at Auburn	Jan. 21	-	-	-	-	-	-	-	-	-	-	-	-	-	-	-	-	-	-	-	-	-	-	-
Alabama	Jan. 25	-	-	-	-	-	-	-	-	-	-	-	-	-	-	-	-	-	-	-	-	-	-	-
at Ole Miss	Jan. 28	-	-	-	-	-	-	-	-	-	-	-	-	-	-	-	-	-	-	-	-	-	-	-
at Florida	Feb. 2	-	-	-	-	-	-	-	-	-	-	-	-	-	-	-	-	-	-	-	-	-	-	-
Kentucky	Feb. 4	-	-	-	-	-	-	-	-	-	-	-	-	-	-	-	-	-	-	-	-	-	-	-
at Tennessee	Feb. 8	-	-	-	-	-	-	-	-	-	-	-	-	-	-	-	-	-	-	-	-	-	-	-
at Arkansas	Feb. 11	-	-	-	-	-	-	-	-	-	-	-	-	-	-	-	-	-	-	-	-	-	-	-
Georgia	Feb. 15	-	-	-	-	-	-	-	-	-	-	-	-	-	-	-	-	-	-	-	-	-	-	-
LSU	Feb. 18	-	-	-	-	-	-	-	-	-	-	-	-	-	-	-	-	-	-	-	-	-	-	-
at Vanderbilt	Feb. 22	-	-	-	-	-	-	-	-	-	-	-	-	-	-	-	-	-	-	-	-	-	-	-
Tennessee	Feb. 25	-	-	-	-	-	-	-	-	-	-	-	-	-	-	-	-	-	-	-	-	-	-	-
Mississippi State	Feb. 29	-	-	-	-	-	-	-	-	-	-	-	-	-	-	-	-	-	-	-	-	-	-	-
at Georgia	March 3	-	-	-	-	-	-	-	-	-	-	-	-	-	-	-	-	-	-	-	-	-	-	-

SEASON NOTES

Returned to South Carolina basketball team on Monday, Nov. 28, after competing with the Gamecock football team, where he posted two touchdowns on the year ... In first game of the season vs. Providence (Dec. 1), tallied six points and one assist in 27 minutes off the bench ...

CAREER STATISTICS

Season	GP-GS	Min	Avg	FG	FGA	Pct	3FG	3FGA	Pct	FT	FTA	Pct	Off	Def	Tot	Avg	PF	FO	Ast	TO	Blk	Stl	Pts	Avg
2010-11	30-30	928	30.9	138	423	.326	61	198	.308	47	74	.635	25	75	100	3.3	75	0	97	87	0	31	384	12.8
2011-12	1-0	27	27.0	3	11	.273	0	4	.000	0	0	.000	1	1	2	2.0	3	0	1	2	0	0	6	6.0
Totals	31-30	955	30.8	141	434	.324	61	202	.301	47	74	.635	26	76	102	3.3	78	0	98	89	0	31	390	12.6

CAREER SEC STATISTICS

Season	GP-GS	Min	Avg	FG	FGA	Pct	3FG	3FGA	Pct	FT	FTA	Pct	Off	Def	Tot	Avg	PF	FO	Ast	TO	Blk	Stl	Pts	Avg
2011	16-16	500	31.3	69	237	.291	31	122	.254	23	35	.657	18	32	50	31	41	0	42	43	0	14	192	12.0



#33 - RJ SLAWSON

SOPHOMORE - FORWARD

6'8 - 207 - 1 LETTER

CHARLESTON, S.C. - FORT DORCHESTER

SLAWSON'S CAREER HIGHS

- POINTS**
13, vs. North Carolina (Nov. 25, 2011)
- FIELD GOALS**
6, vs. North Carolina (Nov. 25, 2011)
- FIELD GOAL ATTEMPTS**
10, vs. North Carolina (Nov. 25, 2011)
- 3-POINT FIELD GOALS**
2, twice, last vs. Southern Cal (Nov. 26, 2011)
- 3-POINT FIELD GOAL ATTEMPTS**
3, twice, last vs. Southern Cal (Nov. 26, 2011)
- FREE THROWS**
4, 3 times, last vs. Providence (Dec. 1, 2011)
- FREE THROW ATTEMPTS**
6, vs. Tenn. State (Nov. 20, 2011)
- REBOUNDS**
14, vs. North Carolina (Nov. 25, 2011)
- ASSISTS**
2, 3 times, last vs. Southern Cal (Nov. 26, 2011)
- BLOCKS**
4, vs. North Carolina (Nov. 25, 2011)
- STEALS**
2, vs. Providence (Dec. 1, 2011)
- MINUTES PLAYED**
31, vs. North Carolina (Nov. 25, 2011)

SLAWSON'S SEASON HIGHS

- POINTS**
13, vs. North Carolina (Nov. 25, 2011)
- FIELD GOALS**
6, vs. North Carolina (Nov. 25, 2011)
- FIELD GOAL ATTEMPTS**
10, vs. North Carolina (Nov. 25, 2011)
- 3-POINT FIELD GOALS**
2, vs. Southern Cal (Nov. 26, 2011)
- 3-POINT FIELD GOAL ATTEMPTS**
3, vs. Southern Cal (Nov. 26, 2011)
- FREE THROWS**
4, twice, last vs. Providence (Dec. 1, 2011)
- FREE THROW ATTEMPTS**
6, vs. Tenn. State (Nov. 20, 2011)
- REBOUNDS**
14, vs. North Carolina (Nov. 25, 2011)
- ASSISTS**
2, twice, last vs. Southern Cal (Nov. 26, 2011)
- BLOCKS**
4, vs. North Carolina (Nov. 25, 2011)
- STEALS**
2, vs. Providence (Dec. 1, 2011)
- MINUTES PLAYED**
31, vs. North Carolina (Nov. 25, 2011)

2011-12

Opponent	Date	GS	Min	FG-FGA	Pct	3FG-FGA	Pct	FT-FTA	Pct	Off	Def	Tot	Avg	PF	FO	A	TO	Blk	Stl	Pts	Avg
Western Carolina	Nov. 11	21	3-4	.750	0-0	.000	1-2	.500	3	0	3	3.0	3	0	1	0	0	1	7	7.0	
at Elon	Nov. 15	11	1-5	.444	0-2	.000	0-0	.500	1	2	3	3.0	2	0	0	0	0	1	2	4.5	
Tenn State	Nov. 20	28	2-7	.438	0-2	.000	4-6	.625	3	3	6	4.0	3	0	0	2	1	1	1	10	6.3
Miss Valley State	Nov. 22	16	2-6	.409	0-0	.000	0-2	.500	1	2	3	3.8	4	0	2	0	1	1	4	5.8	
UNC	Nov. 25	31	6-10	.600	1-1	.000	1-2	.500	4	10	14	5.8	4	0	0	4	4	1	13	7.2	
So. California	Nov. 26	29	3-6	.474	2-3	.250	1-1	.538	0	3	3	5.3	1	0	2	1	1	0	9	7.5	
Providence	Dec. 1	22	2-8	.435	0-1	.222	4-4	.647	4	4	8	5.7	4	0	1	2	1	2	8	7.6	
at Clemson	Dec. 4																				
Presbyterian	Dec. 13																				
Ohio State	Dec. 17																				
SE Louisiana	Dec. 21																				
Wofford	Dec. 28																				
USC Upstate	Dec. 31																				
SC State	Jan. 3																				
at Kentucky	Jan. 7																				
Vanderbilt	Jan. 10																				
Florida	Jan. 14																				
at Auburn	Jan. 21																				
Alabama	Jan. 25																				
at Ole Miss	Jan. 28																				
at Florida	Feb. 2																				
Kentucky	Feb. 4																				
at Tennessee	Feb. 8																				
at Arkansas	Feb. 11																				
Georgia	Feb. 15																				
LSU	Feb. 18																				
at Vanderbilt	Feb. 22																				
Tennessee	Feb. 25																				
Mississippi State	Feb. 29																				
at Georgia	March 3																				

SEASON NOTES

Was 3-of-4 from the floor with seven points in season opener vs. Western Carolina (Nov. 11) ... Tallied two points vs. Elon (Nov. 15) ... Posted or matched several career highs with 10 points, including a 4-of-6 effort from the charity stripe, while playing a career high 28 minutes vs. Tennessee State (Nov. 20) ... Tied his career highs with two assists, one block and one steal vs. Mississippi Valley State (Nov. 22) ... Posted a career night vs. #1 North Carolina (Nov. 25), posting career highs with 13 points, 14 rebounds and four blocks ... Named to the Las Vegas Invitational All-Tournament team after finishing tournament play with nine points vs. Southern Cal (Nov. 26) ... Collected a team best eight rebounds vs. Providence ...

CAREER STATISTICS

Season	GP-GS	Min	Avg	FG	FGA	Pct	3FG	3FGA	Pct	FT	FTA	Pct	Off	Def	Tot	Avg	PF	FO	Ast	TO	Blk	Stl	Pts	Avg
2010-11	28-0	252	9.0	24	58	.414	6	19	.316	9	11	.818	22	37	59	2.1	40	1	4	14	5	7	63	2.3
2011-12	7-0	158	22.6	20	46	.435	2	9	.222	11	17	.647	16	24	40	5.7	21	0	6	9	8	7	53	7.6
Totals	35-0	410	11.7	44	104	.423	8	28	.285	20	28	.714	38	61	99	2.8	61	1	10	23	13	14	116	3.3

CAREER SEC STATISTICS

Season	GP-GS	Min	Avg	FG	FGA	Pct	3FG	3FGA	Pct	FT	FTA	Pct	Off	Def	Tot	Avg	PF	FO	Ast	TO	Blk	Stl	Pts	Avg
2011	15-0	153	10.2	11	32	.344	4	11	.364	4	4	1.000	11	20	31	2.1	27	1	0	4	2	4	30	2.0



#5 - ERIC SMITH

SOPHOMORE - GUARD
5'11 - 210 - 1 LETTER
MULLINS, S.C. - CHRIST SCHOOL

SMITH'S CAREER HIGHS

- POINTS**
18, vs. Tenn. State (Nov. 20, 2011)
- FIELD GOALS**
6, twice, last vs. Providence (Dec. 1, 2011)
- FIELD GOAL ATTEMPTS**
13, vs. Providence (Dec. 1, 2011)
- 3-POINT FIELD GOALS**
5, vs. Tenn. State (Nov. 20, 2011)
- 3-POINT FIELD GOAL ATTEMPTS**
8, vs. Providence (Dec. 1, 2011)
- FREE THROWS**
3, vs. Kentucky (Jan. 22, 2011)
- FREE THROW ATTEMPTS**
4, vs. Radford (Nov. 19, 2010)
- REBOUNDS**
3, 5 times, vs. Providence (Dec. 1, 2011)
- ASSISTS**
7, vs. Ole Miss (Feb. 22, 2011)
- BLOCKS**
-
- STEALS**
2, 3 times, last vs. Providence (Dec. 1, 2011)
- MINUTES PLAYED**
31, vs. Miss. Valley State (Nov. 2, 2011)

SMITH'S SEASON HIGHS

- POINTS**
18, vs. Tenn. State (Nov. 20, 2011)
- FIELD GOALS**
6, twice, last vs. Providence (Dec. 1, 2011)
- FIELD GOAL ATTEMPTS**
13, vs. Providence (Dec. 1, 2011)
- 3-POINT FIELD GOALS**
5, vs. Tenn. State (Nov. 20, 2011)
- 3-POINT FIELD GOAL ATTEMPTS**
8, vs. Providence (Dec. 1, 2011)
- FREE THROWS**
1, twice, last vs. Providence (Dec. 1, 2011)
- FREE THROW ATTEMPTS**
2, twice, last vs. Providence (Dec. 1, 2011)
- REBOUNDS**
3, twice, last vs. Providence (Dec. 1, 2011)
- ASSISTS**
4, vs. Western Carolina (Nov. 11, 2011)
- BLOCKS**
-
- STEALS**
2, twice, last vs. Providence (Dec. 1, 2011)
- MINUTES PLAYED**
31, vs. Miss. Valley State (Nov. 2, 2011)

2011-12

Opponent	Date	GS	Min	FG-FGA	Pct	3FG-FGA	Pct	FT-FTA	Pct	Off	Def	Tot	Avg	PF	FO	TO	Blk	Stl	Pts	Avg
Western Carolina	Nov. 11	19	4-6	.667	1-2	.500	0-2	.000	0	0	0	0.0	0	0	4	1	0	0	9	9.0
at Elon	Nov. 15	14	3-5	.636	0-2	.250	0-1	.000	0	1	1	0.5	2	0	2	1	0	1	6	7.5
Tenn State	Nov. 20	18	6-10	.619	5-7	.545	1-1	.250	0	2	2	1.0	2	0	1	4	0	0	18	11.0
Miss Valley State	Nov. 22	* 31	3-6	.593	2-3	.572	0-1	.200	1	2	3	1.5	2	0	2	4	0	2	8	10.3
UNC	Nov. 25	* 27	2-6	.545	2-5	.526	0-0	.200	0	0	0	1.2	1	0	3	3	0	0	6	9.4
So. California	Nov. 26	* 20	1-1	.559	1-1	.550	0-0	.200	0	0	0	1.0	4	0	1	3	0	1	3	8.3
Providence	Dec. 1	* 28	6-13	.532	3-8	.500	1-2	.286	1	2	3	1.3	2	0	1	0	0	2	16	9.4
at Clemson	Dec. 4																			
Presbyterian	Dec. 13																			
Ohio State	Dec. 17																			
SE Louisiana	Dec. 21																			
Wofford	Dec. 28																			
USC Upstate	Dec. 31																			
SC State	Jan. 3																			
at Kentucky	Jan. 7																			
Vanderbilt	Jan. 10																			
Florida	Jan. 14																			
at Auburn	Jan. 21																			
Alabama	Jan. 25																			
at Ole Miss	Jan. 28																			
at Florida	Feb. 2																			
Kentucky	Feb. 4																			
at Tennessee	Feb. 8																			
at Arkansas	Feb. 11																			
Georgia	Feb. 15																			
LSU	Feb. 18																			
at Vanderbilt	Feb. 22																			
Tennessee	Feb. 25																			
Mississippi State	Feb. 29																			
at Georgia	March 3																			

SEASON NOTES


Dished four assists with just one turnover, while adding a career high nine points in season opener vs. Western Carolina (Nov. 11) ... Dished two assists and added six points at Elon (Nov. 15) ... Doubled career high with 18 points on 6-of-10 shooting, including a 5-of-7 mark from 3-point range vs. Tennessee State (Nov. 20) ... Earned first career start against Mississippi Valley State (Nov. 22), posting eight points while getting career highs with three rebounds, two steals and 31 minutes played ... Collected three assists vs. #1 North Carolina (Nov. 25) ... Was solid in contest vs. Providence (Dec. 1), scoring 16 points, hitting 6-of-13 attempts from the field ...

CAREER STATISTICS

Season	GP-GS	Min	Avg	FG	FGA	Pct	3FG	3FGA	Pct	FT	FTA	Pct	Off	Def	Tot	Avg	PF	FO	Ast	TO	Blk	Stl	Pts	Avg
2010-11	28-0	371	13.3	20	66	3.3	8	35	.229	20	32	.625	6	16	22	0.8	29	0	42	25	0	6	68	2.4
2011-12	7-4	157	22.4	25	47	.532	14	28	.500	2	7	.286	2	7	9	1.3	13	0	14	16	0	6	66	9.4
Totals	35-4	528	15.0	45	113	.398	22	63	.349	22	39	.564	8	23	31	0.9	42	0	56	41	0	12	134	3.8

CAREER SEC STATISTICS

Season	GP-GS	Min	Avg	FG	FGA	Pct	3FG	3FGA	Pct	FT	FTA	Pct	Off	Def	Tot	Avg	PF	FO	Ast	TO	Blk	Stl	Pts	Avg
2011	16-0	260	16.3	15	49	.306	6	24	.250	13	17	.765	6	7	13	0.8	18	0	23	15	0	4	49	3.1



#45 - CARLTON GEATHERS

R-FRESHMAN - FORWARD

6'10 - 250 - HS

GEORGETOWN, S.C. - CARVERS BAY

GEATHERS' SEASON HIGHS

POINTS

4, vs. Western Carolina (Nov. 11, 2011)

FIELD GOALS

2, vs. Western Carolina (Nov. 11, 2011)

FIELD GOAL ATTEMPTS

4, vs. Western Carolina (Nov. 11, 2011)

3-POINT FIELD GOALS

-

3-POINT FIELD GOAL ATTEMPTS

-

FREE THROWS

-

FREE THROW ATTEMPTS

-

REBOUNDS

6, vs. Western Carolina (Nov. 11, 2011)

ASSISTS

-

BLOCKS

3, twice, last vs. Providence (Dec. 1, 2011)

STEALS

-

MINUTES PLAYED

16, vs. Western Carolina (Nov. 11, 2011)

2011-12

Opponent	Date	GS	Min	FG-FGA	Pct	3FG-FGA	Pct	FT-FTA	Pct	Off	Def	Tot	Avg	PF	FO	A	TO	Blk	Stl	Pts	Avg
Western Carolina	Nov. 11	16	2-4	.500	0-0	.000	0-0	.000	1	5	6	6.0	0	0	0	0	1	0	4	4	4.0
at Elon	Nov. 15	8	0-0	.500	0-0	.000	0-0	.000	0	1	1	3.5	2	0	0	0	0	0	0	0	2.0
Tenn State	Nov. 20	13	0-1	.400	0-0	.000	0-0	.000	1	1	2	3.0	1	0	0	0	1	0	0	1.3	
Miss Valley State	Nov. 22	11	0-0	.000	0-0	.000	0-0	.000	0	3	3	3.0	1	0	0	0	3	0	0	1.0	
UNC	Nov. 25	3	0-1	.333	0-0	.000	0-0	.000	0	2	2	2.8	2	0	0	0	0	0	0	0.8	
So. California	Nov. 26	3	0-0	.333	0-0	.000	0-0	.000	0	0	0	2.3	1	0	0	0	0	0	0	0.7	
Providence	Dec. 1	8	0-0	.333	0-0	.000	0-0	.000	0	3	3	2.4	1	0	0	1	3	0	0	0.6	
at Clemson	Dec. 4	-	-	-	-	-	-	-	-	-	-	-	-	-	-	-	-	-	-	-	
Presbyterian	Dec. 13	-	-	-	-	-	-	-	-	-	-	-	-	-	-	-	-	-	-	-	
Ohio State	Dec. 17	-	-	-	-	-	-	-	-	-	-	-	-	-	-	-	-	-	-	-	
SE Louisiana	Dec. 21	-	-	-	-	-	-	-	-	-	-	-	-	-	-	-	-	-	-	-	
Wofford	Dec. 28	-	-	-	-	-	-	-	-	-	-	-	-	-	-	-	-	-	-	-	
USC Upstate	Dec. 31	-	-	-	-	-	-	-	-	-	-	-	-	-	-	-	-	-	-	-	
SC State	Jan. 3	-	-	-	-	-	-	-	-	-	-	-	-	-	-	-	-	-	-	-	
at Kentucky	Jan. 7	-	-	-	-	-	-	-	-	-	-	-	-	-	-	-	-	-	-	-	
Vanderbilt	Jan. 10	-	-	-	-	-	-	-	-	-	-	-	-	-	-	-	-	-	-	-	
Florida	Jan. 14	-	-	-	-	-	-	-	-	-	-	-	-	-	-	-	-	-	-	-	
at Auburn	Jan. 21	-	-	-	-	-	-	-	-	-	-	-	-	-	-	-	-	-	-	-	
Alabama	Jan. 25	-	-	-	-	-	-	-	-	-	-	-	-	-	-	-	-	-	-	-	
at Ole Miss	Jan. 28	-	-	-	-	-	-	-	-	-	-	-	-	-	-	-	-	-	-	-	
at Florida	Feb. 2	-	-	-	-	-	-	-	-	-	-	-	-	-	-	-	-	-	-	-	
Kentucky	Feb. 4	-	-	-	-	-	-	-	-	-	-	-	-	-	-	-	-	-	-	-	
at Tennessee	Feb. 8	-	-	-	-	-	-	-	-	-	-	-	-	-	-	-	-	-	-	-	
at Arkansas	Feb. 11	-	-	-	-	-	-	-	-	-	-	-	-	-	-	-	-	-	-	-	
Georgia	Feb. 15	-	-	-	-	-	-	-	-	-	-	-	-	-	-	-	-	-	-	-	
LSU	Feb. 18	-	-	-	-	-	-	-	-	-	-	-	-	-	-	-	-	-	-	-	
at Vanderbilt	Feb. 22	-	-	-	-	-	-	-	-	-	-	-	-	-	-	-	-	-	-	-	
Tennessee	Feb. 25	-	-	-	-	-	-	-	-	-	-	-	-	-	-	-	-	-	-	-	
Mississippi State	Feb. 29	-	-	-	-	-	-	-	-	-	-	-	-	-	-	-	-	-	-	-	
at Georgia	March 3	-	-	-	-	-	-	-	-	-	-	-	-	-	-	-	-	-	-	-	

SEASON NOTES

In first career contest, collected six rebounds and tallied four points in season opener vs. Western Carolina (Nov. 11) ... Saw action vs. Elon (Nov. 15), collecting one rebound ... Earned a block vs. Tennessee State (Nov. 20) ... Swatted a game-high and career high three blocks against Mississippi Valley State (Nov. 22) ... Blocked three shots vs. Providence (Dec. 1), matching a season high ...

CAREER STATISTICS

Season	GP-GS	Min	Avg	FG	FGA	Pct	3FG	3FGA	Pct	FT	FTA	Pct	Off	Def	Tot	Avg	PF	FO	Ast	TO	Blk	Stl	Pts	Avg
2011-12	7-0	62	8.9	2	6	.333	0	0	.000	0	0	.000	2	15	17	2.4	8	0	0	1	8	0	4	0.6

CAREER SEC STATISTICS

Season	GP-GS	Min	Avg	FG	FGA	Pct	3FG	3FGA	Pct	FT	FTA	Pct	Off	Def	Tot	Avg	PF	FO	Ast	TO	Blk	Stl	Pts	Avg
2012	-	-	-	-	-	-	-	-	-	-	-	-	-	-	-	-	-	-	-	-	-	-	-	-



#13 - ANTHONY GILL

FRESHMAN - FORWARD

6'8 - 235 - HS

CHARLOTTE, N.C. - CHARLOTTE CHRISTIAN

GILL'S SEASON HIGHS

POINTS

14, vs. Western Carolina (Nov. 11, 2011)

FIELD GOALS

6, vs. Western Carolina (Nov. 11, 2011)

FIELD GOAL ATTEMPTS

7, twice, last vs. North Carolina (Nov. 25, 2011)

3-POINT FIELD GOALS

1, vs. Western Carolina (Nov. 11, 2011)

3-POINT FIELD GOAL ATTEMPTS

1, vs. Western Carolina (Nov. 11, 2011)

FREE THROWS

4, vs. North Carolina (Nov. 25, 2011)

FREE THROW ATTEMPTS

6, vs. North Carolina (Nov. 25, 2011)

REBOUNDS

9, vs. Elon (Nov. 15, 2011)

ASSISTS

3, vs. Tenn. State (Nov. 20, 2011)

BLOCKS

1, vs. Elon (Nov. 15, 2011)

STEALS

2, vs. Southern Cal (Nov. 26, 2011)

MINUTES PLAYED

29, vs. Miss. Valley State (Nov. 22, 2011)

2011-12

Opponent	Date	GS	Min	FG-FGA	Pct	3FG-FGA	Pct	FT-FTA	Pct	Off	Def	Tot	Avg	PF	FO	A	TO	Blk	Stl	Pts	Avg
Western Carolina	Nov. 11	*	23	6-7	.857	1-1	1.000	1-2	.500	2	2	4	4.0	2	0	1	1	0	0	14	14.0
at Elon	Nov. 15	*	28	4-5	.833	0-0	1.000	1-3	.400	2	7	9	6.5	4	0	0	2	1	0	9	11.5
Tenn State	Nov. 20	*	21	1-3	.733	0-0	1.000	0-0	.400	1	1	2	5.0	2	0	3	0	0	0	2	8.3
Miss Valley State	Nov. 22	*	29	3-6	.667	0-0	1.000	2-3	.500	3	5	8	5.8	3	0	1	2	0	0	8	8.3
UNC	Nov. 25	*	23	3-7	.607	0-0	1.000	4-6	.571	3	3	6	5.8	5	1	2	3	0	1	10	8.6
So. California	Nov. 26	*	18	2-3	.613	0-0	1.000	3-3	.647	2	0	2	5.2	2	0	2	0	0	2	7	8.3
Providence	Dec. 1	*	17	3-6	.585	0-0	1.000	1-1	.667	2	1	3	4.9	0	0	2	1	0	0	7	8.1
at Clemson	Dec. 4																				
Presbyterian	Dec. 13																				
Ohio State	Dec. 17																				
SE Louisiana	Dec. 21																				
Wofford	Dec. 28																				
USC Upstate	Dec. 31																				
SC State	Jan. 3																				
at Kentucky	Jan. 7																				
Vanderbilt	Jan. 10																				
Florida	Jan. 14																				
at Auburn	Jan. 21																				
Alabama	Jan. 25																				
at Ole Miss	Jan. 28																				
at Florida	Feb. 2																				
Kentucky	Feb. 4																				
at Tennessee	Feb. 8																				
at Arkansas	Feb. 11																				
Georgia	Feb. 15																				
LSU	Feb. 18																				
at Vanderbilt	Feb. 22																				
Tennessee	Feb. 25																				
Mississippi State	Feb. 29																				
at Georgia	March 3																				

SEASON NOTES


Tallied a game-high 14 points in college debut on 6-of-7 shooting from the floor to lead Gamecocks past Western Carolina (Nov. 11) in season opener ... Led team for second-straight contest with nine points, just one rebound away from double-double with nine as well at Elon (Nov. 15) ... Was in foul trouble early vs. Tennessee State (Nov. 20); collected two assists ... Went 3-of-6 shooting from the floor in an eight-point, eight-rebound effort against Mississippi Valley State (Nov. 22) ... Collected six rebounds and posted five points before fouling out vs. #1 North Carolina (Nov. 25) ... Collected two steals vs. Southern Cal (Nov. 26) ... Added seven points and collected three rebounds vs. Providence (Dec. 1) ...

CAREER STATISTICS

Season	GP-GS	Min	Avg	FG	FGA	Pct	3FG	3FGA	Pct	FT	FTA	Pct	Off	Def	Tot	Avg	PF	FO	Ast	TO	Blk	Stl	Pts	Avg
2011-12	7-7	159	22.7	22	37	.595	1	1	1.000	11	17	.647	15	19	34	4.9	18	1	11	9	1	3	57	8.1

CAREER SEC STATISTICS

Season	GP-GS	Min	Avg	FG	FGA	Pct	3FG	3FGA	Pct	FT	FTA	Pct	Off	Def	Tot	Avg	PF	FO	Ast	TO	Blk	Stl	Pts	Avg
2012																								



#32 - DAMIEN LEONARD

FRESHMAN - GUARD

6'4 - 187 - HS

GREENVILLE, S.C. - J.L. MANN

LEONARD'S SEASON HIGHS

POINTS

16, vs. Miss. Valley State (Nov. 22, 2011)

FIELD GOALS

5, twice, last vs. North Carolina (Nov. 25, 2011)

FIELD GOAL ATTEMPTS

17, vs. Elon (Nov. 15, 2011)

3-POINT FIELD GOALS

5, vs. North Carolina (Nov. 25, 2011)

3-POINT FIELD GOAL ATTEMPTS

11, twice, last vs. North Carolina (Nov. 25, 2011)

FREE THROWS

2, twice, last vs. Miss. Valley State (Nov. 22, 2011)

FREE THROW ATTEMPTS

4, vs. Tenn. State (Nov. 20, 2011)

REBOUNDS

3, vs. Miss. Valley State (Nov. 22, 2011)

ASSISTS

2, twice, last vs. Tenn. State (Nov. 20, 2011)

BLOCKS

1, vs. Western Carolina (Nov. 11, 2011)

STEALS

2, twice, last vs. Tenn. State (Nov. 20, 2011)

MINUTES PLAYED

36, vs. North Carolina (Nov. 25, 2011)

2011-12

Opponent	Date	GS	Min	FG-FGA	Pct	3FG-FGA	Pct	FT-FTA	Pct	Off	Def	Tot	Avg	PF	FO	A	TO	Blk	Stl	Pts	Avg
Western Carolina	Nov. 11	*	22	2-10	.200	1-5	.200	0-0	.000	1	0	1	1.0	1	0	0	1	1	1	5	5.0
at Elon	Nov. 15	*	27	2-17	.148	1-11	.125	2-2	1.000	2	0	2	1.5	2	0	2	0	0	2	7	6.0
Tenn State	Nov. 20	*	24	1-5	.156	1-5	.143	2-4	.667	1	0	1	1.3	3	0	2	2	0	2	5	5.7
Miss Valley State	Nov. 22	*	32	5-12	.227	4-9	.233	2-2	.750	0	3	3	1.8	2	0	0	3	0	1	16	8.3
UNC	Nov. 25	*	36	5-12	.268	5-11	.293	0-0	.750	0	1	1	1.5	3	0	0	5	0	0	15	9.6
So. California	Nov. 26	*	23	0-6	.242	0-4	.267	0-0	.750	0	0	0	1.3	2	0	0	1	0	0	0	8.0
Providence	Dec. 1	*	9	0-5	.224	0-5	.240	0-0	.750	0	2	2	1.4	1	0	0	1	0	0	0	6.9
at Clemson	Dec. 4																				
Presbyterian	Dec. 13																				
Ohio State	Dec. 17																				
SE Louisiana	Dec. 21																				
Wofford	Dec. 28																				
USC Upstate	Dec. 31																				
SC State	Jan. 3																				
at Kentucky	Jan. 7																				
Vanderbilt	Jan. 10																				
Florida	Jan. 14																				
at Auburn	Jan. 21																				
Alabama	Jan. 25																				
at Ole Miss	Jan. 28																				
at Florida	Feb. 2																				
Kentucky	Feb. 4																				
at Tennessee	Feb. 8																				
at Arkansas	Feb. 11																				
Georgia	Feb. 15																				
LSU	Feb. 18																				
at Vanderbilt	Feb. 22																				
Tennessee	Feb. 25																				
Mississippi State	Feb. 29																				
at Georgia	March 3																				

SEASON NOTES

Struggled from the floor in college debut vs. Western Carolina (Nov. 11), hitting just 2-of-10 attempts, including a 1-of-5 mark from 3-point range ... Struggled from the floor hitting just 2-of-17 attempts, including a 1-of-11 mark from 3-point range at Elon (Nov. 15) ... Collected two steals and two assists vs. Tennessee State (Nov. 20) ... Breakout effort against Mississippi Valley State (Nov. 22), going 5-of-12 from the field and 4-of-9 from 3-point range for a career high 16 points with three rebounds ... Tallied 15 points on 5-of-11 shooting from 3-point range vs. #1 North Carolina (Nov. 25) ... Collected two rebounds vs. Providence (Dec. 1) ...

CAREER STATISTICS

Season	GP-GS	Min	Avg	FG	FGA	Pct	3FG	3FGA	Pct	FT	FTA	Pct	Off	Def	Tot	Avg	PF	FO	Ast	TO	Blk	Stl	Pts	Avg
2011-12	7-7	173	24.7	15	67	.224	12	50	.240	6	8	.750	4	6	10	1.4	14	0	4	13	1	6	48	6.9

CAREER SEC STATISTICS

Season	GP-GS	Min	Avg	FG	FGA	Pct	3FG	3FGA	Pct	FT	FTA	Pct	Off	Def	Tot	Avg	PF	FO	Ast	TO	Blk	Stl	Pts	Avg
2012																								



#1 - BRENTON WILLIAMS

SOPHOMORE - GUARD

5'11 - 172 - JC

KISSIMMEE, FLA. - OSCEOLA/

SANTA FE COLLEGE

WILLIAMS' SEASON HIGHS

POINTS

13, vs. Western Carolina (Nov. 11, 2011)

FIELD GOALS

5, vs. Western Carolina (Nov. 11, 2011)

FIELD GOAL ATTEMPTS

8, vs. Western Carolina (Nov. 11, 2011)

3-POINT FIELD GOALS

1, twice, last vs. Elon (Nov. 15, 2011)

3-POINT FIELD GOAL ATTEMPTS

3, vs. Elon (Nov. 15, 2011)

FREE THROWS

2, vs. Western Carolina (Nov. 11, 2011)

FREE THROW ATTEMPTS

2, twice, last vs. Tenn. State (Nov. 20, 2011)

REBOUNDS

2, vs. Western Carolina (Nov. 11, 2011)

ASSISTS

1, vs. Western Carolina (Nov. 11, 2011)

BLOCKS

-

STEALS

5, vs. Western Carolina (Nov. 11, 2011)

MINUTES PLAYED

17, vs. Western Carolina (Nov. 11, 2011)

2011-12

Opponent	Date	GS	Min	FG-FGA	Pct	3FG-FGA	Pct	FT-FTA	Pct	Off	Def	Tot	Avg	PF	FO	A	TO	Blk	Stl	Pts	Avg
Western Carolina	Nov. 11	17	5-8	.625	1-1	1.000	2-2	1.000	0	2	2	2.0	1	0	1	4	0	5	13	13.0	
at Elon	Nov. 15	13	1-3	.545	1-3	.500	0-0	1.000	0	1	1	1.5	1	0	0	1	0	0	3	8.0	
Tenn State	Nov. 20	2	0-1	.500	0-1	.400	1-2	.750	0	0	0	1.0	0	0	0	0	0	0	0	5.7	
Miss Valley State	Nov. 22	-	-	-	-	-	-	-	-	-	-	-	-	-	-	-	-	-	-	-	
UNC	Nov. 25	-	-	-	-	-	-	-	-	-	-	-	-	-	-	-	-	-	-	-	
So. California	Nov. 26	-	-	-	-	-	-	-	-	-	-	-	-	-	-	-	-	-	-	-	
Providence	Dec. 1	-	-	-	-	-	-	-	-	-	-	-	-	-	-	-	-	-	-	-	
at Clemson	Dec. 4	-	-	-	-	-	-	-	-	-	-	-	-	-	-	-	-	-	-	-	
Presbyterian	Dec. 13	-	-	-	-	-	-	-	-	-	-	-	-	-	-	-	-	-	-	-	
Ohio State	Dec. 17	-	-	-	-	-	-	-	-	-	-	-	-	-	-	-	-	-	-	-	
SE Louisiana	Dec. 21	-	-	-	-	-	-	-	-	-	-	-	-	-	-	-	-	-	-	-	
Wofford	Dec. 28	-	-	-	-	-	-	-	-	-	-	-	-	-	-	-	-	-	-	-	
USC Upstate	Dec. 31	-	-	-	-	-	-	-	-	-	-	-	-	-	-	-	-	-	-	-	
SC State	Jan. 3	-	-	-	-	-	-	-	-	-	-	-	-	-	-	-	-	-	-	-	
at Kentucky	Jan. 7	-	-	-	-	-	-	-	-	-	-	-	-	-	-	-	-	-	-	-	
Vanderbilt	Jan. 10	-	-	-	-	-	-	-	-	-	-	-	-	-	-	-	-	-	-	-	
Florida	Jan. 14	-	-	-	-	-	-	-	-	-	-	-	-	-	-	-	-	-	-	-	
at Auburn	Jan. 21	-	-	-	-	-	-	-	-	-	-	-	-	-	-	-	-	-	-	-	
Alabama	Jan. 25	-	-	-	-	-	-	-	-	-	-	-	-	-	-	-	-	-	-	-	
at Ole Miss	Jan. 28	-	-	-	-	-	-	-	-	-	-	-	-	-	-	-	-	-	-	-	
at Florida	Feb. 2	-	-	-	-	-	-	-	-	-	-	-	-	-	-	-	-	-	-	-	
Kentucky	Feb. 4	-	-	-	-	-	-	-	-	-	-	-	-	-	-	-	-	-	-	-	
at Tennessee	Feb. 8	-	-	-	-	-	-	-	-	-	-	-	-	-	-	-	-	-	-	-	
at Arkansas	Feb. 11	-	-	-	-	-	-	-	-	-	-	-	-	-	-	-	-	-	-	-	
Georgia	Feb. 15	-	-	-	-	-	-	-	-	-	-	-	-	-	-	-	-	-	-	-	
LSU	Feb. 18	-	-	-	-	-	-	-	-	-	-	-	-	-	-	-	-	-	-	-	
at Vanderbilt	Feb. 22	-	-	-	-	-	-	-	-	-	-	-	-	-	-	-	-	-	-	-	
Tennessee	Feb. 25	-	-	-	-	-	-	-	-	-	-	-	-	-	-	-	-	-	-	-	
Mississippi State	Feb. 29	-	-	-	-	-	-	-	-	-	-	-	-	-	-	-	-	-	-	-	
at Georgia	March 3	-	-	-	-	-	-	-	-	-	-	-	-	-	-	-	-	-	-	-	

SEASON NOTES

Impressed on both ends of the court in season debut vs. Western Carolina (Nov. 11), posting 13 points on 5-of-8 shooting, while swiping a game high five steals ... Tallied three points at Elon (Nov. 15) ... Suffered knee injury early in first half vs. Tennessee State (Nov. 20) ...

*** Will miss the next 1-3 weeks with a left knee sprain suffered on Nov. 20 vs. Tennessee State

CAREER STATISTICS

Season	GP-GS	Min	Avg	FG	FGA	Pct	3FG	3FGA	Pct	FT	FTA	Pct	Off	Def	Tot	Avg	PF	FO	Ast	TO	Blk	Stl	Pts	Avg
2011-12	3-0	32	10.7	6	12	.500	2	5	.400	3	4	.750	0	3	3	1.0	2	0	1	5	0	5	17	5.7

CAREER SEC STATISTICS

Season	GP-GS	Min	Avg	FG	FGA	Pct	3FG	3FGA	Pct	FT	FTA	Pct	Off	Def	Tot	Avg	PF	FO	Ast	TO	Blk	Stl	Pts	Avg
2012																								

THE LAST TIME IN SOUTH CAROLINA BASKETBALL...

THE LAST TIME AN INDIVIDUAL PLAYER...

Scored 20 or more points:	South Carolina: Malik Cooke (21) Dec. 1, 2011 vs. Providence in Columbia, S.C. Opponent: Maurice Jones, 28, Southern Cal, Nov. 26, 2011 in Las Vegas, Nevada
Scored 30 or more points:	South Carolina: Bruce Ellington, 31, at Furman, Dec. 22, 2010 in Greenville, S.C. Opponent: Chris Warren (33), Ole Miss, Feb. 22, 2011 in Columbia
Scored 35 or more points:	South Carolina: Devan Downey, 36 at Florida, Jan. 23, 2010 in Gainesville, Fla. Opponent: Joe Crawford (Kentucky), 35, March 5, 2008 in Columbia
Scored 40 or more points:	South Carolina: N/A thru 1992-93 season Opponent: Austin Carr (Notre Dame), 43, Dec. 30, 1969 in New Orleans, La.
Collected 20 or more rebounds:	South Carolina: Emmett Hall, 23 vs. College of Charleston, Dec. 22, 1993 in Columbia Opponent: Ekpe Udoh (Baylor), 20, Jan. 2, 2010 in Columbia
Collected 15 or more rebounds:	South Carolina: Sam Muldrow, 16 at Tennessee, Feb. 6, 2010 in Knoxville, Tenn. Opponent: Jared Sullinger (Ohio State), 19, Dec. 18, 2010 in Columbus, Ohio
Made 12 or more field goals:	South Carolina: Devan Downey, 12 vs. Georgia, Jan. 30, 2010 in Columbia Opponent: A.J. Ogilvy (Vanderbilt), 12, Feb. 28, 2009 in Nashville, Tenn.
Made 10 or more field goals:	South Carolina: Bruce Ellington, 11 vs. Furman, Dec. 22, 2010 in Greenville, S.C. Opponent: Jared Sullinger (Ohio State), 30, Dec. 18, 2010 in Columbus, Ohio
Attempted 20 or more field goals:	South Carolina: Bruce Ellington (20) at Mississippi State, March 5, 2011 in Starkville, Miss. Opponent: Zach Graham (20), Ole Miss, Feb. 22, 2011 in Columbia
Attempted 25 or more field goals:	South Carolina: Devan Downey, 25, at Kentucky, Feb. 25, 2010 in Lexington, Ky. Opponent: Kemmy Burgess (Alaska-Anchorage), 26, Nov. 24, 2005 in Anchorage, AK
Dished 10 or more assists:	South Carolina: Devan Downey, 11, vs. LSU, March 13, 2008 in Atlanta, Ga. Opponent: 14, Kendall Marshall, North Carolina, Nov. 25, 2011, in Las Vegas, Nevada
Swiped 5 or more steals:	South Carolina: Brenton Williams, 5, vs. Western Carolina, Nov. 11, 2011 in Columbia Opponent: 6, Kendall Marshall, North Carolina, Nov. 25, 2011 in Las Vegas, Nevada
Blocked 5 or more shots:	South Carolina: Sam Muldrow (7), vs. Ole Miss, March 10, 2011 in Atlanta, Ga. Opponent: Bilal Dixon (7), Providence, Dec. 1, 2011 in Columbia, S.C.
Made 5 or more 3-point field goals:	South Carolina: Eric Smith (5) vs. Tennessee State, Nov. 20, 2011 in Columbia, S.C. Opponent: Maurice Jones (7) Southern Cal, Nov. 26, 2011 in Las Vegas, Nevada
Attempted 8 or more 3-point field goals:	South Carolina: Eric Smith (8) vs. Providence, Dec. 1, 2011 in Columbia, S.C. Opponent: Ravern Johnson (14), Mississippi State, March 5, 2011 in Starkville, Miss.
Made 10 or more free throws:	South Carolina: Malik Cooke, 10, vs. Miss Valley State, Nov. 22, 2011 in Columbia, S.C. Opponent: Gerard Coleman (10), Providence, Dec. 1, 2011 in Columbia, S.C.
Attempted 15 or more free throws:	South Carolina: Mike Boynton (19) vs. Arkansas, March 11, 2004 in Atlanta, Ga. Opponent: Amu Saaka (Furman), 14, Dec. 22, 2010 in Greenville, S.C.
Played all 40 minutes of regulation:	South Carolina: Devan Downey, 40, vs. Tennessee, March 14, 2008 in Atlanta, Ga. Opponent: LaDontae Henton (40), Providence, Dec. 1, 2011 in Columbia, S.C.
A player hit a last-second shot to win a game:	South Carolina: Mike Holmes vs. Alabama (Feb. 14, 2009) in Tuscaloosa, Ala. Opponent: Chandler Parsons (Florida), Jan. 23, 2010 in Gainesville, Fla.
A player had a double-double:	South Carolina: RJ Slawson (13 points, 14 rebounds) vs. North Carolina, Nov. 25, 2011 in Las Vegas, Nevada Opponent: Terrance Henry (Ole Miss), 14 points, 11 rebounds, March 10, 2011 in Atlanta, Ga.
Two or more players had a double-double:	South Carolina: Dominique Archie (12 points, 10 rebounds) & Mike Holmes (14 points, 13 rebounds) vs. Winthrop, Nov. 16, 2008 in Columbia Opponent: Renardo Sidney (13 points, 12 rebounds), Kodi Augustus (15 points, 10 rebounds), Mississippi State, March 5, 2011 in Starkville, Miss.
A player had a triple-double:	South Carolina: Sam Muldrow (16 points, 14 rebounds, 10 blocks) vs. Vanderbilt, Jan. 8, 2011 in Columbia *** Only second triple-double in South Carolina history (Chuck Eidson (25 points, 10 rebounds, 10 assists, vs. SC State, Nov. 29, 2002 in Columbia) Opponent: Daniel Hackett (Southern California - 22 points, 10 rebounds, 10 assists), Nov. 17, 2007 in Columbia
Scored 30 or more points in back-to-back games:	South Carolina: Devan Downey, 30 vs. Kentucky (Jan. 26, 2010) in Columbia 33 vs. Georgia (Jan. 30, 2010) in Columbia
Scored 25 or more points in back-to-back games:	South Carolina: Devan Downey, 33 vs. Georgia (Jan. 30, 2010) in Columbia 26 at Tennessee (Feb. 6, 2010) in Knoxville, Tenn.

THE LAST TIME A TEAM...

Scored 100 or more points:	South Carolina: 103 vs. The Citadel (Nov. 12, 2007) in Columbia Opponent: 107, Vanderbilt (Feb. 17, 1996) in Nashville, Tenn.
Scored 50 points or less:	South Carolina: 48 at Georgia, Feb. 26, 2011 in Athens, Ga. Opponent: 50, Western Carolina, Nov. 11, 2011 in Columbia
Scored 50 points in a half:	South Carolina: 51 (2nd half; Nov. 12, 2010) vs. Elon in Columbia Opponent: 50, Kentucky (1st half), Feb. 19, 2011 in Lexington, Ky.
Failed to score 25 points in a half:	South Carolina: 19, (1st half, Nov. 20, 2011) vs. Tennessee State, in Columbia, S.C. Opponent: 22, SC State (1st half, Jan. 4, 2011) in Columbia
Collected 50 or more rebounds:	South Carolina: 53 vs. WKU, Nov. 27, 2010 in Bowling Green, Ky. Opponent: 52, WKU, Nov. 27, 2010 in Bowling Green, Ky.
Shot 60% or better from the field:	South Carolina: 60.8% (31-51) at Western Carolina (Nov. 18, 2005) in Cullowhee, N.C. Opponent: 61.1% (33-54), Vanderbilt (Jan. 16, 2010) in Columbia
Shot 50% or better from the field:	South Carolina: 52.4% (22-42) vs. Southern Cal, Nov. 26, 2011 in Las Vegas, Nevada Opponent: 50.0% (24-48), Southern Cal, Nov. 26, 2011 in Las Vegas, Nevada
Shot less than 30% from the field:	South Carolina: 29.9% (20-67) vs. Ole Miss, March 10, 2011 in Atlanta, Ga. Opponent: 25.9% (15-58), USC Upstate (Nov. 23, 2010) in Columbia
Shot 50% or better from 3-point range (at least 10 attempts):	South Carolina: 56.3% (9-16) vs. Elon (Nov. 12 2010) in Columbia Opponent: 54.5% (6-11), Providence, Dec. 1, 2011 in Columbia
Shot 20% or less from 3-point range (at least 10 attempts):	South Carolina: 20.0% (6-11) vs. Providence, Dec. 1, 2011 in Columbia, S.C. Opponent: 18.2% (2-11) SC State, Jan. 4, 2011 in Columbia
Dished 20 or more assists:	South Carolina: 23 vs. Elon (Nov. 12, 2010) in Columbia Opponent: 22, vs. North Carolina, Nov. 25, 2011 in Las Vegas, Nevada
Made 35 or more shots:	South Carolina: 35 vs. Elon (Nov. 19, 2010) in Columbia Opponent: 35, Tennessee (March 5, 2009) in Columbia
Attempted 80 or more shots:	South Carolina: 83 vs. WKU (Nov. 27, 2010) in Bowling Green, Ky. Opponent: 83, LSU (Feb. 10, 1996) in Columbia
Attempted 70 or more shots:	South Carolina: 72, vs. Providence, Dec. 1, 2011 in Columbia Opponent: 79, WKU (Nov. 27, 2010) in Bowling Green, Ky.
Made 10 or more 3-pointers:	South Carolina: 10, at Tennessee, Feb. 16, 2011 in Knoxville, Tenn. Opponent: 10, Tennessee State, Nov. 20, 2011 in Columbia, S.C.
Did not make a 3-pointer:	South Carolina: 0, vs. Mississippi State (March 2, 2002) in Columbia Opponent: 0, Alabama (Jan. 12, 2011) in Tuscaloosa, Ala.
Attempted 30 or more 3-pointers:	South Carolina: 30 vs. Providence, Dec. 1, 2011 in Columbia Opponent: 32, Boston College (Jan. 1, 2011) in Columbia
Attempted 25 or more 3-pointers:	South Carolina: 30 vs. Providence, Dec. 1, 2011 in Columbia Opponent: 26, Mississippi State, March 5, 2011 in Starkville, Miss.
Made 30 or more free throws:	South Carolina: 32 vs. Vanderbilt (Jan. 28, 2009) in Columbia Opponent: 31, Florida (Feb. 3, 2009) in Gainesville, Fla.
Attempted 40 or more free throws:	South Carolina: 44 vs. Georgia Southern (Nov. 16, 2009) in Columbia Opponent: 40, Florida (Feb. 3, 2009) in Gainesville, Fla.
Swiped 15 or more steals:	South Carolina: 15 vs. Vanderbilt (Jan. 16, 2010) in Columbia Opponent: 17, Indiana (Nov. 8, 1998) in Indianapolis, Ind.
Blocked 12 or more shots:	South Carolina: 12, vs. Vanderbilt, Jan. 8, 2011 in Columbia Opponent: 13, Syracuse (Jan. 21, 1999) in Syracuse, N.Y.
Blocked 8 or more shots:	South Carolina: 10, vs. Ole Miss, March 10, 2011 in Atlanta, Ga. Opponent: 10, Providence, Dec. 1, 2011 in Columbia, S.C.
Won by 30 or more points:	South Carolina: 35 vs. SC State (91-56), Jan. 4, 2011 in Columbia Opponent: 31, Kentucky, Feb. 19, 2011 in Lexington, Ky.
Won by 20 or more points:	South Carolina: 25, vs. Western Carolina, Nov. 11, 2011 in Columbia Opponent: 31, Feb. 19, 2011 in Lexington, Ky.
Played a single overtime game:	Win: 81-74 vs. Arkansas (81-74), Jan. 19, 2011 in Columbia Loss: 82-80 vs. College of Charleston (Nov. 28, 2008) in Charleston, S.C.
Played a double overtime game:	Win: 87-85 vs. WKU (Nov. 27, 2010) in Bowling Green, Ky. Loss: 98-88 vs. Louisville (Feb. 20, 1988) in Columbia

South Carolina played a No. 1 Team in the country:

Win: 68-62 vs. Kentucky (Jan. 26, 2010) in Columbia
Loss: 87-62 vs. North Carolina, Nov. 25, 2011 in Las Vegas, Nevada

South Carolina played a top-5 opponent:

Win: 68-62 vs. No. 1/1 Kentucky (Jan. 26, 2010) in Columbia
Loss: 87-62 vs. North Carolina, Nov. 25, 2011 in Las Vegas, Nevada

South Carolina played a top-10 opponent:

Win: 68-62 vs. No. 1/1 Kentucky (Jan. 26, 2010) in Columbia
Loss: 87-62 vs. North Carolina, Nov. 25, 2011 in Las Vegas, Nevada

South Carolina played a top-25 opponent:

Win: 83-75 (OT) win over No. 22/24 Vanderbilt, Jan. 8, 2011 in Columbia
Loss: 87-62 vs. North Carolina, Nov. 25, 2011 in Las Vegas, Nevada

South Carolina defeated a ranked opponent:

Home: 83-75 vs. No. 22/24 Vanderbilt (Jan. 8, 2011) in Columbia
Away: 77-73 at No. 13/19 Vanderbilt (March 6, 2010) in Nashville, Tenn.

SEC Home: 83-75 vs. No. 22/24 Vanderbilt (Jan. 8, 2011) in Columbia
SEC Away: 77-73 at No. 13/19 Vanderbilt (March 6, 2010) in Nashville, Tenn.
Non-conference away: 85-84 at No. 19/20 Baylor (Jan. 2, 2009) in Waco, Texas

A South Carolina win opened up the season:

Home: 75-50 win over Western Carolina (Nov. 11, 2011) in Columbia
Away: 81-63 win at Western Carolina (Nov. 12, 2005) in Cullowhee, N.C.
Neutral: 74-61 win vs. Chaminade (Nov. 19, 2001) in Maui, Hawaii (Maui Invite)

South Carolina opened up SEC play:

Home: 83-75 win vs. No. 22/24 Vanderbilt (Jan. 8, 2011) in Columbia
Away: 80-71 win at Auburn (Jan. 9, 2010) in Auburn, Ala.

2011-12 South Carolina Basketball
 South Carolina Combined Team Statistics (as of Dec 01, 2011)
 All games

RECORD:	OVERALL	HOME	AWAY	NEUTRAL
ALL GAMES	2-5	2-2	0-1	0-2
CONFERENCE	0-0	0-0	0-0	0-0
NON-CONFERENCE	2-5	2-2	0-1	0-2

##	Player	gp-gs	min	avg	Total		3-Point		F-Throw		Rebounds				pf	dq	a	to	blk	stl	pts	avg
					fg-fga	fg%	3fg-fga	3fg%	ft-fta	ft%	off	def	tot	avg								
15	COOKE, Malik	7-7	209	29.9	30-64	.469	8-21	.381	22-29	.759	13	19	32	4.6	17	1	14	18	9	12	90	12.9
05	SMITH, Eric	7-4	157	22.4	25-47	.532	14-28	.500	2-7	.286	2	7	9	1.3	13	0	14	16	0	6	66	9.4
13	GILL, Anthony	7-7	159	22.7	22-37	.595	1-1	1.000	12-18	.667	15	19	34	4.9	18	1	11	9	1	3	57	8.1
33	SLAWSON, RJ	7-0	158	22.6	20-46	.435	2-9	.222	11-17	.647	16	24	40	5.7	21	0	6	9	8	7	53	7.6
32	LEONARD, Damien	7-7	173	24.7	15-67	.224	12-50	.240	6-8	.750	4	6	10	1.4	14	0	4	13	1	6	48	6.9
23	ELLINGTON, Bruce	1-0	27	27.0	3-11	.273	0-4	.000	0-0	.000	1	1	2	2.0	3	0	1	2	0	0	6	6.0
01	WILLIAMS, Brenton	3-0	32	10.7	6-12	.500	2-5	.400	3-4	.750	0	3	3	1.0	2	0	1	5	0	5	17	5.7
24	HARRIS, Damontre	7-7	144	20.6	13-29	.448	0-0	.000	9-13	.692	15	19	34	4.9	14	0	0	3	10	3	35	5.0
30	JACKSON, Lakeem	7-3	149	21.3	13-23	.565	0-1	.000	7-12	.583	12	16	28	4.0	12	1	15	16	1	6	33	4.7
02	RICHARDSON, Brian	7-0	130	18.6	13-53	.245	5-34	.147	1-1	1.000	4	9	13	1.9	14	0	7	6	1	2	32	4.6
45	GEATHERS, Carlton	7-0	62	8.9	2-6	.333	0-0	.000	0-0	.000	2	15	17	2.4	8	0	0	1	8	0	4	0.6
Team											16	9	25				1					
Total.....		7	1400		162-395	.410	44-153	.288	73-109	.670	100	147	247	35.3	136	3	73	99	39	50	441	63.0
Opponents.....		7	1400		153-348	.440	50-111	.450	99-150	.660	70	152	222	31.7	120	-	91	95	27	47	455	65.0

TEAM STATISTICS	SC	OPP	Date	Opponent	Score	Att.
SCORING	441	455	11/11/11	WESTERN CAROLINA	w 75-50	9330
Points per game	63.0	65.0	11/15/11	at Elon	L 53-58	1589
Scoring margin	-2.0	-	11/20/11	TENNESSEE STATE	L 63-64	9045
FIELD GOALS-ATT	162-395	153-348	11/22/11	MISS. VALLEY STATE	w 61-57	6723
Field goal pct	.410	.440	11/25/11	vs NC	L 62-87	5567
3 POINT FG-ATT	44-153	50-111	11/26/11	vs Southern Cal	L 60-63	1798
3-point FG pct	.288	.450	12/1/11	PROVIDENCE COLLEGE	L 67-76	7476
3-pt FG made per game	6.3	7.1				
FREE THROWS-ATT	73-109	99-150				
Free throw pct	.670	.660				
F-Throws made per game	10.4	14.1				
REBOUNDS	247	222				
Rebounds per game	35.3	31.7				
Rebounding margin	+3.6	-				
ASSISTS	73	91				
Assists per game	10.4	13.0				
TURNOVERS	99	95				
Turnovers per game	14.1	13.6				
Turnover margin	-0.6	-				
Assist/turnover ratio	0.7	1.0				
STEALS	50	47				
Steals per game	7.1	6.7				
BLOCKS	39	27				
Blocks per game	5.6	3.9				
ATTENDANCE	32574	8954				
Home games-Avg/Game	4-8144	1-1589				
Neutral site-Avg/Game	-	2-3682				

* = Conference game

Score by Periods	1st	2nd	Totals
South Carolina	192	249	441
Opponents	227	228	455

2011-12 South Carolina Basketball
 South Carolina Team Game-by-Game Comparison (as of Dec 02, 2011)
 All games

Opponent	1st	2nd	Score	Mar	Total FG	FG Pct	3-Pointers	3FG Pct	Free Throws	FT Pct	Rebounds	Assist	T/Over	Block	Steal	Fouls
WESTERN CAROLINA	35/25	40/25	75-50	+25	30-59/17-47	.508/.362	5-12/6-18	.417/.333	10-17/10-16	.588/.625	37/29 +8	14/10	12/19	5/4	11/8	14/17
Elon	23/34	30/24	53-58	(5)	20-64/16-40	.313/.400	3-27/6-16	.111/.375	10-17/20-28	.588/.714	40/38 +2	6/9	7/14	2/3	9/1	24/18
TENNESSEE STATE	19/33	44/31	63-64	(1)	22-55/21-47	.400/.447	7-26/10-22	.269/.455	12-20/12-21	.600/.571	33/28 +5	13/15	16/13	7/1	5/9	21/23
MISS. VALLEY STATE	30/26	31/31	61-57	+4	19-48/20-49	.396/.408	6-18/7-17	.333/.412	17-25/10-16	.680/.625	36/30 +6	9/12	13/14	7/5	7/8	17/24
NC	32/45	30/42	62-87	(25)	23-55/31-67	.418/.463	9-23/8-16	.391/.500	7-12/17-30	.583/.567	43/35 +8	12/22	25/10	7/3	5/11	25/15
Southern Cal	26/30	34/33	60-63	(3)	22-42/24-48	.524/.500	8-17/7-11	.471/.636	8-8/8-12	1000/.667	18/28 (10)	10/7	13/10	4/1	4/6	16/13
PROVIDENCE COLLEGE	27/34	40/42	67-76	(9)	26-72/24-50	.361/.480	6-30/6-11	.200/.545	9-10/22-27	.900/.815	40/34 +6	9/16	13/15	7/10	9/4	19/10

Note: Game totals are displayed in the format TEAM/OPPONENT for each category

2011-12 South Carolina Basketball
 South Carolina Team High/Low Analysis (as of Dec 02, 2011)
 All games

South Carolina - TEAM GAME HIGHS

POINTS	75	WESTERN CAROLINA (11/11/11)
	67	PROVIDENCE COLLEGE (12/1/11)
	63	TENNESSEE STATE (11/20/11)
	62	vs NC (11/25/11)
	61	MISS. VALLEY STATE (11/22/11)
FIELD GOALS MADE	30	WESTERN CAROLINA (11/11/11)
	26	PROVIDENCE COLLEGE (12/1/11)
FIELD GOAL ATTEMPTS	72	PROVIDENCE COLLEGE (12/1/11)
	64	at Elon (11/15/11)
FIELD GOAL PERCENTAGE	.524 (22-42)	vs Southern Cal (11/26/11)
	.508 (30-59)	WESTERN CAROLINA (11/11/11)
3 PT FIELD GOALS MADE	9	vs NC (11/25/11)
	8	vs Southern Cal (11/26/11)
3 PT FG ATTEMPTS	30	PROVIDENCE COLLEGE (12/1/11)
	27	at Elon (11/15/11)
3 PT FG PERCENTAGE	.471 (8-17)	vs Southern Cal (11/26/11)
	.417 (5-12)	WESTERN CAROLINA (11/11/11)
FREE THROWS MADE	17	MISS. VALLEY STATE (11/22/11)
	12	TENNESSEE STATE (11/20/11)
FREE THROW ATTEMPTS	25	MISS. VALLEY STATE (11/22/11)
	20	TENNESSEE STATE (11/20/11)
FREE THROW PERCENTAGE	1.000 (8-8)	vs Southern Cal (11/26/11)
	.900 (9-10)	PROVIDENCE COLLEGE (12/1/11)
REBOUNDS	43	vs NC (11/25/11)
	40	PROVIDENCE COLLEGE (12/1/11)
	40	at Elon (11/15/11)
ASSISTS	14	WESTERN CAROLINA (11/11/11)
	13	TENNESSEE STATE (11/20/11)
STEALS	11	WESTERN CAROLINA (11/11/11)
	9	PROVIDENCE COLLEGE (12/1/11)
	9	at Elon (11/15/11)
BLOCKED SHOTS	7	PROVIDENCE COLLEGE (12/1/11)
	7	vs NC (11/25/11)
	7	MISS. VALLEY STATE (11/22/11)
	7	TENNESSEE STATE (11/20/11)
TURNOVERS	25	vs NC (11/25/11)
	16	TENNESSEE STATE (11/20/11)
FOULS	25	vs NC (11/25/11)
	24	at Elon (11/15/11)

2011-12 South Carolina Basketball
 South Carolina High/Low Analysis (as of Dec 02, 2011)
 All games

Opponent - GAME HIGHS

POINTS	87	vs NC (11/25/11)
	76	PROVIDENCE COLLEGE (12/1/11)
	64	TENNESSEE STATE (11/20/11)
	63	vs Southern Cal (11/26/11)
	58	at Elon (11/15/11)
	31	vs NC (11/25/11)
FIELD GOALS MADE	24	PROVIDENCE COLLEGE (12/1/11)
	24	vs Southern Cal (11/26/11)
FIELD GOAL ATTEMPTS	67	vs NC (11/25/11)
	50	PROVIDENCE COLLEGE (12/1/11)
FIELD GOAL PERCENTAGE	.500 (24-48)	vs Southern Cal (11/26/11)
	.480 (24-50)	PROVIDENCE COLLEGE (12/1/11)
3 PT FIELD GOALS MADE	10	TENNESSEE STATE (11/20/11)
	8	vs NC (11/25/11)
3 PT FG ATTEMPTS	22	TENNESSEE STATE (11/20/11)
	18	WESTERN CAROLINA (11/11/11)
3 PT FG PERCENTAGE	.636 (7-11)	vs Southern Cal (11/26/11)
	.545 (6-11)	PROVIDENCE COLLEGE (12/1/11)
FREE THROWS MADE	22	PROVIDENCE COLLEGE (12/1/11)
	20	at Elon (11/15/11)
FREE THROW ATTEMPTS	30	vs NC (11/25/11)
	28	at Elon (11/15/11)
FREE THROW PERCENTAGE	.815 (22-27)	PROVIDENCE COLLEGE (12/1/11)
	.714 (20-28)	at Elon (11/15/11)
REBOUNDS	38	at Elon (11/15/11)
	35	vs NC (11/25/11)
ASSISTS	22	vs NC (11/25/11)
	16	PROVIDENCE COLLEGE (12/1/11)
STEALS	11	vs NC (11/25/11)
	9	TENNESSEE STATE (11/20/11)
BLOCKED SHOTS	10	PROVIDENCE COLLEGE (12/1/11)
	5	MISS. VALLEY STATE (11/22/11)
TURNOVERS	19	WESTERN CAROLINA (11/11/11)
	15	PROVIDENCE COLLEGE (12/1/11)
FOULS	24	MISS. VALLEY STATE (11/22/11)
	23	TENNESSEE STATE (11/20/11)

2011-12 South Carolina Basketball
 South Carolina High/Low Analysis (as of Dec 02, 2011)
 All games

South Carolina - GAME LOWS

POINTS	53		at Elon (11/15/11)
	60		vs Southern Cal (11/26/11)
	61		MISS. VALLEY STATE (11/22/11)
	62		vs NC (11/25/11)
	63		TENNESSEE STATE (11/20/11)
FIELD GOALS MADE	19		MISS. VALLEY STATE (11/22/11)
	20		at Elon (11/15/11)
FIELD GOAL ATTEMPTS	42		vs Southern Cal (11/26/11)
	48		MISS. VALLEY STATE (11/22/11)
FIELD GOAL PERCENTAGE	.313	(20-64)	at Elon (11/15/11)
	.361	(26-72)	PROVIDENCE COLLEGE (12/1/11)
3 PT FIELD GOALS MADE	3		at Elon (11/15/11)
	5		WESTERN CAROLINA (11/11/11)
3 PT FG ATTEMPTS	12		WESTERN CAROLINA (11/11/11)
	17		vs Southern Cal (11/26/11)
3 PT FG PERCENTAGE	.111	(3-27)	at Elon (11/15/11)
	.200	(6-30)	PROVIDENCE COLLEGE (12/1/11)
FREE THROWS MADE	7		vs NC (11/25/11)
	8		vs Southern Cal (11/26/11)
FREE THROW ATTEMPTS	8		vs Southern Cal (11/26/11)
	10		PROVIDENCE COLLEGE (12/1/11)
FREE THROW PERCENTAGE	.583	(7-12)	vs NC (11/25/11)
	.588	(10-17)	WESTERN CAROLINA (11/11/11)
	.588	(10-17)	at Elon (11/15/11)
REBOUNDS	18		vs Southern Cal (11/26/11)
	33		TENNESSEE STATE (11/20/11)
ASSISTS	6		at Elon (11/15/11)
	9		MISS. VALLEY STATE (11/22/11)
	9		PROVIDENCE COLLEGE (12/1/11)
STEALS	4		vs Southern Cal (11/26/11)
	5		TENNESSEE STATE (11/20/11)
	5		vs NC (11/25/11)
BLOCKED SHOTS	2		at Elon (11/15/11)
	4		vs Southern Cal (11/26/11)
TURNOVERS	7		at Elon (11/15/11)
	12		WESTERN CAROLINA (11/11/11)
FOULS	14		WESTERN CAROLINA (11/11/11)
	16		vs Southern Cal (11/26/11)

2011-12 South Carolina Basketball
 South Carolina High/Low Analysis (as of Dec 02, 2011)
 All games

Opponent - GAME LOWS

POINTS	50	WESTERN CAROLINA (11/11/11)
	57	MISS. VALLEY STATE (11/22/11)
	58	at Elon (11/15/11)
	63	vs Southern Cal (11/26/11)
	64	TENNESSEE STATE (11/20/11)
FIELD GOALS MADE	16	at Elon (11/15/11)
	17	WESTERN CAROLINA (11/11/11)
FIELD GOAL ATTEMPTS	40	at Elon (11/15/11)
	47	WESTERN CAROLINA (11/11/11)
	47	TENNESSEE STATE (11/20/11)
FIELD GOAL PERCENTAGE	.362 (17-47)	WESTERN CAROLINA (11/11/11)
	.400 (16-40)	at Elon (11/15/11)
3 PT FIELD GOALS MADE	6	WESTERN CAROLINA (11/11/11)
	6	at Elon (11/15/11)
	6	PROVIDENCE COLLEGE (12/1/11)
3 PT FG ATTEMPTS	11	vs Southern Cal (11/26/11)
	11	PROVIDENCE COLLEGE (12/1/11)
3 PT FG PERCENTAGE	.333 (6-18)	WESTERN CAROLINA (11/11/11)
	.375 (6-16)	at Elon (11/15/11)
FREE THROWS MADE	8	vs Southern Cal (11/26/11)
	10	WESTERN CAROLINA (11/11/11)
	10	MISS. VALLEY STATE (11/22/11)
FREE THROW ATTEMPTS	12	vs Southern Cal (11/26/11)
	16	WESTERN CAROLINA (11/11/11)
	16	MISS. VALLEY STATE (11/22/11)
FREE THROW PERCENTAGE	.567 (17-30)	vs NC (11/25/11)
	.571 (12-21)	TENNESSEE STATE (11/20/11)
REBOUNDS	28	TENNESSEE STATE (11/20/11)
	28	vs Southern Cal (11/26/11)
ASSISTS	7	vs Southern Cal (11/26/11)
	9	at Elon (11/15/11)
STEALS	1	at Elon (11/15/11)
	4	PROVIDENCE COLLEGE (12/1/11)
BLOCKED SHOTS	1	TENNESSEE STATE (11/20/11)
	1	vs Southern Cal (11/26/11)
TURNOVERS	10	vs NC (11/25/11)
	10	vs Southern Cal (11/26/11)
FOULS	10	PROVIDENCE COLLEGE (12/1/11)
	13	vs Southern Cal (11/26/11)

2011-12 South Carolina Basketball
 South Carolina Player High/Low Analysis (as of Dec 02, 2011)
 All games

South Carolina - INDIVIDUAL GAME HIGHS

Points	21		COOKE, Malik vs Providence College (12/1/11)
	18		COOKE, Malik vs Miss. Valley State (11/22/11)
	18		SMITH, Eric vs Tennessee State (11/20/11)
	16		SMITH, Eric vs Providence College (12/1/11)
	16		LEONARD, Damien vs Miss. Valley State (11/22/11)
Field Goals Made	8		COOKE, Malik vs Providence College (12/1/11)
	7		HARRIS, Damontre vs Southern Cal (11/26/11)
Field Goal Att.	17		LEONARD, Damien at Elon (11/15/11)
	13		SMITH, Eric vs Providence College (12/1/11)
FG Pct (min 5 made)	.857	(6-7)	GILL, Anthony vs Western Carolina (11/11/11)
	.833	(5-6)	JACKSON, Lakeem vs Tennessee State (11/20/11)
3-Point FG Made	5		LEONARD, Damien vs NC (11/25/11)
	5		SMITH, Eric vs Tennessee State (11/20/11)
3-Point FG Att.	11		LEONARD, Damien vs NC (11/25/11)
	11		LEONARD, Damien at Elon (11/15/11)
3-Pt FG Pct (min 2 made)	1.000	(2-2)	COOKE, Malik vs NC (11/25/11)
	.714	(5-7)	SMITH, Eric vs Tennessee State (11/20/11)
Free Throws Made	10		COOKE, Malik vs Miss. Valley State (11/22/11)
	4		SLAWSON, RJ vs Providence College (12/1/11)
	4		GILL, Anthony vs NC (11/25/11)
	4		SLAWSON, RJ vs Tennessee State (11/20/11)
	4		HARRIS, Damontre at Elon (11/15/11)
	4		COOKE, Malik vs Western Carolina (11/11/11)
Free Throw Att.	12		COOKE, Malik vs Miss. Valley State (11/22/11)
	7		HARRIS, Damontre at Elon (11/15/11)
FT Pct (min 3 made)	1.000	(4-4)	SLAWSON, RJ vs Providence College (12/1/11)
	1.000	(3-3)	GILL, Anthony vs Southern Cal (11/26/11)
Rebounds	14		SLAWSON, RJ vs NC (11/25/11)
	10		HARRIS, Damontre at Elon (11/15/11)
	10		JACKSON, Lakeem vs Western Carolina (11/11/11)
Assists	5		JACKSON, Lakeem vs Western Carolina (11/11/11)
	4		JACKSON, Lakeem vs Southern Cal (11/26/11)
	4		COOKE, Malik vs NC (11/25/11)
	4		SMITH, Eric vs Western Carolina (11/11/11)
Steals	5		WILLIAMS, Brenton vs Western Carolina (11/11/11)
	4		COOKE, Malik vs Providence College (12/1/11)
Blocked Shots	4		SLAWSON, RJ vs NC (11/25/11)
	3		GEATHERS, Carlton vs Providence College (12/1/11)
	3		GEATHERS, Carlton vs Miss. Valley State (11/22/11)
	3		COOKE, Malik vs Tennessee State (11/20/11)
Turnovers	5		LEONARD, Damien vs NC (11/25/11)
	4		COOKE, Malik vs Providence College (12/1/11)
	4		JACKSON, Lakeem vs NC (11/25/11)
	4		SLAWSON, RJ vs NC (11/25/11)
	4		SMITH, Eric vs Miss. Valley State (11/22/11)
	4		JACKSON, Lakeem vs Tennessee State (11/20/11)
	4		SMITH, Eric vs Tennessee State (11/20/11)
	4		COOKE, Malik vs Tennessee State (11/20/11)
	4		WILLIAMS, Brenton vs Western Carolina (11/11/11)
Fouls	5		GILL, Anthony vs NC (11/25/11)
	5		COOKE, Malik at Elon (11/15/11)
	5		JACKSON, Lakeem at Elon (11/15/11)

2011-12 South Carolina Basketball
 South Carolina Opponent High/Low Analysis (as of Dec 02, 2011)
 All games

OPPONENT INDIVIDUAL GAME HIGHS

Points	28		Jones, Maurice vs Southern Cal (11/26/11)
	22		JOYNER, Terrence vs Miss. Valley State (11/22/11)
	21		Harrison Barnes vs NC (11/25/11)
	19		P.J. Hairston vs NC (11/25/11)
	18		HENTON, LaDontae vs Providence College (12/1/11)
	18		COLEMAN, Gerard vs Providence College (12/1/11)
	18		John Henson vs NC (11/25/11)
Field Goals Made	9		Jones, Maurice vs Southern Cal (11/26/11)
	8		John Henson vs NC (11/25/11)
	8		JOYNER, Terrence vs Miss. Valley State (11/22/11)
Field Goal Att.	15		Jones, Maurice vs Southern Cal (11/26/11)
	15		John Henson vs NC (11/25/11)
FG Pct (min 5 made)	.750	(6-8)	DEDMON, D vs Southern Cal (11/26/11)
	.667	(6-9)	HENTON, LaDontae vs Providence College (12/1/11)
3-Point FG Made	7		Jones, Maurice vs Southern Cal (11/26/11)
	5		P.J. Hairston vs NC (11/25/11)
3-Point FG Att.	8		P.J. Hairston vs NC (11/25/11)
	7		Jones, Maurice vs Southern Cal (11/26/11)
	7		COVINGTON, Robert vs Tennessee State (11/20/11)
3-Pt FG Pct (min 2 made)	1.000	(7-7)	Jones, Maurice vs Southern Cal (11/26/11)
	1.000	(3-3)	HENTON, LaDontae vs Providence College (12/1/11)
Free Throws Made	10		COLEMAN, Gerard vs Providence College (12/1/11)
	7		Harrison Barnes vs NC (11/25/11)
Free Throw Att.	13		COLEMAN, Gerard vs Providence College (12/1/11)
	10		Harrison Barnes vs NC (11/25/11)
FT Pct (min 3 made)	1.000	(6-6)	TROUTMAN, Lucas at Elon (11/15/11)
	1.000	(5-5)	COTTON, Bryce vs Providence College (12/1/11)
	1.000	(4-4)	JONES, Falando vs Miss. Valley State (11/22/11)
	1.000	(3-3)	HENTON, LaDontae vs Providence College (12/1/11)
	1.000	(3-3)	DEDMON, D vs Southern Cal (11/26/11)
Rebounds	10		Fuller, Aaron vs Southern Cal (11/26/11)
	9		COVINGTON, Robert vs Tennessee State (11/20/11)
Assists	14		Kendall Marshall vs NC (11/25/11)
	6		COUNCIL, Vincent vs Providence College (12/1/11)
	6		JONES, Falando vs Miss. Valley State (11/22/11)
	6		MILLER, Patrick vs Tennessee State (11/20/11)
Steals	6		Kendall Marshall vs NC (11/25/11)
	3		DEDMON, D vs Southern Cal (11/26/11)
	3		JONES, Falando vs Miss. Valley State (11/22/11)
	3		MILLER, Patrick vs Tennessee State (11/20/11)
	3		PETERS, Wil vs Tennessee State (11/20/11)
	3		COLE, Keaton vs Western Carolina (11/11/11)
Blocked Shots	7		DIXON, Bilal vs Providence College (12/1/11)
	2		GIPLAYE, Ron vs Providence College (12/1/11)
	2		CROSBY, Paul vs Miss. Valley State (11/22/11)
	2		TROUTMAN, Lucas at Elon (11/15/11)
	2		SMITHSON, Sam vs Western Carolina (11/11/11)
	2		BOGGS, Brandon vs Western Carolina (11/11/11)
Turnovers	5		COUNCIL, Vincent vs Providence College (12/1/11)
	5		SUMLER, Trey vs Western Carolina (11/11/11)
	5		COLE, Keaton vs Western Carolina (11/11/11)
Fouls	5		JOYNER, Terrence vs Miss. Valley State (11/22/11)
	5		JONES, Falando vs Miss. Valley State (11/22/11)

5	THORNTON, Kellen vs Tennessee State (11/20/11)
5	EDOMWONYI, Egheosa at Elon (11/15/11)
5	KING, Tawaski vs Western Carolina (11/11/11)