



2011-12 SOUTH CAROLINA BASKETBALL

OPENING TIP

Date: Wednesday, February 8, 2012
Tipoff: 8 p.m. ET
Location: Knoxville, Tenn.
Arena: Thompson-Boling Arena (21,678)
Series: Tennessee leads 35-23
Television: SEC Network (check local listings)
Talent: Clay Matvick (pxp), Kyle Macy (analyst)
Radio: Andy Demetra (pxp), Casey Manning (analyst)
 Gamecock Radio Network

GAME 23



**SOUTH CAROLINA
GAMECOCKS**
(9-13, 1-7 SEC)

- VS -

**TENNESSEE
VOLUNTEERS**
(11-12, 3-5 SEC)



Ranking: AP/Coaches (-/-)
Last Five: 1-4
Head Coach: Darrin Horn
Record at SC: 59-55 (4th)
Career Rec.: 170-103 (9th)
vs. UT: 0-8
SID: Emily Feeney

Stat Leaders (per game):
Points: Cooke (12.3)
Rebounds: Harris (5.3)
Assists: Ellington (2.5)
Career Rec.: Harris (2.4)
Steals: Cooke (1.8)

Ranking: AP/Coaches (-/-)
Last Five: 3-2
Head Coach: Cuonzo Martin
Record at UT: 11-12 (1st)
Career Rec.: 72-53 (4th)
vs. SC: 0-0
SID: Tom Satkowiak

Stat Leaders (per game):
Points: Golden (12.9)
Rebounds: Maymon (8.0)
Assists: Golden (4.6)
Blocks: Hall (0.9)
Steals: Maymon (0.9)

2011-12 SCHEDULE

DATE	OPPONENT (TV)	TIME/RESULT
Nov. 3	Kentucky Wesleyan* (SS)	W, 69-59
Nov. 11	Western Carolina (SS)	W, 75-50
Nov. 15	at Elon (SS)	L, 58-53
<i>Continental Tire Las Vegas Invitational</i>		
Nov. 20	Tennessee State (SS)	L, 64-63
Nov. 22	Mississippi Valley State (SS)	W, 61-57
Nov. 25	No. 1 North Carolina (ESPN2)	L, 87-62
Nov. 26	Southern California (ESPN3.com)	L, 63-60
<i>Big East/SEC Challenge</i>		
Dec. 1	Providence (ESPNU)	L, 76-67
Dec. 4	at Clemson (ESPNU)	W, 58-55
Dec. 13	Presbyterian (SS)	W, 66-58
Dec. 17	No. 2 Ohio State (ESPN)	L, 66-74
Dec. 21	Southeastern Louisiana (SS)	W, 62-43
Dec. 28	Wofford (CSS)	W, 57-45
Dec. 31	USC Upstate (SS)	W, 72-66
Jan. 3	SC State	W, 79-51
Jan. 7	at No. 2 Kentucky* (SECN)	L, 79-64
Jan. 10	Vanderbilt* (ESPNU)	L, 67-57
Jan. 14	No. 19/19 Florida* (CSS)	L, 79-65
Jan. 21	at Auburn* (SECN)	L, 63-52
Jan. 25	Alabama* (SECN)	W, 56-54
Jan. 28	at Ole Miss* (FSN)	L, 66-62
Feb. 2	at No. 12/11 Florida* (ESPN2)	L, 74-66
Feb. 4	No. 1/1 Kentucky* (ESPN)	L, 86-52
Feb. 8	at Tennessee* (SECN)	8 p.m.
Feb. 11	at Arkansas* (SECN)	1:30 p.m.
Feb. 15	Georgia* (CSS)	7 p.m.
Feb. 18	LSU* (SECN)	1:30 p.m.
Feb. 22	at Vanderbilt* (SECN)	8 p.m.
Feb. 25	Tennessee* (FSN)	8 p.m.
Feb. 29	Mississippi State* (SECN)	8 p.m.
March 3	at Georgia* (SECN)	1:30 p.m.
<i>SEC Tournament (New Orleans, La.)</i>		
March 8	First Round (SECN)	TBA
March 9	Quarterfinals (SECN)	TBA
March 10	Semifinals (ABC)	TBA
March 11	Finals (ABC)	TBA

All home games in **bold** | All times listed Eastern
 * indicates SEC contest | & indicates exhibition | **SS**-SportSouth |
SECN-SEC Network | **CSS**-CharterSports SE

PROBABLE STARTERS (BASED ON PREVIOUS GAME)

South Carolina	Ht.	Wt.	Yr.	Hometown	PPG	RPG	MPG
G - #23, Bruce Ellington	5-9	197	So.	Moncks Corner, S.C.	11.1	1.6	27.1
G - #32, Damien Leonard	6-4	192	Fr.	Greenville, S.C.	6.0	1.3	18.5
F - #13, Anthony Gill	6-8	235	Fr.	Charlotte, N.C.	8.4	5.0	25.0
F - #15, Malik Cooke	6-6	215	R-Sr.	Charlotte, N.C.	12.7	5.0	31.5
F - #24, Damontre Harris	6-9	226	So.	Fayetteville, N.C.	7.0	5.3	25.2
Tennessee	Ht.	Wt.	Yr.	Hometown	PPG	RPG	MPG
F - #5, Jarnell Stokes	6-8	250	Fr.	Memphis, Tenn.	8.9	7.9	24.3
F - #34, Jeronne Maymon	6-7	265	R-Jr.	Madison, Wisc.	11.9	8.0	26.5
G - #1, Josh Richardson	6-6	186	Fr.	Edmond, Okla.	2.8	1.3	16.5
G - #13, Skylar McBees	6-3	199	Jr.	Rutledge, Tenn.	6.2	1.1	19.3
G - #23, Cameron Tatum	6-7	193	R-Sr.	Lithonia, Ga.	8.2	3.7	28.7


CAROLINA QUICK HITS

- South Carolina is in its 104th season of basketball.
- The Gamecocks are led by fourth-year head coach Darrin Horn.
- The Gamecocks are in their 21st season of competition in the Southeastern Conference in 2012. Carolina owns a 128-200 all-time record in SEC play.
- South Carolina suffered an 86-52 loss to No. 1/1 Kentucky last Saturday. It was the second contest between the two schools this SEC season. Freshman guard Damien Leonard led the Gamecocks with a season high 19 points, hitting seven shots, including four from 3-point range. Sophomore forward Damontre Harris, in foul trouble early with three in the first nine minutes, blocked four shots, while senior forward Malik Cooke tallied three. Freshman forward Anthony Davis paced the Wildcats with 22 points and eight blocks.
- South Carolina continues a stretch of four out of five contests away from Colonial Life Arena when it travels to Tennessee and Arkansas this week. The Gamecocks will conclude the regular season with a stretch of four out of the last six regular season games in Columbia.
- In the SEC statistical standings South Carolina ranks second in rebounding defense (32.5), fifth in steals per game (6.9), tied for fifth in turnover margin (+1.0) and is third in the SEC in offensive rebounding (12.8).
- The Gamecocks have out-rebounded 12 of 22 opponents this season, including North Carolina, who leads the nation in rebounding margin at +11.6, and Kentucky (Jan. 7 contest), who ranks ninth in the category and leads the SEC with a +7.8 mark (as of Feb. 3 NCAA stats).
- Senior forward Malik Cooke ranks tied for fourth in the SEC (all games) with 1.9 steals per game.
- Over the course of the last five games, Cooke leads the Gamecocks with 11.6 points per game, while Harris' 5.6 rebounds and 3.8 blocks per outing are both team highs.
- Darrin Horn-led teams are 79-55 all-time in league play.
- South Carolina ranks fifth in the SEC and is among the nation's top 30 with 5.1 blocks per game. Sophomore forward Damontre Harris ranks 28th with 2.4 blocks per game, which is fifth in the SEC.
- In games it has won in 2011-12, South Carolina holds a +11.9 scoring margin over its opponents. To compare, in games it has lost, Gamecock opponents score 11.3 more points per game.
- South Carolina is 429-435-1 all-time in the month of February.
- South Carolina has scored more points in the paint than its opponent 11 times, and has scored more points off turnovers 13 times this season. The Gamecocks average 26.7 points in the paint and average 14.6 points off turnovers per contest.
- When South Carolina played No. 1 Kentucky on Feb. 4, it marked the fourth top-two opponent the Gamecocks faced this season, as the squad had previously played then-No. 1 North Carolina, then-No. 2 Ohio State and the Wildcats when they were ranked No. 2 in early January. Those three teams have an average RPI of 5.3, with Ohio State the highest at 4 (as of Feb. 6 RPI report).



SOUTH CAROLINA GAMECOCKS

OVERALL: 9-13; SEC: 1-7; HOME: 8-6; AWAY: 1-5; NEUTRAL: 0-2

1		BRENTON WILLIAMS - So. - G - 5-11 - 172 - Kissimmee, Fla. <table><tr><th>MIN</th><th>PTS</th><th>RBS</th><th>AST</th><th>FG%</th><th>3FG%</th><th>FT%</th></tr><tr><td>13.1</td><td>5.3</td><td>0.7</td><td>0.4</td><td>34.4</td><td>33.3</td><td>85.0</td></tr></table> <ul style="list-style-type: none">Junior college transfer from Santa Fe CollegeScored an impressive nine points, hitting three 3s, including two from several steps back from the line, vs. Florida on Jan. 14Played 16 minutes off the bench vs. Alabama; blocked one shotPosted season high with 15 points, hitting three 3s at Ole Miss; also 3 steals	MIN	PTS	RBS	AST	FG%	3FG%	FT%	13.1	5.3	0.7	0.4	34.4	33.3	85.0
MIN	PTS	RBS	AST	FG%	3FG%	FT%										
13.1	5.3	0.7	0.4	34.4	33.3	85.0										
2		BRIAN RICHARDSON - So. - G - 6-4 - 171 - Wilson, N.C. <table><tr><th>MIN</th><th>PTS</th><th>RBS</th><th>AST</th><th>FG%</th><th>3FG%</th><th>FT%</th></tr><tr><td>13.9</td><td>3.6</td><td>1.2</td><td>0.5</td><td>30.0</td><td>23.2</td><td>80.0</td></tr></table> <ul style="list-style-type: none">Tallied a season high 12 points vs. Southern Cal on Nov. 26Matched career high with two steals vs. Presbyterian on Dec. 13Was 2-of-3 from 3-point range vs. VanderbiltEarned first start of season vs. Florida on Jan. 14, scored seven pointsTallied five points at Florida on Feb. 2	MIN	PTS	RBS	AST	FG%	3FG%	FT%	13.9	3.6	1.2	0.5	30.0	23.2	80.0
MIN	PTS	RBS	AST	FG%	3FG%	FT%										
13.9	3.6	1.2	0.5	30.0	23.2	80.0										
5		ERIC SMITH - So. - G - 5-11 - 210 - Mullins, S.C. <table><tr><th>MIN</th><th>PTS</th><th>RBS</th><th>AST</th><th>FG%</th><th>3FG%</th><th>FT%</th></tr><tr><td>17.6</td><td>5.3</td><td>1.1</td><td>1.6</td><td>44.2</td><td>43.2</td><td>41.7</td></tr></table> <ul style="list-style-type: none">Sophomore point guard who has started 13 contests in 2011-12Scored with 25.9 seconds on the clock, crucial shot in victory at ClemsonTop game of the season, scored career high 18 points vs. Tenn StateFive games with at least eight points this season, including two double-digit scoring games (vs. Tennessee State and Providence)	MIN	PTS	RBS	AST	FG%	3FG%	FT%	17.6	5.3	1.1	1.6	44.2	43.2	41.7
MIN	PTS	RBS	AST	FG%	3FG%	FT%										
17.6	5.3	1.1	1.6	44.2	43.2	41.7										
13		ANTHONY GILL - Fr. - F - 6-8 - 235 - Charlotte, N.C. <table><tr><th>MIN</th><th>PTS</th><th>RBS</th><th>AST</th><th>FG%</th><th>3FG%</th><th>FT%</th></tr><tr><td>25.4</td><td>8.5</td><td>4.9</td><td>1.3</td><td>48.6</td><td>41.7</td><td>70.2</td></tr></table> <ul style="list-style-type: none">Freshman forward second on the team with 4.9 rebounds per gameKey contributor in win at Clemson; scoring five points in final five minutesSolid in win vs. Alabama; collected nine rebounds, 3 assistsScored 11 points at Florida on Feb. 2Averaging 8.4 points and 4.4 rebounds over the course of the last five games	MIN	PTS	RBS	AST	FG%	3FG%	FT%	25.4	8.5	4.9	1.3	48.6	41.7	70.2
MIN	PTS	RBS	AST	FG%	3FG%	FT%										
25.4	8.5	4.9	1.3	48.6	41.7	70.2										
15		MALIK COOKE - R-Sr. - F - 6-6 - 215 - Charlotte, N.C. <table><tr><th>MIN</th><th>PTS</th><th>RBS</th><th>AST</th><th>FG%</th><th>3FG%</th><th>FT%</th></tr><tr><td>31.4</td><td>12.3</td><td>4.9</td><td>1.9</td><td>42.4</td><td>30.9</td><td>79.5</td></tr></table> <ul style="list-style-type: none">Career high 24 pts. vs. USC Upstate; also 10 rbs. for 3rd career double-doubleLed team with 18 points in win vs. Alabama, while adding 2 assists and 2 stealsLeads team in overall games with 12.7 points per game; 11.9 in SEC playNeeds just 39 points to reach 1,000 for his careerRanks fourth in the SEC with 2.0 steals per game	MIN	PTS	RBS	AST	FG%	3FG%	FT%	31.4	12.3	4.9	1.9	42.4	30.9	79.5
MIN	PTS	RBS	AST	FG%	3FG%	FT%										
31.4	12.3	4.9	1.9	42.4	30.9	79.5										
23		BRUCE ELLINGTON - So. - G - 5-9 - 197 - Moncks Corner, S.C. <table><tr><th>MIN</th><th>PTS</th><th>RBS</th><th>AST</th><th>FG%</th><th>3FG%</th><th>FT%</th></tr><tr><td>26.9</td><td>10.6</td><td>1.7</td><td>2.5</td><td>36.1</td><td>35.6</td><td>68.4</td></tr></table> <ul style="list-style-type: none">Hit winning free throws vs. Clemson with 13.0 seconds on the clockPosted a season high 20 points vs. VanderbiltEarned first start of season vs. Florida on Jan. 14, led team in scoring with 17Leads team, averaging 11.6 points per game in league playScored with 1.3 seconds left on clock for game winner vs. Alabama; 12 points	MIN	PTS	RBS	AST	FG%	3FG%	FT%	26.9	10.6	1.7	2.5	36.1	35.6	68.4
MIN	PTS	RBS	AST	FG%	3FG%	FT%										
26.9	10.6	1.7	2.5	36.1	35.6	68.4										
24		DAMONTRE HARRIS - So. - F - 6-9 - 226 - Fayetteville, N.C. <table><tr><th>MIN</th><th>PTS</th><th>RBS</th><th>BLK</th><th>FG%</th><th>3FG%</th><th>FT%</th></tr><tr><td>25.3</td><td>6.9</td><td>5.3</td><td>2.4</td><td>53.6</td><td>0.0</td><td>77.5</td></tr></table> <ul style="list-style-type: none">Top offensive game of the season came in 15-point effort vs. So. Cal on Nov. 26Tied for team lead with 10 points in win at ClemsonCollected first-career double-double with 11 points and a game high 10 rebounds vs. Vanderbilt; also blocked one shot and collected one stealBlocked a career high six shots at Auburn, again at Florida	MIN	PTS	RBS	BLK	FG%	3FG%	FT%	25.3	6.9	5.3	2.4	53.6	0.0	77.5
MIN	PTS	RBS	BLK	FG%	3FG%	FT%										
25.3	6.9	5.3	2.4	53.6	0.0	77.5										
30		LAKEEM JACKSON - Jr. - F - 6-5 - 238 - Charlotte, N.C. <table><tr><th>MIN</th><th>PTS</th><th>RBS</th><th>AST</th><th>FG%</th><th>3FG%</th><th>FT%</th></tr><tr><td>18.8</td><td>3.9</td><td>3.1</td><td>1.6</td><td>50.0</td><td>0.0</td><td>37.0</td></tr></table> <ul style="list-style-type: none">Experienced junior who saw time early at the point guard position while Ellington was competing with the football teamPosted six points vs. #2 Ohio StateSolid in win over Wofford; six points, four assistsPlayed season high 32 min vs. SC State; 6 pts, 5 rbs, 3 assists, 2 blks, 2 steals	MIN	PTS	RBS	AST	FG%	3FG%	FT%	18.8	3.9	3.1	1.6	50.0	0.0	37.0
MIN	PTS	RBS	AST	FG%	3FG%	FT%										
18.8	3.9	3.1	1.6	50.0	0.0	37.0										
32		DAMIEN LEONARD - Fr. - G - 6-4 - 192 - Greenville, S.C. <table><tr><th>MIN</th><th>PTS</th><th>RBS</th><th>AST</th><th>FG%</th><th>3FG%</th><th>FT%</th></tr><tr><td>19.0</td><td>6.6</td><td>1.3</td><td>0.5</td><td>31.6</td><td>32.7</td><td>61.9</td></tr></table> <ul style="list-style-type: none">Top game of the season came in 16-point effort vs. MVSU, followed by a 15-point performance vs. top-ranked North CarolinaTallied team high 15 points, hitting three 3s at No. 2 UK, first career SEC gameHas started the last four games entering contest against TennesseePosted a season high 19 shots, hitting 7-of-16; four 3s vs. No. 1 UK on Feb. 4	MIN	PTS	RBS	AST	FG%	3FG%	FT%	19.0	6.6	1.3	0.5	31.6	32.7	61.9
MIN	PTS	RBS	AST	FG%	3FG%	FT%										
19.0	6.6	1.3	0.5	31.6	32.7	61.9										
33		RJ SLAWSON - So. - F - 6-8 - 207 - Charleston, S.C. <table><tr><th>MIN</th><th>PTS</th><th>RBS</th><th>BLK</th><th>FG%</th><th>3FG%</th><th>FT%</th></tr><tr><td>18.3</td><td>4.9</td><td>4.0</td><td>0.7</td><td>45.6</td><td>34.5</td><td>61.5</td></tr></table> <ul style="list-style-type: none">Named to Continental Tire Las Vegas Invitational All-Tournament TeamCollected first career double-double with 13 points and 14 rebounds vs. UNCFive points, six rebounds, one assist, one steal and one block at No. 2 KentuckyCollected 9 rebounds, including 6 offensive in just 15 minutes vs. Alabama	MIN	PTS	RBS	BLK	FG%	3FG%	FT%	18.3	4.9	4.0	0.7	45.6	34.5	61.5
MIN	PTS	RBS	BLK	FG%	3FG%	FT%										
18.3	4.9	4.0	0.7	45.6	34.5	61.5										
45		CARLTON GEATHERS - R-Fr. - 6-10 - 250 - Georgetown, S.C. <table><tr><th>MIN</th><th>PTS</th><th>RBS</th><th>BLK</th><th>FG%</th><th>3FG%</th><th>FT%</th></tr><tr><td>7.2</td><td>1.0</td><td>1.6</td><td>0.6</td><td>42.1</td><td>0.0</td><td>75.0</td></tr></table> <ul style="list-style-type: none">Has played well defensively, blocking an average of 0.6 shots per game; with season highs of three blocks vs. Mississippi Valley State and ProvidenceBlocked one shot vs. #2 Ohio StateScored four points and collected four rebounds vs. SE La. on Dec. 21Played an SEC season high 13 minutes vs. Ole Miss, 2 points, 2 rebounds	MIN	PTS	RBS	BLK	FG%	3FG%	FT%	7.2	1.0	1.6	0.6	42.1	0.0	75.0
MIN	PTS	RBS	BLK	FG%	3FG%	FT%										
7.2	1.0	1.6	0.6	42.1	0.0	75.0										

INTERVIEW POLICIES

All interview requests must be made in advance to SID Emily Feeney in the South Carolina Media Relations Office. Beginning with the start of practice in October, Feeney will release a weekly coach and player availability schedule to media no later than 9 a.m. each Monday morning during the season.

Post-Game Interview Policy: After each home game, the visiting coach will address the media first, followed by South Carolina head coach Darrin Horn and then South Carolina players. (Depending on deadline and during non-conference season, this may be altered on a game-by-game basis)

Road Interview Policy: Interviews with Coach Horn while on the road will be scheduled according to the home post-game media procedure. No player interviews are allowed until after the game once the team leaves Columbia.

All interviews are to be coordinated through the Media Relations Office. This allows the staff to arrange the interview when it best suits the student-athlete's and the reporter's schedules. Please contact the Media Relations Office in advance to make your interview requests. Media are not permitted to contact student-athletes on their own at any time.

All interviews will take place at the designated media interview site for that day as listed in the weekly availability schedule or in the Media Relations Office.

Dormitory, apartment and cell phone numbers for student-athletes will not be provided to the media. Should you need to conduct a telephone interview with a student-athlete, a call will be placed to you from the student-athlete at a mutually agreeable time.

SOUTH CAROLINA MEDIA RELATIONS

Emily Feeney, primary contact

Assistant Director

cell: 803-727-3284

e-mail: efeeney@mailbox.sc.edu

Website: www.GamecocksOnline.com

Facebook: www.Facebook.com/gamecocksonline

Twitter: @GamecockMBB

2011-12 STAT COMPARISON

	SC	TENNESSEE
Record	9-13	11-12
Conference Record	1-7	3-5
Current Streak	L3	W1
Scoring Avg.	62.5	68.6
Opponent Scoring Avg.	64.3	65.9
Scoring Margin	-1.8	+2.7
Field Goal %	.413	.438
Opponent Field Goal %	.445	.421
3-Point Field Goal %	.332	.353
Opponent 3-Point Field Goal %	.383	.347
3-Point Field Goal Made PG	6.6	7.1
3-Point Field Goal Attempts PG	19.9	20.0
Free Throw %	.695	.692
Opponent Free Throw %	.667	.704
Rebounding Avg.	32.0	36.7
Opponent Rebounding Avg.	32.5	33.3
Rebounding Margin	-0.6	+3.3
Turnovers Avg.	13.0	13.8
Opponent Turnover Avg.	14.0	12.0
Assists Avg.	10.1	12.8
Blocks Avg.	5.1	4.5
Steals Avg.	6.9	5.7

WEEKLY MEDIA AVAILABILITY (FEB. 5-11)

SUNDAY Feb. 5	MONDAY Feb. 6	TUESDAY Feb. 7	WEDNESDAY Feb. 8	THURSDAY Feb. 9	FRIDAY Feb. 10	SATURDAY Feb. 11
No Availability	SEC Teleconf. Horn at 11:14 am ET	Availability 2:30 p.m. Practice Facility	at Tennessee 8 p.m. ET SECN	No Availability	Availability 2:30 p.m. Practice Facility	at Arkansas 1:30 p.m. ET SECN

* All practices are closed * please contact SID Emily Feeney for all media requests

A SOUTH CAROLINA WIN WOULD ...

- Be Carolina's first in Knoxville since a 94-60 victory on Jan. 23, 2002
- Snap a three-game losing streak for Carolina

BY THE NUMBERS

11.0 - In eight SEC games this season, South Carolina has taken just 88 free throws, an average of 11.0 per game. To compare, Gamecock opponents have taken 158 free throws, an average of 19.8 per game.

17.0 - Freshman guard Damien Leonard posted a season high 19 points vs. Kentucky last Saturday. Against the No. 1 ranked team in the country - the Gamecocks also played then-No.1 North Carolina earlier this season - Leonard is averaging 17.0 points per game, and is shooting an impressive 47.4 percent from 3-point range.

45.0% - South Carolina's 45.0 percent (9-20) from 3-point range vs. Kentucky marked an SEC season high for the Gamecocks in the category.

44.6% - Carolina's 44.6 percent (25-56) from the floor vs. Florida on Feb. 2, marked an SEC season high for the Gamecocks in the category.

12 - Damontre Harris has blocked at least two shots in 12 games this season.

SCOUTING TENNESSEE

Tennessee enters Wednesday's contest having won two of its last three games, including a 73-62 victory over Georgia last Saturday ... UT is 3-5 in SEC games this season ... The Vols enter Wednesday's contest having won 10 of 13 games at home this season, including last Month's 60-57 win over No. 11 UConn ... Tennessee has seven players that average 6.2 points per game or higher ... Sophomore guard Trae Golden paces the squad with 12.9 points per game and ranks third in the SEC with 4.7 assists per outing ... On the boards, R-junior forward Jeronne Maymon collects 8.0 boards per game, including 8.4 in league games, which ranks fifth in the SEC.

TENNESSEE SERIES INFORMATION

■ Tennessee holds a 35-23 advantage in the all-time series vs. South Carolina, including a 21-7 mark in games played in Knoxville.

■ UT has won nine straight in the series.

■ South Carolina's last win in the series came in an 81-64 home win on Feb. 17, 2007.

UP NEXT

The Gamecocks continue SEC play when they travel to Arkansas on Saturday for a 1:30 p.m. ET matchup against the Razorbacks. The game will be televised on the SEC Network.

COOKE LEADS BY EXAMPLE

■ Senior forward Malik Cooke has been one of Carolina's most consistent players in several statistical columns in 2011-12. The Charlotte, N.C., native has tallied 15 double-figure scoring games, 14 games with at least two assists, 11 games with at least five rebounds and 14 games with at least two steals. He leads the Gamecocks in points, scoring average, field goal attempts, free throw attempts and free throws made, in steals and in minutes per game.

STATISTICAL TRENDS, WINS AND LOSSES

■ Below is a breakdown of some key statistical categories in South Carolina wins and losses:

Wins		Losses
65.1	Scoring Avg.	60.7
43.4	FG Percent	40.0
38.8	FG Percent Defense	48.4
36.5	3FG Percent	31.3
30.9	3FG Percent Defense	43.9
+2.2	Rebounding Margin	-2.5
12.2	Free Throw Attempts/game	8.9
11.3	Assists/game	9.3

DISTRIBUTION IN THE NUMBERS

■ South Carolina has several players making a significant impact in several various categories. Only senior forward Malik Cooke (12.3) and sophomore guard Bruce Ellington (10.6) average double-digit points, but three others average at least 6.6 points per game. Similarly, sophomore forward Damontre Harris leads the team with 5.3 rebounds per game, but three others average at least 4.0 boards per outing. Same with assists, as five have tallied at least 30 this season, led by Cooke's 41 (Ellington leads assists per game with 2.5).

TREND SETTING

Gamecock trends under Darrin Horn ...

■ South Carolina is 22-11 when collecting at least 10 steals in a contest.

- South Carolina collected a season high 12 steals vs. Ole Miss last Saturday.

■ The Gamecocks are 23-17 when blocking at least seven shots in a game.

- The Gamecocks average 5.1 blocks per game this season; Carolina has blocked a season high seven shots nine times.

■ South Carolina is 55-16 when holding its opponents under 45% shooting from the field.

- South Carolina has held 11 opponents, to under 45% shooting from the field in 2011-12.

■ Carolina is 32-13 when out-rebounding its opponent.

- The Gamecocks have out-rebounded 12 of 22 opponents this season, including a 43-35 mark vs. UNC.

SEASON NOTABLES

■ Behind freshman forward Anthony Gill's 14-point performance, the Gamecocks earned a 69-59 victory over D-II powerhouse Kentucky Wesleyan in the lone exhibition of the season on Nov. 3. Senior forward Malik Cooke chipped in 11 points and sophomore forward RJ Slawson added 10, while collecting a team-best nine rebounds.

■ South Carolina earned a 75-50 victory over Western Carolina in the season opener on Nov. 11. Freshman forward Anthony Gill paced Carolina with 14 points, while sophomore guard Brenton Williams impressed, scoring 13 points on 5-of-8 shooting from the floor, while collecting five steals.

► ASSOCIATED PRESS TOP 25

Feb. 6, 2012

Rk.	Team	Record	Pts.
1	Kentucky (63)	23-1	1,623
2	Syracuse (2)	23-1	1,553
3	Ohio State	20-3	1,493
4	Missouri	21-2	1,415
5	North Carolina	20-3	1,352
6	Baylor	21-2	1,318
7	Kansas	18-5	1,170
8	Florida	19-4	1,066
9	Murray State	23-0	1,055
10	Duke	19-4	1,037
11	Michigan State	18-5	1,032
12	Georgetown	18-4	919
13	San Diego State	20-3	728
14	UNLV	21-4	702
15	Florida State	16-6	694
16	Saint Mary's	22-2	635
17	Creighton	21-3	600
18	Marquette	19-5	469
19	Virginia	18-4	448
20	Mississippi State	18-5	401
21	Wisconsin	18-6	384
22	Michigan	17-7	253
23	Indiana	18-6	227
24	Louisville	18-5	112
25	Harvard	20-2	105

Others receiving votes: Notre Dame 83, Iowa State 71, Southern Miss 51, Temple 41, Gonzaga 35, Wichita State 31, Long Beach State 6, New Mexico 5, Kansas State 3, Iona 2, Cleveland State 2, Vanderbilt 2, Brigham Young 1, Miami (FL) 1

Dropped from rankings: Gonzaga 24, Vanderbilt 25

► ESPN/USA TODAY TOP 25

Feb. 6, 2012

Rk.	Team	Record	Pts.
1	Kentucky (31)	23-1	775
2	Syracuse	23-1	740
3	Ohio State	20-3	715
4	Missouri	21-2	673
5	North Carolina	20-3	639
6	Baylor	21-2	635
7	Florida	19-4	536
9	Murray State	23-0	536
9	Duke	19-4	525
10	Kansas	18-5	480
11	Georgetown	18-4	454
12	Michigan State	18-5	444
13	Saint Mary's	22-2	382
14	San Diego State	20-3	332
15	Creighton	21-3	316
16	UNLV	21-4	302
17	Florida State	16-6	247
18	Mississippi State	18-5	241
19	Marquette	19-5	239
20	Virginia	18-4	192
21	Harvard	20-2	153
22	Wisconsin	18-6	133
23	Indiana	18-6	93
23	Louisville	18-5	93
25	Michigan	17-7	79

Others receiving votes: Notre Dame 19, Gonzaga 14, New Mexico 13, Iowa State 10, Nevada 9, Southern Miss 9, Long Beach State 8, Middle Tennessee 6, Connecticut 6, Temple 6, Vanderbilt 5, California 5, Wichita State 5, Virginia Commonwealth 2, Saint Louis 2, Cleveland State 1, Drexel 1



SOUTHEASTERN CONFERENCE STANDINGS

Team	Conference	Overall
Kentucky	9-0	23-1
Florida	7-1	19-4
Mississippi State	5-3	18-5
Vanderbilt	5-3	16-7
Alabama	4-4	15-7
Arkansas	4-4	16-7
Ole Miss	4-4	14-8
LSU	3-5	13-9
Tennessee	3-5	11-12
Auburn	3-6	13-10
Georgia	1-7	10-12
South Carolina	1-7	9-13

COACHES TELECONFERENCE

The weekly SEC men's basketball coaches teleconference is scheduled for every Monday Jan. 4 - March 5.

The 12 Southeastern Conference men's head basketball coaches will be featured from 10:00 - 11:17 a.m. (CT).

Media representatives wishing to participate in the teleconference should contact the SEC Media Relations Department for further details. Each coach will appear on the teleconference for seven minutes, according to the following schedule:

Order of Appearance (All Times Central)

10:00 a.m. Kevin Stallings, Vanderbilt
 10:07 a.m. Billy Donovan, Florida
10:14 a.m. Darrin Horn, South Carolina
 10:21 a.m. Mark Fox, Georgia
 10:28 a.m. Trent Johnson, LSU
 10:35 a.m. John Calipari, Kentucky
 10:42 a.m. Cuonzo Martin, Tennessee
 10:49 a.m. Mike Anderson, Arkansas
 10:56 a.m. Anthony Grant, Alabama
 11:03 a.m. Tony Barbee, Auburn
 11:10 a.m. Andy Kennedy, Ole Miss
 11:17 a.m. Rick Stansbury, Miss. State

In addition, the SEC men's basketball teams who make it to postseason will be on a teleconference on Monday, March 15 beginning at 10:00 a.m. CT.

All SEC basketball teleconferences can be listened to on the internet at www.secsports.com starting at 1:00 p.m. CT.

SOUTH CAROLINA BENCH PRODUCTION

GAME	SC-OPP	DIFF.	SC HIGH BENCH SCORER
Western Car.	38-16	+22	Williams (13)
at Elon	15-16	-1	Smith (6)
Tenn. State	29-22	7	Smith (18)
Miss. Val. St.	7-11	-4	Slawson (4)
vs. UNC	19-30	-11	Slawson (14)
vs. SoCal	25-4	+21	Richardson (12)
Providence	23-10	+13	Slawson (8)
at Clemson	20-16	+4	Richardson/Ellington (9)
Presbyterian	27-9	+18	Ellington (15)
Ohio State	19-11	+8	Ellington (8)
SE Louisiana	18-23	-5	Leonard (8)
Wofford	40-2	+38	Ellington (17)
USC Upstate	30-16	+14	Williams (11)
SC State	37-10	+27	Ellington/Leonard/Slawson (9)
at Kentucky	28-11	+17	Leonard (15)
Vandy	26-19	+7.0	Ellington (20)
Florida	14-14	-	Williams (9)
at Auburn	20-20	-	Williams/Leonard (6)
Alabama	6-20	-14	Slawson (4)
at Ole Miss	17-15	+2	Williams (15)
at Florida	16-11	+5	Williams (8)
Kentucky	10-19	-9	Williams (3)
at Tennessee			
at Arkansas			
Georgia			
LSU			
at Vandy			
Tennessee			
Miss. State			
at Georgia			

SPECIALTY STATS

(PP) points in paint; (OT) points off turnovers; (2nd) second chance points; (FB) fast break points

(South Carolina-Opponent)

GAME	PP	OT	2ND	FB
Western Car.	46-18	22-15	20-9	19-10
at Elon	26-10	8-2	10-7	6-0
Tenn. State	24-14	15-14	9-11	11-6
Miss. Val. St.	22-18	17-15	14-3	13-8
vs. UNC	20-44	8-28	16-16	0-16
vs. SoCal	24-26	12-18	9-17	2-4
Providence	36-34	14-19	21-11	4-16
at Clemson	26-22	13-9	9-8	0-4
Presbyterian	34-26	20-10	12-10	19-4
Ohio State	28-38	16-15	11-19	4-8
SE Louisiana	22-16	30-6	15-10	3-3
Wofford	18-18	11-18	8-8	2-6
USC Upstate	32-28	10-19	16-17	6-8
SC State	32-16	19-7	6-12	6-6
at Kentucky	26-48	16-10	15-4	0-12
Vandy	24-14	14-9	14-12	2-8
Florida	24-26	11-22	16-14	12-13
at Auburn	20-24	19-28	14-13	2-10
Alabama	32-34	10-8	13-13	6-8
at Ole Miss	28-30	19-16	14-12	12-10
at Florida	30-30	17-21	14-17	2-2
Kentucky	14-42	1-8	8-19	10-9
at Tennessee				
at Arkansas				
Georgia				
LSU				
at Vandy				
Tennessee				
Miss. State				
at Georgia				
SC Total	588	322	284	141
SC Average	26.7	14.6	12.9	6.4
Opp Total	576	317	262	171
Opp Average	26.2	14.4	11.9	7.8

UNIVERSITY INFORMATION

Location	Columbia, S.C.
Founded	1801
Enrollment	29,957
Nickname	Gamecocks
Colors	Garnet (PMS 202) and Black
National Affiliation	NCAA Division I
Conference	Southeastern (SEC)
Athletics Web Address	www.GamecocksOnline.com
University Web Address	www.sc.edu
President	Dr. Harris Pastides
NCAA Representative	Dr. Zach Kelehear
Athletics Director	Eric Hyman
Basketball Administrator/Executive Associate AD	Kevin O'Connell

BASKETBALL STAFF/INFORMATION

Head Coach	Darrin Horn
Alma Mater	Western Kentucky, '95
Record At South Carolina/Seasons	59-55 (.517), 22-34 SEC/4th season
Overall Record/Seasons	170-103 (.622)/9th season
Assistant Coaches	Neill Berry (Southeastern Louisiana, '03) Michael Boynton Jr. (South Carolina, '04) Cypheus Bunton (Western Kentucky, '95)
Director of Basketball Operations	Justin Phelps (Kent State, '06)
Strength & Conditioning Coach	Irele Oderinde (Western Kentucky, '03)
Athletic Trainer	Mark Rodger (Buffalo, '01)
Home Arena	Colonial Life Arena
Capacity	18,000
Arena General Manager	Lexie Boone
Press Row Phone Number	803-777-6182

BASKETBALL HISTORY

First Year of Basketball	1908
All-Time Record	1,295-1,142-1 (.532)
Overall Postseason Record	25-18
NCAA Tournament Appearances	1971, 1972, 1973, 1974, 1989, 1997, 1998, 2004
NCAA Tournament Record	4-9
Last NCAA Tournament Appearance	2004, L vs. Memphis, 59-43
NIT Appearances	1969, 1975, 1978, 1983, 1991, 1996, 2001, 2002, 2005, 2006, 2009
NIT Record	21-9
Last NIT Appearance	2009, L vs. Davidson, 70-63
Conference Championships	1970 ACC, 1997 SEC, 2009 SEC East Co-Champs
Conference Tournament Titles	1934 SoCon, 1971 ACC

TEAM INFORMATION

2010-11 Record	14-16
Southeastern Conference Record/Finish	5-11/6th SEC East
Postseason	NA
Letterwinners Returning/Lost	7/4
Starters Returning/Lost	4/1
Newcomers	3
Roster Breakdown	1 senior, 1 junior, 6 sophomores, 3 freshmen
Returning Scoring	1,285 of 2,027 (63.3%)
Returning Field Goals	468 of 741 (63.1%)
Returning Rebounding	720 of 1,144 (69.0%)
Returning Assists	259 of 327 (79.2%)
Returning Minutes	4,128 of 6,100 (67.6%)

MEDIA RELATIONS

Asst. Media Relations Director/Men's Basketball Contact	Emily Feeney
Feeney's email	efeeney@mailbox.sc.edu
Feeney's office phone	803-777-7743
Website	GamecocksOnline.com

2011-12 SOUTH CAROLINA ROSTER

No.	Name	Pos.	Ht.	Wt.	Cl.	Exp.	Hometown (High/Last School)
1	Brenton Williams	G	5-11	172	SO	JC	Kissimmee, Fla. (Osceola High School)
2	Brian Richardson	G	6-4	171	SO	1VL	Wilson, N.C. (Greenfield School)
5	Eric Smith	G	5-11	210	SO	1VL	Mullins, S.C. (Christ School)
12	Shane Phillips*	G	5-10	170	JR	HS	Wheeling, W. Va. (Wheeling Central)
13	Anthony Gill	F	6-8	235	FR	HS	Charlotte, N.C. (Charlotte Christian School)
15	Malik Cooke	F	6-6	215	RS SR	3VL	Charlotte, N.C. (Christ School)
23	Bruce Ellington	G	5-9	197	SO	1VL	Moncks Corner, S.C. (Berkeley)
24	Damontre Harris	F	6-9	226	SO	1VL	Fayetteville, N.C. (Trinity Christian)
30	Lakeem Jackson	SF	6-5	238	JR	2VL	Charlotte, N.C. (Christ School)
32	Damien Leonard	G	6-4	192	FR	HS	Greenville, S.C. (J.L. Mann)
33	RJ Slawson	F	6-8	207	SO	1VL	Charleston, S.C. (Fort Dorchester)
35	Alex Irwin*	F	6-4	170	JR	HS	Richmond, Va. (Woodberry Forest)
45	Carlton Geathers	F	6-10	250	RS FR	HS	Georgetown, S.C. (Carvers Bay)

* denotes walk-on

Head Coach: Darrin Horn | **Assistant Coaches:** Neill Berry, Mike Boynton Jr., Cypheus Bunton |
Director of Basketball Operations: Justin Phelps | **Strength & Conditioning Coach:** Irele Oderinde |
Athletic Trainer: Mark Rodger

■ South Carolina first-year players (Gill, Leonard, Williams, Geathers) accounted for 36 points vs. Western Carolina on Nov. 11. Gill paced the group with 14 points.

■ Carolina's 12 3-point field goal attempts versus Western Carolina ranked as the second-fewest in the Darrin Horn era. The Gamecocks have attempted just 12 on six occasions, with the previous time in a 74-61 win over Delaware State on Dec. 1, 2010. Under Horn, the fewest attempts by Carolina in a game is 10, which has happened three times.

■ South Carolina sophomore guard Eric Smith tallied a career high 18 points in just 18 minutes vs. Tennessee State on Nov. 20. The Mullins, S.C., native hit 6-of-10 from the floor, including a stellar 5-of-7 from 3-point range. Smith's previous career high was nine points.

■ Senior forward Malik Cooke paced the Gamecocks with 18 points against Mississippi Valley State on Nov. 22, including a stellar 10-of-12 mark from the free throw line. Both his free throws made and attempted were career highs for the Charlotte, N.C., native.

■ South Carolina rallied from an 11-point deficit with 6:36 to go against MVSU, out-scoring the Delta Devils 22-7 over the final minutes for the win. The Gamecocks converted on six MVSU turnovers for 12 points down the stretch, using solid half-court pressure to force the giveaways.

■ Sophomore forward RJ Slawson had a career night against top-ranked North Carolina on Nov. 25, posting career highs with 13 points, 14 rebounds and four blocks. It was the most rebounds in a game for South Carolina since Sam Muldrow collected 14 vs. Vanderbilt on Jan. 8, 2011.

■ South Carolina concluded play in the Continental Tire Las Vegas Invitational with a 63-60 loss to Southern California on Nov. 26. Sophomore forward Damontre Harris led the Gamecocks with a career high 15 points in the contest.

■ Three Gamecocks registered season highs competing in Las Vegas. Slawson's career high 13 points vs. UNC, sophomore guard Brian Richardson's season high 12 points vs. Southern Cal, and sophomore forward Damontre Harris' career high 15 points against the Trojans.

■ R-senior forward Malik Cooke tallied a game-high 21 points vs. Providence on Dec. 1, just one point shy of matching his career high.

■ Sophomore guard Bruce Ellington posted the winning point on two clutch free throws with 13.0 seconds on the clock, and R-senior forward Malik Cooke sealed the win with a pair of free throws with 6.7 on the clock in a 58-55 victory at Clemson on Dec. 4. Sophomore guard Eric Smith also sank a crucial jumper with 25.9 on the clock to propel the Gamecocks to their first win at Clemson since the 2003 campaign.

■ South Carolina earned its second-consecutive win with a 66-58 victory over Presbyterian on Dec. 13 at Colonial Life Arena. Sophomore guard Bruce Ellington led three Gamecocks in double figures with 15 points on the night. It marked his best all-around performance since his return to the court from the football field, as Ellington also dished three assists and collected one steal.

■ South Carolina used 54.2 percent shooting in the opening half to hold a 33-29 lead over No. 2 Ohio State at halftime on Dec. 17 at Colonial Life Arena, however, the Buckeyes rallied around a 20-point second-half effort from Deshaun Thomas to rally for a 74-66 win over the Gamecocks.

■ South Carolina senior forward Malik Cooke battled through an eye injury versus No. 2 Ohio State to match a then-season high with 21 points, including an impressive 9-of-10 effort from the charity stripe in the contest. Despite only playing 13 minutes in the second half due to lengthy breaks to tend to a cut above his eye, Cooke matched freshman forward Anthony Gill for a team-best 11 points in the set, including a 7-of-8 performance from the free throw line.

■ Senior forward Malik Cooke and freshman forward Anthony Gill led the Gamecocks with 14 points each in a 62-43 win over SE Louisiana on Dec. 21 in the final game before the break for the holiday. Cooke also posted team highs with three assists, two blocks and four steals.

■ SE Louisiana's 26 turnovers on Dec. 21 marked the second-most by a Gamecock opponent under the direction of Darrin Horn. The most opponent giveaways under Horn was 34 by NC Central on Dec. 16, 2008. It also marked a South Carolina opponent record for turnovers in a contest.

■ Paced by Bruce Ellington's season high 17 points and Damien Leonards 14 points in 16 minutes, South Carolina earned a 57-45 victory over intrastate rival Wofford on Dec. 28 at Colonial Life Arena in the first game following the break for the holiday. South Carolina hit a season high 11 3s in the contest, including five

by Ellington and four from Leonard.

■ Sophomore forward Damontre Harris matched his career high with five blocks vs. Wofford. At the time, his season total of 26 blocks in 12 games (2.2 per game) matches his total from last season, which he posted in 29 games (0.9 per game).

■ Paced by Malik Cooke's double-double and career high 24 points, the Gamecocks earned a 72-66 victory versus intrastate foe USC Upstate on Saturday. South Carolina, without Bruce Ellington in the contest as he prepared for the Capital One Bowl in Orlando, surpassed the 70-point plateau for the first time since a 75-point performance vs. Western Carolina in the season opener.

■ Sophomore guard Brenton Williams, who has played sparingly since a left knee injury on Nov. 20 vs. Tennessee State, stepped into the lineup vs. USC Upstate, playing 20 minutes and scoring 11 points vs. the Spartans. The 20 minutes for Williams marked a season high.

■ South Carolina scored a season high 79 points vs. SC State on Jan. 3, with redshirt-senior Malik Cooke and sophomore Damontre Harris leading the way with 11 points each. Four other Gamecocks registered at least eight points in the win, including sophomore RJ Slawson with nine points and a team high nine rebounds.

■ South Carolina shot just 25% in the first half, which allowed Kentucky to hold a 34-18 lead at halftime, as the second-ranked Wildcats earned a 79-64 victory in the SEC opener for both schools at Rupp Arena on Jan. 7. Freshman guard Damien Leonard led Carolina in scoring for the first time in his career, posting 15 points, including 12 in the second half. UK's Terrence Jones led all scorers with 20 points, while Wildcat freshman forward Anthony Davis added 12 points, 10 rebounds and seven blocks.

■ Another poor shooting performance in the first half for the Gamecocks, as the squad hit just 19 percent from the floor, led to Vanderbilt holding a halftime lead that it would not relinquish in the second half, as Carolina fell to 0-2 in the SEC after a 67-57 loss to the Commodores on Tuesday. Sophomore guard Bruce Ellington tallied a season high 20 points, including 18 in the second half, to lead the Gamecocks.

■ Sophomore forward Damontre Harris collected the first double-double of his career with 11 points and 10 rebounds against Vanderbilt. Harris had two previous double-figure rebounding games in his career and three double-figure point games, but had never put up double-figures in the categories in the same game.

■ South Carolina suffered a 79-65 loss in Columbia to No. 19 Florida on Jan. 14. The Gators had six reach double-digit points in the contest, while the Gamecocks inside duo of Anthony Gill and Damontre Harris both struggled with foul trouble throughout the game. The teams hit a combined 21 3-point baskets in the contest, with UF guard Kenny Boynton and South Carolina point guard Bruce Ellington both hitting four from beyond the arc.

■ South Carolina suffered a 63-52 loss at Auburn on Jan. 21. The Gamecocks held a 28-24 lead at halftime, but poor shooting until the later part of the second half and 23 turnovers in the contest saw the Gamecocks drop the road contest. Auburn scored 28 points off of South Carolina turnovers. Sophomore forward Damontre Harris blocked a career high six shots in the game.

■ South Carolina earned its first SEC victory of the season when it snapped a four-game losing streak with a 56-54 victory over Alabama at Colonial Life Arena on Wednesday. Sophomore guard Bruce Ellington's layup with 1.3 seconds on the clock propelled the Gamecocks to victory. Fifth-year senior forward Malik Cooke paced the Gamecocks with 18 points, marking the eighth time this season he has led, or shared the team lead, in scoring this season. Sophomore forward Damontre Harris and Ellington both contributed 12 points each in the win.

■ Despite a game high 17 points from senior forward Malik Cooke, South Carolina suffered a 66-62 loss at Ole Miss last Saturday. The game was close throughout, as neither team led by more than seven points in the second half. Ole Miss' Terrance Henry hit a 3 with 17.5 on the clock which gave the Rebels the deciding four-point advantage. Sophomore forward Damontre Harris played just 16 minutes due to foul trouble.

■ South Carolina's 12 steals vs. Ole Miss marked a season high.

■ South Carolina was unable to overcome a first-half double-digit deficit in a 74-66 loss at No. 12/11 Florida on Thursday night in Gainesville. Sophomore forward Damontre Harris had an impressive night, matching a career high with six blocks, while adding 12 points and a team-best nine rebounds. Sophomore guard Bruce Ellington led Carolina with 15 points.

ELLINGTON SCHEDULE

Sophomore guard Bruce Ellington missed just the Dec. 31 men's hoops contest vs. USC Upstate, as he traveled following the Dec. 28 men's basketball contest vs. Wofford to join the Gamecock football team in Orlando for the Capital One Bowl. In the 30-13 South Carolina victory over Nebraska in the Jan. 2 bowl game, Ellington collected 73 yards on kick off returns, including a long of 45 yards. During the football season, Ellington posted 780 all purpose yards, including 106 rushing, 211 receiving and 463 yards on kick returns, and he scored two touchdowns. His first career TD came on a 61-yard rush in a Gamecock victory over Kentucky on Oct. 8.

HEAD COACH DARRIN HORN

Darrin Horn is in his fourth season in Columbia with a career record of 170-103, including a 59-55 mark at South Carolina. Darrin Horn-led teams are 79-55 all-time in league play. Horn led Carolina to a 10-6 record in SEC action during his first year in Columbia, a 6-10 mark in his second and one of the youngest teams in the nation to a 5-11 mark in 2011. Horn led Carolina to one of the most celebrated seasons of its 19-year participation in the SEC during the 2009 campaign, as the squad captured the 2009 SEC Eastern Division Co-Championship and won double-digit league games for the first time since the 1998 campaign. His 2010 squad earned upset wins over No. 1 Kentucky and No. 13/19 Vanderbilt.

COOKE PARTICIPATES IN DECEMBER GRADUATION

University of South Carolina redshirt-senior forward Malik Cooke took part in December graduation ceremonies on Dec. 12 at Colonial Life Arena, earning his degree in sociology. Cooke, a native of Charlotte, N.C., joins a list of student-athletes with academic success under head coach Darrin Horn, as every player who has completed his eligibility under Horn, both at South Carolina and Western Kentucky, has earned his degree.

HORN VS. RANKED OPPONENTS

■ Following South Carolina's loss to No. 1 Kentucky on Feb. 4, 2012, South Carolina head coach Darrin Horn holds a 7-23 overall record in his career against ranked opponents. Horn is 6-19 in games against ranked opponents at the helm of the Gamecock program. His victory over Drake and loss to UCLA both came during Western Kentucky's Sweet 16 run in the NCAA Tournament during the 2007-08 season.

Opponent	Date	Result
No. 1 Florida	Nov. 24, 2006	L, 68-101
No. 14 Gonzaga	Nov. 22, 2007	L, 71-74
No. 11 Tennessee	Dec. 15, 2007	L, 82-88
No. 14 Drake	March 21, 2008	W, 101-99
No. 3 UCLA	March 27, 2008	L, 78-88
No. 20 Clemson	Dec. 30, 2008	L, 87-98
No. 19 Baylor	Jan. 2, 2009	W, 85-84
No. 24 Tennessee	Jan. 17, 2009	L, 79-82
No. 24 Florida	Jan. 21, 2009	W, 70-69
No. 24 Kentucky	Jan. 31, 2009	W, 78-77
No. 18 Clemson	Dec. 6, 2009	L, 72-61
No. 22 Ole Miss	Jan. 20, 2010	L, 57-66
No. 1 Kentucky	Jan. 26, 2010	W, 68-62
No. 14 Tennessee	Feb. 6, 2010	L, 53-79
No. 20/18 Tennessee	Feb. 20, 2010	L, 55-63
No. 2 Kentucky	Feb. 25, 2010	L, 61-82
No. 13/19 Vanderbilt	March 6, 2010	W, 77-73
No. 2/2 Michigan State	Nov. 16, 2010	L, 73-82
No. 2/2 Ohio State	Dec. 18, 2010	L, 57-79
No. 22/24 Vanderbilt	Jan. 8, 2011	W, 83-75 (OT)
No. 12/12 Kentucky	Jan. 22, 2011	L, 58-67
No. 23/24 Vanderbilt	Feb. 5, 2011	L, 60-78
No. 17/19 Florida	Feb. 9, 2011	L, 60-79
No. 22/22 Kentucky	Feb. 19, 2011	L, 59-90
No. 1/1 North Carolina	Nov. 25, 2011	L, 62-87
No. 2/2 Ohio State	Dec. 17, 2011	L, 74-66
No. 2/2 Kentucky	Jan. 7, 2012	L, 79-64
No. 19/19 Florida	Jan. 14, 2012	L, 79-65
No. 12/11 Florida	Feb. 2, 2012	L, 74-66
No. 1/1 Kentucky	Feb. 4, 2012	L, 86-52
Totals		7-23

NON-CONFERENCE SCHEDULE

Contests against at least five teams that competed in the 2011 NCAA Tournament highlight the 2011-12 South Carolina men's basketball non-conference schedule. South Carolina will host 11 non-conference contests at Colonial Life Arena, including one exhibition, the first two rounds of the Las Vegas Invitational, Providence in the Big East/SEC Challenge and Big Ten powerhouse Ohio State. The Gamecocks will face at least six teams that compiled 18 or more wins last season, including North Carolina, Southern California or UNLV, Clemson, Ohio State and Wofford, which all advanced to the NCAA Tournament. South Carolina is slated to face five BCS schools during the coming non-conference portion of the schedule.

2012 SEC TOURNAMENT

The 2012 SEC Tournament returns to New Orleans, La., next spring, marking the third time the city has hosted the event. It will be the first time the tournament will be held at the New Orleans Arena. The SEC Basketball Tournament semifinals and championship game will be televised nationally on ABC, while the first two rounds of the event will be televised on the SEC Network.

HAUGHTON SIGNS WITH GAMECOCKS

South Carolina head men's basketball coach Darrin Horn announced on Nov. 9 the signing of Tyrone Haughton to a National Letter of Intent to attend South Carolina and join the men's basketball squad beginning with the 2012-13 season. Below is his bio information:

Tyrone Haughton - 6-10 - 195 - Miami, Fla. - Dr. Michael M. Krop High School

Solid under the basket, physical presence defensively ... Excellent shot blocker and rebounder ... Rated the No. 24 center according to ESPN.com ... Averaged 11 points, 12 rebounds and six blocks per game as a junior for coach Shakey Rodriguez at Dr. Krop High School, a Florida high school basketball powerhouse ... Shot 62 percent from the field as a junior ... Named an All-Miami City honoree following 2010-11 campaign ... Chose South Carolina over UCONN, Alabama and Virginia Tech among others.

LAST SEASON VS. TENNESSEE

GAME 24 - TENNESSEE 73 - SOUTH CAROLINA 67 KNOXVILLE, TENN. - FEB. 16, 2011

KNOXVILLE, Tenn. - (AP) Scotty Hopson scored 23 points as Tennessee survived sloppy play to beat South Carolina 73-67 on Wednesday night.

The victory ended a three-game losing skid for Tennessee (16-10, 6-5 Southeastern Conference) and extended the Volunteers' winning streak over the Gamecocks to eight straight.

Kenny Hall tipped in a missed layup by Melvin Goins to give the Vols a 66-53 lead with 3:05 left. Hall then fouled Malik Cooke at the other end as he hit a layup. Cooke hit the ensuing free throw and followed up a Tennessee turnover with a 3-pointer as part of an 8-0 run that left the Vols with a 66-61 lead with a minute remaining.

Tennessee didn't hit a field goal in the final 3:05 of the game but went 7 of 8 from the free-throw line in the last minute to seal the victory. The Vols, who entered the game ranked last in the SEC with their 14.8 attempted foul shots per game in league play, finished 21 of 35 from the charity stripe.

Cameron Tatum added 15 points for Tennessee, while Tobias Harris and Brian Williams each had 10.

Cooke scored a career-high 22 points for the Gamecocks (13-11, 4-7), who lost their fourth straight. Bruce Ellington added 15 points, and Ramon Galloway scored 10.

South Carolina's last lead came midway through the first half, but even shooting 32.9 percent the Gamecocks never let Tennessee get too comfortable on its own floor. The Vols hit 44.2 percent of their shots but committed 16 turnovers, leading to 20 points for South Carolina.

Tobias Harris scored Tennessee's first six points of the game, all in the paint. The Gamecocks started pressing, leading to confusion, giveaways and a nearly seven-minute drought without a field goal for the Vols.

Tennessee was leading 14-7 when a 3-pointer by RJ Slawson launched an 8-0 run by South Carolina. Galloway banked a shot with 8:03 left in the first half to take a 15-14 lead for the Gamecocks, but it was the last time they would lead.

Galloway fouled Hopson on the next possession, and Hopson hit both free throws. Galloway missed a jumper on the other end of the floor, and Hopson dunked, helping the Vols to settle down - at least until halftime.

Tennessee, which leads the SEC in offensive rebounds, had a 30-17 advantage on the boards at the break but only eight second-chance points.

The Vols built a 12-point lead quickly, but it didn't last as the Gamecocks started scoring more in the paint. A layup by Galloway cut the margin to 44-42 with 12:41 left.

South Carolina wouldn't get any closer as a 3-pointer by Skylar McBees from the wing with 11:57 left gave Tennessee some life.

GAME 28 - TENNESSEE 73 - SOUTH CAROLINA 69 COLUMBIA, S.C. - MARCH 3, 2011

COLUMBIA, S.C.. - Senior forward Sam Muldrow tallied a career high 24 points to go along with 12 rebounds and five blocks, but South Carolina was unable to overcome a 40-23 halftime deficit, falling to Tennessee, 73-69 on Thursday night.

Sophomore forward Ramon Galloway also added 15 points for South Carolina, hitting 5-of-9 attempts, including 3-of-4 from beyond the arc.

UT's Tobias Harris had a career-high 25 points and teammate Scotty Hopson scored 24. Harris, a freshman, was 11 of 14 from the foul line, while Hopson scored 16 of his points in the opening half as the Vols (18-12, 8-7) opened a 20-point lead.

The Gamecocks (14-14, 5-10) cut the margin to 69-66 with 1:06 to go. But Tennessee's Melvin Goins followed with a jumper and South Carolina could get no closer.

South Carolina concludes the regular season on Saturday at Mississippi State. The 2 p.m. ET contest will be televised on ESPN2.

The Associated Press contributed to this report

Official Basketball Box Score -- Game Totals -- Final Statistics South Carolina vs Tennessee 02/16/11 7:00 p.m. at Knoxville, Tenn. (Thompson-Boling Arena)

South Carolina 67 • 13-11, 4-7 SEC

#	Player	Total		3-Ptr		Rebounds			PF	TP	A	TO	Blk	Stl	Min
		FG	FGA	FG	FGA	FT	FTA	Off Def Tot							
15	COOKE, Malik	f	7-13	3-3	5-6	3	5	8	3	22	1	1	0	2	29
24	HARRIS, Damontre	f	0-3	0-0	1-2	3	3	6	4	1	0	0	1	0	21
44	MULDROW, Sam	f	3-14	1-6	1-2	2	4	6	2	8	1	1	6	1	34
02	RICHARDSON, Brian	g	2-5	2-4	0-0	1	2	3	1	6	1	2	0	1	23
23	ELLINGTON, Bruce	g	6-20	3-13	0-0	2	2	4	3	15	3	5	0	1	34
05	SMITH, Eric		0-0	0-0	0-0	0	0	0	0	0	0	0	0	0	6
12	GALLOWAY, Ramon		4-14	0-5	2-2	2	3	5	3	10	2	1	0	2	22
32	JEFFERSON, Johnndre		0-0	0-0	0-0	0	0	0	1	0	1	0	0	0	5
33	SLAWSON, RJ		2-4	1-1	0-0	4	4	8	5	5	0	1	0	0	26
	Team					0	2	2							
Totals		24	73	10	32	9	12	42	22	67	9	11	7	7	200

FG % 1st Half: 8-32 25.0% 2nd half: 16-41 39.0% Game: 24-73 32.9% Deadball Rebounds 1
3FG % 1st Half: 5-16 31.3% 2nd half: 5-16 31.3% Game: 10-32 31.3%
FT % 1st Half: 4-6 66.7% 2nd half: 5-6 83.3% Game: 9-12 75.0%

Tennessee 73 • 16-10, 6-5 SEC

#	Player	Total		3-Ptr		Rebounds			PF	TP	A	TO	Blk	Stl	Min
		FG	FGA	FG	FGA	FT	FTA	Off Def Tot							
12	Harris, Tobias	f	4-9	0-0	2-2	2	6	8	1	10	0	5	1	0	28
25	Fields, John	c	0-0	0-0	0-0	0	0	0	1	0	0	1	0	0	5
02	Goins, Melvin	g	0-2	0-1	5-8	2	4	6	0	5	6	5	0	2	31
23	Tatum, Cameron	g	5-9	2-5	1-6	0	1	1	2	13	3	0	0	2	26
32	Hopson, Scotty	g	7-16	3-8	6-7	2	2	4	0	23	0	2	0	1	31
13	McBees, Skylar		1-1	1-1	0-0	0	2	2	0	3	1	1	0	0	9
20	Hall, Kenny		1-1	0-0	1-2	1	2	3	2	3	0	0	0	0	7
22	Pearl, Steven		1-1	0-0	0-0	2	3	5	2	2	1	0	0	1	13
24	Bone, Josh		1-4	0-3	2-3	1	5	6	1	4	0	0	0	0	22
33	Williams, Brian		3-9	0-0	4-7	3	6	9	2	10	5	2	0	0	28
	Team					1	3	4							
Totals		23	52	6	18	21	35	48	11	73	16	16	1	6	200

FG % 1st Half: 11-29 37.9% 2nd half: 12-23 52.2% Game: 23-52 44.2% Deadball Rebounds 4
3FG % 1st Half: 3-10 30.0% 2nd half: 3-8 37.5% Game: 6-18 33.3%
FT % 1st Half: 8-13 61.5% 2nd half: 13-22 59.1% Game: 21-35 60.0%

Officials: Ted Valentine, Joe Lindsay, Mike Kitts
Technical fouls: South Carolina-MULDROW, Sam. Tennessee-Pearl, Steven.
Attendance: 18402

Score by periods	1st	2nd	Total	Points	In	Off	2nd	Fast	Bench
South Carolina	25	42	67	SC	34	20	13	9	15
Tennessee	33	40	73	UT	34	10	13	10	22

Last FG - SC 2nd-00:19, UT 2nd-03:05. Score tied - 1 time.
Largest lead - SC by 1 1st-17:50, UT by 13 2nd-03:05. Lead changed - 4 times.

Official Basketball Box Score -- Game Totals -- Final Statistics Tennessee vs South Carolina 3/3/11 7 pm at Columbia, S.C. (Colonial Life Arena)

Tennessee 73 • 18-12, 8-7

#	Player	Total		3-Ptr		Rebounds			PF	TP	A	TO	Blk	Stl	Min
		FG	FGA	FG	FGA	FT	FTA	Off Def Tot							
12	Harris, Tobias	f	7-9	0-1	11-14	0	6	6	2	25	2	2	0	0	35
25	Fields, John	f	0-1	0-0	0-0	0	1	1	2	0	1	0	0	0	7
02	Goins, Melvin	g	2-4	0-0	3-4	1	1	2	0	7	3	3	0	0	30
23	Tatum, Cameron	g	1-4	0-1	5-6	2	2	4	2	7	4	2	0	0	27
32	Hopson, Scotty	g	9-17	3-7	3-3	0	3	3	1	24	0	2	0	0	33
11	Golden, Trae		0-1	0-0	2-2	0	0	0	0	2	2	1	0	1	8
13	McBees, Skylar		1-2	1-2	0-0	0	0	0	2	3	0	0	0	0	6
20	Hall, Kenny		0-0	0-0	0-1	0	0	0	2	0	0	0	0	0	5
22	Pearl, Steven		2-3	0-0	0-2	0	2	2	4	2	2	0	2	2	21
24	Bone, Josh		0-0	0-0	1-2	0	2	2	0	1	0	1	0	0	14
34	Maymon, Jeronne		0-2	0-0	0-0	2	0	2	2	0	1	0	0	0	14
	Team					3	2	5							
Totals		22	43	4	11	25	34	8	19	73	15	13	0	3	200

FG % 1st Half: 13-21 61.9% 2nd half: 9-22 40.9% Game: 22-43 51.2% Deadball Rebounds 6
3FG % 1st Half: 4-5 80.0% 2nd half: 0-6 0.0% Game: 4-11 36.4%
FT % 1st Half: 10-11 90.9% 2nd half: 15-23 65.2% Game: 25-34 73.5%

South Carolina 69 • 14-14, 5-10

#	Player	Total		3-Ptr		Rebounds			PF	TP	A	TO	Blk	Stl	Min
		FG	FGA	FG	FGA	FT	FTA	Off Def Tot							
15	COOKE, Malik	f	2-8	0-1	2-2	4	0	4	5	6	0	1	1	2	25
30	JACKSON, Lakeem	f	4-7	0-0	1-1	3	1	4	1	9	0	0	0	0	34
32	JEFFERSON, Johnndre	f	0-0	0-0	0-0	0	1	1	0	0	0	0	0	1	8
44	MULDROW, Sam	f	9-21	0-5	6-6	7	5	12	3	24	2	2	5	0	38
23	ELLINGTON, Bruce	g	3-13	2-6	0-0	1	2	3	4	8	2	3	0	2	26
02	RICHARDSON, Brian		0-0	0-0	0-0	0	0	0	0	0	0	0	0	0	2
05	SMITH, Eric		0-3	0-0	1-2	1	2	3	1	1	1	1	0	1	15
12	GALLOWAY, Ramon		5-9	3-4	2-2	1	1	2	2	15	0	2	0	1	22
24	HARRIS, Damontre		3-4	0-1	0-0	1	2	3	5	6	0	1	1	1	23
33	SLAWSON, RJ		0-1	0-1	0-0	0	1	1	3	0	0	0	0	0	7
	Team					2	0	2							
Totals		26	66	5	18	12	13	20	15	35	24	69	5	10	200


FG % 1st Half: 10-32 31.3% 2nd half: 16-34 47.1% Game: 26-66 39.4% Deadball Rebounds 2,1
3FG % 1st Half: 2-9 22.2% 2nd half: 3-9 33.3% Game: 5-18 27.8%
FT % 1st Half: 1-2 50.0% 2nd half: 11-11 100.0% Game: 12-13 92.3%

Officials: Doug Shows, Karl Hess, Mike Eades
Technical fouls: Tennessee-None. South Carolina-None.
Attendance: 10137

Score by periods	1st	2nd	Total	Points	In	Off	2nd	Fast	Bench
Tennessee	40	33	73	UT	30	11	9	10	10
South Carolina	23	46	69	SC	34	7	22	2	22

Last FG - UT 2nd-00:33, SC 2nd-00:02. Score tied - 1 time.
Largest lead - UT by 20 1st-01:01, SC None. Lead changed - 0 times.


TV/RADIO SPOT CHART



#1

**BRENTON
WILLIAMS**

So. - G - 5-11 - 172
Kissimmee, Fla.
Santa Fe College



#2

**BRIAN
RICHARDSON**


So. - G - 6-4 - 171
Wilson, N.C.
Greenfield School



#5

**ERIC
SMITH**

So. - G - 5-11 - 210
Mullins, S.C.
Christ School



#13

**ANTHONY
GILL**


Fr. - F - 6-8 - 235
Charlotte, N.C.
Charlotte Christian



#15

**MALIK
COOKE**

R-Sr. - F - 6-6 - 215
Charlotte, N.C.
Nevada



#23

**BRUCE
ELLINGTON**

So. - G - 5-9 - 197
Moncks Corner, S.C.
Berkeley



#24

**DAMONTRE
HARRIS**


So. - F - 6-9 - 226
Fayetteville, N.C.
Trinity Christian



#30

**LAKEEM
JACKSON**

Jr. - F - 6-5 - 238
Charlotte, N.C.
Christ School



#32

**DAMIEN
LEONARD**


Fr. - G - 6-4 - 192
Greenville, S.C.
J.L. Mann



#33

**RJ
SLAWSON**

So. - F - 6-8 - 207
Charleston, S.C.
Fort Dorchester



#45

**CARLTON
GEATHERS**

R-Fr. - F - 6-10 - 250
Georgetown, S.C.
Carvers Bay



DARRIN HORN

Head Coach



NEILL BERRY

Assistant Coach



MIKE BOYNTON JR.

Assistant Coach



CYPHEUS BUNTON

Assistant Coach



JUSTIN PHELPS

Director of Operations

GAMECOCKS RECORD WHEN ...

At home	8-6
On the road	1-5
At neutral sites	0-2
In overtime	0-0
vs. Top 25 team	0-6
vs. Top 10 team	0-4
vs. Top 3 team	0-4
Leading at half	6-3
Trailing at half	3-10
Tied at half	0-0
Shooting 50% or better	3-1
Shooting between 39-49%	4-8
Shooting less than 39%	2-4
Opp. shooting 50% or better	0-6
Opp. shooting between 39-49%	4-7
Opp. shooting less than 39%	5-0
Shooting better than opp.	6-2
Shooting worse then/equal to opp.	3-11
Starters out-score opp. starters	5-0
Opp. starters score/equal more	4-13
Bench out-scores opp. bench	6-9
Opp. bench scores/equals more	3-4
Having more FTs than opp.	5-1
Having equal/less FTs than opp.	4-12
Have more TOs than opp.	1-7
Having equal/less TOs than opp.	8-6
Having more rebounds than opp.	5-7
Having equal/less rebounds than opp.	4-6
Making 6 or more 3FGs	4-11
Having 15 or more assists	1-1
Having less than 15 assists	8-12
Score more points in paint than opp.	7-4
Scoring equal/less points in paint than opp.	2-10
Scoring more points off TOs than opp.	7-6
Scoring equal/less points off TOs than opp.	2-8
Scoring more 2nd-chance points than opp.	5-7
Scoring equal/less 2nd-chance points than opp.	4-6
Scoring more fast break points than opp.	3-4
Scoring equal/less fast break points than opp.	6-9
Wearing white uniforms	8-4
Wearing Garnet uniforms	0-3
Wearing Black uniforms	1-3
Wearing Gray Uniforms	0-3
Playing on live TV	8-13
Playing in November	2-4
Playing in December	4-2
Playing in January	2-5
Playing in February	0-2
Playing in March	0-0
Playing a day-game	2-4
Playing a night-game	6-9
Playing on Sunday	1-1
Playing on a Monday	0-0
Playing on a Tuesday	3-2
Playing on a Wednesday	3-0
Playing on a Thursday	0-2
Playing on a Friday	1-1
Playing on a Saturday	1-7
Scoring margin is 5 points or less	3-4
Margin is between 6-10	1-4
Margin is between 11-20	2-3
Margin is more than 20	2-2
Scoring 59 points or less	3-4
Scoring 60-69 points	3-9
Scoring 70-79 points	3-0
Scoring 80-89 points	0-0
Scoring 90-99 points	0-0
Scoring 100+ points	0-0

MISCELLANEOUS

Current streak	L3
Home court streak	L1
Away streak	L4
Neutral court streak	L2

2011-12 SUPERLATIVES

(tied for team lead also included)

Scoring Leaders	'11-12	Career
Anthony Gill	5	5
Malik Cooke	9	15*
Eric Smith	1	1
RJ Slawson	1	1
Damontre Harris	3	3
Bruce Ellington	6	16
Damien Leonard	2	2

Rebounding Leaders	'11-12	Career
Lakeem Jackson	1	16
Damontre Harris	8	8
Anthony Gill	7	7
RJ Slawson	3	4
Malik Cooke	4	14*

Assists Leaders	'11-12	Career
Lakeem Jackson	6	23
Eric Smith	2	6
Damien Leonard	1	1
Anthony Gill	2	2
Malik Cooke	6	6*
Bruce Ellington	8	26
RJ Slawson	1	1

Blocks Leaders	'11-12	Career
Damontre Harris	14	20
Anthony Gill	3	3
Malik Cooke	4	8*
Carlton Geathers	5	5
RJ Slawson	1	2
Bruce Ellington	1	1
Lakeem Jackson	1	3

Steals Leaders	'11-12	Career
Brenton Williams	2	2
Damontre Harris	5	9
Lakeem Jackson	3	15
Damien Leonard	2	2
Malik Cooke	13	26*
Anthony Gill	2	2
Brian Richardson	1	7
RJ Slawson	1	2
Bruce Ellington	1	10

Double-Figure Scoring	'11-12	Career
Anthony Gill	10	10
Malik Cooke	15	30*
Brenton Williams	3	3
Lakeem Jackson	1	18
Eric Smith	2	2
Damien Leonard	5	5
RJ Slawson	2	3
Damontre Harris	7	8
Bruce Ellington	6	23

20+ points	'11-12	Career
Malik Cooke	3	4*
Bruce Ellington	1	8

30+ points	'11-12	Career
-		

Double-Figure Rebounding	'11-12	Career
Lakeem Jackson	1	6
Damontre Harris	2	3
RJ Slawson	1	1
Malik Cooke	1	5

5+ assists	'11-12	Career
Lakeem Jackson	1	6
Bruce Ellington	1	7

3+ steals	'11-12	Career
Brenton Williams	2	2
Lakeem Jackson	1	6
Malik Cooke	6	11*
RJ Slawson	1	1
Anthony Gill	1	1
Damontre Harris	1	1

2+ blocks	'11-12	Career
Damontre Harris	12	19
Malik Cooke	6	6*
Carlton Geathers	2	2
RJ Slawson	2	2
Anthony Gill	1	1
Lakeem Jackson	1	4

Double-Doubles	'11-12	Career
RJ Slawson	1	1
Malik Cooke	1	2*
Damontre Harris	1	1

Clutch Free Throws (under 5 min/OT)		
Anthony Gill	14-19	.750
RJ Slawson	2-4	.500
Malik Cooke	21-28	.750
Damien Leonard	4-4	1.000
Damontre Harris	1-1	1.000
Brenton Williams	3-4	1.000
Bruce Ellington	4-6	.667
Shane Phillips	1-2	.500
Carlton Geathers	2-2	1.000
Totals	52-70	.743

* indicates at South Carolina

Miscellaneous

Largest Halftime Lead	
SC	22, SC State
Opp	27, Kentucky (Feb. 4)
Smallest Halftime Lead	
SC	1, vs. Florida (Jan. 14)
Opp	2, Alabama
Fewest Points In First Half	
SC	12, vs. Vanderbilt
Opp	16, SE Louisiana
Most Points In First Half	
SC	45, SC State
Opp	52, Kentucky (Feb. 4)
Most Points In Second Half	
SC	47, vs. Presbyterian
Opp	45, Ohio State, Kentucky (Feb. 4), Vandy
Fewest Points In Second Half	
SC	24, at Auburn
Opp	24, Elon, vs. Florida (Jan. 14)
Largest Margin of Victory	
SC	28, vs. SC State
Opp	34, Kentucky (Feb. 4)
Smallest Margin of Victory	
SC	2, Alabama
Opp	1, Tennessee State

2011-12 GAME BY GAME COMPARISON

	Date	Result	FG-A	Pct	3FG-A	Pct	FT-A	Pct	O-D-Total	PF	Pts	A	TO	Blk	Stl	Min	Half
Western Carolina			17-47	.362	6-18	.333	10-16	.625	13-16-29	17	50	10	19	4	8	200	25
South Carolina	Nov. 11	W, 75-50	30-59	.508	5-12	.417	10-17	.588	18-19-37	14	75	14	12	5	11	200	35
Elon			16-40	.400	6-16	.375	20-28	.714	8-30-38	18	58	9	14	3	1	200	34
South Carolina	Nov. 15	L, 58-53	20-64	.313	3-27	.111	10-17	.588	18-22-40	24	53	6	7	2	9	200	23
Tennessee State			21-47	.447	10-22	.455	12-21	.571	6-22-28	23	64	15	13	1	9	200	33
South Carolina	Nov. 20	L, 64-63	22-55	.400	7-26	.269	12-20	.600	12-21-33	21	63	13	16	7	5	200	19
Miss Valley State			20-49	.408	7-17	.412	10-16	.625	7-23-30	24	57	12	14	5	8	200	26
South Carolina	Nov. 22	W, 61-57	19-48	.396	6-18	.333	17-25	.680	12-24-36	17	61	9	13	7	7	200	30
North Carolina			31-67	.463	8-16	.500	17-30	.567	15-20-35	15	87	22	10	3	11	200	45
South Carolina	Nov. 25	L, 87-62	23-55	.418	9-23	.391	7-12	.583	14-29-43	25	62	12	25	7	5	200	30
Southern California			24-48	.500	7-11	.636	8-12	.667	14-14-28	13	63	7	10	1	6	200	30
South Carolina	Nov. 26	L, 63-60	22-42	.524	8-17	.471	8-8	1.000	6-12-18	16	60	10	13	4	4	200	26
Providence			24-50	.480	6-11	.545	22-27	.815	7-27-34	10	76	16	15	10	4	200	34
South Carolina	Dec. 1	L, 76-67	26-72	.361	6-30	.200	9-10	.900	20-20-40	19	67	9	13	7	9	200	27
Clemson			19-50	.380	5-18	.278	12-16	.750	11-22-33	15	55	13	11	1	3	200	35
South Carolina	Dec. 4	W, 58-55	21-50	.420	5-15	.333	11-17	.647	10-23-33	16	58	8	8	5	6	200	28
Presbyterian			21-45	.467	7-18	.389	9-13	.692	7-17-24	13	58	13	18	2	3	200	25
South Carolina	Dec. 13	W, 66-58	26-56	.464	5-11	.455	9-11	.818	12-21-33	15	66	14	13	7	7	200	19
Ohio State			27-54	.500	5-16	.313	15-20	.750	15-19-34	19	74	16	12	3	7	200	29
South Carolina	Dec. 17	L, 74-66	23-48	.479	6-15	.400	14-18	.778	7-12-19	18	66	9	15	4	3	200	33
SE Louisiana			15-43	.349	6-22	.273	7-13	.538	15-20-35	17	43	9	26	5	3	200	16
South Carolina	Dec. 21	W, 62-43	20-55	.364	6-18	.333	16-24	.667	17-17-34	18	62	9	10	4	11	200	25
Wofford			18-50	.360	5-19	.263	4-10	.400	14-20-34	13	45	10	15	1	4	200	21
South Carolina	Dec. 28	W, 57-45	20-45	.444	11-20	.550	6-10	.600	6-20-26	9	57	14	13	7	6	200	29
USC Upstate			25-63	.397	8-20	.400	8-15	.533	16-15-31	24	66	12	8	2	10	200	31
South Carolina	Dec. 31	W, 72-66	23-45	.511	4-11	.364	22-32	.688	11-26-37	18	72	9	14	6	4	200	40
SC State			18-52	.346	3-15	.200	12-23	.522	15-19-34	13	51	11	17	5	5	200	23
South Carolina	Jan. 3	W, 79-51	28-56	.500	11-23	.478	12-16	.750	10-26-36	20	79	17	13	6	11	200	45
Kentucky			29-49	.592	5-11	.455	16-22	.727	7-23-30	11	79	13	15	8	4	200	34
South Carolina	Jan. 7	L, 79-64	25-64	.391	6-22	.273	8-10	.800	16-16-32	18	64	10	12	3	8	200	18
Vanderbilt			23-40	.575	13-22	.591	8-8	1.000	7-20-27	15	67	19	18	2	4	200	22
South Carolina	Jan. 10	L, 67-57	22-53	.415	4-13	.308	9-11	.818	12-9-21	11	57	4	9	2	9	200	12
Florida			25-47	.532	12-24	.500	17-21	.810	7-18-25	17	79	19	10	3	4	200	40
South Carolina	Jan. 14	L, 79-65	23-55	.418	9-24	.375	10-14	.714	14-16-30	22	65	7	12	1	4	200	41
Auburn			22-50	.440	7-18	.389	12-18	.667	12-16-28	13	63	14	14	6	7	200	24
South Carolina	Jan. 21	L, 63-52	20-49	.408	6-18	.333	6-8	.750	12-17-29	15	52	8	23	7	10	200	28
Alabama			21-49	.429	4-18	.222	8-12	.667	11-28-39	14	54	11	15	6	4	200	29
South Carolina	Jan. 25	W, 56-54	22-68	.324	5-31	.161	7-9	.778	19-18-37	10	56	8	9	4	6	200	27
Ole Miss			24-49	.490	5-13	.385	13-24	.542	14-24-38	12	66	15	18	6	11	200	31
South Carolina	Jan. 28	L, 66-62	24-60	.400	8-21	.381	6-7	.857	12-16-28	17	62	15	13	2	12	200	28
Florida			22-59	.373	7-28	.250	23-32	.719	20-22-42	11	74	12	13	3	6	200	37
South Carolina	Feb. 2	L, 74-66	25-56	.446	6-21	.286	10-14	.714	10-20-30	28	66	8	15	7	4	200	28
Kentucky			32-62	.516	6-14	.429	16-21	.762	15-26-41	13	86	17	3	10	6	200	52
South Carolina	Feb. 4	L, 86-52	18-59	.305	9-20	.450	7-15	.467	13-17-30	16	52	10	8	9	0	200	25

2011-12 RESULTS: OVERALL, 9-13; HOME, 8-6; AWAY, 1-5; NEUTRAL, 0-2; SEC, 1-7

Date	Opponent	W/L	Score	Record	Points	Rebounds	Assists	Steals	Attendance
Nov. 11	Western Carolina	W	75-50	1-0	Gill (14)	Jackson (10)	Jackson (10)	Williams (5)	9,330 (paid)
Nov. 15	at Elon	L	58-53	1-1	Gill/Cooke (9)	Harris (10)	Leonard/Smith (2)	Harris/Jackson/Leonard (2)	1,589
Nov. 20	Tennessee State	L	64-63	1-2	Smith (18)	Harris (7)	Gill/Jackson (3)	Cooke/Leonard (2)	9,045 (paid)
Nov. 22	Miss Valley State	W	61-57	2-2	Cooke (18)	Gill (8)	Cooke (3)	Cooke (3)	6,723 (paid)
Nov. 25	vs. #1 North Carolina	L	87-62	2-3	Leonard (15)	Slawson (14)	Cooke (4)	Cooke (2)	5,567
Nov. 26	vs. Southern California	L	63-60	2-4	Harris (15)	Harris (6)	Jackson (4)	Gill (2)	1,798
Dec. 1	Providence	L	76-67	2-5	Cooke (21)	Slawson (8)	Cooke (3)	Cooke (4)	7,476 (paid)
Dec. 4	at Clemson	W	58-55	3-5	Gill/Harris (10)	Cooke (8)	Smith (3)	Cooke (4)	7,238
Dec. 13	Presbyterian	W	66-58	4-5	Ellington (15)	Gill (8)	Jackson/Ellington (3)	3 with 2	7,003 (paid)
Dec. 17	#2 Ohio State	L	74-66	4-6	Cooke (21)	Gill (4)	Cooke (3)	Cooke (2)	13,654 (paid)
Dec. 21	SE Louisiana	W	62-43	5-6	Cooke/Gill (14)	Harris (7)	Cooke (3)	Cooke (4)	7,972 (paid)
Dec. 28	Wofford	W	57-45	6-6	Ellington (17)	Gill (8)	Jackson (4)	Cooke/Harris (2)	8,152 (paid)
Dec. 31	USC Upstate	W	72-66	7-6	Cooke (24)	Cooke (10)	Cooke (3)	Harris (2)	6,876 (paid)
Jan. 3	SC State	W	79-51	8-6	Cooke/Harris (11)	Slawson (9)	Jackson/Slawson (3)	Slawson (3)	6,557 (paid)
Jan. 7	at #2 Kentucky	L	79-64	8-7	Leonard (15)	Gill (7)	Ellington (4)	Gill (3)	24,219
Jan. 10	Vanderbilt	L	67-57	8-8	Ellington (20)	Harris (10)	Ellington (3)	Cooke (3)	8,353 (paid)
Jan. 14	#19 Florida	L	79-65	8-9	Ellington (17)	Cooke (7)	Ellington (3)	Cooke (2)	11,308 (paid)
Jan. 21	at Auburn	L	63-52	8-10	Gill/Ellington (9)	Harris (7)	Ellington (4)	Harris/Ellington/Jackson (2)	8,329
Jan. 25	Alabama	W	56-54	9-10	Cooke (18)	Slawson/Gill (9)	Gill (3)	Cooke (2)	7,807 (paid)
Jan. 28	at Ole Miss	L	66-62	9-11	Cooke (17)	Cooke (7)	Ellington (5)	Cooke/Williams (3)	7,396
Feb. 2	at # 12/11 Florida	L	74-66	9-12	Ellington (15)	Harris (9)	Ellington (3)	Harris (3)	10,003
Feb. 4	vs. #1 Kentucky	L	86-52	9-13	Leonard (19)	Harris (6)	Ellington (3)	-	16,527 (paid)

2011-12 STARTING LINEUPS

Guard	Guard	Forward	Forward	Forward	2011-12	Games
Jackson	Leonard	Gill	Harris	Cooke	1-2	3
Smith	Leonard	Gill	Harris	Cooke	1-3	4
Smith	Jackson	Gill	Harris	Cooke	6-3	9
Ellington	Richardson	Gill	Harris	Cooke	0-2	2
Ellington	Leonard	Gill	Harris	Cooke	1-3	4



DARRIN HORN FILE

Born December 24, 1972, in Glasgow, Ky.
High School Bates Creek, Lexington, Ky., 1991
College Western Kentucky University, 1995
 (BA, allied language arts)
College Athletics Four-year letterman, All-Sun Belt Conference, Academic All-America
Wife Carla (Walker)
Children Caroline and Walker

COACHING EXPERIENCE

- Western Kentucky, assistant coach, 1995-97
- Morehead State, assistant coach, 1997-99
- Marquette, assistant coach, 1999-03
- Western Kentucky, head coach, 2003-08
- **South Carolina, head coach, 2008-present**

HEAD COACHING CAREER

WESTERN KENTUCKY (2003-2008)

2003-04	15-13	SBC Tournament 2nd Round
2004-05	22-9	NIT 2nd Round
2005-06	23-8	NIT 1st Round
2006-07	22-11	SBC Tournament 1st Round
2007-08	29-7	NCAA Tournament Sweet 16
5 years	111-48 (.698)	

SOUTH CAROLINA (2008-PRESENT)

2008-09	21-10	NIT 1st Round
2009-10	15-16	-
2010-11	14-16	-
2011-12	9-13	
4 years	59-55 (.517)	
Career Total	170-103 (.622)	

2008-09 (SOUTH CAROLINA)

Record: 21-10
Home: 16-3; **Away:** 5-6; **Neutral:** 0-1
SEC: 1-1st East
Record: 10-6 (**Home:** 7-1; **Away:** 3-5)



11/14	Jacksonville State	W, 89-76
11/16	Winthrop	W, 86-63
11/22	USC Upstate	W, 75-53
11/25	Gardner-Webb	W, 85-70
11/28	at C.of Charleston	L, 80-82 (ot)
12/2	at Princeton	W, 84-58
12/5	Furman	W, 72-48
12/16	NC Central	W, 90-43
12/20	The Citadel	W, 80-66
12/23	Presbyterian	W, 75-56
12/30	Clemson	L, 87-98
1/2	at Baylor	W, 85-84
1/5	Wofford	W, 78-61
1/10	Auburn*	W, 68-56
1/14	at LSU*	L, 68-85
1/17	at Tennessee*	L, 79-82
1/21	Florida*	W, 70-69
1/24	Mississippi*	W, 82-71
1/28	Vanderbilt*	W, 86-76
1/31	at Kentucky*	W, 78-77
2/3	at Florida*	L, 93-97
2/7	Georgia*	W, 79-68
2/14	at Alabama*	W, 75-73
2/18	at Mississippi State*	L, 70-75
2/21	Arkansas*	W, 82-78 (ot)
2/25	Kentucky*	W, 77-59
2/28	at Vanderbilt*	L, 83-96
3/5	Tennessee*	L, 70-86
3/7	at Georgia*	W, 68-51
3/13	(1) vs. Mississippi State	L, 68-82
3/17	(2) Davidson	L, 63-70

* SEC Conference game
 (1) SEC Tournament, Tampa, Fla. - (2) NIT, Columbia, S.C.

2009-10 (SOUTH CAROLINA)

Record: 15-16
Home: 11-5; **Away:** 2-9; **Neutral:** 2-2
SEC: 5th East
Record: 6-10 (**Home:** 4-4; **Away:** 2-6)



11/13	Alabama A&M	W, 88-50
11/16	Georgia Southern	W, 90-66
11/19	(1) vs. La Salle	W, 78-68
11/20	(1) vs. USF	W, 69-66
11/22	(1) vs. Miami (Fla.)	L, 70-85
11/27	Jacksonville	W, 97-93
12/2	Western Kentucky	W, 74-56
12/6	at Clemson	L, 61-72
12/16	Richmond	W, 76-58
12/19	at Wofford	L, 61-68
12/21	Furman	W, 81-57
12/30	at Boston College	L, 76-85
1/2	Baylor	L, 74-85
1/5	Longwood	W, 88-58
1/9	at Auburn*	W, 80-71
1/13	LSU*	W, 67-58
1/16	Vanderbilt*	L, 79-89
1/20	at Ole Miss*	L, 57-66
1/23	at Florida*	L, 56-58
1/26	Kentucky*	W, 68-62
1/30	Georgia*	W, 78-77
2/6	at Tennessee*	L, 53-79
2/10	Florida*	W, 77-71
2/13	at Georgia*	L, 61-66
2/17	at Arkansas*	L, 79-92
2/20	Tennessee*	L, 55-63
2/25	at Kentucky*	L, 61-82
2/27	Mississippi State*	L, 63-76

3/3	Alabama*	L, 70-79
3/6	at Vanderbilt*	W, 77-73
3/11	(2) Alabama	L, 63-68

* SEC Conference game

(1) Charleston Classic, Charleston, S.C. -
 (2) SEC Tournament, Nashville, Tenn.

2010-11 (SOUTH CAROLINA)

Record: 14-16
Home: 11-6; **Away:** 3-5; **Neutral:** 0-1
SEC: 6th East
Record: 5-11 (**Home:** 3-5; **Away:** 2-6)



11/12	Elon	W, 94-79
11/16	at Michigan State	L, 73-82
11/19	Radford	W, 85-56
11/23	USC Upstate	W, 57-41
11/27	at WKU	W, 87-85
12/1	Delaware State	W, 74-61
12/5	Clemson	W, 64-60
12/11	Wofford	W, 64-53
12/18	at Ohio State	L, 57-79
12/22	at Furman	L, 75-91
12/29	Jacksonville State	W, 56-49
1/1	Boston College	L, 70-85
1/4	SC State	W, 91-56
1/8	Vanderbilt*	W, 83-75
1/12	at Alabama*	L, 47-57
1/15	at Florida*	W, 72-69
1/19	Arkansas*	W, 81-74
1/22	Kentucky*	L, 58-67
1/29	Auburn*	L, 64-79
2/2	at LSU*	W, 64-56
2/5	at Vanderbilt*	L, 60-78
2/9	Florida*	L, 60-79
2/12	Georgia*	L, 56-60
2/16	at Tennessee*	L, 67-73
2/19	at Kentucky*	L, 59-90
2/22	Ole Miss*	W, 79-73
2/26	at Georgia*	L, 48-64
3/3	Tennessee*	L, 69-73
3/5	at Mississippi State*	L, 58-60
3/10	(1) vs. Ole Miss	L, 55-66

* SEC Conference game

(1) SEC Tournament, Atlanta, Ga.

2011-12 (SOUTH CAROLINA)

Record: 9-13
Home: 8-6; **Away:** 1-5; **Neutral:** 0-2
SEC: -
Record: 1-7



11/11	Western Carolina	W, 75-50
11/15	at Elon	L, 53-58
11/20	Tennessee State	L, 63-64
11/22	Miss Valley State	W, 61-57
11/25	vs. North Carolina	L, 62-87
11/26	vs. Southern California	L, 60-63
12/1	Providence	L, 67-76
12/4	at Clemson	W, 58-55
12/13	Presbyterian	W, 66-58
12/17	Ohio State	L, 66-74
12/21	SE Louisiana	W, 62-43
12/28	Wofford	W, 57-45
12/31	USC Upstate	W, 72-66
1/3	SC State	W, 79-51
1/7	at Kentucky	L, 64-79
1/10	Vanderbilt	L, 67-57
1/14	Florida	L, 65-79
1/21	at Auburn	L, 52-63
1/25	Alabama	W, 56-54
1/28	at Ole Miss	L, 62-66
2/2	at Florida	L, 74-66
2/4	Kentucky	L, 52-86

SOUTH CAROLINA SUPERLATIVES UNDER HORN

Most Field Goals Made

1. 36, at Florida, Feb. 3, 2009
2. 35, vs. Elon, Nov. 12, 2010
- 35, vs. Jacksonville, Nov. 27, 2009
4. 34, at Vanderbilt, Feb. 28, 2009
- 34, at Baylor, Jan. 2, 2009
- 34, vs. Jacksonville State, Nov. 14, 2008

Most Field Goals Attempted

1. 83, at WKU, Nov. 27, 2010
- 83, vs. Baylor, Jan. 2, 2010
3. 81, at Vanderbilt, Feb. 28, 2009
4. 76, vs. Miami (Fla.), Nov. 22, 2009
- 76, vs. Mississippi State, March 13, 2009
- 76, at Kentucky, Jan. 31, 2009

Highest Field Goal Percent

1. 58.1% (32-55), vs. Presbyterian, Dec. 23, 2008
2. 57.3% (35-61), vs. Jacksonville, Nov. 27, 2009
3. 54.2% (32-59), at Princeton, Dec. 2, 2008
4. 53.9% (34-63), at Baylor, Jan. 2, 2009
5. 53.2% (33-62), vs. SC State, Jan. 4, 2011

Most 3-Point Field Goals Made

1. 12, at Furman, Dec. 22, 2010
2. 11, vs. SC State, Jan. 3, 2012
- 11, vs. Wofford, Dec. 28, 2011
- 11, vs. Radford, Nov. 19, 2010
- 11, at Michigan State, Nov. 16, 2010
- 11, at Arkansas, Feb. 17, 2010
- 11, vs. LSU, Jan. 13, 2010
- 11, at Auburn, Jan. 9, 2010
- 11, vs. Miami (Fla.), Nov. 22, 2009
- 11, at Florida, Feb. 3, 2009

Most 3-Point Field Goals Attempted

1. 35, at Vanderbilt, Feb. 28, 2009
2. 34, vs. Miami (Fla.), Nov. 22, 2009
3. 33, vs. Auburn, Jan. 29, 2011
4. 32, at Tennessee, Feb. 16, 2011
- 32, at Georgia, Feb. 13, 2010
- 32, vs. LSU, Jan. 13, 2010

Highest 3-Point Field Goal Percentage (min. 10 attempts)

1. 66.7% (8-12), at College of Charleston, Nov. 28, 2008
2. 57.1% (8-14), at Baylor, Jan. 2, 2009
3. 56.3% (9-16), vs. Elon, Nov. 12, 2010
- 56.3% (9-16), at Georgia, March 7, 2009
5. 55.0% (11-20), vs. Wofford, Dec. 28, 2011

Most Free Throws Made

1. 32, vs. Vanderbilt, Jan. 28, 2009
2. 28, vs. Georgia Southern, Nov. 16, 2009
- 28, vs. The Citadel, Dec. 20, 2008
4. 23, vs. Alabama A&M, Nov. 13, 2009
- 23, vs. Furman, Dec. 5, 2008

Most Free Throws Attempted

1. 49, vs. Vanderbilt, Jan. 28, 2009
2. 44, vs. Georgia Southern, Nov. 16, 2009
3. 34, vs. Furman, Dec. 5, 2008
4. 33, vs. The Citadel, Dec. 20, 2008
5. 32, vs. USC Upstate, Dec. 31, 2011
- 32, vs. Alabama A&M, Nov. 13, 2009

Highest Free Throw Percentage (min. 10 attempts)

1. 92.3% (12-13), vs. Tennessee, March 3, 2011
2. 90.9% (20-22), vs. Ole Miss, Feb. 22, 2011
3. 84.8% (28-33), vs. The Citadel, Dec. 20, 2008
4. 82.4% (14-17), at LSU, Feb. 2, 2011
5. 80.0% (12-15), vs. Richmond, Dec. 16, 2009

Most Offensive Rebounds

1. 23, vs. Winthrop, Nov. 16, 2008
2. 22, vs. Baylor, Jan. 2, 2010
3. 21, vs. USC Upstate, Nov. 23, 2010
- 21, vs. Radford, Nov. 19, 2010
- 21, at Michigan State, Nov. 16, 2010
- 21, vs. Richmond, Dec. 16, 2009

Most Defensive Rebounds

1. 36, at WKU, Nov. 27, 2010
2. 34, vs. USC Upstate, Nov. 23, 2010
3. 33, vs. Gardner-Webb, Nov. 25, 2008
4. 31, vs. Georgia Southern, Nov. 16, 2009
- 31, at Georgia, March 7, 2009

Most Total Rebounds

1. 55, vs. USC Upstate, Nov. 23, 2010
2. 53, at WKU, Nov. 27, 2010
3. 52, vs. Gardner-Webb, Nov. 25, 2008
4. 51, vs. Radford, Nov. 19, 2010
5. 48, vs. Vanderbilt, Jan. 8, 2011
- 48, vs. Winthrop, Nov. 16, 2008

Most Personal Fouls

1. 30, at Arkansas, Feb. 17, 2010
- 30, at Florida, Feb. 3, 2009
3. 27, vs. Davidson, March 17, 2009
4. 26, vs. Auburn, Jan. 29, 2011
- 26, at Vanderbilt, Feb. 28, 2009
- 26, at LSU, Jan. 14, 2009

Most Points

1. 97, vs. Jacksonville, Nov. 27, 2009
2. 94, vs. Elon, Nov. 12, 2010
3. 93, at Florida, Feb. 3, 2009
4. 91, vs. SC State, Jan. 4, 2011
5. 90, vs. Georgia Southern, Nov. 16, 2009
- 90, vs. NC Central, Dec. 16, 2008

Fewest Points

1. 47, at Alabama, Jan. 12, 2011
2. 48, at Georgia, Feb. 26, 2011
3. 52, vs. Kentucky, Feb. 4, 2012
- 52, at Auburn, Jan. 21, 2012
5. 53, at Elon, Nov. 15, 2011
- 53, at Tennessee, Feb. 6, 2010
7. 55, vs. Tennessee, Feb. 20, 2010
- 55, vs. Ole Miss, March 10, 2011

Most Assists

1. 23, vs. Elon, Nov. 12, 2010
2. 20, vs. NC Central, Dec. 16, 2008
3. 18, vs. Georgia Southern, Nov. 16, 2009
4. 17, vs. SC State, Jan. 3, 2012
- 17, vs. SC State, Jan. 4, 2011
- 17, vs. Georgia, Feb. 7, 2009
- 17, vs. Jacksonville State, Nov. 14, 2008

Fewest Turnovers

1. 5, vs. Mississippi State, March 13, 2009
2. 6, vs. Florida, Feb. 10, 2010
- 6, vs. Baylor, Jan. 2, 2010
- 6, vs. Wofford, Jan. 5, 2009
5. 7, vs. Tennessee State, Nov. 20, 2011
- 7, at Elon, Nov. 15, 2011
- 7, vs. Florida, Feb. 23, 2010
- 7, at Georgia, Feb. 13, 2010
- 7, vs. Boston College, Jan. 1, 2010

Most Blocks

1. 16, vs. Kentucky, Feb. 25, 2009
2. 15, vs. SC State, Jan. 4, 2011
3. 12, vs. Vanderbilt, Jan. 8, 2011
- 12, vs. Georgia Southern, Nov. 16, 2009
5. 11, vs. Auburn, Jan. 29, 2011
- 11, vs. Richmond, Dec. 16, 2009

Most Steals

1. 18, at Princeton, Dec. 2, 2008
2. 16, vs. Furman, Dec. 21, 2009
3. 15, vs. Vanderbilt, Jan. 16, 2008
- 15, vs. NC Central, Dec. 16, 2008
5. 14, vs. Baylor, Jan. 2, 2010
- 14, at Clemson, Dec. 6, 2009
- 14, vs. USC Upstate, Nov. 22, 2008

Most Points At Halftime

1. 52, vs. Alabama, A&M, Nov. 13, 2009
2. 49, vs. Radford, Nov. 19, 2010
- 49, vs. Jacksonville, Nov. 27, 2009
4. 47, vs. Longwood, Jan. 5, 2010
- 47, vs. USC Upstate, Nov. 22, 2008
- 47, vs. Jacksonville State, Nov. 14, 2008

Most Points By Opponent

1. 98, Clemson, Dec. 30, 2008
2. 97, Florida, Feb. 3, 2009
3. 96, Vanderbilt, Feb. 28, 2009
4. 93, Jacksonville, Nov. 27, 2009
5. 92, Arkansas, Feb. 17, 2010

Fewest Points By Opponent

1. 41, USC Upstate, Nov. 23, 2010
2. 42, SE Louisiana, Dec. 21, 2011
3. 43, NC Central, Dec. 16, 2008
4. 45, Wofford, Dec. 28, 2011
5. 48, Furman, Dec. 5, 2008

Most Field Goals Made By Opponent

1. 36, Clemson, Dec. 30, 2008
2. 35, Tennessee, March 5, 2009
3. 33, Boston College, Jan. 1, 2011
- 33, Vanderbilt, Jan. 16, 2010
5. 32, Kentucky, Feb. 4, 2012
- 32, WKU, Nov. 27, 2010
- 32, Kentucky, Feb. 25, 2010

Fewest Field Goals Made By Opponent

1. 15, SE Louisiana, Dec. 21, 2011
- 15, USC Upstate, Nov. 23, 2010
3. 16, at Elon, Nov. 15, 2011
- 16, Furman, Dec. 5, 2008
5. 17, Western Carolina, Nov. 11, 2011
- 17, Wofford, Dec. 11, 2010
- 17, NC Central, Dec. 16, 2008

Most Rebounds By Opponent

1. 57, Miami (Fla.), Nov. 22, 2009
2. 52, WKU, Nov. 27, 2010
- 52, Baylor, Jan. 2, 2010
4. 50, Mississippi State, March 13, 2009
5. 49, Alabama, March 3, 2010
- 49, Georgia, March 7, 2009

Fewest Rebounds By Opponent

1. 25, Florida, January 14, 2012
- 27, Vanderbilt, January 10, 2012
- 27, Tennessee, March 3, 2011
4. 28, Southern California, Nov. 26, 2011
- 28, Tennessee State, Nov. 20, 2011
- 28, Vanderbilt, March 6, 2010
- 28, Presbyterian, Dec. 23, 2008
- 28, Furman, Dec. 5, 2008

GAME 1 - SOUTH CAROLINA, 75, WESTERN CAROLINA 50 COLUMBIA, S.C. - NOV. 11, 2011

COLUMBIA, S.C. - Freshman Anthony Gill and sophomore Brenton Williams scored 14 and 13 points, respectively, to lead the South Carolina men's basketball team to a season-opening 75-50 victory over Western Carolina on Friday night at Colonial Life Arena.

Gill was 6-of-7 from the floor, including 1-for-1 from 3-point range, while Williams was 5-for-8 on the night. Williams also led a solid defensive effort, collecting five of the Gamecocks' 11 steals. Senior Malik Cooke added 10 points and seven rebounds, and junior Lakeem Jackson filled the stat sheet with five points, five assists, 10 rebounds and three steals.

With the win, the Gamecocks (1-0) claim their 11th straight season opener, including a 4-0 mark under head coach Darrin Horn.

South Carolina dominated nearly every statistical category as it shot 50.8 percent from the floor (30-of-59) and held the Catamounts to 36.2 percent shooting (17-of-47). The Gamecocks also held a decisive advantage in points in the paint (46-18), second chance points (20-9), bench points (38-16) and points off turnovers (22-15) and they controlled the boards with a 37-29 edge, including 18 offensive boards.

The Gamecocks used their defensive pressure to break an 8-8 tie early on with an 8-0 run, including six straight points off turnovers. Williams made a transition layup off a steal by Brian Richardson to cap the run and give South Carolina a 16-8 lead at the 10:40 mark.

Western Carolina (0-1) scrapped back with back-to-back 3-pointers and a dunk by Brandon Boggs to knot the game at 16-16, but South Carolina scored the next nine points to build a lead it would not relinquish. Williams gave the Gamecocks their biggest lead of the half at 33-22 by converting a layup off a steal by Jackson, one of five South Carolina had in the half. Williams, who paced the Gamecocks with 11 points in the half, sank a pair of free throws with less than a minute remaining to give South Carolina a 35-25 advantage heading into the locker room.

The Gamecocks outscored Western Carolina 40-25 in the second half as they held the Catamounts to just 32 percent shooting. Gill drained a 3-pointer at the 17:00 mark to give South Carolina a 43-29 lead. After Boggs knocked down a jumper to trim the Gamecocks' lead to 43-33 with 15:06 remaining, South Carolina outscored Western Carolina 26-10 over the next 10 minutes to pull away for the win.

Sophomore Eric Smith chipped in a career-high nine points and four assists for the Gamecocks.

Trey Sumler and Harouna Mutombo netted 11 points apiece to lead Western Carolina.

GAME 2 - SOUTH CAROLINA 53, ELON 58 ELON, N.C. - NOV. 15, 2011

ELON, N.C. - The South Carolina men's basketball team (1-1) suffered a 58-53 non-conference loss at Elon (1-1) on Tuesday. Freshman forward Anthony Gill and senior Malik Cooke led the Gamecocks with nine points each.

The team's combined for 42 fouls in the game, with the Gamecocks called for 24 and Elon 18.

South Carolina shot just 31.3 percent (20-64) in the contest, including an 11.1 percent (3-27) mark from 3-point range.

Elon was led by Lucas Troutman with 16 points on 5-of-8 shooting from the field and a 6-of-6 effort from the free throw line. Freshman guard Austin Hamilton chipped in 12 points and two assists.

Back and forth play was the story of the first part of the opening half. Two Troutman free throws gave Elon a 13-10 lead with 10:52 remaining in the first half.

The teams traded layups to follow, before consecutive dunks by sophomore guard Brian Richardson followed by a jumper by sophomore guard Eric Smith gave the Gamecocks their first lead of the game at 20-19 with just over four minutes remaining before halftime.

Elon regained the lead on two Kevin Blake free throws at the 3:52 mark and the Phoenix capitalized during the final minutes of the half to hold an 11-point lead at 34-23 at the break.

South Carolina used a 15-6 run through the first eight minutes of the second half to pull within two at 40-38. Foul trouble plagued the Gamecocks during the later portion of the contest, however, as both Cooke and junior guard Lakeem Jackson fouled out of the game.

Elon held the lead for the remainder of the second half and Ryley Beaumont hit four free throws with under 30 seconds remaining to close the win for the Phoenix.

Official Basketball Box Score -- Game Totals -- Final Statistics Western Carolina vs South Carolina 11/11/11 7 p.m. at Columbia, S.C. (Colonial Life Arena)

Western Carolina 50 • 0-1

#	Player	Total		3-Ptr		Rebounds			PF	TP	A	TO	Blk	Stl	Min
		FG	FGA	FG	FGA	FT	FTA	Off Def Tot							
32	KING, Tawaski	f	2-5	0-0	0-1	1	1	2	5	4	1	1	0	1	29
40	ROSS, Preston	f	0-2	0-2	1-2	0	0	0	1	1	0	1	0	0	12
05	SUMLER, Trey	g	2-5	2-3	5-6	1	3	4	2	11	4	5	0	1	35
22	MUTOMBO, Harouna	g	4-9	0-1	3-5	3	5	8	2	11	1	3	0	0	30
24	BOGGS, Brandon	g	3-8	1-4	0-0	2	1	3	2	7	1	3	2	1	28
00	TANKELEWICZ, Tom		2-5	1-2	1-2	2	2	4	1	6	0	0	0	1	14
01	HALL, Kenny		0-0	0-0	0-0	0	1	1	1	0	0	0	0	0	4
02	DUNFORD, Dillon		0-0	0-0	0-0	0	0	0	0	0	0	1	0	0	1
04	COLE, Keaton		3-9	2-6	0-0	0	1	1	0	8	3	5	0	3	28
25	SINCLAIR, James		1-1	0-0	0-0	0	0	0	0	2	0	0	0	0	3
33	HOLLIS, Ishmael		0-1	0-0	0-0	0	1	1	2	0	0	0	0	1	10
44	SMITHSON, Sam		0-2	0-0	0-0	1	0	1	1	0	0	0	2	0	6
Team						3	1	4							
Totals			17-47	6-18	10-16	13	16	29	17	50	10	19	4	8	200
FG % 1st Half:		9-22	40.9%	2nd half:	8-25	32.0%	Game:	17-47	36.2%	Deadball Rebounds 3,1					
3FG % 1st Half:		2-8	25.0%	2nd half:	4-10	40.0%	Game:	6-18	33.3%						
FT % 1st Half:		5-9	55.6%	2nd half:	5-7	71.4%	Game:	10-16	62.5%						

South Carolina 75 • 1-0

#	Player	Total		3-Ptr		Rebounds			PF	TP	A	TO	Blk	Stl	Min
		FG	FGA	FG	FGA	FT	FTA	Off Def Tot							
13	GILL, Anthony	f	6-7	1-1	1-2	2	2	4	2	14	1	1	0	0	23
15	COOKE, Malik	f	3-8	0-0	4-6	5	2	7	0	10	1	3	0	0	23
24	HARRIS, Damontre	f	1-4	0-0	1-2	1	0	1	4	3	0	1	2	0	19
30	JACKSON, Lakeem	g	2-4	0-0	1-1	2	8	10	2	5	5	0	0	3	21
32	LEONARD, Damien	g	2-10	1-5	0-0	1	0	1	1	5	0	1	1	1	22
01	WILLIAMS, Brenton		5-8	1-1	2-2	0	2	2	1	13	1	4	0	5	17
02	RICHARDSON, Brian		2-4	1-3	0-0	1	0	1	1	5	1	0	1	1	19
05	SMITH, Eric		4-6	1-2	0-2	0	0	0	0	9	4	1	0	0	19
33	SLAWSON, RJ		3-4	0-0	1-2	3	0	3	3	7	1	0	0	1	21
45	GEATHERS, Carlton		2-4	0-0	0-0	1	5	6	0	4	0	0	1	0	16
Team						2	0	2			1				
Totals			30-59	5-12	10-17	18	19	37	14	75	14	12	5	11	200
FG % 1st Half:		15-30	50.0%	2nd half:	15-29	51.7%	Game:	30-59	50.8%	Deadball Rebounds 1,2					
3FG % 1st Half:		1-4	25.0%	2nd half:	4-8	50.0%	Game:	5-12	41.7%						
FT % 1st Half:		4-6	66.7%	2nd half:	6-11	54.5%	Game:	10-17	58.8%						

Officials: Mike Kitts, Brian Shey, Carlos Gonzalez
Technical fouls: Western Carolina-None. South Carolina-None.
Attendance: 9330
2011-12 Season Opener

Score by periods	1st	2nd	Total
Western Carolina	25	25	50
South Carolina	35	40	75

Points	In	Off	2nd	Fast	Bench
WCU	18	15	9	10	16
SC	46	22	20	19	38

Last FG - WCU 2nd-00:33, SC 2nd-01:11.
Largest lead - WCU by 3 1st-13:26, SC by 27 2nd-01:11.

Score tied - 5 times.
Lead changed - 3 times.

Official Basketball Box Score -- Game Totals -- Final Statistics South Carolina vs Elon 11/15/11 7:00 p.m. at Elon, N.C. (Alumni Gym)

South Carolina 53 • 1-1

#	Player	Total		3-Ptr		Rebounds			PF	TP	A	TO	Blk	Stl	Min
		FG	FGA	FG	FGA	FT	FTA	Off Def Tot							
13	GILL, Anthony	f	4-5	0-0	1-3	2	7	9	4	9	0	2	1	0	28
15	COOKE, Malik	f	3-10	1-3	2-2	2	3	5	5	9	1	0	0	0	26
24	HARRIS, Damontre	f	2-6	0-0	4-7	6	4	10	1	8	0	1	1	2	26
30	JACKSON, Lakeem	g	2-4	0-0	1-2	3	1	4	5	5	1	2	0	2	26
32	LEONARD, Damien	g	2-17	1-11	2-2	2	0	2	2	7	2	0	0	2	27
01	WILLIAMS, Brenton		1-3	1-3	0-0	0	1	1	1	3	0	1	0	0	13
02	RICHARDSON, Brian		2-9	0-6	0-0	0	0	0	0	4	0	0	0	1	21
05	SMITH, Eric		3-5	0-2	0-1	0	1	1	2	6	2	1	0	1	14
33	SLAWSON, RJ		1-5	0-2	0-0	1	2	3	2	2	0	0	0	1	11
45	GEATHERS, Carlton		0-0	0-0	0-0	0	1	1	2	0	0	0	0	0	8
Team						2	2	4							
Totals			20-64	3-27	10-17	18	22	40	24	53	6	7	2	9	200
FG % 1st Half:		8-32	25.0%	2nd half:	12-32	37.5%	Game:	20-64	31.3%	Deadball Rebounds 3					
3FG % 1st Half:		0-12	0.0%	2nd half:	3-15	20.0%	Game:	3-27	11.1%						
FT % 1st Half:		7-11	63.6%	2nd half:	3-6	50.0%	Game:	10-17	58.8%						

Elon 58 • 1-1

#	Player	Total		3-Ptr		Rebounds			PF	TP	A	TO	Blk	Stl	Min
		FG	FGA	FG	FGA	FT	FTA	Off Def Tot							
21	BEAUMONT, Ryley	f	1-2	1-1	3-4	0	5	5	3	6	0	1	0	0	20
31	TROUTMAN, Lucas	f	5-8	0-0	6-6	2	3	5	4	16	2	2	2	0	25
01	SPRADLIN, Drew	g	2-5	2-4	0-0	1	4	5	1	6	2	4	0	0	25
10	HAMILTON, Austin	g	4-7	0-1	4-8	0	3	3	2	12	2	1	0	0	32
24	KOCH, Sebastian	g	0-5	0-4	2-2	1	2	3	2	2	1	1	0	0	27
00	BONNEY, Josh		0-2	0-0	0-0	0	2	2	1	0	0	1	0	1	7
11	BLAKE, Kevin		0-3	0-2	3-6	1	5	6	0	3	0	1	0	1	28
12	DUGAS, Roger		1-1	0-0	0-0	0	0	0	0	2	0	1	0	0	5
23	EDOMWONYI, Egeheosa		0-2	0-0	2-2	1	1	2	5	2	1	3	0	0	17
44	ERVIN, Brett		3-5	3-4	0-0	2	4	6	0	9	1	0	0	0	14
Team						0	1	1							
Totals			16-40	6-16	20-28	8	30	38	18	58	9	14	3	1	200
FG % 1st Half:		8-19	42.1%	2nd half:	8-21	38.1%	Game:	16-40	40.0%	Deadball Rebounds 2					
3FG % 1st Half:		5-8	62.5%	2nd half:	1-8	12.5%	Game:	6-16	37.5%						
FT % 1st Half:		13-16	81.3%	2nd half:	7-12	58.3%	Game:	20-28	71.4%						

Officials: John Hampton, Lee Cassell, John Heatly
Technical fouls: South Carolina-None. Elon-None.
Attendance: 1589

Score by periods	1st	2nd	Total
South Carolina	23	30	53
Elon	34	24	58

Points	In	Off	2nd	Fast	Bench
SC	26	8	10	6	15
ELON	10	2	7	0	16

Last FG - SC 2nd-00:01, ELON 2nd-04:58.
Largest lead - SC by 1 1st-04:38, ELON by 11 1st-00:16.

Score tied - 4 times.
Lead changed - 2 times.

GAME 3 - SOUTH CAROLINA 63, TENNESSEE STATE 64 COLUMBIA, S.C. - NOV. 20, 2011

COLUMBIA, S.C. - The South Carolina Gamecocks (1-2) suffered a 64-63 defeat against Tennessee State (2-2) on Sunday night at Colonial Life Arena competing in the Continental Tire Las Vegas Invitational. Sophomore guard Eric Smith led the Gamecocks with 18 points, doubling a career high.

Tennessee State started a run as the game passed the 10-minute mark and held a 15-9 lead with just over eight minutes left in the opening half. Carolina gained new life 30 seconds later after senior Malik Cooke poked the ball free from a Tiger guard and Lakeem Jackson collected the loose ball to take it down the floor and slam home a two-handed dunk.

Tennessee State's Robert Covington would hit a 3 at the other end, but Cooke would follow with a free throw and Damien Leonard hit a 3 from the corner to pull the Gamecocks to within three points of the Tigers with 5:31 left in the stanza. Following the under-four minute media timeout, Tennessee State's Jordan Cyphers buried two 3s and added three free throws, as the Tigers took a 33-19 lead into the locker room at halftime.

Sophomore forward Damontre Harris would convert a three-point play and Smith would hit a pair of 3s from the left wing to bring the Garnet and Black scratching back in the second half. With 10:07 left, Smith drove to the hole and dished a pass to RJ Slawson who finished the possession with a layup to near the score at 49-38.

The Tigers took a timeout to halt the momentum, but the Gamecocks' run wasn't over, as right off the break solid defense set up Cooke for a mid-range jumper followed by a 3 from the wing to pull within six points of the Tiger lead with 8:46 remaining.

Following the under-eight minute media timeout, Carolina pressed the Tigers off the break and Slawson came up with a steal at mid-court to set up a deep 3 from Smith at the top of the key to pull the Gamecocks to within two points with 7:20 left on the clock.

With 3:17 remaining, Tennessee State's Wil Peters hit a 3 to push the lead to 63-56 Tigers, but Smith would respond with two more 3s to pull the lead back to two with 1:19 remaining in the contest.

A steal by Leonard gave the ball to Carolina with under a minute left. Slawson would be fouled under the basket with a chance to tie, as the score stood at 64-62 with seven seconds remaining. Slawson would hit one of the two attempts from the line, and the Tigers would miss the front end of a bonus shot from the line at the other end, but Tennessee State held on to earn the 64-63 win.

The Gamecocks held the advantage in the paint, outscoring the Tigers 24-14 and holding the rebounding advantage by a mark of 33-28.

Smith posted a career high with 18 points, while Jackson would add 12, and Cooke and Slawson contributed 10 apiece.

GAME 4 - SOUTH CAROLINA 61, MISS VALLEY STATE 57 COLUMBIA, S.C. - NOV. 22, 2011

COLUMBIA, S.C. - The South Carolina Gamecocks (2-2) rallied for a 61-57 victory over Mississippi Valley State (0-4) on Tuesday night at Colonial Life Arena competing in the second game of the Continental Tire Las Vegas Invitational. Senior forward Malik Cooke led the Gamecocks with 18 points, and freshman guard Damien Leonard scored a career-high 16 points for the Gamecocks. Freshman forward Anthony Gill corralled a game-leading seven rebounds, and redshirt freshman Carlton Geathers blocked a career high three shots.

Mississippi Valley State was led by junior guard Terrance Joyner with 22 points and senior forward Falando Jones who tallied 11 points in the contest. The Delta Devil's senior guard Cor-J Cox pulled down a game-leading seven rebounds. Senior center Paul Crosby and freshman guard Luca Pajkovic added six boards for MVSU.

After giving up the first basket to Mississippi Valley State, the Gamecocks went on a 23-7 run to start the game. Leonard led the charge during the Gamecocks' surge with 12 points on a 4-of-5 performance from behind the arc. The run gave the Gamecocks a 14-point lead, their largest of the game, at the 8:16 mark in the first half.

Mississippi Valley State found a rhythm and went on a run of their own. The Delta Devils outscored the Gamecocks 14 to 5 over the last 6:59 of the first half to pull within four points at the break. Geathers blocked Amos Studivant's jumper in the lane that would have tied the game at 28. Cooke was fouled on the subsequent rebound and knocked down two free throws with 21 seconds left in the half to give the Gamecocks a 30-26 advantage at the break.

Mississippi Valley State took the lead early coming out of the locker room on back-to-back transition layups to begin the second half by Kevin Burwell and Terrance Joyner. Joyner drew sophomore forward Damontre Harris' third foul and converted a three-point play that gave the Delta Devils a 31-30 lead, their first lead of the game since the opening basket.

South Carolina, who had begun to chip away at the MVSU lead since the 6:36 mark in the second half, then began a feverish comeback that was ignited by the Gamecocks defense. Sophomore forward R.J. Slawson stole the ball at midcourt due to the South Carolina press. Sophomore guard Eric Smith drained a three-pointer, which was assisted by Slawson on a crosscourt pass, to cut the lead to five at 48-53 with 3:19 remaining. South Carolina continued to apply the press and forced another turnover, which resulted in two Leonard free throws to bring the Gamecocks to within three. A third consecutive steal, this time on an inbounds pass created a Leonard fast break layup to cut the MVSU lead to one at 52-53.

Gill drew a charge on Crosby to give the Gamecocks a chance to take the lead. Slawson drained a jumper with just 2:00 minutes remaining to take the lead at 54-53. Cooke put back a Slawson miss to extend the Gamecocks' lead to three. Cooke collected a loose ball and hit two free throws to make the score 58-53 with 55.7 to go in the game.

The Delta Devils cut the Gamecocks' lead to one at a score of 58-57 on shots by Cox and freshman guard Brent Arrington with just 24 seconds remaining, but Cooke extended the Gamecock lead to 61-57 on two trips to the line.

Official Basketball Box Score -- Game Totals -- Final Statistics Tennessee State vs South Carolina 11/20/11 6 p.m. at Columbia, S.C. (Colonial Life Arena)

Tennessee State 64 • 2-2

#	Player		Total		3-Ptr		Rebounds			PF	TP	A	TO	Blk	Stl	Min
			FG-FGA	FG-FGA	FT-FTA	Off	Def	Tot								
31	MOORE, Kenny	f	2-7	0-3	3-6	0	4	4	2	7	2	1	0	1	22	
33	COVINGTON, Robert	f	5-12	3-7	3-4	1	8	9	2	16	3	1	0	1	37	
34	RHETT, M.J.	f	0-1	0-0	0-0	0	2	2	4	0	1	1	0	1	15	
02	MILLER, Patrick	g	4-8	1-1	2-5	0	1	1	3	11	6	2	0	3	32	
10	PETERS, Wil	g	3-7	2-5	0-0	0	1	1	2	8	0	4	0	3	34	
03	BUTCHER, Kharon		1-1	1-1	0-0	0	2	2	1	3	2	0	0	0	15	
12	BAWA, Muniru		0-1	0-0	0-0	0	0	0	0	0	0	0	0	0	4	
21	THORNTON, Kellen		3-3	0-0	1-2	1	1	2	5	7	1	1	0	0	18	
44	GREEN, Michael		0-0	0-0	0-0	0	0	0	2	0	0	2	0	0	7	
45	CYPHERS, Jordan		3-7	3-5	3-4	1	1	2	2	12	0	1	1	0	16	
Team						3	2	5								
Totals			21-47	10-22	12-21	6	22	28	23	64	15	13	1	9	200	
FG % 1st Half: 10-26		38.5%	2nd half: 11-21		52.4%	Game: 21-47		44.7%							Deadball Rebounds 6,2	
3FG % 1st Half: 6-13		46.2%	2nd half: 4-9		44.4%	Game: 10-22		45.5%								
FT % 1st Half: 7-14		50.0%	2nd half: 5-7		71.4%	Game: 12-21		57.1%								

South Carolina 63 • 1-2

#	Player		Total		3-Ptr		Rebounds			PF	TP	A	TO	Blk	Stl	Min	
			FG-FGA	FG-FGA	FT-FTA	Off	Def	Tot									
13	GILL, Anthony	f	1-3	0-0	0-0	1	1	2	2	2	3	0	0	0	0	21	
15	COOKE, Malik	f	4-12	1-6	1-2	1	5	6	4	10	2	4	3	2	36	16	
24	HARRIS, Damontre	f	2-2	0-0	1-1	0	7	7	2	5	0	0	2	0	1	16	
30	JACKSON, Lakeem	g	5-6	0-0	2-4	0	2	2	1	12	3	4	0	0	0	26	
32	LEONARD, Damien	g	1-5	1-5	2-4	1	0	1	3	5	2	2	0	2	2	24	
01	WILLIAMS, Brenton		0-1	0-1	1-2	0	0	0	0	1	0	0	0	0	0	2	
02	RICHARDSON, Brian		0-8	0-5	0-0	1	0	1	3	0	2	0	0	0	0	16	
05	SMITH, Eric		6-10	5-7	1-1	0	2	2	2	18	1	4	0	0	0	18	
33	SLAWSON, RJ		3-7	0-2	4-6	3	3	6	3	10	0	2	1	1	1	28	
45	GEATHERS, Carlton		0-1	0-0	0-0	1	1	2	1	0	0	0	1	1	0	13	
Team						4	0	4									
Totals			22-55	7-26	12-20	12	21	33	21	63	13	16	7	5	200		
FG % 1st Half: 5-22 22.7%			2nd half: 17-33 51.5%	Game: 22-55 40.0%													Deadball Rebounds 4,2
3FG % 1st Half: 1-8 12.5%			2nd half: 6-18 33.3%	Game: 7-26 26.9%													
FT % 1st Half: 8-15 53.3%			2nd half: 4-5 80.0%	Game: 12-20 60.0%													

Official Basketball Box Score -- Game Totals -- Final Statistics Miss. Valley State vs South Carolina 11/22/11 7 p.m. at Columbia, S.C. (Colonial Life Arena)

Miss. Valley State 57 • 0-4

#	Player	Total		3-Ptr	Rebounds							PF	TP	A	TO	Blk	Stl	Min
		FG-FGA	FG-FGA	FT-FTA	Off	Def	Tot											
12	STUDIVANT,Amos	f	1-3	0-0	1-4	0	2	2	4	3	0	1	0	0	0	22		
23	JONES,Falando	f	3-7	1-2	4-4	0	2	2	5	11	6	1	1	3	32			
32	CROSBY,Paul	c	2-7	0-1	1-1	2	4	6	3	5	0	4	2	1	32			
03	JOYNER,Terrance	g	8-13	4-5	2-4	0	1	1	5	22	2	3	1	2	37			
25	BURWELL,Kevin	g	2-7	1-4	0-0	1	1	2	3	5	3	1	0	0	35			
05	PAJKOVIC,Luka		0-0	0-0	0-0	0	0	0	0	0	0	0	0	0	1			
11	ARRINGTON,Brent		1-5	0-3	2-3	2	4	6	2	4	1	2	0	2	16			
21	COX,Cor-J		3-7	1-2	0-0	1	7	8	2	7	0	2	1	0	25			
Team						1	2	3										
Totals			20-49	7-17	10-16	7	23	30	24	57	12	14	5	8	200			
FG % 1st Half: 7-24 29.2%		2nd half: 13-25 52.0%		Game: 20-49 40.8%												Deadball Rebounds 2,2		
3FG % 1st Half: 4-11 36.4%		2nd half: 3-6 50.0%		Game: 7-17 41.2%														
FT % 1st Half: 8-12 66.7%		2nd half: 2-4 50.0%		Game: 10-16 62.5%														

South Carolina 61 • 2-2

#	Player		Total		3-Ptr		Rebounds			PF	TP	A	TO	Blk	Stl	Min
			FG-FGA	FG-FGA	FT-FTA	Off	Def	Tot								
13	GILL, Anthony	f	3-6	0-0	2-3	3	5	8	3	8	1	2	0	0	29	
15	COOKE, Malik	f	4-8	0-3	10-12	1	3	4	1	18	3	1	2	3	32	
24	HARRIS, Damontre	f	1-3	0-0	2-2	2	1	3	2	4	0	1	1	0	19	
05	SMITH, Eric	g	3-6	2-3	0-1	1	2	3	2	8	2	4	0	2	31	
32	LEONARD, Damien	g	5-12	4-9	2-2	0	3	3	2	16	0	3	0	1	32	
02	RICHARDSON, Brian		1-5	0-3	0-0	0	2	2	1	2	1	1	0	0	11	
30	JACKSON, Lakeem		0-2	0-0	1-3	2	1	3	1	1	0	1	0	0	19	
33	SLAWSON, RJ		2-6	0-0	0-2	1	2	3	4	4	2	0	1	1	16	
45	GEATHERS, Carlton		0-0	0-0	0-0	0	3	3	1	0	0	0	3	0	11	
Team						2	2	4								
Totals				19-48	6-18	17-25	12	24	36	17	61	9	13	7	7	200
FG % 1st Half: 10-21 47.6% 2nd half: 9-27 33.3% Game: 19-48 39.6% Deadball																
3FG % 1st Half: 5-10 50.0% 2nd half: 1-8 12.5% Game: 6-18 33.3% Rebounds																
FT % 1st Half: 5-10 50.0% 2nd half: 12-15 80.0% Game: 17-25 68.0% 2,1																

GAME 5 - SOUTH CAROLINA, 62, #1 NORTH CAROLINA 87 LAS VEGAS, NEV. - NOV. 25, 2011

LAS VEGAS. - The South Carolina men's basketball team (2-3) suffered an 87-62 loss to No. 1 North Carolina (5-0) on Friday in the Continental Tire Las Vegas Invitational, held at the Orleans Arena in Las Vegas. Sophomore forward RJ Slawson had an impressive game for South Carolina, posting career highs with 13 points, 14 rebounds and four blocks in the loss.

The Gamecocks had four reach double figures in the game, with freshman guard Damien Leonard leading the way with 15 points, followed by Slawson with 13, senior forward Malik Cooke with 12 and freshman forward Anthony Gill with 10. Slawson's 14 rebounds were a game high.

The top-ranked Tar Heels were led by Harrison Barnes with 21 points, while John Henson added 18 and P.J. Hairston tallied 19. Sophomore guard Kendall Marshall collected 14 assists and six steals.

North Carolina jumped out to a 27-10 lead midway through the first half, but sparked by Slawson's play, the Gamecocks battled back before halftime, where the Tar Heels would hold a 45-32 advantage.

Leonard hit two early 3s in the second half to pull Carolina within 11 at 51-40 with 16 minutes to go in the half.

The teams would trade buckets, but UNC would use a late run to push the final score to 87-62.

South Carolina shot 41.8 percent from the floor, hitting a season high nine 3s in the contest, paced by Leonard's season high five 3s.

GAME 6 - SOUTH CAROLINA 60, SOUTHERN CALIFORNIA 63 LAS VEGAS, NEV. - NOV. 16, 2011

LAS VEGAS. - The South Carolina men's basketball team (2-4) suffered a 63-60 loss to Southern California (3-4) in the final round of the Continental Tire Las Vegas Invitational at the Orleans Arena on Saturday night in Las Vegas. Sophomore forward Damontre Harris led the Gamecocks with a season high 15 points, while the Trojans were paced by sophomore guard Maurice Jones with a game high 28 points.

Led by Harris' 15, three Gamecocks registered double-digit points, as senior forward Malik Cooke added 10 and sophomore guard Brian Richardson contributed a season high 12 points on 4-of-7 shooting from 3-point range. Harris collected a team high six rebounds. The Gamecocks were out-rebounded in the contest for the first time this season.

Jones led all scorers with 28 points, hitting a perfect 7-of-7 from beyond the arc, while adding two layups and three from the foul line. He played 39 minutes in the contest. Sophomore forward Dewayne Dedmon chipped in 15 points and junior forward Aaron Fuller led the Trojans with 10 rebounds.

A Richardson 3 gave South Carolina a 26-23 upperhand with just under four minutes remaining in the first half, but the Trojans would connect on three layups before halftime to hold a 30-26 advantage at the break.

Back-to-back layups by Harris and Cooke to open the second half knotted the score at 30-30 with 18:48 remaining.

The teams would trade baskets through the middle of the half, with neither team holding more than a five-point advantage. A 3 by Cooke with 8:39 remaining gave the Gamecocks a 48-44 edge, but Jones would bury three 3s over the next five minutes to give Southern California a 58-53 lead with 3:09 remaining.

The score stayed close during the final minutes of play. The Gamecocks found themselves down three with 43 seconds to go, but another clutch jumper by Cooke would pull Carolina within one at 60-61 with 33 seconds remaining.

A Gamecock foul would give Jones a one-and-one opportunity with 25 seconds to go. Jones scored both at the line and the Gamecocks were unable to connect on a 3 late in the set, as Southern California won 63-60.

Official Basketball Box Score -- Game Totals -- Final Statistics SC vs NC

11/25/11 7:00pm at The Orleans

SC 62 • 2-3

#	Player	Total		3-Ptr	Rebounds							Min	
		FG-FGA	FG-FGA	FT-FTA	Off	Def	Tot	PF	TP	A	TO		Blk
05	SMITH, Eric	* 2-6	2-5	0-0	0	0	0	1	6	3	3	0	27
13	GILL, Anthony	* 3-7	0-0	4-6	3	3	6	5	10	2	3	0	1 23
15	COOKE, Malik	* 4-9	2-2	2-4	2	3	5	3	12	4	3	2	2 29
24	HARRIS, Damontre	* 0-2	0-0	0-0	2	3	5	3	0	0	0	1	1 19
32	LEONARD, Damien	* 5-12	5-11	0-0	0	1	1	3	15	0	5	0	0 36
02	RICHARDSON, Brian	2-6	0-4	0-0	0	3	3	4	4	2	3	0	0 19
30	JACKSON, Lakeem	1-2	0-0	0-0	0	2	2	0	2	1	4	0	0 13
33	SLAWSON, RJ	6-10	0-1	1-2	4	10	14	4	13	0	4	4	1 31
45	GEATHERS, Carlton	0-1	0-0	0-0	0	2	2	2	0	0	0	0	0 3
Team					3	2	5						
Totals		23-55	9-23	7-12	14	29	43	25	62	12	25	7	5 200
FG % 1st Half: 12-25 48.0% 2nd half: 11-30 36.7% Game: 23-55 41.8% Deadball Rebounds 3													
3FG % 1st Half: 3-9 33.3% 2nd half: 6-14 42.9% Game: 9-23 39.1%													
FT % 1st Half: 5-9 55.6% 2nd half: 2-3 66.7% Game: 7-12 58.3%													

NC 87 • 5-0

#	Player	Total		3-Ptr	Rebounds				PF	TP	A TO Blk Stl				Min
		FG-FGA	FG-FGA	FT-FTA	Off	Def	Tot								
01	Dexter Strickland	* 1-3	0-0	0-0	0	3	3	2	2		1	2	0	0	32
05	Kendall Marshall	* 2-3	0-0	0-0	0	2	2	1	4		14	1	0	6	32
31	John Henson	* 8-15	0-0	2-6	2	6	8	2	18		1	2	1	0	29
40	Harrison Barnes	* 6-10	2-3	7-10	2	3	5	2	21		0	3	0	1	24
44	Tyler Zeller	* 4-12	0-0	4-6	4	1	5	4	12		1	1	1	2	20
11	Stilman White	1-1	1-1	0-0	0	0	0	0	3		1	0	0	0	3
14	Desmond Hubert	0-0	0-0	0-0	0	0	0	0	0		0	0	0	0	1
15	P.J. Hairston	5-8	5-8	4-6	1	1	2	1	19		0	0	0	1	15
21	Jackson Simmons	0-0	0-0	0-0	1	0	1	0	0		0	1	0	0	1
22	David Dupont	0-1	0-1	0-0	0	0	0	0	0		0	0	0	0	1
24	Justin Watts	1-4	0-1	0-0	0	1	1	1	2		0	0	0	1	8
30	Patrick Crouch	0-0	0-0	0-0	0	0	0	0	0		1	0	0	0	1
34	Stewart Cooper	0-0	0-0	0-0	0	0	0	0	0		0	0	0	0	1
35	Reggie Bullock	0-4	0-2	0-0	3	2	5	0	0		3	0	0	0	13
43	James Michael McAdoo	3-6	0-0	0-2	0	1	1	2	6		0	0	1	0	19
Team					2	0	2								
Totals		31-67	8-16	17-30	15	20	35	15	87		22	10	3	11	200
FG % 1st Half: 16-35 45.7% 2nd half: 15-32 46.9% Game: 31-67 46.3%															Deadball Rebounds 5
3FG % 1st Half: 3-7 42.9% 2nd half: 5-9 55.6% Game: 8-16 50.0%															
FT % 1st Half: 10-15 66.7% 2nd half: 7-15 46.7% Game: 17-30 56.7%															

Last FG - SC 2nd-00:30, NC 2nd-00:52.
Largest lead - SC None, NC by 27 2nd-00:52.

Score tied - 0 times.
Lead changed - 0 times.

Official Basketball Box Score -- Game Totals -- Final Statistics Southern Cal vs South Carolina

11/26/11 4:30pm at The Orleans

Southern Cal 63 • 3-4

#	Player	Total		3-Ptr	Rebounds					PF	TP	A	TO	Blk	Stl	Min
		FG-FGA	FG-FGA	FT-FTA	Off	Def	Total									
02	ALLEN, G	* 1-4	0-3	0-0	0	1	1	2	3	0	0	0	32			
10	Jones, Maurice	* 9-15	7-7	3-5	0	1	1	2	28	2	3	0	2	39		
14	DEDMON, D	* 6-8	0-0	3-3	5	3	8	3	15	0	2	1	3	35		
21	Fuller, Aaron	* 2-6	0-0	2-4	6	4	10	2	6	2	2	0	1	35		
25	WESLEY, B	* 4-7	0-0	0-0	1	1	2	3	8	0	2	0	0	35		
03	Moore, Alexis	0-2	0-0	0-0	0	1	1	1	0	0	1	0	0	13		
24	Munoz, Daniel	0-1	0-0	0-0	1	0	1	0	0	0	0	0	0	0		
31	Błaszczyk, James	0-1	0-0	0-0	0	2	2	0	0	0	0	0	0	5		
33	JACKSON, G	2-4	0-1	0-0	0	1	1	1	4	0	0	0	0	6		
Team					1	0	1									
Totals		24-48	7-11	8-12	14	14	28	13	63	7	10	1	6	200		
FG % 1st Half: 12-28 42.9%		2nd half: 12-20 60.0%		Game: 24-48 50.0%		Deadball Rebounds 2										
3FG % 1st Half: 2-5 40.0%		2nd half: 5-6 83.3%		Game: 7-11 63.6%												
FT % 1st Half: 4-6 66.7%		2nd half: 4-6 66.7%		Game: 8-12 66.7%												

South Carolina 60 • 2-4

#	Player	Total		3-Ptr	Rebounds			PF	TP	A	TO	Blk	Stl	Min
		FG-FGA	FG-FGA	FT-FTA	Off	Def	Total							
05	SMITH, Eric	* 1-1	1-1	0-0	0	0	0	4	3	1	3	0	1	20
13	GILL, Anthony	* 2-3	0-0	3-3	2	0	2	2	7	2	0	0	2	18
15	COOKE, Malik	* 4-5	1-2	1-1	0	2	2	2	10	0	3	0	1	30
24	HARRIS, Damontre	* 7-11	0-0	1-1	3	3	6	1	15	0	0	2	0	30
32	LEONARD, Damien	* 0-6	0-4	0-0	0	0	0	2	0	0	1	0	0	23
02	RICHARDSON, Brian	4-9	4-7	0-0	0	2	2	2	12	1	2	0	0	27
30	JACKSON, Lakeem	1-1	0-0	2-2	0	1	1	1	4	4	3	1	0	20
33	SLAWSON, RJ	3-6	2-3	1-1	0	3	3	1	9	2	1	1	0	29
45	GEATHERS, Carlton	0-0	0-0	0-0	0	0	0	1	0	0	0	0	0	3
Team					1	1	2							
Totals		22-42	8-17	8-8	6	12	18	16	60	10	13	4	4	200
FG % 1st Half: 10-22 45.5%		2nd half: 12-20 60.0%		Game: 22-42 52.4%		Deadball Rebounds 0								
3FG % 1st Half: 4-10 40.0%		2nd half: 4-7 57.1%		Game: 8-17 47.1%										
FT % 1st Half: 2-2 100.0		2nd half: 6-6 100.0		Game: 8-8 100.0										

GAME 7 - SOUTH CAROLINA 67, PROVIDENCE 76

COLUMBIA, S.C. - DEC. 1, 2011

COLUMBIA, S.C. - Despite a late rally, South Carolina (2-5) could not overcome a 14-point deficit and suffered a 76-67 defeat to Providence (6-2) at Colonial Life Arena on Thursday night as a part of the Big East/SEC Challenge. Senior forward Malik Cooke led the Gamecock offense, shooting 8-of-12 from the field and scoring a season-high 21 points. Sophomore guard Eric Smith also added 16 points.

Sophomore forward R.J. Slawson's eight rebounds paced South Carolina in holding a 40-34 advantage in the rebounding category, and freshman forward Carlton Geathers tied a career-high with three blocks on the night.

The Friars found themselves with a 15-8 lead as the game crossed the 11:00 mark in the first half, but a 3-point basket from Cooke from the top of the key and a tough layup brought the Gamecocks to within two at the halfway point of the first half. Providence would maintain the lead though near the end of the half and went into the break leading the game 34-27.

Carolina would fight back in the second half with a 7-0 run started by a Lakeem Jackson dunk with 11:50 left to play. Cooke would follow with two free throws and sophomore guard Brian Richardson capped off the run with a three-point play to make the game 51-47 Friars with 8:58 left to go.

Providence answered with a pair of free throws by Gerard Coleman and staved off the Gamecock rally to open their lead back up to 10 with five and a half minutes left.

South Carolina staged a late comeback as Cooke hit his third 3 of the night and sophomore Bruce Ellington finished off an acrobatic layup with 3:34 remaining. Cooke would hit another jumper to cut the Friar lead to seven, but Providence would answer with solid free throw shooting to close out the game.

GAME 8 - SOUTH CAROLINA 58, CLEMSON 55

CLEMSON, S.C. - DEC. 4, 2011

CLEMSON, S.C. - Malik Cooke hit two free throws with 6.7 seconds remaining to seal a 58-55 South Carolina victory over Clemson on Sunday at Littlejohn Coliseum. The Gamecocks improve to 3-5 on the year, while Clemson falls to 4-3. The victory was South Carolina's first at Clemson since the 2003 campaign, while it was Carolina's second straight victory over the Tigers.

Sophomore forward Damontre Harris contributed 10 points, six rebounds and a career-high five blocks to pace the Gamecocks, and Cooke sealed the win with two free throws in the final seven seconds en route to six points, eight rebounds and four steals in the game. In just his second game back with the basketball team, sophomore guard Bruce Ellington contributed nine points, including two key free throws with 13 seconds remaining.

Both teams traded baskets to start the contest before Clemson extended its lead to 22-16 with 8:31 remaining in the opening half. Sophomore guard Eric Smith responded for Carolina with a driving layup, but Clemson's Andre Young connected on a 3 for a 25-18 Tiger advantage with 5:44 on the clock.

Both team's had their offensive chances the remainder of the half. Young hit a layup, and a 3 by Tanner Smith pushed the Tiger lead to 35-25 with just seconds remaining before halftime, but Ellington stepped to the 3-point line and hit a jumper with 1.9 seconds on the clock to pull the Gamecocks within seven at the break, 35-28.

Both teams started slow on the offensive end to open the second half. Junior forward Lakeem Jackson hit a bank shot with 18:42 on the clock and Cooke connected on a jumper 30 seconds later, as the Tiger lead was just three points at the 16-minute mark.

A putback by Harris with 4:36 on the clock knotted the score at 47-47, before a layup by freshman forward Anthony Gill with just over three minutes remaining gave the Gamecocks a 49-47 advantage.

Clemson responded to tie the score at 49 before Gill gave the Gamecocks a 52-49 advantage on a 3 from the wing with 1:19 on the clock.

Clemson's Devin Booker made two free throws to pull within one at 52-51 with 58.1 on the clock, before Smith hit a crucial shot for the Gamecocks, connecting on a jumper assisted by Ellington with 25.9 seconds remaining, pushing the Carolina advantage to 54-51.

Ellington and Cooke both connected on free throw opportunities down the stretch, and Clemson's Smith was unable to tie the score on three free throw attempts, as the Gamecock earned the 58-55 victory.

Official Basketball Box Score -- Game Totals -- Final Statistics

Providence College vs South Carolina

12/1/11 7 p.m. at Columbia, S.C. (Colonial Life Arena)

Providence College 76 • 6-2

##	Player	Total		3-Ptr		Rebounds			PF	TP	A TO Blk			Stl	Min
		FG-FGA	FG-FGA	FT-FTA	Off Def Tot										
23	HENTON, LaDontae	f	6-9	3-3	3-3	3	5	8	1	18	2	2	0	0	40-
34	GIPLAYE, Ron	f	0-2	0-0	1-2	0	3	3	3	1	0	0	2	0	13
01	COLEMAN, Gerard	g	4-9	0-1	10-13	0	4	4	0	18	4	3	0	1	40
11	COTTON, Bryce	g	3-8	2-4	5-5	2	4	6	2	13	4	3	0	1	39
32	COUNCIL, Vincent	g	7-14	1-3	1-2	0	0	0	2	16	6	5	1	2	39
13	KOFANE, Brice		0-1	0-0	0-0	0	2	2	1	0	0	0	0	0	5
21	GOLDSBROUGH, Lee		0-0	0-0	0-0	0	0	0	0	0	0	0	0	0	2
42	DIXON, Bilal		4-7	0-0	2-2	2	5	7	1	10	0	2	7	0	22
	Team					0	4	4							
Totals			24-50	6-11	22-27	7	27	34	10	76	16	15	10	4	200

FG % 1st Half: 13-28 46.4% 2nd half: 11-22 50.0% Game: 24-50 48.0% Deadball
3FG % 1st Half: 3-5 60.0% 2nd half: 3-6 50.0% Game: 6-11 54.5% Rebounds
FT % 1st Half: 5-7 71.4% 2nd half: 17-20 85.0% Game: 22-27 81.5% 2

South Carolina 67 • 2-5

##	Player	Total		3-Ptr		Rebounds			PF	TP	A TO Blk			Stl	Min
		FG-FGA	FG-FGA	FT-FTA	Off Def Tot										
13	GILL, Anthony	f	3-6	0-0	1-1	2	1	3	0	7	2	1	0	0	17
15	COOKE, Malik	f	8-12	3-5	2-2	2	1	3	2	21	3	4	2	4	33
24	HARRIS, Damontre	f	0-1	0-0	0-0	1	1	2	1	0	0	0	1	0	15
05	SMITH, Eric	g	6-13	3-8	1-2	1	2	3	2	16	1	0	0	2	28
32	LEONARD, Damien	g	0-5	0-5	0-0	0	2	2	1	0	0	1	0	0	9
02	RICHARDSON, Brian		2-12	0-6	1-1	2	2	4	3	5	0	0	0	0	17
23	ELLINGTON, Bruce		3-11	0-4	0-0	1	1	2	3	6	1	2	0	0	27
30	JACKSON, Lakeem		2-4	0-1	0-0	5	1	6	2	4	1	2	0	1	24
33	SLAWSON, RJ		2-8	0-1	4-4	4	4	8	4	8	1	2	1	2	22
45	GEATHERS, Carlton		0-0	0-0	0-0	0	3	3	1	0	0	1	3	0	8
	Team					2	2	4							
Totals			26-72	6-30	9-10	20	20	40	19	67	9	13	7	9	200

FG % 1st Half: 12-39 30.8% 2nd half: 14-33 42.4% Game: 26-72 36.1% Deadball
3FG % 1st Half: 2-14 14.3% 2nd half: 4-16 25.0% Game: 6-30 20.0% Rebounds
FT % 1st Half: 1-2 50.0% 2nd half: 8-8 100.0% Game: 9-10 90.0% 1

Officials: Doug Simrons, Karl Hess, Mike Roberts
Technical fouls: Providence College-None. South Carolina-None.
Attendance: 7476
Big East/SEC Challenge

Score by periods	1st	2nd	Total
Providence College	34	42	76
South Carolina	27	40	67

Points	In Paint	Off T/O	2nd Chance	Fast Break	Bench
PC	34	19	11	16	10
SC	36	14	21	4	23

Last FG - PC 2nd-01:36, SC 2nd-00:35. Score tied - 1 time.
Largest lead - PC by 14 2nd-04:04, SC by 2 1st-19:09. Lead changed - 1 time.

Official Basketball Box Score -- Game Totals -- Final Statistics

South Carolina vs Clemson

12/4/11 3:30 PM at Clemson, SC (Littlejohn Coliseum)

South Carolina 58 • 3-5

##	Player	Total		3-Ptr		Rebounds			PF	TP	A TO Blk			Stl	Min
		FG-FGA	FG-FGA	FT-FTA	Off Def Tot										
13	GILL, Anthony	f	3-7	2-3	2-4	0	6	6	4	10	0	0	0	0	24
15	COOKE, Malik	f	2-10	0-2	2-4	5	3	8	2	6	1	1	0	4	35
24	HARRIS, Damontre	f	4-9	0-0	2-2	3	3	6	2	10	0	1	5	1	35
30	JACKSON, Lakeem	f	4-5	0-1	0-1	1	3	4	1	8	2	2	0	0	25
05	SMITH, Eric	g	2-3	0-1	0-0	0	2	2	2	4	3	1	0	0	22
02	RICHARDSON, Brian		3-4	2-3	1-2	1	2	3	0	9	0	0	0	0	22
23	ELLINGTON, Bruce		2-8	1-4	4-4	0	0	0	3	9	2	2	0	1	23
32	LEONARD, Damien		1-3	0-1	0-0	0	0	0	0	2	0	0	0	0	5
33	SLAWSON, RJ		0-0	0-0	0-0	0	1	1	2	0	0	0	0	0	6
45	GEATHERS, Carlton		0-1	0-0	0-0	0	0	0	0	0	0	0	0	0	3
	Team					0	3	3							
Totals			21-50	5-15	11-17	10	23	33	16	58	8	8	5	6	200

FG % 1st Half: 12-26 46.2% 2nd half: 9-24 37.5% Game: 21-50 42.0% Deadball
3FG % 1st Half: 4-10 40.0% 2nd half: 1-5 20.0% Game: 5-15 33.3% Rebounds
FT % 1st Half: 0-0 0.0% 2nd half: 11-17 64.7% Game: 11-17 64.7% 3

Clemson 55 • 4-3

##	Player	Total		3-Ptr		Rebounds			PF	TP	A TO Blk			Stl	Min
		FG-FGA	FG-FGA	FT-FTA	Off Def Tot										
24	Jennings, Milton	f	3-8	0-1	1-2	2	2	4	1	7	1	5	0	0	31
31	Booker, Devin	f	2-7	0-0	2-2	4	5	9	2	6	2	2	0	1	31
04	Hall, Rod	g	2-2	1-1	1-2	0	0	0	5	6	3	0	0	0	34
05	Smith, Tanner	g	2-7	2-5	6-7	0	6	6	1	12	5	0	0	1	36
11	Young, Andre	g	3-11	2-9	0-0	2	5	7	1	8	2	0	0	0	35
01	Sapp, T.J.		1-3	0-1	0-0	0	0	0	1	2	0	1	0	1	12
10	Baciu, Catalin		4-4	0-0	2-3	1	2	3	2	10	0	0	1	0	9
21	Narcisse, Bryan		2-8	0-1	0-0	2	0	2	1	4	0	2	0	0	8
22	Sullivan, Bernard		0-0	0-0	0-0	0	1	1	0	0	0	0	0	0	2
32	McDaniels, K.J.		0-0	0-0	0-0	0	0	0	0	0	0	0	0	0	2
	Team					0	1	1							
Totals			19-50	5-18	12-16	11	22	33	15	55	13	11	1	3	200

FG % 1st Half: 12-26 46.2% 2nd half: 7-24 29.2% Game: 19-50 38.0% Deadball
3FG % 1st Half: 5-11 45.5% 2nd half: 0-7 0.0% Game: 5-18 27.8% Rebounds
FT % 1st Half: 6-9 66.7% 2nd half: 6-7 85.7% Game: 12-16 75.0% 1

Officials: Roger Ayers, Tony Greene, Gary Maxwell
Technical fouls: South Carolina-None. Clemson-None.
Attendance: 7238

Score by periods	1st	2nd	Total
South Carolina	28	30	58
Clemson	35	20	55

Points	In Paint	Off T/O	2nd Chance	Fast Break	Bench
SC	26	13	9	0	20
CU	22	9	8	4	16

Last FG - SC 2nd-00:29, CU 2nd-00:17. Score tied - 4 times.
Largest lead - SC by 5 1st-17:48, CU by 10 1st-00:24. Lead changed - 8 times.

GAME 9 - SOUTH CAROLINA, 66, PRESBYTERIAN 58

COLUMBIA, S.C. - DEC. 13, 2011

COLUMBIA, S.C. - Bruce Ellington tallied a season high 15 points to lead South Carolina (4-5) to its second straight win with a 66-58 victory over Presbyterian (4-5) Tuesday night at the Colonial Life Arena.

Ellington, who has increased his scoring output in all three games that he has played since returning to the team, also hit his season high marks with three assists and a steal. Malik Cooke was nearly perfect in his 14-point night, going 5-for-7 from the field and 3-for-3 from the charity stripe. He also made his lone attempt from 3-point range.

Freshman Anthony Gill put together a 10-point, 8-rebound effort, and sophomore Damontre Harris matched his career high with five blocks in the game.

After beginning the night cold from the field and falling behind 20-10 midway through the first half, South Carolina used a 12-0 run over a two-minute period in the second half to turn the tide.

Trailing 30-28, Ellington's free throw on the backend of a three-point play with 15:37 remaining in the game gave the Gamecocks their first lead of the game at 31-30. Brian Richardson added two on Carolina's next possession, and Cooke finished a reverse layup in transition to push the lead to 35-30.

Following a timeout, Cooke responded with five more unanswered points to give the Gamecocks a double-digit lead before the Blue Hose ended the bleeding with a bucket with 13:41 remaining in the game.

Presbyterian was unable to pull within four points for the remainder of the contest with South Carolina swelling its lead to as many as 14 points. The Gamecocks shot 70.4 percent from the field in the second half after only hitting 7-of-29 shots in the first half.

GAME 10 - SOUTH CAROLINA 66, #2 OHIO STATE 74

COLUMBIA, S.C. - DEC. 17, 2011

COLUMBIA, S.C. - South Carolina gave No. 2/2 Ohio State a scare, but the Buckeyes were able to hold on late for a 74-66 win Saturday afternoon at Colonial Life Arena. Ohio State improves to 10-1, and South Carolina falls to 4-6.

Ohio State's Deshaun Thomas posted a career-high 30 points in the absence of Jared Sullinger to lead the Buckeyes to their smallest margin of victory against an unranked opponent. William Buford added 17 points, and Lenzelle Smith Jr. had nine points and nine rebounds for the Buckeyes.

Malik Cooke hit a season-high 21 points and added three assists and two steals for South Carolina. Anthony Gill contributed 11 points and a team-high four rebounds.

Ohio State only got six minutes out of Sullinger, the Preseason Player of the Year who left the court in the first half after injuring his foot. The sophomore had three points, two rebounds and a block before leaving the building on crutches.

The Gamecocks took a 33-29 lead into the half courtesy of Cooke's 10 points and an all-around effort that saw eight players score in the half. The Buckeyes jumped out to a seven-point lead midway through the opening half before the Gamecocks evened the score at 22 with a 3-pointer by Eric Smith with five minutes remaining in the period.

South Carolina took its first lead at 27-26 when Damien Leonard popped a 3-pointer from the baseline, and the team solidified the halftime advantage with Damontre Harris and Cooke scoring the final four points of the half.

Two minutes into the second half, Cooke left the game with an injury, and the Buckeyes took advantage with a 17-6 run to reclaim the lead and momentum before Cooke returned with 12 minutes to go in the game.

Ohio State pushed its advantage to as many as 13 points in the final five minutes before the Gamecocks fought back in the closing minutes. Trailing 73-66 with 32 seconds remaining, South Carolina had an opportunity to turn it into a two-possession game, but Ohio State forced a turnover and hit a free throw to seal the victory.

Official Basketball Box Score -- Game Totals -- Final Statistics

Presbyterian vs South Carolina

12/13/11 7 p.m. at Columbia, S.C. (Colonial Life Arena)

Presbyterian 58 • 4-5

#	Player	Total		3-Ptr	Rebounds			PF	TP	A	TO	Blk	Stl	Min
		FG-FGA	FG-FGA		Off	Def	Tot							
34	COLEMAN, Al'Lonzo	f	4-9	0-0	2-4	1	5	6	5	10	3	3	0	31
44	REYNOLDS, Jay	f	4-7	0-0	1-2	3	1	4	1	9	0	2	0	32
11	JOHNSON, Josh	g	4-8	3-7	2-2	0	5	5	1	13	1	0	1	33
24	MUTAKABBIR, Khalid	g	6-11	3-4	0-0	0	2	2	4	15	1	3	0	37
33	WASHINGTON, Eric	g	0-3	0-2	2-2	2	3	5	1	2	6	6	0	23
01	CLYBURN, Joshua		0-0	0-0	0	0	0	0	1	0	1	2	0	11
02	DEIHL, Tyler		0-0	0-0	0	0	0	0	0	0	0	0	0	1
03	MILLER, Pierre		3-6	1-4	1-1	0	0	0	0	8	1	2	0	23
05	HARGRAVE, Ryan		0-1	0-1	0-0	0	0	0	0	0	0	0	0	3
13	TRUSS, William		0-0	0-0	0	0	0	0	0	0	0	0	0	3
20	McTAVISH, Ryan		0-0	0-0	1-2	0	0	0	0	1	0	0	1	0
	Team				1	1	2							
Totals			21-45	7-18	9-13	7	17	24	13	58	13	18	2	200

FG % 1st Half: 10-20 50.0% 2nd half: 11-25 44.0% Game: 21-45 46.7% Deadball Rebounds 0,2
3FG % 1st Half: 5-10 50.0% 2nd half: 2-8 25.0% Game: 7-18 38.9%
FT % 1st Half: 0-0 0.0% 2nd half: 9-13 69.2% Game: 9-13 69.2%

South Carolina 66 • 4-5

#	Player	Total		3-Ptr	Rebounds			PF	TP	A	TO	Blk	Stl	Min
		FG-FGA	FG-FGA		Off	Def	Tot							
13	GILL, Anthony	f	3-6	1-1	3-3	4	4	8	2	10	2	5	0	33
15	COOKE, Malik	f	5-7	1-1	3-3	1	3	4	1	14	2	1	0	27
24	HARRIS, Damontre	f	4-6	0-0	1-1	0	3	3	4	9	2	1	5	26
05	SMITH, Eric	g	0-4	0-1	0-0	0	3	3	1	0	2	0	0	19
30	JACKSON, Lakeem	g	3-4	0-0	0-0	1	1	2	0	6	3	0	0	20
01	WILLIAMS, Brenton		0-3	0-2	0-0	0	0	0	0	0	0	0	0	5
02	RICHARDSON, Brian		1-4	0-1	0-0	1	2	3	1	2	0	2	0	14
23	ELLINGTON, Bruce		6-14	1-3	2-4	2	1	3	1	15	3	2	0	25
32	LEONARD, Damien		3-5	2-2	0	0	0	2	8	0	2	0	0	10
33	SLAWSON, RJ		1-3	0-0	0-0	1	3	4	2	2	0	0	2	17
45	GEATHERS, Carlton		0-0	0-0	0-0	0	1	1	1	0	0	0	0	4
	Team				2	0	2							
Totals			26-56	5-11	9-11	12	21	33	15	66	14	13	7	200

FG % 1st Half: 7-29 24.1% 2nd half: 19-27 70.4% Game: 26-56 46.4% Deadball Rebounds 1
3FG % 1st Half: 1-5 20.0% 2nd half: 4-6 66.7% Game: 5-11 45.5%
FT % 1st Half: 4-4 100.0% 2nd half: 5-7 71.4% Game: 9-11 81.8%

Officials: John Cahill, J.B. Caldwell, Mike Kitts
Technical fouls: Presbyterian-None. South Carolina-None.
Attendance: 7003

Score by periods	1st	2nd	Total					
Presbyterian	25	33	58	Points	In	Off	2nd	Fast
South Carolina	19	47	66	PresB	Paint	T/O	Chance	Break
				SC	34	20	12	19

Last FG - PRESB 2nd-02:53, SC 2nd-02:16.
Largest lead - PRESB by 10 1st-07:11, SC by 14 2nd-07:07.

Score tied - 1 time.
Lead changed - 1 time.

Official Basketball Box Score -- Game Totals -- Final Statistics

Ohio State vs South Carolina

12/17/11 12 p.m. at Columbia, S.C. (Colonial Life Arena)

Ohio State 74 • 10-1

#	Player	Total		3-Ptr	Rebounds			PF	TP	A	TO	Blk	Stl	Min
		FG-FGA	FG-FGA		Off	Def	Tot							
00	Sullinger, Jared	f	1-2	0-0	1-1	1	1	2	1	3	0	1	1	6
01	Thomas, Deshaun	f	13-16	2-5	2-3	5	1	6	2	30	3	5	0	40
04	Craft, Aaron	g	1-3	0-1	2-5	1	2	3	3	4	4	1	0	38
32	Smith Jr., Lenzelle	g	2-6	1-1	4-4	4	5	9	3	9	3	3	0	33
44	Buford, William	g	5-14	2-6	5-5	0	5	5	2	17	5	1	0	40
02	Sibert, Jordan		0-2	0-2	0-0	0	1	1	0	0	1	0	0	7
03	Scott, Shannon		0-0	0-0	0-0	0	0	0	1	0	0	0	0	2
12	Thompson, Sam		0-0	0-0	0-0	0	0	0	0	0	0	0	0	1
23	Williams, Amir		3-5	0-0	0-0	1	3	4	3	6	0	0	2	15
30	Ravenel, Evan		2-5	0-0	1-2	2	1	3	4	5	0	2	0	18
	Team				0	0	0							
Totals			27-53	5-15	15-20	14	19	33	19	74	16	13	3	200

FG % 1st Half: 12-26 46.2% 2nd half: 15-27 55.6% Game: 27-53 50.9% Deadball Rebounds 4
3FG % 1st Half: 1-7 14.3% 2nd half: 4-8 50.0% Game: 5-15 33.3%
FT % 1st Half: 4-5 80.0% 2nd half: 11-15 73.3% Game: 15-20 75.0%

South Carolina 66 • 4-6

#	Player	Total		3-Ptr	Rebounds			PF	TP	A	TO	Blk	Stl	Min
		FG-FGA	FG-FGA		Off	Def	Tot							
13	GILL, Anthony	f	4-6	0-0	3-3	2	2	4	2	11	2	4	1	0
15	COOKE, Malik	f	6-10	0-1	9-10	2	2	4	2	21	3	2	1	31
24	HARRIS, Damontre	f	2-4	0-0	0-0	0	2	2	0	4	1	0	0	28
05	SMITH, Eric	g	2-5	1-2	0-0	1	0	1	0	5	1	2	0	23
30	JACKSON, Lakeem	g	3-7	0-0	0-1	1	1	2	4	6	0	1	0	28
02	RICHARDSON, Brian		0-1	0-0	0	0	0	0	0	0	1	1	0	3
23	ELLINGTON, Bruce		3-8	2-5	0-0	0	1	1	4	8	1	1	1	23
32	LEONARD, Damien		2-6	2-6	1-2	1	2	3	3	7	0	2	0	22
33	SLAWSON, RJ		1-2	1-2	0-0	0	0	0	3	3	0	1	0	16
45	GEATHERS, Carlton		0-0	0-0	1-2	1	2	3	0	1	0	0	1	8
	Team				0	0	0							
Totals			23-49	6-16	14-18	8	12	20	18	66	9	14	4	200

FG % 1st Half: 13-24 54.2% 2nd half: 10-25 40.0% Game: 23-49 46.9% Deadball Rebounds 3,1
3FG % 1st Half: 4-7 57.1% 2nd half: 2-9 22.2% Game: 6-16 37.5%
FT % 1st Half: 3-5 60.0% 2nd half: 11-13 84.6% Game: 14-18 77.8%

Officials: Tony Greene, Mike Eades, Mark Whitehead
Technical fouls: Ohio State-Williams, Amir. South Carolina-None.
Attendance: 13654

Score by periods	1st	2nd	Total					
Ohio State	29	45	74	Points	In	Off	2nd	Fast
South Carolina	33	33	66	OSU	Paint	T/O	Chance	Break
				SC	38	15	19	8

Last FG - OSU 2nd-00:49, SC 2nd-00:35.
Largest lead - OSU by 13 2nd-04:46, SC by 6 2nd-18:33.

Score tied - 5 times.
Lead changed - 6 times.

GAME 11 - SOUTH CAROLINA 62, SE LOUISIANA 43

COLUMBIA, S.C. - DEC. 21, 2011

COLUMBIA, S.C. - South Carolina (5-6) coasted to a 62-43 victory over Southeastern Louisiana (5-5) Wednesday night in the final match before the Christmas holiday behind 14-point efforts from Malik Cooke and Anthony Gill.

Gill's 14 points matched his career high on what was a balanced scoring night for the Gamecocks. Cooke added three assists, two blocks and a season high four steals to his 14 points in another solid outing for the lone senior.

It was a strong defensive outing for South Carolina with season best marks of 11 steals and 26 forced turnovers. The 43 points scored by Southeastern Louisiana was a season-low for the Lions, who never led in the contest.

Leading 14-13, South Carolina closed out the first half on an 11-0 run in a nine-minute span and increased the lead with another 11-0 run over a two-minute span to push the score to 38-19.

The Gamecocks pushed their lead to as many as 25 points to coast to the victory. The Lions never came closer than 12 points in the final 10 minutes of the game.

GAME 12 - SOUTH CAROLINA 57, WOFFORD 45

COLUMBIA, S.C. - DEC. 28, 2011

COLUMBIA, S.C. - South Carolina continued its winning ways after the holiday break with a 57-45 win against in-state foe Wofford (7-6) Wednesday night at the Colonial Life Arena. Bruce Ellington scored a season high 17 points behind a 5-for-6 effort from beyond the arc to pace the Gamecocks (6-6).

Freshman Damien Leonard scored 14 points in 16 minutes of action courtesy of shooting 4-for-6 from 3-point range, and R.J. Slawson added two more 3's as South Carolina had its best outside shooting effort of the season at 55 percent with 11 made 3-pointers.

Sophomore Damontre Harris tied his career high with five blocks. Anthony Gill led all players with eight rebounds on the night, seven on the defensive end.

Despite a first half disadvantage in rebounding with Wofford controlling a 19-9 edge on the boards in the opening 20 minutes, South Carolina used timely shooting from beyond the arc to build and reclaim the lead in the first half. Trailing 19-16 with five minutes remaining in the half, the Gamecocks closed out the break on a 13-2 run highlighted by three consecutive 3's to race to a 29-21 halftime lead.

Wofford closed to within five points twice in the second half and threatened the match at 46-41 with 5:06 remaining, but Leonard and Ellington closed out the game on an 11-2 run to seal the victory. Leonard hit two consecutive 3's followed by a third by Ellington before Leonard hit two free throws for the final points of the game.

Official Basketball Box Score -- Game Totals -- Final Statistics

SE Louisiana vs South Carolina

12/21/11 7 p.m. at Columbia, S.C. (Colonial Life Arena)

SE Louisiana 43 • 5-5

#	Player	Total		3-Ptr		Rebounds			PF	TP	A	TO	Blk	Stl	Min
		FG-FGA	FG-FGA	FT-FTA	Off	Def	Tot								
11	Benton, Antonnio	f	0-0	0-0	0	0	0	0	0	0	0	1	0	0	4
21	Bailey, Elgin	c	5-8	0-0	5-8	3	3	6	4	15	1	4	2	0	24
12	Populist, Daron	g	1-5	1-4	0-0	0	0	0	0	3	1	3	0	0	28
20	Patterson, DeShawn	g	0-4	0-2	0-0	0	0	0	1	0	1	3	0	1	23
33	Ochie, Onochie	g	1-4	0-2	0-0	0	1	1	4	2	1	1	1	0	14
01	Nelson, Todd		4-11	4-9	0-0	1	2	3	1	12	2	3	1	0	28
04	Ross, Donovan		0-0	0-0	0-0	0	1	1	0	0	0	1	0	0	8
10	Johnson, Roosevelt		1-2	0-0	0-2	2	3	5	4	2	0	2	0	1	21
22	Campbell, Jeremy		2-5	0-1	0-1	0	3	3	2	4	2	4	0	1	21
25	Petrovic, Jan		0-2	0-2	0-0	4	5	9	1	0	0	3	1	0	23
32	Cooper, Quin		1-2	1-2	2-2	0	0	0	5	1	0	0	0	0	6
Team					5	2	7								
Totals			15-43	6-22	7-13	15	20	35	17	43	9	26	5	3	200
FG % 1st Half: 7-23		30.4%	2nd half: 8-20		40.0%	Game: 15-43		34.9%	Deadball						
3FG % 1st Half: 2-10		20.0%	2nd half: 4-12		33.3%	Game: 6-22		27.3%	Rebounds						
FT % 1st Half: 0-4		0.0%	2nd half: 7-9		77.8%	Game: 7-13		53.8%	2,2						

South Carolina 62 • 5-6

#	Player	Total		3-Ptr		Rebounds			PF	TP	A	TO	Blk	Stl	Min
		FG-FGA	FG-FGA	FT-FTA	Off	Def	Tot								
13	GILL, Anthony	f	4-9	2-2	4-6	2	3	5	0	14	1	1	1	1	27
15	COOKE, Malik	f	3-8	1-2	7-8	1	2	3	2	14	3	2	2	4	32
24	HARRIS, Damontre	f	1-2	0-0	1-2	3	4	7	4	3	0	2	1	2	22
30	JACKSON, Lakeem	f	3-8	0-0	0-0	3	3	6	1	6	2	0	0	2	22
05	SMITH, Eric	g	2-4	1-2	2-4	0	0	0	0	7	1	0	0	2	19
01	WILLIAMS, Brenton		1-3	0-1	0-0	0	0	0	0	2	0	0	0	0	12
02	RICHARDSON, Brian		0-1	0-1	0-0	0	0	0	2	0	1	0	0	0	8
23	ELLINGTON, Bruce		1-7	0-3	0-0	0	2	2	2	2	1	2	0	0	21
32	LEONARD, Damien		3-6	2-5	0-2	0	2	2	0	8	0	0	0	0	14
33	SLAWSON, RJ		1-4	0-2	0-0	1	0	1	5	2	0	2	0	0	12
45	GEATHERS, Carlton		1-3	0-0	2-2	4	0	4	2	4	0	1	0	0	11
Team					3	1	4								
Totals			20-55	6-18	16-24	17	17	34	18	62	9	10	4	11	200
FG % 1st Half: 7-26		26.9%	2nd half: 13-29		44.8%	Game: 20-55		36.4%	Deadball						
3FG % 1st Half: 1-7		14.3%	2nd half: 5-11		45.5%	Game: 6-18		33.3%	Rebounds						
FT % 1st Half: 10-18		55.6%	2nd half: 6-6		100.0	Game: 16-24		66.7%	4						

Officials: Gary Maxwell, Michael Stephens, Ron Groover
Technical fouls: SE Louisiana-TEAM. South Carolina-None.
Attendance: 7972

Score by periods	1st	2nd	Total			In	Off	2nd	Fast	Bench
SE Louisiana	16	27	43	Points	Paint	6	10	3	23	
South Carolina	25	37	62	SLU	22	30	15	3	18	

Last FG - SLU 2nd-00:25, SC 2nd-01:21.
Largest lead - SLU None, SC by 25 2nd-01:21.

Score tied - 0 times.
Lead changed - 0 times.

Official Basketball Box Score -- Game Totals -- Final Statistics

Wofford vs South Carolina

12/28/11 7 p.m. at Columbia, S.C. (Colonial Life Arena)

Wofford 45 • 7-6

#	Player	Total		3-Ptr		Rebounds			PF	TP	A	TO	Blk	Stl	Min
		FG-FGA	FG-FGA	FT-FTA	Off	Def	Tot								
14	SMITH, Aerris	f	2-5	0-0	0-0	1	2	3	1	4	0	2	0	1	17
21	CROWELL, Drew	f	4-8	0-0	1-2	4	3	7	2	9	2	2	0	0	31
02	COCHRAN, Karl	g	5-10	2-6	0-0	1	2	3	4	12	1	2	0	2	30
10	GILTNER, Kevin	g	4-14	2-10	0-0	2	3	5	0	10	1	1	0	0	40
35	LOESING, Brad	g	3-6	1-2	1-2	1	3	4	2	8	5	4	1	0	40
05	BYRD, Jarell		0-1	0-1	0-0	0	1	1	0	0	1	0	0	0	7
13	WAGENER, Taylor		0-0	0-0	0-0	0	0	0	0	0	0	2	0	0	2
34	SKINNER, Lee		0-6	0-0	2-6	2	3	5	3	2	0	1	0	0	24
53	RINKSALIS, Domas		0-0	0-0	0-0	0	3	3	1	0	0	0	0	1	9
Team					3	0	3								
Totals			18-50	5-19	4-10	14	20	34	13	45	10	15	1	4	200
FG % 1st Half: 8-22		36.4%	2nd half: 10-28		35.7%	Game: 18-50		36.0%	Deadball						
3FG % 1st Half: 2-9		22.2%	2nd half: 3-10		30.0%	Game: 5-19		26.3%	Rebounds						
FT % 1st Half: 3-6		50.0%	2nd half: 1-4		25.0%	Game: 4-10		40.0%	3,1						

South Carolina 57 • 6-6

#	Player	Total		3-Ptr		Rebounds			PF	TP	A	TO	Blk	Stl	Min
		FG-FGA	FG-FGA	FT-FTA	Off	Def	Tot								
13	GILL, Anthony	f	1-5	0-1	0-0	1	7	8	1	2	3	3	0	1	30
15	COOKE, Malik	f	1-9	0-2	1-1	1	1	2	2	3	0	1	1	2	34
24	HARRIS, Damontre	f	3-6	0-0	0-0	2	5	7	1	6	3	2	5	2	29
30	JACKSON, Lakeem	f	3-4	0-0	0-3	0	2	2	1	6	4	1	0	0	24
05	SMITH, Eric	g	0-3	0-2	0-0	0	0	0	0	0	1	2	0	0	17
02	RICHARDSON, Brian		0-0	0-0	0-0	0	0	0	0	0	0	0	0	0	4
23	ELLINGTON, Bruce		5-7	5-6	2-2	0	3	3	2	17	1	2	0	0	25
32	LEONARD, Damien		4-7	4-6	2-2	0	0	0	0	14	0	2	0	0	16
33	SLAWSON, RJ		2-3	2-3	1-1	0	0	1	2	7	2	0	1	1	16
45	GEATHERS, Carlton		1-1	0-0	0-0	0	0	0	0	2	0	0	0	0	5
Team					1	2	3								
Totals			20-45	11-20	6-10	6	20	26	9	57	14	13	7	6	200
FG % 1st Half: 11-25		44.0%	2nd half: 9-20		45.0%	Game: 20-45		44.4%	Deadball						
3FG % 1st Half: 6-12		50.0%	2nd half: 5-8		62.5%	Game: 11-20		55.0%	Rebounds						
FT % 1st Half: 1-2		50.0%	2nd half: 5-8		62.5%	Game: 6-10		60.0%	2,1						

Officials: Doug Simmons, Ed Corbett, Don Daily
Technical fouls: Wofford-None. South Carolina-HARRIS, Damontre.
Attendance: 8152

Score by periods	1st	2nd	Total			In	Off	2nd	Fast	Bench
Wofford	21	24	45	Points	Paint	18	8	6	2	
South Carolina	29	28	57	WOF	18	11	8	2	40	

Last FG - WOF 2nd-01:46, SC 2nd-02:05.
Largest lead - WOF by 4 1st-06:41, SC by 12 2nd-02:05.

Score tied - 1 time.
Lead changed - 4 times.

GAME 13 - SOUTH CAROLINA 72, USC UPSTATE 66

COLUMBIA, S.C. - DEC. 31, 2011

COLUMBIA, S.C. - Malik Cooke had his first double-double of the season and scored a career-high 24 points as South Carolina held on to defeat USC Upstate, 72-66, Saturday afternoon in New Years Eve action at the Colonial Life Arena. The win improves the Gamecocks to 7-6 heading into 2012, and the Spartans, in the midst of a seven-game road trip, fall to 8-6.

Cooke added a season-high 10 rebounds to his 24 points and also added three assists to give the Gamecocks three straight wins to close out 2011. It was his second double-double as a Gamecock after transferring from Nevada, besting his 11-point, 11-rebound effort against Arkansas on January 19, 2011.

Sophomore guard Brenton Williams hit double-digits for the first time since the season opener, adding 11 points for the Gamecocks off the back of an 8-for-8 effort from the free throw line. R.J. Slawson continued his strong form with 10 points and eight rebounds on the day. As a team, South Carolina shot 51.1 percent from the field, topping the .500 mark for the third time this season.

The teams traded baskets to start the game with USC Upstate leading 12-11 six minutes in before the Gamecocks raced out on a 15-4 run to put distance between the two teams. The Spartans were not able to cut the deficit for the remainder of the half with the Gamecocks leading by as many as 12 points before taking a 40-31 advantage into the break.

Upstate reclaimed the lead at 47-46 with 12:58 remaining in the game amidst a rash of Gamecock turnovers and missed outside shots. The Gamecocks quickly took the lead back with a pair of free throws by Cooke, and the team never relinquished the lead again. South Carolina stretched its lead to as many as seven points with three minutes remaining, but the Spartans mounted comebacks each time the lead threatened to swell.

After a free throw cut Carolina's lead to two, a tip-in by Damontre Harris with 25 seconds remaining put the Gamecocks ahead 70-66. South Carolina sealed the victory after the Spartans missed a 3-point attempt on their next possession that Cooke rebounded to secure the double-double

GAME 14 - SOUTH CAROLINA 79, SC STATE 51

COLUMBIA, S.C. - JAN. 3, 2012

COLUMBIA, S.C. - South Carolina continued its dominance over in-state foe South Carolina State with a season high 79 points in a 79-51 victory Tuesday night at the Colonial Life Arena. The Gamecocks (8-6) improve to 18-0 all-time against the Bulldogs (4-10) and conclude non-conference play with four straight victories.

All 12 Gamecocks to play in the game scored with Malik Cooke and Damontre Harris leading the team with 11 points each. For the second straight game, RJ Slawson came slightly short of a double-double with his nine-point, nine-rebound effort to go along with career highs of three assists and three steals.

S.C. State freshman Luka Radovic led all scorers with 15 points, but the Gamecocks were able to limit the Bulldogs to 34.6 percent from the field, marking the best defensive effort of the season.

South Carolina raced out to a quick 20-point lead and never looked back. The Gamecocks used balanced scoring in the first half with seven players scoring at least four points and none hitting double-digits as the team coasted to a 45-23 halftime lead on the back of a 58.6 percent shooting effort. The team went 7-of-13 from beyond the arc, the most 3-pointers made in a single half this season, and scored 20 more points in the paint.

The Bulldogs never came closer than 18 points for the remainder of the game as South Carolina stretched its lead to as many as 30 with a 78-48 lead in the final two minutes of the game.

Official Basketball Box Score -- Game Totals -- Final Statistics

USC Upstate vs South Carolina

12/31/11 12 p.m. at Columbia, S.C. (Colonial Life Arena)

USC Upstate 66 • 8-6

#	Player		Total		3-Ptr		Rebounds			PF	TP	A	TO	Blk	Stl	Min
			FG	FGA	FG	FGA	FT	FTA	Off Def Tot							
32	ROGERS, Chalmers	f	1-2	0-0	1-2	1 1 2	4	3	1 1 0 0	16						
05	GREENE, Ty	g	4-10	3-8	0-0	1 0 1	0	11	2 1 0 1	35						
12	GLENN, Ricardo	g	3-11	0-1	1-4	5 3 8	3	7	3 0 0 0	24						
23	CRAIG, Torrey	g	7-13	4-8	2-3	1 3 4	4	20	2 2 0 1	32						
31	BLESSING, Mario	g	3-7	1-3	2-2	1 3 4	3	9	2 0 0 2	27						
13	MILLER, Fred	g	0-1	0-0	0-0	0 0 0	1	0	0 0 0 0	4						
15	RODGERS, Adrian	g	3-6	0-0	1-3	0 1 1	2	7	0 1 0 1	21						
24	MAXEY, Jodd	g	4-10	0-0	1-1	4 3 7	5	9	2 2 1 4	21						
30	ELAM, Rob	g	0-0	0-0	0-0	0 0 0	2	0	0 0 0 0	2						
33	COOK, Carter	g	0-0	0-0	0-0	0 0 0	0	0	0 0 0 0	2						
34	OLUMUYIWA, Babatund	g	0-3	0-0	0-0	0 1 1	0	0	0 1 1 1	16						
Team						3 0 3										
Totals			25-63	8-20	8-15	16 15 31	24	66	12 8 2 10	200						

FG % 1st Half: 14-33 42.4% 2nd half: 11-30 36.7% Game: 25-63 39.7% Deadball Rebounds 3,1
3FG % 1st Half: 3-8 37.5% 2nd half: 5-12 41.7% Game: 8-20 40.0%
FT % 1st Half: 0-2 0.0% 2nd half: 8-13 61.5% Game: 8-15 53.3%

South Carolina 72 • 7-6

#	Player		Total		3-Ptr		Rebounds			PF	TP	A	TO	Blk	Stl	Min
			FG	FGA	FG	FGA	FT	FTA	Off Def Tot							
13	GILL, Anthony	f	3-7	0-1	2-4	0 1 1	2	8	1 3 0 0	23						
15	COOKE, Malik	f	8-15	0-2	8-11	4 6 10	1	24	3 1 1 0	37						
24	HARRIS, Damontre	f	1-4	0-0	0-0	1 4 5	4	2	2 0 3 2	28						
30	JACKSON, Lakeem	f	1-1	0-0	1-4	0 2 2	0	3	1 3 0 1	15						
05	SMITH, Eric	g	2-4	0-1	1-1	0 0 0	5	5	1 4 0 0	19						
01	WILLIAMS, Brenton	g	1-6	1-3	8-8	0 0 0	1	11	1 2 0 1	20						
02	RICHARDSON, Brian	g	2-2	2-2	0-0	0 1 1	1	6	0 0 0 0	18						
32	LEONARD, Damien	g	0-0	0-0	1-2	0 3 3	1	1	0 0 0 0	12						
33	SLAWSON, RJ	g	4-5	1-2	1-2	3 5 8	3	10	0 1 2 0	25						
45	GEATHERS, Carlton	g	1-1	0-0	0-0	1 1 2	0	2	0 0 0 0	3						
Team						2 3 5										
Totals			23-45	4-11	22-32	11 26 37	18	72	9 14 6 4	200						

FG % 1st Half: 15-25 60.0% 2nd half: 8-20 40.0% Game: 23-45 51.1% Deadball Rebounds 5
3FG % 1st Half: 2-7 28.6% 2nd half: 2-4 50.0% Game: 4-11 36.4%
FT % 1st Half: 8-11 72.7% 2nd half: 14-21 66.7% Game: 22-32 68.8%

Officials: Joe Lindsay, Mike Nance, Les Jones
Technical fouls: USC Upstate-None. South Carolina-None.
Attendance: 6876

Score by periods	1st	2nd	Total
USC Upstate	31	35	66
South Carolina	40	32	72

Points	In	Off	2nd	Fast	Bench
UPST	28	19	17	8	16
SC	32	10	16	6	30

Last FG - UPST 2nd-02:46, SC 2nd-00:25.
Largest lead - UPST by 3 1st-19:06, SC by 12 1st-04:00.

Score tied - 6 times.
Lead changed - 7 times.

Official Basketball Box Score -- Game Totals -- Final Statistics

SC State vs South Carolina

1/3/12 7 p.m. at Columbia, S.C. (Colonial Life Arena)

SC State 51 • 4-10

#	Player		Total		3-Ptr		Rebounds			PF	TP	A	TO	Blk	Stl	Min
			FG	FGA	FG	FGA	FT	FTA	Off Def Tot							
05	SANDERS, Omar	f	1-4	0-1	2-6	1 2 3	4	4	0 3 1 3	27						
33	RADOVIC, Luka	f	6-10	0-0	3-4	3 1 4	2	15	0 0 0 0	34						
01	TOOMBS, Khalif	g	3-8	0-1	3-4	0 1 1	1	9	4 2 0 1	36						
02	RILEY, Brandon	g	2-10	0-2	0-0	0 0 0	0	4	2 4 0 0	22						
23	MARTIN, Aaron	g	3-7	2-6	1-4	3 6 9	2	9	1 3 0 1	35						
00	IKHINMWIN, Joe	g	0-1	0-0	0-0	0 0 0	2	0	0 2 0 0	12						
14	BARBER, Shaquil	g	0-2	0-0	2-2	1 1 2	1	2	0 1 1 0	7						
15	JOINT, Denim	g	3-10	1-5	1-3	5 5 10	1	8	4 2 3 0	27						
Team						2 3 5										
Totals			18-52	3-15	12-23	15 19 34	13	51	11 17 5 5	200						

FG % 1st Half: 10-26 38.5% 2nd half: 8-26 30.8% Game: 18-52 34.6% Deadball Rebounds 4,1
3FG % 1st Half: 0-2 0.0% 2nd half: 3-13 23.1% Game: 3-15 20.0%
FT % 1st Half: 3-9 33.3% 2nd half: 9-14 64.3% Game: 12-23 52.2%

South Carolina 79 • 8-6

#	Player		Total		3-Ptr		Rebounds			PF	TP	A	TO	Blk	Stl	Min
			FG	FGA	FG	FGA	FT	FTA	Off Def Tot							
13	GILL, Anthony	f	2-3	0-0	2-2	1 4 5	4	6	1 2 2 1	20						
15	COOKE, Malik	f	3-6	1-1	4-4	2 2 4	3	11	2 0 0 2	21						
24	HARRIS, Damontre	f	4-9	0-0	3-3	1 5 6	4	11	0 3 1 0	21						
30	JACKSON, Lakeem	f	3-4	0-0	0-1	2 3 5	2	6	3 1 2 2	32						
05	SMITH, Eric	g	3-5	2-3	0-0	0 2 2	1	8	2 2 0 0	16						
01	WILLIAMS, Brenton	g	1-3	0-2	1-2	0 0 0	0	3	2 0 0 1	11						
02	RICHARDSON, Brian	g	1-4	0-2	0-0	0 0 0	0	2	0 2 0 1	11						
12	PHILLIPS, Shane	g	0-3	0-2	1-2	0 0 0	0	1	0 1 0 0	2						
23	ELLINGTON, Bruce	g	3-5	3-3	0-0	0 0 0	0	9	1 0 0 0	13						
32	LEONARD, Damien	g	3-6	3-6	0-0	0 1 1	1	9	2 1 0 1	17						
33	SLAWSON, RJ	g	3-5	2-4	1-2	2 7 9	1	9	3 0 0 3	24						
45	GEATHERS, Carlton	g	2-3	0-0	0-0	1 1 2	4	4	1 1 1 0	12						
Team						1 1 2										
Totals			28-56	11-23	12-16	10 26 36	20	79	17 13 6 11	200						

FG % 1st Half: 17-29 58.6% 2nd half: 11-27 40.7% Game: 28-56 50.0% Deadball Rebounds 2
3FG % 1st Half: 7-13 53.8% 2nd half: 4-10 40.0% Game: 11-23 47.8%
FT % 1st Half: 4-6 66.7% 2nd half: 8-10 80.0% Game: 12-16 75.0%

Officials: Doug Shows, Michael Stephens, Mike Roberts
Technical fouls: SC State-RADOVIC, Luka. South Carolina-HARRIS, Damontre.
Attendance: 6557

Score by periods	1st	2nd	Total
SC State	23	28	51
South Carolina	45	34	79

Points	In	Off	2nd	Fast	Bench
SCSU	16	7	12	6	10
SC	32	19	6	6	37

Last FG - SCSU 2nd-02:26, SC 2nd-01:42.
Largest lead - SCSU None, SC by 30 2nd-01:42.

Score tied - 1 time.
Lead changed - 0 times.

GAME 15 - SOUTH CAROLINA 64, #2 KENTUCKY 79

LEXINGTON, KY. - JAN. 7, 2012

LEXINGTON, Ky. - A strong second half wasn't enough for South Carolina to offset a cold shooting effort in the first half as No. 2 Kentucky took the SEC opener for both teams, 79-64, at Rupp Arena on Saturday.

South Carolina (8-7, 0-1 SEC) was led by freshman guard Damien Leonard's 15 points, while freshman forward Anthony Gill tallied 10, senior forward Malik Cooke added 11 and sophomore forward Damontre Harris contributed 10. Gill also pulled down a team-high seven rebounds, while Cooke and sophomore forward RJ Slawson both collected six.

Kentucky's (15-1, 1-0 SEC) Terrence Jones led all scorers with 20 points, while freshman forward Anthony Davis tallied 12 points and 10 rebounds for a double-double. The game was the third this season for South Carolina against an opponent ranked in the top two in the nation, as the Gamecocks also faced then-No. 1 North Carolina and then-No. 2 Ohio State.

South Carolina out-rebounded the Wildcats, 32-30, including a 16-7 advantage on the offensive glass, which led to 15 second-chance points for the Gamecocks. South Carolina's bench contributed 28 points, and the Gamecocks tallied 16 points off of Kentucky turnovers.

Despite a cold shooting effort in the first half, South Carolina collected 10 offensive rebounds in the set. The Gamecocks jumped out to a quick 4-0 lead on a dunk by Harris and layup by Gill, but UK would outscore the Gamecocks 9-3 over the course of the next five minutes to hold a 9-7 lead with 14:38 remaining in the opening half.

With a 21-17 lead, Kentucky ended the first half on a 13-1 run to push the advantage into double digits at 34-18 at the halftime break. South Carolina hit just 25 percent from the floor (8-32) in the first half.

The Gamecocks found an offensive rhythm in the second half, eventually holding a 46-45 advantage during the set, hitting 53.1 percent (17-32). Leonard scored all but three of his points in the half, connecting on four shots, including two 3s and a pair of free throws.

Kentucky lengthened its lead to open the half, but Slawson hit a 3 with 11:58 on the clock, and Leonard added two from 3-point range over the course of the next two minutes to pull the Gamecocks within 13 at 58-45.

UK's Kidd-Gilchrist would add a dunk and two free throws, but a 3 by sophomore guard Bruce Ellington and a jumper by Leonard pulled the Gamecocks within 12 with just under eight minutes remaining in the contest.

The Gamecocks followed with a turnover and missed shots, which allowed the Wildcats to hold the lead and close the 79-64 victory.

Official Basketball Box Score -- Game Totals -- Final Statistics

South Carolina vs Kentucky

01/07/12 4:00 pm at Rupp Arena - Lexington, KY

South Carolina 64 • 8-7, 0-1

##	Player		Total		3-Ptr		Rebounds			PF	TP	A TO Blk Stl				Min
			FG-FGA	FG-FGA	FT-FTA	Off Def Tot	PF	TP	A TO Blk Stl							
13	GILL, Anthony	f	4-11	0-1	2-2	3 4 7	4	10	0 2 0 3	3	30					
15	COOKE, Malik	f	5-14	0-2	1-2	2 4 6	1	11	3 1 0 1	38						
24	HARRIS, Damontre	f	4-5	0-0	2-2	2 1 3	4	10	1 0 2 1	23						
30	JACKSON, Lakeem	f	1-3	0-0	0-0	3 0 3	0	2	0 1 0 0	15						
05	SMITH, Eric	g	1-4	1-2	0-0	0 3 3	0	3	1 1 0 0	12						
02	RICHARDSON, Brian		0-2	0-2	0-0	0 0 0	1	0	0 0 0 1	5						
23	ELLINGTON, Bruce		3-13	1-8	1-2	1 1 2	1	8	4 0 0 1	29						
32	LEONARD, Damien		5-8	3-6	2-2	0 2 2	3	15	0 3 0 0	24						
33	SLAWSON, RJ		2-4	1-1	0-0	5 1 6	4	5	1 1 1 1	19						
45	GEATHERS, Carlton		0-0	0-0	0-0	0 0 0	0	0	0 1 0 0	5						
Team						0 0 0			2							
Totals			25-64	6-22	8-10	16 16 32	18	64	10 12 3 8	200						

FG % 1st Half: 8-32 25.0% 2nd half: 17-32 53.1% Game: 25-64 39.1%
3FG % 1st Half: 1-10 10.0% 2nd half: 5-12 41.7% Game: 6-22 27.3%
FT % 1st Half: 1-2 50.0% 2nd half: 7-8 87.5% Game: 8-10 80.0%

Deadball
Rebounds
1,1

Kentucky 79 • 15-1, 1-0

##	Player		Total		3-Ptr		Rebounds			PF	TP	A TO Blk Stl				Min
			FG-FGA	FG-FGA	FT-FTA	Off Def Tot	PF	TP	A TO Blk Stl							
03	Jones, Terrence	f	8-9	1-2	3-5	2 1 3	2	20	1 4 0 0	32						
14	Kidd-Gilchrist, M.	f	3-5	0-1	3-4	2 4 6	0	9	2 3 1 0	37						
23	Davis, Anthony	f	5-10	0-0	2-2	2 8 10	2	12	0 1 7 2	30						
20	Lamb, Doron	g	3-5	2-3	2-2	0 3 3	2	10	2 1 0 0	28						
25	Teague, Marquis	g	6-10	1-1	4-5	0 3 3	1	17	4 2 0 1	36						
01	Miller, Darius		1-6	0-2	2-0	0 1 1	3	4	4 3 0 0	19						
30	Vargas, Eloy		1-1	0-0	0-2	0 0 0	0	2	0 0 0 1	10						
33	Wiltjer, Kyle		2-3	1-2	0-0	0 1 1	1	5	0 1 0 0	8						
Team						1 2 3										
Totals			29-49	5-11	16-22	7 23 30	11	79	13 15 8 4	200						

FG % 1st Half: 13-23 56.5% 2nd half: 16-26 61.5% Game: 29-49 59.2%
3FG % 1st Half: 2-5 40.0% 2nd half: 3-6 50.0% Game: 5-11 45.5%
FT % 1st Half: 6-9 66.7% 2nd half: 10-13 76.9% Game: 16-22 72.7%

Deadball
Rebounds
2,1

Officials: Joe Lindsay, Tom Eades, Patrick Evans
Technical fouls: South Carolina-None. Kentucky-None.
Attendance: 24219

Score by periods	1st	2nd	Total
South Carolina	18	46	64
Kentucky	34	45	79

Points	In Paint	Off T/O	2nd Chance	Fast Break	Bench
SC	26	16	15	0	28
UK	48	10	4	12	11

Last FG - SC 2nd-00:19, UK 2nd-01:27.
Largest lead - SC by 4 1st-18:38, UK by 21 2nd-12:53.

Score tied - 1 time.
Lead changed - 1 time.

GAME 16 - SOUTH CAROLINA 57, VANDERBILT 67

COLUMBIA, S.C. - JAN. 10, 2012

COLUMBIA, S.C. - South Carolina sophomore Damontre Harris earned his first career double-double, but it wasn't enough to offset a cold first half from the field for the Gamecocks as South Carolina (8-8, 0-2 SEC) dropped a 67-57 decision to Vanderbilt (12-4, 2-0 SEC) Tuesday at Colonial Life Arena.

Harris tied his career high 10 rebounds to go with 11 points to earn his first double-double as a Gamecock. Classmate Bruce Ellington added a game-high and season-high 20 points. Senior Malik Cooke contributed nine points, and Anthony Gill put up eight points in the effort.

South Carolina was held to 5-of-26 from the field in the opening period, but rebounded to shoot 17-of-27 in the second half, a .629 clip.

It was a slow first half for both teams in a game that was nationally televised live on ESPNU. Midway through the period, the teams were deadlocked at 8-8 before the Commodores took a 14-4 run over the final 10 minutes to head into the break with a 22-12 lead, the first double-digit margin of the game for either team.

With the lead remaining constant to the start the second half, Vanderbilt hit four 3's in a row in a three-minute span to stretch the lead out to 46-25. The teams proceeded to rotate buckets as Vanderbilt pushed its lead to 67-43 before the Gamecocks went on an 14-0 run over the final four minutes of the game highlighted by three consecutive 3's courtesy of Ellington and Brian Richardson.

Official Basketball Box Score -- Game Totals -- Final Statistics

Vanderbilt vs South Carolina

1/10/12 9 p.m. at Columbia, S.C. (Colonial Life Arena)

Vanderbilt 67 • 12-4, 2-0

##	Player		Total		3-Ptr		Rebounds			PF	TP	A TO Blk Stl				Min
			FG-FGA	FG-FGA	FT-FTA	Off Def Tot	PF	TP	A TO Blk Stl							
03	EZELI, Festus	c	1-1	0-0	0-0	1 1 2	5	2	1 1 1 0	18						
01	TINSLEY, Brad	g	4-5	3-4	2-2	0 0 0	1	13	9 2 0 0	29						
05	GOULBOURNE, Lance	g	2-6	0-1	4-4	3 7 10	3	8	0 2 1 1	21						
23	JENKINS, John	g	5-10	4-8	0-0	1 2 3	0	14	3 4 0 1	30						
44	TAYLOR, Jeffery	g	4-6	3-4	0-0	0 3 3	2	11	3 4 0 1	32						
02	JOHNSON, Kedren		0-3	0-1	0-0	0 2 2	0	0	0 0 0 0	11						
11	FULLER, Kyle		0-1	0-0	0-0	0 1 1	0	0	0 2 0 0	3						
24	PARKER, Dai-Jon		1-1	1-1	0-0	0 1 1	0	3	2 0 0 0	15						
33	TCHIENGANG, Steve		4-5	0-1	2-2	0 1 1	3	10	0 1 0 1	19						
34	MOATS, Shelby		0-0	0-0	0-0	0 0 0	0	0	0 0 0 0	3						
45	ODOM, Rod		2-2	2-2	0-0	0 0 0	1	6	1 1 0 0	19						
Team						2 2 4			1							
Totals			23-40	13-22	8-8	7 20 27	15	67	19 18 2 4	200						

FG % 1st Half: 8-15 53.3% 2nd half: 15-25 60.0% Game: 23-40 57.5%
3FG % 1st Half: 4-7 57.1% 2nd half: 9-15 60.0% Game: 13-22 59.1%
FT % 1st Half: 2-2 100.0 2nd half: 6-6 100.0 Game: 8-8 100.0

Deadball
Rebounds
0

South Carolina 57 • 8-8, 0-2

##	Player		Total		3-Ptr		Rebounds			PF	TP	A TO Blk Stl				Min
			FG-FGA	FG-FGA	FT-FTA	Off Def Tot	PF	TP	A TO Blk Stl							
13	GILL, Anthony	f	3-7	0-2	2-2	2 2 4	0	8	0 1 0 0	28						
15	COOKE, Malik	f	4-11	1-2	0-0	1 2 3	2	9	0 2 1 3	35						
24	HARRIS, Damontre	f	4-7	0-0	3-4	7 3 10	2	11	0 3 1 1	31						
30	JACKSON, Lakeem	f	1-5	0-0	1-2	1 1 2	1	3	0 1 0 0	18						
05	SMITH, Eric	g	0-4	0-2	0-0	0 0 0	0	0	1 1 0 0	16						
01	WILLIAMS, Brenton		0-0	0-0	0-0	0 0 0	0	0	0 0 0 0	3						
02	RICHARDSON, Brian		2-3	2-3	0-0	0 0 0	2	6	0 0 0 0	10						
23	ELLINGTON, Bruce		8-12	1-2	3-3	0 0 0	2	20	3 0 0 0	24						
32	LEONARD, Damien		0-4	0-2	0-0	0 0 0	0	0	0 1 0 1	13						
33	SLAWSON, RJ		0-0	0-0	0-0	0 1 1	2	0	0 0 0 2	19						
45	GEATHERS, Carlton		0-0	0-0	0-0	0 0 0	0	0	0 0 0 2	3						
Team						1 0 1										
Totals			22-53	4-13	9-11	12 9 21	11	57	4 9 2 9	200						

FG % 1st Half: 5-26 19.2% 2nd half: 17-27 63.0% Game: 22-53 41.5%
3FG % 1st Half: 0-8 0.0% 2nd half: 4-5 80.0% Game: 4-13 30.8%
FT % 1st Half: 2-4 50.0% 2nd half: 7-7 100.0 Game: 9-11 81.8%

Deadball
Rebounds
1,1

Officials: Antinio Petty, Jamie Luckie, Ed Corbett
Technical fouls: Vanderbilt-None. South Carolina-None.
Attendance: 8353

Score by periods	1st	2nd	Total
Vanderbilt	22	45	67
South Carolina	12	45	57

Points	In Paint	Off T/O	2nd Chance	Fast Break	Bench
VANDY	14	9	12	8	19
SC	24	14	14	2	26

Last FG - VANDY 2nd-03:49, SC 2nd-00:10.
Largest lead - VANDY by 24 2nd-03:49, SC by 2 1st-19:32.

Score tied - 2 times.
Lead changed - 3 times.

GAME 17 - SOUTH CAROLINA 65, NO. 19/19 FLORIDA 79 COLUMBIA, S.C. - JAN. 14, 2012

COLUMBIA, S.C. - South Carolina dropped a 79-65 decision to No. 19 Florida in SEC action at the Colonial Life Arena Saturday night. South Carolina falls to 8-9 (0-3 SEC) while Florida improves to 14-4 (2-1 SEC).

South Carolina sophomore Bruce Ellington knocked down a game-high 17 points in his first start of the season, and Malik Cooke added 10 points and seven rebounds. Six of the seven Gators to score on the night hit double figures scoring in the game.

The two teams played to a near even first half that saw South Carolina shoot 60 percent and Florida shoot 54.5 percent from the field. The Gators made six 3's in the opening 10 minutes of the game to push out to a 26-18 lead, but the Gamecocks fought back with an 11-4 run to cut the score to 30-29 with five minutes remaining.

The teams swapped leads for the remainder of the half until Brenton William's three-pointer with 46 seconds remaining gave the Gamecocks a four-point lead en route to a 41-40 advantage going into the break.

Florida opened the second half on an 18-3 run with South Carolina having difficulty finding the shooting touch that helped it gain the lead in the first half. After hitting 15-of-24 shots in the first half, the Gamecocks were held to 8-of-31 (25.8 percent) in the second half. Florida pushed its lead to as many as 17 points with a 71-54 lead before South Carolina shot its way back for the second consecutive game, but the Gamecocks couldn't push the game closer than 10 as Florida took the 79-65 victory.

GAME 18 - SOUTH CAROLINA 52, AUBURN 63 AUBURN, ALA. - JAN.21, 2012

AUBURN, Ala. - The South Carolina men's basketball team suffered a 63-52 loss at Auburn on Saturday in SEC action. South Carolina falls to 8-10, 0-4 SEC, while Auburn improves to 12-7, 2-3 in conference play.

Freshman forward Anthony Gill and sophomore guard Bruce Ellington led the Gamecocks with nine points each, while sophomore forward Damontre Harris contributed six points, a team high seven rebounds and a career high six blocks.

The Gamecocks shot 40.8 percent overall in the game, hitting 20-of-49 attempts, while Auburn hit 44 percent (22-50) of its attempts. Junior guard Frankie Sullivan led the Tigers with a game high 22 points, while senior forward Kenny Gabriel added 16 and four blocks.

Turnovers plagued the Gamecocks in the contest, as the squad committed 23 against just 14 by Auburn. The Tigers scored 28 points off of turnovers in the contest.

South Carolina was down 6-2 early in the opening half, but battled back with just under 11 minutes remaining before halftime to take a 14-12 lead on a 3 by freshman guard Damien Leonard. The team's traded baskets through the middle part of the set, before the Gamecocks extended their lead to 26-21 on a layup by Ellington with 1:37 remaining.

Sullivan sank a 3 with 21 seconds remaining before half, but RJ Slawson answered for South Carolina on the opposite end, hitting a jumper as time expired to send Carolina into the locker room with a 28-24 advantage at the half.

Sullivan hit two free throws to open the second half, before South Carolina freshman forward Anthony Gill, who played just eight minutes in the first half due to foul trouble, followed with a layup to push the score to 30-26 South Carolina with 18:54 remaining.

Gabriel scored the next six Auburn points over the next four minutes, as the Tigers regained the lead at 32-30 with 15:42 on the clock. Auburn would never give up the lead the remainder of the half and the Tigers outscored the Gamecocks 39-24 in the set to close the 63-52 victory.

Official Basketball Box Score -- Game Totals -- Final Statistics Florida vs South Carolina 1/14/12 7 p.m. at Columbia, S.C. (Colonial Life Arena)

Florida 79 • 14-4, 2-1 SEC

#	Player		Total		3-Ptr		Rebounds			PF	TP	A	TO	Blk	Stl	Min
			FG-FA	FG-FGA	FT-FTA	Off	Def	Tot								
15	Yeguate, Will	f	6-6	0-0	2-4	4	4	8	2	14	2	0	1	0	0	30
33	Murphy, Erik	f	3-7	1-3	4-4	0	2	2	4	11	4	2	1	1	1	30
01	Boynton, Kenny	g	5-13	4-7	1-2	1	2	3	0	15	3	1	0	1	0	34
11	Walker, Erving	g	3-5	3-4	2-2	0	0	0	2	11	7	2	0	0	0	33
23	Beal, Bradley	g	3-7	2-5	6-7	0	4	4	3	14	1	0	0	0	1	31
03	Rosario, Mike		3-6	2-4	2-2	0	2	2	1	10	2	3	0	1	1	19
04	Young, Patric		2-2	0-0	0-0	1	2	3	4	4	0	0	1	0	0	13
05	Wilbekin, Scottie		0-1	0-1	0-0	0	2	2	1	0	0	0	0	0	0	5
24	Prather, Casey		0-0	0-0	0-0	0	0	0	0	0	0	2	0	0	0	2
34	Larson, Cody		0-0	0-0	0-0	0	0	0	0	0	0	0	0	0	0	3
Team						1	0	1								
Totals			25-47	12-24	17-21	7	18	25	17	79	19	10	3	4	200	
FG % 1st Half: 12-22 54.5% 2nd half: 13-25 52.0% Game: 25-47 53.2% Deadball Rebounds 3,2																
3FG % 1st Half: 8-14 57.1% 2nd half: 4-10 40.0% Game: 12-24 50.0%																
FT % 1st Half: 8-10 80.0% 2nd half: 9-11 81.8% Game: 17-21 81.0%																

South Carolina 65 • 8-9, 0-3 SEC

#	Player		Total		3-Ptr		Rebounds			PF	TP	A	TO	Blk	Stl	Min
			FG-FGA	FG-FGA	FT-FTA	Off	Def	Tot								
13	GILL, Anthony	f	2-5	1-4	3-4	1	2	3	4	8	0	3	0	0	20	
15	COOKE, Malik	f	4-10	0-2	2-3	5	2	7	3	10	2	2	0	2	37	
24	HARRIS, Damontre	f	3-3	0-0	3-4	3	3	6	4	9	1	2	0	1	23	
02	RICHARDSON, Brian	g	3-8	1-4	0-0	1	0	1	2	7	0	1	0	0	21	
23	ELLINGTON, Bruce	g	6-14	4-6	1-2	2	1	3	3	17	3	1	0	0	28	
01	WILLIAMS, Brenton		3-8	3-7	0-0	1	1	2	1	9	0	1	0	0	14	
05	SMITH, Eric		0-0	0-0	0-0	0	0	0	0	0	1	1	0	0	2	
30	JACKSON, Lakeem		0-1	0-0	0-0	0	2	2	2	0	0	0	0	0	8	
32	LEONARD, Damien		0-1	0-0	0-0	0	1	1	0	0	0	0	0	0	13	
33	SLAWSON, RJ		2-4	0-1	1-1	1	2	3	2	5	0	1	0	1	23	
45	GEATHERS, Carlton		0-1	0-0	0-0	0	0	0	1	0	0	0	1	0	11	
Team							0	2	2							
Totals			23-55	9-24	10-14	14	16	30	22	65	7	12	1	4	200	
FG % 1st Half: 15-24 62.5% 2nd half: 8-31 25.8% Game: 23-55 41.8% Deadball Rebounds 2																
3FG % 1st Half: 6-11 54.5% 2nd half: 3-13 23.1% Game: 9-24 37.5%																
FT % 1st Half: 5-5 100.0 2nd half: 5-9 55.6% Game: 10-14 71.4%																

Officials: Joe Lindsay, Mark Whitehead, Ron Groover
Technical fouls: Florida-None. South Carolina-None.
Attendance: 11308

Score by periods	1st	2nd	Total
Florida	40	39	79
South Carolina	41	24	65

Last FG - UF 2nd-00:30, SC 2nd-00:14.
Largest lead - UF by 17 2nd-02:55, SC by 4 1st-00:46.

Score tied - 3 times.
Lead changed - 6 times.

Official Basketball Box Score -- Game Totals -- Final Statistics South Carolina vs Auburn 01/21/12 12:30 p.m. at Auburn, Ala.

South Carolina 52 • 8-10, 0-4

#	Player		Total		3-Ptr	Rebounds					PF	TP	A	TO	Blk	Stl	Min
			FG-FA	FG-FGA	FT-FTA	Off	Def	Tot									
13	GILL, Anthony	f	4-9	0-1	1-1	1	2	3	3	9	0	3	0	0		21	
15	COOKE, Malik	f	2-7	0-3	2-3	2	3	5	4	6	1	6	1	1		33	
24	HARRIS, Damontre	f	3-5	0-0	0-0	3	4	7	1	6	0	5	6	2		37	
02	RICHARDSON, Brian	g	0-1	0-1	2-2	0	1	1	1	2	0	1	0	0		17	
23	ELLINGTON, Bruce	g	4-14	1-5	0-0	0	3	3	2	9	4	5	0	2		37	
01	WILLIAMS, Brenton		2-4	2-3	0-0	1	0	1	2	6	0	0	0	1		9	
05	SMITH, Eric		0-0	0-0	0-0	0	0	0	0	0	0	0	0	0		1	
30	JACKSON, Lakeem		1-3	0-0	0-0	1	0	1	1	2	3	0	0	2		13	
32	LEONARD, Damien		2-3	2-3	0-0	1	1	2	1	6	0	1	0	1		15	
33	SLAWSON, RJ		2-3	1-2	0-0	0	0	0	0	5	0	2	0	1		14	
45	GEATHERS, Carlton		0-0	0-0	1-2	0	1	1	0	1	0	0	0	0		3	
Team						3	2	5									
Totals			20-49	6-18	6-8	12	17	29	15	52	8	23	7	10		200	
FG % 1st Half: 10-23 43.5% 2nd half: 10-26 38.5% Game: 20-49 40.8% Deadball Rebounds 3,1																	
3FG % 1st Half: 3-6 50.0% 2nd half: 3-12 25.0% Game: 6-18 33.3%																	
FT % 1st Half: 5-6 83.3% 2nd half: 1-2 50.0% Game: 6-8 75.0%																	

Auburn 63 • 12-7, 2-3

		Total		3-Ptr	Rebounds													
#	Player	FG	FGA	FG	FGA	FT	FTA	Off	Def	TP	PF	TP	A	TO	Blk	Stl	Min	
22	Gabriel, Kenny	f	7-15	1-3	1-4	2	5	7	2	16	1	0	4	0	32			
41	Chubb, Rob	c	0-2	0-0	1-2	4	3	7	2	1	3	2	0	0	28			
00	Langford, Josh	g	0-4	0-1	0-0	1	0	1	3	0	1	0	0	0	21			
11	Wallace, Josh	g	1-2	0-0	2-2	0	0	0	1	4	3	1	0	1	22			
23	Sullivan, Frankie	g	6-15	4-11	6-6	2	2	4	0	22	2	3	0	0	33			
01	Ward, Varez		3-4	1-2	1-2	0	3	3	2	8	2	4	1	2	20			
02	Payne, Allen		1-1	0-0	0-0	0	1	1	0	2	0	0	0	3	11			
03	Denson, Chris		3-5	1-1	0-0	0	0	0	0	7	2	2	0	1	19			
45	Forbes, Adrian		1-2	0-0	1-2	2	2	4	3	3	0	2	1	0	11			
50	Kouassi, Willy		0-0	0-0	0-0	0	0	0	0	0	0	0	0	0	3			
Team								1	0	1								
Totals			22-50	7-18	12-18	12	16	28	13	63	14	14	6	7	200			
FG % 1st Half: 9-21		42.9%	2nd half: 13-29		44.8%	Game: 22-50		44.0%										Deadball
3FG % 1st Half: 5-10		50.0%	2nd half: 2-8		25.0%	Game: 7-18		38.9%										Rebounds
FT % 1st Half: 1-4		25.0%	2nd half: 11-14		78.6%	Game: 12-18		66.7%										4

Officials: Ted Valentine, Bruce Benedict, Tracy Woodson
Technical fouls: South Carolina-None. Auburn-None.
Attendance: 8329
*AU's Frankie Sullivan ties his season-hi with 22 pts.

Score by periods	1st	2nd	Total
South Carolina	28	24	52
Auburn	24	39	63

Last FG - SC 2nd-00:33, AU 2nd-04:28.
Largest lead - SC by 6 1st-06:08, AU by 17 2nd-04:28.

Score tied - 4 times.
Lead changed - 6 times.

GAME 19 - SOUTH CAROLINA 56, ALABAMA 54 COLUMBIA, S.C. - JAN. 25, 2012

COLUMBIA, S.C. - The South Carolina men's basketball team earned their first conference victory of the season over Alabama, 56-54, in SEC action on Wednesday night at Colonial Life Arena. The grinding game featured 13 ties and 11 lead changes. The final lead change occurred when Bruce Ellington broke a 54-54 tie on a driving layup with one second to go to give the Gamecocks the win.

The Gamecocks (9-10, 1-4) were led by three players in double figures. Senior forward Malik Cooke netted 18 points and pulled in five rebounds. Sophomore guard Bruce Ellington and sophomore forward Damontre Harris both added 12 points to the winning effort. Freshman forward Anthony Gill tied a season and career high with nine rebounds. Sophomore forward R.J. Slawson also grabbed nine boards.

The Crimson Tide (13-7, 2-4) also had three players in double figures - freshman guard Levi Randolph with 12, junior forward Tony Mitchell with 11, and freshman forward Nick Jacobs with 10. Mitchell came down with 8 rebounds, as did junior guard Andrew Steele.

Alabama rushed out to an early 5-0 lead, but Cooke scored the next eight points to give South Carolina an early 8-5 lead. After gaining the upper hand, the Gamecocks stayed ahead for a long stretch of the first half. Twice, the Gamecocks built a lead of four during the middle stretch, one time after back-to-back Ellington three pointers, but could not pull ahead by more. The close action saw the lead change three times in the last 4:19 of the first half. The first time, Alabama's Randolph drained a three pointer to make the score 24-23. Ellington reclaimed the advantage for the Gamecocks with a driving layup and Cooke extended the margin to three with a pair of free throws. The final lead change gave the Crimson Tide a 29-27 advantage going into the locker room after another Randolph three-pointer and two free throws by Green.

The second half featured more back and forth action. Again with neither team able to build a lead. Again, the Gamecocks built a four point margin, but could not pull away. Throughout the game, Alabama made an effort to work the shot clock down to the final seconds on many possessions.

After scoring only two points after his initial run to begin the game, Cooke went on another offensive burst scoring three straight South Carolina baskets midway through the second half.

The pivotal play occurred with under a minute to play and the score knotted at 54 apiece. Ellington tipped the ball away from Alabama and to Cooke with 26 seconds remaining to set up a shot to take the lead. Ellington drove to the basket and laid the ball in with one second on the clock to put the Gamecocks up 56-54. Alabama got the ball to senior forward JaMychal Green on the in-bounds pass, but his jumper fell short at the buzzer.

Official Basketball Box Score -- Game Totals -- Final Statistics

Alabama vs South Carolina

1/25/12 8 p.m. at Columbia, S.C. (Colonial Life Arena)

Alabama 54 • 13-7, 2-4 SEC

#	Player		Total		3-Ptr	Rebounds					PF	TP	A	TO	Blk	Stl	Min
			FG-FGA	FG-FGA	FT-FTA	Off	Def	Tot									
01	Green, JaMychal	f	2-4	0-0	2-2	0	4	4	3	6	1	2	3	0	0	22	
05	Mitchell, Tony	f	5-12	1-4	0-0	3	5	8	4	11	2	4	1	0	27		
15	Jacobs, Nick	f	4-6	0-0	2-3	0	2	2	0	10	0	0	1	0	22		
03	Lacey, Trevor	g	1-6	1-5	2-2	0	2	2	0	5	3	3	0	0	28		
12	Releford, Trevor	g	1-5	0-2	0-0	0	4	4	4	2	3	2	1	3	32		
10	Eblen, Ben		0-0	0-0	0-0	0	1	1	1	0	0	0	0	0	3		
14	Gueye, Moussa		1-4	0-0	0-0	3	1	4	1	2	1	2	0	0	10		
20	Randolph, Levi		5-8	2-5	0-2	1	3	4	1	12	1	1	0	1	28		
21	Cooper, Rodney		0-1	0-1	0-0	0	0	0	0	0	0	0	0	0	3		
22	Steele, Andrew		2-3	0-1	2-3	3	5	8	0	6	0	1	0	0	25		
Team						1	1	2									
Totals			21-49	4-18	8-12	11	28	39	14	54	11	15	6	4	200		

FG % 1st Half: 11-27 40.7% 2nd half: 10-22 45.5% Game: 21-49 42.9%
3FG % 1st Half: 2-9 22.2% 2nd half: 2-9 22.2% Game: 4-18 22.2%
FT % 1st Half: 5-5 100.0 2nd half: 3-7 42.9% Game: 8-12 66.7%

Deadball
Rebounds
1

South Carolina 56 • 9-10, 1-4 SEC

##	Player		Total		3-Ptr	Rebounds			PF	TP	A	TO	Blk	Stl	Min
			FG-FGA	FG-FGA		FT-FTA	Off	Def							
13	GILL, Anthony	f	1-8	0-3	0-0	4	5	9	1	2	3	0	0	0	33
15	COOKE, Malik	f	6-11	1-4	5-5	1	4	5	2	18	2	4	0	2	34
24	HARRIS, Damontre	f	5-11	0-0	2-3	3	0	3	3	12	0	0	2	0	29
23	ELLINGTON, Bruce	g	5-14	2-7	0-0	0	2	2	0	12	2	1	0	0	31
32	LEONARD, Damien	g	2-11	2-10	0-0	0	2	2	0	6	1	1	0	1	30
01	WILLIAMS, Brenton		0-5	0-4	0-0	0	0	0	0	0	0	2	1	0	16
30	JACKSON, Lakeem		1-2	0-0	0-1	1	0	1	0	2	0	0	0	1	9
33	SLAWSON, RJ		2-6	0-3	0-0	6	3	9	4	4	0	1	0	1	15
45	GEATHERS, Carlton		0-0	0-0	0-0	0	1	1	0	0	0	0	1	1	3
Team						4	1	5							
Totals			22-68	5-31	7-9	19	18	37	10	56	8	9	4	6	200

FG % 1st Half: 10-36 27.8% 2nd half: 12-32 37.5% Game: 22-68 32.4%
3FG % 1st Half: 3-16 18.8% 2nd half: 2-15 13.3% Game: 5-31 16.1%
FT % 1st Half: 4-6 66.7% 2nd half: 3-3 100.0 Game: 7-9 77.8%

Deadball
Rebounds
1,2

Officials: Ted Valentine, Mike Kitts, Mark Whitehead
Technical fouls: Alabama-None. South Carolina-None.
Attendance: 7807

Score by periods	1st	2nd	Total
Alabama	29	25	54
South Carolina	27	29	56

Points	In Paint	Off T/O	2nd Chance	Fast Break	Bench
UA	34	8	13	8	20
SC	32	10	13	6	6

Last FG - UA 2nd-01:03, SC 2nd-00:01.
Largest lead - UA by 5 1st-19:11, SC by 4 1st-15:46.

Score tied - 13 times.
Lead changed - 11 times.

GAME 20 - SOUTH CAROLINA 62, OLE MISS 66 OXFORD, MISS. - JAN. 28, 2012

OXFORD, Miss. - The South Carolina men's basketball team suffered a 66-62 loss at Ole Miss on Saturday in SEC action. Senior forward Malik Cooke led the Gamecocks with 17 points, while sophomore guard Brenton Williams added 15.

South Carolina (9-11, 1-5 SEC) hit 40 percent (24-60) of its shot attempts in the contest, including eight made 3s in the game. Ole Miss (14-7, 4-3 SEC) hit 49 percent (24-49) from the field, but struggled from the free throw line, hitting just 13-of-24 attempts (54.2%).

South Carolina forced 18 Rebel turnovers, collecting 12 steals and posting 19 points off of take-aways. To compare, Ole Miss scored 16 points off of 13 Gamecock turnovers in the contest. Ole Miss held a 38-28 upperhand in rebounds as well.

Senior forward Terrance Henry led the Rebels with 15 points, including a 6-of-6 effort from the free throw line, while junior forward Murphy Holloway collected a double-double with 14 points and 11 rebounds, while also collecting a team high three steals.

After trading baskets to start the contest, Ole Miss took an 18-9 lead on a layup by Demarco Cox with 10:19 remaining in the first half. The Rebels extended their lead to as many as 11 before the Gamecocks used a 15-7 run over the last 7:25 to pull within three at halftime. A 3 by Williams began the run, which included two layups by freshman forward Anthony Gill and a 3 from sophomore guard Bruce Ellington.

Both teams committed nine turnovers in the opening half, with the Gamecocks dishing eight assists, including three from freshman guard Damien Leonard, while Ole Miss collected eight steals with the Gamecocks earning five.

South Carolina took its first lead since early in the contest less than a minute into the second half on a layup by Cooke. The teams would trade possessions through the under-16 minute media timeout before the Rebels would extend a lead to six at 43-37 on a made jumper by Nick Williams with 15:17 remaining.

The Gamecocks would battle back to take a one-point lead using an 8-1 run over the course of the next two minutes on a 3 by Cooke and a layup and 3 by Williams, but solid free throw shooting down the stretch gave the Rebels a lead they wouldn't give up the remainder of the game.

Neither team led by more than seven points in the second half. Two free throws by Williams put the Gamecocks behind by one point, 63-62, but a 3 by Henry with 17.5 seconds remaining sealed the game for the Rebels.

Cooke collected a team high seven rebounds for Carolina, while he and Williams both collected three steals. Gill tallied 10 points, two assists and two steals, and Ellington dished a season high five assists.

Official Basketball Box Score -- Game Totals -- Final Statistics

South Carolina vs Ole Miss

01/28/12 6:00 pm at Oxford, Miss. (Tad Smith Coliseum)

South Carolina 62 • 9-11, 1-5

##	Player		Total		3-Ptr	Rebounds				PF	TP	A	TO	Blk	Stl	Min
			FG-FGA	FG-FGA		FT-FTA	Off	Def	Total							
13	GILL, Anthony	f	4-5	0-0	2-2	1	1	2	3	10	2	2	0	2	33	
15	COOKE, Malik	f	6-14	3-3	2-3	3	4	7	3	17	2	4	0	3	30	
24	HARRIS, Damontre	f	3-3	0-0	0-0	2	1	3	5	6	0	0	1	2	16	
23	ELLINGTON, Bruce	g	4-16	1-5	0-0	0	1	1	1	9	5	4	0	1	36	
32	LEONARD, Damien	g	1-8	1-7	0-0	1	0	1	0	3	3	1	0	0	17	
01	WILLIAMS, Brenton		5-9	3-6	2-2	0	0	0	2	15	1	1	0	3	27	
30	JACKSON, Lakeem		0-2	0-0	0-0	2	1	3	0	0	1	0	0	0	10	
33	SLAWSON, RJ		0-2	0-0	0-0	0	3	3	2	0	1	1	0	0	18	
45	GEATHERS, Carlton		1-1	0-0	0-0	1	1	2	1	2	0	0	1	1	13	
Team						2	4	6								
Totals			24-60	8-21	6-7	12	16	28	17	62	15	13	2	12	200	

FG % 1st Half: 11-30 36.7% 2nd half: 13-30 43.3% Game: 24-60 40.0%
3FG % 1st Half: 4-10 40.0% 2nd half: 4-11 36.4% Game: 8-21 38.1%
FT % 1st Half: 2-2 100.0 2nd half: 4-5 80.0% Game: 6-7 85.7%

Deadball
Rebounds
0

Ole Miss 66 • 14-7, 4-3

#	Player		Total		3-Ptr	Rebounds			PF	TP	A	TO	Blk	Stl	Min
			FG-FGA	FG-FGA		FT-FTA	Off	Def							
01	Henry,Terrance	f	4-6	1-2	6-6	2	3	5	3	15	2	7	0	2	35
23	Buckner,Reginald	f	3-6	0-0	1-2	4	2	6	1	7	1	1	3	1	34
31	Holloway,Murphy	f	4-7	0-0	6-13	4	7	11	2	14	4	3	0	3	33
20	Williams,Nick	g	5-14	2-6	0-1	1	0	1	1	12	2	1	1	0	37
32	Summers,Jarvis	g	1-3	1-1	0-0	2	2	4	3	3	5	2	0	2	19
04	Cox,Demarco		1-1	0-0	0-2	1	4	5	0	2	0	0	2	0	13
10	White,LaDarius		1-2	0-1	0-0	0	2	2	0	2	0	0	0	0	4
12	Aniefiok,Maurice		0-1	0-0	0-0	0	0	0	0	0	0	0	0	1	2
45	Kendrick,Jelan		5-9	1-3	0-0	0	1	1	2	11	1	4	0	2	23
Team						0	3	3							
Totals			24-49	5-13	13-24	14	24	38	12	66	15	18	6	11	200

FG % 1st Half: 13-26 50.0% 2nd half: 11-23 47.8% Game: 24-49 49.0%
3FG % 1st Half: 2-7 28.6% 2nd half: 3-6 50.0% Game: 5-13 38.5%
FT % 1st Half: 3-7 42.9% 2nd half: 10-17 58.8% Game: 13-24 54.2%

Deadball
Rebounds
6,1

Officials: Antinio Petty, Patrick Evans, Ron Groover
Technical fouls: South Carolina-None. Ole Miss-None.
Attendance: 7396

Score by periods	1st	2nd	Total
South Carolina	28	34	62
Ole Miss	31	35	66

Points	In Paint	Off T/O	2nd Chance	Fast Break	Bench
SC	28	19	14	12	17
UM	30	16	12	10	15

Last FG - SC 2nd-01:24, UM 2nd-00:18.
Largest lead - SC by 2 1st-17:08, UM by 11 1st-07:57.

Score tied - 5 times.
Lead changed - 8 times.

GAME 21 - SOUTH CAROLINA 66, NO. 12/11 FLORIDA 74 GAINESVILLE, FLA. - FEB. 2, 2012

GAINESVILLE, Fla. - The Gamecocks pulled within six points, but solid free throw shooting down the stretch saw No. 12/11 Florida escape with a 74-66 win in SEC action at the Stephen C. O'Connell Center in Gainesville on Thursday night. The Gamecocks fall to 9-12, 1-6 SEC with the loss, while Florida improves to 18-4, 6-1 in league play.

Sophomore forward Damontre Harris had an impressive night for the Gamecocks with a near double-double, scoring 12 points, collecting nine rebounds and matching a career high with six blocks. Sophomore guard Bruce Ellington added 15 points and three assists.

Florida was led by junior guard Kenny Boynton with 24 points, while senior guard Irving Walker added 14 and freshman Bradley Beal added 17 and 11 rebounds.

After trailing by as many as 17 midway through the first half, the Gamecocks used a 9-1 run over the final 3:52 to pull within nine at the halftime break. Ellington led the Gamecocks with eight points in the set, with Harris adding six and four blocks.

The Gators held a five-point advantage at the under-16 minute media timeout and extended their lead to 10 points at 18-8 with 13:16 remaining. The Gamecocks continued to battle, as Harris was solid from the free throw line, and Cooke hit back-to-back jumpers late in the half.

Florida's Beal hit the only Gator point in the final minutes of the half on a free throw with 57 seconds remaining on the clock, and a layup by RJ Slawson at the buzzer put the score at 37-28 Florida at the break.

The teams traded baskets through the first part of the second half before the Gators took a timeout with 10:53 remaining after a 7-2 South Carolina run over the previous 3:23.

The Florida lead hovered around 10 points midway through the half. A layup by Cooke with 6:43 remaining pulled the Gamecocks within eight at 54-46. Following a missed 3 by Cooke, a tip-in by Gill saw the Gator lead at just six with 4:11 remaining.

Twice in the final three minutes the Gamecocks pulled within six. After a layup by Boynton with 55 seconds on the clock, sophomore guard Brenton Williams sank a 3 from the near corner for Carolina to bring the score to 67-62, but solid free throw shooting in the final minute by Florida saw the Gators escape with the 74-66 victory.

GAME 22 - SOUTH CAROLINA 52, NO. 1/1 KENTUCKY 86 COLUMBIA, S.C. - FEB. 4, 2012

AUBURN, Ala. - The South Carolina men's basketball team suffered a 63-52 loss at Auburn on Saturday in SEC action. South Carolina falls to 8-10, 0-4 SEC, while Auburn improves to 12-7, 2-3 in conference play.

Freshman forward Anthony Gill and sophomore guard Bruce Ellington led the Gamecocks with nine points each, while sophomore forward Damontre Harris contributed six points, a team high seven rebounds and a career high six blocks.

The Gamecocks shot 40.8 percent overall in the game, hitting 20-of-49 attempts, while Auburn hit 44 percent (22-50) of its attempts. Junior guard Frankie Sullivan led the Tigers with a game high 22 points, while senior forward Kenny Gabriel added 16 and four blocks.

Turnovers plagued the Gamecocks in the contest, as the squad committed 23 against just 14 by Auburn. The Tigers scored 28 points off of turnovers in the contest.

South Carolina was down 6-2 early in the opening half, but battled back with just under 11 minutes remaining before halftime to take a 14-12 lead on a 3 by freshman guard Damien Leonard. The team's traded baskets through the middle part of the set, before the Gamecocks extended their lead to 26-21 on a layup by Ellington with 1:37 remaining.

Sullivan sank a 3 with 21 seconds remaining before half, but RJ Slawson answered for South Carolina on the opposite end, hitting a jumper as time expired to send Carolina into the locker room with a 28-24 advantage at the half.

Sullivan hit two free throws to open the second half, before South Carolina freshman forward Anthony Gill, who played just eight minutes in the first half due to foul trouble, followed with a layup to push the score to 30-26 South Carolina with 18:54 remaining.

Gabriel scored the next six Auburn points over the next four minutes, as the Tigers regained the lead at 32-30 with 15:42 on the clock. Auburn would never give up the lead the remainder of the half and the Tigers outscored the Gamecocks 39-24 in the set to close the 63-52 victory.

Official Basketball Box Score -- Game Totals -- Final Statistics

South Carolina vs Florida 2/2/12 9 p.m. at Stephen C. O'Connell Center

South Carolina 66 • 9-12, 1-6 SEC

#	Player		Total		3-Ptr		Rebounds			PF	TP	A	TO	Blk	Stl	Min
			FG	FGA	FG	FGA	FT	FTA	Off	Def	Tot					
13	GILL, Anthony	f	5-7	1-2	0-0	0-0	3	2	5	5	11	1	0	0	0	25
15	COOKE, Malik	f	5-12	0-3	2-2	1	3	4	4	12	2	3	0	1	28	
24	HARRIS, Damontre	f	4-5	0-0	4-4	2	7	9	3	12	0	1	6	3	37	
23	ELLINGTON, Bruce	g	6-14	3-7	0-2	0	1	1	4	15	3	4	0	0	37	
32	LEONARD, Damien	g	0-1	0-1	0-0	0	0	0	3	0	0	2	0	0	8	
01	WILLIAMS, Brenton		2-9	1-5	3-4	0	4	4	3	8	1	2	1	0	22	
02	RICHARDSON, Brian		2-6	1-3	0-0	1	1	2	2	5	0	1	0	0	12	
30	JACKSON, Lakeem		0-0	0-0	1-2	0	1	1	3	1	1	1	0	0	15	
33	SLAWSON, RJ		1-2	0-0	0-0	1	1	2	1	2	0	1	0	0	13	
45	GEATHERS, Carlton		0-0	0-0	0-0	0	0	0	0	0	0	0	0	0	3	
Team									2	0	2					
Totals			25-56	6-21	10-14	10	20	30	28	66		8	15	7	4	200

FG % 1st Half: 10-22 45.5% 2nd half: 15-34 44.1% Game: 25-56 44.6%
3FG % 1st Half: 3-9 33.3% 2nd half: 3-12 25.0% Game: 6-21 28.6%
FT % 1st Half: 5-5 100.0 2nd half: 5-9 55.6% Game: 10-14 71.4%

Deadball
Rebounds
3

Florida 74 • 18-4, 6-1 SEC

#	Player		Total		3-Ptr		Rebounds			PF	TP	A	TO	Blk	Stl	Min
			FG	FGA	FG	FGA	FT	FTA	Off	Def	Tot					
15	Yeguate, Will	f	2-3	0-0	0-0	2	6	8	2	4	0	1	1	1	28	
33	Murphy, Erik	f	2-10	0-4	0-0	2	4	6	2	4	1	0	1	1	28	
01	Boynton, Kenny	g	6-13	4-8	8-10	1	2	3	1	24	1	1	0	0	28	
11	Walker, Erving	g	4-11	2-6	4-6	2	2	4	0	14	7	3	0	2	33	
23	Beal, Bradley	g	5-11	1-6	6-9	5	6	11	2	17	1	2	0	0	35	
03	Rosario, Mike		1-5	0-2	2-2	1	0	1	0	4	0	1	0	0	8	
04	Young, Patric		2-4	0-0	1-3	4	1	5	1	5	1	4	1	1	25	
05	Wilbekin, Scottie		0-2	0-2	2-2	0	1	1	3	2	1	1	0	1	15	
Team						3	0	3								
Totals			22-59	7-28	23-32	20	22	42	11	74		12	13	3	6	200

FG % 1st Half: 13-33 39.4% 2nd half: 9-26 34.6% Game: 22-59 37.3%
3FG % 1st Half: 6-15 40.0% 2nd half: 1-13 7.7% Game: 7-28 25.0%
FT % 1st Half: 5-11 45.5% 2nd half: 18-21 85.7% Game: 23-32 71.9%

Deadball
Rebounds
6

Officials: Mike Stuart, John Cahill, Doug Simmons
Technical fouls: South Carolina-None. Florida-None.
Attendance: 10003
USC #13 fouled out at :09 of second half

Score by periods	1st	2nd	Total
South Carolina	28	38	66
Florida	37	37	74

	Points	In Paint	Off T/O	2nd Chance	Fast Break	Bench
SC	30	17	14	2	16	
UF	30	21	17	2	11	

Last FG - SC 2nd-00:13, UF 2nd-00:53.
Largest lead - SC by 1 1st-19:08, UF by 17 1st-09:55.
Score tied - 0 times.
Lead changed - 2 times.

Official Basketball Box Score -- Game Totals -- Final Statistics

Kentucky vs South Carolina 2/4/12 6 p.m. ET at Columbia, S.C. (Colonial Life Arena)

Kentucky 86 • 23-1, 9-0

#	Player		Total		3-Ptr		Rebounds			PF	TP	A	TO	Blk	Stl	Min
			FG	FGA	FG	FGA	FT	FTA	Off	Def	Tot					
03	Jones, Terrence	f	5-10	0-1	6-7	1	5	6	1	16	4	0	1	2	27	
14	Kidd-Gilchrist, M.	f	2-7	0-1	3-6	3	2	5	2	7	3	0	1	0	30	
23	Davis, Anthony	f	9-10	0-0	4-5	3	5	8	3	22	1	0	8	2	28	
20	Lamb, Doron	g	6-7	3-3	3-3	1	3	4	2	18	1	0	0	1	28	
25	Teague, Marquis	g	2-6	0-2	0-0	0	0	0	1	4	3	2	1	1	28	
01	Miller, Darius		2-5	1-3	0-0	1	1	2	2	5	4	1	0	0	20	
10	Beckham, Twany		0-1	0-0	0-0	1	1	2	0	0	0	0	0	0	9	
30	Vargas, Eloy		1-2	0-0	0-0	0	1	1	1	2	0	0	0	0	12	
33	Wiltjer, Kyle		5-14	2-4	0-0	2	2	4	1	12	1	0	0	0	18	
Team						3	6	9								
Totals			32-62	6-14	16-21	15	26	41	13	86		17	3	11	6	200

FG % 1st Half: 17-29 58.6% 2nd half: 15-33 45.5% Game: 32-62 51.6%
3FG % 1st Half: 3-6 50.0% 2nd half: 3-8 37.5% Game: 6-14 42.9%
FT % 1st Half: 15-18 83.3% 2nd half: 1-3 33.3% Game: 16-21 76.2%

Deadball
Rebounds
3,3

South Carolina 52 • 9-13, 1-7

#	Player		Total		3-Ptr		Rebounds			PF	TP	A	TO	Blk	Stl	Min
			FG	FGA	FG	FGA	FT	FTA	Off	Def	Tot					
13	GILL, Anthony	f	3-8	2-2	2-6	1	2	3	2	10	2	2	0	0	35	
15	COOKE, Malik	f	2-9	1-4	0-0	1	3	4	3	5	1	2	3	0	29	
24	HARRIS, Damontre	f	2-4	0-0	1-2	2	4	6	3	5	0	0	4	0	27	
23	ELLINGTON, Bruce	g	1-9	1-5	0-0	1	1	2	2	3	3	2	0	0	25	
32	LEONARD, Damien	g	7-16	4-8	1-3	1	0	1	1	19	0	1	0	0	28	
01	WILLIAMS, Brenton		1-2	1-1	0-0	0	0	0	0	3	0	1	0	0	12	
02	RICHARDSON, Brian		0-1	0-0	0-0	0	0	0	0	0	0	1	0	0	3	
05	SMITH, Eric		1-3	0-0	0-0	0	1	1	0	2	2	0	0	0	12	
30	JACKSON, Lakeem		1-4	0-0	0-0	1	3	4	0	2	1	0	0	0	11	
33	SLAWSON, RJ		0-1	0-0	1-2	1	0	1	4	1	0	0	2	0	8	
45	GEATHERS, Carlton		0-2	0-0	2-2	2	1	3	1	2	0	0	0	0	10	
Team						3	2	5								
Totals			18-59	9-20	7-15	13	17	30	16	52		10	8	9	0	200

FG % 1st Half: 9-34 26.5% 2nd half: 9-25 36.0% Game: 18-59 30.5%
3FG % 1st Half: 4-9 44.4% 2nd half: 5-11 45.5% Game: 9-20 45.0%
FT % 1st Half: 3-5 60.0% 2nd half: 4-10 40.0% Game: 7-15 46.7%

Deadball
Rebounds
7

Officials: Joe Lindsay, Bert Smith, Willi Washington
Technical fouls: Kentucky-None. South Carolina-None.
Attendance: 16527

Score by periods	1st	2nd	Total
Kentucky	52	34	86
South Carolina	25	27	52

	Points	In Paint	Off T/O	2nd Chance	Fast Break	Bench
UK	42	8	19	9	19	
SC	14	1	8	10	10	

Last FG - UK 2nd-00:42, SC 2nd-00:24.
Largest lead - UK by 41 2nd-10:14, SC None.
Score tied - 0 times.
Lead changed - 0 times.



#15 - MALIK COOKE

R-SENIOR - FORWARD

6'5 - 215 - 3 LETTERS

CHARLOTTE, N.C. - CHRIST SCHOOL/NEVADA

COOKE'S CAREER HIGHS

POINTS

24, vs. USC Upstate (Dec. 31, 2011)

FIELD GOALS

8, 3 times, last vs. USC Upstate (Dec. 31, 2011)

FIELD GOAL ATTEMPTS

15, twice, last vs. USC Upstate (Dec. 31, 2011)

3-POINT FIELD GOALS

3, 4 times, last at Ole Miss (Jan. 28, 2012)

3-POINT FIELD GOAL ATTEMPTS

7, at Michigan State (Nov. 16, 2010)

FREE THROWS

10, vs. Miss. Valley State (Nov. 22, 2011)

FREE THROW ATTEMPTS

12, vs. Miss. Valley State (Nov. 22, 2011)

REBOUNDS

13, vs. Vanderbilt (Jan. 8, 2011)

ASSISTS

5, twice, last vs. Sonoma State (12/9/08)

BLOCKS

3, twice, last vs. Kentucky (Feb. 4, 2012)

STEALS

6, twice, last vs. Utah State (3/14/09)

MINUTES PLAYED

38, at Kentucky (Jan. 7, 2012)

COOKE'S SEASON HIGHS

POINTS

24, vs. USC Upstate (Dec. 31, 2011)

FIELD GOALS

8, twice, last vs. USC Upstate (Dec. 31, 2011)

FIELD GOAL ATTEMPTS

15, vs. USC Upstate (Dec. 31, 2011)

3-POINT FIELD GOALS

3, twice, last at Ole Miss (Jan. 28, 2012)

3-POINT FIELD GOAL ATTEMPTS

6, vs. Tenn. State (Nov. 20, 2011)

FREE THROWS

10, vs. Miss. Valley State (Nov. 22, 2011)

FREE THROW ATTEMPTS

12, vs. Miss. Valley State (Nov. 22, 2011)

REBOUNDS

10, vs. USC Upstate (Dec. 31, 2011)

ASSISTS

4, vs. North Carolina (Nov. 25, 2011)

BLOCKS

3, twice, last vs. Kentucky (Feb. 4, 2012)

STEALS

4, 3 times, last vs. SE Louisiana (Dec. 21, 2011)

MINUTES PLAYED

38, at Kentucky (Jan. 7, 2012)

2011-12

Opponent	Date	GS	Min	FG-FGA	Pct	3FG-FGA	Pct	FT-FTA	Pct	Off	Def	Tot	Avg	PF	FO	A	TO	Blk	Stl	Pts	Avg
Western Carolina	Nov. 11	*	23	3-8	.375	0-0	.000	4-6	.667	5	2	7	7.0	0	0	1	3	0	0	10	10.0
at Elon	Nov. 15	*	26	3-10	.333	1-3	.333	2-2	.750	2	3	5	6.0	5	1	1	0	0	0	9	9.5
Tenn State	Nov. 20	*	36	4-12	.333	1-6	.222	1-2	.700	1	5	6	6.0	4	0	2	4	3	2	10	9.7
Miss Valley State	Nov. 22	*	32	4-8	.368	0-3	.167	10-12	.773	1	3	4	5.5	1	0	3	1	2	3	18	11.8
UNC	Nov. 25	*	29	4-9	.383	2-2	.286	2-4	.731	2	3	5	5.4	3	0	4	3	2	2	12	11.8
So. California	Nov. 26	*	30	4-5	.426	1-2	.313	1-1	.741	0	2	2	4.8	2	0	0	3	0	1	10	11.5
Providence	Dec. 1	*	33	8-12	.469	3-5	.381	2-2	.759	2	1	3	4.6	2	0	3	4	2	4	21	12.9
at Clemson	Dec. 4	*	35	2-10	.432	0-2	.348	2-4	.727	5	3	8	5.0	2	0	1	1	0	4	6	12.0
Presbyterian	Dec. 13	*	27	5-7	.457	1-1	.375	3-3	.750	1	3	4	4.9	1	0	2	1	0	2	14	12.2
Ohio State	Dec. 17	*	31	6-10	.473	0-1	.360	9-10	.783	1	2	3	4.7	2	0	3	2	1	2	21	13.1
SE Louisiana	Dec. 21	*	32	3-8	.465	1-2	.370	7-8	.796	1	2	3	4.6	2	0	3	2	2	4	14	13.2
Wofford	Dec. 28	*	34	1-9	.435	0-2	.345	1-1	.800	1	1	2	4.4	2	0	0	1	1	2	3	12.3
USC Upstate	Dec. 31	*	37	8-15	.447	0-2	.323	8-11	.788	4	6	10	4.8	1	0	3	1	1	0	24	13.2
SC State	Jan. 3	*	21	3-6	.450	1-1	.344	4-4	.800	2	2	4	4.6	3	0	2	0	0	2	11	13.1
at Kentucky	Jan. 7	*	38	5-14	.441	0-2	.324	1-2	.792	2	4	6	4.9	1	0	3	1	0	1	11	12.9
Vanderbilt	Jan. 10	*	35	4-11	.435	1-2	.333	0-0	.792	1	2	3	4.8	2	0	0	2	1	3	9	12.7
Florida	Jan. 14	*	37	4-10	.433	0-2	.316	2-3	.787	5	2	7	4.9	3	0	2	2	0	2	10	12.5
at Auburn	Jan. 21	*	33	2-7	.427	0-3	.293	2-3	.782	2	3	5	4.9	4	0	1	6	1	1	6	12.2
Alabama	Jan. 25	*	34	6-11	.434	1-4	.289	5-5	.795	1	4	5	4.9	2	0	2	4	0	2	18	12.5
at Ole Miss	Jan. 28	*	30	6-14	.434	3-3	.333	2-3	.791	3	4	7	5.0	3	0	2	4	0	3	17	12.7
at Florida	Feb. 2	*	28	5-12	.433	0-3	.314	2-2	.795	1	3	4	5.0	4	0	2	3	0	1	12	12.7
Kentucky	Feb. 4	*	29	2-9	.424	1-4	.309	0-0	.795	1	3	4	4.9	3	0	1	2	3	0	5	12.3
at Tennessee	Feb. 8																				
at Arkansas	Feb. 11																				
Georgia	Feb. 15																				
LSU	Feb. 18																				
at Vanderbilt	Feb. 22																				
Tennessee	Feb. 25																				
Mississippi State	Feb. 29																				
at Georgia	March 3																				

SEASON NOTES

Played a team-high 23 minutes in season opener vs. Western Carolina (Nov. 11), scoring 10 points ... Matched teammate Anthony Gill for a team high nine points in loss at Elon (Nov. 15) ... Posted 10 points, six rebounds, two assists, a career high three blocks and two steals vs. Tennessee State (Nov. 20) ... Also matched career high with 36 minutes vs. the Tigers ... Posted a season high 18 points in win against Mississippi Valley State (Nov. 22) ... Also had career highs with 10 free throws made and 12 attempted against the Delta Devils ... Tallied 12 points and team highs with four assists and two steals vs. #1 North Carolina (Nov. 25) ... Posted 10 points, two rebounds and one steal vs. Southern Cal (Nov. 26) ... Led Gamecocks in scoring with 21 points vs. Providence (Dec. 1), also posted team highs with three assists and four steals vs. the Friars ... Was solid in road win at Clemson (Dec. 4), posting six points, eight rebounds and four steals ... Hit two free throws with 6.7 seconds remaining on the clock vs. the Tigers to seal win ... Solid in win vs. Presbyterian (Dec. 13), scoring 14 points, while dishing two assists and collecting two steals ... Played with tremendous heart and team leadership vs. No. 2 Ohio State (Dec. 17), twice coming back from a cut above his eye to post a team-high 21 points ... Was a stellar 9-of-10 from the free throw line vs. the Buckeyes ... Continued solid play vs. SE Louisiana (Dec. 21), posting team highs with 14 points, three assists, two blocks and four steals ... Struggled from the floor vs. Wofford (Dec. 28), hitting just 1-of-9 attempts, but still played a team high 34 minutes ... Career night vs. USC Upstate, posting a career best 24 points, hitting 8-of-15 attempts, while collecting 10 rebounds, a season high, for his third career double-double ... Matched Damontre Harris for team lead with 11 points in victory over SC State (Jan. 3) ... Played a career high 38 minutes at No. 2 Kentucky (Jan. 7), scoring 11 points, and posting three assists and one steal ... Collected a team best three steals vs. Vanderbilt (Jan. 10) ... Tallied 10 points and a team high seven rebounds vs. No. 19 Florida (Jan. 14) ... Scored six points, but also committed six turnovers in loss at Auburn (Jan. 21) ... Tallied a team high 18 points, while adding two assists and two steals in win vs. Alabama (Jan. 25) ... Led the team at Ole Miss (Jan. 28) with 17 points and seven rebounds; was 3-of-3 from 3-point range to match career high for 3s made in a game ... Tallied 12 points and two assists at Florida (Feb. 2) ... Matched career high with three blocks vs. UK (Feb. 4, 2012) ...

CAREER VS. TENNESSEE (2 GAMES)

MIN	PTS	RBS	AST	BLK	STL	FG%	3FG%	FT%
27.0	14.0	6.0	0.5	0.5	2.0	42.9	75.0	87.5

CAREER STATISTICS

Season	GP-GS	Min	Avg	FG	FGA	Pct	3FG	3FGA	Pct	FT	FTA	Pct	Off	Def	Tot	Avg	PF	FO	Ast	TO	Blk	Stl	Pts	Avg
2007-08*	33-1	377	11.4	26	54	.481	2	12	.167	25	38	.658	32	64	96	2.9	39	0	17	24	13	12	79	2.4
2008-09*	34-34	934	27.5	116	218	.532	13	29	.448	83	114	.728	95	117	212	6.2	82	1	29	46	20	62	328	9.6
2010-11	30-17	773	25.8	99	221	.448	14	47	.298	71	89	.798	87	104	191	6.4	86	4	21	48	16	44	283	9.4
2011-12	22-22	690	31.4	92	217	.424	17	55	.309	70	88	.795	45	63	108	4.9	52	1	41	50	19	41	271	12.3
Total	119-74	2774	23.3	333	710	.469	46	143	.321	249	329	.756	259	348	607	5.1	259	6	108	168	68	159	961	8.1

* at Nevada

CAREER SEC STATISTICS

Season	GP-GS	Min	Avg	FG	FGA	Pct	3FG	3FGA	Pct	FT	FTA	Pct	Off	Def	Tot	Avg	PF	FO	Ast	TO	Blk	Stl	Pts	Avg
2011	16-6	433	27.1	54	116	.466	8	22	.364	51	58	.879	44	56	100	6.3	47	3	8	21	8	26	167	10.4
2012	8-8	264	33.0	34	88	.386	6	23	.261	14	18	.778	16	25	41	5.1	22	0	13	24	5	13	88	11.0
Total	24-14	697	29.0	88	204	.431	14	45	.311	65	76	.855	60	81	141	5.9	69	3	21	45	13	39	255	10.6



#30 - LAKEEM JACKSON

JUNIOR - FORWARD

6'5 - 238 - 2 LETTERS

CHARLOTTE, N.C. - CHRIST SCHOOL

JACKSON'S CAREER HIGHS

POINTS

19 vs. Baylor (1/2/10)

FIELD GOALS

9 vs. Baylor (1/2/10)

FIELD GOAL ATTEMPTS

17 vs. Baylor (1/2/10)

3-POINT FIELD GOALS

1, three times, last vs. Vanderbilt (Jan. 8, 2011)

3-POINT FIELD GOAL ATTEMPTS

4 Alabama A&M (11/13/09)

FREE THROWS

5 vs. Furman (12/21/09)

FREE THROW ATTEMPTS

9, twice, last vs. Baylor (1/2/10)

REBOUNDS

14 vs. Alabama (3/11/10)

ASSISTS

7, at Vanderbilt (Feb. 5, 2011)

BLOCKS

3 vs. Baylor (1/2/10)

STEALS

6 vs. Baylor (1/2/10)

MINUTES PLAYED

44, vs. WKU (Nov. 27, 2010)

JACKSON'S SEASON HIGHS

POINTS

12, vs. Tenn. State (Nov. 20, 2011)

FIELD GOALS

5, vs. Tenn. State (Nov. 20, 2011)

FIELD GOAL ATTEMPTS

8, vs. SE Louisiana (Dec. 21, 2011)

3-POINT FIELD GOALS

-

3-POINT FIELD GOAL ATTEMPTS

1, twice, last at Clemson (Dec. 4, 2011)

FREE THROWS

2, twice, last vs. Southern Cal (Nov. 26, 2011)

FREE THROW ATTEMPTS

4, twice, last vs. USC Upstate (Dec. 31, 2011)

REBOUNDS

10, vs. Western Carolina (Nov. 11, 2011)

ASSISTS

5, vs. Western Carolina (Nov. 11, 2011)

BLOCKS

2, vs. SC State (Jan. 3, 2012)

STEALS

3, vs. Western Carolina (Nov. 11, 2011)

MINUTES PLAYED

32, vs. SC State (Jan. 3, 2012)

2011-12

Opponent	Date	GS	Min	FG-FGA	Pct	3FG-FGA	Pct	FT-FTA	Pct	Off	Def	Tot	Avg	PF	FO	A	TO	Blk	Stl	Pts	Avg
Western Carolina	Nov. 11	*	21	2-4	.500	0-0	.000	1-1	1.000	2	8	10	10.0	2	0	5	0	0	3	5	5.0
at Elon	Nov. 15	*	26	2-4	.500	0-0	.000	1-2	.667	3	1	4	7.0	5	1	1	2	0	2	5	5.0
Tenn State	Nov. 20	*	26	5-6	.643	0-0	.000	2-4	.571	0	2	2	5.3	1	0	3	4	0	0	12	7.3
Miss Valley State	Nov. 22		19	0-2	.563	0-0	.000	1-3	.500	2	1	3	4.8	1	0	0	1	0	0	1	5.8
UNC	Nov. 25		13	1-2	.556	0-0	.000	0-0	.500	0	2	2	4.2	0	0	1	4	0	0	2	5.0
So. California	Nov. 26		20	1-1	.579	0-0	.000	2-2	.583	0	1	1	3.7	1	0	4	3	1	0	4	4.8
Providence	Dec. 1		24	2-4	.565	0-1	.000	0-0	.583	5	1	6	4.0	2	0	1	2	0	1	4	4.7
at Clemson	Dec. 4	*	25	4-5	.607	0-1	.000	0-1	.538	1	3	4	4.0	1	0	2	2	0	0	8	5.1
Presbyterian	Dec. 13	*	20	3-4	.625	0-0	.000	0-0	.538	1	1	2	3.8	0	0	3	0	0	2	6	5.2
Ohio State	Dec. 17	*	28	3-7	.590	0-0	.000	0-1	.500	1	1	2	3.6	4	0	0	1	0	0	6	5.3
SE Louisiana	Dec. 21	*	22	3-8	.553	0-0	.000	0-0	.500	3	3	6	3.8	1	0	2	0	0	2	6	5.4
Wofford	Dec. 28	*	24	3-4	.569	0-0	.000	0-3	.412	0	2	2	3.7	1	0	4	1	0	0	6	5.4
USC Upstate	Dec. 31	*	15	1-1	.577	0-0	.000	1-4	.381	0	2	2	3.5	0	0	1	3	0	1	3	5.2
SC State	Jan. 3	*	32	3-4	.589	0-0	.000	0-1	.364	2	3	5	3.6	2	0	3	1	2	2	6	5.3
at Kentucky	Jan. 7	*	15	1-3	.576	0-0	.000	0-0	.364	3	0	3	3.6	0	0	0	1	0	0	3	5.1
Vanderbilt	Jan. 10	*	18	1-5	.547	0-0	.000	1-2	.375	1	1	2	3.5	1	0	0	1	0	0	3	4.9
Florida	Jan. 14		8	0-1	.538	0-0	.000	0-0	.375	0	2	2	3.4	2	0	0	0	0	0	0	4.6
at Auburn	Jan. 21		13	1-3	.529	0-0	.000	0-0	.375	1	0	1	3.3	1	0	3	0	0	2	2	4.5
Alabama	Jan. 25		9	1-2	.529	0-0	.000	0-1	.360	1	0	1	3.2	0	0	0	0	0	1	2	4.4
at Ole Miss	Jan. 28		10	0-2	.514	0-0	.000	0-0	.360	2	1	3	3.2	0	0	1	0	0	0	0	4.2
at Florida	Feb. 2		15	0-0	.514	0-0	.000	1-2	.370	0	1	1	3.0	3	0	1	1	0	0	1	4.0
Kentucky	Feb. 4		11	1-4	.500	0-0	.000	0-0	.370	1	3	4	3.1	0	0	1	0	0	0	2	3.9
at Tennessee	Feb. 8																				
at Arkansas	Feb. 11																				
Georgia	Feb. 15																				
LSU	Feb. 18																				
at Vanderbilt	Feb. 22																				
Tennessee	Feb. 25																				
Mississippi State	Feb. 29																				
at Georgia	March 3																				

SEASON NOTES

Dished five assists, committing zero turnovers, while grabbing a game-best 10 rebounds in season opener win over Western Carolina (Nov. 11) ... Posted five points and collected two steals vs. Elon (Nov. 15) ... Tallied first double-figure scoring game of the season with 12 points on 5-of-6 shooting from the floor and two free throws vs. Tennessee State (Nov. 20) ... Added two points and one assist vs. #1 North Carolina (Nov. 25) ... Dished four assists vs. Southern Cal (Nov. 26) ... Contributed four points and six rebounds in 24 minutes vs. Providence (Dec. 1) ... Tallied eight points and dished two assists in victory at Clemson (Dec. 4) ... Dished a team high three assists vs. Presbyterian (Dec. 13) ... Posted six points vs. No. 2 Ohio State (Dec. 17) ... Posted six points, two assists and two steals with no turnovers vs. SE Louisiana (Dec. 21) ... Solid vs. Wofford (Dec. 28), dishing four assists while adding six points ... Three points vs. USC Upstate (Dec. 31) ... Played a season high 32 minutes, scoring six points and dishing three assists, blocking two shots and collecting two steals in victory over SC State (Jan. 3) ... Collected three rebounds, all on the offensive glass, at No. 2 Kentucky (Jan. 7) ... Saw action vs. No. 19 Florida (Jan. 14), collecting two rebounds ... Dished three assists at Auburn (Jan. 21) ... Collected one steal vs. Alabama (Jan. 25) ... Collected three rebounds at Ole Miss (Jan. 28) ... Saw action at Florida (Feb. 2) ... Collected four rebounds vs. No. 1 Kentucky (Feb. 4) ...

CAREER VS. TENNESSEE (3 GAMES)


MIN	PTS	RBS	AST	BLK	STL	FG%	3FG%	FT%
32.0	7.7	4.3	0.7	0.0	0.0	55.0	0.0	33.3

CAREER STATISTICS

Season	GP-GS	Min	Avg	FG	FGA	Pct	3FG	3FGA	Pct	FT	FTA	Pct	Off	Def	Tot	Avg	PF	FO	Ast	TO	Blk	Stl	Pts	Avg
2009-10	31-30	827	26.7	104	206	.505	0	8	.000	16	59	.271	63	91	154	5.0	66	0	59	35	19	47	224	7.2
2010-11	26-25	731	28.1	87	182	.478	3	10	.300	26	62	.419	71	75	146	5.6	40	0	66	46	5	24	203	7.8
2011-12	22-12	414	18.8	38	76	.500	0	2	.000	10	27	.370	29	39	68	3.1	28	1	36	27	3	16	86	3.9
Totals	79-67	1975	25.0	229	464	.493	3	20	.150	52	148	.351	163	205	368	4.6	134	1	161	108	27	87	513	6.5

CAREER SEC STATISTICS

Season	GP-GS	Min	Avg	FG	FGA	Pct	3FG	3FGA	Pct	FT	FTA	Pct	Off	Def	Tot	Avg	PF	FO	Ast	TO	Blk	Stl	Pts	Avg
2010	16-15	454	28.4	54	101	.535	0	0	.000	3	22	.136	33	48	81	5.1	41	0	32	19	5	21	111	6.9
2011	12-11	335	27.9	33	74	.446	1	3	.333	6	2	.273	30	28	58	4.8	17	0	25	22	1	4	73	6.1
2012	8-2	99	12.4	5	20	.250	0	0	.000	2	5	.400	9	8	17	2.1	7	0	6	3	0	3	12	1.5
Totals	36-28	888	24.7	92	195	.471	1	3	.333	11	29	.379	72	84	156	4.3	65	0	63	44	6	28	196	5.4



#23 - BRUCE ELLINGTON

SOPHOMORE - GUARD

5'9 - 197 - 1 LETTER

MONCKS CORNER, S.C. - BERKELEY

ELLINGTON'S CAREER HIGHS

POINTS

31, at Furman (Dec. 22, 2010)

FIELD GOALS

11, at Furman (Dec. 22, 2010)

FIELD GOAL ATTEMPTS

23, at Furman (Dec. 22, 2010)

3-POINT FIELD GOALS

6, twice, last vs. Vanderbilt (Jan. 8, 2011)

3-POINT FIELD GOAL ATTEMPTS

13, twice, last vs. Tennessee (Feb. 16, 2011)

FREE THROWS

7, vs. Arkansas (Jan. 19, 2011)

FREE THROW ATTEMPTS

11, vs. Arkansas (Jan. 19, 2011)

REBOUNDS

8, vs. WKU (Nov. 27, 2010)

ASSISTS

8, vs. WKU (Nov. 27, 2010)

BLOCKS

1, vs. Ohio State (Dec. 17, 2011)

STEALS

4, at Michigan State (Nov. 16, 2010)

MINUTES PLAYED

46, vs. WKU (Nov. 27, 2010)

ELLINGTON'S SEASON HIGHS

POINTS

20, vs. Vanderbilt (Jan. 10, 2012)

FIELD GOALS

8, vs. Vanderbilt (Jan. 10, 2012)

FIELD GOAL ATTEMPTS

16, at Ole Miss (Jan. 28, 2012)

3-POINT FIELD GOALS

5, vs. Wofford (Dec. 28, 2011)

3-POINT FIELD GOAL ATTEMPTS

8, at Kentucky (Jan. 7, 2012)

FREE THROWS

4, at Clemson (Dec. 4, 2011)

FREE THROW ATTEMPTS

4, twice, last vs. Presbyterian (Dec. 13, 2011)

REBOUNDS

3, 4 times, last at Auburn (Jan. 21, 2012)

ASSISTS

5, at Ole Miss (Jan. 28, 2012)

BLOCKS

1, vs. Ohio State (Dec. 17, 2011)

STEALS

2, at Auburn (Jan. 21, 2012)

MINUTES PLAYED

37, twice, last at Florida (Feb. 2, 2012)

2011-12

Opponent	Date	GS	Min	FG-FGA	Pct	3FG-FGA	Pct	FT-FTA	Pct	Off	Def	Tot	Avg	PF	FO	A	TO	Blk	Stl	Pts	Avg
Western Carolina	Nov. 11	-	-	-	-	-	-	-	-	-	-	-	-	-	-	-	-	-	-	-	-
at Elon	Nov. 15	-	-	-	-	-	-	-	-	-	-	-	-	-	-	-	-	-	-	-	-
Tenn State	Nov. 20	-	-	-	-	-	-	-	-	-	-	-	-	-	-	-	-	-	-	-	-
Miss Valley State	Nov. 22	-	-	-	-	-	-	-	-	-	-	-	-	-	-	-	-	-	-	-	-
UNC	Nov. 25	-	-	-	-	-	-	-	-	-	-	-	-	-	-	-	-	-	-	-	-
So. California	Nov. 26	-	-	-	-	-	-	-	-	-	-	-	-	-	-	-	-	-	-	-	-
Providence	Dec. 1	27	3-11	.273	0-4	.000	0-0	.000	1	1	2	2.0	3	0	1	2	0	0	6	6.0	
at Clemson	Dec. 4	23	2-8	.263	1-4	.125	4-4	1.000	0	0	0	1.0	3	0	2	2	0	1	9	7.5	
Presbyterian	Dec. 13	25	6-14	.333	1-3	.182	2-4	.750	2	1	3	1.7	1	0	3	2	0	1	15	10.0	
Ohio State	Dec. 17	23	3-7	.350	2-4	.267	0-0	.750	0	1	1	1.5	4	0	1	1	1	1	8	9.5	
SE Louisiana	Dec. 21	21	1-7	.313	0-3	.211	0-0	.750	0	2	2	1.6	2	0	1	2	0	0	2	8.0	
Wofford	Dec. 28	25	5-7	.364	5-6	.360	2-2	.800	0	3	3	1.8	2	0	1	2	0	0	17	9.5	
USC Upstate	Dec. 31	-	-	-	-	-	-	-	-	-	-	-	-	-	-	-	-	-	-	-	-
SC State	Jan. 3	13	3-5	.383	3-3	.429	0-0	.800	0	0	0	1.6	0	0	1	0	0	0	9	9.4	
at Kentucky	Jan. 7	29	3-13	.356	1-8	.361	1-2	.750	1	1	2	1.6	1	0	4	0	0	1	8	9.3	
Vanderbilt	Jan. 10	24	8-12	.400	1-2	.368	3-3	.800	0	0	0	1.4	2	0	3	0	0	0	20	10.4	
Florida	Jan. 14	* 28	6-14	.404	4-6	.409	1-2	.765	2	1	3	1.6	3	0	3	1	0	0	17	11.1	
at Auburn	Jan. 21	* 37	4-14	.389	1-5	.388	0-0	.765	0	3	3	1.7	2	0	4	5	0	2	9	10.9	
Alabama	Jan. 25	* 31	5-14	.386	2-7	.375	0-0	.765	0	2	2	1.8	0	0	2	1	0	0	12	11.0	
at Ole Miss	Jan. 28	* 36	4-16	.371	1-5	.361	0-0	.765	0	1	1	1.7	1	0	5	4	0	1	9	10.8	
at Florida	Feb. 2	* 37	6-14	.376	3-7	.368	0-2	.684	0	1	1	1.6	4	0	3	4	0	0	15	11.1	
Kentucky	Feb. 4	* 25	1-9	.361	1-5	.356	0-0	.684	1	1	2	1.7	2	0	3	2	0	0	3	10.6	
at Tennessee	Feb. 8																				
at Arkansas	Feb. 11																				
Georgia	Feb. 15																				
LSU	Feb. 18																				
at Vanderbilt	Feb. 22																				
Tennessee	Feb. 25																				
Mississippi State	Feb. 29																				
at Georgia	March 3																				

SEASON NOTES

Returned to South Carolina basketball team on Monday, Nov. 28, after competing with the Gamecock football team, where he posted two touchdowns on the year ... Named to the SEC All-Freshman football team ... Posted 707 all-purpose yards in 2011 ... (**BASKETBALL**) In first game of the season vs. Providence (Dec. 1), tallied six points and one assist in 27 minutes off the bench ... Tallied nine points, including the game-winning free throw, in 58-55 victory at Clemson (Dec. 4) ... Posted a season high 15 points, while adding three assists in win over Presbyterian (Dec. 13) ... Tallied eight points vs. No. 2 Ohio State (Dec. 17) ... Posted two points vs. SE Louisiana (Dec. 21) ... Season highs with 17 points and five made shots from beyond the arc in win over Wofford (Dec. 28) ... Will miss the USC Upstate contest while he competes with the South Carolina football team in Orlando for the Capital One Bowl ... Returned to basketball team, hitting a perfect 3-of-3 from 3-point range to score nine points off the bench vs. SC State (Jan. 3) ... Struggled from the floor at No. 2 Kentucky (Jan. 7), hitting just 3-of-13 ... Tallied eight points and a season high four assists vs. the Wildcats ... Tallied a season and team best 20 points, including 18 in the second half in loss vs. Vanderbilt (Jan. 10) ... Tallied a team high 17 points, while adding three assists in loss to No. 19 Florida (Jan. 14) ... Started for the first time this season vs. the Gators ... Tallied nine points and four assists, but had five turnovers in loss at Auburn (Jan. 21) ... Hit the first "last second" game winner of his career, scoring on a layup with 1.3 seconds left on the clock to give the Gamecocks their first SEC win, a 56-54 victory over Alabama (Jan. 25); contributed 12 points and two assists vs. the Crimson Tide ... Posted nine points and a season high five assists in loss at Ole Miss (Jan. 28) ... Led the team with 15 points and three assists at No. 12/11 Florida (Feb. 2) ... Struggled from the floor vs. No. 1 UK (Feb. 4), posted just three points ...

CAREER VS. TENNESSEE (2 GAMES)

MIN	PTS	RBS	AST	BLK	STL	FG%	3FG%	FT%
30.0	11.5	3.5	2.5	0.0	1.5	27.3	26.3	0.0

CAREER STATISTICS

Season	GP-GS	Min	Avg	FG	FGA	Pct	3FG	3FGA	Pct	FT	FTA	Pct	Off	Def	Tot	Avg	PF	FO	Ast	TO	Blk	Stl	Pts	Avg
2010-11	30-30	928	30.9	138	423	.326	61	198	.308	47	74	.635	25	75	100	3.3	75	0	97	87	0	31	384	12.8
2011-12	15-6	404	26.9	60	166	.361	26	73	.356	13	19	.684	7	18	25	1.7	30	0	37	28	1	6	159	10.6
Totals	45-36	1332	29.6	198	589	.336	87	271	.321	60	93	.645	32	93	125	2.8	105	0	134	115	1	37	543	12.1

CAREER SEC STATISTICS

Season	GP-GS	Min	Avg	FG	FGA	Pct	3FG	3FGA	Pct	FT	FTA	Pct	Off	Def	Tot	Avg	PF	FO	Ast	TO	Blk	Stl	Pts	Avg
2011	16-16	500	31.3	69	237	.291	31	122	.254	23	35	.657	18	32	50	3.1	41	0	42	43	0	14	192	12.0
2012	8-6	247	30.9	37	106	.349	14	45	.311	5	9	.556	4	10	14	1.8	15	0	27	17	0	4	93	11.6
Totals	24-22	747	31.1	106	343	.309	45	167	.269	28	44	.636	22	42	64	2.7	56	0	69	60	0	18	285	11.9



#24 - DAMONTRE HARRIS

SOPHOMORE - FORWARD

6'9 - 226 - 1 LETTER

FAYETTEVILLE, N.C. - TRINITY CHRISTIAN

HARRIS' CAREER HIGHS

POINTS

15, vs. Southern Cal (Nov. 26, 2011)

FIELD GOALS

7, vs. Southern Cal (Nov. 26, 2011)

FIELD GOAL ATTEMPTS

11, twice, last vs. Alabama (Jan. 25, 2012)

3-POINT FIELD GOALS

-

3-POINT FIELD GOAL ATTEMPTS

1, twice, last vs. Tennessee (March 3, 2011)

FREE THROWS

4, twice, last at Florida (Feb. 2, 2012)

FREE THROW ATTEMPTS

7, vs. Elon (Nov. 15, 2011)

REBOUNDS

10, 3 times, last vs. Vanderbilt (Jan. 10, 2012)

ASSISTS

3, twice, last vs. Wofford (Dec. 28, 2011)

BLOCKS

6, twice, last at Florida (Feb. 2, 2012)

STEALS

3, at Florida (Feb. 2, 2012)

MINUTES PLAYED

37, twice, last at Florida (Feb. 2, 2012)

HARRIS' SEASON HIGHS

POINTS

15, vs. Southern Cal (Nov. 26, 2011)

FIELD GOALS

7, vs. Southern Cal (Nov. 26, 2011)

FIELD GOAL ATTEMPTS

11, twice, last vs. Alabama (Jan. 25, 2012)

3-POINT FIELD GOALS

-

3-POINT FIELD GOAL ATTEMPTS

-

FREE THROWS

4, twice, last at Florida (Feb. 2, 2012)

FREE THROW ATTEMPTS

7, vs. Elon (Nov. 15, 2011)

REBOUNDS

10, twice, last vs. Vanderbilt (Jan. 10, 2012)

ASSISTS

3, vs. Wofford (Dec. 28, 2011)

BLOCKS

6, twice, last at Florida (Feb. 2, 2012)

STEALS

3, at Florida (Feb. 2, 2012)

MINUTES PLAYED

37, twice, last at Florida (Feb. 2, 2012)

2011-12

Opponent	Date	GS	Min	FG-FGA	Pct	3FG-FGA	Pct	FT-FTA	Pct	Off	Def	Tot	Avg	PF	FO	A	TO	Blk	Stl	Pts	Avg
Western Carolina	Nov. 11	*	19	1-4	.250	0-0	.000	1-2	.500	1	0	1	1.0	4	0	0	1	2	0	3	3.0
at Elon	Nov. 15	*	26	2-4	.300	0-0	.000	4-7	.556	6	4	10	5.5	1	0	0	1	1	2	8	5.5
Tenn State	Nov. 20	*	16	2-2	.417	0-0	.000	1-1	.600	0	7	7	6.0	2	0	0	0	2	0	5	5.3
Miss Valley State	Nov. 22	*	19	1-3	.400	0-0	.000	2-2	.667	2	1	3	5.3	2	0	0	1	1	0	4	5.0
UNC	Nov. 25	*	19	0-2	.353	0-0	.000	0-0	.667	2	3	5	5.2	3	0	0	0	1	1	0	4.0
So. California	Nov. 26	*	30	7-11	.464	0-0	.000	1-1	.692	3	3	6	5.3	1	0	0	0	2	0	15	5.8
Providence	Dec. 1	*	15	0-1	.448	0-0	.000	0-0	.692	1	1	2	4.9	1	0	0	0	1	0	0	5.0
at Clemson	Dec. 4	*	35	4-9	.447	0-0	.000	2-2	.733	3	3	6	5.0	2	0	0	1	5	1	10	5.6
Presbyterian	Dec. 13	*	26	4-6	.477	0-0	.000	1-1	.750	0	3	3	4.8	4	0	2	1	5	0	9	6.0
Ohio State	Dec. 17	*	28	2-4	.479	0-0	.000	0-0	.750	0	2	2	4.5	0	0	1	0	0	1	4	5.8
SE Louisiana	Dec. 21	*	22	1-2	.480	0-0	.000	1-2	.722	3	4	7	4.7	4	0	0	2	1	2	3	5.5
Wofford	Dec. 28	*	29	3-6	.482	0-0	.000	0-0	.722	2	5	7	4.9	1	0	3	2	5	2	6	5.6
USC Upstate	Dec. 31	*	28	1-4	.467	0-0	.000	0-0	.722	1	4	5	4.9	4	0	2	0	3	2	2	5.3
SC State	Jan. 3	*	21	4-9	.464	0-0	.000	3-3	.762	1	5	6	5.0	4	0	0	3	1	0	11	5.7
at Kentucky	Jan. 7	*	23	4-5	.486	0-0	.000	2-2	.783	2	1	3	4.9	4	0	1	0	2	1	10	6.0
Vanderbilt	Jan. 10	*	31	4-7	.494	0-0	.000	3-4	.778	7	3	10	5.2	2	0	0	3	1	1	11	6.3
Florida	Jan. 14	*	23	3-3	.512	0-0	.000	3-4	.774	3	3	6	5.2	4	0	1	2	0	1	9	6.5
at Auburn	Jan. 21	*	37	3-5	.517	0-0	.000	0-0	.774	3	4	7	5.3	1	0	0	5	6	2	6	6.4
Alabama	Jan. 25	*	29	5-11	.510	0-0	.000	2-3	.765	3	0	3	5.2	3	0	0	0	2	0	12	6.7
at Ole Miss	Jan. 28	*	16	3-3	.524	0-0	.000	0-0	.765	2	1	3	5.1	5	1	0	0	1	2	6	6.7
at Florida	Feb. 2	*	37	4-5	.537	0-0	.000	4-4	.789	2	7	9	5.3	3	0	0	1	6	3	12	7.0
Kentucky	Feb. 4	*	27	2-4	.536	0-0	.000	1-2	.775	2	4	6	5.3	3	0	0	0	4	0	5	6.9
at Tennessee	Feb. 8																				
at Arkansas	Feb. 11																				
Georgia	Feb. 15																				
LSU	Feb. 18																				
at Vanderbilt	Feb. 22																				
Tennessee	Feb. 25																				
Mississippi State	Feb. 29																				
at Georgia	March 3																				

SEASON NOTES

Blocked two shots in season opener vs. Western Carolina (Nov. 11), but collected just one rebound and tallied three points ... Just two points away from first-career double-double with eight points and 10 rebounds vs. Elon (Nov. 15) ... Collected seven rebounds in just 16 minutes vs. Tennessee State (Nov. 20) ... Went 2-for-2 from the line against Mississippi Valley State (Nov. 22) and collected three rebounds with one block ... Collected five rebounds vs. #1 North Carolina (Nov. 25) ... Tallied a career high 15 points on 7-of-11 shooting from the field vs. Southern Cal (Nov. 26) ... One block vs. Providence (Dec. 1) ... Matched career high with five blocks, in a career high 35 minutes, while adding 10 points in win at Clemson (Dec. 4) ... Matched career high for second straight game with five blocks in win vs. Presbyterian (Dec. 13) ... Posted four points, one assist and one steal vs. No. 2 Ohio State (Dec. 17) ... Collected a team high seven rebounds vs. SE Louisiana (Dec. 21) ... Stellar numbers in win over Wofford (Dec. 28), matching career high with five blocks, while adding six points, seven rebounds, three assists and two steals in just 29 minutes ... Dished two assists and matched season high with two steals in 28 minutes vs. USC Upstate (Dec. 31) ... Matched Malik Cooke for a team high 11 points vs. SC State (Jan. 3) ... Tallied 10 points and two blocks at No. 2 Kentucky (Jan. 7) ... Collected first career double-double with 11 points and 10 rebounds vs. Vanderbilt (Jan. 10) ... Was in foul trouble vs. No. 19 Florida (Jan. 14), but scored nine points ... Blocked a career high six shots, while matching career high with two steals in loss at Auburn (Jan. 21) ... Tallied 12 points and blocked two shots in SEC victory vs. Alabama (Jan. 25) ... Fouled out in just 16 minutes played at Ole Miss (Jan. 28), contributed six points and two steals ... Career night at No. 12 Florida (Feb. 2), with six blocks, three steals and 12 points ... Was in foul trouble early vs. No. 1 UK (Feb. 4) with three fouls in the first nine minutes against the Wildcats ... Blocked four shots vs. UK ...

CAREER VS. TENNESSEE (2 GAMES)


MIN	PTS	RBS	AST	BLK	STL	FG%	3FG%	FT%
22.0	3.5	4.5	0.0	1.0	0.5	42.9	0.0	50.0

CAREER STATISTICS

Season	GP-GS	Min	Avg	FG	FGA	Pct	3FG	3FGA	Pct	FT	FTA	Pct	Off	Def	Tot	Avg	PF	FO	Ast	TO	Blk	Stl	Pts	Avg
2010-11	29-19	491	16.9	47	82	.573	0	2	.000	13	22	.591	48	56	104	3.6	61	1	13	21	26	14	107	3.7
2011-12	22-22	556	25.3	60	112	.536	0	0	.000	31	40	.775	49	68	117	5.3	58	1	10	23	52	21	151	6.9
Totals	51-41	1047	20.5	107	194	.551	0	2	.000	44	62	.709	97	124	221	4.3	119	2	23	44	78	35	258	5.1

CAREER SEC STATISTICS

Season	GP-GS	Min	Avg	FG	FGA	Pct	3FG	3FGA	Pct	FT	FTA	Pct	Off	Def	Tot	Avg	PF	FO	Ast	TO	Blk	Stl	Pts	Avg
2011	16-15	293	18.3	28	49	.571	0	2	.000	7	10	.700	28	27	55	3.4	40	1	6	9	12	9	63	3.9
2012	8-8	223	27.9	28	43	.651	0	0	.000	15	19	.789	24	23	47	5.9	25	1	2	11	22	10	71	8.9
Totals	24-23	516	21.5	56	92	.608	0	2	.000	22	29	.758	52	50	102	4.3	65	2	8	20	34	19	134	5.6



#2 - BRIAN RICHARDSON

SOPHOMORE - GUARD

6'4 - 171 - 1 LETTER

WILSON, N.C. - GREENFIELD SCHOOL

RICHARDSON'S CAREER HIGHS

POINTS

17, vs. SC State (Jan. 4, 2011)

FIELD GOALS

6, vs. SC State (Jan. 4, 2011)

FIELD GOAL ATTEMPTS

12, vs. Providence (Dec. 1, 2011)

3-POINT FIELD GOALS

5, vs. SC State (Jan. 4, 2011)

3-POINT FIELD GOAL ATTEMPTS

9, 3 times, last vs. Southern Cal (Nov. 26, 2011)

FREE THROWS

7, vs. Delaware State (12/1/10)

FREE THROW ATTEMPTS

8, vs. Delaware State (12/1/10)

REBOUNDS

5, vs. USC Upstate (Nov. 23, 2010)

ASSISTS

3, twice, last vs. Delaware State (12/1/10)

BLOCKS

1, 7 times, last vs. West. Carolina (Nov. 11, 2011)

STEALS

2, five times, last vs. Presbyterian (Dec. 13, 2011)

MINUTES PLAYED

33, at Furman (Dec. 22, 2010)

RICHARDSON'S SEASON HIGHS

POINTS

12, vs. Southern Cal (Nov. 26, 2011)

FIELD GOALS

4, vs. Southern Cal (Nov. 26, 2011)

FIELD GOAL ATTEMPTS

12, vs. Providence (Dec. 1, 2011)

3-POINT FIELD GOALS

4, vs. Southern Cal (Nov. 26, 2011)

3-POINT FIELD GOAL ATTEMPTS

9, vs. Southern Cal (Nov. 26, 2011)

FREE THROWS

2, at Auburn (Jan. 21, 2012)

FREE THROW ATTEMPTS

2, twice, last at Auburn (Jan. 21, 2012)

REBOUNDS

4, vs. Providence (Dec. 1, 2011)

ASSISTS

2, twice, last vs. North Carolina (Nov. 25, 2011)

BLOCKS

1, vs. Western Carolina (Nov. 11, 2011)

STEALS

2, vs. Presbyterian (Dec. 13, 2011)

MINUTES PLAYED

27, vs. Southern Cal (Nov. 26, 2011)

2011-12

Opponent	Date	GS	Min	FG-FA	Pct	3FG-FA	Pct	FT-FTA	Pct	Off	Def	Tot	Avg	PF	FO	A	TO	Blk	Stl	Pts	Avg
Western Carolina	Nov. 11	19	2-4	.500	1-3	.333	0-0	.000	1	0	1	1.0	1	0	1	1	5	5.0			
at Elon	Nov. 15	21	2-9	.308	0-6	.111	0-0	.000	0	0	0	0.5	0	0	0	0	1	4	4.5		
Tenn State	Nov. 20	16	0-8	.190	0-5	.071	0-0	.000	1	0	1	0.7	3	0	2	0	0	0	3.0		
Miss Valley State	Nov. 22	11	1-5	.192	0-3	.059	0-0	.000	0	2	2	1.0	1	0	1	1	0	0	2	2.8	
UNC	Nov. 25	19	2-6	.219	0-4	.048	0-0	.000	0	3	3	1.4	4	0	2	3	0	0	4	3.0	
So. California	Nov. 26	27	4-9	.268	4-7	.179	0-0	.000	0	2	2	1.5	2	0	1	2	0	12	4.5		
Providence	Dec. 1	17	2-12	.245	0-6	.147	1-1	1.000	2	2	4	1.9	3	0	0	0	0	5	4.6		
at Clemson	Dec. 4	20	3-4	.281	2-3	.189	1-2	.667	1	2	3	2.0	0	0	0	0	0	9	5.1		
Presbyterian	Dec. 13	14	1-4	.279	0-1	.184	0-0	.667	1	2	3	2.1	1	0	0	2	0	2	2	4.8	
Ohio State	Dec. 17	3	0-1	.274	0-0	.184	0-0	.667	0	0	0	1.9	0	0	1	1	0	0	4.3		
SE Louisiana	Dec. 21	8	0-1	.270	0-1	.179	0-0	.667	0	0	0	1.7	2	0	1	0	0	0	3.9		
Wofford	Dec. 28	4	0-0	.270	0-0	.179	0-0	.667	0	0	0	1.6	0	0	0	0	0	0	3.6		
USC Upstate	Dec. 31	18	2-2	.292	2-2	.220	0-0	.667	0	1	1	1.5	1	0	0	0	0	6	3.8		
SC State	Jan. 3	11	1-4	.290	0-2	.209	0-0	.667	0	0	0	1.4	0	0	0	2	0	1	2	3.6	
at Kentucky	Jan. 7	5	0-2	.282	0-2	.200	0-0	.667	0	0	0	1.3	1	0	0	0	1	0	3.4		
Vanderbilt	Jan. 10	10	2-3	.297	2-3	.229	0-0	.667	0	0	0	1.3	2	0	0	0	0	6	3.6		
Florida	Jan. 14	* 21	3-8	.305	1-4	.231	0-0	.667	1	0	1	1.2	2	0	0	1	0	7	3.8		
at Auburn	Jan. 21	* 17	0-1	.301	0-1	.226	2-2	.800	0	1	1	1.2	1	0	0	1	0	0	2	3.7	
Alabama	Jan. 25	-	-	-	-	-	-	DNP	-	-	-	-	-	-	-	-	-	-	-	-	
at Ole Miss	Jan. 28	-	-	-	-	-	-	DNP	-	-	-	-	-	-	-	-	-	-	-	-	
at Florida	Feb. 2	12	2-6	.303	1-3	.232	0-0	.800	1	1	2	1.3	2	0	0	1	0	0	5	3.7	
Kentucky	Feb. 4	3	0-1	.300	0-0	.232	0-0	.800	0	0	0	1.2	0	0	1	0	0	0	3.6		
at Tennessee	Feb. 8																				
at Arkansas	Feb. 11																				
Georgia	Feb. 15																				
LSU	Feb. 18																				
at Vanderbilt	Feb. 22																				
Tennessee	Feb. 25																				
Mississippi State	Feb. 29																				
at Georgia	March 3																				

SEASON NOTES

Was solid in season opener win over Western Carolina (Nov. 11), posting five points, dishing one assist, one block and one steal ... Struggled from the floor vs. Elon (Nov. 15), hitting 2-of-9 attempts overall ... Dished two assists vs. Tennessee State (Nov. 20) ... Grabbed two rebounds and scored two points in 11 minutes against Mississippi Valley State (Nov. 22) ... Tallied four points and dished two assists vs. #1 North Carolina (Nov. 25) ... Breakout game with 12 points on 4-of-7 shooting vs. Southern Cal (Nov. 26) ... Tallied five points and collected four rebounds vs. Providence (Dec. 1) ... Solid in win at Clemson (Dec. 4), providing nine points and three rebounds ... Matched career high with two steals vs. Presbyterian (Dec. 13) ... One assist vs. No. 2 Ohio State (Dec. 17) ... Saw action vs. SE Louisiana (Dec. 21) ... Played vs. Wofford (Dec. 28) ... A perfect 2-of-2 from 3-point range in win over USC Upstate (Dec. 31) ... Contributed two points and one steal vs. SC State (Jan. 3) ... Saw action at No. 2 Kentucky (Jan. 7) ... Hit two of three attempts from 3-point range in loss to Vanderbilt (Jan. 10) ... Earned first start of the season vs. No. 19 Florida (Jan. 14), posting seven points ... Tallied two points and one rebound at Auburn (Jan. 21) ... Saw action at No. 12 Florida (Feb. 2), scored five points ... Saw action vs. No. 1 Kentucky (Feb. 4) ...

CAREER VS. TENNESSEE (2 GAMES)

MIN	PTS	RBS	AST	BLK	STL	FG%	3FG%	FT%
12.5	3.0	1.5	0.5	0.0	0.5	40.0	50.0	0.0

CAREER STATISTICS

Season	GP-GS	Min	Avg	FG	FGA	Pct	3FG	3FGA	Pct	FT	FTA	Pct	Off	Def	Tot	Avg	PF	FO	Ast	TO	Blk	Stl	Pts	Avg
2010-11	30-24	582	19.4	53	158	.335	41	122	.336	30	44	.682	5	43	48	1.6	57	1	16	29	6	20	177	5.9
2011-12	20-2	278	13.9	27	90	.300	13	56	.232	4	5	.800	8	16	24	1.2	26	0	10	14	1	6	71	3.6
Totals	50-26	860	17.2	80	248	.322	54	178	.303	34	49	.694	13	59	72	1.4	83	1	26	43	7	26	248	5.0

CAREER SEC STATISTICS

Season	GP-GS	Min	Avg	FG	FGA	Pct	3FG	3FGA	Pct	FT	FTA	Pct	Off	Def	Tot	Avg	PF	FO	Ast	TO	Blk	Stl	Pts	Avg
2011	16-11	258	16.1	19	68	.276	16	50	.320	10	18	.556	4	18	22	1.4	31	1	3	15	3	11	64	4.0
2012	6-2	68	11.3	7	21	.333	4	13	.308	2	2	1.000	2	2	4	0.7	8	0	1	3	0	1	20	3.3
Totals	22-13	326	14.8	26	89	.292	20	63	.317	12	20	.600	6	20	26	1.2	39	1	4	18	3	12	84	3.8



#33 - RJ SLAWSON

SOPHOMORE - FORWARD

6'8 - 207 - 1 LETTER

CHARLESTON, S.C. - FORT DORCHESTER

SLAWSON'S CAREER HIGHS

POINTS

13, vs. North Carolina (Nov. 25, 2011)

FIELD GOALS

6, vs. North Carolina (Nov. 25, 2011)

FIELD GOAL ATTEMPTS

10, vs. North Carolina (Nov. 25, 2011)

3-POINT FIELD GOALS

2, 4 times, last vs. SC State (Jan. 3, 2012)

3-POINT FIELD GOAL ATTEMPTS

4, vs. SC State (Jan. 3, 2012)

FREE THROWS

4, 3 times, last vs. Providence (Dec. 1, 2011)

FREE THROW ATTEMPTS

6, vs. Tenn. State (Nov. 20, 2011)

REBOUNDS

14, vs. North Carolina (Nov. 25, 2011)

ASSISTS

3, vs. SC State (Jan. 3, 2012)

BLOCKS

4, vs. North Carolina (Nov. 25, 2011)

STEALS

3, vs. SC State (Jan. 3, 2012)

MINUTES PLAYED

31, vs. North Carolina (Nov. 25, 2011)

SLAWSON'S SEASON HIGHS

POINTS

13, vs. North Carolina (Nov. 25, 2011)

FIELD GOALS

6, vs. North Carolina (Nov. 25, 2011)

FIELD GOAL ATTEMPTS

10, vs. North Carolina (Nov. 25, 2011)

3-POINT FIELD GOALS

2, 3 times, last vs. SC State (Jan. 3, 2012)

3-POINT FIELD GOAL ATTEMPTS

4, vs. SC State (Jan. 3, 2012)

FREE THROWS

4, twice, last vs. Providence (Dec. 1, 2011)

FREE THROW ATTEMPTS

6, vs. Tenn. State (Nov. 20, 2011)

REBOUNDS

14, vs. North Carolina (Nov. 25, 2011)

ASSISTS

3, vs. SC State (Jan. 3, 2012)

BLOCKS

4, vs. North Carolina (Nov. 25, 2011)

STEALS

3, vs. SC State (Jan. 3, 2012)

MINUTES PLAYED

31, vs. North Carolina (Nov. 25, 2011)

2011-12

Opponent	Date	GS	Min	FG-FGA	Pct	3FG-FGA	Pct	FT-FTA	Pct	Off	Def	Tot	Avg	PF	FO	A	TO	Blk	Stl	Pts	Avg
Western Carolina	Nov. 11	21	3-4	.750	0-0	.000	1-2	.500	3	0	3	3.0	3	0	1	0	0	1	7	7.0	
at Elon	Nov. 15	11	1-5	.444	0-2	.000	0-0	.500	1	2	3	3.0	2	0	0	0	0	1	2	4.5	
Tenn State	Nov. 20	28	2-7	.438	0-2	.000	4-6	.625	3	3	6	4.0	3	0	0	2	1	1	10	6.3	
Miss Valley State	Nov. 22	16	2-6	.409	0-0	.000	0-2	.500	1	2	3	3.8	4	0	2	0	1	1	4	5.8	
UNC	Nov. 25	31	6-10	.600	1-1	.000	1-2	.500	4	10	14	5.8	4	0	0	4	4	1	13	7.2	
So. California	Nov. 26	29	3-6	.474	2-3	.250	1-1	.538	0	3	3	5.3	1	0	2	1	1	0	9	7.5	
Providence	Dec. 1	22	2-8	.435	0-1	.222	4-4	.647	4	4	8	5.7	4	0	1	2	1	2	8	7.6	
at Clemson	Dec. 4	6	0-0	.435	0-0	.222	0-0	.647	0	1	1	5.1	2	0	0	0	0	0	0	6.6	
Presbyterian	Dec. 13	17	1-3	.429	0-0	.222	0-0	.647	1	3	4	5.0	2	0	0	0	2	0	2	6.1	
Ohio State	Dec. 17	16	1-2	.431	1-2	.273	0-0	.647	0	0	0	4.5	3	0	0	1	0	0	3	5.8	
SE Louisiana	Dec. 21	12	1-4	.418	0-2	.231	0-0	.647	1	0	1	4.2	5	1	0	2	0	0	2	5.5	
Wofford	Dec. 28	16	2-3	.431	2-3	.313	1-2	.632	1	0	1	3.9	2	0	2	0	1	1	7	5.6	
USC Upstate	Dec. 31	25	4-5	.460	1-2	.333	1-2	.619	3	5	8	4.2	3	0	0	1	2	0	10	5.9	
SC State	Jan. 3	24	3-5	.471	2-4	.364	1-2	.609	2	7	9	4.6	1	0	3	0	0	3	9	6.1	
at Kentucky	Jan. 7	19	2-4	.472	1-1	.391	0-0	.609	5	1	6	4.7	4	0	1	1	1	1	5	6.1	
Vanderbilt	Jan. 10	19	0-0	.472	0-0	.391	0-0	.609	0	1	1	4.4	2	0	0	0	0	2	0	5.7	
Florida	Jan. 14	23	2-4	.474	0-1	.375	1-1	.625	1	2	3	4.4	2	0	0	1	0	1	5	5.6	
at Auburn	Jan. 21	14	2-3	.481	1-2	.385	0-0	.625	0	0	0	4.1	0	0	0	2	0	1	5	5.6	
Alabama	Jan. 25	15	2-6	.471	0-3	.345	0-0	.625	6	3	9	4.4	4	0	0	1	0	1	4	5.5	
at Ole Miss	Jan. 28	18	0-2	.460	0-0	.345	0-0	.625	0	3	3	4.3	2	0	1	1	0	0	0	5.3	
at Florida	Feb. 2	13	1-2	.461	0-0	.345	0-0	.625	1	1	2	4.2	1	0	0	1	0	0	2	5.1	
Kentucky	Feb. 4	8	0-1	.456	0-0	.345	1-2	.615	1	0	1	4.0	4	0	0	0	2	0	1	4.9	
at Tennessee	Feb. 8																				
at Arkansas	Feb. 11																				
Georgia	Feb. 15																				
LSU	Feb. 18																				
at Vanderbilt	Feb. 22																				
Tennessee	Feb. 25																				
Mississippi State	Feb. 29																				
at Georgia	March 3																				

SEASON NOTES

Was 3-of-4 from the floor with seven points in season opener vs. Western Carolina (Nov. 11) ... Tallied two points vs. Elon (Nov. 15) ... Posted or matched several career highs with 10 points, including a 4-of-6 effort from the charity stripe, while playing a career high 28 minutes vs. Tennessee State (Nov. 20) ... Tied his career highs with two assists, one block and one steal vs. Mississippi Valley State (Nov. 22) ... Posted a career night vs. #1 North Carolina (Nov. 25), posting career highs with 13 points, 14 rebounds and four blocks ... Named to the Las Vegas Invitational All-Tournament team after finishing tournament play with nine points vs. Southern Cal (Nov. 26) ... Collected a team best eight rebounds vs. Providence (Dec. 1) ... Suffered from right foot strain following Providence contest, however, was available for contest at Clemson (Dec. 4) ... Blocked two shots vs. Presbyterian (Dec. 13) ... Posted three points vs. No. 2 Ohio State (Dec. 17) ... Saw action vs. SE Louisiana (Dec. 21) ... Tallied seven points, hitting two 3s in win vs. Wofford (Dec. 28) ... Tallied 10 points and collected eight rebounds and two blocks in win over USC Upstate (Dec. 31) for best game since UNC contest ... Career game vs. SC State (Jan. 3), nine points, nine rebounds and a career high three assists and three steals ... Solid at No. 2 Kentucky (Jan. 7), posting five points, six rebounds, and one block, assist and steal ... Two steals in loss vs. Vanderbilt (Jan. 10) ... Contributed five points vs. No. 19 Florida (Jan. 14) ... Tallied five points in contest at Auburn (Jan. 21) ... Collected an SEC career high nine rebounds, including six offensive, in 56-54 victory vs. Alabama (Jan. 25) ... Collected three rebounds and one assists at Ole Miss (Jan. 28) ... Saw action at No. 12 Florida (Feb. 2), scoring two points and collecting two rebounds ... Posted two blocks vs. No. 1 Kentucky (Feb. 4) ...

CAREER VS. TENNESSEE (2 GAMES)

MIN	PTS	RBS	AST	BLK	STL	FG%	3FG%	FT%
16.5	2.5	4.5	0.0	0.0	0.0	40.0	50.0	0.0

CAREER STATISTICS

Season	GP-GS	Min	Avg	FG	FGA	Pct	3FG	3FGA	Pct	FT	FTA	Pct	Off	Def	Tot	Avg	PF	FO	Ast	TO	Blk	Stl	Pts	Avg
2010-11	28-0	252	9.0	24	58	.414	6	19	.316	9	11	.818	22	37	59	2.1	40	1	4	14	5	7	63	2.3
2011-12	22-0	403	18.3	41	90	.456	10	29	.345	16	26	.615	38	51	89	4.0	58	1	13	20	16	17	108	4.9
Totals	50-0	655	13.1	65	148	.439	16	48	.333	25	37	.675	60	88	148	3.0	94	2	17	34	21	24	170	3.4

CAREER SEC STATISTICS

Season	GP-GS	Min	Avg	FG	FGA	Pct	3FG	3FGA	Pct	FT	FTA	Pct	Off	Def	Tot	Avg	PF	FO	Ast	TO	Blk	Stl	Pts	Avg
2011	15-0	153	10.2	11	32	.344	4	11	.364	4	4	1.000	11	20	31	2.1	27	1	0	4	2	4	30	2.0
2012	8-0	129	16.1	9	22	.409	2	7	.286	2	3	.667	14	11	25	3.1	19	0	2	7	3	6	22	2.8
Totals	23-0	282	12.3	20	54	.370	6	18	.333	6	7	.857	25	31	56	2.4	46	1	2	11	5	10	52	2.3



#5 - ERIC SMITH

SOPHOMORE - GUARD

5'11 - 210 - 1 LETTER

MULLINS, S.C. - CHRIST SCHOOL

SMITH'S CAREER HIGHS

POINTS

18, vs. Tenn. State (Nov. 20, 2011)

FIELD GOALS

6, twice, last vs. Providence (Dec. 1, 2011)

FIELD GOAL ATTEMPTS

13, vs. Providence (Dec. 1, 2011)

3-POINT FIELD GOALS

5, vs. Tenn. State (Nov. 20, 2011)

3-POINT FIELD GOAL ATTEMPTS

8, vs. Providence (Dec. 1, 2011)

FREE THROWS

3, vs. Kentucky (Jan. 22, 2011)

FREE THROW ATTEMPTS

4, vs. Radford (Nov. 19, 2010)

REBOUNDS

3, 7 times, last at Kentucky (Jan. 7, 2012)

ASSISTS

7, vs. Ole Miss (Feb. 22, 2011)

BLOCKS

-

STEALS

2, 4 times, last vs. SE Louisiana (Dec. 21, 2011)

MINUTES PLAYED

31, vs. Miss. Valley State (Nov. 2, 2011)

SMITH'S SEASON HIGHS

POINTS

18, vs. Tenn. State (Nov. 20, 2011)

FIELD GOALS

6, twice, last vs. Providence (Dec. 1, 2011)

FIELD GOAL ATTEMPTS

13, vs. Providence (Dec. 1, 2011)

3-POINT FIELD GOALS

5, vs. Tenn. State (Nov. 20, 2011)

3-POINT FIELD GOAL ATTEMPTS

8, vs. Providence (Dec. 1, 2011)

FREE THROWS

1, 3 times, last vs. USC Upstate (Dec. 31, 2011)

FREE THROW ATTEMPTS

2, twice, last vs. Providence (Dec. 1, 2011)

REBOUNDS

3, 4 times, last at Kentucky (Jan. 7, 2012)

ASSISTS

4, vs. Western Carolina (Nov. 11, 2011)

BLOCKS

-

STEALS

2, 3 times, last vs. SE Louisiana (Dec. 21, 2011)

MINUTES PLAYED

31, vs. Miss. Valley State (Nov. 2, 2011)

2011-12

Opponent	Date	GS	Min	FG-FGA	Pct	3FG-FGA	Pct	FT-FTA	Pct	Off	Def	Tot	Avg	PF	FO	A	TO	Blk	Stl	Pts	Avg
Western Carolina	Nov. 11		19	4-6	.667	1-2	.500	0-2	.000	0	0	0	0.0	0	0	4	1	0	0	9	9.0
at Elon	Nov. 15		14	3-5	.636	0-2	.250	0-1	.000	0	1	1	0.5	2	0	2	1	0	1	6	7.5
Tenn State	Nov. 20		18	6-10	.619	5-7	.545	1-1	.250	0	2	2	1.0	2	0	1	4	0	0	18	11.0
Miss Valley State	Nov. 22	*	31	3-6	.593	2-3	.572	0-1	.200	1	2	3	1.5	2	0	2	4	0	2	8	10.3
UNC	Nov. 25	*	27	2-6	.545	2-5	.526	0-0	.200	0	0	0	1.2	1	0	3	3	0	0	6	9.4
So. California	Nov. 26	*	20	1-1	.559	1-1	.550	0-0	.200	0	0	0	1.0	4	0	1	3	0	1	3	8.3
Providence	Dec. 1	*	28	6-13	.532	3-8	.500	1-2	.286	1	2	3	1.3	2	0	1	0	0	2	16	9.4
at Clemson	Dec. 4	*	22	2-3	.540	0-1	.483	0-0	.286	0	2	2	1.4	2	0	3	1	0	0	4	8.8
Presbyterian	Dec. 13	*	19	0-4	.500	0-1	.467	0-0	.286	0	3	3	1.6	1	0	2	0	0	0	0	7.8
Ohio State	Dec. 17	*	23	2-5	.492	1-2	.469	0-0	.286	1	0	1	1.5	0	0	1	2	0	0	5	7.5
SE Louisiana	Dec. 21	*	19	2-4	.492	1-2	.471	2-4	.364	0	0	0	1.4	0	0	1	0	0	2	7	7.5
Wofford	Dec. 28	*	17	0-3	.470	0-2	.444	0-0	.364	0	0	0	1.3	0	0	1	2	0	0	0	6.8
USC Upstate	Dec. 31	*	19	2-4	.471	0-1	.432	1-1	.417	0	0	0	1.2	5	1	1	4	0	0	5	6.7
SC State	Jan. 3	*	16	3-5	.480	2-3	.450	0-0	.417	0	2	2	1.2	1	0	2	2	0	0	8	6.8
at Kentucky	Jan. 7	*	12	1-4	.468	1-2	.452	0-0	.417	0	3	3	1.3	0	0	1	1	0	0	3	6.5
Vanderbilt	Jan. 10	*	16	0-4	.446	0-2	.432	0-0	.417	0	0	0	1.3	0	0	1	1	0	0	0	6.1
Florida	Jan. 14		2	0-0	.446	0-0	.432	0-0	.417	0	0	0	1.2	0	0	1	1	0	0	0	5.8
at Auburn	Jan. 21		1	0-0	.446	0-0	.432	0-0	.417	0	0	0	1.1	0	0	0	0	0	0	0	5.6
Alabama	Jan. 25	-	-	-	-	-	-	-	DNP	-	-	-	-	-	-	-	-	-	-	-	-
at Ole Miss	Jan. 28	-	-	-	-	-	-	-	DNP	-	-	-	-	-	-	-	-	-	-	-	-
at Florida	Feb. 2	-	-	-	-	-	-	-	DNP	-	-	-	-	-	-	-	-	-	-	-	-
Kentucky	Feb. 4		12	1-3	.442	0-0	.432	0-0	.417	0	1	1	1.1	0	0	2	0	0	0	2	5.3
at Tennessee	Feb. 8																				
at Arkansas	Feb. 11																				
Georgia	Feb. 15																				
LSU	Feb. 18																				
at Vanderbilt	Feb. 22																				
Tennessee	Feb. 25																				
Mississippi State	Feb. 29																				
at Georgia	March 3																				

SEASON NOTES

Dished four assists with just one turnover, while adding a career high nine points in season opener vs. Western Carolina (Nov. 11) ... Dished two assists and added six points at Elon (Nov. 15) ... Doubled career high with 18 points on 6-of-10 shooting, including a 5-of-7 mark from 3-point range vs. Tennessee State (Nov. 20) ... Earned first career start against Mississippi Valley State (Nov. 22), posting eight points while getting career highs with three rebounds, two steals and 31 minutes played ... Collected three assists vs. #1 North Carolina (Nov. 25) ... Was solid in contest vs. Providence (Dec. 1), scoring 16 points, hitting 6-of-13 attempts from the field ... Hit crucial show with 25.9 seconds remaining in Clemson contest (Dec. 4), which pushed the Carolina lead to three points ... Dished three assists vs. the Tigers ... Tallied two assists vs. Presbyterian (Dec. 13) ... Posted five points and one assist vs. No. 2 Ohio State (Dec. 17) ... Matched career high with two steals vs. SE Louisiana (Dec. 21) ... One assist vs. Wofford (Dec. 28) ... Five points and one assist vs. USC Upstate (Dec. 31) ... Tallied eight points and two assists vs. SC State (Jan. 3) ... Matched career high with three rebounds at No. 2 Kentucky (Jan. 7) ... Posted one assist vs. No. 19 Florida (Jan. 14) ... Posted two assists vs. No. 1 Kentucky (Feb. 4) ...

CAREER VS. TENNESSEE (2 GAMES)


MIN	PTS	RBS	AST	BLK	STL	FG%	3FG%	FT%
10.5	0.5	1.5	0.5	0.0	0.5	0.0	0.0	50.0

CAREER STATISTICS

Season	GP-GS	Min	Avg	FG	FGA	Pct	3FG	3FGA	Pct	FT	FTA	Pct	Off	Def	Tot	Avg	PF	FO	Ast	TO	Blk	Stl	Pts	Avg
2010-11	28-0	371	13.3	20	66	.303	8	35	.229	20	32	.625	6	16	22	0.8	29	0	42	25	0	6	68	2.4
2011-12	19-13	335	17.6	38	86	.442	19	44	.432	5	12	.417	3	18	21	1.1	22	1	30	30	0	8	100	5.3
Totals	47-13	706	15.0	58	152	.381	27	79	.341	25	44	.568	9	34	43	0.9	51	1	72	55	0	14	168	3.6

CAREER SEC STATISTICS

Season	GP-GS	Min	Avg	FG	FGA	Pct	3FG	3FGA	Pct	FT	FTA	Pct	Off	Def	Tot	Avg	PF	FO	Ast	TO	Blk	Stl	Pts	Avg
2011	16-0	260	16.3	15	49	.306	6	24	.250	13	17	.765	6	7	13	0.8	18	0	23	15	0	4	49	3.1
2012	5-2	43	8.6	2	11	.182	1	4	.250	0	0	.000	0	4	4	0.8	0	0	5	3	0	0	5	1.0
Totals	21-2	303	14.4	17	60	.283	7	28	.250	13	17	.765	6	11	17	0.8	18	0	28	18	0	4	54	2.6



#45 - CARLTON GEATHERS

R-FRESHMAN - FORWARD

6'10 - 250 - HS

GEORGETOWN, S.C. - CARVERS BAY

GEATHERS' SEASON HIGHS

POINTS

4, 3 times, last vs. SC State (Jan. 3, 2012)

FIELD GOALS

2, twice, last vs. SC State (Jan. 3, 2012)

FIELD GOAL ATTEMPTS

4, vs. Western Carolina (Nov. 11, 2011)

3-POINT FIELD GOALS

-

3-POINT FIELD GOAL ATTEMPTS

-

FREE THROWS

2, twice last vs. Kentucky (Feb. 4, 2012)

FREE THROW ATTEMPTS

2, 4, last vs. Kentucky (Feb. 4, 2012)

REBOUNDS

6, vs. Western Carolina (Nov. 11, 2011)

ASSISTS

1, vs. SC State (Jan. 3, 2012)

BLOCKS

3, twice, last vs. Providence (Dec. 1, 2011)

STEALS

2, vs. Vanderbilt (Jan. 10, 2012)

MINUTES PLAYED

16, vs. Western Carolina (Nov. 11, 2011)

SEASON NOTES

In first career contest, collected six rebounds and tallied four points in season opener vs. Western Carolina (Nov. 11) ... Saw action vs. Elon (Nov. 15), collecting one rebound ... Earned a block vs. Tennessee State (Nov. 20) ... Swatted a game-high and career high three blocks against Mississippi Valley State (Nov. 22) ... Blocked three shots vs. Providence (Dec. 1), matching a season high ... Tallied one block vs. No. 2 Ohio State (Dec. 17) ... Matched season high with four points vs. SE Louisiana (Dec. 21) ... Contributed two points in win over Wofford (Dec. 28) ... Posted two points vs. USC Upstate (Dec. 31) ... Tallied four points, two rebounds and dished his first career assist in win over SC State (Jan. 3) ... Saw action at No. 2 Kentucky (Jan. 7) ... Collected first two steals of his career vs. Vanderbilt (Jan. 10) ... Tallied the lone South Carolina block in the contest vs. No. 19 Florida ... Saw action in contest at Auburn (Jan. 21) ... Blocked one shots, and collected one steal in victory vs. Alabama (Jan. 25)... Posted two points, two rebounds, a block and one steal at Ole Miss (Jan. 28); played an SEC season high 13 minutes ... Posted two points and collected three rebounds vs. No. 1 Kentucky (Feb. 4) ...

CAREER VS. TENNESSEE

MIN	PTS	RBS	AST	BLK	STL	FG%	3FG%	FT%
N/A								

2011-12

Opponent	Date	GS	Min	FG-FGA	Pct	3FG-FGA	Pct	FT-FTA	Pct	Off	Def	Tot	Avg	PF	FO	A	TO	Blk	Stl	Pts	Avg
Western Carolina	Nov. 11	16	2-4	.500	0-0	.000	0-0	.000	1	5	6	6.0	0	0	0	0	1	0	4	4.0	
at Elon	Nov. 15	8	0-0	.500	0-0	.000	0-0	.000	0	1	1	3.5	2	0	0	0	0	0	0	2.0	
Tenn State	Nov. 20	13	0-1	.400	0-0	.000	0-0	.000	1	1	2	3.0	1	0	0	0	1	0	0	1.3	
Miss Valley State	Nov. 22	11	0-0	.000	0-0	.000	0-0	.000	0	3	3	3.0	1	0	0	0	3	0	0	1.0	
UNC	Nov. 25	3	0-1	.333	0-0	.000	0-0	.000	0	2	2	2.8	2	0	0	0	0	0	0	0.8	
So. California	Nov. 26	3	0-0	.333	0-0	.000	0-0	.000	0	0	0	2.3	1	0	0	0	0	0	0	0.7	
Providence	Dec. 1	8	0-0	.333	0-0	.000	0-0	.000	0	3	3	2.4	1	0	0	1	3	0	0	0.6	
at Clemson	Dec. 4	3	0-1	.286	0-0	.000	0-0	.000	0	0	0	2.1	0	0	0	0	0	0	0	0.5	
Presbyterian	Dec. 13	4	0-0	.286	0-0	.000	0-0	.000	0	1	1	2.0	1	0	0	0	0	0	0	0.4	
Ohio State	Dec. 17	8	0-0	.286	0-0	.000	1-2	.500	1	2	3	2.1	0	0	0	0	1	0	1	0.5	
SE Louisiana	Dec. 21	11	1-3	.300	0-0	.000	2-2	.750	4	0	4	2.3	2	0	0	1	0	0	4	0.8	
Wofford	Dec. 28	5	1-1	.364	0-0	.000	0-0	.750	0	0	0	2.1	0	0	0	0	0	0	2	0.9	
USC Upstate	Dec. 31	3	1-1	.417	0-0	.000	0-0	.750	1	1	2	2.1	0	0	0	0	0	0	2	1.0	
SC State	Jan. 3	12	2-3	.467	0-0	.000	0-0	.750	1	1	2	2.1	4	0	1	1	1	0	4	1.2	
at Kentucky	Jan. 7	5	0-0	.467	0-0	.000	0-0	.750	0	0	0	1.9	0	0	0	0	1	0	0	1.1	
Vanderbilt	Jan. 10	3	0-0	.467	0-0	.000	0-0	.750	0	0	0	1.8	0	0	0	0	0	2	0	1.1	
Florida	Jan. 14	11	0-1	.438	0-0	.000	0-0	.750	0	0	0	1.7	1	0	0	0	1	0	0	1.0	
at Auburn	Jan. 21	3	0-0	.438	0-0	.000	1-2	.667	0	1	1	1.7	0	0	0	0	0	0	1	1.0	
Alabama	Jan. 25	3	0-0	.438	0-0	.000	0-0	.667	0	1	1	1.6	0	0	0	0	1	1	0	0.9	
at Ole Miss	Jan. 28	13	1-1	.471	0-0	.000	0-0	.667	1	1	2	1.7	1	0	0	0	1	1	2	1.0	
at Florida	Feb. 2	3	0-0	.471	0-0	.000	0-0	.667	0	0	0	1.6	0	0	0	0	0	0	0	1.0	
Kentucky	Feb. 4																				
at Tennessee	Feb. 8																				
at Arkansas	Feb. 11																				
Georgia	Feb. 15																				
LSU	Feb. 18																				
at Vanderbilt	Feb. 22																				
Tennessee	Feb. 25																				
Mississippi State	Feb. 29																				
at Georgia	March 3																				

CAREER STATISTICS

Season	GP-GS	Min	Avg	FG	FGA	Pct	3FG	3FGA	Pct	FT	FTA	Pct	Off	Def	Tot	Avg	PF	FO	Ast	TO	Blk	Stl	Pts	Avg
2011-12	22-0	159	7.2	8	19	.421	0	0	.000	6	8	.750	12	24	34	1.6	18	0	1	4	13	4	22	1.0

CAREER SEC STATISTICS

Season	GP-GS	Min	Avg	FG	FGA	Pct	3FG	3FGA	Pct	FT	FTA	Pct	Off	Def	Tot	Avg	PF	FO	Ast	TO	Blk	Stl	Pts	Avg
2012	8-0	51	6.4	1	4	.250	0	0	.000	3	4	.750	3	4	7	0.9	3	0	0	1	3	4	5	0.6



#13 - ANTHONY GILL

FRESHMAN - FORWARD

6'8 - 235 - HS

CHARLOTTE, N.C. - CHARLOTTE CHRISTIAN

GILL'S SEASON HIGHS

POINTS

14, twice, last vs. SE Louisiana (Dec. 21, 2011)

FIELD GOALS

6, vs. Western Carolina (Nov. 11, 2011)

FIELD GOAL ATTEMPTS

11, at Kentucky (Jan. 7, 2012)

3-POINT FIELD GOALS

2, 3 times, last vs. Kentucky (Feb. 4, 2012)

3-POINT FIELD GOAL ATTEMPTS

4, vs. Kentucky (Jan. 14, 2011)

FREE THROWS

4, twice, last vs. SE Louisiana (Dec. 21, 2011)

FREE THROW ATTEMPTS

6, 3 times, last vs. Kentucky (Feb. 4, 2012)

REBOUNDS

9, twice, last vs. Alabama (Jan. 25, 2012)

ASSISTS

3, 3 times, last vs. Alabama (Jan. 25, 2012)

BLOCKS

2, vs. SC State (Jan. 3, 2012)

STEALS

3, at Kentucky (Jan. 7, 2012)

MINUTES PLAYED

35, last vs. Kentucky (Feb. 4, 2012)

2011-12

Opponent	Date	GS	Min	FG-FA	Pct	3FG-FA	Pct	FT-FTA	Pct	Off	Def	Tot	Avg	PF	FO	A	TO	Blk	Stl	Pts	Avg
Western Carolina	Nov. 11	*	23	6-7	.857	1-1	1.000	1-2	.500	2	2	4	4.0	2	0	1	1	0	0	14	14.0
at Elon	Nov. 15	*	28	4-5	.833	0-0	1.000	1-3	.400	2	7	9	6.5	4	0	0	2	1	0	9	11.5
Tenn State	Nov. 20	*	21	1-3	.733	0-0	1.000	0-0	.400	1	1	2	5.0	2	0	3	0	0	0	2	8.3
Miss Valley State	Nov. 22	*	29	3-6	.667	0-0	1.000	2-3	.500	3	5	8	5.8	3	0	1	2	0	0	8	8.3
UNC	Nov. 25	*	23	3-7	.607	0-0	1.000	4-6	.571	3	3	6	5.8	5	1	2	3	0	1	10	8.6
So. California	Nov. 26	*	18	2-3	.613	0-0	1.000	3-3	.647	2	0	2	5.2	2	0	2	0	0	2	7	8.3
Providence	Dec. 1	*	17	3-6	.595	0-0	1.000	1-1	.667	2	1	3	4.9	0	0	2	1	0	0	7	8.1
at Clemson	Dec. 4	*	24	3-7	.568	2-3	.750	2-4	.636	0	6	6	5.0	4	0	0	0	0	0	10	8.4
Presbyterian	Dec. 13	*	33	3-6	.560	1-1	.800	3-3	.680	4	4	8	5.3	2	0	2	5	0	0	10	8.6
Ohio State	Dec. 17	*	18	4-6	.571	0-0	.800	3-3	.714	2	2	4	5.2	2	0	2	4	1	0	11	8.8
SE Louisiana	Dec. 21	*	27	4-9	.554	2-2	.857	4-6	.706	2	3	5	5.2	0	0	1	1	1	14	9.3	
Wofford	Dec. 28	*	30	1-5	.529	0-1	.750	0-0	.706	1	7	8	5.4	1	0	3	3	0	1	2	8.7
USC Upstate	Dec. 31	*	23	3-7	.519	0-1	.667	2-4	.684	0	1	1	5.1	2	0	1	3	0	0	8	8.6
SC State	Jan. 3	*	20	2-3	.525	0-0	.667	2-2	.700	1	4	5	5.1	4	0	1	2	2	1	6	8.4
at Kentucky	Jan. 7	*	30	4-11	.505	0-1	.600	2-2	.714	3	4	7	5.2	4	0	0	2	0	3	10	8.5
Vanderbilt	Jan. 10	*	28	3-7	.500	0-2	.500	2-2	.727	2	2	4	5.1	0	0	0	1	0	0	8	8.5
Florida	Jan. 14	*	20	2-5	.495	1-4	.438	3-4	.729	1	2	3	5.0	4	1	0	3	0	0	8	8.5
at Auburn	Jan. 21	*	21	4-9	.491	0-1	.412	1-1	.735	1	2	3	4.9	3	0	0	3	0	0	9	8.5
Alabama	Jan. 25	*	33	1-8	.467	0-3	.350	0-0	.735	4	5	9	5.1	1	0	3	0	0	0	2	8.2
at Ole Miss	Jan. 28	*	33	4-5	.480	0-0	.350	2-2	.745	1	1	2	5.0	3	0	2	2	0	2	10	8.3
at Florida	Feb. 2	*	25	5-7	.492	1-2	.364	0-0	.745	3	2	5	5.0	5	1	1	0	0	0	11	8.4
Kentucky	Feb. 4	*	35	3-8	.486	2-2	.417	2-6	.702	1	2	3	4.9	2	0	2	2	0	0	10	8.5
at Tennessee	Feb. 8																				
at Arkansas	Feb. 11																				
Georgia	Feb. 15																				
LSU	Feb. 18																				
at Vanderbilt	Feb. 22																				
Tennessee	Feb. 25																				
Mississippi State	Feb. 29																				
at Georgia	March 3																				

SEASON NOTES

Tallied a game-high 14 points in college debut on 6-of-7 shooting from the floor to lead Gamecocks past Western Carolina (Nov. 11) in season opener ... Led team for second-straight contest with nine points, just one rebound away from double-double with nine as well at Elon (Nov. 15) ... Was in foul trouble early vs. Tennessee State (Nov. 20); collected two assists ... Went 3-of-6 shooting from the floor in an eight-point, eight-rebound effort against Mississippi Valley State (Nov. 22) ... Collected six rebounds and posted five points before fouling out vs. #1 North Carolina (Nov. 25) ... Collected two steals vs. Southern Cal (Nov. 26) ... Added seven points and collected three rebounds vs. Providence (Dec. 1) ... Big part of Gamecock win at Clemson (Dec. 4); hit a huge 3 with 1:19 left in the contest to push the Carolina lead to three points ... Tallied 10 points and collected six rebounds vs. the Tigers ... Played a season high 33 minutes vs. Presbyterian (Dec. 13), collecting a team high eight rebounds ... After early foul trouble forced him to play just two minutes in the first half vs. No. 2 Ohio State (Dec. 17), responded with 11 points and four rebounds in the second half ... Solid performance vs. SE Louisiana (Dec. 21), posting a team high 14 points, while adding one assist, one block and one steal ... Collected team high seven rebounds, and matched season high with three assists in win over Wofford (Dec. 28) ... Tallied eight points vs. USC Upstate (Dec. 31) ... Blocked a season high two shots, while scoring six points and collecting five rebounds in win over SC State (Jan. 3) ... Collected a team high seven rebounds at No. 2 Kentucky (Jan. 7); added 10 points and a season high three steals ... Posted eight points vs. Vanderbilt (Jan. 10) ... Was in foul trouble vs. No. 19 Florida (Jan. 14), but scored eight points and collected three rebounds ... Tallied nine points at Auburn (Jan. 21) ... Stayed out of foul trouble to match season high with 33 minutes played vs. Alabama (Jan. 25); scored two points, but collected nine rebounds ... Posted 10 points, two assists and two steals, hitting season high for second-straight game with 33 minutes played at Ole Miss (Jan. 28) ... Hit double figures with 11 points at No. 12 Florida (Feb. 2) ... Played a season high 35 minutes vs. No. 1 Kentucky (Feb. 4), posting 10 points and three rebounds ...

CAREER VS. TENNESSEE


MIN	PTS	RBS	AST	BLK	STL	FG%	3FG%	FT%
N/A								

CAREER STATISTICS

Season	GP-GS	Min	Avg	FG	FGA	Pct	3FG	3FGA	Pct	FT	FTA	Pct	Off	Def	Tot	Avg	PF	FO	Ast	TO	Blk	Stl	Pts	Avg
2011-12	22-22	559	25.4	68	140	.486	10	24	.417	40	57	.702	41	66	107	4.9	55	2	29	40	5	11	186	8.5

CAREER SEC STATISTICS

Season	GP-GS	Min	Avg	FG	FGA	Pct	3FG	3FGA	Pct	FT	FTA	Pct	Off	Def	Tot	Avg	PF	FO	Ast	TO	Blk	Stl	Pts	Avg
2012	8-8	225	28.1	26	60	.433	4	15	.267	12	17	.706	16	20	36	4.5	22	1	8	13	0	5	68	8.5



#32 - DAMIEN LEONARD

FRESHMAN - GUARD

6'4 - 187 - HS

GREENVILLE, S.C. - J.L. MANN

LEONARD'S SEASON HIGHS

POINTS

19, vs. Kentucky (Feb. 4, 2012)

FIELD GOALS

7, vs. Kentucky (Feb. 4, 2012)

FIELD GOAL ATTEMPTS

17, vs. Elon (Nov. 15, 2011)

3-POINT FIELD GOALS

5, vs. North Carolina (Nov. 25, 2011)

3-POINT FIELD GOAL ATTEMPTS

11, twice, last vs. North Carolina (Nov. 25, 2011)

FREE THROWS

2, 4 times, last at Kentucky (Jan. 7, 2012)

FREE THROW ATTEMPTS

4, vs. Tenn. State (Nov. 20, 2011)

REBOUNDS

3, 3 times, last vs. USC Upstate (Dec. 31, 2011)

ASSISTS

3, last at Ole Miss (Jan. 28, 2012)

BLOCKS

1, vs. Western Carolina (Nov. 11, 2011)

STEALS

2, twice, last vs. Tenn. State (Nov. 20, 2011)

MINUTES PLAYED

36, vs. North Carolina (Nov. 25, 2011)

SEASON NOTES

Struggled from the floor in college debut vs. Western Carolina (Nov. 11), hitting just 2-of-10 attempts, including a 1-of-5 mark from 3-point range ... Struggled from the floor hitting just 2-of-17 attempts, including a 1-of-11 mark from 3-point range at Elon (Nov. 15) ... Collected two steals and two assists vs. Tennessee State (Nov. 20) ... Breakout effort against Mississippi Valley State (Nov. 22), going 5-of-12 from the field and 4-of-9 from 3-point range for a career high 16 points with three rebounds ... Tallied 15 points on 5-of-11 shooting from 3-point range vs. #1 North Carolina (Nov. 25) ... Collected two rebounds vs. Providence (Dec. 1) ... Posted eight points in 10 minutes vs. Presbyterian (Dec. 13) ... Tallied seven points and matched season high with three rebounds vs. No. 2 Ohio State (Dec. 17) ... Posted eight points vs. SE Louisiana (Dec. 21) to lead all scorers off the bench for the Gamecocks ... Posted 14 points in 16 minutes, hitting 4-of-6 attempts from beyond the arc in won over Wofford (Dec. 28) ... Matched season high with three rebounds vs. USC Upstate (Dec. 31) ... Tallied nine points, hitting three 3s, in victory over SC State (Jan. 3) ... Led the team with 15 points at No. 2 Kentucky (Jan. 7), scoring 12 points in the second half ... Saw action vs. Vanderbilt (Jan. 10), collecting one steal ... Saw action vs. No. 19 Florida (Jan. 14) ... Posted six points and collected two rebounds in contest at Auburn (Jan. 21) ... Tallied six points and one assists in SEC win vs. Alabama (Jan. 25) ... Dished a season high three assists at Ole Miss (Jan. 28) ... Posted a season high 19 points, hitting seven shots, in just 28 minutes played vs. No. 1 Kentucky (Feb. 4) ...

CAREER VS. TENNESSEE

MIN	PTS	RBS	AST	BLK	STL	FG%	3FG%	FT%
N/A								

2011-12

Opponent	Date	GS	Min	FG-FGA	Pct	3FG-FGA	Pct	FT-FTA	Pct	Off	Def	Tot	Avg	PF	FO	A	TO	Blk	Stl	Pts	Avg
Western Carolina	Nov. 11	*	22	2-10	.200	1-5	.200	0-0	.000	1	0	1	1.0	1	0	0	1	1	5	5.0	
at Elon	Nov. 15	*	27	2-17	.148	1-11	.125	2-2	1.000	2	0	2	1.5	2	0	2	0	0	2	7	6.0
Tenn State	Nov. 20	*	24	1-5	.156	1-5	.143	2-4	.667	1	0	1	1.3	3	0	2	2	0	2	5	5.7
Miss Valley State	Nov. 22	*	32	5-12	.227	4-9	.233	2-2	.750	0	3	3	1.8	2	0	0	3	0	1	16	8.3
UNC	Nov. 25	*	36	5-12	.268	5-11	.293	0-0	.750	0	1	1	1.5	3	0	0	5	0	0	15	9.6
So. California	Nov. 26	*	23	0-6	.242	0-4	.267	0-0	.750	0	0	0	1.3	2	0	0	1	0	0	8	8.0
Providence	Dec. 1	*	9	0-5	.224	0-5	.240	0-0	.750	0	2	2	1.4	1	0	0	1	0	0	6	6.9
at Clemson	Dec. 4		5	1-3	.229	0-1	.235	0-0	.750	0	0	0	1.3	0	0	0	0	0	2	6.3	
Presbyterian	Dec. 13		10	3-5	.253	2-2	.264	0-0	.750	0	0	0	1.1	2	0	0	2	0	0	10	6.4
Ohio State	Dec. 17		22	2-6	.259	2-6	.271	1-2	.700	1	2	3	1.3	3	0	0	2	0	0	7	6.5
SE Louisiana	Dec. 21		14	3-6	.276	2-5	.281	0-2	.583	0	2	2	1.4	0	0	0	0	0	8	6.6	
Wofford	Dec. 28		16	4-7	.298	4-6	.314	2-2	.643	0	0	0	1.3	0	0	0	2	0	0	14	7.3
USC Upstate	Dec. 31		12	0-0	.298	0-0	.314	1-2	.625	0	3	3	1.4	1	0	0	0	0	1	6	6.8
SC State	Jan. 3		17	3-6	.310	3-6	.329	0-0	.625	0	1	1	1.4	1	0	2	1	0	1	9	6.9
at Kentucky	Jan. 7		24	5-8	.333	3-6	.341	2-2	.667	0	2	2	1.4	3	0	0	3	0	0	15	7.5
Vanderbilt	Jan. 10		13	0-4	.321	0-2	.333	0-0	.667	0	0	0	1.3	0	0	0	1	0	1	0	7.0
Florida	Jan. 14		13	0-1	.319	0-0	.333	0-0	.667	0	1	1	1.3	0	0	0	0	0	0	6	6.6
at Auburn	Jan. 21		15	2-3	.328	2-3	.345	0-0	.667	1	1	2	1.3	0	0	0	1	0	1	6	6.6
Alabama	Jan. 25	*	30	2-11	.315	2-10	.330	0-0	.667	0	2	2	1.4	0	0	1	1	0	1	6	6.5
at Ole Miss	Jan. 28	*	17	1-8	.304	1-7	.317	0-0	.667	1	0	1	1.4	0	0	3	1	0	0	3	6.4
at Florida	Feb. 2	*	8	0-1	.301	0-1	.314	0-0	.667	0	0	0	1.3	3	0	0	2	0	0	6	6.0
Kentucky	Feb. 4	*	28	7-16	.316	4-8	.327	1-3	.619	1	0	1	1.3	1	0	0	1	0	0	19	6.6
at Tennessee	Feb. 8																				
at Arkansas	Feb. 11																				
Georgia	Feb. 15																				
LSU	Feb. 18																				
at Vanderbilt	Feb. 22																				
Tennessee	Feb. 25																				
Mississippi State	Feb. 29																				
at Georgia	March 3																				

CAREER STATISTICS

Season	GP-GS	Min	Avg	FG	FGA	Pct	3FG	3FGA	Pct	FT	FTA	Pct	Off	Def	Tot	Avg	PF	FO	Ast	TO	Blk	Stl	Pts	Avg
2011-12	22-11	417	19.0	48	152	.316	37	113	.327	13	21	.619	8	20	28	1.6	29	0	10	30	1	10	146	6.6

CAREER SEC STATISTICS

Season	GP-GS	Min	Avg	FG	FGA	Pct	3FG	3FGA	Pct	FT	FTA	Pct	Off	Def	Tot	Avg	PF	FO	Ast	TO	Blk	Stl	Pts	Avg
2012	8-4	148	18.5	17	52	.327	12	37	.324	3	5	.600	3	6	9	1.1	8	0	4	10	0	3	49	6.1



#1 - BRENTON WILLIAMS

SOPHOMORE - GUARD

5'11 - 172 - JC

KISSIMMEE, FLA. - OSCEOLA/

SANTA FE COLLEGE

WILLIAMS' SEASON HIGHS

POINTS

15, last at Ole Miss (Jan. 28, 2012)

FIELD GOALS

5, twice, last at Ole Miss (Jan. 28, 2012)

FIELD GOAL ATTEMPTS

9, twice, last at Florida (Feb. 2, 2012)

3-POINT FIELD GOALS

3, twice, last at Ole Miss (Jan. 28, 2012)

3-POINT FIELD GOAL ATTEMPTS

7, vs. Florida (Jan. 14, 2012)

FREE THROWS

8, vs. USC Upstate (Dec. 31, 2011)

FREE THROW ATTEMPTS

8, vs. USC Upstate (Dec. 31, 2011)

REBOUNDS

4, at Florida (Feb. 2, 2012)

ASSISTS

2, vs. SC State (Jan. 3, 2012)

BLOCKS

1, at Florida (Feb. 2, 2012)

STEALS

5, vs. Western Carolina (Nov. 11, 2011)

MINUTES PLAYED

27, last at Ole Miss (Jan. 28, 2012)

SEASON NOTES

Impressed on both ends of the court in season debut vs. Western Carolina (Nov. 11), posting 13 points on 5-of-8 shooting, while swiping a game high five steals ... Tallied three points at Elon (Nov. 15) ... Suffered knee injury early in first half vs. Tennessee State (Nov. 20) ... Returned to game action vs. Presbyterian (Dec. 13), after missing previous five games due to a left knee sprain suffered against Tennessee State on Nov. 20 ... Continues to return from left knee injury; posted two points vs. SE Louisiana (Dec. 21) ... Played a season high 20 minutes, posting 11 points, including 8-of-8 from the free throw line, in win over USC Upstate (Dec. 31) ... Posted a season high two assists vs. SC State (Jan. 3) ... Had to join the team in Lexington, Ky., prior to the game at No. 2 Kentucky after attending funeral for his grandmother in Florida ... Saw action vs. Vanderbilt (Jan. 10) ... Tallied nine points, all from 3-point range, vs. No. 19 Florida (Jan. 14) ... Hit two 3s in contest at Auburn (Jan. 21) ... Saw action vs. Alabama (Jan. 25) ... Posted a season high 15 points, in a season high 27 minutes, while also collecting three steals at Ole Miss (Jan. 28) ... Tallied eight points off the bench, adding one assist and one blocked shot at No. 12 Florida (Feb. 2) ... Posted three points vs. No. 1 Kentucky (Feb. 4) ...

CAREER VS. TENNESSEE

MIN	PTS	RBS	AST	BLK	STL	FG%	3FG%	FT%
N/A								

CAREER STATISTICS

Season	GP-GS	Min	Avg	FG	FGA	Pct	3FG	3FGA	Pct	FT	FTA	Pct	Off	Def	Tot	Avg	PF	FO	Ast	TO	Blk	Stl	Pts	Avg
2011-12	14-0	183	13.1	22	64	.344	13	39	.333	17	20	.850	2	8	10	0.7	11	0	6	14	2	11	74	5.3

CAREER SEC STATISTICS

Season	GP-GS	Min	Avg	FG	FGA	Pct	3FG	3FGA	Pct	FT	FTA	Pct	Off	Def	Tot	Avg	PF	FO	Ast	TO	Blk	Stl	Pts	Avg
2012	7-0	103	14.7	13	37	.351	10	26	.385	5	6	.833	2	5	7	1.0	8	0	2	7	2	4	41	5.9

THE LAST TIME IN SOUTH CAROLINA BASKETBALL...

THE LAST TIME AN INDIVIDUAL PLAYER...

Scored 20 or more points:	South Carolina: Bruce Ellington (20) vs. Vanderbilt, Jan. 10, 2012 in Columbia, S.C. Opponent: Anthony Davis (22), Kentucky, Feb. 4, 2012, in Columbia, S.C.
Scored 30 or more points:	South Carolina: Bruce Ellington, 31, at Furman, Dec. 22, 2010 in Greenville, S.C. Opponent: Deshaun Thomas, 30, Ohio State, Dec. 17, 2011 in Columbia, S.C.
Scored 35 or more points:	South Carolina: Devan Downey, 36 at Florida, Jan. 23, 2010 in Gainesville, Fla. Opponent: Joe Crawford (Kentucky), 35, March 5, 2008 in Columbia
Scored 40 or more points:	South Carolina: N/A thru 1992-93 season Opponent: Austin Carr (Notre Dame), 43, Dec. 30, 1969 in New Orleans, La.
Collected 20 or more rebounds:	South Carolina: Emmett Hall, 23 vs. College of Charleston, Dec. 22, 1993 in Columbia Opponent: Ekpe Udoh (Baylor), 20, Jan. 2, 2010 in Columbia
Collected 15 or more rebounds:	South Carolina: Sam Muldrow, 16 at Tennessee, Feb. 6, 2010 in Knoxville, Tenn. Opponent: Jared Sullinger (Ohio State), 19, Dec. 18, 2010 in Columbus, Ohio
Made 12 or more field goals:	South Carolina: Devan Downey, 12 vs. Georgia, Jan. 30, 2010 in Columbia Opponent: Deshaun Thomas, 13, Ohio State, Dec. 17, 2011 in Columbia, S.C.
Made 10 or more field goals:	South Carolina: Bruce Ellington, 11 vs. Furman, Dec. 22, 2010 in Greenville, S.C. Opponent: Deshaun Thomas, 13, Ohio State, Dec. 17, 2011 in Columbia, S.C.
Attempted 20 or more field goals:	South Carolina: Bruce Ellington (20) at Mississippi State, March 5, 2011 in Starkville, Miss. Opponent: Zach Graham (20), Ole Miss, Feb. 22, 2011 in Columbia
Attempted 25 or more field goals:	South Carolina: Devan Downey, 25, at Kentucky, Feb. 25, 2010 in Lexington, Ky. Opponent: Kemmy Burgess (Alaska-Anchorage), 26, Nov. 24, 2005 in Anchorage, AK
Dished 10 or more assists:	South Carolina: Devan Downey, 11, vs. LSU, March 13, 2008 in Atlanta, Ga. Opponent: 14, Kendall Marshall, North Carolina, Nov. 25, 2011, in Las Vegas, Nevada
Swiped 5 or more steals:	South Carolina: Brenton Williams, 5, vs. Western Carolina, Nov. 11, 2011 in Columbia Opponent: 6, Kendall Marshall, North Carolina, Nov. 25, 2011 in Las Vegas, Nevada
Blocked 5 or more shots:	South Carolina: Damontre Harris, 6, at Florida, Feb. 2, 2012 in Gainesville, Fla. Opponent: Anthony Davis (Kentucky), 8, Feb. 4, 2012, in Columbia, S.C.
Made 5 or more 3-point field goals:	South Carolina: Bruce Ellington (5) vs. Wofford, Dec. 28, 2011 in Columbia, S.C. Opponent: Maurice Jones (7) Southern Cal, Nov. 26, 2011 in Las Vegas, Nevada
Attempted 8 or more 3-point field goals:	South Carolina: Damien Leonard (8), vs. Kentucky, Feb. 4, 2012, in Columbia, S.C. Opponent: Kenny Boynton (8), Florida, Feb. 2, 2012 in Gainesville, Fla.
Made 10 or more free throws:	South Carolina: Malik Cooke, 10, vs. Miss Valley State, Nov. 22, 2011 in Columbia, S.C. Opponent: Gerard Coleman (10), Providence, Dec. 1, 2011 in Columbia, S.C.
Attempted 15 or more free throws:	South Carolina: Mike Boynton (19) vs. Arkansas, March 11, 2004 in Atlanta, Ga. Opponent: Amu Saaka (Furman), 14, Dec. 22, 2010 in Greenville, S.C.
Played all 40 minutes of regulation:	South Carolina: Devan Downey, 40, vs. Tennessee, March 14, 2008 in Atlanta, Ga. Opponent: Brad Loesing & Kevin Giltner, Wofford, Dec. 28, 2011 in Columbia, S.C.
A player hit a last-second shot to win a game:	South Carolina: Bruce Ellington vs. Alabama (Jan. 25, 2012) in Columbia, S.C. Opponent: Chandler Parsons (Florida), Jan. 23, 2010 in Gainesville, Fla.
A player had a double-double:	South Carolina: Damontre Harris (11 points, 10 rebounds) vs. Vanderbilt, Jan. 10, 2012 in Columbia, S.C. Opponent: Bradley Beal (17 points, 11 rebounds), Florida, Feb. 2, 2012 in Gainesville, Fla.
Two or more players had a double-double:	South Carolina: Dominique Archie (12 points, 10 rebounds) & Mike Holmes (14 points, 13 rebounds) vs. Winthrop, Nov. 16, 2008 in Columbia Opponent: Renardo Sidney (13 points, 12 rebounds), Kodi Augustus (15 points, 10 rebounds), Mississippi State, March 5, 2011 in Starkville, Miss.
A player had a triple-double:	South Carolina: Sam Muldrow (16 points, 14 rebounds, 10 blocks) vs. Vanderbilt, Jan. 8, 2011 in Columbia *** Only second triple-double in South Carolina history (Chuck Eidson (25 points, 10 rebounds, 10 assists, vs. SC State, Nov. 29, 2002 in Columbia) Opponent: Daniel Hackett (Southern California - 22 points, 10 rebounds, 10 assists), Nov. 17, 2007 in Columbia
Scored 30 or more points in back-to-back games:	South Carolina: Devan Downey, 30 vs. Kentucky (Jan. 26, 2010) in Columbia 33 vs. Georgia (Jan. 30, 2010) in Columbia
Scored 25 or more points in back-to-back games:	South Carolina: Devan Downey, 33 vs. Georgia (Jan. 30, 2010) in Columbia 26 at Tennessee (Feb. 6, 2010) in Knoxville, Tenn.

THE LAST TIME A TEAM...

Scored 100 or more points:	South Carolina: 103 vs. The Citadel (Nov. 12, 2007) in Columbia Opponent: 107, Vanderbilt (Feb. 17, 1996) in Nashville, Tenn.
Scored 50 points or less:	South Carolina: 48 at Georgia, Feb. 26, 2011 in Athens, Ga. Opponent: 45, Wofford, Dec. 28, 2011 in Columbia, S.C.
Scored 50 points in a half:	South Carolina: 51 (2nd half; Nov. 12, 2010) vs. Elon in Columbia Opponent: 52 (1st half), Kentucky, Feb. 4, 2012, in Columbia, S.C.
Failed to score 25 points in a half:	South Carolina: 24 (2nd half) at Auburn, Jan. 21, 2012 in Auburn, Ala. Opponent: 24 (1st half), Auburn, Jan. 21, 2012, in Auburn, Ala.
Collected 50 or more rebounds:	South Carolina: 53 vs. WKU, Nov. 27, 2010 in Bowling Green, Ky. Opponent: 52, WKU, Nov. 27, 2010 in Bowling Green, Ky.
Shot 60% or better from the field:	South Carolina: 60.8% (31-51) at Western Carolina (Nov. 18, 2005) in Cullowhee, N.C. Opponent: 61.1% (33-54), Vanderbilt (Jan. 16, 2010) in Columbia
Shot 50% or better from the field:	South Carolina: 50.0% (28-56) vs. SC State, Jan. 3, 2012 in Columbia, S.C. Opponent: 51.6% (32-62), Kentucky, Feb. 4, 2012, in Columbia, S.C.
Shot less than 30% from the field:	South Carolina: 29.9% (20-67) vs. Ole Miss, March 10, 2011 in Atlanta, Ga. Opponent: 25.9% (15-58), USC Upstate (Nov. 23, 2010) in Columbia
Shot 50% or better from 3-point range (at least 10 attempts):	South Carolina: 55.0% (11-20) vs. Wofford, Dec. 28, 2011 Opponent: 50.0% (12-24), Florida, Jan. 14, 2012 in Columbia, S.C.
Shot 20% or less from 3-point range (at least 10 attempts):	South Carolina: 16.1% (5-31) vs. Alabama, Jan. 25, 2012 in Columbia, S.C. Opponent: 20.0% (3-15), SC State, Jan. 3, 2012 in Columbia, S.C.
Dished 20 or more assists:	South Carolina: 23 vs. Elon (Nov. 12, 2010) in Columbia Opponent: 22, vs. North Carolina, Nov. 25, 2011 in Las Vegas, Nevada
Made 35 or more shots:	South Carolina: 35 vs. Elon (Nov. 19, 2010) in Columbia Opponent: 35, Tennessee (March 5, 2009) in Columbia
Attempted 80 or more shots:	South Carolina: 83 vs. WKU (Nov. 27, 2010) in Bowling Green, Ky. Opponent: 83, LSU (Feb. 10, 1996) in Columbia
Attempted 70 or more shots:	South Carolina: 72, vs. Providence, Dec. 1, 2011 in Columbia Opponent: 79, WKU (Nov. 27, 2010) in Bowling Green, Ky.
Made 10 or more 3-pointers:	South Carolina: 11, vs. SC State, Jan. 3, 2012 in Columbia, S.C. Opponent: 12, Florida, Jan. 14, 2012 in Columbia, S.C.
Did not make a 3-pointer:	South Carolina: 0, vs. Mississippi State (March 2, 2002) in Columbia Opponent: 0, Alabama (Jan. 12, 2011) in Tuscaloosa, Ala.
Attempted 30 or more 3-pointers:	South Carolina: 31 vs. Alabama, Jan. 25, 2012 in Columbia, S.C. Opponent: 32, Boston College (Jan. 1, 2011) in Columbia, S.C.
Attempted 25 or more 3-pointers:	South Carolina: 31 vs. Alabama, Jan. 25, 2012 in Columbia, S.C. Opponent: 28, Florida, Feb. 2, 2012 in Gainesville, Fla.
Made 30 or more free throws:	South Carolina: 32 vs. Vanderbilt (Jan. 28, 2009) in Columbia Opponent: 31, Florida (Feb. 3, 2009) in Gainesville, Fla.
Attempted 40 or more free throws:	South Carolina: 44 vs. Georgia Southern (Nov. 16, 2009) in Columbia Opponent: 40, Florida (Feb. 3, 2009) in Gainesville, Fla.
Swiped 15 or more steals:	South Carolina: 15 vs. Vanderbilt (Jan. 16, 2010) in Columbia Opponent: 17, Indiana (Nov. 8, 1998) in Indianapolis, Ind.
Blocked 12 or more shots:	South Carolina: 12, vs. Vanderbilt, Jan. 8, 2011 in Columbia Opponent: 13, Syracuse (Jan. 21, 1999) in Syracuse, N.Y.
Blocked 8 or more shots:	South Carolina: 9, Kentucky, Feb. 4, 2012, in Columbia, S.C. Opponent: 10, Kentucky, Feb. 4, 2012, in Columbia, S.C.
Won by 30 or more points:	South Carolina: 35 vs. SC State (91-56), Jan. 4, 2011 in Columbia Opponent: 34, 86-52, Kentucky, Feb. 4, 2012, in Columbia, S.C.
Won by 20 or more points:	South Carolina: 28 vs. SC State, Jan. 3, 2012 in Columbia, S.C. Opponent: 34, 86-52, Kentucky, Feb. 4, 2012, in Columbia, S.C.
Played a single overtime game:	Win: 81-74 vs. Arkansas (81-74), Jan. 19, 2011 in Columbia Loss: 82-80 vs. College of Charleston (Nov. 28, 2008) in Charleston, S.C.
Played a double overtime game:	Win: 87-85 vs. WKU (Nov. 27, 2010) in Bowling Green, Ky. Loss: 98-88 vs. Louisville (Feb. 20, 1988) in Columbia

South Carolina played a No. 1 Team in the country:	Win: 68-62 vs. Kentucky (Jan. 26, 2010) in Columbia Loss: 86-52 loss vs. No. 1/1 Kentucky, Feb. 4, 2012, in Columbia, S.C.
South Carolina played a top-5 opponent:	Win: 68-62 vs. No. 1/1 Kentucky (Jan. 26, 2010) in Columbia Loss: 86-52 loss vs. No. 1/1 Kentucky, Feb. 4, 2012, in Columbia, S.C.
South Carolina played a top-10 opponent:	Win: 68-62 vs. No. 1/1 Kentucky (Jan. 26, 2010) in Columbia Loss: 86-52 loss vs. No. 1/1 Kentucky, Feb. 4, 2012, in Columbia, S.C.
South Carolina played a top-25 opponent:	Win: 83-75 (OT) win over No. 22/24 Vanderbilt, Jan. 8, 2011 in Columbia Loss: 86-52 loss vs. No. 1/1 Kentucky, Feb. 4, 2012, in Columbia, S.C.
South Carolina defeated a ranked opponent:	Home: 83-75 vs. No. 22/24 Vanderbilt (Jan. 8, 2011) in Columbia Away: 77-73 at No. 13/19 Vanderbilt (March 6, 2010) in Nashville, Tenn. SEC Home: 83-75 vs. No. 22/24 Vanderbilt (Jan. 8, 2011) in Columbia SEC Away: 77-73 at No. 13/19 Vanderbilt (March 6, 2010) in Nashville, Tenn. Non-conference away: 85-84 at No. 19/20 Baylor (Jan. 2, 2009) in Waco, Texas
A South Carolina win opened up the season:	Home: 75-50 win over Western Carolina (Nov. 11, 2011) in Columbia Away: 81-63 win at Western Carolina (Nov. 12, 2005) in Cullowhee, N.C. Neutral: 74-61 win vs. Chaminade (Nov. 19, 2001) in Maui, Hawaii (Maui Invite)
South Carolina opened up SEC play:	Home: 83-75 win vs. No. 22/24 Vanderbilt (Jan. 8, 2011) in Columbia Away: 79-64 loss vs. No. 2/2 Kentucky (Jan. 7, 2012) in Lexington, Ky.

2011-12 South Carolina Basketball
South Carolina Combined Team Statistics (as of Feb 06, 2012)
All games

RECORD:	OVERALL	HOME	AWAY	NEUTRAL
ALL GAMES	9-13	8-6	1-5	0-2
CONFERENCE	1-7	1-3	0-4	0-0
NON-CONFERENCE	8-6	7-3	1-1	0-2

			Total				3-Point		F-Throw		Rebounds													
##	Player	gp-gs	min	avg	fg-fga	fg%	3fg-fga	3fg%	ft-fa	ft%	off	def	tot	avg	pf	dq	a	to	blk	stl	pts	avg		
15	COOKE, Malik	22-22	690	31.4	92-217	.424	17-55	.309	70-88	.795	45	63	108	4.9	52	1	41	50	19	41	271	12.3		
23	ELLINGTON, Bruce	15-6	404	26.9	60-166	.361	26-73	.356	13-19	.684	7	18	25	1.7	30	0	37	28	1	6	159	10.6		
13	GILL, Anthony	22-22	559	25.4	68-140	.486	10-24	.417	40-57	.702	41	66	107	4.9	55	2	29	40	5	11	186	8.5		
24	HARRIS, Damontre	22-22	556	25.3	60-112	.536	0-0	.000	31-40	.775	49	68	117	5.3	58	1	10	23	52	21	151	6.9		
32	LEONARD, Damien	22-11	417	19.0	48-152	.316	37-113	.327	13-21	.619	8	20	28	1.3	29	0	10	30	1	10	146	6.6		
01	WILLIAMS, Brenton	14-0	183	13.1	22-64	.344	13-39	.333	17-20	.850	2	8	10	0.7	11	0	6	14	2	11	74	5.3		
05	SMITH, Eric	19-13	335	17.6	38-86	.442	19-44	.432	5-12	.417	3	18	21	1.1	22	1	30	30	0	8	100	5.3		
33	SLAWSON, RJ	22-0	403	18.3	41-90	.456	10-29	.345	16-26	.615	38	51	89	4.0	58	1	13	20	16	17	108	4.9		
30	JACKSON, Lakeem	22-12	414	18.8	38-76	.500	0-2	.000	10-27	.370	29	39	68	3.1	28	1	36	27	3	16	86	3.9		
02	RICHARDSON, Brian	20-2	278	13.9	27-90	.300	13-56	.232	4-5	.800	8	16	24	1.2	26	0	10	14	1	6	71	3.6		
12	PHILLIPS, Shane	1-0	2	2.0	0-3	.000	0-2	.000	1-2	.500	0	0	0	0.0	0	0	0	1	0	0	1	1.0		
45	GEATHERS, Carlton	22-0	159	7.2	8-19	.421	0-0	.000	6-8	.750	12	24	36	1.6	18	0	1	4	13	4	22	1.0		
Team											40	30	70				4							
Total.....		22	4400		502-1215	.413	145-437	.332	226-325	.695	282	421	703	32.0	387	7	223	285	113	151	1375	62.5		
Opponents.....		22	4400		494-1109	.445	148-386	.383	279-418	.667	255	461	716	32.5	340	-	295	309	91	128	1415	64.3		

TEAM STATISTICS	SC	OPP	Date	Opponent	Score	Att.
SCORING	1375	1415	11/11/11	WESTERN CAROLINA	w 75-50	9330
Points per game	62.5	64.3	11/15/11	at Elon	L 53-58	1589
Scoring margin	-1.8	-	! 11/20/11	TENNESSEE STATE	L 63-64	9045
FIELD GOALS-ATT	502-1215	494-1109	! 11/22/11	MISS. VALLEY STATE	w 61-57	6723
Field goal pct	.413	.445	& 11/25/11	vs NC	L 62-87	5567
3 POINT FG-ATT	145-437	148-386	& 11/26/11	vs Southern Cal	L 60-63	1798
3-point FG pct	.332	.383	^ 12/1/11	PROVIDENCE COLLEGE	L 67-76	7476
3-pt FG made per game	6.6	6.7	12/4/11	at Clemson	w 58-55	7238
FREE THROWS-ATT	226-325	279-418	12/13/11	PRESBYTERIAN	w 66-58	7003
Free throw pct	.695	.667	12/17/11	OHIO STATE	L 66-74	13654
F-Throws made per game	10.3	12.7	12/21/11	SE LOUISIANA	w 62-43	7972
REBOUNDS	703	716	12/28/11	WOFFORD	w 57-45	8152
Rebounds per game	32.0	32.5	12/31/11	USC UPSTATE	w 72-66	6876
Rebounding margin	-0.6	-	1/3/12	SC STATE	w 79-51	6557
ASSISTS	223	295	* 01/07/12	at Kentucky	L 64-79	24219
Assists per game	10.1	13.4	* 1/10/12	VANDERBILT	L 57-67	8353
TURNOVERS	285	309	* 1/14/12	FLORIDA	L 65-79	11308
Turnovers per game	13.0	14.0	* 01/21/12	at Auburn	L 52-63	8329
Turnover margin	+1.1	-	* 1/25/12	ALABAMA	w 56-54	7807
Assist/turnover ratio	0.8	1.0	* 01/28/12	at Ole Miss	L 62-66	7396
STEALS	151	128	* 2/2/12	at Florida	L 66-74	10003
Steals per game	6.9	5.8	* 2/4/12	KENTUCKY	L 52-86	16527
BLOCKS	113	91				
Blocks per game	5.1	4.1				
ATTENDANCE	126783	66139				
Home games-Avg/Game	14-9056	6-9796				
Neutral site-Avg/Game	-	2-3682				

! = Continental Tire Las Vegas Invitational (Columbia, S.C.)
& = Continental Tire Las Vegas Invitational (Las Vegas, Nev.)
^ = Big East/SEC Challenge (Columbia, S.C.)
* = Conference game

Score by Periods	1st	2nd	Totals
South Carolina	618	757	1375
Opponents	676	739	1415

2011-12 South Carolina Basketball
South Carolina Combined Team Statistics (as of Feb 06, 2012)
Conference games

RECORD:	OVERALL	HOME	AWAY	NEUTRAL
ALL GAMES	1-7	1-3	0-4	0-0
CONFERENCE	1-7	1-3	0-4	0-0
NON-CONFERENCE	0-0	0-0	0-0	0-0

#	Player	gp-gs	min	avg	Total		3-Point		F-Throw		Rebounds				pf	dq	a	to	blk	stl	pts	avg
					fg-fga	fg%	3fg-fga	3fg%	ft-fa	ft%	off	def	tot	avg								
23	ELLINGTON, Bruce	8-6	247	30.9	37-106	.349	14-45	.311	5-9	.556	4	10	14	1.8	15	0	27	17	0	4	93	11.6
15	COOKE, Malik	8-8	264	33.0	34-88	.386	6-23	.261	14-18	.778	16	25	41	5.1	22	0	13	24	5	13	88	11.0
24	HARRIS, Damontre	8-8	223	27.9	28-43	.651	0-0	.000	15-19	.789	24	23	47	5.9	25	1	2	11	22	10	71	8.9
13	GILL, Anthony	8-8	225	28.1	26-60	.433	4-15	.267	12-17	.706	16	20	36	4.5	22	1	8	13	0	5	68	8.5
32	LEONARD, Damien	8-4	148	18.5	17-52	.327	12-37	.324	3-5	.600	3	6	9	1.1	8	0	4	10	0	3	49	6.1
01	WILLIAMS, Brenton	7-0	103	14.7	13-37	.351	10-26	.385	5-6	.833	2	5	7	1.0	8	0	2	7	2	4	41	5.9
02	RICHARDSON, Brian	6-2	68	11.3	7-21	.333	4-13	.308	2-2	1.000	2	2	4	0.7	8	0	1	3	0	1	20	3.3
33	SLAWSON, RJ	8-0	129	16.1	9-22	.409	2-7	.286	2-3	.667	14	11	25	3.1	19	0	2	7	3	6	22	2.8
30	JACKSON, Lakeem	8-2	99	12.4	5-20	.250	0-0	.000	2-5	.400	9	8	17	2.1	7	0	6	3	0	3	12	1.5
05	SMITH, Eric	5-2	43	8.6	2-11	.182	1-4	.250	0-0	.000	0	4	4	0.8	0	0	5	3	0	0	5	1.0
45	GEATHERS, Carlton	8-0	51	6.4	1-4	.250	0-0	.000	3-4	.750	3	4	7	0.9	3	0	0	1	3	4	5	0.6
Team											15	11	26				2					
Total.....		8	1600		179-464	.386	53-170	.312	63-88	.716	108	129	237	29.6	137	2	70	101	35	53	474	59.2
Opponents.....		8	1600		198-405	.489	59-148	.399	113-158	.715	93	177	270	33.8	106	-	120	106	45	46	568	71.0

TEAM STATISTICS	SC	OPP	Date	Opponent	Score	Att.
SCORING	474	568	* 01/07/12	at Kentucky	L 64-79	24219
Points per game	59.2	71.0	* 1/10/12	VANDERBILT	L 57-67	8353
Scoring margin	-11.7	-	* 1/14/12	FLORIDA	L 65-79	11308
FIELD GOALS-ATT	179-464	198-405	* 01/21/12	at Auburn	L 52-63	8329
Field goal pct	.386	.489	* 1/25/12	ALABAMA	w 56-54	7807
3 POINT FG-ATT	53-170	59-148	* 01/28/12	at Ole Miss	L 62-66	7396
3-point FG pct	.312	.399	* 2/2/12	at Florida	L 66-74	10003
3-pt FG made per game	6.6	7.4	* 2/4/12	KENTUCKY	L 52-86	16527
FREE THROWS-ATT	63-88	113-158	* = Conference game			
Free throw pct	.716	.715				
F-Throws made per game	7.9	14.1				
REBOUNDS	237	270				
Rebounds per game	29.6	33.8				
Rebounding margin	-4.1	-				
ASSISTS	70	120				
Assists per game	8.8	15.0				
TURNOVERS	101	106				
Turnovers per game	12.6	13.3				
Turnover margin	+0.6	-				
Assist/turnover ratio	0.7	1.1				
STEALS	53	46				
Steals per game	6.6	5.8				
BLOCKS	35	45				
Blocks per game	4.4	5.6				
ATTENDANCE	43995	49947				
Home games-Avg/Game	4-10999	4-12487				
Neutral site-Avg/Game	-	0-0				

Score by Periods	1st	2nd	Totals
South Carolina	207	267	474
Opponents	269	299	568

2011-12 South Carolina Basketball
South Carolina Team Game-by-Game Comparison (as of Feb 06, 2012)
All games

Opponent	1st	2nd	Score	Mar	Total FG	FG Pct	3-Pointers	3FG Pct	Free Throws	FT Pct	Rebounds	Assist	T/Over	Block	Steal	Fouls
WESTERN CAROLINA	35/25	40/25	75-50	+25	30-59/17-47	.508/.362	5-12/6-18	.417/.333	10-17/10-16	.588/.625	37/29 +8	14/10	12/19	5/4	11/8	14/17
Elon	23/34	30/24	53-58	(5)	20-64/16-40	.313/.400	3-27/6-16	.111/.375	10-17/20-28	.588/.714	40/38 +2	6/9	7/14	2/3	9/1	24/18
TENNESSEE STATE	19/33	44/31	63-64	(1)	22-55/21-47	.400/.447	7-26/10-22	.269/.455	12-20/12-21	.600/.571	33/28 +5	13/15	16/13	7/1	5/9	21/23
MISS. VALLEY STATE	30/26	31/31	61-57	+4	19-48/20-49	.396/.408	6-18/7-17	.333/.412	17-25/10-16	.680/.625	36/30 +6	9/12	13/14	7/5	7/8	17/24
NC	32/45	30/42	62-87	(25)	23-55/31-67	.418/.463	9-23/8-16	.391/.500	7-12/17-30	.583/.567	43/35 +8	12/22	25/10	7/3	5/11	25/15
Southern Cal	26/30	34/33	60-63	(3)	22-42/24-48	.524/.500	8-17/7-11	.471/.636	8-8/8-12	1000/.667	18/28 (10)	10/7	13/10	4/1	4/6	16/13
PROVIDENCE COLLEGE	27/34	40/42	67-76	(9)	26-72/24-50	.361/.480	6-30/6-11	.200/.545	9-10/22-27	.900/.815	40/34 +6	9/16	13/15	7/10	9/4	19/10
Clemson	28/35	30/20	58-55	+3	21-50/19-50	.420/.380	5-15/5-18	.333/.278	11-17/12-16	.647/.750	33/33 -	8/13	8/11	5/1	6/3	16/15
PRESBYTERIAN	19/25	47/33	66-58	+8	26-56/21-45	.464/.467	5-11/7-18	.455/.389	9-11/9-13	.818/.692	33/24 +9	14/13	13/18	7/2	7/3	15/13
OHIO STATE	33/29	33/45	66-74	(8)	23-49/27-53	.469/.509	6-16/5-15	.375/.333	14-18/15-20	.778/.750	20/33 (13)	9/16	14/13	4/3	3/7	18/19
SE LOUISIANA	25/16	37/27	62-43	+19	20-55/15-43	.364/.349	6-18/6-22	.333/.273	16-24/7-13	.667/.538	34/35 (1)	9/9	10/26	4/5	11/3	18/17
WOFFORD	29/21	28/24	57-45	+12	20-45/18-50	.444/.360	11-20/5-19	.550/.263	6-10/4-10	.600/.400	26/34 (8)	14/10	13/15	7/1	6/4	9/13
USC UPSTATE	40/31	32/35	72-66	+6	23-45/25-63	.511/.397	4-11/8-20	.364/.400	22-32/8-15	.688/.533	37/31 +6	9/12	14/8	6/2	4/10	18/24
SC STATE	45/23	34/28	79-51	+28	28-56/18-52	.500/.346	11-23/3-15	.478/.200	12-16/12-23	.750/.522	36/34 +2	17/11	13/17	6/5	11/5	20/13
Kentucky	18/34	46/45	64-79	(15)	25-64/29-49	.391/.592	6-22/5-11	.273/.455	8-10/16-22	.800/.727	32/30 +2	10/13	12/15	3/8	8/4	18/11
VANDERBILT	12/22	45/45	57-67	(10)	22-53/23-40	.415/.575	4-13/13-22	.308/.591	9-11/8-8	.818/1000	21/27 (6)	4/19	9/18	2/2	9/4	11/15
FLORIDA	41/40	24/39	65-79	(14)	23-55/25-47	.418/.532	9-24/12-24	.375/.500	10-14/17-21	.714/.810	30/25 +5	7/19	12/10	1/3	4/4	22/17
Auburn	28/24	24/39	52-63	(11)	20-49/22-50	.408/.440	6-18/7-18	.333/.389	6-8/12-18	.750/.667	29/28 +1	8/14	23/14	7/6	10/7	15/13
ALABAMA	27/29	29/25	56-54	+2	22-68/21-49	.324/.429	5-31/4-18	.161/.222	7-9/8-12	.778/.667	37/39 (2)	8/11	9/15	4/6	6/4	10/14
Ole Miss	28/31	34/35	62-66	(4)	24-60/24-49	.400/.490	8-21/5-13	.381/.385	6-7/13-24	.857/.542	28/38 (10)	15/15	13/18	2/6	12/11	17/12
Florida	28/37	38/37	66-74	(8)	25-56/22-59	.446/.373	6-21/7-28	.286/.250	10-14/23-32	.714/.719	30/42 (12)	8/12	15/13	7/3	4/6	28/11
KENTUCKY	25/52	27/34	52-86	(34)	18-59/32-62	.305/.516	9-20/6-14	.450/.429	7-15/16-21	.467/.762	30/41 (11)	10/17	8/3	9/11	0/6	16/13

Note: Game totals are displayed in the format TEAM/OPPONENT for each category

2011-12 South Carolina Basketball
South Carolina Category Leaders (as of Feb 06, 2012)
All games

Points	G	Pts	Pts/G
COOKE, Malik	22	271	12.3
GILL, Anthony	22	186	8.5
ELLINGTON, Bruce	15	159	10.6
HARRIS, Damontre	22	151	6.9
LEONARD, Damien	22	146	6.6
SLAWSON, RJ	22	108	4.9
SMITH, Eric	19	100	5.3
JACKSON, Lakeem	22	86	3.9
WILLIAMS, Brenton	14	74	5.3
RICHARDSON, Brian	20	71	3.6
GEATHERS, Carlton	22	22	1.0
PHILLIPS, Shane	1	1	1.0

FG Percentage	FG	Att	Pct
HARRIS, Damontre	60	112	.536
JACKSON, Lakeem	38	76	.500
GILL, Anthony	68	140	.486
SLAWSON, RJ	41	90	.456
SMITH, Eric	38	86	.442
COOKE, Malik	92	217	.424
GEATHERS, Carlton	8	19	.421
ELLINGTON, Bruce	60	166	.361
WILLIAMS, Brenton	22	64	.344
LEONARD, Damien	48	152	.316
RICHARDSON, Brian	27	90	.300
PHILLIPS, Shane	0	3	.000

3-Point Percentage	3FG	Att	Pct
SMITH, Eric	19	44	.432
GILL, Anthony	10	24	.417
ELLINGTON, Bruce	26	73	.356
SLAWSON, RJ	10	29	.345
WILLIAMS, Brenton	13	39	.333
LEONARD, Damien	37	113	.327
COOKE, Malik	17	55	.309
RICHARDSON, Brian	13	56	.232
PHILLIPS, Shane	0	2	.000
JACKSON, Lakeem	0	2	.000

Free Throw Percent	FG	Att	Pct
WILLIAMS, Brenton	17	20	.850
RICHARDSON, Brian	4	5	.800
COOKE, Malik	70	88	.795
HARRIS, Damontre	31	40	.775
GEATHERS, Carlton	6	8	.750
GILL, Anthony	40	57	.702
ELLINGTON, Bruce	13	19	.684
LEONARD, Damien	13	21	.619
SLAWSON, RJ	16	26	.615
PHILLIPS, Shane	1	2	.500
SMITH, Eric	5	12	.417
JACKSON, Lakeem	10	27	.370

Scoring Average	G	Pts	Avg/G
COOKE, Malik	22	271	12.3
ELLINGTON, Bruce	15	159	10.6
GILL, Anthony	22	186	8.5
HARRIS, Damontre	22	151	6.9
LEONARD, Damien	22	146	6.6
WILLIAMS, Brenton	14	74	5.3
SMITH, Eric	19	100	5.3
SLAWSON, RJ	22	108	4.9
JACKSON, Lakeem	22	86	3.9
RICHARDSON, Brian	20	71	3.6
PHILLIPS, Shane	1	1	1.0
GEATHERS, Carlton	22	22	1.0

Field Goal Attempts	G	Att	Att/G
COOKE, Malik	22	217	9.9
ELLINGTON, Bruce	15	166	11.1
LEONARD, Damien	22	152	6.9
GILL, Anthony	22	140	6.4
HARRIS, Damontre	22	112	5.1

Field Goals Made	G	Made	Made/G
COOKE, Malik	22	92	4.2
GILL, Anthony	22	68	3.1
ELLINGTON, Bruce	15	60	4.0
HARRIS, Damontre	22	60	2.7
LEONARD, Damien	22	48	2.2

3-Point FG Attempts	G	Att	Att/G
LEONARD, Damien	22	113	5.1
ELLINGTON, Bruce	15	73	4.9
RICHARDSON, Brian	20	56	2.8
COOKE, Malik	22	55	2.5
SMITH, Eric	19	44	2.3

3-Point FG Made	G	Made	Made/G
LEONARD, Damien	22	37	1.7
ELLINGTON, Bruce	15	26	1.7
SMITH, Eric	19	19	1.0
COOKE, Malik	22	17	0.8
RICHARDSON, Brian	20	13	0.7
WILLIAMS, Brenton	14	13	0.9

Free Throw Attempts	G	Att	Att/G
COOKE, Malik	22	88	4.0
GILL, Anthony	22	57	2.6
HARRIS, Damontre	22	40	1.8
JACKSON, Lakeem	22	27	1.2
SLAWSON, RJ	22	26	1.2

Free Throws Made	G	Made	Made/G
COOKE, Malik	22	70	3.2
GILL, Anthony	22	40	1.8
HARRIS, Damontre	22	31	1.4
WILLIAMS, Brenton	14	17	1.2
SLAWSON, RJ	22	16	0.7

2011-12 South Carolina Basketball
South Carolina Category Leaders (as of Feb 06, 2012)
All games

<u>Rebounds</u>	<u>G</u>	<u>Reb</u>	<u>Reb/G</u>
HARRIS, Damontre	22	117	5.3
COOKE, Malik	22	108	4.9
GILL, Anthony	22	107	4.9
SLAWSON, RJ	22	89	4.0
JACKSON, Lakeem	22	68	3.1

<u>Rebound Average</u>	<u>G</u>	<u>Reb</u>	<u>Avg/G</u>
HARRIS, Damontre	22	117	5.3
COOKE, Malik	22	108	4.9
GILL, Anthony	22	107	4.9
SLAWSON, RJ	22	89	4.0
JACKSON, Lakeem	22	68	3.1

<u>Offensive Rebounds</u>	<u>G</u>	<u>No.</u>	<u>Avg/G</u>
HARRIS, Damontre	22	49	2.2
COOKE, Malik	22	45	2.0
GILL, Anthony	22	41	1.9
SLAWSON, RJ	22	38	1.7
JACKSON, Lakeem	22	29	1.3

<u>Defensive Rebounds</u>	<u>G</u>	<u>No.</u>	<u>Avg/G</u>
HARRIS, Damontre	22	68	3.1
GILL, Anthony	22	66	3.0
COOKE, Malik	22	63	2.9
SLAWSON, RJ	22	51	2.3
JACKSON, Lakeem	22	39	1.8

<u>Fouls</u>	<u>G</u>	<u>No.</u>	<u>Per/G</u>
HARRIS, Damontre	22	58	2.6
SLAWSON, RJ	22	58	2.6
GILL, Anthony	22	55	2.5
COOKE, Malik	22	52	2.4
ELLINGTON, Bruce	15	30	2.0

<u>Foulouts</u>	<u>G</u>	<u>No.</u>
GILL, Anthony	22	2
SLAWSON, RJ	22	1
COOKE, Malik	22	1
SMITH, Eric	19	1
JACKSON, Lakeem	22	1
HARRIS, Damontre	22	1

<u>Assists</u>	<u>G</u>	<u>No.</u>	<u>Ast/G</u>
COOKE, Malik	22	41	1.9
ELLINGTON, Bruce	15	37	2.5
JACKSON, Lakeem	22	36	1.6
SMITH, Eric	19	30	1.6
GILL, Anthony	22	29	1.3

<u>Steals</u>	<u>G</u>	<u>No.</u>	<u>Stl/G</u>
COOKE, Malik	22	41	1.9
HARRIS, Damontre	22	21	1.0
SLAWSON, RJ	22	17	0.8
JACKSON, Lakeem	22	16	0.7
GILL, Anthony	22	11	0.5
WILLIAMS, Brenton	14	11	0.8

<u>Blocked Shots</u>	<u>G</u>	<u>No.</u>	<u>Blk/G</u>
HARRIS, Damontre	22	52	2.4
COOKE, Malik	22	19	0.9
SLAWSON, RJ	22	16	0.7
GEATHERS, Carlton	22	13	0.6
GILL, Anthony	22	5	0.2

<u>Minutes</u>	<u>G</u>	<u>No.</u>	<u>Min/G</u>
COOKE, Malik	22	690	31.4
GILL, Anthony	22	559	25.4
HARRIS, Damontre	22	556	25.3
LEONARD, Damien	22	417	19.0
JACKSON, Lakeem	22	414	18.8

<u>Turnovers</u>	<u>G</u>	<u>No.</u>	<u>TO/G</u>
COOKE, Malik	22	50	2.3
GILL, Anthony	22	40	1.8
SMITH, Eric	19	30	1.6
LEONARD, Damien	22	30	1.4
ELLINGTON, Bruce	15	28	1.9

2011-12 South Carolina Basketball
South Carolina Team High/Low Analysis (as of Feb 06, 2012)
All games

South Carolina - TEAM GAME HIGHS

POINTS	79	SC STATE (1/3/12)
	75	WESTERN CAROLINA (11/11/11)
	72	USC UPSTATE (12/31/11)
	67	PROVIDENCE COLLEGE (12/1/11)
	66	at Florida (2/2/12)
	66	OHIO STATE (12/17/11)
	66	PRESBYTERIAN (12/13/11)
FIELD GOALS MADE	30	WESTERN CAROLINA (11/11/11)
	28	SC STATE (1/3/12)
FIELD GOAL ATTEMPTS	72	PROVIDENCE COLLEGE (12/1/11)
	68	ALABAMA (1/25/12)
FIELD GOAL PERCENTAGE	.524 (22-42)	vs Southern Cal (11/26/11)
	.511 (23-45)	USC UPSTATE (12/31/11)
3 PT FIELD GOALS MADE	11	SC STATE (1/3/12)
	11	WOFFORD (12/28/11)
3 PT FG ATTEMPTS	31	ALABAMA (1/25/12)
	30	PROVIDENCE COLLEGE (12/1/11)
3 PT FG PERCENTAGE	.550 (11-20)	WOFFORD (12/28/11)
	.478 (11-23)	SC STATE (1/3/12)
FREE THROWS MADE	22	USC UPSTATE (12/31/11)
	17	MISS. VALLEY STATE (11/22/11)
FREE THROW ATTEMPTS	32	USC UPSTATE (12/31/11)
	25	MISS. VALLEY STATE (11/22/11)
FREE THROW PERCENTAGE	1.000 (8-8)	vs Southern Cal (11/26/11)
	.900 (9-10)	PROVIDENCE COLLEGE (12/1/11)
REBOUNDS	43	vs NC (11/25/11)
	40	PROVIDENCE COLLEGE (12/1/11)
	40	at Elon (11/15/11)
ASSISTS	17	SC STATE (1/3/12)
	15	at Ole Miss (01/28/12)
STEALS	12	at Ole Miss (01/28/12)
	11	SC STATE (1/3/12)
	11	SE LOUISIANA (12/21/11)
	11	WESTERN CAROLINA (11/11/11)
BLOCKED SHOTS	9	KENTUCKY (2/4/12)
	7	at Florida (2/2/12)
	7	at Auburn (01/21/12)
	7	WOFFORD (12/28/11)
	7	PRESBYTERIAN (12/13/11)
	7	PROVIDENCE COLLEGE (12/1/11)
	7	vs NC (11/25/11)
	7	MISS. VALLEY STATE (11/22/11)
	7	TENNESSEE STATE (11/20/11)
TURNOVERS	25	vs NC (11/25/11)
	23	at Auburn (01/21/12)
FOULS	28	at Florida (2/2/12)
	25	vs NC (11/25/11)

2011-12 South Carolina Basketball
South Carolina High/Low Analysis (as of Feb 06, 2012)
All games

Opponent - GAME HIGHS

POINTS	87	vs NC (11/25/11)
	86	KENTUCKY (2/4/12)
	79	FLORIDA (1/14/12)
	79	at Kentucky (01/07/12)
	76	PROVIDENCE COLLEGE (12/1/11)
FIELD GOALS MADE	32	KENTUCKY (2/4/12)
	31	vs NC (11/25/11)
FIELD GOAL ATTEMPTS	67	vs NC (11/25/11)
	63	USC UPSTATE (12/31/11)
FIELD GOAL PERCENTAGE	.592 (29-49)	at Kentucky (01/07/12)
	.575 (23-40)	VANDERBILT (1/10/12)
3 PT FIELD GOALS MADE	13	VANDERBILT (1/10/12)
	12	FLORIDA (1/14/12)
3 PT FG ATTEMPTS	28	at Florida (2/2/12)
	24	FLORIDA (1/14/12)
3 PT FG PERCENTAGE	.636 (7-11)	vs Southern Cal (11/26/11)
	.591 (13-22)	VANDERBILT (1/10/12)
FREE THROWS MADE	23	at Florida (2/2/12)
	22	PROVIDENCE COLLEGE (12/1/11)
FREE THROW ATTEMPTS	32	at Florida (2/2/12)
	30	vs NC (11/25/11)
FREE THROW PERCENTAGE	1.000 (8-8)	VANDERBILT (1/10/12)
	.815 (22-27)	PROVIDENCE COLLEGE (12/1/11)
REBOUNDS	42	at Florida (2/2/12)
	41	KENTUCKY (2/4/12)
ASSISTS	22	vs NC (11/25/11)
	19	FLORIDA (1/14/12)
	19	VANDERBILT (1/10/12)
STEALS	11	at Ole Miss (01/28/12)
	11	vs NC (11/25/11)
BLOCKED SHOTS	11	KENTUCKY (2/4/12)
	10	PROVIDENCE COLLEGE (12/1/11)
TURNOVERS	26	SE LOUISIANA (12/21/11)
	19	WESTERN CAROLINA (11/11/11)
FOULS	24	USC UPSTATE (12/31/11)
	24	MISS. VALLEY STATE (11/22/11)

2011-12 South Carolina Basketball
South Carolina High/Low Analysis (as of Feb 06, 2012)
All games

South Carolina - GAME LOWS

POINTS	52		at Auburn (01/21/12)
	52		KENTUCKY (2/4/12)
	53		at Elon (11/15/11)
	56		ALABAMA (1/25/12)
	57		WOFFORD (12/28/11)
	57		VANDERBILT (1/10/12)
FIELD GOALS MADE	18		KENTUCKY (2/4/12)
	19		MISS. VALLEY STATE (11/22/11)
FIELD GOAL ATTEMPTS	42		vs Southern Cal (11/26/11)
	45		WOFFORD (12/28/11)
	45		USC UPSTATE (12/31/11)
FIELD GOAL PERCENTAGE	.305	(18-59)	KENTUCKY (2/4/12)
	.313	(20-64)	at Elon (11/15/11)
3 PT FIELD GOALS MADE	3		at Elon (11/15/11)
	4		USC UPSTATE (12/31/11)
	4		VANDERBILT (1/10/12)
3 PT FG ATTEMPTS	11		PRESBYTERIAN (12/13/11)
	11		USC UPSTATE (12/31/11)
3 PT FG PERCENTAGE	.111	(3-27)	at Elon (11/15/11)
	.161	(5-31)	ALABAMA (1/25/12)
FREE THROWS MADE	6		WOFFORD (12/28/11)
	6		at Auburn (01/21/12)
	6		at Ole Miss (01/28/12)
FREE THROW ATTEMPTS	7		at Ole Miss (01/28/12)
	8		vs Southern Cal (11/26/11)
	8		at Auburn (01/21/12)
FREE THROW PERCENTAGE	.467	(7-15)	KENTUCKY (2/4/12)
	.583	(7-12)	vs NC (11/25/11)
REBOUNDS	18		vs Southern Cal (11/26/11)
	20		OHIO STATE (12/17/11)
ASSISTS	4		VANDERBILT (1/10/12)
	6		at Elon (11/15/11)
STEALS	0		KENTUCKY (2/4/12)
	3		OHIO STATE (12/17/11)
BLOCKED SHOTS	1		FLORIDA (1/14/12)
	2		at Elon (11/15/11)
	2		VANDERBILT (1/10/12)
	2		at Ole Miss (01/28/12)
TURNOVERS	7		at Elon (11/15/11)
	8		at Clemson (12/4/11)
	8		KENTUCKY (2/4/12)
FOULS	9		WOFFORD (12/28/11)
	10		ALABAMA (1/25/12)

2011-12 South Carolina Basketball
South Carolina High/Low Analysis (as of Feb 06, 2012)
All games

Opponent - GAME LOWS

POINTS	43	SE LOUISIANA (12/21/11)
	45	WOFFORD (12/28/11)
	50	WESTERN CAROLINA (11/11/11)
	51	SC STATE (1/3/12)
	54	ALABAMA (1/25/12)
FIELD GOALS MADE	15	SE LOUISIANA (12/21/11)
	16	at Elon (11/15/11)
FIELD GOAL ATTEMPTS	40	at Elon (11/15/11)
	40	VANDERBILT (1/10/12)
FIELD GOAL PERCENTAGE	.346 (18-52)	SC STATE (1/3/12)
	.349 (15-43)	SE LOUISIANA (12/21/11)
3 PT FIELD GOALS MADE	3	SC STATE (1/3/12)
	4	ALABAMA (1/25/12)
3 PT FG ATTEMPTS	11	vs Southern Cal (11/26/11)
	11	PROVIDENCE COLLEGE (12/1/11)
	11	at Kentucky (01/07/12)
3 PT FG PERCENTAGE	.200 (3-15)	SC STATE (1/3/12)
	.222 (4-18)	ALABAMA (1/25/12)
FREE THROWS MADE	4	WOFFORD (12/28/11)
	7	SE LOUISIANA (12/21/11)
FREE THROW ATTEMPTS	8	VANDERBILT (1/10/12)
	10	WOFFORD (12/28/11)
FREE THROW PERCENTAGE	.400 (4-10)	WOFFORD (12/28/11)
	.522 (12-23)	SC STATE (1/3/12)
REBOUNDS	24	PRESBYTERIAN (12/13/11)
	25	FLORIDA (1/14/12)
ASSISTS	7	vs Southern Cal (11/26/11)
	9	at Elon (11/15/11)
	9	SE LOUISIANA (12/21/11)
STEALS	1	at Elon (11/15/11)
	3	at Clemson (12/4/11)
	3	PRESBYTERIAN (12/13/11)
	3	SE LOUISIANA (12/21/11)
BLOCKED SHOTS	1	TENNESSEE STATE (11/20/11)
	1	vs Southern Cal (11/26/11)
	1	at Clemson (12/4/11)
	1	WOFFORD (12/28/11)
TURNOVERS	3	KENTUCKY (2/4/12)
	8	USC UPSTATE (12/31/11)
FOULS	10	PROVIDENCE COLLEGE (12/1/11)
	11	at Kentucky (01/07/12)
	11	at Florida (2/2/12)

2011-12 South Carolina Basketball
South Carolina Player High/Low Analysis (as of Feb 06, 2012)
All games

South Carolina - I N D I V I D U A L G A M E H I G H S

Points	24		COOKE, Malik vs USC Upstate (12/31/11)
	21		COOKE, Malik vs Ohio State (12/17/11)
	21		COOKE, Malik vs Providence College (12/1/11)
	20		ELLINGTON, Bruce vs Vanderbilt (1/10/12)
	19		LEONARD, Damien vs Kentucky (2/4/12)
Field Goals Made	8		ELLINGTON, Bruce vs Vanderbilt (1/10/12)
	8		COOKE, Malik vs USC Upstate (12/31/11)
	8		COOKE, Malik vs Providence College (12/1/11)
Field Goal Att.	17		LEONARD, Damien at Elon (11/15/11)
	16		LEONARD, Damien vs Kentucky (2/4/12)
	16		ELLINGTON, Bruce at Ole Miss (01/28/12)
FG Pct (min 5 made)	.857	(6-7)	GILL, Anthony vs Western Carolina (11/11/11)
	.833	(5-6)	JACKSON, Lakeem vs Tennessee State (11/20/11)
3-Point FG Made	5		ELLINGTON, Bruce vs Wofford (12/28/11)
	5		LEONARD, Damien vs NC (11/25/11)
	5		SMITH, Eric vs Tennessee State (11/20/11)
3-Point FG Att.	11		LEONARD, Damien vs NC (11/25/11)
	11		LEONARD, Damien at Elon (11/15/11)
3-Pt FG Pct (min 2 made)	1.000	(3-3)	COOKE, Malik at Ole Miss (01/28/12)
	1.000	(3-3)	ELLINGTON, Bruce vs SC State (1/3/12)
	1.000	(2-2)	GILL, Anthony vs Kentucky (2/4/12)
	1.000	(2-2)	RICHARDSON, Brian vs USC Upstate (12/31/11)
	1.000	(2-2)	GILL, Anthony vs SE Louisiana (12/21/11)
	1.000	(2-2)	LEONARD, Damien vs Presbyterian (12/13/11)
	1.000	(2-2)	COOKE, Malik vs NC (11/25/11)
Free Throws Made	10		COOKE, Malik vs Miss. Valley State (11/22/11)
	9		COOKE, Malik vs Ohio State (12/17/11)
Free Throw Att.	12		COOKE, Malik vs Miss. Valley State (11/22/11)
	11		COOKE, Malik vs USC Upstate (12/31/11)
FT Pct (min 3 made)	1.000	(8-8)	WILLIAMS, Brenton vs USC Upstate (12/31/11)
	1.000	(5-5)	COOKE, Malik vs Alabama (1/25/12)
	1.000	(4-4)	HARRIS, Damontre at Florida (2/2/12)
	1.000	(4-4)	COOKE, Malik vs SC State (1/3/12)
	1.000	(4-4)	ELLINGTON, Bruce at Clemson (12/4/11)
	1.000	(4-4)	SLAWSON, RJ vs Providence College (12/1/11)
	1.000	(3-3)	ELLINGTON, Bruce vs Vanderbilt (1/10/12)
	1.000	(3-3)	HARRIS, Damontre vs SC State (1/3/12)
	1.000	(3-3)	GILL, Anthony vs Ohio State (12/17/11)
	1.000	(3-3)	COOKE, Malik vs Presbyterian (12/13/11)
	1.000	(3-3)	GILL, Anthony vs Presbyterian (12/13/11)
	1.000	(3-3)	GILL, Anthony vs Southern Cal (11/26/11)
Rebounds	14		SLAWSON, RJ vs NC (11/25/11)
	10		HARRIS, Damontre vs Vanderbilt (1/10/12)
	10		COOKE, Malik vs USC Upstate (12/31/11)
	10		HARRIS, Damontre at Elon (11/15/11)
	10		JACKSON, Lakeem vs Western Carolina (11/11/11)
Assists	5		ELLINGTON, Bruce at Ole Miss (01/28/12)
	5		JACKSON, Lakeem vs Western Carolina (11/11/11)
Steals	5		WILLIAMS, Brenton vs Western Carolina (11/11/11)
	4		COOKE, Malik vs SE Louisiana (12/21/11)
	4		COOKE, Malik at Clemson (12/4/11)
	4		COOKE, Malik vs Providence College (12/1/11)
Blocked Shots	6		HARRIS, Damontre at Florida (2/2/12)

Turnovers	6	HARRIS, Damontre at Auburn (01/21/12)
	6	COOKE, Malik at Auburn (01/21/12)
	5	ELLINGTON, Bruce at Auburn (01/21/12)
	5	HARRIS, Damontre at Auburn (01/21/12)
Fouls	5	GILL, Anthony vs Presbyterian (12/13/11)
	5	LEONARD, Damien vs NC (11/25/11)
	5	GILL, Anthony at Florida (2/2/12)
	5	HARRIS, Damontre at Ole Miss (01/28/12)
	5	SMITH, Eric vs USC Upstate (12/31/11)
	5	SLAWSON, RJ vs SE Louisiana (12/21/11)
	5	GILL, Anthony vs NC (11/25/11)
	5	JACKSON, Lakeem at Elon (11/15/11)
	5	COOKE, Malik at Elon (11/15/11)

2011-12 South Carolina Basketball
South Carolina Opponent High/Low Analysis (as of Feb 06, 2012)
All games

OPPONENT INDIVIDUAL GAME HIGHS

Points	30		Thomas, Deshaun vs Ohio State (12/17/11)
	28		Jones, Maurice vs Southern Cal (11/26/11)
	24		Boynton, Kenny at Florida (2/2/12)
	22		Davis, Anthony vs Kentucky (2/4/12)
	22		Sullivan, Frankie at Auburn (01/21/12)
	22		JOYNER, Terrence vs Miss. Valley State (11/22/11)
Field Goals Made	13		Thomas, Deshaun vs Ohio State (12/17/11)
	9		Davis, Anthony vs Kentucky (2/4/12)
	9		Jones, Maurice vs Southern Cal (11/26/11)
Field Goal Att.	16		Thomas, Deshaun vs Ohio State (12/17/11)
	15		Gabriel, Kenny at Auburn (01/21/12)
	15		Sullivan, Frankie at Auburn (01/21/12)
	15		Jones, Maurice vs Southern Cal (11/26/11)
	15		John Henson vs NC (11/25/11)
FG Pct (min 5 made)	1.000	(6-6)	Yeguete, Will vs Florida (1/14/12)
	.900	(9-10)	Davis, Anthony vs Kentucky (2/4/12)
3-Point FG Made	7		Jones, Maurice vs Southern Cal (11/26/11)
	5		P.J. Hairston vs NC (11/25/11)
3-Point FG Att.	11		Sullivan, Frankie at Auburn (01/21/12)
	10		GILTNER, Kevin vs Wofford (12/28/11)
3-Pt FG Pct (min 2 made)	1.000	(7-7)	Jones, Maurice vs Southern Cal (11/26/11)
	1.000	(3-3)	Lamb, Doron vs Kentucky (2/4/12)
	1.000	(3-3)	HENTON, LaDontae vs Providence College (12/1/11)
	1.000	(2-2)	ODOM, Rod vs Vanderbilt (1/10/12)
Free Throws Made	10		COLEMAN, Gerard vs Providence College (12/1/11)
	8		Boynton, Kenny at Florida (2/2/12)
Free Throw Att.	13		Holloway, Murphy at Ole Miss (01/28/12)
	13		COLEMAN, Gerard vs Providence College (12/1/11)
FT Pct (min 3 made)	1.000	(6-6)	Henry, Terrance at Ole Miss (01/28/12)
	1.000	(6-6)	Sullivan, Frankie at Auburn (01/21/12)
	1.000	(6-6)	TROUTMAN, Lucas at Elon (11/15/11)
	1.000	(5-5)	Buford, William vs Ohio State (12/17/11)
	1.000	(5-5)	COTTON, Bryce vs Providence College (12/1/11)
	1.000	(4-4)	Murphy, Erik vs Florida (1/14/12)
	1.000	(4-4)	GOULBOURNE, Lance vs Vanderbilt (1/10/12)
	1.000	(4-4)	Smith Jr., Lenzelle vs Ohio State (12/17/11)
	1.000	(4-4)	JONES, Falando vs Miss. Valley State (11/22/11)
	1.000	(3-3)	Lamb, Doron vs Kentucky (2/4/12)
	1.000	(3-3)	HENTON, LaDontae vs Providence College (12/1/11)
	1.000	(3-3)	DEDMON, D vs Southern Cal (11/26/11)
Rebounds	11		Beal, Bradley at Florida (2/2/12)
	11		Holloway, Murphy at Ole Miss (01/28/12)
Assists	14		Kendall Marshall vs NC (11/25/11)
	9		TINSLEY, Brad vs Vanderbilt (1/10/12)
Steals	6		Kendall Marshall vs NC (11/25/11)
	4		MAXEY, Jodd vs USC Upstate (12/31/11)
Blocked Shots	8		Davis, Anthony vs Kentucky (2/4/12)
	7		Davis, Anthony at Kentucky (01/07/12)
	7		DIXON, Bilal vs Providence College (12/1/11)
Turnovers	7		Henry, Terrance at Ole Miss (01/28/12)
	6		WASHINGTON, Eric vs Presbyterian (12/13/11)
Fouls	5		EZELI, Festus vs Vanderbilt (1/10/12)
	5		MAXEY, Jodd vs USC Upstate (12/31/11)

5	COLEMAN, Al'Lonzo vs Presbyterian (12/13/11)
5	Hall, Rod at Clemson (12/4/11)
5	JONES,Falando vs Miss. Valley State (11/22/11)
5	JOYNER, Terrence vs Miss. Valley State (11/22/11)
5	THORNTON, Kellen vs Tennessee State (11/20/11)
5	EDOMWONYI, Egheosa at Elon (11/15/11)
5	KING, Tawaski vs Western Carolina (11/11/11)