

SOUTH CAROLINA



Assoc. Media Relations Director: Diana Koval | Office: 803.777.7977 | Cell: 314.369.6050 | Email: dkoval@mailbox.sc.edu | Twitter: @DianaKovalSID
 Website: www.GamecocksOnline.com | Twitter: @GamecockWBB | Instagram: @GamecockWBB | Facebook: @GamecockWBB | Snapchat: @GamecockWBB

Game 8

Dec. 11, 2016 • 3 p.m. • Columbia, S.C. • Colonial Life Arena (18,000)

**South Carolina
Gamecocks**
6-1



vs



**Minnesota
Golden Gophers**
7-3

Ranking: 6/6 (AP/Coaches)

Head Coach: Dawn Staley

Record at South Carolina: 194-77 (9th)

Career Record: 366-157 (17th)

Top Scorer: A'ja Wilson (17.0)

Top Rebounder: Alaina Coates (10.9)

Ranking: -/- (AP/Coaches)

Head Coach: Marlene Stollings

Record at MN: 50-25 (3rd)

Career Record: 97-56 (6th)

Top Scorer: Carlie Wagner (20.7)

Top Rebounder: Jessie Edwards (8.0)

Schedule/Results

Nov. 7 **Benedict (Exh.)** W, 120-49
 Nov. 14 at #7/6 Ohio St. (BTN+) W, 92-80

Basketball Hall of Fame Women's Challenge

Nov. 20 **Hampton (SECN+)** W, 92-38
 Nov. 21 **Maine (SECN+)** W, 79-42
 Nov. 22 **Saint Peter's (SECN+)** W, 93-38
 Nov. 27 vs. #4/4 Louisville (ESPN2) W, 83-59

SEC/Big 12 Challenge

Dec. 1 at #14/15 Texas (ESPN2) W, 76-67

Dec. 4 at Duke L, 63-74

Dec. 11 **Minnesota (SECN)** 3 p.m.

Dec. 15 **Clemson (SECN)** 7 p.m.

Dec. 18 **UCLA (ESPN2)** 2 p.m.

Dec. 21 at Savannah State 6 p.m.

Jan. 1 **Alabama* (ESPN2)** 2 p.m.

Jan. 5 at Auburn* (SECN+) 7 p.m.

Jan. 8 at Florida* (ESPN2) Noon

Jan. 12 **Georgia* (SECN)** 7 p.m.

Jan. 15 at LSU* (SECN+) 3 p.m.

Jan. 19 **Ole Miss* (SECN)** 7 p.m.

Jan. 23 **Mississippi State* (ESPN2)** 7 p.m.

Jan. 26 at Georgia* (SECN) 7 p.m.

Jan. 30 **Tennessee* (ESPN2)** 6 p.m.

Feb. 2 at Kentucky* (SECN) 7 p.m.

Feb. 5 at Arkansas* (ESPN2) 2 p.m.

Feb. 9 **Auburn* (SECN+)** 7 p.m.

Feb. 13 at UConn (ESPN2) 9 p.m.

Feb. 16 **Vanderbilt* (SECN)** 7 p.m.

Feb. 19 at Missouri* (ESPN2) 3 p.m.

Feb. 23 at Texas A&M* (SECN) 9 p.m.

Feb. 26 **Kentucky* (ESPN2/2)** 2/5 p.m.

SEC Tournament (Greenville, S.C.)

Mar. 1 First Round (SECN) TBA

Mar. 2 Second Round (SECN) TBA

Mar. 3 Quarterfinals (SECN) TBA

Mar. 4 Semifinals (ESPN2) TBA

Mar. 5 Final (ESPN2) TBA

All Times Listed as Eastern and are subject to change
 * indicates SEC Game

Game Information

Tickets: \$8 adult, \$4 youth (17 and under)

Doors Open: 2 p.m.

Live Stats: GamecocksOnline.com

Watch On: SEC Network (Pam Ward, play-by-play; Rebecca Lobo, analyst)

Radio: 107.5 The Game (Brad Muller)

Series History

South Carolina Record 3-1
In Columbia 2-0
In Minneapolis 1-1
At Neutral Site 0-0
Last Meeting SC, 79-61, 12/13/05
First Meeting SC, 78-75, 11/27/94
Current Streak Won 1

Last Five Meetings:

Date	Result	Location
12/13/05	W, 79-61	Columbia
1/3/04	L, 53-63	Minneapolis
11/29/95	W, 73-35	Columbia
11/27/94	W, 78-75	Minneapolis












South Carolina Notables

- The Gamecocks are back in the friendly confines of Colonial Life Arena for the first time in nearly three weeks, having not played a home game since Tue., Nov. 22.
- South Carolina has not lost a home game to an unranked non-conference opponent in the Dawn Staley era. Overall, the Gamecocks have lost just once in their last 53 home games.
- The nation's leader in made free throws per game, the Gamecocks average 19.4 per game. They are second in free throw attempts per game (27.7).
- The Gamecocks boast four of the SEC's top-20 scorers this season – A'ja Wilson (6th), Kaela Davis (14th), Allisha Gray (17th) and Alaina Coates (19th) but have NO entries in the league's top 20 for minutes played per game.
- Three of the top nine field goal percentage shooters in the SEC (and top 91 nationally) wear garnet and black this season. Coates leads the SEC and ranks sixth nationally, while Wilson is fourth in the league (38th in the country) and Gray comes in ninth in the conference and 90th in the nation.
- Junior forward A'ja Wilson has been on a tear the last three games, averaging 22.0 points and 7.7 rebounds, including 3.3 offensive boards per game, during the stretch, which included wins over #4/4 Louisville and at #14/15 Texas.

Stat Comparison

SC	MN
6-1	Overall Record 7-3
0-0	Conference Record 0-0
3-0	Home Record 5-1
2-1	Away Record 2-0
1-0	Neutral Record 0-2
82.6	Points Per Game 78.6
56.9	Opp. Points Per Game 71.7
.474	Field Goal %age407
.362	Opp. Field Goal %age375
.300	3-Pt. Field Goal %age330
.276	Opp. 3-Pt. Field Goal %age313
.701	Free Throw %age705
19.4	FTs Made Per Game 14.6
16.3	Assists Per Game 14.3
+4.6	Turnover Margin +0.5
42.9	Rebounds Per Game 47.2
+11.1	Rebounding Margin +2.6
9.7	Steals Per Game 7.9
5.4	Blocked Shots Per Game 3.9

2016-17 South Carolina Media Roster

0		Victoria Patrick 5-8 • Fr. • Guard • Orlando, Fla.	LAST GAME: 3 mins vs. Louisville NOTABLE: Solid shooting guard ... got good minutes in three home games ... No. 25 guard in Class of 2016 ... helped Edgewater HS to state championship in 2014 ... led team with 15.4 ppg as a senior.	Career Highs Pts: 4 vs. Hampton, 11/20/16 Reb: 2 vs. Hampton, 11/20/16 Ast: 1, 2x, vs. SPU, 11/22/16 Stl: 2 vs. Saint Peter's, 11/22/16
		PPG 2.0 RPG 0.6 APG 0.4 FG% .250 FT% .500		
1		Bianca Cuevas-Moore 5-6 • Jr. • Guard • Bronx, N.Y. <i>kway-VAHS</i>	LAST GAME: 9 pts, 2 assts, 2 stls at Duke NOTABLE: Speedy, crafty guard who finishes well in traffic ... continues to mature into PG position, understanding when to attack vs. set up teammates ... 6th in SEC and with 2.4 steals per game.	Career Highs Pts: 21 at Ole Miss, 2/1/15 Reb: 6 at Alabama, 2/22/16 Ast: 6 vs. CSUB, 11/28/15 Stl: 5, 2x, vs. SPU, 11/22/16
		PPG 7.3 RPG 1.4 APG 2.1 FG% .360 FT% .733		
3		Kaela Davis 6-2 • Jr. • Guard • Suwanee, Ga. <i>KAY-luh</i>	LAST GAME: 14 pts, 6 rebs, 2 assts at Duke NOTABLE: Tall, athletic, versatile guard who is 2nd on team in assists and 3rd in rebounds ... 2nd in SEC in 3-pt percentage (.436) and 3s made/gm (2.4) and 14th in scoring ... two-time All-ACC at Ga. Tech.	Career Highs Pts: 37 at Ohio State, 11/14/16 Reb: 10 at Ohio State, 11/14/16 Ast: 5 at Ohio State, 11/14/16 Stl: 3 at Ohio State, 11/14/16
		PPG 14.7 RPG 5.7 APG 2.9 FG% .410 FT% .786		
4		Doniyah Cliney 6-0 • So. • Guard • Newark, N.J. <i>dawn-YAY CLY-nee</i>	LAST GAME: 2 mins at Duke NOTABLE: Athletic guard with good size ... continuing to find feel for the game after playing just second half of 2015-16 season due to hand injury ... great defensive minutes against #4/4 Louisville.	Career Highs Pts: 10 vs. Florida, 2/11/16 Reb: 8 vs. Saint Peter's, 11/22/16 Ast: 4 vs. Maine, 11/21/16 Stl: 3 vs. Georgia, 2/18/16
		PPG 1.7 RPG 2.6 APG 0.7 FG% .333 FT% .625		
10		Alisha Gray 6-0 • Jr. • Guard • Sandersville, Ga. <i>uh-LEE-shuh</i>	LAST GAME: 11 pts, 6 rebs, 6 assts at Duke NOTABLE: Steady contributor in every area ... scored double figures six times, 4+ assists three times, 5+ rebs three times ... 9th in SEC in FG%, 17th in scoring, 3rd A:TO ratio ... 1st-team All-ACC at UNC.	Career Highs Pts: 24 at Ohio State, 11/14/16 Reb: 8 vs. Saint Peter's, 11/22/16 Ast: 6 at Duke, 12/4/16 Stl: 2, 2x, vs. Hampton, 11/20/16
		PPG 14.1 RPG 4.6 APG 3.0 FG% .507 FT% .741		
12		Araion Bradshaw 5-6 • Fr. • Guard • Boston, Mass. <i>R-ee-on</i>	LAST GAME: 4 mins vs. Louisville NOTABLE: Scrappy guard ... got good minutes in three home games ... rated No. 10 guard in 2016 class ... helped Tabor Academy to back-to-back appearances in state tournament finals.	Career Highs Pts: 3 vs. Saint Peter's, 11/22/16 Reb: 1 vs. Hampton, 11/20/16 Ast: 1, 3x, vs. SPU, 11/22/16 Stl: 2 vs. Hampton, 11/20/16
		PPG 0.6 RPG 0.2 APG 0.6 FG% .333 FT% --		
15		Tiffany Davis 5-7 • Sr. • Guard • Houston, Texas	LAST GAME: 1 reb, 3 mins at Duke NOTABLE: Missed 2015-16 after knee injury in September ... has played just two full seasons due to injuries ... selected to be a team captain ... gave great minutes off the bench against #4/4 Louisville.	Career Highs Pts: 11 vs. Ole Miss, 1/30/14 Reb: 6 at Arkansas, 1/2/14 Ast: 3, 4x, vs. SC St., 12/22/13 Stl: 5 vs. Elon, 11/9/12
		PPG 1.2 RPG 1.7 APG 0.3 FG% .222 FT% .600		
21		Mikiah Herbert Harrigan 6-2 • Fr. • For. • Pembroke Pines, Fla.. <i>muh-KEE-uh</i>	LAST GAME: 3 rebs, 1 asst, 8 mins at Duke NOTABLE: Versatile forward with skill on both ends of the court ... has scored in double figures twice ... helped Flanagan to four district titles ... FBCA 8A Player of the Year.	Career Highs Pts: 13 vs. Maine, 11/21/16 Reb: 8 vs. Maine, 11/21/16 Blk: 2, 2x, vs. SPU, 11/22/16 Stl: 2 vs. Saint Peter's, 11/22/16
		PPG 6.7 RPG 4.7 BPG 0.9 FG% .487 FT% .643		
22		A'ja Wilson 6-5 • Jr. • Forward • Hopkins, S.C. <i>A-zhub</i>	LAST GAME: 18 pts, 6 rebs, 1 blk at Duke NOTABLE: Proven talent and versatile post player ... team captain ... leads SEC in blocks/game (28th in nation), 4th in FG%, 16th in ppg ... rated #1 in nation by espnW and consensus preseason All-America.	Career Highs Pts: 31 at Texas, 12/2/16 Reb: 19 at Kentucky, 3/1/15 Blk: 8, 2x, vs. TAMU, 1/17/16 Stl: 4 vs. Syracuse, 3/25/16
		PPG 17.0 RPG 5.9 BPG 2.6 FG% .569 FT% .712		
41		Alaina Coates 6-4 • Sr. • Center • Irmo, S.C. <i>uh-LAY-nuh COATS</i>	LAST GAME: 8 pts, 5 rebs, 2 blks at Duke NOTABLE: Dominant force inside as true center ... good passer out of post and in high-low action ... team captain ... 7th in nation in FG %age, 16th in rpg and 22nd in double-doubles (4) ... rated #9 in nation by espnW.	Career Highs Pts: 29 vs. Winthrop, 12/13/15 Reb: 18 at Alabama, 2/22/16 Blk: 10 vs. Winthrop, 12/13/15 Ast: 6 at Texas A&M, 1/31/16
		PPG 13.9 RPG 10.9 BPG 1.4 FG% .667 FT% .636		
52		Tyasha Harris 5-10 • Fr. • Guard • Noblesville, Ind. <i>ty-A-shuh</i>	LAST GAME: 3 pts, 1 reb, 1 asst at Duke NOTABLE: Poised, quick and decisive point guard ... great defensively/solid with ball last 2 games ... won gold at FIBA U18 Americas Championship ... helped HS to 3 state titles ... finalist for Indiana's Miss Basketball.	Career Highs Pts: 10 at Texas, 12/1/16 Reb: 2, 2x, vs. Maine, 11/21/16 Ast: 6 vs. Louisville, 11/27/16 Stl: 3 at Texas, 12/1/16
		PPG 4.3 RPG 0.9 APG 2.3 FG% .357 FT% .700		

Starter Reserve

Five Second Count

South Carolina is one of three programs in the nation to appear in every AP top 10 since the start of the 2014-15 season. The Gamecocks have played in four of the last five NCAA Sweet 16s, including the 2015 Final Four. In the SEC, South Carolina is the three-time reigning regular-season champion, including last season's 16-0 record, and claimed the last two SEC Tournaments.

Quick Facts

The University

Location: Columbia, S.C.

Founded: 1801

Enrollment: 33,724

Colors: Garnet (PMS 202C) and Black

Nickname: Gamecocks

Conference: Southeastern

President: Dr. Harris Pastides

Athletics Director: Ray Tanner

Facility: Colonial Life Arena (18,000)

Coaching Staff

Head Coach: Dawn Staley

Alma Mater: Virginia, 1992

Overall Record: 366-157 (17th season)

School Record: 194-77 (9th season)

Assoc. Head Coach (Alma Mater):

Lisa Boyer (Ithaca, 1979)

Assistant Coaches (Alma Mater):

Nikki McCray-Penson (Tennessee, 1995)

Fred Chmiel (Excelsior, 2001)

Team Information

2015-16 Record: 33-2

Home: 16-1 Away: 11-0 Neutral: 6-1

SEC Record (Finish): 16-0 (1st)

Home: 8-0 Away: 8-0

Letterwinners Returning/Lost: 5/7

Starters Returning/Lost: 2/3

Program History

First Year of Women's Basketball: 1974-75

All-Time Record: 774-506 (43rd season)

All-Time SEC Record: 147-200 (26th season)

NCAA Appearances (Last): 13 (2016)

NCAA Tournament Record: 19-13

2016 NCAA Result: Sweet 16, L 72-80, Syracuse, Sioux Falls, S.C.

WNIT Appearances (Last): 4 (2011)

WNIT Record: 3-4

Media Relations

Women's Basketball Contact: Diana Koval

Office: 803.777.7977

Cell: 314.369.6050

Email: dkoval@mailbox.sc.edu

Press Row Phone: 803.777.6182

Athletics Department on the Web

Website: GamecocksOnline.com

Twitter: @GamecocksOnline

Instagram: @GamecocksOnline

Facebook: Facebook.com/GamecocksOnline

YouTube: YouTube.com/GamecocksOnline

Women's Basketball on Twitter

Team: @GamecockWBB

Head Coach: @DawnStaley

By the Numbers

- 1 Team this season that has outscored South Carolina in the paint – Duke (Dec. 4)
- 2 30-point games by a Gamecock this season, the most since 2002-03
- 3 Games in which at least one reserve Gamecock has scored in double figures, including two of South Carolina's three games against ranked opponents
- 4 Games in which a Gamecock opponent has had at least one player foul out
- 6 Games this season in which South Carolina has assisted on at least half of its made field goals
- 23.0 Points per second quarter by the Gamecocks this season, their highest-scoring quarter
- 46 Career double-doubles by Alaina Coates, the most by any active player in NCAA Div. I

Minnesota Series Notes

South Carolina leads the series against Minnesota 3-1, although the programs have not met since Dec. 13, 2005. The Gamecocks and Golden Gophers have twice scheduled home-and-home series with the first coming in the 1994-95 season.

The Gamecocks claimed the inaugural meeting 78-75 in Minneapolis then dominated the Golden Gophers in the return game 73-35 on Nov. 29, 1995. Minnesota defended its home court with a 63-53 win on Jan. 3, 2004, as did South Carolina in a 79-61 victory on Dec. 13, 2005.

Holding Home Court

The Gamecocks are 410-154 all-time on their home court, including a 168-59 mark in Colonial Life Arena. South Carolina is 103-26 at home during the Dawn Staley era and has lost just once in its last 53 home games, including undefeated

Current Streaks

	Total	Home	Road	Neut.
Overall	L1	W8	L1	W1
SEC	W16	W26	W8	—
Non-Conference	L1	W5	L1	W1
Ranked Teams	W3	W1	W6	W1

home seasons in 2013-14 and 2014-15.

The Gamecocks' last home loss to an unranked opponent was Feb. 27, 2011, overtime decision to Vanderbilt (60-74). Staley has not lost to an unranked non-conference opponent in Colonial Life Arena.

Rankings Review

Ranked sixth in this week's AP Poll, the Gamecocks are in the midst of the nation's third-longest active top-10 ranking streak (55), trailing just UConn (218) and Notre Dame (111) and well ahead of fourth-place Baylor (40).

Tough Tasks

Head coach Dawn Staley did not shy away from a challenging schedule this season, despite having to replace five seniors from last season's squad. The Gamecocks' schedule is ranked the seventh-toughest in the nation based on opponent winning percentage (.737).

South Carolina's schedule features 10 games against teams ranked in either the AP or USA Today Coaches Top 25 this week, including four against this week's top-10 teams. Just three of those 10 games are home games for the Gamecocks.

The Gamecocks are currently 3-0 against ranked opponents.

League Legends

The Gamecocks are the only team in the nation to boast two former WNBA All-Stars on

Gamecocks in the Rankings

(SEC through games of 12/8; NCAA through games of 12/7)

Team	SEC	NCAA	Actual		SEC	NCAA	Actual
Alaina Coates							
Scoring	2	19	82.6	SEC	19	—	13.9
Scoring Defense	5	54	56.9	NCAA	2	16	10.9
Scoring Margin	2	11	+25.7	SEC	3	—	3.7
Field Goal Percentage	2	18	.474	NCAA	9	134	1.4
Field Goal %age Def.	8	83	.362	SEC	1	7	.667
3-Point FG %age	9	216	.300	NCAA	3	22	4.0
3-Point FG %age Def.	5	65	.276	SEC	6	95	2.4
3-Point FG Made/Gm.	9	227	5.1	NCAA	6	95	2.4
Free Throw Percentage	8	129	.701	SEC	6	95	2.4
Rebounding Offense	4	—	42.9	NCAA	6	95	2.4
Rebounding Defense	4	—	31.7	SEC	6	95	2.4
Rebounding Margin	4	19	+11.1	NCAA	6	95	2.4
Assists Per Game	3	56	16.3	SEC	6	95	2.4
Steals Per Game	6	80	9.7	NCAA	6	95	2.4
Turnover Margin	6	49	+4.6	SEC	6	95	2.4
Turnovers Per Game	—	26	13.4	NCAA	6	95	2.4
Assist-to-Turnover Ratio	2	34	1.2	SEC	6	95	2.4
Blocked Shots Per Game	1	32	5.4	NCAA	6	95	2.4
Home Attendance Avg.	1	1	11,436	SEC	6	95	2.4
Bianca Cuevas-Moore							
Steals Per Game	6	95	2.4	NCAA	6	95	2.4
Kaela Davis							
Scoring	14	202	14.7	SEC	14	202	14.7
Free Throw Percentage	10	178	.786	NCAA	10	178	.786
3-Pt FG Percentage	2	59	.436	SEC	2	59	.436
3-Pt FG Made Per Game	2	82	2.4	NCAA	2	82	2.4
Allisha Gray							
Scoring	17	—	14.1	SEC	17	—	14.1
Field Goal Percentage	9	91	.507	NCAA	9	91	.507
Assist-to-Turnover Ratio	3	40	2.6	SEC	3	40	2.6
A'ja Wilson							
Scoring	6	89	17.0	SEC	6	89	17.0
Field Goal Percentage	4	38	.569	NCAA	4	38	.569
Blocked Shots Per Game	1	28	2.6	SEC	1	28	2.6

their coaching staff in head coach Dawn Staley and assistant coach Nikki McCray-Penson. Five other programs tout multiple WNBA alums – Miami, Notre Dame, Penn State, Texas and Vanderbilt – but only Beth Cunningham at Notre Dame and Tina Thompson at Texas earned All-Star status at least once in their time in the league.

South Carolina has the added bonus of its other two coaches – associate head coach Lisa Boyer and assistant coach Fred Chmiel – having experience coaching in the WNBA as well.

Alai-ja Awaits

Opponents may be inclined to think of the paint as the Gamecock-owned continent of Alai-ja as senior center Alaina Coates and junior forward A'ja Wilson have firmly planted the flag in the lane on both ends of the court. Earning All-America and First-Team All-SEC status last season, the duo averaged a combined 27.3 points, 18.5 rebounds and 4.2 blocks. In the Gamecocks' 15 games against ranked opponents, the pair was even more dominant with 29.7 points per game, 20.3 rebounds per contest and 4.9 blocks per outing.

Both were on numerous preseason All-America lists this season with Wilson grabbing 32 of a possible 33 first-team votes from the Associated Press. ESPN tapped Wilson as the top player in the nation this season as well, naming Coates the No. 9 player.

Through seven games this season, the pair

combine to average 30.9 points and 16.7 rebounds while shooting a combined 61.2 percent (79-of-129) from the field.

Quarter Breakdown

Through seven games this season, South Carolina has out-cored its opponent in all but five quarters. The Gamecocks have out-paced their opponent by double digits nine times in the 28 quarters, including a season-high differential of 25 points (37-12) in the first quarter against Saint Peter's (Nov. 22).

South Carolina has shot at least 50.0 percent from the field 10 times in its 28 quarters of action, led by a its 71.4 percent accuracy in the first quarter against Saint Peter's (Nov. 22). The Gamecocks' 37 points in that quarter are the most for the program since the NCAA went to the format for the 2015-16 season.

Here's a more detailed look at the quarter-by-quarter production for the Gamecocks this season:

Qtr.	SC/Opp Avg. Pts	SC/Opp FG%	Avg. Pts. Margin
1	20.3/14.3	.466/.382	+6.0
2	23.0/14.3	.532/.363	+8.7
3	20.7/14.9	.467/.370	+5.9
4	18.6/13.4	.427/.330	+5.1

Individually, junior guard Kaela Davis leads the Gamecocks with four double-digit scoring quarters. Senior center Alaina Coates' 12 points in the second quarter against Hampton are the most in any quarter this season.

Location, Location, Location

South Carolina averages 42.6 points in the paint this season, making up 51.6 percent of the Gamecocks' offense. Just one opponent has out-scored South Carolina in the paint this season – Duke (42-32; 12/3/16), and the Gamecocks have out-paced their opponents in that space by 18.6 points per game. Their interior advantage has been at least 20 points three times, including a season-high 44 points against Maine (Nov. 21). In three games against ranked opponents, South Carolina has out-scored its opponent 118-84 in the paint.

They're Free, Take Two!

South Carolina ranks 24th in the nation in both free throws made and attempted, all while playing 1-4 fewer games than all but one team ranked ahead of them.

The Gamecocks are the only team in the nation averaging at least 19.0 made free throws (19.4) and one of two teams averaging at least 27.0 free throw attempts (27.71). Milwaukee is next in line in average free throws made at 18.9, while Alabama leads the Gamecocks in free throw attempts per game with 28.1.

SEC Active

Senior Alaina Coates and junior A'ja Wilson feature prominently in the SEC's active leader boards this season.

Coates is running away with the double-

Record Book Watch

The Gamecocks' starting frontcourt of Alaina Coates and A'ja Wilson are moving up the career record books quickly. Here's their current standing:

Free Throws Made

Player	Gms	FTM
1. Shannon Johnson (1993-96)	109	478
2. Martha Parker (1986-89)	124	473
3. Tiffany Mitchell (2013-16)	139	447
4. Sheila Foster (1979-82)	134	418
5. Jocelyn Penn (1999-03)	117	411
6. Nikki Miars (1996-99)	108	357
7. Alaina Coates (2014-present)	112	348
8. Annie Lester (1997-2000)	110	333
9. Aleighsa Welch (2012-15)	137	329
10. Marsha Williams (1990-93)	116	319

Free Throw Attempts

Player	Gms	FTA
1. Shannon Johnson (1993-96)	109	679
2. Martha Parker (1986-89)	124	641
3. Sheila Foster (1979-82)	134	624
4. Jocelyn Penn (1999-03)	117	604
5. Tiffany Mitchell (2013-16)	139	578
6. Alaina Coates (2014-present)	112	545
Aleighsa Welch (2012-15)	137	545
8. Marsha Williams (1990-93)	116	513
9. Nikki Miars (1996-99)	108	474
10. Annie Lester (1997-2000)	110	455

Rebounds

Player	Gms	Reb.
1. Sheila Foster (1979-82)	134	1427
2. Marsha Williams (1990-93)	116	1026
3. Alaina Coates (2014-present)	112	1006
4. Aleighsa Welch (2012-15)	137	956
5. Schonna Banner (1987-90)	125	901
6. Sharon Gilmore (1983-86)	110	882
7. Denise Nanney (1975-77)	78	877
8. Brantley Southers (1982-86)	120	862
9. Petra Ujhelyi (2000-03)	119	834
10. Katrina Anderson (1978-79)	71	805

Offensive Rebounds (Since 1987-88)

Player	Gms	Reb.
1. Aleighsa Welch (2012-15)	137	449
2. Marsha Williams (1990-93)	116	427
3. Annie Lester (1997-2000)	110	348
4. Jocelyn Penn (1999-03)	117	345
5. Ashley Bruner (2010-13)	128	338
6. Alaina Coates (2014-present)	112	314
7. Demetress Adams (2006-09)	112	274
8. Petra Ujhelyi (2000-03)	119	255
9. Michelle Murray (1990-93)	96	254
10. Charenee Stephens (2009-12)	110	253

Double-Doubles

Player	Gms	Dbl-Dbl.
1. Sheila Foster (1979-82)	134	72
2. Alaina Coates (2014-present)	112	46
3. Marsha Williams (1990-93)	116	44
4. Denise Nanney (1975-77)	78	42
5. Katrina Anderson (1978-79)	71	41
6. Sharon Gilmore (1983-86)	110	32
7. Brantley Southers (1982-86)	120	29
8. Beth Hunt (1989-90)	63	27
9. Schonna Banner (1987-90)	125	25
10. Aleighsa Welch (2012-15)	137	24
— A'ja Wilson (2015-present)	77	20

Blocked Shots

Player	Gms	Blk
1. A'ja Wilson (2015-present)	77	187
2. Alaina Coates (2014-present)	112	181
Lakesha Tolliver (2004-07)	112	177
4. Elem Ibiam (2012-15)	126	164
5. Michelle Murray (1990-93)	96	148
6. Petra Ujhelyi (2000-03)	119	143
7. Demetress Adams (2006-09)	112	140
8. Ilona Burgrova (2005-08)	123	133
9. Aleighsa Welch (2012-15)	137	130
10. Iva Sliskovic (2004-07)	119	114

Gamecocks in 2016-17 National Polls

Poll	Pre	11/14	11/21	11/28	12/5	12/12	12/19	12/26	1/2	1/9	1/16	1/23	1/30	2/6	2/13	2/20	2/27	3/6	3/12	Final
Associated Press	4	4	3	3	6															
Coaches	3	3	3	3	6															

double chart at 46 and the rebounding mark at 1,006 – more than 350 more than the second-place player. Coates' 181 career blocks are just behind league leader Wilson's 186, more than 60 ahead of third place. Coates is fourth in scoring at 1,338 and in field goals made (495).

In addition to leading the blocks list, Wilson is third in double-doubles with 20 and sixth in scoring with 1,135 career points. She is fourth in rebounding (571).

This is 30

With 30-point games already this season by juniors Kaela Davis (37 at #7/6 Ohio State, 11/14) and A'ja Wilson (31 at #14/15 Texas, 12/1), the Gamecocks have more 30-point games in a season since the 2002-03 season when Jocelyn Penn recorded three such outings, none of which were against a ranked opponent.

The program record for 30-point games in a season is six with the most recent coming in 1994-95. In each of the three seasons with six 30-point games, every game was recorded by the same Gamecock. Shannon Johnson posted six in 1994-95 to duplicate her effort in 1993-94. Beth Hunt originally set the record with her six 30-point games in the 1989-90 campaign. The only 30-point outing against a ranked opponent in those three seasons was Beth Hunt's 34-point showing in a losing effort at then-No. 18 Southern Miss.

Individually, only eight 30-point games by a Gamecock have come against ranked opponents, including this season's showings from Davis and Wilson. Davis' 37 points is the most in a game against a ranked opponent and was the first since Johnson netted 35 against then-#5 Tennessee on Feb. 15, 1996, which until Davis' 37 was the highest-scoring game against a ranked opponent in program history.

Here's a list of the Gamecocks' individual 30-point games against a ranked opponent:

Pts.	Player	Opp.	Date
37	K. Davis	at #7/6 Ohio St.	11/14/16
35	S. Johnson	#5 Tennessee	2/15/96
34	B. Hunt	#18 Southern Miss	1/29/90
32	S. Johnson	#2 Tennessee	2/8/94
32	Ma. Williams	#22 Florida St.	2/4/91
32	K. Anderson	vs. #14 Memphis	3/4/78
31	A. Wilson	at #14/15 Texas	12/1/16
30	B. Southers	#19 Clemson	12/3/83

Great Gamecock Fans

With over 10,000 season-ticket holders for the second-straight season, South Carolina leads the nation in average attendance at 11,436 and is the only program drawing at last 10,000 fans per game. Of the five games this season to draw five-digit fans, the Gamecocks own three of them.

The Gamecocks have posted the highest average attendance at the end of the last two seasons and have enjoyed steady fan growth over the last five years – 3,952 in 2012-13; 6,371 in 2013-14; 12,293 in 2014-15; 14,364 in 2015-16.

2016-17 Double-Doubles

Alaina Coates (4)

11/14	at Ohio State	10 pts/13 rebs
11/20	Hampton	28 pts/16 rebs
11/21	Maine	12 pts/14 rebs
11/27	vs. Louisville	17 pts/14 rebs

Kaela Davis (1)

11/14	at Ohio State	37 pts/10 rebs
-------	---------------	----------------

A'ja Wilson (1)

12/1	at Texas	31 pts/12 rebs
------	----------	----------------

Fourth Follow-Up?

The Gamecocks enter the 2016-17 season as the three-time reigning SEC regular-season champions, becoming just the third program to win three straight titles, joining Tennessee (2000-04 and 1993-95) and Auburn (1987-89).

SEC coaches and the media picked the Gamecocks to claim the conference title again this season. The league has had the same champion four straight seasons just once before when

2016-17 Awards

Alaina Coates

Two-time SEC Player of the Week (11/15-21; 11/22-28)

Rated No. 9 player in the nation by espnW
Naismith Trophy Top 50 Preseason Watch List
Wade Watch List (Preseason)
Preseason All-America Second Team (espnW, Lindy's, Sporting News)
Preseason All-SEC First Team (Media, Coaches)

Kaela Davis

Naismith Trophy Top 50 Preseason Watch List

Allisha Gray

Naismith Trophy Top 50 Preseason Watch List

A'ja Wilson

Rated No. 1 player in the nation by espnW
Naismith Trophy Top 50 Preseason Watch List
Wade Watch List (Preseason)
Preseason All-America First Team (AP, espnW, Athlon, Lindy's, Sporting News)
Preseason SEC Player of the Year (Media, Coaches)
Preseason All-SEC First Team (Media, Coaches)

Team

Preseason Rankings – #2 USBWA; #3 USA Today/Coaches, ESPN, Athlon; #4 AP, Lindy's; #6 Sporting News; #7 SLAM
Predicted SEC Champion (Media, Coaches)

The Staley Era

In her ninth season at the South Carolina helm, head coach Dawn Staley has guided the program to unprecedented success not just in the SEC but on the national stage as well. Staley led the program to its first ever No. 1 ranking in both the AP and USA Today/Coaches Poll. She also delivered the first SEC regular-season and tournament championships. In fact, Staley has accounted for 83 of the program's all-time 147 SEC regular-season victories – 56.5 percent in just eight of the 25 seasons the Gamecocks have been in the league.

The Staley Era (2008-09 through present)

Wins	
30-Win Seasons	2
25-Win Seasons	5
20-Win Seasons	5
Winning Seasons	6

National Rankings

Weeks in the AP Top 25	83
Weeks in the AP Top 10	56
Weeks in the AP Top 3	42
Weeks at AP No. 1	12

Postseason

NCAA Tournament Appearances	5
NCAA Sweet 16s	4
NCAA Final Fours	1

In the SEC

Regular-Season Championships	3
Regular-Season Top 5 Finishes	6
Tournament Championships	2
Double-Digit Wins	5

Pre-Staley in the SEC (1991-92 through 2007-08)

Wins	
30-Win Seasons	0
25-Win Seasons	1
20-Win Seasons	2
Winning Seasons	

National Rankings

Weeks in the AP Top 25	32
Weeks in the AP Top 10	6
Weeks in the AP Top 3	0
Weeks at AP No. 1	0

Postseason

NCAA Tournament Appearances	2
NCAA Sweet 16s	1
NCAA Final Fours	0

In the SEC

Regular-Season Championships	0
Regular-Season Top 5 Finishes	2
Tournament Championships	0
Double-Digit Wins	1

Pre-Staley All-Time (1974-75 through 2007-08)

Wins	
30-Win Seasons	1
25-Win Seasons	3
20-Win Seasons	9
Winning Seasons	

National Rankings

Weeks in the AP Top 25	130
Weeks in the AP Top 10	31
Weeks in the AP Top 3	6
Weeks at AP No. 1	0

Postseason

NCAA Tournament Appearances	8
NCAA Sweet 16s	3
NCAA Final Fours	0

In Conference (SEC and Metro 1983-84 thru 1990-91)

Regular-Season Championships	5
Regular-Season Top 5 Finishes	10
Tournament Championships	3
Double-Digit Wins	5

Tennessee claimed its fourth straight in 2003 en route to the league-record five consecutive titles (2000-04).

Four x 1,000

South Carolina boasts four 1,000-point scorers on this season's roster, led by Alaina Coates (1,338) and A'ja Wilson (1,135). Junior transfers Kaela Davis (1,349 – includes 1,246 at Georgia Tech) and Allisha Gray (1,152 – includes 1,053 at North Carolina). All four were first-team all-conference selections last season as well.

Back in (Garnet and) Black

The Gamecocks return four letterwinners from last season with a fifth, Tiffany Davis, returning after missing 2015-16 due to injury. Five of those six letterwinners are junior and seniors.

Miscellaneous Stats			
Triple-Doubles	2016-17	Career	Record
Alaina Coates	0	1	1-0
Double-Doubles	2016-17	Career	Record
Alaina Coates	4	46	44-2
A'ja Wilson	1	20	18-2
Kaela Davis	1	1	1-0
30+ Points	2016-17	Career	Record
Kaela Davis	1	1	1-0
A'ja Wilson	1	1	1-0
20+ Points	2016-17	Career	Record
A'ja Wilson	2	14	13-1
Alaina Coates	1	13	12-1
Kaela Davis	1	1	1-0
Allisha Gray	1	1	1-0
Bianca Cuevas-Moore	0	2	2-0
10+ Points	2016-17	Career	Record
A'ja Wilson	6	63	57-6
Kaela Davis	6	6	5-1
Allisha Gray	6	6	5-1
Alaina Coates	5	77	74-3
M. Herbert Harrigan	2	2	2-0
Bianca Cuevas-Moore	1	17	17-0
Tyasha Harris	1	1	1-0
Doniyah Cliney	0	1	1-0
Tiffany Davis	0	1	1-0
10+ Rebounds	2016-17	Career	Record
Alaina Coates	4	53	53-1
A'ja Wilson	1	21	19-2
Kaela Davis	1	1	1-0
5+ Assists	2016-17	Career	Record
Kaela Davis	2	2	2-0
Allisha Gray	2	2	1-1
Tyasha Harris	1	1	1-0
A'ja Wilson	1	1	1-0
Bianca Cuevas-Moore	0	6	6-0
Alaina Coates	0	1	1-0
5+ Steals	2016-17	Career	Record
Bianca Cuevas-Moore	1	2	2-0
Tiffany Davis	0	1	1-0
5+ Blocks	2016-17	Career	Record
A'ja Wilson	0	7	6-1
Alaina Coates	0	4	4-0

New Faces

Five new Gamecocks join the fold this season with the four freshmen taking the court right away. Junior forward Alexis Jennings will sit out this season due to NCAA transfer rules.

Guard Tyasha Harris (Noblesville, Ind.) headlines the freshman class, coming off a summer spent helping the U.S. to its seventh-straight gold medal in the FIBA U18 Americas Championship. Araion Bradshaw (Hyde Park, Mass.) and Victoria Patrick (Orlando, Fla.) join her in the guard spot. Bradshaw is point guard with good court vision, and Patrick comes in as a scorer to help stretch the floor. Forward Mikiah Herbert Harrigan rounds out the class, bringing athleticism, speed and perimeter shooting to the team.

The quartet combines to play 51.7 minutes per game, while contributing 12.9 points per game. Harris leads the group in minutes at 21.7 per game, and Herbert Harrigan is on top of the scoring average at 6.7.

The Amazing Technicolor Dream Coates

Senior center Alaina Coates has started the 2016-17 season on a mission and with a passion that is on display every minute she is on the court. The result has her averaging a double-double (13.9

ppg/10.9 rpg) and ranked among the nation's top 20 in field goal percentage (7th, .667), rebounding (16th) and double-doubles (22nd, 4).

Games Led Team In...

(Tied for team lead in each category included)

Scoring	2016-17	Career	Record
A'ja Wilson	4	34	30-4
Alaina Coates	3	22	20-2
Kaela Davis	1	1	1-0
Allisha Gray	1	1	1-0
Bianca Cuevas-Moore	0	3	3-0
Rebounding	2016-17	Career	Record
Alaina Coates	4	62	58-4
A'ja Wilson	2	25	23-2
Allisha Gray	2	2	1-1
Doniyah Cliney	1	1	1-0
Kaela Davis	1	1	0-1
Assists	2016-17	Career	Record
Kaela Davis	2	2	2-0
Bianca Cuevas-Moore	1	12	11-1
A'ja Wilson	1	2	2-0
Doniyah Cliney	1	1	1-0
Allisha Gray	1	1	0-1
Tyasha Harris	1	1	1-0
M. Herbert Harrigan	1	1	1-0
Alaina Coates	0	3	3-0

2016-17 Scoring Differentials

Largest lead in a win	by 57 (93-36), 4th-1:37, vs. Saint Peter's, 11/22
Largest deficit overcome to win	by 4 (10-14), 1st-3:19, at Texas, 12/1
.....by 4 (14-18), 1st-3:16, vs. Louisville, 11/27
Largest lead given up in a loss	by 11 (16-5), 1st-3:46, at Duke, 12/4
Largest deficit in a loss	by 12 (74-62), 4th-0:38

Team Specialty Stats

South Carolina-Opponent

	Pts. in Paint	Pts. Off TOs	2nd Chance Pts	Fast Break Pts
11/14 at OSU	44-30	16-17	13-12	18-12
11/20 HU	46-20	35-2	23-7	12-3
11/21 Maine	52-8	20-7	14-2	11-0
11/22 SPU	50-14	30-8	17-9	26-0
11/27 vs. UL	40-24	18-15	20-5	14-2
12/1 at Texas	34-30	14-7	14-16	2-8
12/4 at Duke	32-42	18-28	14-15	9-12
12/11 Minn.				
12/15 Clem.				
12/18 UCLA				
12/21 at SSU				
1/1 Ala.				
1/5 at Aub.				
1/8 at Fla.				
1/12 UGa				
1/15 at LSU				
1/19 Miss.				
1/23 MSU				
1/26 at UGa				
1/30 Tenn.				
2/2 at UK				
2/5 at Ark.				
2/9 Aub.				
2/13 at UConn				
2/16 Vandy				
2/19 at Mizz.				
2/23 at TAMU				
2/26 UK				
Season Avg.	42.6-24.0	21.6-12.0	16.4-9.4	13.1-5.3

Starters vs. Bench Points

	SC Starters	Opp. Starters	SC Bench	Opp. Bench
11/14 at OSU	85	76	7	4
11/20 HU	71	23	21	15
11/21 Maine	53	16	26	26
11/22 SPU	68	28	25	10
11/27 vs. UL	68	34	15	25
12/1 at Texas	64	47	12	20
12/4 at Duke	60	62	3	12
12/11 Minn.				
12/15 Clem.				
12/18 UCLA				
12/21 at SSU				
1/1 Ala.				
1/5 at Aub.				
1/8 at Fla.				
1/12 UGa				
1/15 at LSU				
1/19 Miss.				
1/23 MSU				
1/26 at UGa				
1/30 Tenn.				
2/2 at UK				
2/5 at Ark.				
2/9 Aub.				
2/13 at UConn				
2/16 Vandy				
2/19 at Mizz.				
2/23 at TAMU				
2/26 UK				
Season Avg.	67.0	40.9	15.6	16.0

In the midst of one of the most productive careers for a post player in South Carolina history, Coates became the third Gamecock all-time to reach the 1,000-rebound plateau, hitting the mark in a strong second-half effort at #14/15 Texas (Dec. 1). At 1,006 career boards, she trails Marsha Williams' second-place total by 20 rebounds and is 421 off the school record, which has been held by Sheila Foster since 1982.

Coates' 46 career double-doubles are second in program history, trailing only Foster's school-record 72. The Irmo, S.C., native is also a defensive force, ranking second in career blocked shots at 181, just behind teammate A'ja Wilson's 185.

AW = All-World

In her third season at South Carolina, junior forward A'ja Wilson is already one of the most decorated Gamecocks in program history as a three-time All-American, the reigning SEC Player and Defensive Player of the Year and a finalist for all three national player of the year awards last season.

This season, Wilson shrugged off a foul-plagued season opener to score double figures in every other game this season, including a career-high 31 points to power home a win at #14/15 Texas (Dec. 1). The outburst moved her up the SEC scoring standings into sixth with 17.0 points per game, and her 56.9 percent field goal shooting is fourth in the SEC and 38th in the nation.

Defensively, Wilson is just as strong as last season when she set the school record for blocked shots in a season with 103. This season, her 2.6 blocks per game lead the SEC and rank 28th in the nation. She broke the school record for career blocks (previously 177) with two against Saint Peter's (Nov. 22) and now sits at 186 in just 77 career games played.

KD for 3

Junior transfer Kaela Davis wasted little time making her mark on the Gamecock program, opening her South Carolina career with a 37-point, 10-rebound, five-assist effort at No. 7/6 Ohio State (Nov. 14). Her 2.4 made 3s per

game rank her second in the SEC, as does her 43.6 percent shooting from beyond the arc. With 14.7 points per game, she ranks 14th in the league in scoring.

Davis established herself as an elite scorer in two seasons at Georgia Tech, where she became the fastest Yellow Jacket to 1,000 career points, needing just 52 games to hit the mark, and was a two-time First-Team All-ACC selection.

So far at South Carolina Davis has proven to be much more, showing the ability and willingness to play a variety of positions. She is second on the team in assists at 2.9 per game and in steals with a 1.3 average, while ranking third in rebounding at 5.7 per contest.

Gray Area

Junior transfer Allisha Gray may be the Gamecocks' most quiet and consistent offensive power, scoring in double figures in all but one game this season, including opening her inaugural Gamecock season with five straight double-digit scoring outings.

The unassuming six-foot guard amassed 1,000 points in her first two seasons at North Carolina and kicked off her South Carolina career with a 24-point outing at No. 7/6 Ohio State that included 10-of-18 shooting and some of the most momentum-killing baskets of the game. With sniper-like accuracy, she scores 14.1 points per game (17th in the SEC) on 50.7 percent shooting, which is good for ninth in the SEC and 91st in the nation.

Gray's contributions go beyond the scoring column, though. She leads the team with 21 assists (3.0 avg), including five games of at least three, and is third in the SEC in assist-to-turnover ratio (2.6), which ranks 40th in the country. Gray also adds 4.6 rebounds per game with three games of six or more boards. In fact, she led the team in rebounding against Saint Peter's (Nov. 22) with eight and averages 4.4 per contest.

Bronx Bandit

Earning a steady starting role for the first time in her career, point guard Bianca Cuevas-Moore is directing the team on both sides of

the ball with the maturity typical of a junior playing the position under Staley. The transition has Cuevas-Moore balancing her blazing speed and instinct to attack with abandon against her improved communication and ability to set up her teammates. She has multiple assists in all but one game this season and has committed multiple turnovers just twice through seven games.

AP Top 25

(Week of 12/5)

1. Connecticut	7-0
2. Notre Dame	8-0
3. Baylor	9-1
4. Maryland	8-0
5. Mississippi State	8-0
6. South Carolina	6-1
7. Florida State	8-1
8. Louisville	7-2
9. UCLA	6-1
10. Stanford	8-1
11. Washington	8-1
12. Ohio State	6-3
13. West Virginia	9-0
14. Miami	7-1
15. Kentucky	6-2
16. DePaul	5-2
17. Texas	2-4
18. Colorado	8-0
19. Oklahoma	5-2
20. Syracuse	6-3
21. Duke	9-1
22. South Florida	6-0
23. Florida	6-2
24. Oregon State	5-1
25. Virginia Tech	7-0

USA Today Coaches Top 25

(Week of 12/5)

1. Notre Dame	8-0
2. Connecticut	7-0
3. Baylor	9-1
4. Maryland	8-0
5. Mississippi State	8-0
6. South Carolina	6-1
7. Florida State	8-1
8. Louisville	7-2
9. UCLA	6-1
10. Stanford	8-1
11. Washington	8-1
12. Ohio State	6-3
13. Miami	7-1
14. West Virginia	9-0
15. DePaul	5-2
16. Oregon State	5-1
17. Texas	2-4
18. Kentucky	6-2
19. Syracuse	6-3
20. Oklahoma	5-2
21. Duke	9-1
22. South Florida	6-0
23. Arizona State	5-2
24. California	7-0
25. Florida	6-2

2016-17 Roster

No.	Name	Pos.	Ht.	Yr.	Hometown/Last School
0	Victoria Patrick	G	5-8	Fr.	Orlando, Fla./Edgewater
1	Bianca Cuevas-Moore	G	5-6	Jr.	Bronx, N.Y./Nazareth Regional
3	Kaela Davis	G	6-2	Jr.	Suwanee, Ga./Georgia Tech
4	Doniyah Cliney	G	6-0	So.	Newark, N.J./Malcolm X Shabazz
10	Allisha Gray	G	6-0	Jr.	Sandersville, Ga./North Carolina
12	Araion Bradshaw	G	5-6	Fr.	Boston, Mass./Tabor Academy
15	Tiffany Davis	G	5-7	Sr.	Houston Texas/Westbury Christian
21	Mikiah Herbert Harrigan	F	6-2	Fr.	Pembroke Pines, Fla./Flanagan
22	A'ja Wilson	F	6-5	Jr.	Hopkins, S.C./Heathwood Hall
35	Alexis Jennings*	F	6-2	Jr.	Madison, Ala./Kentucky
41	Alaina Coates	C	6-4	Sr.	Irmo, S.C./Dutch Fork
52	Tyasha Harris	G	5-10	Fr.	Noblesville, Ind./Heritage Christian

* indicates will sit out 2015-16 due to NCAA transfer rules

Head Coach: Dawn Staley

Assoc. Head Coach: Lisa Boyer; **Assistant Coaches:** Nikki McCray-Penson, Fred Chmiel

Director of Coaching Offensive Analytics: Melanie Balcomb

What hasn't changed in Cuevas-Moore's game is her lightning quick hands on defense. She ranks sixth in the SEC with 2.4 steals per game. She has multiple steals in all but one game this season, including matching her career high with five against Saint Peter's (Nov. 22).

Designated Survivor

As the lone non-starting post player on the Gamecocks' active roster, freshman forward Mikiah Herbert Harrigan may be in the brightest spotlight among the newcomers. Charged with learning lessons from All-Americans Alaina Coates and A'ja Wilson, the lithe, athletic Herbert Harrigan is rising to the challenge early in the season.

Pressed into service early at #7/6 Ohio State (Nov. 14) when Wilson endured foul trouble throughout the game, Herbert Harrigan reeled in five rebounds in just four minutes in the first quarter.

After the initial trial by fire on the road against a top-10 opponent, the Florida native thrived in the next four games (Hampton, Maine, Saint Peter's, Louisville), averaging 10.3 points, 5.3 rebounds and 1.3 blocks during the stretch.

Talking Ty

Freshman point guard Tyasha Harris arrived in Columbia with lofty expectations and the ambition needed to play the position under Hall of Famer Dawn Staley. Rated the No. 8 point guard in the 2016 recruiting class, Harris has a winning pedigree with three straight state championships at Heritage Christian (Noblesville,

Ind.) and a gold medal in the 2016 FIBA U18 Americas Championship.

Averaging 21.7 minutes off the bench so far this season, Harris is showing the poise and command of the position that originally caught Staley's eye. Things seemed to click for the young guard against #4/4 Louisville (Nov. 27) when she drew the second-half start and handed out five of her career-high six assists in the final two periods. Her solid play continued at #14/15 Texas (Dec. 1) where she earned a career-best 30 minutes on the court with great effort that included three steals and no turnovers.

USA Basketball Connection

At least one Gamecock has donned the red, white and blue for USA Basketball in each of the last three summers, and the group has helped six U.S. teams to five gold medals and one bronze in that time. Former Gamecock Tiffany Mitchell got the streak started with her FIBA 3x3 World Championship gold in 2014, which A'ja Wilson and Dawn Staley matched with a gold in the 2014 FIBA U18 Americas Championship. Staley went on to assist on USA Basketball's FIBA World Championship gold-medal team that same year. The next summer, Wilson and Staley claimed the 2015 FIBA U19 World Championship gold.

The most recent medals came from freshman Tyasha Harris who steered the U18 team to gold in the FIBA U18 Americas Championship and junior transfer Alexis Jennings, who brought home bronze from the 2016 FIBA 3x3 World Championship.



Around the SEC

(through games of 12/8)

	SEC Games			Overall		
	W	L	Pct.	W	L	Pct.
Alabama	0	0	.000	7	0	1.000
Arkansas	0	0	.000	9	0	1.000
Mississippi State	0	0	.000	8	0	1.000
Vanderbilt	0	0	.000	9	1	.900
South Carolina	0	0	.000	6	1	.857
Auburn	0	0	.000	6	2	.750
Kentucky	0	0	.000	6	2	.750
LSU	0	0	.000	6	2	.750
Ole Miss	0	0	.000	6	2	.750
Texas A&M	0	0	.000	6	2	.750
Missouri	0	0	.000	7	3	.700
Florida	0	0	.000	6	3	.667
Georgia	0	0	.000	6	3	.667
Tennessee	0	0	.000	4	3	.571

Today's Games

December 11

Arizona State at #15/18 Kentucky, 1 p.m. (SECN)
 Alabama at Georgetown, 2 p.m.
 Arkansas at Missouri State, 3 p.m.
 Savannah State at Auburn, 3 p.m. (SECN+)
 #23/25 Florida vs. NC A&T, 3 p.m. (SECN+)
 Tennessee at #17/17 Texas, 4:30 p.m. (FS1)

*Rankings are listed as AP/ESPN Poll
 All Times Eastern; TV Network in ()*

South Carolina's Record When...

	vs. Ranked	SEC	All
Record.....	3-0		6-1
Playing a ranked opponent.....	3-0		3-0
Playing at home	0-0		3-0
Playing on the road	2-0		2-1
Playing at neutral site	1-0		1-0
Leading at half	3-0		6-0
Trailing at half	0-0		0-1
Tied at half	0-0		0-0
Playing an overtime game	0-0		0-0
0 players score in double figures	0-0		0-0
1 player scores in double figures	0-0		0-0
2 players score in double figures	0-0		0-0
3 players score in double figures	1-0		2-1
4 players score in double figures	1-0		1-0
5 players score in double figures	1-0		3-0
More than 5 players in double figures.....	0-0		0-0
Starters out-score opponent's starters	3-0		6-0
Opponent's starters score equal/more	0-0		0-1
Bench out-scores opponent's bench	1-0		3-0
Opponent's bench scores equal/more.....	2-0		3-1
No reserve scores in double figures	0-0		3-1
At least one reserve scores in double figures	2-0		3-0
More than one reserve scores in double figures... ..	0-0		0-0
Shooting 50% or better	0-0		2-0
Shooting between 40-49%	3-0		4-1
Shooting between 30-39%	0-0		0-0
Shooting less than 30%	0-0		0-0
Opponent shoots 50% or better.....	0-0		0-1
Opponent shoots between 40-49%	2-0		2-0
Opponent shoots between 30-39%	1-0		1-0
Opponent shoots less than 30%	0-0		3-0
Shooting better than opponent.....	3-0		6-0
Shooting worse than/equal to opponent.....	0-0		0-1
Having more FTs made than opponent	3-0		6-0
Having equal/less FTs made than opponent	0-0		0-1
Out-rebounding opponent	2-0		5-1
Having equal/less rebounds than opponent	1-0		1-0
Having fewer TOs than opponent.....	2-0		5-0
Having equal or more TOs than opponent.....	1-0		1-1
Attempting more FT than 3FG.....	3-0		5-0
Attempting equal/less FT than 3FG	0-0		1-1
Making 5 or more 3FGs.....	1-0		3-1
Making less than 5 3FGs.....	2-0		3-0
Making no 3 FGs	0-0		0-0
Attempting 15 or more 3FGs	1-0		3-1
Attempting less than 15 3FGs	2-0		3-0

	vs. Ranked	SEC	All
No South Carolina players foul out	2-0		5-1
One or more SC players foul out.....	1-0		1-0
No opposing players foul out.....	0-0		2-1
One or more opposing players foul out	3-0		4-0
Assist at least half of field goals made.....	2-0		5-1
Assist on at least 2/3 of field goals made.....	0-0		0-0
Assist on less than half of field goals made	1-0		1-0
Scoring more pts. in paint than opponent	3-0		6-0
Scoring equal/less pts. in paint than opp.	0-0		0-1
Scoring more pts. off TOs than opponent	2-0		5-0
Scoring equal/less pts. off TOs than opp.	1-0		1-1
Scoring more 2nd-chance pts.	2-0		5-0
Scoring equal/less 2nd-chance pts.....	1-0		1-1
Scoring more fast break pts.....	2-0		5-0
Scoring equal/less fast break pts.....	1-0		1-1
Wearing white uniforms.....	1-0		4-0
Wearing black uniforms	2-0		2-1
Wearing garnet uniforms.....	0-0		0-0
Wearing pink uniforms	0-0		0-0
Playing in November.....	2-0		5-0
Playing in December	1-0		1-1
Playing in January	0-0		0-0
Playing in February	0-0		0-0
Playing in March.....	0-0		0-0
Playing during the day.....	1-0		2-1
Playing at night.....	2-0		4-0
Playing on Sunday.....	1-0		2-1
Playing on Monday.....	1-0		2-0
Playing on Tuesday.....	0-0		1-0
Playing on Wednesday.....	0-0		0-0
Playing on Thursday.....	1-0		1-0
Playing on Friday	0-0		0-0
Playing on Saturday.....	0-0		0-0
Margin is less than 5 pts.	0-0		0-0
Margin is between 5-9.....	1-0		1-0
Margin is between 10-19.....	1-0		1-1
Margin is between 20-29.....	1-0		1-0
Margin is between 30-39.....	0-0		1-0
Margin is between 40-49.....	0-0		0-0
Margin is 50 pts. or more.....	0-0		2-0
Having a 20-pt. scorer.....	2-0		3-0
Having a 30-pt. scorer.....	2-0		2-0
Scoring 49 points or less.....	0-0		0-0
Scoring 50-59 points.....	0-0		0-0
Scoring 60-69 points.....	0-0		0-1
Scoring 70-79 points.....	1-0		2-0
Scoring 80-89 points.....	1-0		1-0
Scoring 90-99 points.....	1-0		3-0
Scoring 100 points or more.....	0-0		0-0

2016-17 Team High/Low

South Carolina Highs	South Carolina Lows	Category	Opponent Lows	Opponent Highs
93 vs. Saint Peter's, 11/22	63 at Duke, 12/4	Points in Game	38, Saint Peter's, 11/22 38, Hampton, 11/20	80, at Ohio State, 11/14
64 (1st) vs. Saint Peter's, 11/22	29 (1st) at Duke, 12/4 29 (2nd) vs. Saint Peter's, 11/22	Points in a Half	12 (2nd), Hampton, 11/20	41 (2nd), at Ohio State, 11/14
37 (1st) vs. Saint Peter's, 11/22	8 (4th) vs. Saint Peter's, 11/22	Points in a Quarter	4 (4th), Saint Peter's, 11/22 4 (4th), Hampton, 11/20	22 (2nd), at Duke, 12/4
37 vs. Saint Peter's, 11/22	22 at Texas, 12/1	Field Goals Made	14, Hampton, 11/20	30, at Duke, 12/4
70 vs. Hampton, 11/20	52 at Texas, 12/1	Field Goal Attempts	54, Saint Peter's, 11/22	70, at Ohio State, 11/14
.561 (37-66) vs. Saint Peter's, 11/22	.414 (29-70) vs. Hampton, 11/20	FG Percentage	.241 (14-58), Hampton, 11/20	.500 (30-60), at Duke, 12/4
10 vs. Saint Peter's, 11/22	2 at Texas, 12/1	3-Point FG Made	4, at Texas, 12/1 4, Saint Peter's, 11/22 4, Hampton, 11/20	7, at Ohio State, 11/14
24 vs. Saint Peter's, 11/22	10 at Texas, 12/1	3-Point FG Attempts	12, at Duke, 12/4	27, at Ohio State, 11/14
.417 (10-24) vs. Saint Peter's, 11/22	.200 (2-10) at Texas, 12/1	3-Point FG Percentage	.200 (4-20), Saint Peter's, 11/22	.417 (5-12), at Duke, 12/4
30 at Texas, 12/1	9 at Duke, 12/4 9 vs. Saint Peter's, 11/22	Free Throws Made	2, Saint Peter's, 11/22	17, at Ohio State, 11/14
41 at Ohio State, 11/14	14 at Duke, 12/4	Free Throw Attempts	2, Saint Peter's, 11/22	24, at Ohio State, 11/14
.800 (28-35) vs. Hampton, 11/20	.529 (9-17) vs. Saint Peter's, 11/22	FT Percentage	.500 (7-14), at Texas, 12/1	1.00 (2-2), Saint Peter's, 11/22
50 vs. Hampton, 11/20	42 vs. Maine, 11/21	Rebounds	24, Saint Peter's, 11/22	40, at Texas, 12/1
22 vs. Saint Peter's, 11/22	5 at Texas, 12/1	Assists	6, Saint Peter's, 11/22	14, vs. Louisville, 11/27
17 vs. Saint Peter's, 11/22	6 at Duke, 12/4	Steals	2, at Ohio State, 11/14	14, at Duke, 12/4
8 vs. Hampton, 11/20	3 at Duke, 12/4	Blocked Shots	1, Saint Peter's, 11/22	9, at Texas, 12/1
19 at Duke, 12/4	9 vs. Hampton, 11/20	Turnovers	13, Maine, 11/21	24, Hampton, 11/20
22 at Ohio State, 11/14	4 vs. Saint Peter's, 11/22	Fouls	14, Saint Peter's, 11/22	29, at Texas, 12/1 29, at Ohio State, 11/14

2016-17 Individual Superlatives

Category	South Carolina	Opponent
Points in Game	37 by Kaela Davis at Ohio State, 11/14	29 by Rebecca Greenwell, at Duke, 12/4
Points in a Half	22 (2nd) by Kaela Davis at Ohio State, 11/14	18 (2nd) by Rebecca Greenwell, at Duke, 12/4
Points in a Quarter	12 (2nd) by Alaina Coates vs. Hampton, 11/20	11 (4th) by Rebecca Greenwell, at Duke, 12/4
Field Goals Made	12 by A'ja Wilson at Texas, 12/1 12 by Alaina Coates vs. Hampton, 11/20	9 by Rebecca Greenwell, at Duke, 12/4 9 by Kelsey Mitchell, at Ohio State, 11/14
Field Goal Attempts	21 by Kaela Davis at Ohio State, 11/14	20 by Kelsey Mitchell, at Ohio State, 11/14
FG Percentage	.889 (8-9) by Alaina Coates vs. Saint Peter's, 11/22	.700 (7-10) by Kelsey Lang, at Texas, 12/1
3-Point FG Made	4 by Kaela Davis vs. Saint Peter's, 11/22 4 by Kaela Davis at Ohio State, 11/14	4 Rebecca Greenwell, at Duke, 12/4
3-Point FG Attempts	9 by Kaela Davis at Duke, 12/4	11 by Kelsey Mitchell, at Ohio State, 11/14
3-Point FG Percentage	1.00 (4-4) by Kaela Davis vs. Saint Peter's, 11/22	.750 (3-4) by Julie Brosseau, Maine, 11/21
Free Throws Made	14 by A'ja Wilson vs. Hampton, 11/20	7 by Rebecca Greenwell, at Duke, 12/4
Free Throw Attempts	16 by Kaela Davis at Ohio State, 11/14	8 by Rebecca Greenwell, at Duke, 12/4
FT Percentage	1.00 (14-14) by A'ja Wilson vs. Hampton, 11/20	.875 (7-8) by Rebecca Greenwell, at Duke, 12/4
Rebounds	16 by Alaina Coates vs. Hampton, 11/20	12 by Kelsey Lang, at Texas, 12/1
Assists	6 by Allisha Gray, at Duke, 12/4 6 by Tyasha Harris vs. Louisville, 11/27	5 by Malia Tate-DeFreitas, Hampton, 11/20
Steals	5 by Bianca Cuevas-Moore vs. Saint Peter's, 11/22	5 by Leaonna Odom, at Duke, 12/4
Blocked Shots	4 by A'ja Wilson at Texas, 12/1 4 by A'ja Wilson vs. Maine, 11/21	6 by Kelsey Lang, at Texas, 12/1
Turnovers	5 by Kaela Davis at Texas, 12/2 5 by A'ja Wilson vs. Louisville, 11/27 5 by Kaela Davis at Ohio State, 11/14 5 by Mikiah Herbert Harrigan at Ohio State, 11/14	6 by Lexie Brown, at Duke, 12/4 6 by Stephanie Mavunga, at Ohio State, 11/14

Gamecock Career Highs

Araion Bradshaw

Pts	3 vs. Saint Peter's, 11/22/16
FG	1 vs. Saint Peter's, 11/22/16
FGA	1 vs. Saint Peter's, 11/22/16
3FG	1 vs. Saint Peter's, 11/22/16
3FGA	1 vs. Saint Peter's, 11/22/16
Reb	1 vs. Hampton, 11/20/16
Stl	2 vs. Hampton, 11/20/16
Asst	1, 3x, last vs. Saint Peter's, 11/22/16
Min	15 vs. Saint Peter's, 11/22/16

Doniyah Cliney

Pts	10 vs. Florida, 2/11/16
FG	3, 2x, last vs. Florida, 2/11/16
FGA	5 vs. Missouri, 1/10/16
FG %	.750 (3-4) vs. Kentucky, 2/4/16
3FG	1, 5x, last vs. Saint Peter's, 11/22/16
3FGA	2, 4x, last vs. Georgia, 2/18/16
FT	3, 3x, last vs. Louisville, 11/27/16
FTA	6 vs. Louisville, 11/27/16
FT %	1.000 (2-2) vs. Maine, 11/21/16
Reb	8 vs. Saint Peter's, 11/22/16
Off Reb	3 vs. Saint Peter's, 11/22/16
Stl	3 vs. Georgia, 2/18/16
Asst	4 vs. Maine, 11/21/16
Min	26 vs. Kentucky, 2/4/16

Alaina Coates

Pts	29 vs. Winthrop, 12/13/15
FG	13 vs. Winthrop, 12/13/15
FGA	16, 2x, last vs. Hampton, 11/20/16
FG %	1.000 (7-7) vs. SC St, 12/22/13
FT	11 at San Diego St., 11/23/13
FTA	15 at San Diego St., 11/23/13
FT %	1.000 (10-10) vs. North Carolina, 3/27/15
Reb	18 at Alabama, 2/22/16
Off Reb	8 vs. Auburn, 3/4/16
Def Reb	13, 3x, last vs. Maine, 11/21/16
Blk	10 vs. Winthrop, 12/13/15
Stl	4, 2x, last vs. Louisville, 11/27/16
Asst	6 at Texas A&M, 1/31/16
Min	38 at Texas A&M, 1/31/16

Bianca Cuevas-Moore

Pts	21 at Ole Miss, 2/1/15
FG	8 vs. CSUB, 11/28/15
FGA	14 at Georgia, 2/5/15
FG %	.833 (5-6) at Hampton, 12/17/14
3FG	3 vs. Kentucky, 3/5/16
3FGA	7 at Duke, 12/4/16
3FG %	.667 (2-3) at Hampton, 12/17/14
FT	9 at Ole Miss, 2/1/15
FTA	11 at Ole Miss, 2/1/15
FT %	1.000 (5-5) vs. Syracuse, 3/22/15
Reb	6 at Alabama, 2/22/16
Off Reb	3 vs. Alabama, 1/29/15
Blk	2, 2x, last vs. UConn, 2/8/16
Stl	5, 2x, last vs. Saint Peter's, 11/22/16
Asst	6 vs. CSUB, 11/28/15
Min	29 at Hawaii, 11/29/15

Kaela Davis

Pts	37 at Ohio State, 11/14/16
FG	10 at Ohio State, 11/14/16
FGA	21 at Ohio State, 11/14/16
FG %	.714 (5-7) vs. Saint Peter's, 11/22/16
3FG	4, 2x, last vs. Saint Peter's, 11/22/16
3FGA	9 at Duke, 12/4/16
3FG %	1.000 (4-4) vs. Saint Peter's, 11/22/16
FT	13 at Ohio State, 11/14/16
FTA	16 at Ohio State, 11/14/16
FT %	1.000 (4-4) at Texas, 12/1
Reb	10 at Ohio State, 11/14/16
Off Reb	3 at Duke, 12/4/16
Stl	3 at Ohio State, 11/14/16
Asst	5, 2x, last vs. Hampton, 11/20/16
Min	36 at Ohio State, 11/14/16

Tiffany Davis

Pts	11 vs. Ole Miss, 1/30/14
FG	3 vs. Savannah State, 12/28/13
FGA	6 vs. SC State, 12/22/13
FG %	1.000 (3-3) vs. Savannah State, 12/28/13
3FG	2, 3x, last vs. Ole Miss, 1/30/14
3FGA	5 vs. Winthrop, 12/20/13
3FG %	1.000 (2-2), 3x, last vs. Ole Miss, 1/30/14
FT	4 at Tennessee, 3/2/14
FTA	4 at Tennessee, 3/2/14
FT %	1.000 (4-4) at Tennessee, 3/2/14
Reb	6 at Arkansas, 1/2/14
Off Reb	2 vs. Arkansas, 1/2/14
Stl	5 vs. Elon, 11/9/12
Asst	3, 4x, last vs. SC State, 12/22/13
Min	30 at Arkansas, 1/2/14

Allisha Gray

Pts	24 at Ohio State, 11/14/16
FG	10 at Ohio State, 11/14/16
FGA	18 at Ohio State, 11/14/16
FG %	.583 (7-12) vs. Louisville, 11/27/16
3FG	2, 2x, last vs. Louisville, 11/27/16
3FGA	7 vs. Hampton, 11/20/16
3FG %	.400 (2-5) vs. Louisville, 11/27/16
FT	6 vs. Hampton, 11/20/16
FTA	7 vs. Hampton, 11/20/16
FT %	1.000 (4-4) at Texas, 12/1
Reb	8 vs. Saint Peter's, 11/22/16
Off Reb	4 at Duke, 12/4/16
Stl	2, 2x, last vs. Hampton, 11/20/16
Asst	6 at Duke, 12/4/16
Min	38 at Ohio State, 11/14/16

Tyasha Harris

Pts	10 at Texas, 12/1
FG	3 vs. Saint Peter's, 11/22/16
FGA	6 at Texas, 12/1
FG %	.600 (3-5) vs. Saint Peter's, 11/22/16
3FG	1, 3x, last at Duke, 12/4/16
3FGA	4 at Texas, 12/1
FT	6 at Texas, 12/1
FTA	8 at Texas, 12/1
FT %	.750 (6-8) at Texas, 12/1
Reb	2, 2x, last vs. Maine, 11/21/16
Stl	3 at Texas, 12/1
Asst	6 vs. Louisville, 11/27/16
Min	30 at Texas, 12/1

Mikiah Herbert Harrigan

Pts	13 vs. Maine, 11/21/16
FG	5 vs. Maine, 11/21/16
FGA	11 vs. Saint Peter's, 11/22/16
FG %	.625 (5-8) vs. Maine, 11/21/16
3FGA	2 vs. Saint Peter's, 11/22/16
FT	5 vs. Louisville, 11/27/16
FTA	5, 2x, last vs. Louisville, 11/27/16
FT %	1.000 (5-5) vs. Louisville, 11/27/16
Reb	8 vs. Maine, 11/21/16
Off Reb	4 vs. Hampton, 11/20/16
Def Reb	6 vs. Maine, 11/21/16
Blk	2, 2x, last vs. Saint Peter's, 11/22/16
Stl	2 vs. Saint Peter's, 11/22/16
Asst	2, 3x, last at Texas, 12/1
Min	25 vs. Saint Peter's, 11/22/16

Victoria Patrick

Pts	4 vs. Hampton, 11/20/16
FG	1, 3x, last vs. Saint Peter's, 11/22/16
FGA	5 vs. Hampton, 11/20/16
3FG	1, 3x, last vs. Saint Peter's, 11/22/16
3FGA	4 vs. Saint Peter's, 11/22/16
FT	1 vs. Hampton, 11/20/16
FTA	2 vs. Hampton, 11/20/16
Reb	2 vs. Hampton, 11/20/16
Off Reb	1, 2x, last vs. Maine, 11/21/16
Stl	2 vs. Saint Peter's, 11/22/16
Asst	1, 2x, last vs. Saint Peter's, 11/22/16
Min	15 vs. Saint Peter's, 11/22/16

A'ja Wilson

Pts	31 at Texas, 12/1
FG	12 at Texas, 12/1
FGA	19, 2x, last vs. Texas A&M, 1/17/16
FG %	.875 (7-8) vs. Maine, 11/21/16
FT	14 vs. Hampton, 11/20/16
FTA	15 vs. LSU, 2/12/15
FT %	1.000 (14-14) vs. Hampton, 11/20/16
Reb	19 at Kentucky, 3/1/15
Off Reb	7 at Alabama, 2/22/16
Def Reb	14 at Kentucky, 3/1/15
Blk	8, 2x, last vs. Texas A&M, 1/17/16
Stl	4 vs. Syracuse, 3/25/16
Asst	5 vs. Louisville, 11/27/16
Min	39 at Texas A&M, 1/31/16

The Last Time...

Individual

Scored 50 Points

South Carolina 51, Jocelyn Penn vs. Stetson, 1/4/03
Opponent Never

Scored 40 Points

South Carolina 51, Jocelyn Penn vs. Stetson, 1/4/03
Opponent 46, Cornelia Gayden, LSU, 1/14/95

Scored 30 Points

South Carolina 31, A'ja Wilson, at Texas, 12/1/16
Opponent 36, Kelsey Mitchell, Ohio State, 11/13/15

Grabbed 20 Rebounds

South Carolina 25, Kelsey Bone vs. Boston University, 12/28/09
Opponent 24, Courtney Paris, Oklahoma, 12/30/07

Grabbed 15 Rebounds

South Carolina 16, Alaina Coates vs. Hampton, 11/20/16
Opponent 15, Shayla Cooper, Ohio State, 11/13/15

Two Players with 20 or More Points

South Carolina Alaina Coates 28/A'ja Wilson 20 vs. Hampton, 11/20/16
Opponent Kelsey Mitchell 36/Ameryst Alston 23, Ohio State, 11/13/15

Two Players with 10 or More Rebounds

South Carolina Alaina Coates 13/Kaela Davis 10 at Ohio State, 11/14/16
Opponent Breanna Stewart 10/Gabby Williams 10, UConn, 2/8/16

Had 10 Assists

South Carolina 10, Tina Roy vs. Savannah State, 12/14/14
Opponent 11, Marneshia Richard, Mississippi State, 1/21/07

Had Five Steals

South Carolina 5, Bianca Cuevas-Moore vs. Saint Peter's, 11/22/16
Opponent 5, Leaonna Odom, at Duke, 12/4/16

Had Five Blocked Shots

South Carolina 5, A'ja Wilson at Ole Miss, 2/25/16
Opponent 6, Kelsey Lang, at Texas, 12/1/16

Had a Double-Double

South Carolina A'ja Wilson (31 pts/12 rebs) at Texas, 12/1/16
Opponent Bashaara Graves (13 pts/10 rebs), at Tennessee, 2/15/16

Two Players had a Double-Double

South Carolina Kaela Davis (37 pts/10 rebs)/Alaina Coates (10 pts/13 rebs) at Ohio State, 11/14/16
Opponent Sheila Boykin (12 pts/12 rebs)/Danielle Ballard (16 pts/12 rebs), LSU, 2/12/15

Three Players had a Double-Double

South Carolina Ashley Bruner (16 pts/12 rebs)/Aleighsa Welch (16 pts/ 11 rebs)/Elem Ibiam (12 pts/10 rebs) vs. Kansas, 3/25/13
Opponent Merlakia Jones (26 pts/10 rebs)/Takilya Davis (19 pts/13 rebs)/DeLisha Milton (14 pts/15 rebs), at Florida, 2/20/94

Had a Triple-Double

South Carolina Alaina Coates (29 pts/16 rebs/10 blks) vs. Winthrop, 12/13/15
Opponent Never

Team

Scored 100 Points

South Carolina 102 at Alabama, 1/8/15
Opponent 103, Clemson, 11/21/03

Won by 30 or More Points

South Carolina 93-38 (55) vs. Saint Peter's, 11/22/16
Opponent 66-34 (32), Georgia, 3/4/11

Shot 65% or Better from the Field

South Carolina .652 (45-69) vs. East Tennessee State, 12/19/00
Opponent Never

Shot 60% or Better from the Field

South Carolina .612 (30-49) vs. Florida State, 3/29/15
Opponent .604 (29-48), Vanderbilt, 1/18/01

Shot 50% or Better from the Field

South Carolina .561 (37-66) vs. Saint Peter's, 11/22/16
Opponent .500 (30-60) at Duke, 12/4/16

No Players in Double-Figure Points

South Carolina at Auburn, 1/19/12
Opponent Arkansas, 1/3/16

Five Players in Double-Figure Points

South Carolina vs. Louisville, 11/27/16
Opponent Arkansas, 2/14/10

More Than Five Players in Double-Figure Points

South Carolina 6 vs. Syracuse, 3/22/15
Opponent 6 at Georgia, 2/13/03

Faced AP Top-25 Opponent

Win 76-67 at No. 14 Texas, 12/1/16
Loss 72-80 vs. No. 14 Syracuse, 3/25/16

Faced AP Top-10 Opponent

Win 92-80 at No. 7/6 Ohio State, 11/14/16
Loss 87-62 at No. 2 UConn, 2/9/15

Faced AP Top-5 Opponent

Win 83-59 vs. No. 4 Louisville, 11/27/16
Loss 87-62 at No. 2 UConn, 2/9/15

Faced AP No. 1 Team

Win Never
Loss 54-66 vs. No. 1 UConn, 2/8/16

Overtime Game

Win 58-55 vs. Drexel, 11/28/12
Loss 65-57 at Texas A&M, 1/16/14

Double-Overtime Game

Win 92-91 at Florida State, 2/4/91
Loss 92-94 at Clemson, 11/19/09

South Carolina Was Ranked (AP Poll)

No. 1 2/9/15
Top 5 No. 3, 11/28/16
Top 10 No. 6, 12/5/16
Top 25 No. 13, 12/30/13

Staley Era Team Records

Italics indicates set in 2016-17

Scoring

Most	Points
1. vs. Savannah State, 12/14/14	111
2. at Alabama, 1/8/15	102
3. vs. Clemson, 11/20/14	99
vs. Ole Miss, 1/30/14	99
vs. Charleston Southern, 11/9/13	99

Fewest	Points
1. at Stanford, 11/26/10	32
2. vs. Georgia, 3/4/11	34
3. vs. Mississippi State, 3/5/09	39
4. at Georgia, 1/13/13	40
5. at Mississippi State, 2/26/09	41

Fewest Allowed	Points
1. vs. South Carolina State, 12/14/11	21
2. vs. Presbyterian, 11/27/11	24
3. vs. NC Central, 12/1/14	26
vs. SC State, 12/22/13	26
5. vs. NC Central, 12/2/13	27

Most Allowed	Points
1. at Clemson, 11/19/09	94
2. vs. North Carolina, 12/20/09	93
3. at Connecticut, 2/9/15	87
4. vs. Xavier, 11/12/10	84
5. at Tennessee, 2/17/11	82
at Florida, 2/22/09	82

Margin of Outcome

Victory	Score	Margin
1. vs. Charleston Southern, 11/8/13	99-29	+70
2. vs. NC Central, 12/1/14	90-26	+64
3. vs. Savannah State, 12/14/14	111-49	+62
4. vs. Clemson, 11/20/14	99-41	+58
5. vs. <i>Saint Peter's</i> , 11/22/16	93-38	+55

Defeat	Score	Margin
1. at Stanford, 11/26/10	32-70	-38
2. vs. Georgia, 3/4/11	34-66	-32
3. vs. Stanford, 12/19/08	47-78	-31
4. at Penn State, 11/21/10	48-78	-30
5. vs. Connecticut, 12/28/08	48-77	-29

Field Goals

Made	FGM
1. vs. Charleston Southern, 11/8/13	39
2. vs. Savannah State, 12/14/14	38
vs. Clemson, 11/20/14	38
4. vs. <i>Saint Peter's</i> , 11/22/16	37
vs. Kentucky, 3/5/16	37
at Alabama, 1/8/15	37
vs. Central Michigan, 12/20/14	37

Attempts	FGA
1. vs. Penn State, 11/20/11	76
2. at Clemson, 11/19/09	74
3. vs. Tennessee, 1/20/11	73
4. vs. Central Michigan, 12/20/14	72
vs. Clemson, 11/20/14	72
vs. Kansas, 3/25/13	72

Highest Percentage (Min. 40 FGA)	FGM-A	Pct
1. vs. Savannah State, 3/20/15	34-53	.642
2. at Alabama, 1/8/15	37-58	.638
3. vs. Florida State, 3/29/15	30-49	.612
4. vs. Charleston Southern, 11/14/13	39-64	.609
5. vs. Ole Miss, 1/30/14	31-51	.608

Lowest Percentage (Min. 40 FGA)	FGM-A	Pct
1. at Stanford, 11/26/10	12-55	.218
2. vs. Georgia, 3/4/11	12-52	.231
3. at Florida, 1/20/13	15-64	.234
4. at Kentucky, 2/5/09	13-55	.236
5. at Georgia, 1/2/11	13-54	.241

Lowest %age Allowed (Min. 40 FGA)	FGM-A	Pct
1. vs. South Carolina State, 12/14/11	6-48	.125
2. vs. NC Central, 12/2/13	8-50	.160
3. vs. Charleston Southern, 11/8/13	10-54	.185
4. vs. Arkansas, 3/6/15	11-57	.193
vs. Hampton, 11/22/12	11-57	.193

Highest %age Allowed (Min. 40 FGA)	FGM-A	Pct
1. vs. Connecticut, 12/28/08	35-62	.565
vs. Florida, 1/9/11	26-46	.565
3. vs. Xavier, 11/12/10	34-61	.557
4. at Connecticut, 2/9/15	31-56	.554
5. at Kentucky, 1/13/11	30-55	.545

3-Point Field Goals

Made	3FGM
1. vs. Kentucky, 3/5/16	12
2. vs. Arkansas, 1/3/16	11
at Alabama, 1/8/15	11
4. vs. <i>Saint Peter's</i> , 11/22/16	10
vs. LSU, 2/28/16	10
at Vanderbilt, 1/7/16	10

Attempts	3FGA
1. vs. Syracuse, 3/25/16	32
2. vs. Penn State, 11/20/11	29
3. vs. College of Charleston, 11/14/13	28
vs. North Carolina, 12/19/10	28
5. vs. Syracuse, 11/28/14	26

Percentage (Min. 5 3FGA)	3FGM-A	Pct
1. vs. Oregon State, 3/25/14	4-6	.667
vs. Ole Miss, 1/30/14	4-6	.667
vs. Savannah State, 12/28/13	4-6	.667
vs. Western Carolina, 12/29/12	6-9	.667
at Alabama, 1/10/10	8-12	.667
vs. Charlotte, 12/21/08	8-12	.667

Free Throws

Made	FTM
1. vs. Savannah State, 12/14/14	34
vs. Oregon State, 3/25/14	34
3. vs. Missouri, 1/10/16	32
vs. Ole Miss, 1/30/14	32
at Mississippi State, 1/6/12	32

Attempts	FTA
1. at Mississippi State, 1/6/13	50
2. vs. Savannah State, 12/28/13	48
3. vs. Savannah State, 12/14/14	47
4. vs. Missouri, 2/2/14	46
5. vs. Seton Hall, 11/17/13	44
vs. South Carolina State, 12/21/12	44

Percentage (Min. 10 FTA)	FTM-A	Pct
1. vs. Alabama, 1/19/14	10-11	.909
2. vs. Auburn, 1/2/09	23-26	.885
3. at UCLA, 11/22/15	14-16	.875
vs. San Diego State, 11/28/09	14-16	.875
4. at Mississippi State, 2/6/14	20-23	.870

Rebounding

Total	Rebs
1. vs. College of Charleston, 11/14/13	62
2. at Florida, 1/20/13	59
3. at Alabama, 2/22/16	58
4. vs. Hampton, 11/22/12	57
5. vs. Savannah State, 12/14/14	56

Margin	Rebs	Margin
1. vs. Savannah State, 12/14/14	56-21	+35
2. vs. Hampton, 12/16/15	52-19	+33
3. at Alabama, 2/7/13	53-24	+29
4. at Alabama, 2/22/16	58-31	+28
vs. Hampton, 12/17/14	48-21	+27

Offensive	Off. Rebs
1. vs. Elon, 11/9/12	29
2. vs. College of Charleston, 11/23/11	27
3. vs. Kansas, 3/25/13	26
at Florida, 1/20/13	26
5. vs. Savannah State, 11/15/12	25
vs. Penn State, 11/20/11	25
at Penn State, 11/21/10	25

Turnovers

Fewest	TOs
1. at Tennessee, 2/2/12	4
2. vs. CSU Bakersfield, 11/28/15	5
at Clemson, 11/18/15	5
vs. Syracuse, 11/28/14	5
vs. Tennessee, 2/23/15	5
at Missouri, 2/28/13	5
vs. Georgia, 3/2/12	5
vs. Ole Miss, 3/3/11	5

Most	TOs
1. at Wake Forest, 12/3/08	32
2. at Ole Miss, 2/25/16	29
vs. Hampton, 11/22/12	29
vs. Kentucky, 1/15/12	29
4. at Kentucky, 1/13/11	28

Assists

1. vs. NC Central, 12/1/14	26
2. vs. Winthrop, 12/13/15	25
vs. UNCG, 11/15/15	25
vs. San Diego State, 11/23/14	25
vs. Clemson, 11/20/14	25
vs. Alabama, 1/19/14	25
vs. Charleston Southern, 11/8/13	25

Steals

1. vs. NC Central, 12/1/14	21
vs. Furman, 12/11/11	21
3. vs. San Diego State, 11/23/14	18
4. vs. <i>Saint Peter's</i> , 11/22/16	17
vs. Charleston Southern, 11/8/13	17

Blocked Shots

1. vs. Winthrop, 12/13/15	16
2. vs. Arkansas, 3/6/15	15
3. at Mississippi State, 2/6/14	14
vs. Kentucky, 1/9/14	14
5. at Kentucky, 3/1/15	12
vs. Charleston Southern, 11/8/13	12



Dawn Staley

Head Coach

9th Season at South Carolina

Virginia, 1992

When three-time Olympic gold medalist Dawn Staley took the reins of the University of South Carolina women's basketball program on May 10, 2008, the Gamecocks' stature immediately rose not just in the Southeastern Conference but on the national stage as well. Building on a foundation of hard work, defensive effort and a "team first" mentality, South Carolina began to realize those expectations in 2011-12, and the program has continued to thrive as one of seven in the nation to be ranked in every Associated Press Top 25 poll since the start of the 2013-14 season. The Gamecocks boast five straight 25-win seasons, which include three SEC regular-season championships (2014, 2015, 2016), two SEC Tournament titles (2015, 2016), an NCAA Final Four appearance (2015) and three other Sweet 16 seasons (2012, 2014, 2016), the program's first ever No. 1 national ranking and a school-record 34 wins in 2014-15. Staley's success has united every demographic in the state of South Carolina as the Gamecocks' fan base tripled over a span of three seasons, and twice led the nation in home attendance (2014-15, 2015-16).

While her coaching career is blossoming, Staley is still recognized for her body of work as a one of the most decorated participants in United States women's basketball history. The Naismith Memorial Basketball Hall of Fame solidified her legacy with her enshrinement as part of the Class of 2013. The Phoenix Club of Philadelphia established the Dawn Staley Award recognizing the nation's top guard in women's Division I basketball in 2013 as well. Staley was inducted into the Women's Basketball Hall of Fame as part of the Class of 2012 and was one of the final nominees for induction to the U.S. Olympic Hall of Fame the same year. In the summer of 2011, the WNBA recognized her as one of the league's "Top 15," honoring the most influential players in the league's history.

Now in her 17th season as a head coach, Staley has amassed a 366-157 (.700) record, including her 194-77 (.716) slate in her ninth season at South Carolina. She has led her teams to seven 25-win seasons, a total of 13 postseason appearances (two WNIT) and 55 weeks in the Associated Press top 10, including 12 in the No. 1 spot. Also a force in USA Basketball, she has been the head coach of three gold medal teams – 2015 FIBA U19 World Championships, 2014 FIBA U18 Americas Championship, 2007 Pan Am Games – and served as an assistant on the Senior National Team 2006-08 and again from 2014 to present, helping the team to gold medals in the 2014 FIBA World Championship and the 2008 and 2016 Olympic Games.

At the helm of the Gamecocks over the last eight seasons, Staley has been named National Coach of the Year (2014, Basketball Times), a Naismith National Coach of the Year Finalist (2014, 2015, 2016), SEC Coach of the Year (2014, Coaches and AP; 2015, Coaches; 2016, Coaches and AP) and BCA Female Coach of the Year (2012). Under Staley's leadership, four Gamecocks have collected eight All-America selections, two have picked up three SEC Player of the Year honors, two have earned SEC Defensive Player of the Year recognition, one has been the SEC 6th Player of the Year and three were named SEC Freshman of the Year. She has coached 10 Gamecocks who earned All-SEC honors a combined 19 times, including nine first-team selections, and two Gamecocks have been selected in the WNBA Draft in the last two seasons, including 2016 selection Tiffany Mitchell who became the third first-round selection for South Carolina.

Coaching Highlights

College

- 11 NCAA Tournament Appearances (5 at South Carolina)
- 11 20-Win Seasons (5 at South Carolina)
- 4 Regular-Season Conference Titles (SEC 2014, 2015, 2016; A-10 2008)
- 6 Conference Tournament Titles (SEC 2015, 2016; A-10 2002, 2004, 2005, 2006)
- 3-time Naismith National Coach of the Year Finalist (2014, 2015, 2016)
- Basketball Times National Coach of the Year (2014)
- 4-time WBCA Region Coach of the Year (Region 3 2014, 2015, 2016; Region 1 2005)
- Five-time Conference Coach of the Year (SEC 2014, 2015, 2016; A-10 2004, 2005)

USA Basketball

- Senior National Team Asst. Coach (2006-08, 2014-16) – Rio Olympics gold medal (2016), FIBA World Championship gold medal (2014), Beijing Olympics gold medal (2008), FIBA Americas Championship gold medal (2007), FIBA World Championship bronze medal (2006)
- U19 National Team Head Coach – FIBA U19 World Championship gold medal (2015)
- U18 National Team Head Coach – FIBA U18 Americas Championship gold medal (2014)
- Pan Am Games Head Coach – Gold medal (2007)

Playing Highlights

U.S. Professional – 11 seasons

- Five-time WNBA All-Star (2001, 2002, 2003, 2005, 2006)
- Two-time ABL All-Star (1997, 1998)
- WNBA All-Decade Team

USA Basketball

- Olympic gold medalist (1996, 2000, 2004)
- Flag bearer for U.S. in Olympic Games Opening Ceremony (2004)
- Two-time USA Basketball Female Athlete of the Year (1994, 2004)

College – Virginia (1989-92)

- Kodak All-America (1990, 1991, 1992)
- Honda-Broderick Cup Award for Collegiate Female Athlete of the Year (1991)
- Two-time ACC Player of the Year (1991, 1992)
- NCAA Tournament MOP (1991)

Other Notables

- Naismith Memorial Basketball Hall of Fame, Class of 2013
- Order of the Palmetto Recipient (2013)
- Women's Basketball Hall of Fame, Class of 2012

Year-by-Year Coaching Record

Year	School	Record	Conf. Rec.	Conf. Finish	Postseason
2000-01	Temple	19-11	11-5	2nd East	WNIT
2001-02	Temple	20-11	12-4	2nd East	A-10 Tourn. Champ./NCAA 1st Round
2002-03	Temple	14-15	9-7	2nd East	
2003-04	Temple	21-10	14-2	1st East	A-10 Tourn. Champ./NCAA 1st Round
2004-05	Temple	28-4	16-0	1st East*	A-10 Tourn. Champ./NCAA 2nd Round
2005-06	Temple	24-8	12-4	3rd	A-10 Tourn. Champ./NCAA 1st Round
2006-07	Temple	25-8	13-1	2nd	NCAA 2nd Round
2007-08	Temple	21-13	12-2	T-1st	NCAA 1st Round
2008-09	South Carolina	10-18	2-12	11th	
2009-10	South Carolina	14-15	7-9	T-7th	
2010-11	South Carolina	18-15	8-8	T-5th	WNIT 2nd Round
2011-12	South Carolina	25-10	10-6	T-4th	NCAA Sweet 16
2012-13	South Carolina	25-8	11-5	T-4th	NCAA 2nd Round
2013-14	South Carolina	29-5	14-2	1st	NCAA Sweet 16
2014-15	South Carolina	34-3	15-1	T-1st	SEC Tourn. Champ./NCAA Final Four
2015-16	South Carolina	33-2	16-0	1st	SEC Tourn. Champ./NCAA Sweet 16
2016-17	South Carolina	6-1	—		
Career	17th season	366-157	182-68		
At SC	8 seasons	194-77	83-43		



ARAION BRADSHAW

#12

5-6 • Fr. • G • Boston, Mass. • Tabor Academy
Major: Civil Engineering

This Season's Highlights

- Played in five of South Carolina's seven games

Prior to South Carolina

- Ranked as the No. 32 recruit overall and No. 10 guard in the Class of 2016
- Helped high school to back-to-back finals in the NEPSAC Class A Tournament
- Earned NEPSAC Class A East All-Star honors as a senior

Career Highs

Pts	3 vs. Saint Peter's, 11/22/16
Rebs	1 vs. Hampton, 11/20/16
3FGA	1 vs. Saint Peter's, 11/22/16
Stls	2 vs. Hampton, 11/20/16
Assts ..1, 3x, last vs. Saint Peter's, 11/22/16	
Min	15 vs. Saint Peter's, 11/22/16

2016-17 Game-by-Game Stats

Opponent	Date	GS	MIN	FG-A	3FG-A	FT-A	Reb	A	TO	B	S	TP
at Ohio State	11/14	1	0-0	0-0	0-0	0	0	0	0	0	0	0
Hampton	11/20	10	0-0	0-0	0-0	1	1	0	0	2	0	0
Maine	11/21	9	0-1	0-0	0-0	0	1	1	0	0	0	0
Saint Peter's	11/22	15	1-1	1-1	0-0	0	1	1	0	0	3	3
vs. Louisville	11/27	4	0-1	0-0	0-0	0	0	0	0	0	0	0
at Texas	12/1					— DNP —						
at Duke	12/4					— DNP —						

Career Stats at South Carolina

Year	GP	GS	Min	Avg	FG	FGA	Pct	3FG	FGA	Pct	FT	FTA	Pct	Off	Def	Tot	Avg	PF	FO	A	TO	Blk	Stl	Pts	Avg
2016-17	5	0	39	7.8	1	3	.333	1	1	1.000	0	0	—	0	1	1	0.2	2	0	3	2	0	2	3	0.6



DONIYAH CLINEY

#4

6-0 • So. • G • Newark, N.J. • Shabazz
Major: Sociology

This Season's Highlights

- Solid off the bench in every game this season
- Was solid defensively in 20 minutes off the bench against #4/4 Louisville (Nov. 27)
- Tied for team lead in rebounds with eight against Saint Peter's (Nov. 22)

Career Summary

- Played in 20 games last season, including three starts
- Swiped three steals to pace strong team defensive effort against Georgia (Feb. 18)
- Posted first career double-digit scoring game in first career start against #16/19 Florida (Feb. 11)
- Made her South Carolina debut at Vanderbilt (Jan. 7) after missing early season with hand injury

Miscellaneous

	Season	Career
10+ Points	0	1
Tm-High Rebs	1	1
Tm-High Assists	1	1

Career Highs

Pts	10 vs. Florida, 2/11/16
Rebs	8 vs. Saint Peter's, 11/22/16
3FG ...	1, 5x, last vs. Saint Peter's, 11/22/16
Sdls	3 vs. Georgia, 2/18/16
Assts	4 vs. Maine, 11/21/16
Min	26 vs. Kentucky, 2/4/16

Season Highs

Pts	4 vs. Maine, 11/21
Rebs	8 vs. Saint Peter's, 11/22
3FG	1 vs. Saint Peter's, 11/22
Sdls	2, 3x, last vs. Saint Peter's, 11/22
Assts	4 vs. Maine, 11/21
Min	22 vs. Maine, 11/21

2016-17 Game-by-Game Stats

Opponent	Date	GS	MIN	FG-A	3FG-A	FT-A	Reb	A	TO	B	S	TP
at Ohio State	11/14		13	0-2	0-0	0-0	1	0	0	0	0	0
Hampton	11/20		17	1-2	0-0	0-0	1	0	2	0	2	2
Maine	11/21		22	1-2	0-1	2-2	4	4	1	0	2	4
Saint Peter's	11/22		20	1-2	1-1	0-0	8	1	1	0	2	3
vs. Louisville	11/27		20	0-1	0-1	3-6	4	0	3	0	0	3
at Texas	12/1		4	0-0	0-0	0-0	0	0	0	0	0	0
at Duke	12/4		2	0-0	0-0	0-0	0	0	1	0	0	0

Career Stats at South Carolina

Year	GP	GS	Min	Avg	FG	FGA	Pct	3FG	FGA	Pct	FT	FTA	Pct	Off	Def	Tot	Avg	PF	FO	A	TO	Blk	Stl	Pts	Avg
2014-15	— Did Not Play —																								
2015-16	20	3	219	11.0	20	47	.426	4	13	.308	18	27	.667	5	11	16	0.8	24	0	14	21	1	10	62	3.1
2016-17	7	0	98	14.0	3	9	.333	1	3	.333	5	8	.625	6	12	18	2.6	9	0	5	8	0	6	12	1.7
Career	27	3	317	11.7	23	56	.411	5	16	.313	23	35	.657	11	23	34	1.3	33	0	19	29	1	16	74	2.7



ALAINA COATES

#41

6-4 • Sr. • C • Irmo, S.C. • Dutch Fork
Major: Sociology

Career Highlights

- | | |
|---|---|
| Rated No. 9 player in the nation by espnW (2016-17) | SEC All-Defensive Team (2016) |
| Naismith Trophy Top 50 Preseason Watch List (2016-17) | All-SEC 2nd Team (Coaches - 2014, 2015; AP - 2015) |
| Wade Watch List (2016-17) | 2015 NCAA Greensboro Region MOP |
| Preseason All-America Second Team (espnW, Lindy's, Sporting News) | 2015 SEC All-Tournament Team |
| Preseason All-SEC First Team (Media, Coaches) | Naismith Trophy Top 50 Preseason Watch List (2015-16) |
| All-SEC First Team (2016 Coaches, AP) | SEC Co-6th Player of the Year (2014 Coaches) |
| Naismith Midseason Watch List (2015-16) | SEC Freshman of the Year (2014 Coaches, AP) |
| Wooden Award Watch List (2015-16) | Freshman All-America First Team (2013-14 Full Court) |
| 2016 NCAA Sioux Falls All-Regional Team | SEC All-Freshman Team (2014) |

Miscellaneous

	Season	Career
Triple-Double	0	1
Double-Double	4	46
20+ Points	1	13
10+ Points	5	77
10+ Rebounds	4	53
5+ Blocks	0	4
Tm-High Points	3	22
Tm-High Rebs.	4	62

This Season's Highlights

- Selected to be a team captain this season
- Preseason All-America selection and ranked No. 9 player in the nation by espnW
- Tops the SEC and is seventh in the nation in field goal percentage...is 16th nationally and second in the conference in rebounds ... comes in 19th in the SEC in scoring
- Two-time SEC Player of the Week (11/15-21, 11/22-28)
- Has four double-doubles this season and scored in double figures in five of seven games
- Controlled the glass down the stretch against #14/15 Texas (Dec. 1) with seven second-half boards, the sixth of which gave her 1,000 for her career
- Matched a career high with four steals against #4/4 Louisville (Nov. 27), including one that led to a pivotal 3-point play for Carolina at the end of the first half

Career Summary

- Is third Gamecock all-time to amass 1,000 career points and 1,000 career rebounds
- Ranks first among active NCAA Division I players in career rebounds (1,006) and double-doubles (46), ranking seventh in career field goal percentage (.610)
- Ranks second in school history in career double-doubles and blocks (181) and is third in rebounds
- Holds career school records for defensive rebounds, rebounds in SEC play and double-doubles in SEC games
- Shot school-record 64.4% from the field in 2015-16

Career Highs

Pts	29 vs. Winthrop, 12/13/15
Rebs	18 at Alabama, 2/22/16
Blks	10 vs. Winthrop, 12/13/15
Stls	4, 2x, last vs. Louisville, 11/27/16
Assts	6 at Texas A&M, 1/31/16
Min	38 at Texas A&M, 1/31/16

Season Highs

Pts	28 vs. Hampton, 11/20
Rebs	16 vs. Hampton, 11/20
Blks	2, 3x, last at Duke, 12/4
Stls	4 vs. Louisville, 11/27
Assts	3 at Ohio State, 11/14
Min	37 at Duke, 12/4

2016-17 Game-by-Game Stats

Opponent	Date	GS	MIN	FG-A	3FG-A	FT-A	Reb	A	TO	B	S	TP
at Ohio State	11/14	*	31	4-7	0-0	2-4	13	3	2	1	0	10
Hampton	11/20	*	24	12-16	0-0	4-7	16	1	0	2	1	28
Maine	11/21	*	22	6-7	0-0	0-1	14	0	0	1	1	12
Saint Peter's	11/22	*	19	8-9	0-0	0-2	7	2	0	1	1	16
vs. Louisville	11/27	*	31	5-9	0-0	7-9	14	1	3	1	4	17
at Texas	12/1	*	22	0-2	0-0	6-8	7	0	0	2	0	6
at Duke	12/4	*	37	3-7	0-0	2-2	5	2	2	2	1	8

Career Stats at South Carolina

Year	GP	GS	Min	Avg	FG	FGA	Pct	3FG	FGA	Pct	FT	FTA	Pct	Off	Def	Tot	Avg	PF	FO	A	TO	Blk	Stl	Pts	Avg
2013-14	34	1	668	19.6	148	242	.612	0	0	—	121	185	.654	82	203	285	8.4	83	1	11	57	73	17	417	12.3
2014-15	36	5	760	21.1	141	251	.562	0	0	—	117	168	.696	99	186	285	7.9	62	0	28	50	53	19	399	11.1
2015-16	35	33	937	26.8	168	261	.644	0	0	—	89	159	.560	107	253	360	10.3	87	0	33	53	45	43	425	12.1
2016-17	7	7	186	26.6	38	57	.667	0	0	—	21	33	.636	26	50	76	10.9	14	0	9	7	10	8	97	13.9
Career	112	46	2551	22.8	495	811	.610	0	0	—	348	545	.639	314	692	1006	9.0	246	1	81	167	181	87	1338	11.9



BIANCA CUEVAS-MOORE

#1

**5-6 • Jr. • Guard • Bronx, N.Y. • Nazareth Regional
Major: Criminal Justice**

This Season's Highlights

- Started every game this season
- Tied for sixth in the SEC in steals per game (2.4)
- Scored four of her nine points at Duke (Dec. 4) on transition layups during a 12-0 first-quarter run
- Matched her career high with five steals against Saint Peter's (Nov. 22) in just 16 minutes

Career Summary

- Led team in assists three times in 2015-16
- Tied for school record with 37 games played in 2014-15

Miscellaneous

	Season	Career
20+ Points	0	2
10+ Points	1	17
5+ Assists	0	6
5+ Steals	1	2
Tm-High Points	0	3
Tm-High Assists	1	12

Career Highs

Pts	21 at Ole Miss, 2/1/15
Rebs	6 at Alabama, 2/22/16
3FG	3 vs. Kentucky, 3/5/16
Stls	5, 2x, last vs. Saint Peter's, 11/22/16
Assts	6 vs. CSUB, 11/28/15
Min	29 at Hawaii, 11/29/15

Season Highs

Pts	11 vs. Saint Peter's, 11/22
Rebs	3 vs. Saint Peter's, 11/22
3FG	1, 4x, last at Duke, 12/4
Stls	5 vs. Saint Peter's, 11/22
Assts	3, 2x, last vs. Louisville, 11/27
Min	22 at Ohio State, 11/14

2016-17 Game-by-Game Stats

Opponent	Date	GS	MIN	FG-A	3FG-A	FT-A	Reb	A	TO	B	S	TP
at Ohio State	11/14	*	22	3-7	0-2	3-4	2	2	1	0	3	9
Hampton	11/20	*	16	1-5	1-2	1-2	1	1	0	1	2	4
Maine	11/21	*	17	2-4	1-1	2-2	1	2	1	0	2	7
Saint Peter's	11/22	*	16	5-8	1-3	0-1	3	3	2	0	5	11
vs. Louisville	11/27	*	17	1-6	0-3	2-2	1	3	0	0	1	4
at Texas	12/1	*	19	2-9	0-1	3-4	0	2	1	0	2	7
at Duke	12/4	*	22	4-11	1-7	0-0	2	2	4	0	2	9

Career Stats at South Carolina

Year	GP	GS	Min	Avg	FG	FGA	Pct	3FG	FGA	Pct	FT	FTA	Pct	Off	Def	Tot	Avg	PF	FO	A	TO	Blk	Stl	Pts	Avg
2014-15	37	0	536	14.5	74	200	.370	16	72	.222	45	58	.776	13	35	48	1.3	44	1	64	60	5	42	209	5.6
2015-16	34	1	615	18.1	78	207	.377	20	76	.263	50	66	.758	10	50	60	1.8	43	1	63	64	2	47	226	6.6
2016-17	7	7	129	18.4	18	50	.360	4	19	.211	11	15	.733	4	6	10	1.4	13	0	15	9	1	17	51	7.3
Career	78	8	1279	16.4	170	457	.372	40	167	.240	106	139	.763	27	91	118	1.5	100	1	142	133	8	106	486	6.2



KAELA DAVIS

#3

6-2 • Jr. • Guard • Suwanee, Ga. • Georgia Tech
Major: Integrated Technology

This Season's Highlights

- Naismith Trophy Top 50 Preseason Watch List
- Ranks second in the SEC in 3s made per game (2.4) and in 3-point field goal percentage at .436
- Sits in the top 15 in the SEC in scoring and free throw percentage
- Led team in assists twice – at Ohio State, Hampton
- Netted nine of her 14 points at Duke (Dec. 4) during fourth quarter, twice pulling the Gamecocks within five points
- Knocked down two timely 3-pointers in a back-and-forth third quarter against #14/15 Texas (Dec. 1) to finish in double figures for the fourth-straight game
- Scored team's first seven points in the opening 98 seconds against #4/4 Louisville (Nov. 27) and added back-to-back 3s early in the second half to eliminate any Cardinal comeback from the eight-point halftime deficit
- Brilliant Gamecock debut at #7/6 Ohio State (Nov. 14), stuffing the box score with 37 points – 11 in the second, third and fourth quarters each – 10 rebounds, five assists and three steals ... first Gamecock to score 30 or more points in a game since Ieasia Walker netted 30 against Clemson on Nov. 18, 2010

Prior to South Carolina

- Two-time All-ACC selection in two seasons at Georgia Tech
- Fastest player in Georgia Tech history to 1,000 career points (52 games)
- Ranked as No. 1 guard and No. 2 overall recruit in 2013 class
- 2013 McDonald's and WBCA All-America
- Has three gold medals with USA Basketball – 2012 FIBA U17 World Championships, 2012 FIBA 3x3 U18 World Championships, 2011 FIBA Americas U16 Championship

Miscellaneous

	Season	Career
Double-Doubles	1	1
30+ Points	1	1
20+ Points	1	1
10+ Points	6	6
10+ Rebounds	1	1
5+ Assists	2	2
Tm-High Points	1	1
Tm-High Rebs	1	1
Tm-High Assists	2	2

Career Highs

Pts	37 at Ohio State, 11/14/16
Rebs	10 at Ohio State, 11/14/16
3FG ...	4, 2x, last vs. Saint Peter's, 11/22/16
Stls	3 at Ohio State, 11/14/16
Assts	5, 2x, last vs. Hampton, 11/20/16
Min	36 at Ohio State, 11/14/16

2016-17 Game-by-Game Stats

Opponent	Date	GS	MIN	FG-A	3FG-A	FTA	Reb	A	TO	B	S	TP
at Ohio State	11/14	*	36	10-21	4-6	13-16	10	5	5	0	3	37
Hampton	11/20	*	30	1-9	1-5	0-0	7	5	2	0	1	3
Maine	11/21	*	26	3-11	1-6	3-4	3	3	2	0	1	10
Saint Peter's	11/22	*	19	5-7	4-4	0-0	3	3	1	0	0	14
vs. Louisville	11/27	*	20	5-10	3-5	0-0	8	1	1	0	0	13
at Texas	12/1	*	34	3-6	2-4	4-4	3	1	5	0	2	12
at Duke	12/4	*	31	5-14	2-9	2-4	6	2	0	0	2	14

Career Stats at South Carolina

Year	GP	GS	Min	Avg	FG	FGA	Pct	3FG	FGA	Pct	FT	FTA	Pct	Off	Def	Tot	Avg	PF	FO	A	TO	Blk	Stl	Pts	Avg
2016-17	7	7	196	28.0	32	78	.410	17	39	.436	22	28	.786	10	30	40	5.7	13	0	20	16	0	9	103	14.7



TIFFANY DAVIS

#15

5-7 • Sr. • Guard • Houston, Texas • Westbury Christian
Major: Psychology

This Season's Highlights

- Selected to be a team captain this season
- Has played in six of seven games this season
- Was solid defensively playing five minutes in the pivotal second quarter against #4/4 Louisville (Nov. 27)

Career Summary

- Missed 2015-16 with knee injury suffered in September
- Missed the bulk of the 2012-13 season after suffering a knee injury
- Graduated in 2016 with bachelor's degree in retail management

Miscellaneous

	Season	Career
10+ Points	0	1
5+ Steals	0	1
Tm-High Points	0	0
Tm-High Assists	0	0

Career Highs

Pts 11 vs. Ole Miss, 1/30/14
3FGs.....2, 3x, last vs. Ole Miss, 1/30/14
Rebs.....6 at Arkansas, 1/2/14
Stls.....5 vs. Elon, 11/9/12
Assts 3, 4x, last vs. SC State, 12/22/13
Min.....30 at Arkansas, 1/2/14

Season Highs

Pts 4 vs. Hampton, 11/20
3FGs.....
Rebs.....3 vs. Saint Peter's, 11/22
Stls.....1 vs. Saint Peter's, 11/22
Assts 1, 2x, last vs. Saint Peter's, 11/22
Min.....17 vs. Saint Peter's, 11/22

2016-17 Game-by-Game Stats

Opponent	Date	GS	MIN	FG-A	3FG-A	FT-A	Reb	A	TO	B	S	TP
at Ohio State	11/14	1	0-0	0-0	0-0	0	0	0	0	0	0	0
Hampton	11/20	13	1-3	0-1	2-3	2	0	0	0	0	0	4
Maine	11/21	10	1-2	0-1	0-0	2	1	1	0	0	0	2
Saint Peter's	11/22	17	0-3	0-2	0-0	3	1	1	0	1	0	0
vs. Louisville	11/27	9	0-1	0-1	1-2	2	0	0	0	0	0	1
at Texas	12/1											
at Duke	12/4	3	0-0	0-0	0-0	1	0	2	0	0	0	0

Career Stats at South Carolina

Year	GP	GS	Min	Avg	FG	FGA	Pct	3FG	FGA	Pct	FT	FTA	Pct	Off	Def	Tot	Avg	PF	FO	A	TO	Blk	Stl	Pts	Avg
2012-13	3	0	40	13.3	4	8	.500	1	4	.250	3	4	.750	1	3	4	1.3	2	0	4	2	0	5	12	4.0
2013-14	32	7	356	11.1	23	59	.390	12	30	.400	19	26	.731	5	27	32	1.0	29	0	29	40	1	4	77	2.4
2014-15	16	0	84	5.3	6	16	.375	5	13	.385	6	9	.667	5	13	18	1.1	5	0	7	9	0	0	23	1.4
2016-17	6	0	53	8.8	2	9	.222	0	5	.000	3	5	.600	2	8	10	1.7	0	0	2	4	0	1	7	1.2
Career	57	7	533	9.4	35	92	.380	18	52	.346	31	44	.705	13	51	64	1.1	36	0	42	55	1	10	119	2.1



ALLISHA GRAY

#10

6-0 • Jr. • Guard • Sandersville, Ga. • North Carolina
Major: Broadcasting

This Season's Highlights

- Naismith Trophy Top 50 Preseason Watch List
- Started every game this season, finishing in double figures in all but one contest
- Leads the team in assists (3.0), and her 2.6 assist-to-turnover ratio is third in the SEC and tied for 40th in Division I
- Ranks among the league's top 10 in field goal percentage (9th) and is 17th in scoring
- Knocked down a 3 nine seconds into the fourth quarter at Duke (Dec. 4) that sparked a 9-2 run that put the Gamecocks within striking distance while handing out a career-high six assists
- Tallied 11 of her game-high 17 points in the third quarter against #4/4 Louisville (Nov. 27), including six during the period-opening 16-5 run to help end any threat of a Cardinal comeback
- Crafty scorer with 24 points at #7/6 Ohio State (Nov. 14) in Gamecock debut, including five as part of 10-0 run early in fourth quarter to stop end Buckeyes' comeback hopes

Prior to South Carolina

- Played two seasons at North Carolina, amassing over 1,000 career points in that time
- 2015 First-Team All-ACC and WBCA All-Region
- Ranked as No. 4 guard and No. 7 overall recruit in 2013 class
- Three-time Georgia state player of the year (2010-12)

Miscellaneous

	Season	Career
20+ Points	1	1
10+ Points	6	6
5+ Assists	2	2
Tm-High Points	1	1
Tm-High Assists	2	2

Career Highs

Pts	24 at Ohio State, 11/14/16
Rebs	8 vs. Saint Peter's, 11/22/16
3FGs	2, 3x, last at Duke, 12/4/16
Stls	2, 2x, last vs. Hampton, 11/20/16
Assts	6 at Duke, 12/4/16
Min	38 at Ohio State, 11/14/16

2016-17 Game-by-Game Stats

Opponent	Date	GS	MIN	FG-A	3FG-A	FT-A	Reb	A	TO	B	S	TP
at Ohio State	11/14	*	38	10-18	0-3	4-8	7	3	0	0	2	24
Hampton	11/20	*	24	4-9	2-7	6-7	1	4	0	0	2	16
Maine	11/21	*	22	5-9	0-1	0-0	3	3	2	0	0	10
Saint Peter's	11/22	*	19	4-7	1-4	4-5	8	5	1	1	1	13
vs. Louisville	11/27	*	22	7-12	2-5	1-1	3	0	0	0	0	17
at Texas	12/1	*	35	2-7	0-1	4-4	4	0	3	0	0	8
at Duke	12/4	*	37	4-9	2-6	1-2	6	6	2	0	1	11

Career Stats at South Carolina

Year	GP	GS	Min	Avg	FG	FGA	Pct	3FG	FGA	Pct	FT	FTA	Pct	Off	Def	Tot	Avg	PF	FO	A	TO	Blk	Stl	Pts	Avg
2016-17	7	7	197	28.1	36	71	.507	7	27	.259	20	27	.741	11	21	32	4.6	14	0	21	8	1	6	99	14.1



TYASHA HARRIS

#52

**5-10 • Fr. • Guard • Noblesville, Ind. • Heritage Christian
Major: Sports Management**

This Season's Highlights

- Has come off the bench for solid minutes in every game this season
- Good distributor, averaging 2.3 assists per game
- Played a great all-around game against #14/15 Texas (Dec. 1) in a career-high 30 minutes of action, notching three steals and a career-best 10 points... netted four-straight points late in the fourth quarter to put the game out of the Longhorns' reach
- Drew the second-half start against #4/4 Louisville (Nov. 27), logging 14 of her 29 minutes during the half and dishing out five of her career-high six assists in that time

Prior to South Carolina

- Ranked as the No. 27 recruit overall and the No. 8 point guard in the 2016 Class
- Finalist for Indiana's Miss Basketball award
- Helped Heritage Christian to three straight state titles, including the 2016 championship in the program's first season in Class 3A
- Is her high school's all-time top scorer with 2,004 career points, also holding school record in steals (487) and ranking third in assists (426)
- Earned gold medal with USA Basketball in 2016 FIBA Americas U18 Championship

Miscellaneous

	Season	Career
10+ Points	1	1
5+ Assists	1	1
Tm-High Points	0	0
Tm-High Assists	1	1

Career Highs

Pts	10 at Texas, 12/1/16
Rebs	2, 2x, last vs. Maine, 11/21/16
Stls	3 at Texas, 12/1/16
Assts	6 vs. Louisville, 11/27/16
Min	30 at Texas, 12/1/16

2016-17 Game-by-Game Stats

Opponent	Date	GS	MIN	FG-A	3FG-A	FT-A	Reb	A	TO	B	S	TP
at Ohio State	11/14	19	1-4	0-0	1-2	0	3	1	0	0	3	
Hampton	11/20	16	1-4	1-3	0-0	2	2	0	1	0	3	
Maine	11/21	19	2-4	0-1	0-0	2	3	2	0	1	4	
Saint Peter's	11/22	14	3-5	1-3	0-0	0	1	2	1	0	7	
vs. Louisville	11/27	29	0-3	0-2	0-0	0	6	1	0	0	0	
at Texas	12/1	30	2-6	0-4	6-8	1	0	0	0	3	10	
at Duke	12/4	25	1-2	1-1	0-0	1	1	4	0	0	3	

Career Stats at South Carolina

Year	GP	GS	Min	Avg	FG	FGA	Pct	3FG	FGA	Pct	FT	FTA	Pct	Off	Def	Tot	Avg	PF	FO	A	TO	Blk	Stl	Pts	Avg
2016-17	7	0	152	21.7	10	28	.357	3	14	.214	7	10	.700	0	6	6	0.9	4	0	16	10	2	4	30	4.3



MIKIAH HERBERT HARRIGAN #21

6-2 • Fr. • Forward • Pembroke Pines, Fla./Flanagan
Major: Criminal Justice

This Season's Highlights

- Providing good minutes off the bench in every game this season
- Fourth on the team in rebounding average
- Netted five of her 11 points against #4/4 Louisville (Nov. 27) in the final 1:24 of the first half to send the Gamecocks into the locker room with an eight-point lead they would not relinquish

Prior to South Carolina

- Ranked as the No. 12 forward in the 2016 Class
- Helped team to four district championships
- Named 2016 8A Player of the Year by the Florida Basketball Coaches Association (FBCA)
- Was a two-time FBCA All-State selection

Miscellaneous

	Season	Career
10+ Points	2	2
10+ Rebounds	0	0
Tm-High Points	0	0
Tm-High Rebs	0	0

Career Highs

Pts	13 vs. Maine, 11/21/16
Rebs	8 vs. Maine, 11/21/16
Blks ...2, 2x, last vs. Saint Peter's, 11/22/16	
Stls	2 vs. Saint Peter's, 11/22/16
Min	25 vs. Saint Peter's, 11/22/16

2016-17 Game-by-Game Stats

Opponent	Date	GS	MIN	FG-A	3FG-A	FT-A	Reb	A	TO	B	S	TP
at Ohio State	11/14	22	2-2	0-0	0-1	5	0	5	1	1	4	
Hampton	11/20	17	4-9	0-0	0-0	7	2	0	2	1	8	
Maine	11/21	24	5-8	0-0	3-5	8	2	0	0	0	13	
Saint Peter's	11/22	25	4-11	0-2	1-2	4	0	2	2	2	9	
vs. Louisville	11/27	17	3-5	0-0	5-5	2	1	0	1	1	11	
at Texas	12/1	18	1-4	0-0	0-1	4	2	0	0	0	2	
at Duke	12/4	8	0-0	0-0	0-0	3	1	0	0	0	0	

Career Stats at South Carolina

Year	GP	GS	Min	Avg	FG	FGA	Pct	3FG	FGA	Pct	FT	FTA	Pct	Off	Def	Tot	Avg	PF	FO	A	TO	Blk	Stl	Pts	Avg
2016-17	7	0	131	18.7	19	39	.487	0	2	.000	9	14	.643	11	22	33	4.7	7	0	8	7	6	5	47	6.7



VICTORIA PATRICK

#0

5-9 • Fr. • Guard • Orlando, Fla. • Edgewater
Major: Biology

This Season's Highlights

- Played in five of seven games this season

Prior to South Carolina

- Ranked as the No. 25 guard in the Class of 2016
- Helped team to 2014 state championship
- Earned First-Team All-Metro West and All-Area honors from the Orlando Sentinel in 2016
- Led team with 15.8 points per game as a senior, helping team to state semifinals

Career Highs

Pts 4 vs. Hampton, 11/20/16
Rebs..... 2 vs. Hampton, 11/20/16
3FG ... 1, 3x, last vs. Saint Peter's, 11/22/16
Stls.....2 vs. Saint Peter's, 11/22/16
Min.....15 vs. Saint Peter's, 11/22/16

2016-17 Game-by-Game Stats

Opponent	Date	GS	MIN	FG-A	3FG-A	FT-A	Reb	A	TO	B	S	TP
at Ohio State	11/14	1	0-0	0-0	0-0	0	0	0	0	0	0	0
Hampton	11/20	11	1-5	1-3	1-2	2	1	1	0	0	4	
Maine	11/21	10	1-3	1-3	0-0	1	0	0	0	0	3	
Saint Peter's	11/22	15	1-4	1-4	0-0	0	1	1	0	2	3	
vs. Louisville	11/27	3	0-0	0-0	0-0	0	0	0	0	0	0	
at Texas	12/1					— DNP —						
at Duke	12/4					— DNP —						

Career Stats at South Carolina

Year	GP	GS	Min	Avg	FG	FGA	Pct	3FG	FGA	Pct	FT	FTA	Pct	Off	Def	Tot	Avg	PF	FO	A	TO	Blk	Stl	Pts	Avg
2016-17	5	0	40	8.0	3	12	.250	3	10	.300	1	2	.500	2	1	3	0.6	1	0	2	2	0	2	10	2.0



A'JA WILSON

#22

6-5 • Jr. • Forward • Hopkins, S.C. • Heathwood Hall
Major: Broadcasting

Career Highlights

Rated No. 1 player in the nation by espnW (2016-17)
 Naismith Trophy Top 50 Preseason Watch List (2016-17)
 Wade Watch List (2016-17)
 Preseason All-America First Team (AP, espnW, Athlon, Lindy's, Sporting News)
 Preseason SEC Player of the Year (Media, Coaches)
 2016 Naismith, Wooden and Wade Trophy Finalist
 2016 All-America First Team (AP, WBCA, USBWA, ESPN, Wooden Award)
 2016 SEC Player of the Year (Coaches, AP)
 2016 SEC Defensive Player of the Year (Coaches)
 SEC Tournament All-Tournament Team

Two-time All-SEC First Team (2015, 2016)
 2015 USA Basketball Female Athlete of the Year
 2015 Rainbow Wahine Showdown Tournament MVP
 Four-time SEC Player of the Week
 2015 All-America (Third Team, AP; Hon. Men, WBCA)
 2015 SEC Freshman of the Year (Coaches, AP)
 2015 SEC All-Freshman Team
 USBWA National Freshman of the Week (Dec. 1-7)
 Five-time SEC Freshman of the Week
 2014 Nat'l HS Player of the Year (WBCA, Naismith, Parade)
 2014 McDonald's and Parade (HS) All-America

Miscellaneous

	Season	Career
Double-Double	1	20
30+ Points	1	1
20+ Points	2	14
10+ Points	6	63
10+ Rebounds	1	21
5+ Blocks	0	7
Tm-High Points	4	34
Tm-High Rebs.	2	25
Tm-High Assists	0	1

This Season's Highlights

- Selected to be a team captain this season
- Consensus preseason first-team All-American and named top player in the country by espnW
- Holds school record for career blocked shots (186)
- Is first in the SEC and tied for 28th in the nation in blocked shots per game (2.6) while ranking sixth in the league in scoring and holding fourth in field goal percentage
- Scored nine of her team-high 18 points in the first six minutes at Duke (Dec. 4) as Gamecocks built quick 16-5 lead
- Notched first double-double of the season in a dominant performance at #14/15 Texas (Dec. 1), delivering on both ends of the court with a career-high 31 points, including nine in the fourth quarter on two crucial putbacks that stifled any chance of a Longhorn comeback ... was also effective on defensive end with a team-high four blocks and three steals
- Provided balanced offense against #4/4 Louisville (Nov. 27), handing out a career-best five assists and tying for the team lead with 17 points, including 11 in the first half to help put the Gamecocks in the locker room with an eight-point lead
- Added two blocked shots to her double-digit scoring effort against Saint Peter's (Nov. 22) to break the school record for career blocked shots

Career Highs

Pts 31 at Texas, 12/1/16
Rebs 19 at Kentucky, 3/1/15
Blks 8, 2x, last vs. Texas A&M, 1/17/16
Sdls 4 vs. Syracuse, 3/25/16
Assts 5 vs. Louisville, 11/27/16
Min 39 at Texas A&M, 1/31/16

Season Highs

Pts 31 at Texas, 12/1
Rebs 12 at Texas, 12/1
Blks 4, 2x, last at Texas, 12/1
Sdls 3, 2x, last at Texas, 12/1
Assts 5 vs. Louisville, 11/27
Min 38 at Texas, 12/1

Prior to South Carolina

- Finalist for all three national player of the year awards and consensus first-team All-American in 2015-16
- Second player in league history to earn SEC Player of the Year and SEC Defensive Player of the Year in the same season (2016)
- Set school record for blocked shots in a season with 103 in 2015-16, ranking 12th in the nation
- Holds school blocked shots records for career (186), an SEC career (85) and in an SEC game (8, two times)
- Became second player in program history to reach 1,000 career points as a sophomore

2016-17 Game-by-Game Stats

Opponent	Date	GS	MIN	FG-A	3FG-A	FT-A	Reb	A	TO	B	S	TP
at Ohio State	11/14	*	16	1-3	0-0	3-6	3	0	3	3	0	5
Hampton	11/20	*	22	3-8	0-0	14-14	7	2	3	2	1	20
Maine	11/21	*	19	7-8	0-0	0-2	3	2	0	4	0	14
Saint Peter's	11/22	*	21	5-9	0-0	4-7	5	4	1	2	3	14
vs. Louisville	11/27	*	28	6-12	0-0	5-6	5	5	5	2	1	17
at Texas	12/1	*	38	12-18	0-0	7-11	12	0	4	4	3	31
at Duke	12/4	*	35	7-14	0-0	4-6	6	0	4	1	0	18

Career Stats at South Carolina

Year	GP	GS	Min	Avg	FG	FGA	Pct	3FG	FGA	Pct	FT	FTA	Pct	Off	Def	Tot	Avg	PF	FO	A	TO	Blk	Stl	Pts	Avg
2014-15	37	1	734	19.8	177	329	.538	1	3	.333	131	198	.662	78	165	243	6.6	72	1	37	62	65	32	486	13.1
2015-16	33	32	895	27.1	205	386	.531	0	0	—	120	166	.723	88	199	287	8.7	78	1	47	74	103	27	530	16.1
2016-17	7	7	179	25.6	41	72	.569	0	0	—	37	52	.712	15	26	41	5.9	20	1	13	20	18	8	119	17.0
Career	77	40	1808	23.5	423	787	.537	1	3	.333	288	416	.692	181	390	571	7.4	170	3	97	156	186	67	1135	14.7



Official Basketball Box Score - Game Totals - Final Statistics
#4/3 South Carolina vs #7/6 Ohio State
 11/14/16 6 p.m. at Columbus, Ohio (Value City Arena)



#4/3 South Carolina 92 • 1-0

#	Player	Total		3-Ptr		Rebounds			PF	TP	A	TO	Blk	Stl	Min
		FG-FGA	FT-FTA	FG-FGA	FT-FTA	Off	Def	Tot							
22	WILSON, A'ja	f	1-3	0-0	3-6	0	3	3	5	5	0	3	3	0	16
41	COATES, Alaina	c	4-7	0-0	2-4	4	9	13	3	10	3	2	1	0	31
01	CUEVAS-MOORE, Bianc	g	3-7	0-2	3-4	0	2	2	4	9	2	1	0	0	22
03	DAVIS, Kaela	g	10-21	4-6	13-16	2	8	10	3	37	5	5	0	3	36
10	GRAY, Alisha	g	10-18	0-3	4-8	1	6	7	2	24	3	0	0	2	38
00	PATRICK, Victoria	g	0-0	0-0	0-0	0	0	0	0	0	0	0	0	0	1
04	CLINEY, Doniyah	g	0-2	0-0	0-0	1	0	1	0	0	0	0	0	0	13
12	BRADSHAW, Araion	g	0-0	0-0	0-0	0	0	0	0	0	0	0	0	0	1
15	DAVIS, Tiffany	g	0-0	0-0	0-0	0	0	0	0	0	0	0	0	0	1
21	HERBERT HARRIGAN,	g	2-2	0-0	0-1	2	3	5	4	4	5	1	1	2	22
52	HARRIS, Tyasha	g	1-4	0-0	1-2	0	0	0	1	3	3	1	0	0	19
Team						4	3	7							
Totals			31-64	4-11	26-41	14	34	48	22	92	16	17	5	9	200

1st FG %: 5-19 26.3% 2nd: 10-19 52.6% 3rd: 8-14 57.1% 4th: 8-12 66.7% Game: 31-64 48.4% Deadball Rebounds 9
 3FG %: 0-3 0.0% 2-4 50.0% 1-3 33.3% 1-1 100.0% 4-11 36.4%
 FT %: 7-11 63.6% 5-9 55.6% 6-10 60.0% 8-11 72.7% 26-41 63.4%

#7/6 Ohio State 80 • 1-1

#	Player	Total		3-Ptr		Rebounds			PF	TP	A	TO	Blk	Stl	Min
		FG-FGA	FT-FTA	FG-FGA	FT-FTA	Off	Def	Tot							
01	Stephanie Mavunga	f	4-6	0-1	3-5	4	5	9	5	11	1	6	3	0	30
32	Shayla Cooper	f	6-12	1-4	2-4	2	3	5	2	15	0	2	0	0	30
03	Kelsey Mitchell	g	9-20	3-11	6-7	0	3	3	4	27	4	4	1	0	37
04	Sierra Calhoun	g	5-14	2-7	6-7	3	0	3	3	18	0	1	0	0	29
20	Asia Doss	g	2-9	1-4	0-0	0	4	4	4	5	4	0	0	2	32
00	Tori McCoy	g	0-2	0-0	0-0	0	1	1	5	0	0	0	1	0	9
22	Alexa Hart	g	0-4	0-0	0-0	0	3	3	2	0	0	3	0	0	15
23	Kiara Lewis	g	2-3	0-0	0-1	0	2	2	1	4	1	0	0	0	8
24	Makayla Waterman	g	0-0	0-0	0-0	1	2	3	3	0	0	1	0	0	10
Team						1	2	3							
Totals			28-70	7-27	11-24	11	25	36	29	80	10	17	5	2	200

1st FG %: 7-19 36.8% 2nd: 8-18 44.4% 3rd: 5-11 45.5% 4th: 8-22 36.4% Game: 28-70 40.0% Deadball Rebounds 4
 3FG %: 2-7 28.6% 2-7 28.6% 1-3 33.3% 2-10 20.0% 7-27 25.9%
 FT %: 2-4 50.0% 3-3 100.0% 9-12 75.0% 3-5 60.0% 17-24 70.8%

Officials: Tina Napier, Felicia Grinter, Jesse Dickerson
 Technical fouls: #4/3 South Carolina-None. #7/6 Ohio State-TEAM.
 Attendance: 6683

Score by periods	1st	2nd	3rd	4th	Total
#4/3 South Carolina	17	27	23	25	92
#7/6 Ohio State	18	21	20	21	80

Points	In	Off	2nd	Fast	Bench
SC	Paint	T/O	Chance	Break	
44	16	13	18	7	
OSU	30	17	12	4	

Last FG - SC 4th-00:53, OSU 4th-00:11.
 Largest lead - SC by 16 4th-00:53, OSU by 3 1st-00:46.
 SC led for 33:58, OSU led for 02:54. Game was tied for 03:04.
 Score tied - 1 time.
 Lead changed - 6 times.



Official Basketball Box Score - Game Totals - Final Statistics
Hampton vs #4/3 South Carolina
 11/20/16 3 p.m. at Columbia, S.C./Colonial Life Arena



Hampton 38 • 0-4

#	Player	Total		3-Ptr		Rebounds			PF	TP	A	TO	Blk	Stl	Min
		FG-FGA	FT-FTA	FG-FGA	FT-FTA	Off	Def	Tot							
04	BROWN, Jephany	f	4-13	0-0	0-0	0	9	9	4	9	0	1	1	2	34
31	LUPOE, Kaylah	f	2-3	0-0	0-0	1	1	2	5	4	0	4	0	0	21
00	TATE-DEFREITAS, Malia	g	3-15	1-3	3-6	2	3	5	2	10	5	0	1	0	35
02	FINNEY-SMITH, Monnaz	g	0-3	0-1	0-0	0	1	1	5	0	1	1	0	0	10
03	GILBEAUX, Georgianna	g	0-1	0-0	0-0	0	1	1	0	0	0	2	0	0	8
01	JAMES, Delane	g	0-0	0-0	0-0	0	1	1	0	0	0	0	0	0	3
05	STROTHERS, Adria	g	3-7	2-3	1-2	0	0	0	1	9	0	1	0	0	14
11	WILLIS, K'lynn	g	0-3	0-2	0-0	0	0	0	0	0	0	0	1	0	9
14	BATES, Ashley	g	1-2	0-0	2-2	1	2	3	3	4	1	2	0	0	19
20	BANKHEAD, Mariah	g	1-6	0-0	0-0	1	2	3	3	2	0	2	1	0	19
21	SAYLE, Mikayla	g	0-0	0-0	0-0	0	0	0	0	0	0	0	0	0	1
22	SEALEY, Chenya	g	0-1	0-1	0-0	0	0	0	0	0	0	0	0	0	10
23	WHITE, Niaya	g	0-4	0-1	0-2	2	0	2	1	0	0	1	0	0	5
33	GREEN, Chanel	g	0-0	0-0	0-0	0	0	0	2	0	2	1	0	0	12
Team						6	1	7							
Totals			14-58	4-15	6-12	14	22	36	26	38	9	24	3	3	200

1st FG %: 7-15 46.7% 2nd: 3-12 25.0% 3rd: 2-16 12.5% 4th: 2-15 13.3% Game: 14-58 24.1% Deadball Rebounds 5,1
 3FG %: 1-4 25.0% 2-3 66.7% 1-4 25.0% 0-4 0.0% 4-15 26.7%
 FT %: 0-0 0.0% 3-4 75.0% 3-6 50.0% 0-2 0.0% 6-12 50.0%

#4/3 South Carolina 92 • 2-0

#	Player	Total		3-Ptr		Rebounds			PF	TP	A	TO	Blk	Stl	Min
		FG-FGA	FT-FTA	FG-FGA	FT-FTA	Off	Def	Tot							
22	WILSON, A'ja	f	3-8	0-0	14-14	2	5	7	4	20	2	3	2	1	22
41	COATES, Alaina	c	12-16	0-0	4-7	7	9	16	1	28	1	0	2	1	24
01	CUEVAS-MOORE, Bianca	g	1-5	1-2	1-2	1	0	1	2	4	1	0	1	2	16
03	DAVIS, Kaela	g	1-9	1-5	0-0	2	5	7	4	3	5	2	0	1	30
10	GRAY, Alisha	g	4-9	2-7	6-7	0	1	1	0	16	4	0	0	2	24
00	PATRICK, Victoria	g	1-5	1-3	1-2	1	1	2	0	4	1	1	0	0	11
04	CLINEY, Doniyah	g	1-2	0-0	0-0	0	1	1	0	2	0	2	0	2	17
12	BRADSHAW, Araion	g	0-0	0-0	0-0	0	1	1	1	0	1	0	0	2	10
15	DAVIS, Tiffany	g	1-3	0-1	2-3	1	1	2	0	4	0	0	0	0	13
21	HERBERT HARRIGAN, M.	g	4-9	0-0	0-0	4	3	7	0	8	2	0	2	1	17
52	HARRIS, Tyasha	g	1-4	1-3	0-0	0	2	2	0	3	2	0	1	0	16
Team						2	1	3							
Totals			29-70	6-21	28-35	20	30	50	12	92	19	9	8	12	200

1st FG %: 5-15 33.3% 2nd: 11-18 61.1% 3rd: 7-20 35.0% 4th: 2-17 11.8% Game: 29-70 41.4% Deadball Rebounds 5,1
 3FG %: 1-5 20.0% 2-5 40.0% 1-4 25.0% 0-2 0.0% 6-21 28.6%
 FT %: 10-12 83.3% 8-10 80.0% 4-4 100.0% 6-9 66.7%

Officials: Frank Steratore, Kim Thebo, Angel Stanton
 Technical fouls: Hampton-None. #4/3 South Carolina-None.
 Attendance: 11795

Score by periods	1st	2nd	3rd	4th	Total
Hampton	15	11	8	4	38
#4/3 South Carolina	21	32	19	20	92

Points	In	Off	2nd	Fast	Bench
HU	Paint	T/O	Chance	Break	
20	2	7	3	15	
SC	46	35	23	12	21

Last FG - HU 4th-00:40, SC 4th-01:43.
 Largest lead - HU by 3 1st-09:27, SC by 54 4th-01:43.
 HU led for 02:26, SC led for 36:36. Game was tied for 00:33.
 Score tied - 1 time.
 Lead changed - 1 time.



Official Basketball Box Score - Game Totals - Final Statistics
Maine vs #3/3 South Carolina
 11/21/16 7:23 pm at Columbia, S.C./Colonial Life Arena



Maine 42 • 2-3

#	Player	Total		3-Ptr		Rebounds			PF	TP	A	TO	Blk	Stl	Min
		FG-FGA	FT-FTA	FG-FGA	FT-FTA	Off	Def	Tot							
13	Sole, Laia	f	0-7	0-0	0-0	0	4	4	2	0	3	3	0	0	26
03	Caceres, Naira	f	3-5	0-1	1-2	0	1	1	1	7	0	3	0	0	27
22	Millan, Blanca	g	1-8	1-7	0-0	0	1	1	2	3	0	0	0	1	19
23	Sutton, Tanesha	g	0-3	0-0	2-2	3	1	4	4	2	0	3	0	2	24
04	Koizar, Sigi	g	2-6	0-2	0-0	0	3	3	0	4	2	1	0	1	31
04	McVicar, Maddy	g	0-1	0-1	0-0	0	0	0	0	0	0	0	0	0	2
05	Stojasavljevic, T.	g	0-2	0-0	2-3	0	0	0	3	2	0	0	0	0	4
10	Brosseau, Julie	g	4-5	3-4	0-0	1	1	2	1	11	0	0	0	0	14
21	Jones, Sheraton	g	0-1	0-1	0-0	0	2	2	0	0	0	0	0	0	8
03															



Official Basketball Box Score -- Game Totals -- Final Statistics
#4/4 Louisville vs #3/3 South Carolina
 11/27/16 1:00 pm at MassMutual Center



#4/4 Louisville 59 • 6-1

#	Player	Total		3-Ptr		Rebounds			PF	TP	A	TO	Blk	Stl	Min
		FG-FGA	FG-FGA	FT-FTA	Off	Def	Tot								
02	HINES-ALLEN, Myisha	* 1-8	0-3	0-0	4	2	6	5	2	0	3	0	0	20	
04	MOORE, Mariya	* 4-13	3-8	6-7	1	2	3	1	17	2	5	0	0	33	
15	JOHNSON, Taylor	* 1-5	0-1	0-0	0	3	3	1	2	6	2	1	0	20	
25	DURR, Asia	* 5-10	3-5	0-0	0	2	2	0	13	0	3	1	2	33	
40	JOHNSON, Ciera	* 0-4	0-0	0-0	1	1	2	5	0	0	0	3	0	19	
00	JACKSON, Briahanna	5-8	0-1	0-1	0	1	1	4	10	3	1	0	1	21	
03	FUEHRING, Sam	1-3	0-0	0-0	1	0	1	2	2	1	1	0	0	10	
10	ZAMBROTTA, Sydney	0-0	0-0	0-0	0	0	0	0	0	1	0	0	0	3	
13	WALTON, Kortnee	1-2	0-0	0-0	1	2	3	2	2	0	1	0	0	14	
21	SHOOK, Kylie	2-2	0-0	0-0	1	1	2	5	4	1	0	0	0	10	
22	JONES, Brianna	0-0	0-0	0-0	0	0	0	0	0	0	0	0	0	3	
23	JONES, Jazmine	3-5	0-0	0-0	0	2	2	2	6	0	1	0	0	11	
24	LAEMMLE, Jessica	0-0	0-0	1-2	0	0	0	0	1	0	0	0	0	2	
33	DUNHAM, Bionca	0-0	0-0	0-0	0	0	0	0	0	0	0	0	0	1	
	Team				0	4	4								
	Totals	23-60	6-18	7-10	9	20	29	27	59	14	17	5	3	200	

1st - FG %:	8-14	57.1%	2nd - 2-10	20.0%	3rd - 6-21	28.6%	4th - 7-15	46.7%	Game - 23-60	38.3%	Deadball	
3FG %:	4-4	100.0%	0-3	0.0%	2-9	22.2%	0-2	0.0%	6-18	33.3%	Rebounds	
FT %:	0-0	0.0%	5-6	83.3%	1-1	100.0%	1-3	33.3%	7-10	70.0%		1

#3/3 South Carolina 83 • 5-0

#	Player	Total		3-Ptr		Rebounds			PF	TP	A	TO	Blk	Stl	Min
		FG-FGA	FG-FGA	FT-FTA	Off	Def	Tot								
22	WILSON, A'ja	f 6-12	0-0	5-6	2	3	5	2	17	5	5	2	1	28	
41	COATES, Alaina	c 5-9	0-0	7-9	6	8	14	2	17	1	3	1	4	31	
01	CUEVAS-MOORE, Bianca	g 1-6	0-3	2-2	0	1	1	4	4	3	0	0	1	17	
03	DAVIS, Kaela	g 5-10	3-5	0-0	1	7	8	3	13	1	1	0	0	20	
10	GRAY, Alisha	g 7-12	2-5	1-1	1	2	3	2	17	0	0	0	0	22	
00	PATRICK, Victoria	0-0	0-0	0-0	0	0	0	0	0	0	0	0	0	3	
04	CLINEY, Doniyah	0-1	0-1	3-6	1	3	4	4	3	0	3	0	0	20	
12	BRADSHAW, Araion	0-1	0-0	0-0	0	0	0	0	0	0	0	0	0	4	
15	DAVIS, Tiffany	0-1	0-1	1-2	0	2	2	0	1	0	0	0	0	9	
21	HERBERT HARRIGAN, M.	3-5	0-0	5-5	0	2	2	1	11	1	0	1	1	17	
52	HARRIS, Tyasha	0-3	0-2	0-0	0	0	0	1	0	6	1	0	0	29	
	Team				5	2	7								
	Totals	27-60	5-17	24-31	16	30	46	19	83	17	13	4	7	200	

1st - FG %:	8-14	44.4%	2nd - 5-11	45.5%	3rd - 8-18	44.4%	4th - 6-13	46.2%	Game - 27-60	45.0%	Deadball	
3FG %:	1-5	20.0%	0-3	0.0%	4-7	57.1%	0-2	0.0%	5-17	29.4%	Rebounds	
FT %:	1-2	50.0%	9-14	64.3%	7-7	100.0%	7-8	87.5%	24-31	77.4%		4

Officials: Joe Vaszily, Margaret Tieman, Tim Greene
 Technical fouls: #4/4 Louisville-None. #3/3 South Carolina-TEAM.
 Attendance: 1812

Score by periods	1st	2nd	3rd	4th	Total
#4/4 Louisville	20	9	15	15	59
#3/3 South Carolina	18	19	27	19	83

In	Off	2nd	Fast	Bench
Paint	T/O	Chance	Break	
LOU 24	15	5	2	25
SC 40	18	20	14	15

Last FG - LOU 4th-00:04, SC 4th-00:51.
 Largest lead - LOU by 4 1st-03:16, SC by 28 4th-03:55.
 LOU led for 04:40. SC led for 32:17. Game was tied for 03:03.

Score tied - 5 times.
 Lead changed - 2 times.



Official Basketball Box Score -- Game Totals -- Final Statistics
#3/3 South Carolina vs #14/15 Texas
 12/01/16 6:02 P.M. at Austin, TX (Frank Erwin Center)



#3/3 South Carolina 76 • 6-0

#	Player	Total		3-Ptr		Rebounds			PF	TP	A	TO	Blk	Stl	Min
		FG-FGA	FG-FGA	FT-FTA	Off	Def	Tot								
22	WILSON, A'ja	f 12-18	0-0	7-11	5	7	12	3	31	0	4	4	3	38	
41	COATES, Alaina	c 0-2	0-0	6-8	3	4	7	4	6	0	0	2	0	22	
01	CUEVAS-MOORE, Bianca	g 2-9	0-1	3-4	0	0	0	1	7	2	1	0	2	19	
03	DAVIS, Kaela	g 3-6	2-4	4-4	0	3	3	2	12	1	5	0	2	34	
10	GRAY, Alisha	g 2-7	0-1	4-4	0	4	4	4	8	0	3	0	0	35	
04	CLINEY, Doniyah	0-0	0-0	0-0	0	0	0	2	0	0	0	0	0	4	
21	HERBERT HARRIGAN,	1-4	0-0	0-1	1	3	4	1	2	2	0	0	0	18	
52	HARRIS, Tyasha	2-6	0-4	6-8	0	1	1	1	10	0	0	0	3	30	
	Team				2	4	6								
	Totals	22-52	2-10	30-40	11	26	37	18	76	5	13	6	10	200	

1st - FG %:	6-14	42.9%	2nd - 5-13	38.5%	3rd - 5-12	41.7%	4th - 6-13	46.2%	Game - 22-52	42.3%	Deadball	
3FG %:	0-2	0.0%	0-0	0.0%	2-4	50.0%	0-4	0.0%	2-10	20.0%	Rebounds	
FT %:	2-3	66.7%	9-14	64.3%	10-12	83.3%	9-11	81.8%	30-40	75.0%		6

#14/15 Texas 67 • 2-3

#	Player	Total		3-Ptr		Rebounds			PF	TP	A	TO	Blk	Stl	Min
		FG-FGA	FG-FGA	FT-FTA	Off	Def	Tot								
24	Holmes, Joyner	f 5-11	0-1	1-2	2	2	4	4	11	1	3	0	0	25	
40	Lang, Kelsey	c 7-10	0-0	1-2	5	7	12	4	15	1	4	6	0	27	
11	McCarty, Brooke	g 3-9	1-4	0-0	1	1	2	3	7	3	2	0	1	39	
20	Taylor, Brianna	g 0-6	0-1	0-0	2	3	5	2	0	1	2	0	2	24	
28	Atkins, Ariel	g 5-14	2-4	2-2	0	1	1	4	14	4	1	1	1	33	
01	Sutton, Alecia	1-1	0-0	0-0	0	0	0	1	2	1	1	0	0	1	
05	Hosey, Jordan	3-5	0-1	0-0	0	0	0	0	6	0	1	0	0	10	
10	Higgs, Lashann	2-7	0-0	3-4	2	1	3	3	7	1	0	0	1	18	
14	Aborowa, Olamide	0-0	0-0	0-0	0	0	0	1	0	0	1	0	0	2	
22	Foman, Tasia	0-1	0-0	0-0	2	1	3	2	0	0	0	0	0	5	
31	Caron-Goudreau, A.	2-4	1-2	0-2	2	3	5	5	5	1	2	2	0	16	
	Team				3	2	5								
	Totals	28-68	4-13	7-14	19	21	40	29	67	13	17	9	5	200	

1st - FG %:	7-15	46.7%	2nd - 6-17	35.3%	3rd - 8-17	47.1%	4th - 7-19	36.8%	Game - 28-68	41.2%	Deadball	
3FG %:	1-1	100.0%	2-4	50.0%	1-3	33.3%	0-5	0.0%	4-13	30.8%	Rebounds	
FT %:	1-2	50.0%	0-0	0.0%	2-8	25.0%	4-4	100.0%	7-14	50.0%		2,2

Officials: Lisa Mattingly, Scott Yarbrough, Felicia Grinter
 Technical fouls: #3/3 South Carolina-None. #14/15 Texas-None.
 Attendance: 3330

Score by periods	1st	2nd	3rd	4th	Total
#3/3 South Carolina	14	19	22	21	76
#14/15 Texas	16	14	19	18	67

In	Off	2nd	Fast	Bench
Paint	T/O	Chance	Break	
SC 34	14	14	2	12
UT 30	7	16	8	20

Last FG - SC 4th-02:00, UT 4th-00:14.
 Largest lead - SC by 11 4th-00:47, UT by 4 1st-07:39.
 SC led for 18:07. UT led for 15:25. Game was tied for 06:28.

Score tied - 8 times.
 Lead changed - 5 times.



Official Basketball Box Score -- Game Totals -- Final Statistics
#3/3 South Carolina vs Duke
 12/04/16 2:00 PM at Durham, N.C. (Cameron Indoor Stadium)



#3/3 South Carolina 63 • 6-1

#	Player	Total		3-Ptr		Rebounds			PF	TP	A	TO	Blk	Stl	Min
		FG-FGA	FG-FGA	FT-FTA	Off	Def	Tot								
22	WILSON, A'ja	f 7-14	0-0	4-6	3	3	6	3	18	0	4	1	0	35	
41	COATES, Alaina	c 3-7	0-0	2-2	2	3	5	3	8	2	2	2	1	37	
01	CUEVAS-MOORE, Bianca	g 4-11	1-7	0-0	1	1	2	1	9	2	4	0	2	22	
03	DAVIS, Kaela	g 5-14	2-9	2-4	3	3	6	0	14	2	0	0	2	31	
10	GRAY, Alisha	g 4-9	2-6	1-2	4	2	6	4	11	6	2	0	1	37	
04	CLINEY, Doniyah	0-0	0-0	0-0	0	0	0	0	0	0	1	0	0	2	
15	DAVIS, Tiffany	0-0	0-0	0-0	1	0	1	0	0	0	2	0	0	3	
21	HERBERT HARRIGAN,	0-0	0-0	0-0	0	3	3	0	0	1	0	0	0	8	
52	HARRIS, Tyasha	1-2	1-1	0-0	0	1	1	0	3	1	4	0	0	25	
	Team				2	1	3								
	Totals	24-57	6-23	9-14	16	17	33	11	63	14	19	3	6	200	

1st - FG %:	7-15	46.7%	2nd - 6-14	42.9%	3rd - 5-13	38.5%	4th - 6-15	40.0%	Game - 24-57	42.1%	Deadball	
3FG %:	0-4	0.0%	1-4	25.0%	1-5	20.0%	4-10	40.0%	6-23	26.1%	Rebounds	
FT %:	2-3	66.7%	0-0	0.0%	3-5	60.0%	4-6	66.7%	9-14	64.3%		



South Carolina Season Schedule/Results & Leaders (as of Dec 04, 2016)
All games



RECORD:	OVERALL	HOME	AWAY	NEUTRAL
ALL GAMES	6-1	3-0	2-1	1-0
CONFERENCE	0-0	0-0	0-0	0-0
NON-CONFERENCE	6-1	3-0	2-1	1-0

Date	Opponent	Score	Att. High Points	High Rebounds
11/14/16	at #7/6 Ohio State	w 92-80	6683 (37)DAVIS, Kaela	(13)COATES, Alaina
11/20/16	@HAMPTON	w 92-38	11795 (28)COATES, Alaina	(16)COATES, Alaina
11/21/16	@MAINE	w 79-42	11057 (14)WILSON, A'ja	(14)COATES, Alaina
11/22/16	@SAINT PETER'S	w 93-38	11455 (16)COATES, Alaina	(8)CLINEY, Doniyah (8)GRAY, Allisha
11/27/16	@vs #4/4 Louisville	w 83-59	1812 (17)WILSON, A'ja (17)GRAY, Allisha (17)COATES, Alaina	(14)COATES, Alaina
12/01/16	at #14/15 Texas	w 76-67	3330 (31)WILSON, A'ja	(12)WILSON, A'ja
12/04/16	at Duke	63-74 L	6036 (18)WILSON, A'ja	(6)WILSON, A'ja (6)GRAY, Allisha (6)DAVIS, Kaela

* = Conference game

@ = Basketball Hall of Fame Women's Challenge (Columbia, S.C./Springfield, Mass.)

Attendance Summary	Games	Attend	Avg/Game
Home	3	34307	11436
Away	3	16049	5350
Neutral	1	1812	1812
Total	7	52168	7453



South Carolina Points-Rebounds-Assists (as of Dec 04, 2016)
All games



Opponent	Date	Score		00	01	03	04	10	12	15
				PATRICK,VI	CUEVAS-MOO	DAVIS,KAEL	CLINEY,DON	GRAY,ALLIS	BRADSHAW,A	DAVIS,TIFF
at #7/6 Ohio State	11/14/16	92-80	w	0-0-0	9-2-2	37-10-5	0-1-0	24-7-3	0-0-0	0-0-0
HAMPTON	11/20/16	92-38	w	4-2-1	4-1-1	3-7-5	2-1-0	16-1-4	0-1-1	4-2-0
MAINE	11/21/16	79-42	w	3-1-0	7-1-2	10-3-3	4-4-4	10-3-3	0-0-1	2-2-1
SAINT PETER'S	11/22/16	93-38	w	3-0-1	11-3-3	14-3-3	3-8-1	13-8-5	3-0-1	0-3-1
vs #4/4 Louisville	11/27/16	83-59	w	0-0-0	4-1-3	13-8-1	3-4-0	17-3-0	0-0-0	1-2-0
at #14/15 Texas	12/01/16	76-67	w	DNP	7-0-2	12-3-1	0-0-0	8-4-0	DNP	DNP
at Duke	12/04/16	63-74	L	DNP	9-2-2	14-6-2	0-0-0	11-6-6	DNP	0-1-0

Opponent	Date	Score		21	22	41	52
				HERBERT HA	WILSON,A'J	COATES,ALA	HARRIS,TYA
at #7/6 Ohio State	11/14/16	92-80	w	4-5-0	5-3-0	10-13-3	3-0-3
HAMPTON	11/20/16	92-38	w	8-7-2	20-7-2	28-16-1	3-2-2
MAINE	11/21/16	79-42	w	13-8-2	14-3-2	12-14-0	4-2-3
SAINT PETER'S	11/22/16	93-38	w	9-4-0	14-5-4	16-7-2	7-0-1
vs #4/4 Louisville	11/27/16	83-59	w	11-2-1	17-5-5	17-14-1	0-0-6
at #14/15 Texas	12/01/16	76-67	w	2-4-2	31-12-0	6-7-0	10-1-0
at Duke	12/04/16	63-74	L	0-3-1	18-6-0	8-5-2	3-1-1



South Carolina Team Game-by-Game Comparison (as of Dec 04, 2016)
All games



Opponent	1st	2nd	Score	Mar	Total FG	FG Pct	3-Pointers	3FG Pct	Free Throws	FT Pct	Rebounds	Assist	T/Over	Block	Steal	Fouls
#7/6 Ohio State	44/39	48/41	92-80	+12	31-64/28-70	.484/.400	4-11/7-27	.364/.259	26-41/17-24	.634/.708	48/36	16/10	17/17	5/5	9/2	22/29
HAMPTON	53/26	39/12	92-38	+54	29-70/14-58	.414/.241	6-21/4-15	.286/.267	28-35/6-12	.800/.500	50/36	19/9	9/24	8/3	12/3	12/26
MAINE	43/19	36/23	79-42	+37	33-59/15-56	.559/.268	3-14/5-22	.214/.227	10-16/7-9	.625/.778	42/27	21/9	10/13	5/2	7/4	11/15
SAINT PETERS	64/21	29/17	93-38	+55	37-66/16-54	.561/.296	10-24/4-20	.417/.200	9-17/2-2	.529/1000	44/24	22/6	13/22	7/1	17/11	4/14
#4/4 Louisville	37/29	46/30	83-59	+24	27-60/23-60	.450/.383	5-17/6-18	.294/.333	24-31/7-10	.774/.700	46/29	17/14	13/17	4/5	7/3	19/27
#14/15 Texas	33/30	43/37	76-67	+9	22-52/28-68	.423/.412	2-10/4-13	.200/.308	30-40/7-14	.750/.500	37/40	5/13	13/17	6/9	10/5	18/29
Duke	29/36	34/38	63-74	(11)	24-57/30-60	.421/.500	6-23/5-12	.261/.417	9-14/9-11	.643/.818	33/30	14/8	19/16	3/3	6/14	11/15

Note: Game totals are displayed in the format TEAM/OPPONENT for each category



**#3/3 South Carolina Combined Team Statistics (as of Dec 01, 2016)
vs. Ranked Opponent**



RECORD:	OVERALL	HOME	AWAY	NEUTRAL
ALL GAMES	3-0	0-0	2-0	1-0
CONFERENCE	0-0	0-0	0-0	0-0
NON-CONFERENCE	3-0	0-0	2-0	1-0

##	Player	gp-gs	min	avg	Total		3-Point		F-Throw		Rebounds			pf	dq	a	to	blk	stl	pts	avg			
					fg-fga	fg%	3fg-fga	3fg%	ft-fa	ft%	off	def	tot											
03	DAVIS, Kaela	3-3	90	30.0	18-37	.486	9-15	.600	17-20	.850	3	18	21	7.0	8	0	7	11	0	5	62	20.7		
22	WILSON, A'ja	3-3	82	27.3	19-33	.576	0-0	.000	15-23	.652	7	13	20	6.7	10	1	5	12	9	4	53	17.7		
10	GRAY, Alisha	3-3	95	31.7	19-37	.514	2-9	.222	9-13	.692	2	12	14	4.7	8	0	3	3	0	2	49	16.3		
41	COATES, Alaina	3-3	84	28.0	9-18	.500	0-0	.000	15-21	.714	13	21	34	11.3	9	0	4	5	4	4	33	11.0		
01	CUEVAS-MOORE, Bia	3-3	58	19.3	6-22	.273	0-6	.000	8-10	.800	0	3	3	1.0	9	0	7	2	0	6	20	6.7		
21	HERBERT HARRIGAN	3-0	57	19.0	6-11	.545	0-0	.000	5-7	.714	3	8	11	3.7	6	0	3	5	2	2	17	5.7		
52	HARRIS, Tyasha	3-0	78	26.0	3-13	.231	0-6	.000	7-10	.700	0	1	1	0.3	3	0	9	2	0	3	13	4.3		
04	CLINEY, Doniyah	3-0	37	12.3	0-3	.000	0-1	.000	3-6	.500	2	3	5	1.7	6	0	0	3	0	0	3	1.0		
15	DAVIS, Tiffany	2-0	10	5.0	0-1	.000	0-1	.000	1-2	.500	0	2	2	1.0	0	0	0	0	0	0	1	0.5		
12	BRADSHAW, Araion	2-0	5	2.5	0-1	.000	0-0	.000	0-0	.000	0	0	0	0.0	0	0	0	0	0	0	0	0.0		
00	PATRICK, Victoria	2-0	4	2.0	0-0	.000	0-0	.000	0-0	.000	0	0	0	0.0	0	0	0	0	0	0	0	0.0		
Team											11	9	20											
Total.....		3	600		80-176	.455	11-38	.289	80-112	.714	41	90	131	43.7	59	1	38	43	15	26	251	83.7		
Opponents.....		3	600		79-198	.399	17-58	.293	31-48	.646	39	66	105	35.0	85	6	37	51	19	10	206	68.7		

TEAM STATISTICS	SC	OPP
SCORING	251	206
Points per game	83.7	68.7
Scoring margin	+15.0	-
FIELD GOALS-ATT	80-176	79-198
Field goal pct	.455	.399
3 POINT FG-ATT	11-38	17-58
3-point FG pct	.289	.293
3-pt FG made per game	3.7	5.7
FREE THROWS-ATT	80-112	31-48
Free throw pct	.714	.646
F-Throws made per game	26.7	10.3
REBOUNDS	131	105
Rebounds per game	43.7	35.0
Rebounding margin	+8.7	-
ASSISTS	38	37
Assists per game	12.7	12.3
TURNOVERS	43	51
Turnovers per game	14.3	17.0
Turnover margin	+2.7	-
Assist/turnover ratio	0.9	0.7
STEALS	26	10
Steals per game	8.7	3.3
BLOCKS	15	19
Blocks per game	5.0	6.3
ATTENDANCE	0	11825
Home games-Avg/Game	0-0	2-5006
Neutral site-Avg/Game	-	1-1812

Date	Opponent		Score	Att.
11/14/16	at #7/6 Ohio State	w	92-80	6683
@ 11/27/16	vs #4/4 Louisville	w	83-59	1812
12/01/16	at #14/15 Texas	w	76-67	3330

* = Conference game
@ = Basketball Hall of Fame Women's Challenge (Columbia, S.C./Springfield, Mass.)

Score by Periods	1st	2nd	3rd	4th	Totals
#3/3 South Carolina	49	65	72	65	251
Opponents	54	44	54	54	206



South Carolina Combined Team Statistics (as of Dec 04, 2016)
All games



RECORD:	OVERALL	HOME	AWAY	NEUTRAL
ALL GAMES	6-1	3-0	2-1	1-0
CONFERENCE	0-0	0-0	0-0	0-0
NON-CONFERENCE	6-1	3-0	2-1	1-0

##	Player	gp-gs	min	avg	Total		3-Point		F-Throw		Rebounds			pf	dq	a	to	blk	stl	pts	avg			
					fg-fga	fg%	3fg-fga	3fg%	ft-fta	ft%	off	def	tot											
22	WILSON, A'ja	7-7	179	25.6	41-72	.569	0-0	.000	37-52	.712	15	26	41	5.9	20	1	13	20	18	8	119	17.0		
03	DAVIS, Kaela	7-7	196	28.0	32-78	.410	17-39	.436	22-28	.786	10	30	40	5.7	13	0	20	16	0	9	103	14.7		
10	GRAY, Allisha	7-7	197	28.1	36-71	.507	7-27	.259	20-27	.741	11	21	32	4.6	14	0	21	8	1	6	99	14.1		
41	COATES, Alaina	7-7	186	26.6	38-57	.667	0-0	.000	21-33	.636	26	50	76	10.9	14	0	9	7	10	8	97	13.9		
01	CUEVAS-MOORE, Bia	7-7	129	18.4	18-50	.360	4-19	.211	11-15	.733	4	6	10	1.4	13	0	15	9	1	17	51	7.3		
21	HERBERT HARRIGAN	7-0	131	18.7	19-39	.487	0-2	.000	9-14	.643	11	22	33	4.7	7	0	8	7	6	5	47	6.7		
52	HARRIS, Tyasha	7-0	152	21.7	10-28	.357	3-14	.214	7-10	.700	0	6	6	0.9	4	0	16	10	2	4	30	4.3		
00	PATRICK, Victoria	5-0	40	8.0	3-12	.250	3-10	.300	1-2	.500	2	1	3	0.6	1	0	2	2	0	2	10	2.0		
04	CLINEY, Doniyah	7-0	98	14.0	3-9	.333	1-3	.333	5-8	.625	6	12	18	2.6	9	0	5	8	0	6	12	1.7		
15	DAVIS, Tiffany	6-0	53	8.8	2-9	.222	0-5	.000	3-5	.600	2	8	10	1.7	0	0	2	4	0	1	7	1.2		
12	BRADSHAW, Araion	5-0	39	7.8	1-3	.333	1-1	1.000	0-0	.000	0	1	1	0.2	2	0	3	2	0	2	3	0.6		
Team											16	14	30											
Total.....		7	1400		203-428	.474	36-120	.300	136-194	.701	103	197	300	42.9	97	1	114	94	38	68	578	82.6		
Opponents.....		7	1400		154-426	.362	35-127	.276	55-82	.671	83	139	222	31.7	155	8	69	126	28	42	398	56.9		

TEAM STATISTICS	SC	OPP	Date	Opponent	Score	Att.
SCORING	578	398	11/14/16	at #7/6 Ohio State	w 92-80	6683
Points per game	82.6	56.9	@ 11/20/16	HAMPTON	w 92-38	11795
Scoring margin	+25.7	-	@ 11/21/16	MAINE	w 79-42	11057
FIELD GOALS-ATT	203-428	154-426	@ 11/22/16	SAINT PETER'S	w 93-38	11455
Field goal pct	.474	.362	@ 11/27/16	vs #4/4 Louisville	w 83-59	1812
3 POINT FG-ATT	36-120	35-127	12/01/16	at #14/15 Texas	w 76-67	3330
3-point FG pct	.300	.276	12/04/16	at Duke	L 63-74	6036
3-pt FG made per game	5.1	5.0	* = Conference game			
FREE THROWS-ATT	136-194	55-82	@ = Basketball Hall of Fame Women's Challenge (Columbia, S.C./Springfield, Mass.)			
Free throw pct	.701	.671				
F-Throws made per game	19.4	7.9				
REBOUNDS	300	222				
Rebounds per game	42.9	31.7				
Rebounding margin	+11.1	-				
ASSISTS	114	69				
Assists per game	16.3	9.9				
TURNOVERS	94	126				
Turnovers per game	13.4	18.0				
Turnover margin	+4.6	-				
Assist/turnover ratio	1.2	0.5				
STEALS	68	42				
Steals per game	9.7	6.0				
BLOCKS	38	28				
Blocks per game	5.4	4.0				
ATTENDANCE	34307	17861				
Home games-Avg/Game	3-11436	3-5350				
Neutral site-Avg/Game	-	1-1812				

Score by Periods	1st	2nd	3rd	4th	Totals
South Carolina	142	161	145	130	578
Opponents	100	100	104	94	398