



Record Book

Contents

Individual Career	76
Individual Season	79
Individual Game	82
Team Season	84
Team Game	86
Opponent Game	89
Colonial Life Arena, Individual	92
Colonial Life Arena, Team	94
Freshman Game	96
Freshman Season	97
Sophomore Season	98
Junior Season	100
Senior Season	101
The Last Time	103
SEC Tournament	104
NCAA Tournament	108

12

Points

1. 2266 Sheila Foster (1978-82)
2. 2230 Shannon Johnson (1992-96)
3. 1982 Brantley Southers (1981-86)
4. 1939 Jocelyn Penn (1998-03)
5. 1791 Schonna Banner (1986-90)
6. 1728 Martha Parker (1985-89)
7. 1714 Karen Middleton (1987-91)
8. 1620 Evelyn Johnson (1979-83)
9. 1585 Marsha Williams (1989-93)
10. 1511 Sharon Gilmore (1982-86)

11

10

Scoring Average (Min. 50 GP)

1. 21.3 Beth Hunt (1988-90)
2. 20.5 Katrina Anderson (1977-79)
3. 20.5 Shannon Johnson (1992-96)
4. 17.8 Denise Nanney (1974-77)
5. 16.9 Sheila Foster (1978-82)
6. 16.6 Jocelyn Penn (1998-03)
7. 16.5 Brantley Southers (1981-86)
8. 16.1 Charlene DuBose (1974-76)
9. 14.3 Schonna Banner (1986-90)
10. 14.3 Evelyn Johnson (1979-83)

09

08

07

06

05


04

03

02

01

00



Beth Hunt (1988-90) started every game of her two seasons for the Gamecocks and etched her name in the program record book with 21.3 points per game.

Field Goals Made

1. 924 Sheila Foster (1978-82)
2. 859 Brantley Southers (1981-86)
3. 775 Schonna Banner (1986-90)
4. 772 Shannon Johnson (1992-96)
5. 757 Jocelyn Penn (1998-03)
6. 674 Evelyn Johnson (1979-83)
7. 646 Sharon Gilmore (1982-86)
8. 638 Karen Middleton (1987-91)
9. 633 Marsha Williams (1989-93)
10. 626 Martha Parker (1985-89)

Field Goals Attempts

1. 1768 Brantley Southers (1981-86)
2. 1759 Shannon Johnson (1992-96)
3. 1712 Sheila Foster (1978-82)
4. 1426 Schonna Banner (1986-90)
5. 1417 Karen Middleton (1987-91)
6. 1390 Evelyn Johnson (1979-83)
7. 1389 Marsha Williams (1989-93)
8. 1359 Denise Nanney (1974-77)
9. 1277 Jocelyn Penn (1998-03)
10. 1269 Shaunzinski Gortman (1998-02)

Field Goal Percentage (Min. 300 FGA)

1. .593 (757-1277) Jocelyn Penn (1998-03)
2. .577 (558-967) Beth Hunt (1988-90)
3. .561 (176-314) Charenee Stephens (2009-present)
4. .543 (775-1426) Schonna Banner (1986-90)
5. .543 (589-1084) Katrina Anderson (1977-79)
6. .540 (924-1712) Sheila Foster (1978-82)
7. .540 (312-578) Demetress Adams (2005-09)
8. .538 (207-385) Teresa Geter (2000-02)
9. .535 (389-727) Demetress Adams (2005-09)
10. .532 (626-1177) Martha Parker (1985-89)

3-Point Field Goals Made (Since 1987-88)

1. 317 Karen Middleton (1987-91)
2. 239 Christi Timmons (1991-95)
3. 238 Kelly Morrone (1999-04)
4. 208 Shannon Johnson (1992-96)
5. 159 Heather Godfrey (1994-98)
6. 152 Nicki Bass (1990-94)
7. 119 Stacy Booker (2003-07)
8. 115 Valerie Nainima (2010-11)
9. 114 Nikki Miars (1995-99)
10. 111 Shaun Gortman (1998-02)

3-Point Field Goal Attempts (Since 1987-88)

1. 794 Christi Timmons (1991-95)
2. 712 Karen Middleton (1987-91)
3. 650 Kelly Morrone (1999-04)
4. 545 Shannon Johnson (1992-96)
5. 480 Heather Godfrey (1994-98)
6. 470 Nicki Bass (1990-94)
7. 418 Stacy Booker (2003-07)
8. 365 Nikki Miars (1995-99)
9. 359 Lisa Williams (1995-99)
10. 340 Valerie Nainima (2010-11)

Points

1. 754 Katrina Anderson (1977-78)
2. 748 Beth Hunt (1989-90)
3. 716 Jocelyn Penn (2002-03)
4. 700 Katrina Anderson (1978-79)
5. 691 Shannon Johnson (1995-96)
6. 646 Shannon Johnson (1994-95)
7. 634 Shannon Johnson (1993-94)
8. 627 Sheila Foster (1981-82)
9. 615 Brantley Southers (1985-86)
10. 598 Marsha Williams (1991-92)

Scoring Average (Min. 20 GP)

1. 24.7 Shannon Johnson (1995-96)
2. 23.9 Jocelyn Penn (2002-03)
3. 23.9 Shannon Johnson (1994-95)
4. 23.5 Shannon Johnson (1993-94)
5. 22.7 Beth Hunt (1989-90)
6. 22.2 Katrina Anderson (1977-78)
7. 21.4 Marsha Williams (1991-92)
8. 20.5 Brantley Southers (1985-86)
9. 20.2 Sheila Foster (1981-82)
10. 19.7 Beth Hunt (1988-89)

Field Goals Made

1. 316 Beth Hunt (1989-90)
2. 306 Katrina Anderson (1977-78)
3. 283 Katrina Anderson (1978-79)
4. 282 Jocelyn Penn (2002-03)
5. 266 Brantley Southers (1985-86)
6. 252 Sheila Foster (1981-82)
7. 245 Sheila Foster (1979-80)
8. 242 Beth Hunt (1988-89)
9. 239 Brantley Southers (1983-84)
10. 238 Shannon Johnson (1995-96)

Field Goal Attempts

1. 573 Brantley Southers (1985-86)
2. 547 Beth Hunt (1989-90)
3. 544 Shannon Johnson (1995-96)
- 544 Katrina Anderson (1977-78)
- 540 Katrina Anderson (1978-79)
- 527 Denise Nanney (1976-77)
- 509 Martha Suber (1974-75)
- 508 Marsha Williams (1991-92)
- 506 Shannon Johnson (1993-94)
- 497 Shannon Johnson (1994-95)

Field Goal Percentage (Min. 150 FGA)

1. .628 (282-449) Jocelyn Penn (2002-03)
2. .621 (218-351) Jocelyn Penn (2001-02)
3. .595 (94-158) Demetress Adams (2005-06)
4. .595 (113-190) Teresa Geter (2000-01)
5. .583 (252-432) Sheila Foster (1981-82)
6. .580 (184-317) Sharon Gilmore (1982-83)
7. .578 (316-547) Beth Hunt (1989-90)
8. .576 (242-420) Beth Hunt (1988-89)
9. .571 (181-317) Schonna Banner (1989-90)
10. .563 (202-359) Martha Parker (1987-88)

3-Point Field Goals Made (Since 1987-88)


1. 115 Karen Middleton (1990-91)
2. 97 Jordan Jones (2007-08)
3. 84 Christi Timmons (1991-92)
4. 82 Valerie Nainima (2009-10)
- 82 Shannon Johnson (1995-96)
6. 81 Kelly Morrone (2003-04)
7. 79 Christi Timmons (1993-94)
8. 76 Karen Middleton (1989-90)
9. 75 Karen Middleton (1987-88)
10. 64 Shannon Johnson (1994-95)

3-Point Field Goal Attempts (Since 1987-88)

1. 265 Karen Middleton (1990-91)
2. 244 Christi Timmons (1993-94)
3. 243 Jordan Jones (2007-08)
4. 241 Christi Timmons (1991-92)
5. 229 Valerie Nainima (2009-10)
6. 202 Shannon Johnson (1995-96)
7. 199 Kelly Morrone (2003-04)
8. 198 Christi Timmons (1994-95)
9. 189 Kelly Morrone (2002-03)
10. 183 Nicki Bass (1993-94)

3-Point Field Goal Percentage (Min. 80 3FGA)

1. .469 (76-162) Karen Middleton (1989-90)
2. .455 (51-112) Karen Middleton (1988-89)
3. .434 (115-265) Karen Middleton (1990-91)
4. .434 (75-173) Karen Middleton (1987-88)
5. .407 (81-199) Kelly Morrone (2003-04)
6. .406 (82-202) Shannon Johnson (1995-96)
7. .406 (43-106) Heather Godfrey (1994-95)
8. .399 (97-243) Jordan Jones (2007-08)
9. .396 (44-111) Shannon Johnson (1993-94)
10. .386 (32-83) Nicki Bass (1990-91)



Karen Middleton (1988-91) owns the top four single-season 3-point field goal percentages in school history.

12
11
10
09
08
07
06
05
04
03
02
01
00
80

Free Throws Made

1. 157 Martha Parker (1987-88)
2. 154 Shannon Johnson (1994-95)
3. 142 Katrina Anderson (1977-78)
4. 138 Jocelyn Penn (2002-03)
5. 134 Katrina Anderson (1978-79)
6. 133 Shannon Johnson (1995-96)
7. 128 Shannon Johnson (1993-94)
8. 126 Marsha Williams (1991-92)
9. 124 Nikki Miars (1996-97)
10. 123 Sheila Foster (1981-82)

Free Throw Attempts

1. 242 Katrina Anderson (1977-78)
2. 231 Martha Parker (1987-88)
3. 227 Shannon Johnson (1994-95)
4. 200 Marsha Williams (1991-92)
5. 196 Nicki Bass (1991-92)
6. 195 Katrina Anderson (1978-79)
7. 194 Jocelyn Penn (2002-03)
8. 186 Shannon Johnson (1993-94)
9. 181 Sheila Foster (1980-81)
10. 179 Shannon Johnson (1995-96)

Free Throw Percentage (Min. 80 FTA)

1. .856 (83-97) Brantley Southers (1985-86)
2. .830 (73-88) Brantley Southers (1983-84)
3. .816 (124-152) Nikki Miars (1996-97)
4. .814 (79-97) Mindy Ballou (1985-86)
5. .812 (69-85) Teresa Geter (2001-02)
6. .804 (78-97) Rita Johnson (1980-81)
7. .798 (79-99) Lisa Williams (1996-97)
8. .793 (119-150) Martha Parker (1988-89)
9. .777 (115-148) Annie Lester (1997-98)
10. .770 (104-135) Lori Joyner (1992-93)

Rebounding

1. 434 Katrina Anderson (1977-78)
2. 381 Sheila Foster (1980-81)
3. 379 Sheila Foster (1979-80)
4. 371 Katrina Anderson (1978-79)
5. 361 Denise Nanney (1974-75)
6. 338 Sheila Foster (1981-82)
7. 337 Beth Hunt (1989-90)
8. 329 Sheila Foster (1978-79)
9. 315 Marsha Williams (1991-92)
10. 303 Marsha Williams (1990-91)

Rebounding Average (Min. 20 GP)


1. 12.8 Katrina Anderson (1977-78)
2. 12.7 Sheila Foster (1980-81)
3. 12.1 Denise Nanney (1975-76)
4. 12.0 Denise Nanney (1974-75)
5. 11.3 Marsha Williams (1991-92)
6. 10.9 Sheila Foster (1981-82)
7. 10.7 Marsha Williams (1992-93)
8. 10.5 Sheila Foster (1979-80)
9. 10.2 Beth Hunt (1989-90)
10. 10.0 Katrina Anderson (1978-79)

Offensive Rebounds (Since 1987-88)

1. 133 Marsha Williams (1991-92)
2. 126 Marsha Williams (1990-91)
3. 108 Annie Lester (1997-98)
4. 107 Beth Hunt (1988-89)
5. 107 Beth Hunt (1989-90)
6. 103 Marsha Williams (1992-93)
7. 100 Annie Lester (1998-99)
7. 100 Jocelyn Penn (2002-03)
9. 98 Treka McMillian (1990-91)
- 98 Ashley Bruner (2010-11)

Defensive Rebounds (Since 1987-88)

1. 230 Beth Hunt (1989-90)
2. 198 Petra Ujhelyi (2002-03)
3. 186 Kelsey Bone (2009-10)
4. 182 Marsha Williams (1991-92)
5. 177 Marsha Williams (1990-91)
6. 174 Schonna Banner (1989-90)
7. 169 Beth Hunt (1988-89)
8. 161 Schonna Banner (1987-88)
9. 160 Martha Parker (1987-88)
10. 154 Schonna Banner (1988-89)



Brantley Southers set the school record for free throw percentage in 1985-86, hitting 85.6 percent of her attempts.

THE TIME IS NOW **INDIVIDUAL SEASON RECORDS**

Assists *(Since 1976-77)*

1. 219 Mindy Ballou (1983-84)
2. 207 Cristina Ciocan (2002-03)
3. 190 Sharon Rivers (1981-82)
4. 185 Cristina Ciocan (2001-02)
5. 174 Lisa Diaz (1988-89)
- 174 Mindy Ballou (1985-86)
7. 162 Martha Parker (1985-86)
- 162 Mindy Ballou (1984-85)
9. 161 Sherry David (1989-90)
10. 160 Sherry David (1990-91)

Blocked Shots *(Since 1976-77)*

1. 60 Lakesha Tolliver (2006-07)
2. 58 Teresa Geter (2000-01)
3. 55 Demetress Adams (2007-08)
4. 54 Melanie Johnson (2004-05)
5. 53 Michelle Murray (1990-91)
6. 49 Michelle Murray (1991-92)
7. 48 Petra Ujhelyi (2002-03)
8. 47 Lakesha Tolliver (2007-08)
9. 45 Petra Ujhelyi (2001-02)
10. 43 Michelle Murray (1992-93)

Steals *(Since 1976-77)*

1. 126 Katrina Anderson (1978-79)
2. 112 Jocelyn Penn (2002-03)
3. 94 Jocelyn Penn (2001-02)
4. 89 Rita Johnson (1979-80)
5. 88 Rita Johnson (1980-81)
- 88 Sheila Foster (1979-80)
7. 79 Jocelyn Penn (1998-99)
- 79 Iaesia Walker (2010-11)
9. 77 Martha Parker (1985-86)
10. 76 Annie Lester (1997-98)

Games Played

1. 37 Katrina Anderson (1978-79)
- 37 Cheryl Autry (1978-79)
- 37 Sheila Foster (1978-79)
- 37 Jean Walling (1978-79)
5. 36 Sheila Foster (1979-80)
- 36 Cynthia Jacobs (1979-80)
- 36 Evelyn Johnson (1979-80)
- 36 Rita Johnson (1979-80)
- 36 Jean Walling (1979-80)
10. 35 Becky Parker (1979-80)

Games Started *(Since 1980-81)*


1. 34 Katrina Anderson (1977-78)
2. 33 Schonna Banner (1989-90)
- 33 Lisa Diaz (1989-90)
- 33 Beth Hunt (1989-90)
- 33 Karen Middleton (1989-90)
- 33 Martha Parker (1987-88)
- 33 Jewel May (2010-11)
8. 32 Demetress Adams (2007-08)
- 32 Sherry David (1989-90)
- 32 La'Keisha Sutton (2010-11)

Minutes Played *(Since 1980-81)*

1. 1175 Sheila Foster (1981-82)
2. 1172 Martha Parker (1987-88)
3. 1139 Karen Middleton (1989-90)
4. 1134 Karen Middleton (1990-91)
5. 1124 Sheila Foster (1980-81)
6. 1122 Martha Parker (1986-87)
7. 1119 Martha Parker (1985-86)
8. 1116 Mindy Ballou (1985-86)
9. 1111 Jordan Jones (2007-08)
10. 1100 Lisa Diaz (1989-90)

Minutes Played Average *(Min. 20 GP)*

1. 38.3 Nikki Miars (1997-98)
2. 37.9 Sheila Foster (1981-82)
3. 37.5 Sheila Foster (1980-81)
4. 37.4 Martha Parker (1986-87)
5. 37.3 Martha Parker (1985-86)
6. 37.2 Mindy Ballou (1985-86)
7. 36.6 Karen Middleton (1990-91)
8. 36.3 Jocelyn Penn (2002-03)
9. 36.0 Shannon Johnson (1994-95)
10. 35.9 Nikki Miars (1998-99)



Katrina Anderson started and played in more games in one season (1978-79) than anyone in school history.

Points

1. 51 Jocelyn Penn vs. Stetson, 1/4/03
2. 50 Jocelyn Penn vs. Wofford, 12/4/02
- 50 Shannon Johnson at Appalachian State, 1/31/96
4. 45 Jocelyn Penn vs. College of Charleston, 11/24/02
5. 44 Shannon Johnson vs. Appalachian State, 2/7/95
6. 42 Shannon Johnson vs. East Tennessee St., 1/26/94
7. 41 Katrina Anderson vs. Florida State, 2/11/78
8. 40 Sharon Gilmore at Florida International, 2/27/83
9. 39 Shannon Johnson vs. Arizona State, 12/20/95
- 39 Denise Nanney vs. Francis Marion, 1/28/76

Field Goals Made

1. 22 Jocelyn Penn vs. Wofford, 12/4/02
2. 19 Jocelyn Penn vs. Stetson, 1/4/03
- 19 Shannon Johnson at Appalachian State, 1/31/96
- 19 Denise Nanney vs. Francis Marion, 1/28/76
5. 18 Jocelyn Penn vs. College of Charleston, 11/24/02
6. 17 Shannon Johnson vs. East Tennessee St., 1/26/94
- 17 Beth Hunt vs. Southern Miss, 3/10/90
- 17 Beth Hunt vs. Virginia Tech, 2/5/90
- 17 Katrina Anderson vs. Winthrop, 2/11/78
10. 16 Beth Hunt vs. Southern Miss, 1/29/90
- 16 Schonna Banner vs. North Carolina, 12/12/87

Field Goal Attempts

1. 37 Shannon Johnson at Appalachian State, 1/31/96
2. 32 Beth Hunt vs. Southern Miss, 3/10/90
3. 30 Martha Suber vs. Anderson, 1/28/75
4. 31 Shannon Johnson vs. East Tennessee St., 1/26/94
5. 29 Jocelyn Penn vs. Stetson, 1/4/03
- 29 Shannon Johnson vs. Appalachian State, 12/4/93
7. 28 Jocelyn Penn vs. Wofford, 12/4/02
- 28 Shannon Johnson at Furman, 1/25/95
- 28 Shannon Johnson vs. LSU, 1/15/94
- 28 Marsha Williams vs. Kentucky, 12/3/91
- 28 Marsha Williams vs. Furman, 1/22/92
- 28 Beth Hunt at Northern Illinois, 12/3/89
- 28 Martha Suber vs. Voorhees, 2/2/76

Field Goal Percentage (Min. 10 FGA)

1. 1.000 (10-10) Brantley Southers vs. Auburn, 1/30/84
2. .930 (14-15) Sharon Gilmore vs. Marshall, 1/8/83
3. .917 (11-12) Jocelyn Penn at Vanderbilt, 1/16/03
- .917 (11-12) Jocelyn Penn vs. South Carolina St., 12/22/99
- .917 (11-12) Sharon Gilmore vs. NC State, 12/11/82
6. .909 (10-11) Teresa Geter at Alabama, 1/14/01
- .909 (10-11) Rita Johnson at. Notre Dame, 1/31/81
8. .900 (9-10) Lori Joyner at Cincinnati, 2/11/91
9. .850 (12-14) Beth Hunt at Florida State, 2/20/89
10. .846 (11-13) Brionna Dickerson vs. NC A&T, 3/21/08
- .846 (11-13) Beth Hunt vs. Florida State, 1/23/89

3-Point Field Goals Made (Since 1987-88)

1. 9 Jordan Jones vs. NC A&T, 3/21/08
- 9 Shannon Johnson vs. Arizona State, 12/20/95
3. 8 Kelly Morrone at Duke, 11/25/01
- 8 Karen Middleton at Tulane, 2/23/91
- 8 Karen Middleton vs. Auburn, 12/29/90
- 8 Karen Middleton vs. Memphis, 3/12/88
7. 7 Jordan Jones at NC State, 3/24/08
- 7 Kelly Morrone vs. Mississippi, 2/5/04
- 7 Cristina Ciocat at Charlotte, 12/14/03
- 7 Kelly Morrone vs. Mercer, 11/26/03
- 7 Sarah Burgess vs. Mississippi, 3/6/03
- 7 Tatyana Troina vs. Florida, 1/21/01
- 7 Heather Godfrey vs. UTEP, 11/28/97
- 7 Shannon Johnson vs. Appalachian St., 2/7/95
- 7 Christi Timmons vs. Florida, 2/20/94
- 7 Christi Timmons vs. Arkansas, 2/12/94
- 7 Karen Middleton vs. Memphis, 1/3/91
- 7 Karen Middleton vs. Memphis, 1/7/89
- 7 Karen Middleton vs. Tennessee, 1/20/88

3-Point Field Goal Attempts (Since 1987-88)

1. 20 Christi Timmons vs. Florida, 2/20/94
2. 17 Valerie Nainima vs. Boston University, 12/28/09
- 17 Jordan Jones vs. NC A&T, 3/21/08
4. 16 Karen Middleton at Auburn, 11/28/89
5. 15 Jordan Jones at Mississippi, 1/20/08
- 15 Christi Timmons vs. Fairleigh Dickinson, 12/31/94
- 15 Karen Middleton vs. Memphis, 3/12/88
8. 14 Angela Hunter vs. Seton Hall, 12/30/04
- 14 Kelly Morrone vs. Mercer, 11/26/03
- 14 Shannon Johnson vs. Arizona State, 12/20/95

3-Point Field Goal Percentage (Min. 5 3FGA)

1. 1.000 (5-5) Shannon Johnson vs. Miami, 11/28/93
- 1.000 (5-5) Nicki Bass at Georgia, 1/18/92
- 1.000 (5-5) Karen Middleton at Northwestern, 3/17/90
- 1.000 (5-5) Courtney Newton vs. Georgia, 1/27/11
5. .889 (8-9) Kelly Morrone at Duke, 11/25/01
6. .833 (5-6) Jenny Randall vs. Rice, 2/13/95
- .833 (5-6) Jenny Randall vs. Campbell, 1/31/95
- .833 (5-6) Karen Middleton at Tulane, 2/3/90
9. .800 (4-5) Ebony Jones vs. Jackson State, 12/7/07
- .800 (4-5) Shannon Johnson vs. LSU, 1/15/94

Free Throws Made

1. 18 Denise Nanney vs. James Madison, 3/7/75
2. 17 Joyce Gilbert vs. North Greenville, 2/2/77
3. 14 Annie Lester vs. Alabama, 2/17/00
- 14 Annie Lester vs. Mississippi, 1/31/98
5. 13 Jocelyn Penn vs. Wofford, 12/8/01
- 13 Shannon Johnson vs. Michigan, 12/1/94
- 13 Shannon Johnson vs. Kentucky, 3/4/94
- 13 Schonna Banner vs. Cincinnati, 1/9/87
- 13 Sheila Foster vs. Notre Dame, 2/20/82
10. 12 Jocelyn Penn vs. Stetson, 1/4/03
- 12 Jocelyn Penn vs. Wofford, 12/8/01
- 12 Nikki Miars vs. Clemson, 12/18/96
- 12 Nicki Bass vs. Memphis, 2/26/92

12
11
10
09
08
07
06
05
04
03
02
01
00

Most Games Played

- 37 1978-79 (27-10)
- 36 1979-80 (30-6)
- 34 1977-78 (24-10)
- 34 1987-88 (23-11)
- 33 2010-11 (18-15)
- 33 2006-07 (18-15)
- 33 1989-90 (24-9)
- 32 2007-08 (16-16)
- 32 2001-02 (25-7)
- 31 2002-03 (23-8)
- 31 1990-91 (22-9)

Most Games Won

- 30 1979-80 (30-6)
- 27 1978-79 (27-10)
- 25 2001-02 (25-7)
- 24 1989-90 (24-9)
- 24 1977-78 (24-10)
- 23 2002-03 (23-8)
- 23 1988-89 (23-7)
- 23 1987-88 (23-11)
- 23 1981-82 (23-8)
- 22 1990-91 (22-9)

Highest Win Percentage

- .833 1979-80 (30-6)
- .781 2001-02 (25-7)
- .767 1988-89 (23-7)
- .742 2002-03 (23-8)
- .742 1981-82 (23-8)
- .730 1978-79 (27-10)
- .727 1989-90 (24-9)
- .706 1977-78 (24-10)
- .676 1987-88 (23-11)
- .643 1984-85 (18-10)

Longest Winning Streak

- 13 1985-86
- 12 2001-02
- 12 1979-80
- 10 1981-82
- 9 1988-89
- 9 1990-91
- 8 2002-03
- 8 2003-04
- 7 2005-06
- 7 1989-90

Most Consecutive Losses

- 9 2004-05
- 8 2003-04 thru 2004-05
- 8 2003-04
- 7 1975-76
- 7 1998-99
- 6 2007-08
- 5 2008-09
- 5 1998-99
- 5 1996-97
- 5 1985-86
- 5 1976-77

Most Points Scored

- 2,953 1978-79 (37 gms)
- 2,754 1979-80 (36 gms)
- 2,476 1989-90 (33 gms)
- 2,460 1987-88 (34 gms)
- 2,407 1988-89 (30 gms)
- 2,351 1980-81 (30 gms)
- 2,341 1981-82 (31 gms)
- 2,335 2001-02 (32 gms)
- 2,294 2002-03 (31 gms)
- 2,273 1983-84 (30 gms)

Most Points Allowed

- 2,288 1978-79 (37 gms)
- 2,283 1987-88 (34 gms)
- 2,210 1979-80 (36 gms)
- 2,127 1983-84 (30 gms)
- 2,089 1989-90 (33 gms)
- 2,061 1981-82 (31 gms)
- 2,051 1994-95 (27 gms)
- 2,027 1997-98 (28 gms)
- 2,023 1993-94 (27 gms)
- 2,009 1982-83 (28 gms)

Highest Scoring Average

- 80.2 1988-89 (30 gms)
- 79.8 1978-79 (37 gms)
- 79.4 1993-94 (27 gms)
- 75.8 1983-84 (30 gms)
- 75.0 1989-90 (33 gms)
- 74.9 1977-78 (34 gms)
- 74.1 1998-99 (27 gms)
- 74.0 2002-03 (31 gms)
- 73.4 1982-83 (28 gms)
- 73.1 1985-86 (30 gms)

Scoring Margin

- 18.0 1978-79 (37 gms)
- 15.1 1979-80 (36 gms)
- 14.7 2002-03 (31 gms)
- 13.9 1988-89 (30 gms)
- 12.2 2005-06 (29 gms)
- 11.7 1989-90 (33 gms)
- 11.1 2001-02 (32 gms)
- 9.4 1977-78 (34 gms)
- 9.2 2006-07 (33 gms)
- 9.0 1981-82 (31 gms)

Highest Opp. Scoring Avg.

- 76.0 1994-95 (27 gms)
- 74.9 1993-94 (27 gms)
- 72.9 1998-99 (27 gms)
- 72.4 1997-98 (28 gms)
- 71.8 1982-83 (28 gms)
- 70.9 1983-84 (30 gms)
- 69.7 2003-04 (28 gms)
- 68.1 1996-97 (27 gms)
- 68.0 2000-01 (28 gms)
- 67.1 1987-88 (34 gms)

Lowest Opp. Scoring Avg.

- 56.8 2005-06 (29 gms)
- 58.1 2004-05 (29 gms)
- 59.3 2002-03 (31 gms)
- 59.5 2006-07 (33 gms)
- 59.6 2010-11 (33 gms)
- 60.6 1991-92 (28 gms)
- 60.8 1986-87 (30 gms)
- 61.4 1979-80 (36 gms)
- 61.9 2001-02 (32 gms)
- 62.0 2004-05 (29 gms)

Field Goals Made

- 1,234 1978-79 (37 gms)
- 1,141 1979-80 (36 gms)
- 1,014 1989-90 (33 gms)
- 981 1987-88 (34 gms)
- 977 1980-81 (30 gms)
- 976 1988-89 (30 gms)
- 974 1981-82 (31 gms)
- 940 1983-84 (30 gms)
- 911 1974-75 (30 gms)
- 908 1985-86 (30 gms)

Field Goal Attempts

- 2,524 1978-79 (37 gms)
- 2,458 1979-80 (36 gms)
- 2,136 2006-07 (33 gms)
- 2,131 1974-75 (30 gms)
- 2,090 1989-90 (34 gms)
- 2,036 1989-90 (33 gms)
- 2,025 1980-81 (30 gms)
- 2,011 1976-77 (26 gms)
- 1,987 2001-02 (28 gms)
- 1,986 1981-82 (31 gms)

Field Goal Percentage

- .527 1988-89 (976-1852)
- .498 1989-90 (1014-2036)
- .490 1981-82 (974-1986)
- .489 1978-79 (1234-2524)
- .482 1980-81 (977-2025)
- .479 1983-84 (940-1964)
- .473 1982-83 (851-1799)
- .469 1987-88 (981-2090)
- .468 1985-86 (908-1942)
- .467 1984-85 (847-1815)

3-Point Field Goals Made

- 248 1993-94 (27 gms)
- 218 1994-95 (28 gms)
- 206 1995-96 (28 gms)
- 202 2003-04 (28 gms)
- 189 2002-03 (31 gms)
- 189 1990-91 (31 gms)
- 174 2001-02 (32 gms)
- 162 2007-08 (32 gms)
- 161 2010-11 (33 gms)
- 149 1991-92 (28 gms)

3-Pt Field Goal Attempts

- 744 1993-94 (27 gms)
- 725 1994-95 (27 gms)
- 601 1995-96 (28 gms)
- 595 2002-03 (31 gms)
- 595 2010-11 (33 gms)
- 591 2003-04 (28 gms)
- 524 2001-02 (32 gms)
- 503 2004-05 (29 gms)
- 481 1990-91 (31 gms)
- 464 2007-08 (32 gms)



En route to the Metro Conference regular-season and tournament titles, the 1985-86 Gamecocks won a school-record 13 straight games.

3-Point FG Percentage

- .446 1988-89 (54-121)
- .441 1989-90 (86-195)
- .395 1988-89 (90-228)
- .393 1990-91 (189-481)
- .349 2009-10 (130-372)
- .349 2007-08 (162-464)
- .343 1991-92 (149-434)
- .343 1995-96 (206-601)
- .342 2003-04 (202-591)
- .333 1993-94 (248-744)

Consecutive Gms w/ 3-Pt FG

- 136 11/24/01 - 1/29/06
- 91 2/3/08 - 2/10/11
- 85 2/27/93-11/23/96
- 77 3/9/90-1/6/93
- 58 1/6/98-1/20/00
- 40 1/23/00 - 11/16/01
- 30 2/4/07 - 1/27/08
- 15 1/20/87-2/28/88
- 14 2/24/97-1/2/98
- 9 12/30/06 - 1/25/07
- 9 2/13/11 - present

Free Throws Made

- 485 1978-79 (37 gms)
- 472 1979-80 (36 gms)
- 461 1998-99 (27 gms)
- 426 1980-81 (30 gms)
- 411 1997-98 (28 gms)
- 409 2006-07 (33 gms)
- 408 1987-88 (28 gms)
- 401 1988-89 (30 gms)
- 396 1996-97 (27 gms)
- 394 1981-82 (31 gms)

Free Throw Attempts

- 748 1978-79 (37 gms)
- 713 1979-80 (36 gms)
- 666 1998-99 (27 gms)
- 647 2006-07 (33 gms)
- 630 1997-98 (28 gms)
- 628 1987-88 (34 gms)
- 628 1980-81 (30 gms)
- 604 1992-93 (27 gms)
- 602 2010-11 (33 gms)
- 598 1981-82 (31 gms)

Free Throw Percentage

- .723 1988-89 (401-555)
- .704 1983-84 (393-558)
- .697 1985-86 (377-541)
- .692 1998-99 (461-666)
- .688 1980-81 (347-504)
- .682 1999-00 (391-573)
- .679 2000-01 (326-480)
- .678 1980-81 (426-628)
- .677 2008-09 (325-480)
- .677 2007-08 (392-579)

Rebounds

- 1,740 1977-78 (34 gms)
- 1,551 1979-80 (36 gms)
- 1,510 1977-78 (34 gms)
- 1,455 2006-07 (33 gms)
- 1,332 1987-88 (34 gms)
- 1,328 1989-90 (34 gms)
- 1,304 1990-91 (31 gms)
- 1,302 2007-08 (32 gms)
- 1,267 2001-02 (32 gms)
- 1,261 1981-82 (31 gms)

Offensive Rebounds

- 592 2006-07 (33 gms)
- 473 2010-11 (33 gms)
- 468 2001-02 (32 gms)
- 465 1998-99 (27 gms)
- 457 2002-03 (31 gms)
- 447 2005-06 (29 gms)
- 442 2007-08 (32 gms)
- 431 2004-05 (29 gms)
- 430 1990-91 (31 gms)
- 427 2009-10 (29 gms)

Defensive Rebounds

- 863 2006-07 (33 gms)
- 860 2007-08 (32 gms)
- 826 1989-90 (34 gms)
- 799 2001-02 (32 gms)
- 774 2005-06 (29 gms)
- 767 2002-03 (31 gms)
- 761 1987-88 (34 gms)
- 749 2004-05 (29 gms)
- 729 1990-91 (31 gms)
- 709 2010-11 (33 gms)

Highest Reb. Margin

- 8.5 2006-07 (33 gms)
- 8.3 2005-06 (29 gms)
- 7.0 1977-78 (34 gms)
- 6.0 1979-80 (36 gms)
- 6.0 1989-90 (34 gms)
- 5.3 1990-91 (31 gms)
- 5.2 2002-03 (31 gms)
- 4.5 1999-00 (28 gms)
- 4.3 2001-02 (32 gms)
- 3.9 2007-08 (32 gms)

Assists

- 633 1979-80 (36 gms)
- 618 1988-89 (30 gms)
- 586 2001-02 (32 gms)
- 578 2002-03 (31 gms)
- 578 1987-88 (34 gms)
- 572 1989-90 (34 gms)
- 567 1985-86 (30 gms)
- 557 1983-84 (30 gms)
- 508 1981-82 (31 gms)
- 507 2006-07 (33 gms)

Blocked Shots

- 199 2006-07 (33 gms)
- 193 2005-06 (29 gms)
- 176 2004-05 (29 gms)
- 156 2007-08 (32 gms)
- 115 2001-02 (32 gms)
- 114 1981-82 (31 gms)
- 113 2000-01 (28 gms)
- 99 1991-92 (28 gms)
- 94 1992-93 (27 gms)
- 91 1990-91 (31 gms)
- 91 1977-78 (34 gms)
- 91 2010-11 (33 gms)

Steals

- 496 1979-80 (36 gms)
- 406 2001-02 (32 gms)
- 392 2006-07 (33 gms)
- 384 1998-99 (27 gms)
- 366 2002-03 (31 gms)
- 358 1981-82 (31 gms)
- 357 1977-78 (34 gms)
- 348 1980-81 (30 gms)
- 324 1985-86 (30 gms)
- 313 1999-00 (28 gms)

Personal Fouls

- 744 1979-80 (36 gms)
- 644 1977-78 (34 gms)
- 612 2006-07 (33 gms)
- 609 1987-88 (34 gms)
- 600 1998-99 (27 gms)
- 599 1997-98 (28 gms)
- 598 1983-84 (30 gms)
- 588 2007-08 (32 gms)
- 572 1993-94 (27 gms)
- 562 1980-81 (30 gms)

Turnovers

- 777 1977-78 (34 gms)
- 666 2007-08 (32 gms)
- 653 1979-80 (36 gms)
- 630 1999-00 (28 gms)
- 628 1981-82 (31 gms)
- 608 2006-07 (33 gms)
- 597 1996-97 (27 gms)
- 594 2004-05 (29 gms)
- 592 1991-92 (28 gms)
- 589 2000-01 (28 gms)



The 1993-94 Gamecocks were the most prolific 3-point shooting team in school history.

12

Most Points

1. 137 vs. Wheeling College, 1/13/79
2. 124 vs. Notre Dame, 1/31/81
3. 119 vs. Columbia College, 1978-79
4. 117 vs. North Carolina A&T, 11/17/06
- 117 vs. East Tennessee State, 12/19/00
6. 115 vs. Florida State, 2/12/78
7. 114 vs. Western Carolina, 1/13/94
8. 113 vs. Georgia Southern, 12/9/78
9. 112 vs. Cincinnati, 2/12/84
10. 111 vs. Wofford, 11/17/98
- 111 vs. UNC Asheville, 2/24/86
- 111 vs. Furman, 1/29/77

11

10

09

08

07

06

05

04

03

02

01

00

86

Most Points, First Half

1. 75 vs. Wheeling, 1/13/79
2. 65 vs. East Tennessee State, 12/19/00
3. 64 vs. Longwood, 2/21/06
4. 63 vs. Georgia Southern, 12/9/78
5. 59 vs. South Carolina State, 12/14/88
- 59 vs. College of Charleston, 2/11/78
7. 58 vs. Texas Pan-American, 12/29/98
8. 57 North Carolina A&T, 11/17/06
- 57 vs. Wofford, 12/4/02
- 57 at Western Carolina 1/13/94

Most Points, Second Half

1. 78 at Notre Dame 1/31/81
2. 68 vs. Wofford, 11/17/98
3. 62 vs. Wheeling 1/13/79
- 62 vs. Claffin, 1/24/78
5. 60 vs. North Carolina A&T, 11/17/06
- 60 at Fairleigh Dickinson 12/31/94
7. 59 vs. LSU, 1/15/94
- 59 vs. Cincinnati, 2/12/84
9. 58 vs. Furman, 11/16/01
- 58 vs. College of Charleston 1/3/94
- 58 vs. Auburn, 2/16/81
- 58 vs. Florida A&M, 2/4/81
- 58 vs. Queens 1/27/79

Fewest Points

1. 32 at Stanford, 11/26/10
2. 33 at Vanderbilt, 1/5/97
3. 34 vs. Georgia, 3/4/11
4. 35 vs. Georgia, 2/1/97
5. 36 at Tennessee, 2/1/07
- 36 vs. LSU, 2/13/05
7. 37 at LSU, 1/30/08
8. 38 at Alabama, 2/9/97
- 38 at Auburn, 2/5/83
10. 39 vs. Mississippi State, 3/5/09
- 39 at Connecticut, 12/17/08

Fewest Points, First Half

1. 9 vs. Georgia, 2/1/97
2. 11 at Tennessee, 2/1/07
3. 11 at Stanford, 11/26/10
4. 12 at Auburn, 2/5/83
5. 13 at Vanderbilt, 1/9/05
6. 14 vs. Vanderbilt, 2/7/08
- 14 vs. Tennessee, 1/13/08
- 14 at Kentucky 2/22/97
- 14 at Memphis, 1/30/05
10. 15 at Kentucky, 2/5/09
- 15 at Tennessee, 1/11/01

Fewest Points, Second Half

1. 13 vs. Mississippi State, 3/5/09
2. 15 at Maine, 11/30/91
- 15 at Kentucky, 1/13/11
- 15 vs. Georgia, 3/4/11
5. 16 vs. Clemson, 11/29/00
6. 17 at LSU, 1/31/08
- 17 vs. LSU, 2/13/05
- 17 vs. Georgia 2/1/97
- 17 at Georgia State 12/19/91
10. 18 vs. Notre Dame, 11/27/09
- 18 vs. Purdue, 11/26/05
- 18 vs. Vanderbilt, 2/29/04
- 18 at Mississippi State 1/15/86

Largest Combined Score

1. 214 (112-102) vs. Cincinnati, 2/12/84
2. 209 (93-116) vs. College of Charleston, 1/26/76
3. 202 (103-99) vs. Clemson, 11/21/03
4. 195 (109-86) vs. Fairleigh Dickinson, 12/31/94
- 195 (98-97) vs. UNLV, 2/28/88
6. 190 (99-91) vs. Clemson, 2/06/82
7. 189 (119-70) vs. Columbia College, 11/78
- 189 (91-98) at Valdosta State, 2/12/79
9. 188 (91-97) at Georgia, 2/13/03
- 188 (117-71) vs. East Tennessee State, 12/19/00

Largest South Carolina Victory

1. 103 (137-34) vs. Wheeling, 1/13/79
2. 76 (124-48) vs. Notre Dame, 1/31/80
3. 75 (111-36) vs. UNC Asheville, 2/24/86
4. 64 (115-52) vs. Florida State, 2/12/78
5. 62 (101-39) vs. Stetson, 1/4/03
- 62 (113-51) vs. Georgia Southern, 12/9/78
7. 61 (87-26) vs. Bethune-Cookman, 12/21/05
8. 60 (95-35) vs. Alabama, 1/14/07
- 60 (93-33) vs. Saint Francis, 11/9/07
- 60 (94-34) vs. Coastal Carolina, 12/18/01

Largest South Carolina Defeat

1. 58 (39-97) at Connecticut, 12/17/07
2. 54 (45-99) at Tennessee, 1/11/01
3. 49 (38-87) at Alabama, 2/9/97
4. 45 (43-88) at Vanderbilt, 1/9/05
5. 43 (57-100) vs. Tennessee, 2/8/93
6. 39 (60-99) vs. Anderson, 12/2/74
7. 40 (54-94) at Louisiana Tech, 1/15/82
- 70 (58-98) vs. Vanderbilt, 3/2/95
9. 37 (33-70) vs. Vanderbilt, 1/5/97
10. 36 (36-72) at Tennessee, 2/1/07

Field Goals Made

1. 60 vs. Wheeling, 1/13/79
2. 55 at Notre Dame 1/31/81
3. 53 vs. Georgia Southern, 12/9/78
4. 47 vs. UNC Asheville 2/24/86
- 47 vs. College of Charleston, 2/11/78
6. 46 vs. North Carolina A&T, 11/17/06
7. 45 vs. East Tennessee State, 12/19/00
- 45 vs. South Carolina State, 12/4/84
9. 44 vs. Texas-Pan American, 12/29/98
- 44 vs. Claffin, 1/24/78
- 44 vs. Furman, 1/29/77

Field Goal Attempts

1. 105 vs. Georgia Southern, 12/9/78
2. 102 vs. Lander, 1/20/75
3. 99 vs. Claffin, 1/18/77
- 99 vs. Davidson, 2/6/75
5. 98 vs. East Carolina, 2/18/77
- 98 vs. Furman, 1/29/77
7. 96 vs. Wheeling College, 1/13/79
8. 92 vs. Louisville, 1/17/80
9. 90 vs. Claffin, 1/24/78
- 90 vs. UNC Greensboro, 2/14/75

Field Goal Percentage (Min. 40 FGA)

1. .717 (33-46) vs. Georgia Southern, 12/19/87
2. .671 (55-82) vs. Notre Dame, 1/31/81
3. .652 (45-69) vs. East Tennessee State, 12/19/00
4. .635 (26-41) vs. Cincinnati, 1/16/88
5. .627 (37-59) vs. South Carolina State, 12/22/99
6. .618 (34-55) vs. Hartford, 3/18/07
7. .608 (31-51) vs. Jackson State, 12/7/07
8. .596 (31-52) vs. Alabama, 1/10/10
9. .593 (32-54) vs. Wisconsin-Milwaukee, 12/28/98
10. .589 (43-73) vs. North Carolina A&T, 3/21/08

3-Point Field Goals Made (since 1987-88)

1. 17 vs. Western Carolina, 1/13/94
2. 14 at Charlotte, 12/14/03
- 14 vs. Florida, 1/21/01
- 14 vs. Rice, 2/13/95
5. 13 vs. Coastal Carolina, 1/16/96
- 13 vs. Florida, 1/21/01
- 13 vs. East Tennessee State, 12/19/00
8. 12 vs. North Carolina A&T, 3/21/08
9. 11 vs. Clemson, 12/3/04
- 11 vs. Alabama, 2/12/04
- 11 at Auburn, 2/15/04
- 11 at Clemson, 11/21/03
- 11 vs. Mississippi, 3/6/03
- 11 at Mississippi, 3/2/03

3-Point Field Goal Attempts (since 1987-88)

1. 46 vs. Florida, 2/20/94
2. 43 vs. Alabama, 1/22/94
3. 39 vs. Mississippi State, 2/5/04
4. 33 vs. Wofford, 2/19/96
5. 31 vs. Clemson, 12/3/04
- 31 vs. North Carolina, 12/20/03
7. 30 at Mississippi, 2/04/01
8. 29 vs. Florida, 1/30/03
- 29 at Wofford, 1/24/01
- 29 at Florida State, 1/22/90
10. 28 vs. North Carolina, 12/19/10

3-Point Field Goal Percentage (Min. 5 3FGA)

1. 1.000 (5-5) at Georgia Southern, 12/19/87
- 1.000 (5-5) at Northwestern, 3/17/90
3. .750 (6-8) vs. VCU, 1/10/91
4. .700 (7-10) vs. Jackson State, 12/07/07
- .700 (7-10) vs. Tennessee, 1/14/00
6. .667 (8-12) vs. Alabama, 1/10/10
- .667 (8-12) vs. Charlotte, 12/21/08
- .667 (8-12) at NC State, 3/24/08
- .667 (14-21) at Charlotte, 12/14/03
- .667 (6-9) vs. Arkansas, 1/13/02

Free Throws Made

1. 42 vs. Cincinnati, 2/12/84
2. 33 vs. Wofford, 11/17/98
- 33 vs. Georgia 1/16/93
4. 29 vs. Alabama, 1/14/07
5. 28 vs. UCLA, 1/5/81
- 28 vs. Clemson, 2/3/86
- 28 at Michigan, 12/1/95
8. 27 vs. LSU, 2/15/97
9. 26 at Mississippi, 1/22/09
- 26 vs. Savannah State, 1/6/08
- 26 vs. Kentucky, 1/28/07
- 26 vs. Florida A&M, 2/4/81
- 26 vs. Arkansas, 1/18/97

Free Throw Attempts

1. 54 vs. Cincinnati, 2/12/84
2. 51 vs. Georgia, 2/16/93
3. 49 vs. Arkansas 1/30/93
4. 46 vs. Alabama, 1/14/07
5. 45 vs. Alabama, 3/16/89
6. 44 vs. Wofford, 11/17/98
7. 40 vs. Kentucky, 1/28/07
8. 39 vs. Clemson, 2/3/86
- 39 vs. Furman, 1/29/77
10. 38 vs. North Greenville, 2/2/77

Free Throw Percentage (Min. 10 FTA)

1. 1.000 (12-12) vs. Marshall, 3/7/88
2. .971 (8-12) at Auburn, 2/21/02
3. .957 (22-23) vs. Georgia State, 2/28/87
4. .947 (18-19) vs. Southern Miss, 1/28/91
5. .941 (16-17) at Clemson, 1/2/06
- .941 (16-17) at Vanderbilt, 3/2/00
7. .938 (15-16) at Clemson 1/28/89
8. .929 (13-14) vs. Auburn, 1/7/01
- .929 (13-14) vs. Arkansas, 1/2/01
10. .923 (12-13) vs. Drake, 11/27/87
- .923 (12-13) vs. Kentucky, 12/1/84

Rebounds

1. 82 vs. Claffin, 1/24/78
2. 70 vs. UNC Asheville 2/24/86
3. 67 vs. Georgia Southern, 12/1/90
4. 66 vs. Marist, 12/18/96
5. 64 vs. Florida, 1/21/81
6. 62 vs. Florida A&M, 12/30/01
- 62 vs. High Point, 12/20/06
- 62 vs. Clemson, 11/20/06
9. 61 vs. North Carolina, 12/20/01
- 61 at Charleston Southern, 12/6/91

Offensive Rebound (since 1987-88)

1. 35 vs. Louisiana-Lafayette, 11/18/01
2. 32 at Charleston Southern, 12/6/91
- 32 vs. Furman, 11/23/97
4. 31 vs. Winthrop, 2/15/97
5. 30 vs. Alabama, 1/14/07
6. 29 vs. Savannah State, 12/19/05
- 29 vs. South Carolina State, 12/22/98
8. 28 at Georgia Southern, 12/1/90
9. 27 vs. Hofstra, 3/21/07
- 27 vs. Georgia, 12/11/90

Defensive Rebounds (since 1987-88)

1. 42 vs. North Carolina, 12/20/01
- 42 vs. Memphis, 2/17/90
3. 41 vs. Bethune-Cookman, 12/21/05
- 41 vs. Marist, 12/18/95
- 41 vs. Florida A&M, 12/30/01
- 41 vs. College of Charleston, 1/13/05
7. 40 vs. High Point, 12/20/06
- 40 at Mississippi State, 1/3/96
- 40 vs. South Carolina State, 2/19/02
10. 39 at Memphis, 1/3/91
- 39 at Georgia Southern, 12/1/90

Assists (since 1976-77)

1. 35 vs. UNC Asheville, 2/24/86
2. 34 vs. Florida Atlantic, 12/15/99
- 34 vs. South Carolina State, 12/14/88
- 34 vs. Florida Atlantic, 12/15/99
5. 33 vs. Wofford, 12/4/02
- 33 vs. Georgia Southern, 12/12/88
- 33 at Western Carolina, 1/13/94
8. 32 vs. North Carolina A&T, 11/17/06
- 32 vs. East Tennessee State, 12/19/00
10. 31 vs. USC Aiken, 2/24/79
- 31 vs. DePaul, 3/1/89

Blocked Shots (since 1976-77)

1. 13 vs. Western Carolina, 12/29/05
- 13 vs. Wofford, 2/24/97
3. 12 at UNC Wilmington, 12/30/06
4. 11 vs. Furman, 1/29/77
- 11 vs. Coll. of Charleston, 1/13/05
- 11 vs. Tennessee Tech, 12/21/81
7. 10 vs. UNC Asheville, 1/30/08
- 10 at Clemson, 12/22/07
- 10 vs. Charleston Southern, 12/04/07
- 10 vs. UNC Wilmington, 12/01/07
- 10 vs. Mississippi State, 2/25/07
- 10 vs. LSU, 2/4/07
- 10 vs. Auburn, 1/7/01
- 10 vs. Ohio, 12/15/05
- 10 vs. Georgia Southern, 2/3/92

Steals (since 1976-77)

1. 35 vs. Georgia Southern, 12/9/78
2. 30 vs. South Carolina St., 12/22/98
3. 28 vs. Coastal Carolina, 12/19/99
4. 25 vs. Fordham, 12/3/06
- 25 vs. Georgia Southern, 12/12/88
- 25 at Winthrop, 2/11/78
7. 24 vs. Coastal Carolina, 12/18/01
8. 23 vs. Charleston Southern, 12/6/91
9. 22 vs. Saint Francis, 11/09/07
10. 20 vs. North Carolina A&T, 11/17/06
- 20 at Kentucky, 1/10/79

Personal Fouls

1. 34 vs. Florida State, 1/25/88
2. 33 vs. Alabama, 2/25/99
3. 30 at Florida, 1/30/00
- 30 at Marshall, 1/15/84
- 30 at New Orleans, 1/8/86
6. 29 vs. Clemson, 11/28/01
- 29 vs. Florida State, 2/22/88
- 29 vs. Cincinnati, 2/12/84
9. 28 at Clemson, 1/24/83
10. 27 at Ohio State, 1/8/81

Turnovers

1. 35 vs. Georgia State, 2/28/87
2. 34 at Tennessee, 2/1/07
- 34 at LSU, 2/27/00
4. 32 at Wake Forest, 12/3/08
5. 31 vs. Mississippi State, 1/10/99
- 31 vs. Nebraska, 12/4/92
- 31 vs. Wheeling College, 1/13/79
- 31 vs. College of Charleston, 12/15/78
9. 30 vs. Tennessee, 1/13/08
- 30 at Washington, 11/14/05
- 30 at Charlotte, 12/28/00
- 30 at Ohio State, 1/9/79
- 30 vs. Memphis State, 1/10/83

THE TIME IS NOW **OPONENT INDIVIDUAL GAME RECORDS**

Most Points

- 46 by Cornelia Gayden, LSU, 1/14/95
- 44 by Karen Pelphrey, Marshall, 1/15/84
- 34 Franthea Price, Iowa, 12/29/89
- 37 Carmen Jones, Tulane, 3/8/90
- 37 Janet Harris, Georgia, 1/30/82

Field Goals Made

- 19 by Barbara Kennedy, Clemson, 2/6/82
- 17 by Karen Pelphrey, Marshall, 1/15/84
- 17 by Rachelle Bostic, Indiana, 12/29/83
- 16 Pearl Moore, Francis Marion, 2/13/77
- 15 Cornelia Gayden, LSU, 1/14/95

Field Goal Attempts

- 41 Pearl Moore, Francis Marion, 2/13/77
- 36 Carmen Jones, Tulane, 3/8/90
- 33 Sam Jones, East Carolina, 2/27/82
- 32 Pearl Moore, Francis Marion, 2/24/78
- 31 Sandra Hodge, New Orleans, 2/10/83
- 31 Pearl Moore, Francis Marion, 2/25/79
- 31 Pearl Moore, Francis Marion, 2/13/77

3-Point Field Goals Made

- 8 Jeni Garber, Virginia Tech, 2/16/91
- 7 Brandi McCain, Florida, 1/21/01
- 6 Meredith Marsh, Vanderbilt, 2/28/10
- 6 Caroline Williams, Vanderbilt, 2/18/07
- 6 Mary Beth Lycett, Georgia, 2/13/03
- 6 Wendi Willits, Arkansas, 1/24/99
- 6 Nicole Carruth, Alabama, 2/27/98
- 6 Michelle Palmisano, Vanderbilt, 1/5/97
- 6 Cornelia Gayden, LSU, 1/14/95
- 6 Mahoney, Farleigh Dickenson, 12/31/94
- 6 Franthea Price, Iowa, 12/29/85

3-Point Field Goal Attempts

- 17 Shaundra Roberts, Kentucky, 1/24/96
- 15 Tasha Phillips, Clemson, 12/3/04
- 15 Brandi McCain, Florida, 1/21/01
- 15 Jeni Garber, Virginia Tech, 2/16/91
- 14 Elizabeth Robertson, Mississippi, 3/4/10
- 14 Brandi McCain, Florida, 1/28/01
- 14 Mahoney, Farleigh Dickinson, 12/31/94

Free Throws Made

- 14 Lakeia Stokes, Clemson, 11/21/03
- 14 Danielle Featherstone, Arkansas St., 12/29/94
- 13 Tombi Bell, Florida, 1/30/00
- 13 Ann Helms Jemmye, Mississippi State, 1/2/97
- 13 Amy Tucker, Ohio State, 1/8/81

Free Throw Attempts

- 22 Murriel Page, Florida, 1/17/98
- 20 Lakeia Stokes, Clemson, 11/21/03
- 19 Arminie Price, Mississippi, 3/3/05
- 18 Cook, Cincinnati, 1/24/85
- 17 Joyce Harrell, Georgia State, 12/17/77

Rebounds

- 24 Courtney Paris, Oklahoma, 12/30/07
- 23 Janet Harris, Georgia, 1/30/82
- 20 Sylvia Fowles, LSU, 2/4/07
- 19 Jennifer Brzezinski, Michigan, 12/1/94
- 19 Charlotte Robinson, Mississippi State, 1/7/93
- 19 Punkie Mills, East Tennessee State, 2/14/83

Offensive Rebounds

- 10 Pam Seymore, Memphis, 1/30/85
- 9 Courtney Paris, Oklahoma, 12/30/07
- 9 Jennifer Humphrey, Kentucky, 2/9/06
- 9 Vanessa Hayden, Florida, 1/22/04
- 9 Leslie Davis, Old Dominion, 1/19/89
- 9 Portland McCaskill, Southern Miss, 1/25/84

Defensive Rebounds

- 17 Jennifer Brzezinski, Michigan, 12/1/94
- 15 Courtney Paris, Oklahoma, 12/30/07
- 15 Katrina McClain, Georgia, 1/2/87
- 14 Dee Merriweather, Alabama, 1/20/05
- 14 Watkins, Alabama, 1/22/95
- 14 Charlotte Robinson, Mississippi State, 1/7/93

Assists

- 16 Karla May, Marshall, 1/15/84
- 14 R. Magee, Southern Miss, 2/6/89
- 14 Julie Cardinale, Central Florida, 2/17/86
- 12 Dana Smith, Florida, 1/17/09
- 12 Cheron Wells, Clemson, 2/12/92
- 12 Dorothy Jones, Louisville, 1/27/86
- 12 Nancy Lieberman, Old Dominion, 2/10/77

Blocked Shots

- 8 Regina Street, Memphis State, 2/14/84
- 7 Marita Payne, Auburn, 2/16/06
- 6 Kelly Cain, Tennessee, 1/20/11
- 6 Kelly Cain, Tennessee, 1/7/10
- 6 Tawana McDonald, Georgia, 2/10/00
- 6 Gemia Beasley, NC State, 1/4/79

Steals

- 10 Cherelle George, Purdue, 11/26/05
- 10 Tiffany Lanier, Georgia Southern, 12/3/02
- 9 Drema Greer, Clemson, 12/6/78
- 8 Carena Easley, Jackson State, 12/7/07
- 8 Arminie Price, Mississippi, 3/3/05

Turnovers

- 14 by Roberta Williams, South Carolina State, 12/3/79
- 13 by Alexis Williams, Texas Pan-American, 12/29/98
- 12 Laquita Ball, South Carolina State, 12/17/05
- 12 Lushanna Burgess, South Carolina State, 12/22/98
- 12 Brenda Williams, South Carolina State, 12/22/85
- 12 Corinne Gulas, Penn State, 2/9/80

Most Points

1. 116 College of Charleston, 1/26/76
2. 103 at Clemson, 11/21/03
3. 102 Cincinnati, 2/12/84
4. 101 at Furman, 1/25/95
5. 100 at Tennessee, 2/18/93

Most Points, First Half

1. 56 Georgia, 2/08/01
2. 54 at Tennessee, 1/11/01
3. 53 Fairleigh Dickinson, 12/31/94
- 53 at Clemson, 11/21/03
5. 51 Alabama, 2/27/98

Most Points, Second Half

1. 68 Cincinnati, 2/12/84
2. 59 at Vanderbilt, 3/2/95
3. 58 at Tennessee, 1/23/03
4. 57 UCLA, 1/5/81
5. 56 at Kentucky, 2/2/83

Fewest Points

1. 24 Georgia Southern, 2/3/92
2. 26 Bethune-Cookman, 12/21/05
- 26 at Charleston Southern, 12/6/91
4. 29 Florida A&M, 12/30/01
5. 30 Winthrop, 1/1/07
- 30 Mercer, 11/24/06

Fewest Points, First Half

1. 7 Bethune-Cookman, 12/21/05
2. 8 Ohio, 11/28/08
- 8 Florida A&M, 12/30/01
4. 9 at Charleston Southern, 12/6/91
5. 10 Georgia Southern, 2/3/92

Fewest Points, Second Half

1. 13 Savannah State, 12/19/05
2. 14 Charleston Southern, 12/4/07
- 14 Oregon, 11/28/02
- 14 Georgia Southern, 2/3/92
- 14 Wheeling, 1/13/79

Field Goals Made

1. 47 College of Charleston, 1/26/76
2. 42 at Tennessee, 1/11/01
3. 41 at Tennessee, 2/18/93
4. 39 Vanderbilt, 2/26/95
- 39 at College of Charleston, 1/11/77

Field Goal Attempts

1. 104 South Carolina State, 1/20/77
- 104 Federal City, 1/17/76
3. 102 Voorhees, 2/28/77
4. 101 Francis Marion, 1/28/76
5. 100 at South Carolina State, 1/26/77

Highest FG Percentage

1. .636 (28-44) New Hampshire, 12/30/97
2. .617 (37-60) College of Charleston, 2/25/78
3. .609 (28-46) at Vanderbilt, 2/18/07
4. .604 (29-48) at Vanderbilt, 1/18/01
5. .597 (37-62) at Old Dominion, 2/13/80
- .597 (37-62) at Valdosta State, 2/12/79

Lowest FG Percentage

1. .140 (8-57) Bethune-Cookman, 12/21/05
2. .141 (9-64) Georgia Southern, 2/3/92
3. .170 (8-47) Wheeling, 1/13/79
4. .193 (11-57) Florida A&M, 12/30/01
5. .217 (13-60) at Charlotte, 12/28/00

3-Point Field Goals Made

1. 13 Alabama, 2/27/98
2. 11 at Mississippi St., 1/21/07
- 11 La.-Lafayette, 11/25/06
- 11 at Vanderbilt, 1/9/05
- 11 at Clemson, 11/21/03
- 11 Kentucky, 1/8/94

3-Point Field Goal Attempts

1. 32 Wake Forest, 12/17/09
2. 29 at Auburn, 2/01/01
- 29 Alabama, 1/11/92
4. 28 Mississippi, 2/24/02
5. 26 at Clemson, 11/21/03

Highest 3-Pt. FG %age

1. 1.000 (5-5) LSU, 2/17/96
2. .800 (4-5) at Auburn, 2/16/06
3. .778 (7-9) Vanderbilt, 3/3/00
4. .714 (5-7) at Mississippi, 1/18/07
5. .667 (6-9) at Penn State, 11/21/10
- .667 (6-9) Kentucky, 2/21/99
- .667 (6-9) at Mississippi, 1/23/93
- .667 (6-9) Charleston Southern, 12/7/92
- .667 (6-9) at Georgia, 2/3/88

Free Throws Made

1. 33 Arkansas State, 12/29/94
2. 32 Alabama, 2/25/99
3. 31 at Vanderbilt, 2/26/06
- 31 at Tennessee, 2/11/97
5. 29 at LSU, 2/17/02
- 29 Arkansas, 3/3/95
- 29 at Virginia, 12/21/85

Free Throw Attempts

1. 48 Alabama, 2/25/99
2. 42 Arkansas State, 12/29/94
3. 39 at Fla. Int'l, 11/25/07
- 39 at LSU, 2/17/02
- 39 at Florida, 1/30/00
- 39 at UNLV, 11/25/85

COLONIAL LIFE ARENA INDIVIDUAL RECORDS *THE TIME IS NOW*

Points

1. 51 Jocelyn Penn vs. Stetson, 1/4/03
2. 50 Jocelyn Penn vs. Wofford, 12/4/02
3. 45 Jocelyn Penn vs. Coll. of Charleston, 11/24/02
4. 35 Jocelyn Penn vs. Kentucky, 2/27/03
5. 31 Shameka Christon, Arkansas, 1/18/04
- 31 Kelly Morrone vs. Mercer, 11/26/03
- 31 Jordan Jones vs. NC A&T, 3/21/08
8. 30 Ieasia Walker vs. Clemson, 11/18/10
9. 29 DeWanna Bonner, Auburn, 1/8/09
- 29 Lauren Simms vs. Charlotte, 11/30/04
- 29 Jocelyn Penn vs. Arkansas, 2/16/03

Field Goals Made

1. 22 Jocelyn Penn vs. Wofford, 12/4/02
2. 19 Jocelyn Penn vs. Stetson, 1/4/03
3. 18 Jocelyn Penn vs. Coll. of Charleston, 11/24/02
4. 13 Ieasia Walker vs. Clemson, 11/18/10
- 13 Shameka Christon, Arkansas, 1/18/04
- 13 Jocelyn Penn vs. Kentucky, 2/27/03
7. 12 Valerie Nainima vs. NC State, 12/13/09
- 12 Latoya Thomas, Mississippi State, 11/09/03
- 12 Jocelyn Penn vs. Alcorn State, 12/9/02
10. 11 Kelsey Bone vs. Kentucky, 1/14/10
- 11 Brionna Dickerson vs. NC A&T, 3/21/08
- 11 Jordan Jones vs. NC A&T, 3/21/08
- 11 Kellindra Zackery vs. NC A&T, 11/17/06
- 11 Carla Thomas, Vanderbilt, 1/11/07
- 11 Anna Petrakova, La.-Lafayette, 12/18/03
- 11 Seimore Augustus, LSU, 2/06/03
- 11 Jocelyn Penn vs. Ga. Southern, 12/03/02
- 11 Jocelyn Penn vs. La.-Lafayette, 12/18/02
- 11 Jocelyn Penn vs. Arkansas, 2/16/03

Field Goal Attempts

1. 29 Jocelyn Penn vs. Stetson, 1/4/03
2. 28 Jocelyn Penn vs. Wofford, 12/4/02
3. 26 Jocelyn Penn vs. Coll. of Charleston, 11/24/02
4. 25 Valerie Nainima vs. NC State, 12/13/09
5. 24 Shameka Christon, Arkansas, 1/18/04
6. 23 Cristina Ciocan vs. Middle Tenn. St., 12/16/02
7. 23 Ieasia Walker vs. Tennessee, 1/20/11
- 23 Jordan Jones vs. NC A&T, 3/21/08
9. 21 Brionna Dickerson vs. Florida, 1/15/09
- 21 Sha Brooks, Florida, 1/15/09
- 21 Jocelyn Penn vs. Alcorn State, 12/29/02

Field Goal Percentage (Min. 5 FGM)

1. 1.000 (8-8) Ashley Bruner vs. Florida, 1/9/11
- 1.000 (8-8) Marsha Dotson, Florida, 1/15/09
- 1.000 (8-8) Iva Sliskovic vs. Kentucky, 2/24/05
- 1.000 (7-7) Ashley Houts, Georgia, 2/25/10
- 1.000 (6-6) Ashley Bruner vs. Appalachian State, 3/16/11
- 1.000 (6-6) La'Keisha Sutton vs. Presbyterian, 12/28/10
- 1.000 (6-6) Charenee Stephens vs. Butler, 12/21/10
- 1.000 (6-6) Iva Sliskovic vs. SC State, 12/23/06
- 1.000 (5-5) Lea Fabbri vs. Arkansas, 1/29/06
10. .889 (8-9) Armintie Price, Ole Miss, 2/5/04

3-Point Field Goals Made (Since 1987-88)

1. 9 Jordan Jones vs. NC A&T, 3/21/08
2. 7 Kelly Morrone vs. Ole Miss, 2/5/04
- 7 Kelly Morrone vs. Mercer, 11/26/03
4. 6 Valerie Nainima vs. Auburn, 1/17/10
- 6 Jordan Jones vs. Alabama A&M, 12/19/07
6. 5 Courtney Newton vs. Georgia, 1/27/11
- 5 Valerie Nainima vs. Ole Miss, 1/28/10
- 5 Kelly Morrone vs. La.-Lafayette, 12/18/03
- 5 Tan White, Mississippi State, 1/9/03
- 5 Kelly Morrone vs. La.-Lafayette, 12/18/02
- 5 Kelly Morrone vs. Georgia Southern, 12/3/02

3-Point Field Goal Attempts

1. 17 Jordan Jones vs. NC A&T, 3/21/08
2. 14 Angela Hunter vs. Seton Hall, 12/30/04
- 14 Kelly Morrone vs. Mercer, 11/26/03
4. 13 Tan White, Mississippi State, 1/9/03
5. 12 Valerie Nainima vs. Tennessee, 1/31/10
- 12 C.J. Pace vs. Kentucky, 3/1/09
- 12 MaryLynne Schaefer, Hartford, 3/18/07
- 12 Onna Charles, Louisiana-Lafayette, 11/25/06
- 12 Michele DeVault, East Tenn. State, 11/12/06
- 12 Kelly Morrone vs. Ole Miss, 2/5/04
- 12 Kelly Morrone vs. Appalachian St., 11/24/03

Free Throws Made

1. 12 Jocelyn Penn vs. Stetson, 1/4/03
2. 11 DeWanna Bonner, Auburn, 1/8/09
- 11 Lashara Smith, Savannah State, 12/19/05
4. 9 Sha Brooks, Florida, 1/15/09
- 9 Jeanenne Colbert, La.-Lafayette, 11/25/06
- 9 Ta'Wuana Cook, NC A&T, 11/17/06
- 9 Iva Sliskovic vs. SC State, 12/17/05
- 9 KiKi Conyers, Appalachian State, 11/24/03
- 9 Jocelyn Penn vs. Coll. of Charleston, 11/24/02
10. 8 Nikitta Gartrell, NC State, 12/13/09
- 8 Demetress Adams vs. Charlotte, 12/21/08
- 8 La'Keisha Sutton vs. USC Upstate, 12/16/08

Free Throw Attempts

1. 15 DeWanna Bonner, Auburn, 1/8/09
- 15 Jocelyn Penn vs. Stetson, 1/4/03
- 15 Ta'Wuana Cook, NC A&T, 11/17/06
4. 14 La'Keisha Sutton vs. USC Upstate, 12/16/08
- 14 Jeanenne Colbert, La.-Lafayette, 11/25/06
- 14 Jocelyn Penn vs. Coll. of Charleston, 11/24/02
7. 13 Demetress Adams vs. Clemson, 11/20/06
- 13 Lashara Smith, Savannah State, 12/19/05
9. 12 Nikitta Gartrell, NC State, 12/13/09
- 12 Iva Sliskovic vs. SC State, 12/17/05
- 12 Nicole Newton, Georgia Southern, 11/29/05

THE TIME IS NOW /// COLONIAL LIFE ARENA INDIVIDUAL RECORDS

Rebounds

1. 26 Demetress Adams vs. Arkansas, 2/03/08
2. 20 Sylvia Fowles, LSU, 2/4/07
3. 18 Jennifer Humphrey, Kentucky, 2/9/06
- 18 Melanie Johnson vs. Coastal Carolina, 12/29/04
5. 16 Kayla Pedersen, Stanford, 11/21/08
- 16 Courtney Paris, Oklahoma, 12/7/06
- 16 Evena Morency, South Carolina St., 12/22/04
8. 15 Ashley Bruner vs. Xavier, 11/12/10
- 15 Iva Sliskovic vs. High Point, 12/20/06
- 15 Iva Sliskovic vs. Kentucky, 2/24/05
- 15 Melanie Johnson vs. C. of Charleston, 1/13/05
- 15 Jocelyn Penn vs. Florida, 1/30/03
- 15 Jocelyn Penn vs. Stetson, 1/4/03
- 15 Petra Ujhelyi vs. South Carolina St., 12/31/02
- 15 Petra Ujhelyi vs. Wofford, 12/4/02

Assists

1. 18 Cristina Ciocan vs. Florida A&M, 11/29/03
2. 13 Cristina Ciocan vs. La.-Lafayette, 12/18/02
3. 11 Lea Fabbri vs. North Carolina A&T, 11/17/06
- 11 Kelly Morrone vs. Wofford, 12/4/02
- 11 Cristina Ciocan vs. C. of Charleston, 11/24/02
6. 10 Lauren Simms vs. SC State, 12/23/06
- 10 Iva Sliskovic vs. High Point, 12/20/06
- 10 Britney Brown, Oklahoma, 12/7/06
- 10 Lea Fabbri vs. Clemson, 12/3/04
- 10 Cristina Ciocan vs. LSU, 2/6/03
- 10 Cristina Ciocan vs. Mississippi State, 1/9/03

Blocked Shots

1. 7 Lakesha Tolliver vs. UNC Wilmington, 12/01/07
2. 6 Tia Bell, NC State, 12/13/09
3. 5 KeKe Carrier, Auburn, 1/8/09
- 5 Demetress Adams vs. Auburn, 2/15/07
- 5 Ilona Burgrova vs. Florida, 1/25/07
- 5 Courtney Paris, Oklahoma, 12/7/06
- 5 Marita Payne, Auburn, 2/6/05
- 5 Melanie Johnson vs. C. of Charleston, 1/13/05
- 5 Melanie Johnson vs. Mississippi St., 1/6/05
- 5 Lakesha Tolliver vs. SC State, 12/22/04
- 5 Lakesha Tolliver vs. Charlotte, 11/30/04
- 5 Petra Ujhelyi vs. Georgia Southern, 12/3/02
- 5 Demetress Adams vs. UNC Ash., 1/03/08
- 5 Lakesha Tolliver vs. Charl. Sthrn., 12/04/07

Steals

1. 10 Tiffany Lanier, Georgia Southern, 12/3/02
2. 9 Cristina Ciocan vs. Middle Tenn. St., 12/16/02
3. 8 Jocelyn Penn vs. Kentucky, 2/27/03
4. 7 Samone Kennedy vs. High Point, 11/22/09
- 7 Lele Hardy, Clemson, 11/19/08
- 7 Cristina Ciocan vs. Stetson, 1/4/03
- 7 Jocelyn Penn vs. Coll. of Charleston, 11/24/02
- 7 Jocelyn Penn vs. La.-Lafayette, 12/18/02
9. 6 Monica Laune vs. Davison, 11/24/08
- 6 Lakesha Tolliver vs. Saint Francis, 11/09/07



Demetress Adams' 26 rebounds against Arkansas were not just an Arena record but also tied an SEC record originally set 20 years prior.

Turnovers

1. 12 Laquita Ball, South Carolina State, 12/17/05
2. 11 Frances Fields, High Point, 12/5/08
- 11 Lashara Smith, Savannah State, 12/19/05
4. 10 Evena Morency, SC State, 12/22/04
5. 9 Erin Reynolds, High Point, 12/2/09
- 9 Ashley Lax, Davidson, 11/24/08
- 9 Ta'Wuana Cook, NC A&T, 11/17/06
- 9 Siarre Evans, East Tennessee State, 11/12/06
- 9 Cristina Ciocan vs. Georgia, 2/22/04
- 9 Cristina Ciocan vs. Tennessee, 1/15/04
- 9 Jo Jo Carter, Mercer, 11/26/03

Most Points

1. 117 by South Carolina vs. NC A&T, 11/17/06
2. 101 by South Carolina vs. Stetson, 1/4/03
3. 102 by South Carolina vs. NC A&T, 3/21/08
4. 99 by South Carolina vs. Longwood, 2/21/06
- 99 by South Carolina vs. Wofford, 12/4/02
- 99 by South Carolina vs. Mercer, 11/26/03
7. 97 by South Carolina vs. Kentucky, 2/27/03
8. 96 by South Carolina vs. Florida A&M, 11/29/03
- 96 by South Carolina vs. Alcorn State, 12/29/02
10. 95 by South Carolina vs. Alabama, 1/14/07
- 95 by South Carolina vs. Western Carolina, 12/29/05

Fewest Points

1. 26 by Charleston Southern, 12/04/07
- 26 by Bethune-Cookman, 12/21/05
3. 30 by Winthrop, 1/1/07
- 30 by Mercer, 11/24/06
5. 33 by Saint Francis, 11/09/07
6. 35 by Alabama, 1/14/07
- 35 by High Point, 11/18/05
8. 36 by South Carolina vs. LSU, 2/13/05
9. 37 by Savannah State, 12/19/05
- 37 by College of Charleston, 1/13/05

Largest South Carolina Victory

1. 62 (101-39) vs. Stetson, 1/4/03
2. 61 (87-26) vs. Bethune-Cookman, 12/21/05
3. 60 (93-33) vs. Saint Francis, 11/9/07
- 60 (95-35) vs. Alabama, 1/14/07
5. 57 (94-37) vs. Savannah State, 12/19/05
6. 54 (117-63) vs. North Carolina A&T, 11/17/06
7. 53 (99-46) vs. Wofford, 12/4/02
8. 51 (99-48) vs. Longwood, 2/21/06
9. 47 (77-30) vs. Mercer, 11/24/06
- 47 (88-41) vs. Alabama A&M, 12/19/07

Largest South Carolina Defeat

1. 31 vs. Stanford (47-78), 12/19/08
2. 30 vs. LSU (36-66), 2/13/05
3. 29 vs. Connecticut (48-77), 12/28/08
4. 28 vs. Tennessee (58-86), 1/15/04
5. 27 vs. Oklahoma (51-78), 12/7/06
- 27 vs. NC State (48-75), 12/16/04
7. 23 vs. Georgia (50-73), 2/22/04
- 23 vs. Tennessee (71-48), 1/13/08
9. 21 vs. Vanderbilt (41-62), 2/29/04
10. 19 vs. Xavier (65-84), 11/12/10

Most Field Goals Made

1. 46 by South Carolina vs. NC A&T, 11/17/06
2. 42 by South Carolina vs. Wofford, 12/4/02
3. 43 by South Carolina vs. NC A&T, 3/21/08
4. 41 by South Carolina vs. Longwood, 2/21/06
- 41 by South Carolina vs. Western Carolina, 12/29/05
6. 39 by South Carolina vs. Stetson, 1/4/03
7. 38 by South Carolina vs. Alcorn State, 12/29/02
- 38 by South Carolina vs. Florida A&M, 11/29/03
9. 36 by South Carolina vs. High Point, 12/20/06
- 36 by South Carolina vs. UNC Asheville, 1/03/08
- 36 by South Carolina vs. Saint Francis, 11/09/07

Fewest Field Goals Made

1. 8 by Bethune-Cookman, 12/21/05
2. 10 by Charleston Southern, 12/04/07
- 10 by Savannah State, 12/19/05
4. 11 by Winthrop, 1/1/07
- 11 by Mercer, 11/24/06
6. 12 by Saint Francis, 11/09/07
- 12 by Alabama, 1/14/07
- 12 by South Carolina State, 12/17/05
- 12 by High Point, 11/18/05
10. 13 by Fordham, 12/3/06
- 13 by Louisiana-Lafayette, 12/18/02

Highest Field Goal Percentage

1. .618 (34-55) by South Carolina vs. Hartford, 3/18/07
2. .608 (31-51) by South Carolina vs. Jackson St., 12/07/07
3. .589 (43-73) by South Carolina vs. NC A&T, 3/21/08
4. .585 (38-65) by South Carolina vs. Florida A&M, 11/29/03
- .585 (38-65) by South Carolina vs. Alcorn State, 12/29/02
6. .583 (35-60) by South Carolina vs. Minnesota, 12/13/05
7. .577 (30-52) by Oklahoma, 12/7/06
8. .576 (34-59) by South Carolina vs. S.C. State 12/23/06
9. .575 (42-73) by South Carolina vs. Wofford, 12/4/02
10. .571 (32-56) by South Carolina vs. Mississippi St., 1/9/03

Lowest Field Goal Percentage

1. .140 (8-57) by Bethune-Cookman, 12/21/05
2. .167 (10-620) by Charleston Southern, 12/04/07
3. .206 (13-63) by College of Charleston, 1/13/05
4. .226 (12-53) by South Carolina State, 12/17/05
5. .234 (11-47) by Mercer, 11/24/06
6. .245 (12-49) by Saint Francis, 11/09/07
7. .246 (16-65) by Hartford, 3/18/07
- .246 (16-65) by Mississippi State, 1/6/05
9. .255 (13-51) by Louisiana-Lafayette, 12/18/02
10. .256 (10-39) by Savannah State, 12/19/05

3-Point Field Goals Made

1. 12 by South Carolina vs. NC A&T, 3/21/08
- 12 by South Carolina vs. Mississippi, 2/5/04
3. 11 by Louisiana-Lafayette, 11/25/06
- 11 by South Carolina vs. Alabama, 2/12/04
- 11 by South Carolina vs. Clemson, 12/3/04
6. 10 by Mississippi, 2/8/09
- 10 by Florida, 1/16/05
- 10 by Clemson, 12/3/04
- 10 by South Carolina vs. La.-Lafayette, 12/18/03
- 10 by South Carolina vs. Mercer, 11/26/03
- 10 by South Carolina vs. Ala. A&M, 12/19/07

3-Point Field Goal Attempts

1. 39 by South Carolina vs. Ole Miss, 2/5/04
2. 32 by Wake Forest, 12/17/09
3. 31 by South Carolina vs. Clemson, 12/3/04
4. 29 by South Carolina vs. Florida, 1/31/03
5. 27 by Louisiana-Lafayette, 11/25/06
- 27 by Alabama, 2/12/04
7. 26 by Clemson, 12/3/04
- 26 by South Carolina vs. Mercer, 11/26/03
9. 25 by Birmingham Southern, 12/20/04
- 25 by South Carolina vs. Appalachian State, 11/24/03

THE TIME IS NOW **COLONIAL LIFE ARENA TEAM RECORDS**

Free Throws Made

1. 29 by South Carolina vs. Alabama, 1/14/07
2. 26 by South Carolina vs. Savannah St., 1/06/08
3. 26 by South Carolina vs. Kentucky, 1/28/07
4. 24 by South Carolina vs. Charlotte, 12/21/08
- 24 by North Carolina A&T, 11/17/06
- 24 by South Carolina vs. Clemson, 11/20/06
7. 23 by NC State, 12/13/09
- 23 by South Carolina vs. Auburn, 1/8/09
- 23 by South Carolina vs. NC A&T, 11/17/06
- 23 by South Carolina vs. Charlotte, 11/30/04

Free Throw Attempts

1. 46 by South Carolina vs. Alabama, 1/14/07
2. 40 by South Carolina vs. Kentucky, 1/28/07
3. 36 by North Carolina A&T, 11/17/06
4. 35 by South Carolina vs. Savannah St., 1/06/08
- 35 by South Carolina vs. Clemson, 11/20/06
- 35 by South Carolina vs. South Carolina State, 12/17/05
7. 34 by South Carolina vs. Penn State, 11/22/09
- 34 by Louisiana-Lafayette, 11/25/06
- 34 by South Carolina vs. Charlotte, 11/30/04
10. 32 by South Carolina vs. Savannah State, 12/05/10
- 32 by NC State, 12/13/09
- 32 by South Carolina vs. Mercer, 11/24/06

Rebounds

1. 62 by South Carolina vs. High Point, 12/20/06
- 62 by South Carolina vs. Clemson, 11/20/06
2. 59 by South Carolina vs. Bethune-Cookman, 12/21/05
3. 58 by South Carolina vs. Savannah St., 12/19/05
- 58 by South Carolina vs. High Point, 11/18/05
5. 56 by South Carolina vs. Arkansas, 2/03/08
6. 55 by Penn State, 11/22/09
- 55 by South Carolina vs. Alabama, 1/14/07
- 55 by South Carolina vs. La.-Lafayette, 11/25/06
- 55 by South Carolina vs. College of Charleston, 1/13/05
10. 54 by South Carolina vs. Florida, 1/25/07

Assists

1. 33 by South Carolina vs. Wofford, 12/4/02
2. 32 by South Carolina vs. NCA&T, 11/17/06
3. 30 by South Carolina vs. Western Carolina, 12/29/05
- 30 by South Carolina vs. Florida A&M, 11/29/03
5. 29 by South Carolina vs. Mercer, 11/26/03
6. 26 by South Carolina vs. South Carolina State, 12/23/06
- 26 by South Carolina vs. South Carolina State, 12/31/02
- 26 by South Carolina vs. NC A&T, 3/21/08
8. 25 by South Carolina vs. Bethune-Cookman, 12/21/05
- 25 by South Carolina vs. Georgia Southern, 12/03/02

Blocked Shots

1. 13 by South Carolina vs. Western Carolina, 12/29/05
2. 11 by South Carolina vs. College of Charleston, 1/13/05
- 11 by South Carolina vs. Bethune-Cookman, 12/21/05
- 11 by South Carolina vs. High Point, 11/18/05
- 11 by South Carolina vs. College of Charleston, 1/13/05
5. 10 by South Carolina vs. UNC Asheville, 1/03/08
- 10 by South Carolina vs. Charleston Southern, 12/04/07
- 10 by South Carolina vs. UNC Wilmington, 12/01/07
- 10 by South Carolina vs. Mississippi St., 2/25/07
- 10 by South Carolina vs. LSU, 2/4/07
- 10 by South Carolina vs. Savannah St., 12/19/05
- 10 by South Carolina vs. Ohio, 12/15/05
- 10 by South Carolina vs. South Carolina State, 12/22/04
- 10 by South Carolina vs. Birmingham Southern, 12/20/04
- 10 by South Carolina vs. Florida A&M, 12/14/04
- 10 by South Carolina vs. Jacksonville, 11/27/04

Steals

1. 25 by South Carolina vs. Fordham, 12/3/06
2. 22 by South Carolina vs. Alabama, 1/14/07
- 22 by South Carolina vs. Stetson, 1/4/03
- 22 by South Carolina vs. Saint Francis, 11/09/07
5. 20 by South Carolina vs. NC A&T, 11/17/06
- 20 by South Carolina vs. Middle Tennessee State, 12/16/02
7. 19 by South Carolina vs. Clemson, 11/20/06
- 19 by South Carolina vs. South Carolina State, 12/17/05
- 19 by South Carolina vs. Longwood, 2/21/06
- 19 by Georgia Southern, 12/3/03

Turnovers

1. 35 by North Carolina A&T, 11/17/06
2. 34 by Alabama, 1/14/07
- 34 by Stetson, 1/4/03
4. 33 by Saint Francis, 11/19/07
- 33 by Savannah State, 12/19/05
6. 32 by Longwood, 2/21/06
- 32 by South Carolina State, 12/31/02
8. 31 by Davidson, 11/24/08
- 31 by South Carolina State, 12/17/05
10. 30 by South Carolina vs. Georgia Southern, 12/3/02
- 30 by South Carolina vs. Tennessee, 1/13/08

Freshman Game Records

Points

- 40 Sharon Gilmore at Florida International, 2/7/83
- 37 Schonna Banner vs. Cincinnati, 1/9/87
- 32 Kelsey Bone at Clemson, 11/19/09
- 31 Jordan Jones vs. NC A&T, 3/21/08
- 30 Karen Middleton vs. Memphis, 3/12/88
- 30 Karen Middleton vs. UNLV, 2/28/88

Rebounds

- 15 Kelsey Bone vs. Boston University, 12/29/09
- 15 Schonna Banner vs. Southern Miss, 3/7/87
- 14 Kelsey Bone vs. Auburn, 2/4/10
- 14 Kelsey Bone at Clemson, 11/19/09
- 14 Iva Sliskovic vs. Charlotte, 12/14/03
- 14 Marsha Williams vs. Memphis, 1/27/90
- 14 Annie Lester vs. Campbell, 11/23/96

Offensive Rebounds (Since 1987-88)

- 9 Kellindra Zackery vs. NC A&T, 11/17/06
- 8 Kelsey Bone at Auburn, 2/4/10
- 7 Kelsey Bone vs. Mississippi State, 2/11/10
- 6 Kelsey Bone vs. Mississippi, 3/4/10
- 6 Kelsey Bone vs. North Carolina, 12/20/09
- 6 Demetress Adams vs. Georgia Southern, 11/29/05
- 6 Jocelyn Penn vs. Texas-Pan Am, 12/29/98
- 6 Shaunzinski Gortman vs. Auburn, 1/3/99

Defensive Rebounds (Since 1987-88)

- 14 Kelsey Bone vs. Boston University, 12/28/09
- 12 Kelsey Bone vs. Wake Forest, 12/17/09
- 12 Iva Sliskovic vs. Charlotte, 12/14/03
- 11 Kelsey Bone at Alabama, 1/10/10
- 11 Kelsey Bone vs. LSU, 1/3/10

Assists (Since 1976-77)

- 14 Martha Parker vs. Charlotte, 1/18/86
- 13 Martha Parker vs. Old Dominion, 2/12/86
- 11 Martha Parker vs. Central Florida, 2/17/86
- 10 Samone Kennedy at Florida, 2/24/08
- 10 Martha Parker vs. Louisville, 1/27/86

Steals (Since 1976-77)

- 11 Jocelyn Penn vs. South Carolina State, 12/22/98
- 8 Lauren Simms vs. Tennessee, 1/15/04
- 6 Petra Ujhelyi vs. Arizona State, 12/4/99
- 6 Christi Timmons vs. UAB, 12/20/91
- 6 Shannon Johnson vs. South Carolina State, 1/4/93
- 6 Shaunzinski Gortman vs. South Carolina St., 12/22/98
- 6 Petra Ujhelyi vs. Arizona St., 12/4/99
- 6 Petra Ujhelyi vs. Charlotte, 11/19/99

Blocked Shots (Since 1977-78)

- 5 Lakesha Tolliver vs. South Carolina State, 12/22/04
- 5 Petra Ujhelyi vs. Tennessee, 1/14/00
- 4 Demetress Adams vs. Ohio, 12/17/05
- 4 Petra Ujhelyi vs. Florida A&M, 11/22/99
- 4 Iva Sliskovic vs. Seton Hall, 12/30/03
- 4 Lakesha Tolliver vs. Birmingham Southern, 12/20/04
- 4 Ilona Burgrova vs. Tennessee, 1/27/05

Field Goals Made

- 12 Schonna Banner vs. Cincinnati, 1/9/87
- 11 Jordan Jones vs. NC A&T, 3/21/08
- 11 Kellindra Zackery vs. NC A&T, 11/17/07
- 11 Jocelyn Penn vs. Central Florida, 11/28/98
- 11 Karen Middleton vs. UNLV, 2/28/88
- 11 Karen Middleton vs. Memphis, 3/12/88
- 11 Schonna Banner vs. Louisville, 1/12/98
- 11 Schonna Banner vs. Memphis, 1/24/87

Field Goal Attempts

- 23 Kelsey Bone at Clemson, 11/19/09
- 23 Jordan Jones vs. NC A&T, 3/21/08
- 22 Kelsey Bone at Charlotte, 11/16/09
- 22 Schonna Banner vs. Memphis, 1/24/87
- 21 Kelsey Bone at Auburn, 2/4/10

Field Goal Percentage (Min. 5 FGM)

- 1.000 (5-5) Jocelyn Penn vs. UW-Milwaukee, 12/28/98
- .909 (10-11) Jocelyn Penn vs. South Carolina State, 12/22/98
- .875 (7-8) Demetress Adams vs. Kentucky, 2/9/06
- .857 (6-7) La'Keisha Sutton at Georgia, 1/11/09
- .857 (6-7) Ilona Burgrova vs. Arkansas, 1/23/05
- .857 (6-7) Schonna Banner vs. Memphis, 2/14/87
- .857 (6-7) Schonna Banner vs. East Carolina, 11/28/86
- .857 (6-7) Lisa Diaz vs. Cincinnati, 3/5/87
- .857 (6-7) Annie Lester vs. Winthrop, 2/5/97
- .857 (6-7) Larissa Kulcsar vs. Appalachian State, 11/24/03

Free Throws Made

- 13 Schonna Banner vs. Cincinnati, 1/9/87
- 9 Jocelyn Penn vs. Wofford, 11/17/98
- 9 Martha Parker vs. Cincinnati, 2/10/86
- 8 Kelsey Bone at Clemson, 11/19/09
- 8 La'Keisha Sutton vs. USC Upstate, 12/16/08
- 8 Jewel May vs. Savannah State, 1/6/08
- 8 Iva Sliskovic vs. Mercer, 11/26/03
- 8 Shannon Johnson vs. Kentucky, 12/9/92
- 8 Martha Parker vs. Louisville, 2/8/86

Free Throw Attempts

- 15 Schonna Banner vs. Cincinnati, 1/9/87
- 14 La'Keisha Sutton vs. USC Upstate, 12/16/08
- 13 Jocelyn Penn vs. UNC Wilmington, 11/25/98
- 12 Kelsey Bone at Clemson, 11/19/09
- 11 Shannon Johnson vs. Kentucky, 12/9/92

Free Throw Percentage *(Min. 5 FTM)*

1. 1.000 (5-5) Sarah Burgess vs. Penn State, 3/25/03
- 1.000 (6-6) Sarah Burgess vs. South Carolina State, 12/29/02
- 1.000 (8-8) Jocelyn Penn vs. Florida, 1/17/99
- 1.000 (6-6) Natalie Funderburk vs. Arkansas, 1/30/93
- 1.000 (6-6) Marsha Williams vs. Memphis, 2/17/90
- 1.000 (6-6) Schonna Banner vs. Southern Miss, 3/7/87
- 1.000 (5-5) Martha Parker vs. Middle Tennessee, 3/12/86
- 1.000 (9-9) Martha Parker vs. at Cincinnati, 2/10/86
- 1.000 (8-8) Martha Parker vs. at Louisville, 2/8/86

3-Point Field Goals Made *(Since 1987-88)*

1. 9 Jordan Jones vs. NC A&T, 3/21/08
2. 8 Karen Middleton vs. Memphis, 3/12/88
3. 7 Jordan Jones at NC State, 3/24/08
- 7 Sarah Burgess vs. Mississippi, 3/6/03
- 7 Karen Middleton vs. Tennessee, 1/20/88

3-Point Field Goal Attempts *(Since 1987-88)*

1. 17 Jordan Jones vs. NC A&T, 3/21/08
2. 15 Jordan Jones at Mississippi, 1/20/08
- 15 Karen Middleton vs. Memphis, 3/12/88
4. 14 Christi Timmons vs. Auburn, 3/1/92
5. 13 Christi Timmons vs. Clemson, 2/12/92
- 13 Christi Timmons vs. Charlotte, 1/9/92

3-Point Field Goal Percentage *(Min. 3 FGM)*

1. 1.000 (3-3) La'Keisha Sutton at Tennessee, 1/18/09
- 1.000 (3-3) Sarah Burgess vs. Vanderbilt 1/16/03
- 1.000 (2-2) Sarah Burgess vs. Stetson, 1/4/03
4. .778 (7-9) Jordan Jones at NC State, 3/24/08
5. .750 (3-4) Karen Middleton vs. East Carolina, 1/4/88
- .750 (3-4) Jenny Randall vs. Maine, 11/30/91

Freshman Season Records

Points

1. 516 Sheila Foster (1978-79)
2. 467 Evelyn Johnson (1979-80)
3. 434 Schonna Banner (1986-87)
4. 425 Sharon Gilmore (1982-83)
5. 419 Jordan Jones (2007-08)

Scoring Average *(Min. 20 games played)*

1. 15.2 Sharon Gilmore (1982-83)
2. 15.0 Schonna Banner (1986-87)
3. 14.0 Kelsey Bone (2009-10)
4. 13.9 Sheila Foster (1978-79)
5. 13.1 Jordan Jones (2007-08)

Field Goals Made

1. 216 Sheila Foster (1978-79)
2. 199 Evelyn Johnson (1979-80)
3. 184 Sharon Gilmore (1982-83)
4. 183 Schonna Banner (1986-87)
5. 165 Sue Shue (1977-78)

Field Goal Attempts

1. 432 Sheila Foster (1978-79)
2. 402 Evelyn Johnson (1979-80)
3. 376 Sue Shue (1977-78)
4. 370 Karen Middleton (1987-88)
5. 367 Kelsey Bone (2009-10)

Field Goal Percentage *(Min. 150 FGA)*

1. .595 (94-158) Demetress Adams (2005-06)
2. .580 (184-317) Sharon Gilmore (1982-83)
3. .549 (123-224) Iva Sliskovic (2003-04)
4. .526 (130-247) Jocelyn Penn (1998-99)
5. .523 (183-350) Schonna Banner (1986-87)

3-Point Field Goals Made *(Since 1987-88)*

1. 97 Jordan Jones (2007-08)
2. 84 Christie Timmons (1991-92)
3. 75 Karen Middleton (1987-88)
4. 50 Kelly Morrone (1999-00)
5. 43 Heather Godfrey (1994-95)

3-Point Field Goal Attempts *(Since 1987-88)*

1. 243 Jordan Jones (2007-08)
2. 241 Christie Timmons (1991-92)
3. 173 Karen Middleton (1987-88)
4. 135 Kelly Morrone (1999-00)
5. 106 Heather Godfrey (1994-95)

3-Point Field Goal Percentage *(Min. 80 FGA)*

1. .434 (75-173) Karen Middleton (1987-88)
2. .406 (43-106) Heather Godfrey (1994-95)
3. .399 (97-243) Jordan Jones (2007-08)
4. .386 (32-83) Nikki Bass (1990-91)
5. .370 (50-135) Kelly Morrone (1999-00)

Free Throws Made

1. 91 Jocelyn Penn (1998-99)
2. 84 Sheila Foster (1978-79)
3. 77 Kelsey Bone (2009-10)
- 77 La'Keisha Sutton (2008-09)
- 77 Martha Parker (1985-86)

Free Throw Attempts

1. 132 Jocelyn Penn (1998-99)
2. 128 Sheila Foster (1978-79)
3. 116 Kelsey Bone (2009-10)
4. 114 La'Keisha Sutton (2008-09)
5. 109 Evelyn Johnson (1979-80)

Free Throw Percentage *(Min. 80 FTA)*

1. .770 (77-100) Martha Parker (1985-86)
2. .753 (70-93) Shannon Segres (1998-99)
3. .724 (63-87) Shannon Johnson (1992-93)
4. .723 (68-94) Schonna Banner (1986-87)
5. .693 (61-88) Jocelyn Penn (1998-99)

Rebounds

1. 329 Sheila Foster (1978-79)
2. 302 Jean Walling (1977-78)
3. 268 Kelsey Bone (2009-10)
4. 232 Sharon Gilmore (1982-83)
5. 200 Iva Sliskovic (2003-04)

Rebounding Average *(Min. 10 games played)*

1. 9.2 Kelsey Bone (2009-10)
2. 8.9 Sheila Foster (1978-79)
3. 8.9 Jean Walling (1977-78)
4. 8.3 Sharon Gilmore (1982-83)
5. 7.1 Iva Sliskovic (2003-04)

Offensive Rebounds *(Since 1987-88)*

1. 82 Kelsey Bone (2009-10)
2. 81 Jocelyn Penn (1998-99)
3. 65 Annie Lester (1996-97)
- 65 Marsha Williams (1989-90)
5. 63 Demetress Adams (2005-06)

Defensive Rebounds *(Since 1987-88)*

1. 186 Kelsey Bone (2009-10)
2. 141 Iva Sliskovic (2003-04)
3. 115 Annie Lester (1996-97)
4. 94 Jocelyn Penn (1998-99)
5. 87 Marsha Williams (1989-90)

Assists *(Since 1976-77)*

1. 162 Martha Parker (1985-86)
2. 151 Cheryl Autry (1978-79)
3. 106 Samone Kennedy (2007-08)
4. 102 Christi Timmons (1991-92)
5. 92 Karen Middleton (1987-88)

Blocked Shots *(Since 1976-77)*

1. 42 Lakesha Tolliver (2004-05)
2. 34 Demetress Adams (2005-06)
3. 32 Philicia Allen (1980-81)
4. 31 Jean Walling (1977-78)
5. 29 Sharon Gilmore (1982-83)

Steals *(Since 1976-77)*

1. 79 Jocelyn Penn (1989-99)
2. 77 Martha Parker (1985-86)
3. 65 Shannon Johnson (1992-93)
4. 60 Christie Timmons (1991-92)
5. 58 Evelyn Johnson (1979-80)

Games Started *(Since 1980-81)*

1. 31 Jordan Jones (2007-08)
2. 29 Martha Parker (1985-86)
- 29 Sue Shue (1977-78)
4. 28 Christi Timmons (1991-92)
- 28 Sharon Gilmore (1982-83)

Minutes Played *(Since 1980-81)*

1. 1119 Martha Parker (1985-86)
2. 1111 Jordan Jones (2007-08)
3. 932 Christi Timmons (1991-92)
4. 930 Karen Middleton (1987-88)
5. 876 Sharon Gilmore (1982-83)

Minutes Played Average *(Min. 20 games played)*

1. 37.3 Martha Parker (1985-86)
2. 34.7 Jordan Jones (2007-08)
3. 33.3 Christi Timmons (1991-92)
4. 31.3 Sharon Gilmore (1982-93)
5. 29.8 Schonna Banner (1986-87)

Sophomore Season Records

Points

1. 634 Shannon Johnson (1993-94)
2. 592 Beth Hunt (1988-89)
3. 589 Sheila Foster (1979-80)
4. 551 Brantley Southers (1983-84)
5. 527 Denise Nanney (1974-75)

Scoring Average *(Min. 20 games played)*

1. 23.5 Shannon Johnson (1993-94)
2. 19.7 Beth Hunt (1988-89)
3. 18.4 Brantley Southers (1983-84)
4. 17.7 Annie Lester (1997-98)
5. 17.6 Denise Nanney (1974-75)

Field Goals Made

1. 245 Sheila Foster (1979-80)
2. 242 Beth Hunt (1988-89)
3. 239 Brantley Southers (1983-84)
4. 231 Shannon Johnson (1993-94)
5. 220 Denise Nanney (1974-75)

Field Goal Attempts

1. 506 Shannon Johnson (1993-94)
2. 492 Denise Nanney (1974-75)
3. 460 Brantley Southers (1983-84)
4. 452 Sheila Foster (1979-80)
5. 440 Marsha Williams (1991-92)

Field Goal Percentage *(Min. 150 FGA)*

1. .576 (242-420) Beth Hunt (1988-89)
2. .552 (127-230) Jocelyn Penn (1999-00)
3. .542 (245-452) Sheila Foster (1979-80)
4. .540 (116-215) Ashley Bruner (2010-11)
5. .528 (219-415) Schonna Banner (1987-88)

3-Point Field Goals Made *(Since 1987-88)*

1. 51 Karen Middleton (1988-89)
2. 45 Kelly Morrone (2001-02)
3. 44 Shannon Johnson (1993-94)
4. 43 Heather Godfrey (1995-96)
5. 38 Ieasia Walker (2010-11)

3-Point Field Goal Attempts *(Since 1987-88)*

1. 132 Ieasia Walker (2010-11)
2. 130 Sarah Burgess (2003-04)
3. 127 Kelly Morrone (2001-02)
4. 121 Heather Godfrey (1995-96)
5. 116 Stacy Booker (2004-05)

3-Point Field Goal Percentage *(Min. 80 FGA)*

1. .455 (51-112) Karen Middleton (1988-89)
2. .396 (44-111) Shannon Johnson (1993-94)
3. .355 (43-121) Heather Godfrey (1995-96)
4. .354 (45-127) Kelly Morrone (2001-02)
5. .337 (31-92) Nikki Bass (1991-92)

Free Throws Made

1. 128 Shannon Johnson (1993-94)
2. 124 Nikki Miars (1997-98)
3. 120 Martha Parker (1986-87)
4. 115 Annie Lester (1997-98)
5. 107 Beth Hunt (1989-90)

Free Throw Attempts

1. 196 Nikki Bass (1991-92)
2. 186 Shannon Johnson (1993-94)
3. 160 Martha Parker (1986-87)
4. 152 Nikki Miars (1997-98)
5. 148 Annie Lester (1997-98)

Free Throw Percentage *(Min. 80 FTA)*

1. .830 (73-88) Brantley Southers (1983-84)
2. .816 (124-152) Nikki Miars (1997-98)
3. .798 (79-99) Lisa Williams (1996-97)
4. .777 (115-148) Annie Lester (1997-98)
5. .759 (107-141) Beth Hunt (1988-89)

Rebounds

1. 379 Sheila Foster (1979-80)
2. 361 Denise Nanney (1974-75)
3. 303 Marsha Williams (1990-91)
4. 276 Beth Hunt (1988-89)
5. 269 Jean Walling (1978-79)

Rebounding Average *(Min. 20 games played)*

1. 12.0 Denise Nanney (1974-75)
2. 10.5 Sheila Foster (1979-80)
3. 9.8 Marsha Williams (1990-91)
4. 9.2 Beth Hunt (1988-89)
5. 8.8 Annie Lester (1997-98)

Offensive Rebounds *(Since 1987-88)*

1. 126 Marsha Williams (1990-91)
2. 108 Annie Lester (1997-98)
3. 107 Beth Hunt (1988-89)
4. 98 Ashley Bruner (2010-11)
5. 79 Schonna Banner (1987-88)

Defensive Rebounds *(Since 1987-88)*

1. 177 Marsha Williams (1990-91)
2. 169 Beth Hunt (1988-89)
3. 161 Schonna Banner (1987-88)
4. 139 Annie Lester (1997-98)
5. 130 Michelle Murray (1990-91)

Assists *(Since 1976-77)*

1. 219 Mindy Ballou (1983-84)
2. 185 Cristina Ciocan (2001-02)
3. 133 Shannon Johnson (1993-94)
4. 120 Lisa Diaz (1987-88)
- 120 Marsi McAlister (1982-83)

Blocked Shots *(Since 1976-77)*

1. 54 Melanie Johnson (2004-05)
2. 53 Michelle Murray (1990-91)
3. 34 Sharon Gilmore (1983-84)
- 34 Ilona Burgrova (2005-06)
5. 32 Schonna Bonner (1987-88)

Steals *(Since 1976-77)*

1. 88 Sheila Foster (1979-80)
2. 79 Ieasia Walker (2010-11)
3. 76 Martha Parker (1986-87)
4. 76 Annie Lester (1997-98)
5. 74 Jocelyn Penn (1999-00)

Games Started *(Since 1980-81)*

1. 31 Schonna Banner (1987-88)
- 31 Ieasia Walker (2010-11)
3. 30 Marsha Williams (1990-91)
- 30 Beth Hunt (1988-89)
- 30 Martha Parker (1986-87)
- 30 Mindy Ballou (1983-84)
- 30 Brantley Southers (1983-84)
- 30 Evelyn Johnson (1980-81)

Minutes Played *(Since 1980-81)*

1. 1122 Martha Parker (1986-87)
2. 1053 Mindy Ballou (1983-84)
3. 1008 Brantley Southers (1983-84)
4. 996 Schonna Banner (1987-88)
5. 991 Ieasia Walker (2010-11)

Minutes Played Average *(Min. 20 games played)*

1. 37.4 Martha Parker (1986-87)
2. 35.4 Nikki Miars (1996-97)
3. 35.1 Mindy Ballou (1983-84)
4. 35.0 Marsi McAlister (1983-84)
5. 34.4 Renee Najarian (1984-85)

Junior Season Records

Points

1. 754 Katrina Anderson (1977-78)
2. 748 Beth Hunt (1989-90)
3. 646 Shannon Johnson (1994-95)
4. 598 Marsha Williams (1991-92)
5. 563 Martha Parker (1987-88)

Scoring Average *(Min. 20 games played)*

1. 23.9 Shannon Johnson (1994-95)
2. 22.7 Beth Hunt (1989-90)
3. 22.2 Katrina Anderson (1977-78)
4. 21.4 Marsha Williams (1991-92)
5. 17.8 Sheila Foster (1980-81)

Field Goals Made

1. 316 Beth Hunt (1989-90)
2. 306 Katrina Anderson (1977-78)
3. 236 Marsha Williams (1991-92)
4. 218 Jocelyn Penn (2000-01)
5. 214 Shannon Johnson (1994-95)

Field Goal Attempts

1. 547 Beth Hunt (1989-90)
2. 544 Katrina Anderson (1977-78)
3. 508 Marsha Williams (1991-92)
4. 497 Shannon Johnson (1994-95)
5. 459 Brantley Southers (1984-85)

Field Goal Percentage *(Min. 150 FGA)*

1. .621 (218-351) Jocelyn Penn (2001-02)
2. .595 (113-190) Teresa Geter (2000-01)
3. .578 (316-547) Beth Hunt (1989-90)
4. .563 (202-359) Martha Parker (1987-88)
5. .563 (306-544) Katrina Anderson (1977-78)

3-Point Field Goals Made *(Since 1987-88)*

1. 82 Valerie Nainima (2009-10)
2. 79 Christie Timmons (1993-94)
3. 76 Karen Middleton (1989-90)
4. 64 Shannon Johnson (1994-95)
5. 62 Kelly Morrone (2002-03)

3-Point Field Goal Attempts *(Since 1987-88)*

1. 244 Christie Timmons (1993-94)
2. 229 Valerie Nainima (2009-10)
3. 189 Kelly Morrone (2002-03)
4. 182 Shannon Johnson (1994-95)
5. 162 Karen Middleton (1990-91)

3-Point Field Goal Percentage *(Min. 80 FGA)*

1. .469 (115-265) Karen Middleton (1990-91)
2. .358 (82-229) Valerie Nainima (2009-10)
3. .352 (64-182) Shannon Johnson (1994-95)
4. .333 (28-84) Lea Fabbri (2005-06)
5. .328 (62-189) Kelly Morrone (2002-03)

Free Throws Made

1. 157 Martha Parker (1987-88)
2. 154 Shannon Johnson (1994-95)
3. 142 Katrina Anderson (1977-78)
4. 126 Marsha Williams (1991-92)
5. 115 Beth Hunt (1989-90)

Free Throw Attempts

1. 242 Katrina Anderson (1977-78)
2. 231 Martha Parker (1987-88)
3. 227 Shannon Johnson (1994-95)
4. 200 Marsha Williams (1991-92)
5. 181 Sheila Foster (1980-81)

Free Throw Percentage *(Min. 80 FTA)*

1. .756 (68-90) Valerie Nainima (2009-10)
2. .755 (105-139) Lori Joyner (1990-91)
3. .747 (74-99) Teresa Geter (2000-01)
4. .724 (105-145) Nikki Miars (1997-98)
5. .717 (66-92) Lisa Williams (1997-98)

Rebounds

1. 434 Katrina Anderson (1978-79)
2. 381 Sheila Foster (1980-81)
3. 337 Beth Hunt (1989-90)
4. 315 Marsha Williams (1991-92)
5. 286 Demetress Adams (2007-08)

Rebounding Average *(Min. 20 games played)*

1. 12.8 Katrina Anderson (1978-79)
2. 12.7 Sheila Foster (1980-81)
3. 12.1 Denise Nanney (1975-76)
4. 11.3 Marsha Williams (1991-92)
5. 10.2 Beth Hunt (1989-90)

Offensive Rebounds *(Since 1987-88)*

1. 133 Marsha Williams (1991-92)
2. 107 Beth Hunt (1989-90)
3. 100 Annie Lester (1998-99)
4. 94 Demetress Adams (2007-08)
5. 94 Jocelyn Penn (2001-02)

Defensive Rebounds *(Since 1987-88)*

1. 230 Beth Hunt (1989-90)
2. 192 Demetress Adams (2007-08)
3. 182 Marsha Williams (1991-92)
4. 160 Martha Parker (1987-88)
5. 154 Schonna Banner (1988-89)

Assists *(Since 1976-77)*

1. 207 Cristina Ciocan (2002-03)
2. 190 Sharon Rivers (1981-82)
3. 174 Lisa Diaz (1988-89)
4. 162 Mindy Ballou (1984-85)
5. 161 Sherry David (1989-90)

Blocked Shots *(Since 1976-77)*

1. 60 Lakesha Tolliver (2006-07)
2. 58 Teresa Geter (2000-01)
3. 55 Demetress Adams (2007-08)
4. 49 Michelle Murray (1991-92)
5. 45 Petra Ujhelyi (2001-02)

Steals *(Since 1976-77)*

1. 94 Jocelyn Penn (2000-01)
2. 89 Rita Johnson (1979-80)
3. 74 Cristina Ciocan (2002-03)
4. 73 Sharon Rivers (1981-82)
5. 67 Melanie Johnson (2005-06)
- 67 Evelyn Johnson (1981-82)

Games Started *(Since 1980-81)*

1. 34 Katrina Anderson (1977-78)
2. 33 Beth Hunt (1989-90)
- 33 Karen Middleton (1989-90)
- 33 Martha Parker (1987-88)
5. 32 Demetress Adams (2007-08)
- 32 Sherry David (1989-90)
- 32 La'Keisha Sutton (2010-11)

Minutes Played *(Since 1980-81)*

1. 1172 Martha Parker (1987-88)
2. 1139 Karen Middleton (1989-90)
3. 1124 Sheila Foster (1980-81)
4. 1090 La'Keisha Sutton (2010-11)
5. 1075 Kelly Morrone (2002-03)

Minutes Played Average *(Min. 20 games played)*

1. 38.3 Nikki Miars (1997-98)
2. 37.5 Sheila Foster (1980-81)
3. 36.0 Shannon Johnson (1994-95)
4. 35.3 Brantley Southers (1984-85)
5. 35.2 Mindy Ballou (1984-85)

Senior Season Records

Points

1. 716 Jocelyn Penn (2002-03)
2. 700 Katrina Anderson (1978-79)
3. 691 Shannon Johnson (1995-96)
4. 627 Sheila Foster (1981-82)
5. 615 Brantley Southers (1985-86)

Scoring Average *(Min. 20 games played)*

1. 24.7 Shannon Johnson (1995-96)
2. 23.9 Jocelyn Penn (2002-03)
3. 20.5 Brantley Southers (1985-86)
4. 20.2 Sheila Foster (1981-82)
5. 18.9 Katrina Anderson (1978-79)

Field Goals Made

1. 283 Katrina Anderson (1978-79)
2. 282 Jocelyn Penn (2002-03)
3. 266 Brantley Southers (1985-86)
4. 252 Sheila Foster (1981-82)
5. 238 Shannon Johnson (1995-96)

Field Goal Attempts

1. 573 Brantley Southers (1985-86)
2. 544 Shannon Johnson (1995-96)
3. 540 Katrina Anderson (1978-79)
4. 527 Denise Nanney (1976-77)
5. 449 Jocelyn Penn (2002-03)

Field Goal Percentage *(Min. 150 FGA)*

1. .628 (282-449) Jocelyn Penn (2002-03)
2. .583 (252-432) Sheila Foster (1981-82)
3. .571 (181-317) Schonna Banner (1989-90)
4. .561 (143-255) Martha Parker (1988-89)
5. .524 (283-540) Katrina Anderson (1978-79)

3-Point Field Goals Made *(Since 1987-88)*

1. 115 Karen Middleton (1990-91)
2. 82 Shannon Johnson (1995-96)
3. 81 Kelly Morrone (2003-04)
4. 60 Nikki Bass (1993-94)
5. 52 Shaunzinski Gortman (2001-02)

3-Point Field Goal Attempts *(Since 1987-88)*

1. 265 Karen Middleton (1990-91)
2. 202 Shannon Johnson (1995-96)
3. 199 Kelly Morrone (2003-04)
4. 198 Christie Timmons (1994-95)
5. 183 Nikki Bass (1993-94)

3-Point Field Goal Percentage *(Min. 80 FGA)*

1. .434 (115-265) Karen Middleton (1990-91)
2. .407 (81-199) Kelly Morrone (2003-04)
3. .406 (82-202) Shannon Johnson (1995-96)
4. .365 (31-85) Brionna Dickerson (2008-09)
5. .364 (52-143) Shaun Gortman (2001-02)

12
11
10
09
08
07
06
05
04
03
02
01
00
102

Free Throws Made

1. 138 Jocelyn Penn (2002-03)
2. 134 Katrina Anderson (1978-79)
3. 133 Shannon Johnson (1995-96)
4. 123 Sheila Foster (1981-82)
5. 119 Martha Parker (1988-89)

Free Throw Attempts

1. 195 Katrina Anderson (198-79)
2. 194 Jocelyn Penn (2002-03)
3. 179 Shannon Johnson (1995-96)
4. 175 Sheila Foster (1981-82)
5. 150 Martha Parker (1988-89)

Free Throw Percentage *(Min. 80 FTA)*

1. .856 (83-97) Brantley Southers (1985-86)
2. .814 (79-97) Mindy Ballou (1985-86)
3. .812 (69-85) Teresa Geter (2001-02)
4. .804 (78-97) Rita Johnson (1980-81)
5. .793 (119-150) Martha Parker (1988-89)

Rebounds

1. 371 Katrina Anderson (1978-79)
2. 338 Sheila Foster (1981-82)
3. 288 Petra Ujhelyi (2002-03)
4. 270 Cynthia Jacobs (1979-80)
5. 266 Sharon Gilmore (1985-86)

Rebounding Average *(Min. 20 games played)*

1. 10.9 Sheila Foster (1981-82)
2. 10.7 Marsha Williams (1992-93)
3. 10.0 Katrina Anderson (1978-79)
4. 9.4 Denise Nanney (1976-77)
5. 9.3 Petra Ujhelyi (2002-03)

Offensive Rebounds *(Since 1987-88)*

1. 103 Marsha Williams (1992-93)
2. 100 Jocelyn Penn (2002-03)
3. 98 Treka McMillan (1990-91)
4. 93 Melanie Johnson (2006-07)
5. 90 Petra Ujhelyi (2002-03)

Defensive Rebounds *(Since 1987-88)*

1. 198 Petra Ujhelyi (2002-03)
2. 174 Schonna Banner (1989-90)
3. 153 Marsha Williams (1992-93)
4. 142 Jocelyn Penn (2002-03)
5. 135 Ilona Burgrova (2007-08)

Assists *(Since 1976-77)*

1. 174 Mindy Ballou (1985-86)
2. 160 Sherry David (1990-91)
3. 146 Martha Parker (1988-89)
4. 143 Sharon Rivers (1982-83)
5. 142 Cristina Ciocan (2003-04)

Blocked Shots *(Since 1976-77)*

1. 48 Petra Ujhelyi (2002-03)
2. 47 Lakesha Tolliver (2007-08)
3. 43 Michelle Murray (1992-93)
4. 41 Teresa Geter (2001-02)
5. 37 Ilona Burgrova (2007-08)

Steals *(Since 1976-77)*

1. 126 Katrina Anderson (1978-79)
2. 112 Jocelyn Penn (2002-03)
3. 88 Rita Johnson (1980-81)
4. 74 Shannon Johnson (1995-96)
5. 73 Martha Parker (1988-89)

Games Started *(Since 1980-81)*

1. 33 Schonna Banner (1989-90)
- 33 Lisa Diaz (1989-90)
- 33 Jewel May (2010-11)
4. 31 Petra Ujhelyi (2002-03)
- 31 Karen Middleton (1990-91)
- 31 Sheila Foster (1981-82)

Minutes Played *(Since 1980-81)*

1. 1175 Sheila Foster (1981-82)
2. 1134 Karen Middleton (1990-91)
3. 1116 Mindy Ballou (1985-86)
4. 1100 Lisa Diaz (1989-90)
5. 1088 Jocelyn Penn (2002-03)

Minutes Played Average *(Min. 20 games played)*

1. 37.9 Sheila Foster (1981-82)
2. 37.2 Mindy Ballou (1985-86)
3. 36.6 Karen Middleton (1990-91)
4. 36.3 Jocelyn Penn (2002-003)
5. 35.9 Nikki Miars (1998-99)

South Carolina Individual

Points

1. 27 Shannon Johnson vs. Kentucky, 3/4/94
2. 24 Jenny Randall vs. Arkansas, 3/3/95
3. 23 Sarah Burgess vs. Mississippi, 3/6/03
- 23 Marsha Williams vs. Vanderbilt, 3/6/92
5. 22 Nikki Miars vs. Alabama, 2/27/98
- 22 Annie Lester vs. LSU, 2/26/98

Field Goals Made

1. 11 Annie Lester vs. LSU, 2/26/98
2. 10 Kelsey Bone vs. Mississippi, 3/4/10
3. 9 Jocelyn Penn vs. Mississippi State, 3/7/03
- 9 Jenny Randall vs. Arkansas, 3/3/95
5. 8 Sarah Burgess vs. Mississippi, 3/6/03
- 8 Marsha Williams vs. Vanderbilt, 3/6/92

Field Goal Attempts

1. 24 Marsha Williams vs. Vanderbilt, 3/6/92
2. 22 Annie Lester vs. Alabama, 2/27/98
3. 20 Kelsey Bone vs. Mississippi, 3/4/10
- 20 Shannon Johnson vs. Arkansas, 3/3/95
5. 19 Shannon Johnson vs. Florida, 3/1/96
- 19 Jenny Randall vs. Arkansas, 3/3/95

3-Point Field Goals Made

1. 7 Sarah Burgess vs. Mississippi, 3/6/03
2. 5 Christi Timmons vs. Mississippi, 3/5/93
3. 4 Lisa Williams vs. Alabama, 2/24/99
- 4 Christi Timmons vs. Kentucky, 3/4/94
5. 3 Jordan Jones vs. Florida, 3/6/08
- 3 Brionna Dickerson vs. Tennessee, 3/2/07
- 3 Stacy Brooker vs. Auburn, 3/1/07
- 3 Shaunzinski Gortman vs. Arkansas, 3/1/02
- 3 Anaz Nihan vs. Mississippi, 3/1/01
- 3 Nikki Miars vs. Alabama, 2/27/98
- 3 Lisa Williams vs. Alabama, 2/27/98
- 3 Lisa Williams vs. Florida, 3/1/96
- 3 Heather Godfrey vs. Arkansas, 3/3/95

3-Point Field Goal Attempts

1. 12 Christi Timmons vs. Kentucky, 3/4/94
2. 10 Sarah Burgess vs. Mississippi, 3/6/03
3. 9 Nihan Anaz vs. Mississippi, 3/1/01
- 9 Christi Timmons vs. Vanderbilt, 3/6/92
5. 8 Ebony Jones vs. Florida, 3/6/08
- 8 Lisa Williams vs. Florida, 3/1/96

Free Throws Made

1. 13 Shannon Johnson vs. Kentucky, 3/4/94
2. 11 Nikki Miars vs. LSU, 2/26/98
3. 8 Jocelyn Penn vs. Vanderbilt, 3/2/00
4. 7 Kelly Morrone vs. Mississippi State, 3/7/03
- 7 Nikki Miars vs. Alabama, 2/27/98
- 7 Marsha Williams vs. Vanderbilt, 3/6/92

Free Throw Attempts

1. 17 Shannon Johnson vs. Kentucky, 3/4/94
2. 14 Ieasia Walker vs. Mississippi, 3/3/11
3. 13 Nikki Miars vs. LSU, 2/26/98
- 13 Marsha Williams vs. Vanderbilt, 3/6/92
5. 12 Rachell Lee vs. Alabama, 2/27/98

Rebounds

1. 15 Marsha Williams vs. Vanderbilt, 3/6/92
2. 13 Petra Ujhelyi vs. Mississippi, 3/6/03
3. 11 Charenee Stephens vs. Mississippi, 3/4/10
- 11 Melanie Johnson vs. Auburn, 3/2/06
- 11 Teresa Geter vs. Arkansas, 3/1/02
- 11 Annie Lester vs. Alabama, 2/27/98

Assists

1. 10 Cristina Ciocan vs. Mississippi, 3/6/03
2. 8 Cristina Ciocan vs. Mississippi State, 3/7/03
- 8 Nikki Miars vs. Alabama, 2/24/99
- 8 Nikki Miars vs. LSU 2/26/98
5. 6 La'Keisha Sutton vs. Mississippi, 3/4/10
- 6 Cristina Ciocan vs. Mississippi, 3/1/01

Blocked Shots

1. 4 Ilona Burgrova vs. Auburn, 3/1/07
2. 3 Ilona Burgrova vs. Florida, 3/6/08
- 3 Melanie Johnson vs. Auburn, 3/2/06
- 3 Iva Sliskovic vs. Mississippi, 3/3/05
- 3 Iva Sliskovic vs. Georgia, 3/4/04

Steals

1. 6 Cristina Ciocan vs. Mississippi State, 3/7/03
2. 5 Melanie Johnson vs. Tennessee, 3/2/07
3. 4 Ieasia Walker vs. Mississippi, 3/4/10
- 4 Jocelyn Penn vs. Vanderbilt, 3/2/00
- 4 Nikki Miars vs. Alabama, 2/27/98
- 4 Annie Lester vs. LSU, 2/26/98
- 4 Lisa Williams vs. Florida, 3/1/96

South Carolina Team

Most Points

1. 80 vs. Kentucky, 3/4/94
2. 79 vs. Mississippi, 3/6/03
3. 76 vs. LSU, 2/25/98
4. 75 vs. Mississippi State, 3/7/03
5. 72 vs. Alabama, 3/27/98

Fewest Points

1. 34 vs. Georgia, 3/4/11
2. 39 vs. Mississippi State, 3/5/09
3. 42 vs. Georgia, 3/4/04
4. 45 vs. Tennessee, 2/28/97
5. 47 vs. Vanderbilt, 3/6/92

Margin of Victory

- 15 (79-64) vs. Mississippi, 3/6/03
15 (76-61) vs. LSU, 2/26/98
- 2 (65-63) vs. Auburn, 3/1/07

Margin of Defeat

- 32 (34-66) vs. Georgia, 3/4/11
- 31 (42-73) vs. Georgia, 3/4/04
- 27 (48-75) vs. Tennessee, 2/28/97
- 22 (58-80) vs. Vanderbilt, 3/2/00
- 20 (72-92) vs. Alabama, 2/27/98

Field Goals Made

- 29 vs. Mississippi, 3/4/10
29 vs. LSU, 2/26/98
- 28 vs. Mississippi State, 3/7/03
28 vs. Mississippi, 3/1/01
28 vs. Alabama, 2/24/99

Field Goal Attempts

- 79 vs. Arkansas, 3/3/95
- 73 vs. Alabama, 2/27/98
- 72 vs. Auburn, 3/2/06
- 70 vs. Alabama, 2/24/99
- 67 vs. Mississippi State, 3/7/03

Field Goal Percentage (Min. 40 FGA)

- .509 (29-57) vs. LSU, 2/26/98
- .474 (27-57) vs. Mississippi, 3/6/03
- .467 (28-60) vs. Mississippi, 3/1/01
- .468 (29-62) vs. Mississippi, 3/4/10
- .448 (26-58) vs. Arkansas, 3/1/02

3-Point Field Goals Made

- 12 vs. Kentucky, 3/4/94
- 11 vs. Mississippi, 3/6/03
- 9 vs. Arkansas, 3/3/95
- 7 vs. Mississippi State, 3/7/03
7 vs. Mississippi, 3/1/01
7 vs. Alabama, 2/27/98

3-Point Field Goal Attempts

- 33 vs. Kentucky, 3/4/94
- 27 vs. Arkansas, 3/3/95
- 25 vs. Florida, 3/1/96
- 24 vs. Mississippi, 3/6/03
- 23 vs. Mississippi, 3/1/01

3-Point Field Goal Percentage (Min. 5 3FGA)

- .467 (7-15) vs. Alabama, 2/27/98
- .458 (11-24) vs. Mississippi, 3/6/03
- .455 (5-11) vs. Tennessee, 3/2/07
- .368 (5-16) vs. Arkansas, 3/1/02
- .364 (12-33) vs. Kentucky, 3/4/94

Free Throws Made

- 24 vs. Kentucky, 3/4/94
- 17 vs. Mississippi State, 3/7/03
17 vs. Alabama, 2/27/97
17 vs. Alabama, 2/27/98
- 16 vs. Vanderbilt, 3/2/00

Free Throw Attempts

- 33 vs. Kentucky, 3/4/94
- 27 vs. Alabama, 2/27/98
- 22 vs. Vanderbilt, 3/6/92
- 21 vs. Alabama, 2/24/99
- 19 vs. Mississippi, 3/6/03
19 vs. LSU, 2/26/98

Free Throw Percentage (Min. 10 FTA)

- .941 (16-17) vs. Vanderbilt, 3/2/00
- .857 (12-14) vs. Mississippi, 3/3/05
- .789 (15-19) vs. LSU, 2/26/98
- .765 (13-17) vs. Mississippi State, 3/7/03
- .737 (14-19) vs. Mississippi, 3/6/03

Rebounds

- 46 vs. Florida, 3/6/08
- 45 vs. Mississippi, 3/3/05
- 44 vs. Vanderbilt, 3/6/92
- 43 vs. Auburn, 3/2/06
- 42 vs. Auburn, 3/1/07
42 vs. Mississippi, 3/6/03

Assists

- 22 vs. Tennessee, 3/2/07
- 19 vs. Mississippi, 3/6/03
19 vs. Alabama, 2/24/99
- 18 vs. LSU, 2/26/98
- 17 vs. Mississippi State, 3/7/03
17 vs. Mississippi, 3/1/01

Blocked Shots

- 9 vs. Mississippi, 3/3/05
- 7 vs. Auburn, 3/2/06
- 6 vs. Tennessee, 3/2/07
6 vs. Auburn, 3/1/07
- 5 vs. Florida, 3/6/08

Steals

- 13 vs. Tennessee, 3/2/07
- 12 vs. Vanderbilt, 3/2/00
- 11 vs. Mississippi State, 3/7/03
- 9 vs. Alabama, 2/24/99
- 8 vs. Auburn, 3/1/07
8 vs. Alabama, 2/27/98
8 vs. LSU, 2/26/98

Opponent Individual

Points

- 26 Stacey Reed, Kentucky, 3/4/94
- 25 DeWanna Bonner, Auburn, 3/2/06
- 24 Dominique Canty, Alabama, 2/24/99
- 23 Lewis, Arkansas, 3/1/02
- 23 Murriel Page, Florida, 3/1/96

Field Goals Made

- 10 Murriel Page, Florida, 3/1/96
- 9 DeWanna bonner, Auburn, 3/2/06
- 8 Depree Bowden, Florida, 3/6/08
- 8 Sidney Spencer, Tennessee, 3/2/07
- 8 Tan White, Mississippi State, 3/7/03
- 8 Lewis, Arkansas, 3/1/02
- 8 Mahogany Hudson, Florida, 3/1/96

Field Goal Attempts

- 20 Elizabeth Robertson, Mississippi, 3/4/10
- 20 Tan White, Mississippi State, 3/7/03
- 19 Stacey Reed, Kentucky, 3/4/94
- 18 DeWanna Bonner, Auburn, 3/2/06
- 18 Genice Terry, Mississippi, 3/6/03
- 18 Murriel Page, Florida, 3/1/96

3-Point Field Goals Made

- 6 Bianca Thomas, Mississippi, 3/4/10
- 6 Nicole Carruth, Alabama, 2/27/98
- 5 Depree Bowden, Florida, 3/6/08
- 5 Lewis, Arkansas, 3/1/02
- 5 Jillian Danker, Vanderbilt, 3/2/00

3-Point Field Goal Attempts

- 14 Elizabeth Robertson, Mississippi, 3/4/10
- 11 Elizabeth Cansdale, Mississippi, 3/3/05
- 11 Lewis, Arkansas, 3/1/02
- 8 Genice Terry, Mississippi, 3/6/03
- 8 Becky Myatt, Mississippi, 3/1/01
- 8 Talatha Bingham, Florida, 3/1/96

Free Throws Made

- 11 Stacey Reed, Kentucky, 3/4/94
- 10 LaToya Thomas, Mississippi State, 3/7/03
- 10 Christy Smith, Arkansas, 3/3/95
- 9 Von Kirk, Mississippi, 3/1/01
- 9 Dominique Canty, Alabama, 2/24/99

Free Throw Attempts

- 19 Armintie Price, Mississippi, 3/3/05
- 14 LaToya Thomas, Mississippi State, 3/7/03
- 14 Stacey Reed, Kentucky, 3/4/94
- 13 LaToya Caudle, Alabama, 2/24/99
- 11 DeWanna Bonner, Auburn, 3/1/07
- 11 Shondra Johnson, Alabama, 2/24/99

Rebounds

- 17 Clara Jackson, Mississippi, 3/5/93
- 16 LaToya Caudle, Alabama, 2/24/99
- 15 LaToya Thomas, Mississippi State, 3/7/03
- 13 DeWanna Bonner, Auburn, 3/2/06
- 13 Murriel Page, Florida, 3/1/96

Assists

- 9 Kayla Melson, Mississippi, 3/4/10
- 8 Stacey Reed, Kentucky, 3/4/94
- 7 Depree Bowden, Florida, 3/6/08
- 7 Alexis Hornbuckle, Tennessee, 3/2/07
- 7 A. Wright, Arkansas, 3/1/02

Blocked Shots

- 5 Chanel Mokango, Mississippi State, 3/5/09
- 5 Candace Parker, Tennessee, 3/2/07
- 5 KeKe Carrier, Auburn, 3/1/07
- 4 Chantelle Anderson, Vanderbilt, 3/2/00
- 3 Marita Payne, Auburn, 3/2/06
- 3 LaToya Thomas, Mississippi State, 3/7/06
- 3 LaToya Caudle, Alabama, 2/24/99

Steals

- 8 Armintie Price, Mississippi, 3/3/05
- 6 Jade Huntington, Vanderbilt, 3/6/92
- 5 Mahogany Hudson, Florida, 3/1/96
- 4 Sidney Spencer, Tennessee, 3/2/07
- 4 DeWanna Bonner, Auburn, 3/1/07

THE TIME IS NOW **SEC TOURNAMENT RECORDS**

Opponent Team

Points

- 92 Alabama, 2/27/98
- 83 Kentucky, 3/4/94
- 82 Alabama, 2/25/99
- 81 Tennessee, 3/2/07
- 80 Vanderbilt, 3/2/00
- 80 Arkansas, 3/3/95

Field Goals Made

- 34 Alabama, 2/27/98
- 28 Tennessee, 3/2/07
- 28 Vanderbilt, 3/2/00
- 28 Florida, 3/1/96
- 28 Kentucky, 3/4/94

Field Goal Attempts

- 73 Mississippi State, 3/7/03
- 68 Tennessee, 3/2/07
- 68 Mississippi, 3/3/05
- 68 Kentucky, 3/4/94
- 67 Tennessee, 2/28/97

Field Goal Percentage (Min. 10 FGA)

- .596 (28-47) Vanderbilt, 3/2/00
- .531 (34-64) Alabama, 2/27/98
- .458 (27-59) Georgia, 3/4/04
- .453 (24-53) Arkansas, 3/3/95
- .450 (27-60) Arkansas, 3/1/02

3-Point Field Goals Made

- 13 Alabama, 2/27/98
- 10 Mississippi, 3/4/10
- 9 Florida, 3/6/08
- 9 Mississippi, 3/1/01
- 8 Georgia, 3/4/04

3-Point Field Goal Attempts

- 25 Mississippi, 3/4/10
- 23 Florida, 3/6/08
- 23 Mississippi, 3/3/05
- 22 Alabama, 2/27/98
- 20 Mississippi, 3/1/01

3-Point Field Goal Percentage (Min. 5 3FGA)

- .778 (7-9) Vanderbilt, 3/2/00
- .591 (13-22) Alabama, 2/27/98
- .458 (8-16) Georgia, 3/4/04
- .450 (9-20) Mississippi, 3/1/01
- .400 (10-25) Mississippi, 3/4/10

Free Throws Made

- 32 Alabama, 2/24/99
- 29 Arkansas, 3/3/95
- 23 Auburn, 3/1/07
- 23 Kentucky, 3/4/94
- 22 Mississippi, 3/1/01

Fewest Points

- 49 Mississippi State, 3/5/09
- 50 Mississippi, 3/3/11
- 53 Mississippi, 3/3/05
- 59 Mississippi, 3/5/93
- 61 LSU, 2/26/98

Free Throw Attempts

- 48 Alabama, 2/24/99
- 35 Tennessee, 2/28/97
- 33 Arkansas, 3/3/95
- 31 Kentucky, 3/4/94
- 30 Mississippi, 3/1/01

Free Throw Percentage (Min. 10 FTA)

- .917 (11-12) Georgia, 3/4/04
- .879 (29-33) Arkansas, 3/3/95
- .821 (23-28) Auburn, 3/1/07
- .810 (17-21) Vanderbilt, 3/2/00
- .778 (14-18) LSU, 2/26/98

Rebounds

- 56 Mississippi State, 3/7/03
- 55 Tennessee, 2/28/97
- 47 Mississippi, 3/3/05
- 47 Florida, 3/1/96
- 46 Alabama, 2/27/98

Assists

- 23 Vanderbilt, 3/2/00
- 20 Florida, 3/6/08
- 18 Florida, 3/1/96
- 17 Arkansas, 3/3/95
- 16 Mississippi, 3/4/10
- 16 Alabama, 2/27/98
- 16 Kentucky, 3/4/94

Blocked Shots

- 7 Auburn, 3/1/07
- 6 Tennessee, 3/2/07
- 6 Auburn, 3/2/06
- 5 Vanderbilt, 3/2/00
- 5 Alabama, 2/24/99

Steals

- 17 Mississippi, 3/3/05
- 14 Tennessee, 3/2/07
- 13 Auburn, 3/1/07
- 13 Vanderbilt, 3/6/92
- 12 Mississippi, 3/6/03
- 12 Tennessee, 2/28/97

12
11
10
09
08
07
06
05
04
03
02
01
00

South Carolina Individual

Points

1. 31 Beth Hunt vs. Tennessee Tech, 3/15/89
2. 30 Brantley Southers vs. East Carolina, 3/14/82
3. 27 Marsha Williams at Vanderbilt, 3/13/91
4. 24 Brantley Southers vs. Middle Tennessee State, 3/12/86
5. 23 Sheila Foster vs. Kentucky, 3/18/82
- 23 Sheila Foster vs. East Carolina, 3/14/82

Field Goals Made

1. 13 Brantley Southers vs. East Carolina, 3/14/82
2. 12 Marsha Williams at Vanderbilt, 3/13/91
3. 11 Beth Hunt vs. Tennessee Tech, 3/15/89
- 11 Sheila Foster vs. Kentucky, 3/18/82
5. 10 Sheila Foster vs. East Carolina, 3/14/82

Field Goal Attempts

1. 23 Brantley Southers vs. Middle Tennessee State, 3/12/86
2. 22 Beth Hunt at Northwestern, 3/17/90
3. 20 Marsha Williams at Vanderbilt, 3/13/91
4. 19 Shaunzinski Gortman vs. Duke, 3/25/02
- 19 Brantley Southers vs. East Carolina, 3/14/82

Field Goal Percentage (Min. 10 FGA)

1. .800 (8-10) Jocelyn Penn at Penn State, 3/25/03
2. .750 (9-12) Beth Hunt vs. Bowling Green, 3/14/90
3. .688 (11-16) Beth Hunt vs. Tennessee Tech, 3/15/89
4. .684 (13-19) Brantley Southers vs. East Carolina, 3/14/82
5. .667 (8-12) Schonna Banner at Northwestern, 3/17/90
- .667 (8-12) Schonna Banner vs. Bowling Green, 3/14/90
- .667 (8-12) Karen Middleton vs. Bowling Green, 3/14/90

3-Point Field Goals Made (Since 1987-88)

1. 5 Karen Middleton at Northwestern, 3/17/90
2. 4 Karen Middleton vs. Bowling Green, 3/14/90
3. 3 Kelly Morrone vs. Duke, 3/25/02
- 3 Kelly Morrone vs. Drake, 3/23/02
- 3 Karen Middleton vs. Tennessee Tech, 3/15/89

3-Point Field Goal Attempts (Since 1987-88)

1. 12 Karen Middleton at Vanderbilt, 3/13/91
2. 10 Sarah Burgess vs. Chattanooga, 3/23/03
- 10 Kelly Morrone vs. Chattanooga, 3/23/03
4. 8 Karen Middleton vs. Tennessee Tech, 3/15/89
5. 7 Shaunzinski Gortman vs. Cincinnati, 3/18/02
- 7 Shaunzinski Gortman vs. Liberty, 3/16/02
- 7 Shaunzinski Gortman vs. Drake, 3/23/02
- 7 Karen Middleton vs. Bowling Green

3-Point Field Goal Percentage (Min. 5 3FGA)

1. 1.000 (5-5) Karen Middleton at Northwestern, 3/17/90
2. .400 (2-5) Cristina Ciocan at Penn State, 3/25/03
- .400 (2-5) Kelly Morrone at Penn State, 3/25/03
4. .375 (3-8) Karen Middleton vs. Tenn. Tech, 3/15/89
5. .167 (2-12) Karen Middleton at Vanderbilt, 3/13/91

Free Throws Made

1. 9 Teresa Geter vs. Cincinnati, 3/18/02
- 9 Beth Hunt vs. Tennessee Tech, 3/15/89
3. 8 Martha Parker vs. Alabama, 3/16/88
4. 6 Lisa Diaz vs. Alabama, 3/16/88
- 6 Karen Middleton vs. Alabama, 3/16/88
- 6 Brantley Southers vs. Middle Tennessee State, 3/12/86

Free Throw Attempts


1. 13 Martha Parker vs. Alabama, 3/16/88
2. 10 Teresa Geter vs. Cincinnati, 3/18/02
- 10 Beth Hunt vs. Tennessee Tech, 3/15/89
4. 9 Lisa Diaz vs. Alabama, 3/16/88
- 9 Karen Middleton vs. Alabama, 3/16/88

Free Throw Percentage (Min. 7 FTA)

1. .900 (9-10) Teresa Geter vs. Cincinnati, 3/18/02
- .900 (9-10) Beth Hunt vs. Tennessee Tech, 3/15/89
3. .857 (6-7) Brantley Southers vs. Kentucky, 3/18/82
4. .714 (5-7) Teresa Geter vs. Liberty, 3/16/02
5. .669 (6-9) Lisa Diaz vs. Alabama, 3/16/88
- .669 (6-9) Karen Middleton vs. Alabama, 3/16/88

Rebounds

1. 19 Sheila Foster vs. Kentucky, 3/18/82
- 19 Sheila Foster vs. East Carolina, 3/14/82
- 19 Brantley Southers vs. East Carolina, 3/14/82
4. 18 Sharon Gilmore vs. Middle Tennessee State, 3/12/85
5. 15 Schonna Banner at Northwestern, 3/17/90



Karen Middleton's five 3-point field goals against Northwestern helped the Gamecocks advance to the third round of the NCAA Tournament for the first time.

THE TIME IS NOW **NCAA TOURNAMENT RECORDS**

Assists *(Since 1976-77)*

- 9 Martha Parker vs. Tennessee Tech, 3/15/89
- 8 Cristina Ciocan vs. Cincinnati, 3/18/02
- 8 Lisa Diaz vs. Tennessee Tech, 3/15/89
- 7 Shaunzinski Gortman vs. Liberty, 3/16/02
- 6 Cristina Ciocan vs. Drake, 3/23/02
- 6 Lori Joyner vs. Bowling Green, 3/14/90
- 6 Karen Middleton vs. Bowling Green, 3/14/90
- 6 Marsi McAlister vs. Kentucky, 3/18/82
- 6 Sharon Rivers vs. Kentucky, 3/18/82

Blocked Shots *(Since 1977-78)*

- 4 Monica Williams vs. Alabama, 3/16/88
- 4 Beth Hunt vs. Washington, 3/22/90
- 3 Schonna Banner vs. Bowling Green, 3/14/90
- 3 Beth Hunt vs. Tennessee Tech, 3/15/89
- 3 Brantley Southers vs. Kentucky, 3/18/82
- 3 Brantley Southers vs. East Carolina, 3/14/82

Steals *(Since 1977-78)*

- 6 Jocelyn Penn vs. Drake, 3/23/02
- 6 Monica Williams vs. Alabama, 3/16/88
- 5 Jocelyn Penn at Penn State, 3/25/03
- 5 Sarah Burgess vs. Chattanooga, 3/6/03
- 4 Beth Hunt vs. Washington, 3/22/90
- 4 Karen Middleton vs. Bowling Green, 3/14/90
- 4 Beth Hunt vs. Tennessee Tech, 3/15/89
- 4 Brantley Southers vs. Middle Tennessee State, 3/12/86

South Carolina Team

Most Points

- 93 vs. Bowling Green, 3/14/90
- 79 vs. East Carolina, 3/14/82
- 77 vs. Alabama, 3/16/88
- 77 vs. Middle Tennessee State, 3/12/86
- 76 at Northwestern, 3/17/90

Fewest Points

- 58 at Texas, 3/20/88
- 61 vs. Washington, 3/22/90
- 64 at Vanderbilt, 3/13/91
- 67 at Penn State, 3/25/03
- 68 vs. Chattanooga, 3/23/03
- 68 vs. Duke, 3/25/02

Margin of Victory

- 43 (93-50) vs. Bowling Green, 3/14/90
- 25 (79-54) vs. East Carolina, 3/14/82
- 19 (75-56) vs. Cincinnati, 3/18/02
- 14 (79-65) vs. Drake, 3/23/02
- 14 (77-63) vs. Alabama, 3/16/88

Margin of Defeat

- 19 (58-77) at Texas, 3/20/88
- 12 (61-73) vs. Washington, 3/22/90
- 10 (67-77) at Penn State, 3/25/03
- 9 (68-77) vs. Duke, 3/25/02
- 9 (64-73) at Vanderbilt, 3/13/91

Field Goals Made

- 36 vs. Bowling Green, 3/14/90
- 33 vs. East Carolina, 3/14/82
- 32 at Northwestern, 3/17/90
- 32 vs. Middle Tennessee State, 3/12/86
- 32 vs. Kentucky, 3/18/82

Field Goal Attempts

- 70 vs. Middle Tennessee State, 3/12/86
- 68 vs. Duke, 3/25/02
- 67 at Northwestern, 3/17/90
- 67 vs. Kentucky, 3/18/82
- 66 vs. Drake, 3/23/02
- 66 vs. Cincinnati, 3/18/02
- 66 vs. Washington, 3/22/90

Field Goal Percentage *(Min. 10 FGA)*

- .600 (36-60) vs. Bowling Green, 3/14/90
- .579 (33-57) vs. East Carolina, 3/14/82
- .545 (24-44) vs. Alabama, 3/16/88
- .483 (28-58) vs. Tennessee Tech, 3/15/89
- .478 (32-67) at Northwestern, 3/17/90
- .478 (32-67) vs. Kentucky, 3/18/82

3-Point Field Goals Made *(Since 1987-88)*

- 7 vs. Drake, 3/23/02
- 7 vs. Northwestern, 3/17/90
- 6 at Penn State, 3/25/03
- 6 vs. Chattanooga, 3/23/03
- 5 at Northwestern, 3/17/90

3-Point Field Goal Attempts *(Since 1987-88)*

- 28 vs. Chattanooga, 3/23/03
- 18 at Penn State, 3/25/03
- 18 at Vanderbilt, 3/13/91
- 16 vs. Liberty, 3/16/02
- 15 vs. Drake, 3/23/02

3-Point Field Goal Percentage *(Min. 5 3FGA)*

- 1.000 (5-5) at Northwestern, 3/17/90
- .571 (4-7) vs. Bowling Green, 3/14/90
- .467 (7-15) vs. Drake, 3/23/02
- .400 (4-10) vs. Duke, 3/25/02
- .333 (6-18) at Penn State, 3/25/03
- .333 (4-12) vs. Cincinnati, 3/18/02
- .333 (3-9) vs. Tennessee Tech, 3/15/89

Free Throws Made

- 28 vs. Alabama, 3/16/88
- 17 vs. Bowling Green, 3/14/90
- 15 at Penn State, 3/25/03
- 14 vs. Chattanooga, 3/23/03
- 14 vs. Tennessee Tech, 3/15/89

Free Throw Attempts

- 45 vs. Alabama, 3/16/88
- 23 vs. Liberty, 3/16/02
- 23 vs. Bowling Green, 3/14/90
- 22 vs. East Carolina, 3/14/82
- 20 at Penn State, 3/25/03
- 20 vs. Middle Tennessee State, 3/12/86

Free Throw Percentage (Min. 10 FTA)

- .824 (14-17) vs. Tennessee Tech, 3/15/89
- .778 (14-18) vs. Chattanooga, 3/23/03
- .765 (13-17) vs. Cincinnati, 3/18/02
- .750 (15-20) at Penn State, 3/25/03
- .739 (17-23) vs. Bowling Green, 3/14/90

Rebounds

- 50 vs. Kentucky, 3/18/82
- 50 vs. East Carolina, 3/14/82
- 48 vs. Middle Tennessee State, 3/12/86
- 47 vs. Chattanooga, 3/23/03
- 47 vs. Liberty, 3/16/02

Assists (Since 1976-77)

- 23 vs. Bowling Green, 3/14/90
- 22 vs. Liberty, 3/16/02
- 22 vs. Middle Tennessee State, 3/12/86
- 21 vs. Tennessee Tech, 3/15/89
- 20 vs. Drake, 3/23/02
- 20 vs. East Carolina, 3/14/82

Blocked Shots (Since 1977-78)

- 8 vs. East Carolina, 3/14/82
- 7 vs. Alabama, 3/16/88
- 5 vs. Cincinnati, 3/18/02
- 4 vs. Tennessee Tech, 3/15/89
- 4 vs. Kentucky, 3/18/82

Steals (Since 1977-78)

- 16 vs. Drake, 3/23/02
- 13 vs. Bowling Green, 3/14/90
- 12 vs. Duke, 3/25/02
- 10 vs. Liberty, 3/16/02
- 10 vs. Washington, 3/22/90
- 10 vs. Alabama, 3/16/88

Opponent Individual

Points

- 29 Valerie Still, Kentucky, 3/18/82
- 27 Kelly Mazzante, Penn State, 3/25/03
- 24 Alana Beard, Duke, 3/25/02
- 24 Wendy Scholtens, Vanderbilt, 3/13/91
- 23 Angela Brown, Tennessee Tech, 3/15/89

Field Goals Made

- 12 Valerie Still, Kentucky, 3/18/82
- 12 Wendy Scholtens, Vanderbilt, 3/13/91
- 11 Kelly Mazzante, Penn State, 3/25/03
- 11 Angela Brown, Tennessee Tech, 3/15/89
- 11 Laura Vaughn, Alabama, 3/16/88

Field Goal Attempts

- 23 Angela Brown, Tennessee Tech, 3/15/89
- 23 Valerie Still, Kentucky, 3/18/82
- 22 Laura Vaughn, Alabama, 3/16/88
- 19 Wendy Scholtens, Vanderbilt, 3/13/91
- 18 Kelly Mazzante, Penn State, 3/25/03
- 18 Valerie King, Cincinnati, 3/18/02
- 18 Janet Ross, Middle Tennessee State, 3/12/86
- 18 Kim Webb, Middle Tennessee State, 3/12/86
- 18 Mary Denkler, East Carolina, 3/14/82
- 18 Sam Jones, East Carolina, 3/14/82

Field Goal Percentage (Min. 10 FGA)

- .818 (9-11) Carla Bennett, Drake, 3/23/02
- .786 (11-14) Laura Vaughn, Alabama, 3/16/88
- .750 (9-12) Alana Beard, Duke, 3/25/02
- .667 (8-12) Karen Deden, Washington, 3/22/90
- .632 (12-19) Wendy Scholtens, Vanderbilt, 3/13/91

3-Point Field Goals Made (Since 1987-88)

- 4 Kelly Mazzante, Penn State, 3/25/03
- 3 Krista Gingrich, Duke, 3/25/02
- 3 Erin Richards, Drake, 3/23/02
- 3 K.B. Sharp, Cincinnati, 3/18/02
- 2 Stephanie Schmitz, Drake, 3/23/02
- 2 Donna Harris, Vanderbilt, 3/13/91

3-Point Field Goal Attempts (Since 1987-88)

- 8 Tracey Rutledge, Alabama, 3/12/86
- 7 Kelly Mazzante, Penn State, 3/25/03
- 7 Miranda Warfield, Chattanooga, 3/23/03
- 7 Erin Richards, Drake, 3/23/02
- 7 Valerie King, Cincinnati, 3/18/02
- 7 Donna Harris, Vanderbilt, 3/13/91

3-Point Field Goal Percentage (Min. 5 3FGA)

- .600 (3-5) Krista Gingrich, Duke, 3/25/02
- .571 (4-7) Kelly Mazzante, Penn State, 3/25/03
- .500 (3-6) K.B. Sharp, Cincinnati, 3/18/02
- .429 (3-7) Erin Richards, Drake, 3/23/02
- .286 (2-7) Donna Harris, Vanderbilt, 3/13/91

Free Throws Made

- 8 Stephanie Walker, Liberty, 3/16/02
- 7 Monique Currie, Duke, 3/25/02
- 7 Donna Harris, Vanderbilt, 3/13/91
- 7 Tecca Thompson, Bowling Green, 3/14/90
- 6 Alana Beard, Duke, 3/25/02

Free Throw Attempts

- 10 Valerie Still, Kentucky, 3/18/82
- 9 Stephanie Walker, Liberty, 3/16/02
- 9 Loletha Harrison, East Carolina, 3/14/82
- 8 Alana Beard, Duke, 3/25/02
- 8 Monique Currie, Duke, 3/25/02
- 8 Donna Harris, Vanderbilt, 3/13/91
- 8 Tecca Thompson, Bowling Green, 3/14/90
- 8 Tracey Rutledge, Alabama, 3/16/88

Free Throw Percentage (Min. 7 FTA)

- .889 (8-9) Stephane Walker, Liberty, 3/16/02
- .875 (7-8) Monique Currie, Duke, 3/25/02
- .875 (7-8) Donna Harris, Vanderbilt, 3/13/91
- .875 (7-8) Tecca Thompson, Bowling Green, 3/14/90
- .857 (6-7) Julie Powell, Vanderbilt, 3/13/91

Rebounds

- 16 Wendy Scholtens, Vanderbilt, 3/13/91
- 13 Valerie Still, Kentucky, 3/18/82
- 12 Melinda Clayton, Tennessee Tech, 3/15/89
- 12 Laura Heard, Alabama, 3/16/88
- 11 Kay Willbanks, Middle Tennessee State, 3/12/86

Assists (Since 1976-77)

- 8 Jess Strom, Penn State, 3/25/03
- 7 Kim Webb, Middle Tennessee State, 3/12/86
- 7 Lori Gross, Middle Tennessee State, 3/12/86
- 7 Patty Jo Hedges, Kentucky, 3/18/82
- 6 Nancy Kennelly, Northwestern, 3/17/90

Blocked Shots (Since 1977-78)

- 4 Michele Matyasovsky, Duke, 3/25/02
- 3 Kim Webb, Middle Tennessee State, 3/12/86
- 3 Katie Feenstra, Liberty, 3/16/02
- 2 Carla Bennett, Drake, 3/23/02
- 2 Heidi Gillingham, Vanderbilt, 3/13/91
- 2 Julie Powell, Vanderbilt, 3/13/91
- 2 Traci Thirdgill, Washington, 3/22/90
- 2 Ellen Bayer, Texas, 3/20/88

Steals (Since 1977-78)

- 5 Tanisha Wright, Penn State, 3/25/03
- 5 Alana Beard, Duke, 3/25/02
- 5 Kim Webb, Middle Tennessee State, 3/12/86
- 4 Traci Thirdgill, Washington, 3/22/90
- 4 Patty Jo Hedges, Kentucky, 3/18/82

Opponent Team

Most Points

- 78 Middle Tennessee State, 3/12/86
- 77 Penn State, 3/25/03
- 77 Duke, 3/25/02
- 77 Tennessee Tech, 3/15/89
- 77 Texas, 3/20/88

Fewest Points

- 50 Bowling Green, 3/14/90
- 54 Chattanooga, 3/23/03
- 54 East Carolina, 3/14/82
- 56 Cincinnati, 3/18/02
- 61 Liberty, 3/16/02

Field Goals Made

- 35 Middle Tennessee State, 3/12/86
- 34 Tennessee Tech, 3/14/82
- 33 Kentucky, 3/18/82
- 32 Washington, 3/22/90
- 32 Texas, 3/20/88

Field Goal Attempts

- 79 Middle Tennessee State, 3/12/86
- 75 East Carolina, 3/14/82
- 74 Kentucky, 3/18/82
- 72 Alabama, 3/16/88
- 68 Texas, 3/20/88

Field Goal Percentage (Min. 10 FGA)

- .542 (32-59) Washington, 3/22/90
- .507 (34-67) Tennessee Tech, 3/15/89
- .500 (30-60) Penn State, 3/25/03
- .483 (28-58) Duke, 3/25/02
- .480 (24-50) Drake, 3/23/02

3-Point Field Goals Made (Since 1987-88)

- 8 Cincinnati, 3/18/02
- 7 Penn State, 3/25/03
- 6 Drake, 3/23/02
- 4 Chattanooga, 3/23/03
- 3 Duke, 3/25/02
- 3 Vanderbilt, 3/13/91

3-Point Field Goal Attempts (Since 1987-88)

- 20 Chattanooga, 3/23/03
- 19 Cincinnati, 3/18/02
- 18 Penn State, 3/25/03
- 18 Drake, 3/23/02
- 14 Vanderbilt, 3/13/91

3-Point Field Goal Percentage (Min. 5 3FGA)

- .421 (8-19) Cincinnati, 3/18/02
- .389 (7-18) Penn State, 3/25/03
- .333 (6-18) Drake, 3/23/02
- .300 (3-10) Duke, 3/25/02
- .214 (3-14) Vanderbilt, 3/13/91

12
11
10
09
08
07
06
05
04
03
02
01
00
112

Free Throws Made

1. 18 Duke, 3/25/02
18 Vanderbilt, 3/13/91
3. 13 Texas, 3/20/88
4. 12 Bowling Green, 3/14/90
12 East Carolina, 3/14/82

Free Throw Attempts

1. 24 Duke, 3/25/02
24 Texas, 3/20/88
3. 23 Vanderbilt, 3/13/91
4. 22 East Carolina, 3/14/82
5. 21 Alabama, 3/16/88

Free Throw Percentage *(Min. 10 FTA)*

1. .800 (8-10) Washington, 3/22/90
2. .786 (11-14) Drake, 3/23/02
.786 (11-14) Northwestern, 3/17/90
4. .783 (18-23) Vanderbilt, 3/13/91
5. .750 (18-24) Duke, 3/25/02

Rebounds

1. 48 Middle Tennessee State, 3/13/82
2. 44 Liberty, 3/16/02
3. 43 Alabama, 3/16/88
4. 42 Vanderbilt, 3/13/91
5. 40 Tennessee Tech, 3/15/89
40 East Carolina, 3/14/82

Assists *(Since 1976-77)*

1. 21 Penn State, 3/25/03
2. 20 Middle Tennessee State, 3/13/91
3. 19 Duke, 3/25/02
4. 17 Kentucky, 3/18/82
5. 16 Chattanooga, 3/23/03
16 Vanderbilt, 3/13/91

Blocked Shots *(Since 1977-78)*

1. 9 Duke, 3/25/02
2. 5 Vanderbilt, 3/13/91
3. 4 Middle Tennessee State, 3/12/86
4. 3 Drake, 3/23/02
3 Liberty, 3/16/02
3 Washington, 3/22/90
3 Texas, 3/22/88

Steals *(Since 1977-78)*

1. 14 Penn State, 3/25/03
14 Alabama, 3/16/88
3. 13 Texas, 3/20/88
4. 12 Chattanooga, 3/23/03
12 Kentucky, 3/18/82